PCB Construction Completion Report

Site Number: 413010 and 413013

Amphenol Aerospace

40-60 Delaware Avenue Facility
Sidney, New York

Prepared for

Amphenol Corporation

40-60 Delaware Avenue
Sidney, New York 13838

April 2020

Barton&Loguidice

Amphenol Aerospace
40-60 Delaware Avenue Facility

PCB Construction Completion Report
Site Number: 413010 and 413013

April 2020

Prepared for:

Amphenol Corporation
40-60 Delaware Avenue
Sidney, New York 13838

Prepared by:

Barton & Loguidice, D.P.C.
443 Electronics Parkway
Liverpool, New York 13088

and

JTM Associates, LLC
P.O. Box 359
Bridgeport, New York 13030

I, the undersigned engineer, certify that I am currently a NYS registered professional engineer, I had primary direct responsibility for the implementation of the subject construction program, and I certify that the Remedial Work Plan and Remedial Design Plans and Specifications were implemented and that all construction activities were completed in substantial conformance with the DER-Approved Remedial Work Plan and Remedial Design Plans and Specifications.

Scott D. Nostrand, P.E.

This document is printed on recycled paper

TABLE OF CONTENTS

Section **Page**

1.0 INTRODUCTION 1
1.1 General 1
1.2 Background Information 1
1.2.1 Site Description 1
1.2.2 Site History 2
1.2.2.1 NYSDEC Inactive Hazardous Waste Site – West Well and Parking Area (Site No. 413010) and Boiler Room Area (Site No. 413013) Boiler Room Area #413013 2
1.3 Site Characterization 3
1.4 Remedial Objectives 5

2.0 SUMMARY OF REMEDIAL ACTIVITIES 6
2.1 Interim Remedial Measure 6
2.1.1 General 6
2.1.1.1 IRM B-1 Concrete 7
2.1.1.2 IRM B-1 Soil 7
2.1.1.3 IRM B-5 Concrete 8
2.1.1.4 IRM B-5 Soil 8
2.1.1.5 Data Validation 11
2.1.2 Backfilling/Site Restoration 12
2.1.3 Modifications to Remedial Design 12
2.1.4 IRM Air Monitoring 13

3.0 WASTE HANDLING, TREATMENT, AND DISPOSAL 14
3.1 General 14
3.1.1 Remedial Construction Related Waste 14
3.1.2 Remedial Derived Waste and Equipment Contamination 14

4.0 SUMMARY 16

Tables

Table 1 B-1 Concrete Sample Data
Table 2 B-1 Soil Sample Data
Table 3 B-5 Concrete Sample Data
Table 4 B-5 Soil Sample Data
Table 5 TSCA Level Soil Tonnages, Analytical, and Disposal Information
Table 6 TSCA Level Concrete Tonnages, Analytical, and Disposal Information
Table 7 Non-TSCA Level Concrete Tonnages, Analytical, and Disposal Information

TABLE OF CONTENTS – Continued

Section

Figures

Figure 1	Site Location Map
Figure 2	Amphenol Aerospace Area Survey
Figure 3A	IRM B-1 Concrete Sample Locations
Figure 3B	IRM B-1 Soil Sample Locations
Figure 3C	IRM B-1 Confirmation Sample Locations and Final Excavation Depth As-Built
Figure 4A	IRM B-5 Concrete Sample Locations
Figure 4B	IRM B-5 Soil Sample Locations – Phase 1
Figure 4C	IRM B-5 Soil Sample Locations– Phase 2
Figure 4D	IRM B-5 Soil Sample Locations – Phase 3
Figure 4E	IRM B-5 Confirmation Sample Locations and Final Excavation Depth As-Built

Appendices

Appendix A	PCB Contaminated Concrete Slab Remedial Work Plan, Remedial Design Work Plan, Remedial Work Plan Approval Letter
Appendix B	CAMP Monitoring Results
Appendix C	Waste Tonnage Sheets, Non-Hazardous Waste Manifest, Uniform Hazardous Waste Manifest, Remedial Derived Waste, Wastewater, Frac Tank Liquid Disposal
Appendix D	PCB Analytical Reports
Appendix E	Data Validation Summary Report
Appendix F	Virgin Backfill Letter

1.0 INTRODUCTION

1.1 General

The following Construction Completion Report (CCR) has been prepared to summarize the Interim Remedial Measures (IRM) performed to remediate two areas of identified PCB contamination at the former Amphenol Main Production Facility (Amphenol Facility) located at 40-60 Delaware Avenue, Sidney, New York.

The purpose of the PCB remediation work was to remove two areas of PCB contaminated concrete and sub-slab soil (IRM Areas B1 and B5), and installation of a replacement cover system consisting of reinforced concrete. PCB contaminated concrete slab documented to be > 25 ppm, but < 50 ppm were removed and disposed of at the Ontario County Landfill, a regulated solid waste management facility located in Stanley, New York. PCB contaminated concrete and soil > 50 ppm was treated as TSCA waste and was disposed of at Wayne Disposal, Inc., located in Belleville, Michigan, a regulated chemical waste disposal facility. Concrete and soil found to be below the 25 ppm Part 375 Industrial Use soil cleanup objective (SCO) was allowed to remain on-site.

Barton & Loguidice, D.P.C. (B&L) has prepared this CCR to document the interim remedial measures performed to address PCB impacted materials identified at the site. Remedial measures were completed in accordance with the New York State Department of Environmental Conservation (NYSDEC) approved PCB Contaminated Concrete Slab Remedial Work Plan and Remedial Design, March 28, 2019 (Work Plan), with minor deviations outlined in Section 2.1.4.

PCB contaminated remedial efforts were completed during the period between April and July 2019 at the former Amphenol Facility. Environmental remediation work was completed by Sessler Environmental Services (SES), located in Rochester, New York. The Work Plan, letters of approval, and relevant correspondence have been included in Appendix A.

1.2 Background Information

The following section provides a brief history of facility operations and documented superfund sites located on the property.

1.2.1 Site Description

The Amphenol former main production building is located at 40-60 Delaware Avenue, Sidney, New York (Figure 1). The site is located approximately a half mile south of the Susquehanna River and is within the Susquehanna River valley flood plain. The main plant building was used in the manufacturing of electrical components. Use of cutting oils and associated manufacturing processes has resulted in pre-1978 PCB impacts to the site. The Amphenol Facility contains two sites listed on the New York State Registry of Inactive Hazardous Waste Disposal Sites, which are referred to as the West Well and Parking Area (Site No. 413010) and the Boiler Room Area (Site No. 413013). The area

surrounding the Amphenol Facility consists of Route 8 to the west, railroad tracks to the north, and a mix of residential and light commercial properties around much of the site perimeter (NYSDEC Final Statement of Basis, September 2019).

1.2.2 Site History

As described in the final Statement of Basis (SOB) for the site, the footprint of the former main plant building has been used for manufacturing of various electrical components since the 1930s. Various solvents were used in the manufacturing process at this facility. Hazardous wastes were generated through electroplating, vapor degreasing and parts-cleaning operations. An on-site plating operation has been active since 1970 and is located at the west end of the site. Two underground storage tanks were used for boiler fuel between approximately 1960 and 1981. One of the tanks was then used to store waste oils until it was removed in 1984.

During the summer of 2018, the single story production building was demolished (approximately 683,000 SF). Asbestos abatement operations were initiated on April 16, and completed on July 24, 2018. Building demolition operations commencing on June 5, 2018, and completed on November 7, 2018. Procedures documenting the building demolition operations have been documented under the Demolition Construction Completion Report, submitted separately.

1.2.2.1 NYSDEC Inactive Hazardous Waste Site – West Well and Parking Area (Site No. 413010) and Boiler Room Area (Site No. 413013)

The Amphenol Facility contains two sites listed on the New York State Registry of Inactive Hazardous Waste Disposal Sites, which are referred to as the West Well and Parking Area and the Boiler Room Area.

West Well and Parking Area

The West Parking Lot was an unpaved portion of the site where spent oils were historically applied for dust control purposes. Soil sampling from the West Parking Lot area in 1984 revealed PCB concentrations above the Part 375 Industrial Use SCO of 25 ppm in two of the eight sampling locations. Due to these exceedances the parking area was paved in August of 1984 to minimize exposure. Subsequent environmental studies performed in the area of the West Well and West Parking Lot area through the mid-1980 resulted in detected VOC concentrations in excess of established groundwater standards. Installation of a groundwater extraction and treatment remedial system was approved by the NYSDEC and the operation of a groundwater extraction system and air stripper to treat the West Well effluent commenced operation in March 1988.

Boiler Room Area

In November 1984, an underground storage tank located adjacent to the boiler room was removed. This tank had been used to contain waste oil from various manufacturing operations. During the tank removal, soils surrounding the tank were found to be contaminated. This prompted additional subsurface soil and groundwater investigations in this area of the plant.

Between January 1985 and February 1995, several phases of remedial investigations were completed. The purpose of these studies was to evaluate the extent of groundwater impacts along the northwest side of the plant and identify appropriate remedial measures to mitigate further off-site transport of contaminated groundwater. These objectives were defined in an Administrative Order on Consent (AOC file #R-4-0539-88-02) executed between the New York State Department of Environmental Conservation (NYSDEC) and Amphenol.

In April 1996, as part of a pre-design study associated with a proposed interim remedial measure (IRM) for the Boiler Room site, a test groundwater recovery well and treatment system was constructed. The test recovery well was installed to evaluate the ability of a pump and treat system to minimize off site migration of contaminated groundwater. The treatment system consisted of a shallow tray air stripper with its effluent discharged to an existing storm water outfall. This approach proved successful and subsequently, two additional recovery wells were installed to improve the contaminant capture capability of the remedial system. These wells became operational in mid-February 1999. The system continues to operate. Routine influent, effluent, and groundwater monitoring is performed and reported to NYSDEC quarterly.

1.3 Site Characterization

During the period between April and July 2019 two areas of PCB contaminated concrete slab and underlying soil were identified and removed as IRMs from within the footprint of the former Amphenol main plant building. The two IRMs contained pre-1978 PCB contamination associated with historical manufacturing operations. The first IRM was located in the northwest corner of the former Amphenol building footprint. This area was used for cutting oil filtering and reclaim. The second location was situated on the eastern side of the former building footprint where the Gridley Screw Machine was located. Former factory operations in this area consisted of cutting bar stock and manufacturing of electrical components which used oil lubricants. Equipment lubricants likely leaked onto the concrete surface resulting in the observed staining and subsequent PCB impacts and required remediation. PCB IRM locations have been presented in Figure 2 with respect to the former Amphenol Facility footprint.

Concrete Slab Characterization

A total of 42 concrete dust/chip samples were collected from IRM areas B1 and B5 (Figures 3A and 4A). Samples were collected using a hammer drill to break up the concrete surface into dust and chips, which were collected and submitted to Alpha Analytical in Westborough, Massachusetts and Adirondack Environmental Services, Inc. in Albany, New York. Dust and chip samples were analyzed for polychlorinated biphenyls (PCBs) using EPA Method 8082A. Although characterization of the concrete surface identified the horizontal extent of PCB impacts, further characterization concerning depth of PCB impact within the slab were reviewed through the collection of concrete core samples from the identified IRM areas. Samples were collected from three locations (Figures 3A and 4A); one sample from the northwest corner of IRM B1 (sample location B-1, Figure 3A grid location c3) and two samples from IRM B5 (sample locations B5 and B-5-E0, Figure 4A grid locations h5 and k5, respectively).

PCB concrete dust/chip and core sample results from the western concrete slab footprint (IRM B1) ranged in concentration from 0.2 ppm to 3,500 ppm and PCB concentrations from the eastern IRM area (IRM B5) ranged from 0.6 ppm to 10,000 ppm. Areas of concrete slab with PCB concentrations >25ppm but <50 ppm were characterized as non-TSCA waste and disposed of at the Ontario County Landfill in New York, where as concrete concentrations >50 ppm were characterized as TSCA level waste and required disposal at the Wayne Disposal facility in Michigan.

The concrete PCB results were used to characterize the vertical and horizontal extent of PCB contamination in IRM B1 and IRM B5 and delineate the limits of concrete demolition and remediation. Figures 3A and Figures 4A present the PCB results and remedial boundaries for concrete removal. PCB analytical results for concrete samples collected from IRM B1 and IRM B5 are summarized in Tables 1 and 3.

Soil Characterization

Subsequent to the removal of concrete a combined total of 146 sub-slab soil samples were collected from IRM B-1 and B-5. A total of 8 sub-slab soil samples were collected from IRM B-1 and 138 samples were collected from IRM B-5. Collected samples were placed in laboratory provided glassware and submitted to Alpha Analytical in Westborough, Massachusetts for PCB analysis using EPA Method 8082A.

PCBs were reported at concentrations ranging from non-detect to levels greater than 26,000 ppm. Sub-slab soil sample collection depths ranged from 0 to 6-inches down to 132-inches (11 feet). Reported analytical PCB soil concentrations from IRM B-1 were all found to be below the Part 375 Industrial Use SCO of 25 ppm and no further soil sampling was performed in this area. PCBs concentrations in IRM B-5 were described as follows:

- 82 soil samples were defined at concentrations less than the Industrial Use SCO of 25 ppm,

- 6 soil samples were defined at non-TSCA levels greater than 25 ppm, but less than 50 ppm, and
- 50 soil samples contained PCB concentrations greater than the 50 ppm criteria for TSCA regulated hazardous waste in New York State.

PCB soil analytical results for IRM B-1 and B-5 are summarized in Tables 2 and 4 and presented on Figures 3B, 4B, 4C, and 4D. Laboratory analytical reports are presented in Appendix D.

1.4 Remedial Objectives

Remedial objectives for the site have been outlined in the final SOB. The site remedial objectives for soil have been summarized and presented in the table below. To mitigate PCB impacts on the environment, PCB contaminated concrete and soil was removed from IRM locations B-1 and B-5 and disposed of at previously defined regulated disposal facilities. Further discussion of interim remedial activities are presented in Section 2.1.

Soil	
Remediation Objective	**Remedial Action**
Public Health • Prevent the ingestion and/or direct contact with contaminated soil • Prevent the inhalation of, or exposure from contaminants, volatilizing from contaminants in soil Environment • Present migration of contaminants that would result in groundwater or surface water contamination • Prevent impacts to biota from ingestion/direct contact with soil causing toxicity or impacts from bioaccumulation through the terrestrial food chain.	• Continued operation of existing Engineering Controls (cover system). • Institutional Controls to restrict land use. • Site Management Plan, including Excavation Work Plan (specifically the Site Monitoring Plan and Operation and Maintenance Plan

2.0 SUMMARY OF REMEDIAL ACTIVITIES

The following section has been prepared to summarize the remedial activities completed at the former Amphenol Facility to address PCB impacted concrete and soil in the IRM B-1 and B-5 areas. The locations of the remedial areas with respect to the former facility slab footprint are presented in Figure 2. Concrete and soil sample locations within the IRM B-1 and B-5 area have been presented in Figures 3A, 3B, and 4A through 4D.

2.1 Interim Remedial Measure

Subsequent to the demolition of the former Amphenol Facility superstructure, five areas of stained concrete slab were identified for further PCB testing and two areas were found to exceed the Industrial Use SCO of 25 ppm and required further investigation. As a result of widespread concrete sampling and PCB analysis, the remedial extents of IRM B-1 and IRM B-5 were established and corrective actions were performed in accordance with the NYSDEC approved work plan (Appendix A).

The environmental remediation work to address PCB contaminated concrete and soil was completed by Sessler Environmental Services (SES), located in Rochester, New York. Part-time site inspection and general observation was provided by Barton and Loguidice, D.P.C. (B&L).

2.1.1 General

Based on the results of confirmation sampling and as defined in the NYSDEC approved work plan, IRM B-1 and B-5 limits of remediation were defined and identified in the field. SES used a wet-saw to cut the concrete slab and minimize dust generation around the perimeter of the delineated areas. SES used a hoe ram attachment mounted on an excavator to demolish the concrete into manageable pieces for disposal at appropriate landfilling facilities. TSCA level concrete was disposed of at Wayne Disposal, Inc., located in Belleville, Michigan and non-TSCA level concrete was disposed of at the Ontario County Landfill, located in Stanley, New York.

Subsequent to the concrete removal, soil samples were collected from various intervals delineating the vertical and horizontal extents of PCB contamination. IRM area B-1 was not found to contain PCB soil concentrations greater than the Industrial Use SCO of 25 ppm and therefore soil excavation and removal was not required at this location. IRM B-5 PCB soil sampling results revealed PCB concentrations in excess of TSCA levels, requiring several rounds of soil excavation followed by confirmation sampling of the excavation floor and sidewalls. Excavated soil in excess of TSCA levels was removed and disposed of at the Wayne Disposal, Inc.

The following sections present the results of remedial sampling for concrete and soil from the IRM B-1 and B-5 areas.

2.1.1.1 IRM B-1 Concrete

On October 2, 2018, concrete dust and chip samples were collected from the concrete surface at IRM B-1 from the 0 to 1.5-inch depth interval to delineate the extent of PCB contamination. 0 inches is with reference to the concrete surface. As presented in Table 1, these samples had a PCB concentration range of 1.7 ppm to 35 ppm, resulting in the need for additional delineation. Collection of concrete dust/chip samples from the 0 to1.5-inch depth interval were obtained on November 5, 2018, December 3, 2018, and December 18, 2018. Results of subsequent concrete sampling revealed PCB concentrations ranging from 0.22 ppm to 3,500 ppm, indicating TSCA levels of contamination. A concrete core sample was collected from IRM B-1 (sample location B-1, Figure 3A) to determine the vertical depth of PCB contamination within the concrete slab. These samples showed that PCB persisted through the concrete slab, with the deepest sample from the 4 to 5-inch interval identifying a concentration of 16.5 ppm. As illustrated on Figure 3A, concrete samples were collected within the IRM B-1 area and their results were used to delineate PCB TSCA and non-TSCA level extents. As identified in Figure 3A, two areas of PCB impacted concrete were defined in the IRM B-1 area, non-TSCA and TSCA levels. Based on the concrete results from the western portion of IRM B-1, PCB concentrations were found to be below 50 ppm (TSCA hazardous waste threshold) and concrete was demolished and transported to the Ontario County Landfill. PCB concentrations of concrete on the eastern side of IRM B-1 were found to exceed 50 ppm and characterized as TSCA level waste and required disposal at the Wayne Disposal facility in Belleville, Michigan. Figure 3C presents the concrete confirmation sample locations and remedial extent, and Table 1 presents the PCB concrete results.

2.1.1.2 IRM B-1 Soil

Following the removal and disposal of concrete from IRM B-1, eight (8) confirmation sub-slab (SS) soil samples (B1-SS1 through B1-SS8) were collected at 0 to 6 and 6 to 12 inch intervals on April 25, 2019 from six subareas within the delineated non-TSCA and TSCA level concrete areas. For reference, 0 inches represents the soil surface beneath the concrete. As presented in Table 2, each of the PCB soil samples at the 0 to 6-inch depth interval were below the Part 375 Industrial Use SCO, ranging from 0.371 ppm to 4.65 ppm. Soil samples collected from the 6 to12-inch interval were not analyzed since the observed PCB levels from 0 to 6-inches were below Part 375 Industrial Use SCOs. Figure 3C presents the soil confirmation sample locations and remedial extent, and Table 2 presents the PCB soil results.

2.1.1.3 IRM B-5 Concrete

Concrete dust/chip samples from IRM B-5 were collected on September 6, 2018, November 5, 2018, and November 8, 2018, at 0 to 1.5 inches, with 0 inches referencing the surface of the concrete slab to delineate the extent of PCB impacts within the B-5 area. Concrete dust/chip sample results ranged from 0.022 ppm to 390 ppm, as presented in Table 3. Based on the analytical results, PCB contamination was determined to be present at levels exceeding TSCA and further delineation was required. Additional concrete chip samples were collected on December 3, 2018 from the 0 to 1.5-inch depth interval, and PCB analytical results displayed concentrations ranging from 7.7 ppm to 10,000 ppm. Concrete core samples were also collected from sample locations B-5 and B-5-E0 to determine the vertical extent of PCB impact within the concrete. The concrete cores were dissected into 1-inch slices and analyzed for PCBs (slice samples ranged from 1-inch to 6-inches). Vertical PCB concentrations in the concrete at core samples ranged in concentration from 0.6 to 5,070 ppm. The bottom 1-inch concrete slice from core sample B-5 had a PCB concentration of 37 ppm (5 to 6-inches) and B-5-E0 had a concentration of 1,060 ppm (4 to 5-inches), thus indicating that impacts to the sub-slab soil may be present. The results presented in this section were used to delineate the extent of concrete impact and remediation. A summary of the IRM B-5 concrete results are presented in Table 3 and the as-built remedial extents are presented in Figure 4A.

Concrete dust/chip and core sample results from the IRM B-5 area were used to delineate the extent of PCB impacts. All concrete within the identified PCB impact limits were observed at concentrations above 50 ppm and required disposal at the Wayne Disposal facility.

2.1.1.4 IRM B-5 Soil

In accordance with the March 18, 2019 NYSDEC letter (Appendix A), a total of 22 confirmation sub-slab soil samples were initially collected subsequent to the concrete slab removal from IRM B-5. Soil confirmation samples (B5-SS1 through B5-SS12) were taken on April 25, 2019 at 0 to 6-inch and 6 to 12-inch depths with 0 inches referencing the surface of the soil beneath the concrete slab. PCB concentrations from the top 6 inches of substrate at sampling points B5-SS4, SS5, SS6, SS7, SS8 and SS9 exceeded the 50 ppm TSCA level defined under Part 371. Analytical results ranged in concentration from 1,460 ppm to 16,000 ppm (Table 4). Soil samples collected from the 6 to 12-inch depth interval at these same locations (SS4-SS7, and SS9) also exceeded the 50 ppm TSCA limit. Soil sample locations B5-SS1 through B5-SS12 are presented in Figure 4B with sample results summarized in Table 4.

On May 3, 2019, deeper soil samples were collected from B5-SS4 through SS7, and B5-SS9 using direct push sampling technology. Sub-slab soil samples were collected to a depth of 4 feet below ground surface and analyzed for PCB concentrations between the depth intervals of 24 to 30 inches and 30 to 36 inches. PCB analytical data from 24 to 30 inches were found to be below the Part 375 Industrial Use SCO of 25 ppm at all of these locations, with the exception of B5-SS6. Additional PCB soil samples were collected from B5-SS6 between the depths of 36 to 42 inches and 42 to 48 inches, with analytical results indicating PCB concentrations of 16,400 ppm and 9,210 ppm, respectively (Figure 4B).

Based on the data collected between April 25 and May 3, 2019, horizontal and vertical limits of soil excavation were defined. Soil in the northeast corner of the defined TSCA level area was excavated to a depth of 5 feet (Figure 4B – cells l5 and eastern half of k5), soil from the western half of cells k5 and all of h5, i5, j5, g6, h6, i6, j6, k6, l6 were excavated to 2 feet, and soil from cells g7, h7, i7, j7, k7, and l7 were excavated to a depth of 1 foot (Figure 4B).

IRM B-5 sidewall and bottom confirmation soil samples were collected from the main remedial excavation on May 24, 2019, with sidewall composite samples collected from the north, east, south, and west extents of the excavation as presented in Figure 4B at cell locations i4, i6, i7, and g5 from 0 to 12-inches, respectively. Also, a composite bottom sample was collected from the center of the main excavation (24 to 26-inches) as presented in cell j6 with a result of 465 ppm. A single composite sidewall (24 to 36-inches) and bottom composite sample (60 to 62-inches) were collected from the deeper (5 feet) excavation from cell l5 located in the northeast corner of the main excavation (Figure 4B). Sidewall composite sample results from cell l5 were in excess of TSCA levels with a reported PCB concentration of 262 ppm; however the bottom of the excavation was reported at 0.386 ppm, which was below the Part 375 Industrial SCO. The results of the composite sidewall and excavation bottom samples indicated that PCB concentrations ranged between .386 ppm and 550 ppm, and further excavation would be required.

Based on the results of the April 25th, May 3rd, and May 25th, 2019 confirmation soil sampling events, additional sampling was required to better define the extent of PCB impacts within the IRM-B-5 area. On June 5, 2019, soil bottom (B#) and sidewall (W#) samples were collected from the following depth intervals as presented in Figure 4C:

- Bottom of excavation sample depth 12 to 14 inches – B11 through B16 (cells g7, h7, i7, j7, k7, l7)

- Bottom of excavation sample depth 24 to 26 inches – B1 through B16 (h5, i5, j5, k5, g6, h6, i6, j6, k6, l6, g7, h7, i7, j7, k7, l7)
- Bottom of excavation sample depth 36 to 38 inches – B1 through B10 (h5, i5, j5, k5, g6, h6, i6)
- Excavation sidewall sample depth 6 to 12 inches – W6 and W8 through W13 (f7, g7, h7, i7, j7, k7, l7)
- Excavation sidewall sample depth 12 to 18 inches – W1 through W5 and W7 (h4, i4, j4, g6, m6)
- Excavation sidewall sample depth 30 to 36 inches – W16 through W19 (k4, l4, k5, l5)

PCB concentrations ranged from 0.136 ppm to 9710 ppm for bottom samples and 0.0681 ppm to 3860 ppm for sidewall samples. Based on the results, additional excavation to a depth of 5 feet was completed in cells i5, j5, k5, h6, and i6 on Figure 4C. Soil in areas g6 and k6 were further excavated to a total depth of 3 feet, and sidewall area W10 (cell i7) was excavated approximately 3 feet further to the south to a depth of 12 inches (Figure 4C).

On June 12 and 14, 2019, soil bottom confirmation samples B2, B3, B4, B6, and B7 (Figure 4C, cells i5, j5, k5, h6, i6) were collected from a depth of 60 to 62 inches, and values ranged from 386 ppm to 43,300 ppm. Excavation sidewall samples were taken on June 13, 2019 and June 14, 2019 from 6 to 12 inches at W20 and 36 to 42 inches at locations W21 through W29, with observed PCB concentrations ranging from 0.063 to 220 ppm. Sidewall samples, with the exception of W29 (220 ppm), had PCB results below the Part 375 Industrial Use SCO standard of 25 ppm (Figure 4D). Based on the confirmation sampling results, further excavation of the B2, B3, B4, B6, B7, and sidewall area W29 was required.

On July 1, 2019, three direct push soil borings were advance to a depth of 5 to 6 feet below the bottom of excavation elevation (10 to 11 feet below the bottom of the concrete) along the intersection of cells i5/j5, j5/k5, and h6/i6 presented in Figure 4D to assist in determining the vertical extent of PCB contamination. Samples were collected from each boring at 1-foot increments starting at 72, 84, 96, 108, and 120 inches below the bottom of the concrete slab for locations B2/3 (i5/j5) and B3/4 (j5/k5). Location B6/7 (h6/i6) extended to a depth of 11 feet. Approval to use the boring data as confirmatory samples was approved by the NYSDEC on July 11, 2019 due to saturated soil conditions and safety hazards associated with sidewall collapse (Appendix A). Results from the soil borings are provided below:

Depth	Boring Location		
	B2/3 (cell i5/j5)	B3/4 (cell j5/k5)	B6/7 (cell h6/k6)
72 - 74"	11.7 ppm	0.14 ppm	35.2 ppm
84 - 86"	0.16 ppm	0.06 ppm	1100 ppm
96 - 98"	30.4 ppm	0.62 ppm	1230 ppm
108 - 110"	15.8 ppm	0.95 ppm	0.74 ppm
120 - 122"	0.78 ppm	ND	1.74 ppm
132 – 134”	No Sample	No Sample	30.2 ppm

Sample results from the boring locations B2/B3 and B3/B4 confirm that the removal of 1 foot of material from the bottom of the cells i5, j5, and k5 in Figure 4D would achieve cleanup criteria; however, approximately 2 feet of material (total excavation depth of 7 feet) was removed to be conservative. Based on the results of B6/B7, an additional 4 feet of material (total depth from bottom of concrete of 9 feet) was removed to achieve Part 375 Industrial Use cleanup criteria. Based on sample data from B6/7, marginal PCB impacts slightly above the Part 375 Industrial SCO remain at a depth of 11 feet.

Additionally, soil to the south of W29, which displayed a sidewall concentration of 220 ppm, was over-excavated approximately 3 feet to the south and resampled on July 16, 2019 at a depth of 36 to 42 inches from sample location W30 (Figure 4D, cell i7). The PCB soil concentration at W30 was 25.6 ppm and was within the threshold tolerance of the Part 375 Industrial Use SCO guidance value. A summary of soil samples taken in IRM B-5 are presented in Figures 4B through 4D. Figure 4E presents as-built extents of IRM B-5, final excavation depths, and soil confirmation sample locations.

2.1.1.5 Data Validation

An independent third-party review of the analytical data was performed on sub-slab soil confirmation samples. Data validation was performed by Alpha Geoscience located at 679 Plank Road, Clifton Park, New York. The data validation summary report is provided as Appendix E. In addition to the independent third-party review, an internal laboratory validation of the data was performed and is discussed in the narrative summaries associated with the soil analytical data packages provided in Appendix D. The data was found to be usable in its present form with the exception of the qualified data identified in the validation report.

2.1.2 Backfilling/Site Restoration

Following the completion of excavation activities, IRM B-1 and B-5 were backfilled with a Type 4 Subbase granular fill in accordance with New York State Department of Transportation Specification Number 304.14. Material was obtained through Tri City Highway Products, Inc. located in Brisben, New York. The granular fill was from a virgin source manufactured from a naturally occurring deposit that contained no additives. A virgin source letter and sieve analysis from the quarry are presented in Appendix F.

For the IRM B-5 area, backfill material was placed in 12-inch lifts and compacted using a traveling vibratory tamper, with the exception of the bottom 5 feet of the deeper excavation areas, where material was placed and compacted using the bucket. IRM B-1 received less granular fill (2-inches), since soil was not required to be removed from this area. A total of 814.24 tons of granular fill was placed, graded and compacted for both remedial areas. A total tonnage spreadsheet provided by SES is included in Appendix F.

Subsequent to obtaining subgrade, installation of a NYSDOT High Early (HE) strength concrete was installed as a cover system over the IRM B-1 and IRM B-5 remedial areas. The DOT HE mix contains 716 lbs of Portland cement compared to a standard 3,500 PSI concrete containing 517 lbs of Portland cement. Based on the quantities of Portland used in the mix, concrete strength is greater than 3,500 PSI. Concrete was placed and reinforced with rebar dowels and wire mesh. Where the new concrete met the existing concrete, holes were drilled into the existing concrete and steel rebar dowels were installed. The rebar dowels were greased on the end installed into the existing concrete to allow for movement. The rebar dowels were installed at the frequency defined in the approved PCB work plan. A 6-inch x 6-inch wire mesh was tied into the steel rebar dowels to provide stability of the replacement concrete pad. The wire mesh was installed no deeper than 2-inches from the finished concrete surface. An 8-inch thick concrete pad was poured with a final surface elevation matching the surrounding grade.

2.1.3 Modifications to Remedial Design

The following deviations from the NYSDEC approved PCB Remedial Work Plan and Remedial Design are documented below.

Amphenol Facility Work Plan Deviation	
Approved Work Plan	**Work Plan Deviation**
Replacement concrete cover system to consist of Class D concrete with a 28 day compressive strength of 2,500 PSI.	Replacement concrete cover system consisted of a NYSDOT High Early Strength Mix (HE). The DOT does not designate strength requirements for mix design. The DOT HE mix contains 716 lbs of Portland cement compared to a standard 3,500 PSI concrete containing 517 lbs of Portland cement. Based on the quantities of Portland used in the mix, concrete strength is greater than 3,500 PSI.
Concrete cover system reinforcement to consist of wire mesh with 4" x 4" grid.	Contractor installed reinforcement wire mesh with a 6" x 6" grid.
Concrete cover system to consist of a 4-inch slab thickness	Concrete cover system installed consisted of an 8-inch slab thickness.
Temporary poly sheeting placed over completed remedial excavation to be removed once remedial excavation has been completed.	Poly sheeting was left in the excavations as a barrier between site soils and granular backfill material.

2.1.4 IRM Air Monitoring

Prior to the initiation of construction, SES established a Community Air Monitoring Plan (CAMP) to provide real-time monitor in accordance with New York State Department of Health (NYSDOH) Generic Program. CAMP monitoring was established to monitor airborne particulate material resulting from construction activities at one upwind location and one downwind location. Monitoring for volatile organic compounds (VOCs) were not of concern during this project, but would be utilized if odors were observed. Generation of dust was anticipated during this project and DustTrak DRX particulate monitors were deployed. SES was responsible for continuous monitoring of the upwind and downwind perimeters of the work zone and deploying dust control measures, if warranted. Based on results, only an occasional exceedance of the downwind perimeter was encountered; however, readings of 150 micrograms per cubic meter (mcg/m^3) greater than the upwind for a sustained 15 minute period was not observed. Results of the CAMP dust monitoring are included in Appendix B.

3.0 WASTE HANDLING, TREATMENT, AND DISPOSAL

3.1 General

The following section summarizes the handling, transportation, and disposal information for remedial derived waste generated over the course of the PCB remedial project. Waste disposal manifest providing record tonnages/gallons and disposal facilities have been provided in Appendix C.

3.1.1 Remedial Construction Related Waste

Prior to demolition of concrete or excavation and removal of soil, characterization samples were collected from IRM B-1 and B-5 remedial areas to delineate the extent and level of PCB contamination. Concrete from IRM B-1 with PCB concentrations between the Part 375 Industrial Use SCO and TSCA level were removed and transported to the Ontario County Landfill located in Stanley, New York by Riccelli Enterprises. Concrete and soil waste with PCB concentrations at or exceeding 50 ppm, were transported by US Bulk Transportation Inc. of Erie, PA to Wayne Disposal, Inc. in Michigan. All concrete and soils with concentrations below the Part 375 Industrial Use SCO remained in place. PCB pre and post samples of concrete and soil were collected and have been presented in Tables 1 through 4. PCB laboratory analytical results by sampling event can be found in Appendix D.

In accordance with the NYSDEC approved PCB work plan, all concrete and soil was live loaded subsequent to confirmation testing and transported to the appropriate disposal facilities. PCB impacted concrete and soil was not stockpiled during the remedial project. Hazardous waste transportation was accompanied by Uniform Hazardous Waste Manifest indicating the tonnage of waste being transported (Appendix C).

Waste disposal summary tables presenting information for each waste stream (total weight), representative sample information, laboratory reports, transporter, and disposal facility are included in Tables 5 through 7.

Upon the completion of the project, approximately 355 tons of TSCA level PCB concrete and 814 tons of TSCA level PCB contaminated soil was disposed of at the Wayne Disposal Facility. A total of 36 tons of non-TSCA level waste (>25 ppm, <50 ppm) were removed from the Amphenol former main production building site and disposed of at the Ontario County Landfill in New York.

3.1.2 Remedial Derived Waste and Equipment Decontamination

Waste generated as part of the remedial project consisted of personal protective equipment, decontamination pad material, and decontamination water. Construction equipment was decontaminated by steam cleaning prior to removal from site (excavator bucket) and a PCB wipe confirmation sample was collected by SES and submitted for

laboratory analysis. All PPE and decontamination fluids were containerized on-site and appropriately disposed of at Cycle Chem, Inc., located in Lewisberry, PA or Industrial Oil Tank Services, located in Oriskany, NY, respectively (Appendix C).

During the course of excavation, precipitation events resulted in ponded water within the excavation area. SES mobilized a 21,000-gallon holding tank to provide temporary storage of water removed from the excavation. It was proposed to perform on-site treatment and disposal of water on-site. However, due to the limited volume of water collected over the course of the excavation project, amounting to 5,500 gallons, the PCB-impacted water was removed from the holding tank using a vacuum truck and disposed of at Industrial Oil located at 120 Dry Road, Oriskany, New York 13424 as Non-RCRA, Non-DOT-regulated liquid (Appendix C). Following removal of the water from the holding tank, the tank was decontaminated with a high temperature power washer. All fluids generated from decontamination operations were captured, tested, and appropriately disposed of at a regulated facility. Disposal records for decontamination water are provided in Appendix C.

4.0 SUMMARY

To investigate concrete and soil impacts associated with historical operations located in the IRM B-1 and B-5 areas of the Amphenol Aerospace facility a total of 146 soil samples, 42 concrete dust/chip samples, and 3 concrete core samples were collected and analyzed for PCB impacts. Data results from the sampling program were used to define the vertical and horizontal extent of PCB contamination. Remedial efforts to remove and dispose of PCB contaminated concrete and soil in excess of the Part 375 Industrial Use clean up objectives were completed by Sessler Environmental Services during the period between April and July 1, 2019. A series of sampling events followed by excavation resulted in the removal and disposal of 35.7 tons of non-TSCA level PCB waste, 354.79 tons of TSCA level PCB contaminated concrete, and 814.24 tons of TSCA level PCB contaminated soil. The concrete sampling indicated that B-1 and B-5 areas in the facility were contaminated with PCBs with the greatest areas of contamination centrally located within IRM B-5. Following soil removal, bottom and wall confirmation samples were used to verify that all PCB contaminated material greater than or equal to Part 375 Industrial Use SCOs were removed from the site. Remedial areas were backfilled with granular fill and the concrete cover system restored.

All work was performed in general accordance with the NYSDEC-approved PCB Work Plan and subsequent e-mail and conference call correspondence between Barton and Loguidice, Amphenol Aerospace, and NYSDEC.

TABLE 1
B-1 Concrete Sample Data

TABLE 1
Amphenol Corporation
IRM B-1 PCB Remedial Concrete Results Summary

Sample Location Area	B-1		B-1		B-1		B-1		B-1		B-1	
Subarea	a2		a3		a4		a5		b2		b3	
CONCRETE	*NW-P-N*		*SW-I-W*		*SW-P-W*		*B1-SW-P-S3*		*NW-P*		*SW-I*	
0-1.5"	**NW-P-N** ADK 181105047 11/5/2018	16	**SW-I-W** ADK 181105047 11/5/2018	1.2	**SW-P-W** ADK 181109007 11/8/2018	1	**B1-SW-P-S3** ADK 181218069 12/18/2018	60	**NW-P** ADK 181025010 10/23/2018	35	**SW-I** ADK 181025010 10/23/2018	34
1-2"												
2-3"												
3-4"												
4-5"												
5-6"												

NA	Samples Taken and Sent to Lab But Not Analyzed Due to Other Results
	< 25 ppm
	25 ≤ x < 50 ppm
	≥ 50 ppm
BLACK	Regular Sample
RED	Sidewall Sample
PURPLE	Excavation Bottom Sample
GREEN	Geoprobe Sample
ND	No Detect

TABLE 1
Amphenol Corporation
IRM B-1 PCB Remedial Concrete Results Summary

Sample Location Area	B-1		B-1		B-1	
Subarea	b4		b5		b6	
CONCRETE	*SW-I-S* *SW-P*		*SW-P-S* *B1-SW-P-S2*		*B-1-S3* *B-1-S6*	
0-1.5"	**SW-I-S** ADK 181105047 11/5/2018 **SW-P** ADK 181025010 10/23/2018	44 13	**SW-P-S** ADK 181109007 11/8/2018 **B1-SW-P-S2** ADK 181204003 12/3/2018	41 3500	**B-1-S3** ADK 181218069 12/18/2018 **B-1-S6** ADK 181218069 12/18/2018	22 1.2
1-2"						
2-3"						
3-4"						
4-5"						
5-6"						

NA	Samples Taken and Sent to Lab But Not Analyzed Due to Other Results
	< 25 ppm
	25 ≤ x < 50 ppm
	≥ 50 ppm
BLACK	Regular Sample
RED	Sidewall Sample
PURPLE	Excavation Bottom Sample
GREEN	Geoprobe Sample
ND	No Detect

TABLE 1
Amphenol Corporation
IRM B-1 PCB Remedial Concrete Results Summary

Sample Location Area	B-1		B-1		B-1		B-1		B-1		B-1	
Subarea	c2		c3		c4		c6		d3		d4	
CONCRETE	*NW-I* *NW-P-W*		*B-1*		*B-1-S2* *B-1-S1*		*B-1-S4* *B-1-S7*		*NE-I*		*SE-I*	
0-1.5"	**NW-I** ADK 181025010 10/23/2018 **NW-P-W** ADK181105047 11/5/2018	5.2 0.22	**B-1** L1849352 12/3/2018	NA	**B-1-S2** ADK 181204003 12/3/2018 **B-1-S1** ADK 181204003 12/3/2018	94 110	**B-1-S4** ADK 181218069 12/18/2018 **B-1-S7** ADK 181218069 12/18/2018	18 1.5	**NE-I** ADK 181025010 10/23/2018	1.7	**SE-I** ADK 181025010 10/23/2018	4.5
1-2"			**B-1** L1849352 12/3/2018	107								
2-3"			**B-1** L1849352 12/3/2018	NA								
3-4"			**B-1** L1906024 2/14/2019	2.09								
4-5"			**B-1** L1906025 2/14/2019	16.5								
5-6"												

NA	Samples Taken and Sent to Lab But Not Analyzed Due to Other Results
	< 25 ppm
	25 ≤ x < 50 ppm
	≥ 50 ppm
BLACK	Regular Sample
RED	Sidewall Sample
PURPLE	Excavation Bottom Sample
GREEN	Geoprobe Sample
ND	No Detect

TABLE 1
Amphenol Corporation
IRM B-1 PCB Remedial Concrete Results Summary

Sample Location Area	B-1		B-1		B-1		B-1	
Subarea	d5		d6		e2		e4	
CONCRETE	*B1-SE-P-S1*		*B-1-S5* *B-1-S8*		*NE-P*		*SE-P*	
0-1.5"	**B1-SE-P-S1** ADK 181218069 12/18/2018	4.7	**B-1-S5** ADK 181218069 12/18/2018 **B-1-S8** ADK 181218069 12/18/2018	3.5 2.5	**NE-P** ADK 181025010 10/23/2018	9.7	**SE-P** ADK 181025010 10/23/2018	2.1
1-2"								
2-3"								
3-4"								
4-5"								
5-6"								

NA	Samples Taken and Sent to Lab But Not Analyzed Due to Other Results
	< 25 ppm
	25 ≤ x < 50 ppm
	≥ 50 ppm
BLACK	Regular Sample
RED	Sidewall Sample
PURPLE	Excavation Bottom Sample
GREEN	Geoprobe Sample
ND	No Detect

TABLE 2
B-1 Soil Sample Data

TABLE 2
Amphenol Corporation
IRM B-1 PCB Remedial Soil Results Summary

Sample Location Area	B-1		B-1		B-1		B-1		B-1	
Subarea	b3		b4		b5		c3		c4	
SOIL	*B1-SS1*		*B1-SS3*		*B1-SS5* *B1-SS7*		*B1-SS2*		*B1-SS4*	
0-6"	**B1-SS1** L1917200 4/25/2019	0.371	**B1-SS3** L1917200 4/25/2019	2.310	**B1-SS5** L1917200 4/25/2019 **B1-SS7** L1917200 4/25/2019	4.650 8.42	**B1-SS2** L1917200 4/25/2019	2.260	**B1-SS4** L1917200 4/25/2019	2.130
6-12"	**B1-SS1** L197202 4/25/2019	NA	**B1-SS3** L197202 4/25/2019	NA	**B1-SS5** L197202 4/25/2019 **B1-SS7** L197202 4/25/2019	NA	**B1-SS2** L1917202 4/25/2019	NA	**B1-SS4** L1917202 4/25/2019	NA

NA	Samples Taken and Sent to Lab But Not Analyzed Due to Other Results
	< 25 ppm
	25 ≤ x < 50 ppm
	≥ 50 ppm
BLACK	Regular Sample
RED	Sidewall Sample
PURPLE	Excavation Bottom Sample
GREEN	Geoprobe Sample
ND	No Detect

TABLE 2
Amphenol Corporation
IRM B-1 PCB Remedial Soil Results Summary

Sample Location Area	B-1	
Subarea	c5	
SOIL	*B1-SS6* *B1-SS8*	
0-6"	**B1-SS6** L1917200 4/25/2019	0.372
	B1-SS8 L1917200 4/25/2019	2.15
6-12"	**B1-SS6** L1917202 4/25/2019	NA
	B1-SS8 L1917202 4/25/2019	NA

NA	Samples Taken and Sent to Lab But Not Analyzed Due to Other Results
	< 25 ppm
	25 ≤ x < 50 ppm
	≥ 50 ppm
BLACK	Regular Sample
RED	Sidewall Sample
PURPLE	Excavation Bottom Sample
GREEN	Geoprobe Sample
ND	No Detect

TABLE 3
B-5 Concrete Sample Data

TABLE 3
Amphenol Corporation
IRM B-5 PCB Remedial Concrete Results Summary

Sample Location Area	B-5		B-5		B-5		B-5		B-5		B-5	
Subarea	g5		g7		h1		h3		h4		h5	
CONCRETE	*B-5-W1*		*B-5-SW-1*		*B-4*		*B-5 N2*		*B-5 N1*		*B-5*	
0-1.5"	**B-5-W1** ADK 180907088 9/6/2018	0.0218	**B-5-SW-1** ADK 181204003 12/3/2018	410	**B-4** ADK 180907088 9/6/2018	0.6	**B-5 N2** ADK 181109007 11/8/2018	7.3	**B-5 N1** ADK 181105047 11/5/2018	88	**B-5** L1849352 12/3/2018	NA
1-2"											**B-5** L1849352 12/3/2018	5070
2-3"											**B-5** L1849352 12/3/2018	NA
3-4"											**B-5** L1849352 12/3/2018	NA
4-5"											**B-5** L1906025 2/14/2019	7.2
5-6"											**B-5** L1906025 2/14/2019	37

NA	Samples Taken and Sent to Lab But Not Analyzed Due to Other Results
	< 25 ppm
	25 ≤ x < 50 ppm
	≥ 50 ppm
BLACK	Regular Sample
RED	Sidewall Sample
PURPLE	Excavation Bottom Sample
GREEN	Geoprobe Sample
ND	No Detect

TABLE 3
Amphenol Corporation
IRM B-5 PCB Remedial Concrete Results Summary

Sample Location Area	B-5		B-5		B-5		B-5		B-5		B-5	
Subarea	h7		h8		i3		i8		k3		k4	
CONCRETE	*B-5 S1*		*B-5 S2*		*B-5-NE1*		*B-5-SE2*		*B-5-NE2*		*B-5-NE3*	
0-1.5"	**B-5 S1** ADK 181105047 11/5/2018	390	**B-5 S2** ADK 181204003 12/3/2018	61	**B-5-NE1** ADK 181204003 12/3/2018	7.7	**B-5-SE2** ADK 181204003 12/3/2018	10000	**B-5-NE2** ADK 181204003 12/3/2018	10	**B-5-NE3** ADK 181204003 12/3/2018	130
1-2"												
2-3"												
3-4"												
4-5"												
5-6"												

NA	Samples Taken and Sent to Lab But Not Analyzed Due to Other Results
	< 25 ppm
	25 ≤ x < 50 ppm
	≥ 50 ppm
BLACK	Regular Sample
RED	Sidewall Sample
PURPLE	Excavation Bottom Sample
GREEN	Geoprobe Sample
ND	No Detect

TABLE 3
Amphenol Corporation
IRM B-5 PCB Remedial Concrete Results Summary

Sample Location Area	B-5		B-5		B-5		B-5	
Subarea	k5		k6		l5		m5	
CONCRETE	*B-5-EO*		*B-5-SE-1*		*B-5-E2*		*B-5 E1*	
0-1.5"	**B-5-EO** L1849352 12/3/2018	NA	**B-5-SE-1** ADK 181204003 12/3/2018	390	**B-5-E2** ADK 181204003 12/3/2018	1300	**B-5 E1** ADK 181105047 11/5/2018	1.4
1-2"	**B-5-EO** L1849352 12/3/2018	214						
2-3"	**B-5-EO** L1849352 12/3/2018	NA						
3-4"	**B-5-EO** L1906024 2/14/2019	0.597						
4-5"	**B-5-EO** L1906025 2/14/2019	1060						
5-6"								

NA	Samples Taken and Sent to Lab But Not Analyzed Due to Other Results
	< 25 ppm
	25 ≤ x < 50 ppm
	≥ 50 ppm
BLACK	Regular Sample
RED	Sidewall Sample
PURPLE	Excavation Bottom Sample
GREEN	Geoprobe Sample
ND	No Detect

TABLE 4
B-5 Soil Sample Data

TABLE 4
Amphenol Corporation
AOC B-5 PCB Remedial Soil Results Summary

Sample Location Area	B-5		B-5		B-5		B-5		B-5		B-5		B-5		B-5	
Subarea	f6		f7		f8		g5		g6		g7		h4		h5	
SOIL	*B5-SS21*		*W6*		*B5-SS10*		*B5-SS19* *B5 - WEST SIDEWALL COMP*		*W5* *B5* *B5-SS7*		*B5-B11* *W8* *B5-SS16*		*W1* *B5-SS1* *B5-SS13*		*W4* *B1* *B5-SS4* *W24*	
0-6"	**B5-SS21** L1918093 6/1/2019	0.126			**B5-SS10** L1917200 4/25/2019	3.22	**B5-SS19** L1918093 5/1/2019 **B5 - WEST SIDEWALL COMP** L1922243 5/24/2019	19.3 94.5	**B5-SS7** L1917200 4/25/2019	3340	**B5-SS16** L1918093 5/1/2019	1.16	**B5-SS1** L1917200 4/25/2019 **B5-SS13** L1918093 5/1/2019	0.423 0.872	**B5-SS4** L1917200 4/25/2019	7250
6-12"	**B5-SS21** L1918093 5/1/2019	0.0066	**W6** L1923970 6/5/2019	1.03	**B5-SS10** L1917202 4/25/2019	NA	**B5-SS19** L1918093 5/1/2019 **B5 - WEST SIDEWALL COMP** L1922243 5/24/2019	ND 94.5	**B5-SS7** L1917202 4/25/2019	1690	**B5-SS16** L1918093 5/1/2019 **W8** L1923970 6/5/2019	12.7 0.0677	**B5-SS1** L1917202 4/25/2019 **B5-SS13** L1918093 5/1/2019	NA ND	**B5-SS4** L1917202 4/26/2019	12600
12-14"											**B11** L1923970 6/5/2019	0.31				
12-18"									**W5** L1923970 6/5/2019	0.106			**W1** L1923970 6/5/2019	ND	**W4** L1923970 6/5/2019	1.21
18-24"																
24-26"									**B5** L1923970 6/5/2019	363	**B11** L1923971 6/5/2019	NA			**B1** L1923970 6/5/2019	1.0
24-30"									**B5-SS7** L1918592 5/3/2019	5.01					**B5-SS4** L1918592 5/3/2019	6.42
30-36"									**B5-SS7** L1918592 5/3/2019	0.717					**B5-SS4** L1918592 5/3/2019	3.34
36-38"									**B5** L1923971 6/5/2019	0.473					**B1** L1923971 6/5/2019	NA
36-42"															**W24** L1925925 6/14/2019	0.533
42-48"																
48-54"																
54-60"																
60-62"																
60-66"																
66-72"																
72-74"																
72-78"																
78-84"																
84-86"																
84-90"																
90-96"																
96-98"																
96-102"																
102-108"																
108-110"																
108-114"																
114-120"																
120-122"																
120-126"																
126-132"																
132-134"																

NA	Samples Taken and Sent to Lab But Not Analyzed Due to Other Results
	< 25 ppm
	25 ≥ x < 50 ppm
	≥ 50 ppm
BLACK	Regular Sample
RED	Sidewall Sample
PURPLE	Excavation Bottom Sample
GREEN	Geoprobe Sample
ND	No Detect

TABLE 4
Amphenol Corporation
AOC B-5 PCB Remedial Soil Results Summary

Sample Location Area	B-5		B-5		B-5		B-5		B-5		B-5		B-5		B-5	
Subarea	h6		h7		i4		i5		i6		i7		i8		j4	
SOIL	*B6 W26*		*B5-B12 W9 W28*		*W2 W21 B5 - NORTH SIDEWALL COMP*		*B2 W23*		*B7 B6/B7*		*B13 W10 W29 W30 B5 - SOUTH SIDEWALL COMP*		*B5-SS11 W20*		*W3 B5-SS2 B5-SS14 W22*	
0-6"					**B5 - NORTH SIDEWALL COMP** L1922243 5/24/2019	544					**B5 - SOUTH SIDEWALL COMP** L1922243 5/24/2019	519	**B5-SS11** L1917200 4/25/2019	7.00	**B5-SS2** L1917200 4/25/2019 **B5-SS14** L1918093 5/1/2019	1.36 0.425
6-12"			**W9** L1923970 6/5/2019	4.20	**B5 - NORTH SIDEWALL COMP** L1922243 5/24/2019	544					**W10** L1923970 6/5/2019 **B5 - SOUTH SIDEWALL COMP** L1922243 5/24/2019	276 519	**B5-SS11** L1917202 4/25/2019 **W20** L1925676 6/13/2019	ND 0.0987	**B5-SS2** L1917202 4/25/2019 **B5-SS14** L1918093 5/1/2019	NA 34.6
12-14"			**B12** L1923970 6/5/2019	159							**B13** L1923970 6/5/2019	0.958				
12-18"					**W2** L1923970 6/5/2019	0.491									**W3** L1923970 6/5/2019	0.72
18-24"																
24-26"	**B6** L1923970 6/5/2019	4770	**B12** L1923971 6/5/2019	0.0428			**B2** L1923970 6/5/2019	2360	**B7** L1923970 6/5/2019	2080	**B13** L1923971 6/5/2019	NA				
24-30"											**W30** L1931039 7/15/2019	220				
30-36"																
36-38"	**B6** L1923971 6/5/2019	9710					**B2** L1923971 6/5/2019	61	**B7** L1923971 6/5/2019	1960						
36-42"	**W26** L1925925 6/14/2019	9.27	**W28** L1925925 6/14/2019	0.473	**W21** L1925676 6/13/2019	1.05	**W23** L1925676 6/13/2019	0.063			**W29** L1925676 6/13/2019	220			**W22** L1925676 6/13/2019	0.0167
42-48"																
48-54"																
54-60"																
60-62"	**B6** L1925925 6/14/2019	26700					**B2** L1925326 6/12/2019	26500	**B7** L1925326 6/12/2019	386						
60-66"																
66-72"																
72-74"									**B6/B7** L1928836 7/1/2019	35.2						
72-78"																
78-84"																
84-86"									**B6/B7** L1928836 7/1/2019	1100						
84-90"																
90-96"																
96-98"									**B6/B7** L1928836 7/1/2019	1230						
96-102"																
102-108"																
108-110"									**B6/B7** L1928836 7/1/2019	0.704						
108-114"																
114-120"																
120-122"									**B6/B7** L1928836 7/1/2019	1.74						
120-126"																
126-132"																
132-134"									**B6/B7** L1928836 7/1/2019	30.2						

NA	Samples Taken and Sent to Lab But Not Analyzed Due to Other Results
	< 25 ppm
	25 ≤ x < 50 ppm
	≥ 50 ppm
BLACK	Regular Sample
RED	Sidewall Sample
PURPLE	Excavation Bottom Sample
GREEN	Geoprobe Sample
ND	No Detect

TABLE 4
Amphenol Corporation
AOC B-5 PCB Remedial Soil Results Summary

Sample Location Area	B-5		B-5		B-5		B-5		B-5		B-5		B-5		B-5	
Subarea	j5		j6		j7		j8		k4		k5		k6		k7	
SOIL	*B3 B5-SS5 B2/B3*		*B8 B5-SS8 W25 W27 B5 - EXCAVATION BOTTOM COMP*		*B14 W11 B5-SS17 B5 SS17 - SIDEWALL COMP*		*B5-SS12*		*W14*		*W16 B4 W18*		*B9*		*B15 W12*	
0-6"	B5-SS5 L1917200 4/25/2019	16000	B5-SS8 L1917200 4/25/2019	60.6	B5-SS17 L1918093 5/1/2019 B5 SS17 - SIDEWALL COMP L1922243 5/24/2019	90.2 14	B5-SS12 L1917200 4/25/2019	2.86								
6-12"	B5-SS5 L1917202 4/25/2019	18000	B5-SS8 L1917202 4/25/2019	1.82	B5-SS17 L1918093 5/1/2019 W11 L1923970 6/5/2019 B5 SS17 - SIDEWALL COMP L1922243 5/24/2019	0.0514 0.115 14	B5-SS12 L1917202 4/25/2019	NA							W12 L1923970 6/5/2019	1.52
12-14"					B14 L1923970 6/5/2019	1.83									B15 L1923970 6/5/2019	0.0262
12-18"																
18-24"																
24-26"	B3 L1923970 6/5/2019	30.9	B8 L1923970 6/5/2019 B5 - EXCAVATION BOTTOM COMP L1922243 5/24/2019	0.897 465	B14 L1923971 6/5/2019	NA					B4 L1923970 6/5/2019	557	B9 L1923970 6/5/2019	497	B15 L1923971 6/5/2019	NA
24-30"	B5-SS5 L1918592 5/3/2019	6.88														
30-36"	B5-SS5 L1918592 5/3/2019	29.9							W14 L1923970 6/5/2019	0.073	W16 L1923970 6/5/2019 W18 L1923970 6/5/2019	3860 4.82				
36-38"	B3 L1923971 6/5/2019	1140	B8 L1923971 6/5/2019	NA							B4 L1923971 6/5/2019	3970	B9 L1923971 6/5/2019	0.136		
36-42"			W25 L1925676 6/13/2019 W27 L1925676 6/13/2019	0.0107 5.300												
42-48"																
48-54"																
54-60"																
60-62"	B3 L1925326 6/12/2019	736									B4 L1925325 6/12/2019	43300				
60-66"																
66-72"																
72-74"	B2/B3 L1928836 7/1/2019	11.7									B3/B4 L1928836 7/1/2019	0.138				
72-78"																
78-84"																
84-86"	B2/B3 L1928836 7/1/2019	0.161									B3/B4 L1928836 7/1/2019	0.0551				
84-90"																
90-96"																
96-98"	B2/B3 L1928836 7/1/2019	30.4									B3/B4 L1928836 7/1/2019	0.624				
96-102"																
102-108"																
108-110"	B2/B3 L1928836 7/1/2019	15.8									B3/B4 L1928836 7/1/2019	0.0951				
108-114"																
114-120"																
120-122"	B2/B3 L1928836 7/1/2019	0.783									B3/B4 L1928836 7/1/2019	ND				
120-126"																
126-132"																
132-134"																

NA	Samples Taken and Sent to Lab But Not Analyzed Due to Other Results
	< 25 ppm
	25 ≤ x < 50 ppm
	≥ 50 ppm
BLACK	Regular Sample
RED	Sidewall Sample
PURPLE	Excavation Bottom Sample
GREEN	Geoprobe Sample
ND	No Detect

TABLE 4
Amphenol Corporation
AOC B-5 PCB Remedial Soil Results Summary

Sample Location Area	B-5		B-5		B-5		B-5		B-5		B-5		B-5		B-5	
Subarea	I3		I4		I5		I6		I7		m5		m6		m7	
SOIL	*B5-SS3*		*W15* *B5-SS15*		*W19* *W17* *B5-SS6* *B5 SS6 - SIDEWALL COMP* *B5 SS6 - BOTTOM COMP*		*B10* *B5-SS9*		*B16* *W13* *B5-SS18*		*B5-SS20*		*W7* *B5 - EAST SIDEWALL COMP*		*B5-SS22*	
0-6"	**B5-SS3** L1917200 4/25/2019	0.0148	**B5-SS15** L1918093 5/1/2019	0.446	**B5-SS6** L1917200 4/25/2019	10700	**B5-SS9** L1917200 4/25/2019	1460	**B5-SS18** L1918093 5/1/2019	3.21	**B5-SS20** L1918093 5/1/2019	9.96	**B5 - EAST SIDEWALL COMP** L1922243 5/24/2019	550	**B5-SS22** L1918093 5/1/2019	5.74
6-12"	**B5-SS3** L1917202 4/25/2019	NA	**B5-SS15** L1918093 5/1/2019	ND	**B5-SS6** L1917202 4/25/2019	1220	**B5-SS9** L1917202 4/25/2019	216	**B5-SS18** L1918093 5/1/2019 **W13** L1923970 6/5/2019	120 0.69	**B5-SS20** L1918093 5/1/2019	0.052	**B5 - EAST SIDEWALL COMP** L1922243 5/24/2019	550	**B5-SS22** L1918093 5/1/2019	0.223
12-14"									**B16** L1923970 6/5/2019	1.86						
12-18"													**W7** L1923970 6/5/2019	0.888		
18-24"																
24-26"							**B10** L1923970 6/5/2019	1.95	**B16** L1923971 6/5/2019	NA						
24-30"					**B5-SS6** L1918592 5/3/2019 **B5 SS6 - SIDEWALL COMP** L1922243 5/24/2019	483 262	**B6-SS9** L1918592 5/3/2019	0.145								
30-36"			**W15** L1923970 6/5/2019	0.0681	**B5-SS6** L1918592 5/3/2019 **W17** L1923970 6/5/2019 **W19** L1923970 6/5/2019 **B5 SS6 - SIDEWALL COMP** L1922243 5/24/2019	645 0.167 0.0939 262	**B6-SS9** L1918592 5/3/2019	0.0551								
36-38"							**B10** L1923971 6/5/2019	NA								
36-42"					**B5-SS6** L1918907 5/3/2019	16400										
42-48"					**B5-SS6** L1918907 5/3/2019	9210										
48-54"																
54-60"																
60-62"					**B5 SS6 - BOTTOM COMP** L1922243 5/24/2019	0.386										
60-66"																
66-72"																
72-74"																
72-78"																
78-84"																
84-86"																
84-90"																
90-96"																
96-98"																
96-102"																
102-108"																
108-110"																
108-114"																
114-120"																
120-122"																
120-126"																
126-132"																
132-134"																

NA	Samples Taken and Sent to Lab But Not Analyzed Due to Other Results
	< 25 ppm
	25 ≤ x < 50 ppm
	≥ 50 ppm
BLACK	Regular Sample
RED	Sidewall Sample
PURPLE	Excavation Bottom Sample
GREEN	Geoprobe Sample
ND	No Detect

TABLE 5
TSCA Level Soil Tonnages, Analytical, and Disposal Information

TABLE 5
Amphenol Corporation
Waste Disposal Record
Soil ≥ 50 ppm, TSCA-Level Waste

Total Weight (tons)	Representative Sample(s)	Representative Laboratory Report(s)	Transporter	Treatment/Disposal Facility
814.24	B5-SS21	L1918093	US Bulk Transport Inc	Wayne Disposal, Inc (EPA I.D. #MID048090633 49350 N. 1-94 Service Drive Belleville, Michigan 48110
	W6	L1923970		
	B5-SS10	L1917200 L1917202		
	B5-SS19	L1918093		
	B5 - WEST SIDEWALL COMP	L1922243		
	W5	L1923970		
	B5	L1923970 L1923971		
	B5-SS7	L1917200 L1917202 L1918592		
	B11	L1923970 L1923971		
	W8	L1923970		
	B5-SS16	L1918093		
	W1	L1923970		
	B5-SS1	L1917200 L1917202		
	B5-SS13	L1918093		
	W4	L1923970		
	B1	L1923970 L1923971		
	B5-SS4	L1917200 L1917202 L1918592		
	W24	L1925925		
	B6	L1923970 L1923971 L1925925		
	W26	L1925925		
	B12	L1923970 L1923971		
	W9	L1923970		
	W28	L1925925		
	W2	L1923970		
	W21	L1925676		
	B5 - NORTH SIDEWALL COMP	L1922243		
	B2	L1923970 L1923971 L1925326		
	W23	L1925676		
	B7	L1923970 L1923971 L1925326		
	B6/B7	L1928836		
	B13	L1923970 L1923971		
	W10	L1923970		
	W29	L1925676		
	B5 - SOUTH SIDEWALL COMP	L1922243		
	B5-SS11	L1917200 L1917202		
	W20	L1925676		
	W3	L1923970		
	B5-SS2	L1917200 L1917202		
	B5-SS14	L1918093		
	W22	L1925676		
	B3	L1923970 L1923971 L1925326		

TABLE 5
Amphenol Corporation
Waste Disposal Record
Soil ≥ 50 ppm, TSCA-Level Waste

Total Weight (tons)	Representative Sample(s)	Representative Laboratory Report(s)	Transporter	Treatment/Disposal Facility
	B5-SS5	L1917200 L1917202 L1918592		
	B2/B3	L1928836		
	B8	L1923970 L1923971		
	B5-SS8	L1917200 L1917202		
	W25	L1925676		
	W27	L1925676		
	B5 - EXCAVATION BOTTOM COMP	L1922243		
	B14	L1923970 L1923971		
	W11	L1923970		
	B5-SS17	L1918093		
	B5 SS17 - SIDEWALL COMP	L1922243		
	B5-SS12	L1917200 L1917202		
	W14	L1923970		
	W16	L1923970		
	B4	L1923970 L1923971 L1925325		
	W18	L1923970		
	B3/B4	L1928836		
	B9	L1923970 L1923971		
	B15	L1923970 L1923971		
	W12	L1923970		
	B5-SS3	L1917200 L1917202		
	W15	L1923970		
	B5-SS15	L1918093		
	W19	L1923970		
	W17	L1923970		
	B5-SS6	L1917200 L1917202 L1918592 L1918907		
	B5 SS6 - SIDEWALL COMP	L1922243		
	B5 SS6 - BOTTOM COMP	L1922243		
	B10	L1923970 L1923971		
	B5-SS9	L1917200 L1917202 L1918592		
	B16	L1923970 L1923971		
	W13	L1923970		
	B5-SS18	L1918093		
	B5-SS20	L1918093		
	W7	L1923970		
	B5 - EAST SIDEWALL COMP	L1922243		
	B5-SS22	L1918093		

TABLE 6
TSCA Level Concrete Tonnages, Analytical, and Disposal Information

TABLE 6
Amphenol Corporation
Waste Disposal Record
Concrete ≥ 50 ppm, TSCA-Level Waste

Total Weight (tons)	Representative Sample(s)	Representative Laboratory Report(s)	Transporter	Treatment/Disposal Facility
354.79	B-5-W1	ADK 180907088	US Bulk Transport Inc	Wayne Disposal, Inc (EPA I.D. #MID048090633) 49350 N. 1-94 Service Drive Belleville, Michigan 48111
	B-5-SW-1	ADK 181204003		
	B-4	ADK 180907088		
	B-5 N2	ADK 181109007		
	B-5 N1	ADK 181105047		
	B-5	L1849352 L1906025		
	B-5 S1	ADK 181105047		
	B-5 S2	ADK 181204003		
	B-5-NE1	ADK 181204003		
	B-5-SE2	ADK 181204003		
	B-5-NE2	ADK 181204003		
	B-5-NE3	ADK 181204003		
	B-5-EO	L1849352 L1906024 L1906025		
	B-5-SE-1	ADK 181204003		
	B-5-E2	ADK 181204003		
	B-5 E1	ADK 181105047		

TABLE 7
Non-TSCA Level Concrete Tonnages, Analytical, and Disposal Information

TABLE 7
Amphenol Corporation
Waste Disposal Record
Concrete < 50 ppm, Non-TSCA-Level Waste

Total Weight (tons)	Representative Sample(s)	Representative Laboratory Report(s)	Transporter	Treatment/Disposal Facility
35.7	NW-P-N	ADK 181105047	Riccelli Ent, Inc.	Ontario County Landfill 3555 Post Farm Road Stanley, NY 14581
	SW-I-W	ADK 181105047		
	SW-P-W	ADK 181109007		
	B1-SW-P-S3	ADK 181218069		
	NW-P	ADK 181025010		
	SW-I	ADK 181025010		
	SW-I-S	ADK 181105047		
	SW-P	ADK 181025010		
	SW-P-S	ADK 181109007		
	B1-SW-P-S2	ADK 181204003		
	B-1-S3	ADK 181218069		
	B-1-S6	ADK 181218069		
	NW-I	ADK 181025010		
	NW-P-W	ADK181105047		
	B-1	L1849352 L1906024 L1906025		
	B-1-S2	ADK 181204003		
	B-1-S1	ADK 181204003		
	B-1-S4	ADK 181218069		
	B-1-S7	ADK 181218069		
	NE-I	ADK 181025010		
	SE-I	ADK 181025010		
	B1-SE-P-S1	ADK 181218069		
	B-1-S5	ADK 181218069		
	B-1-S8	ADK 181218069		
	NE-P	ADK 181025010		
	SE-P	ADK 181025010		
	B1-SS1	L1917200 L197202		
	B1-SS3	L1917200 L197202		
	B1-SS5	L1917200 L197202		
	B1-SS7	L1917200 L197202		
	B1-SS2	L1917200 L197202		
	B1-SS4	L1917200 L197202		
	B1-SS6	L1917200 L197202		
	B1-SS8	L1917200 L197202		

FIGURE 1
Site Location Map

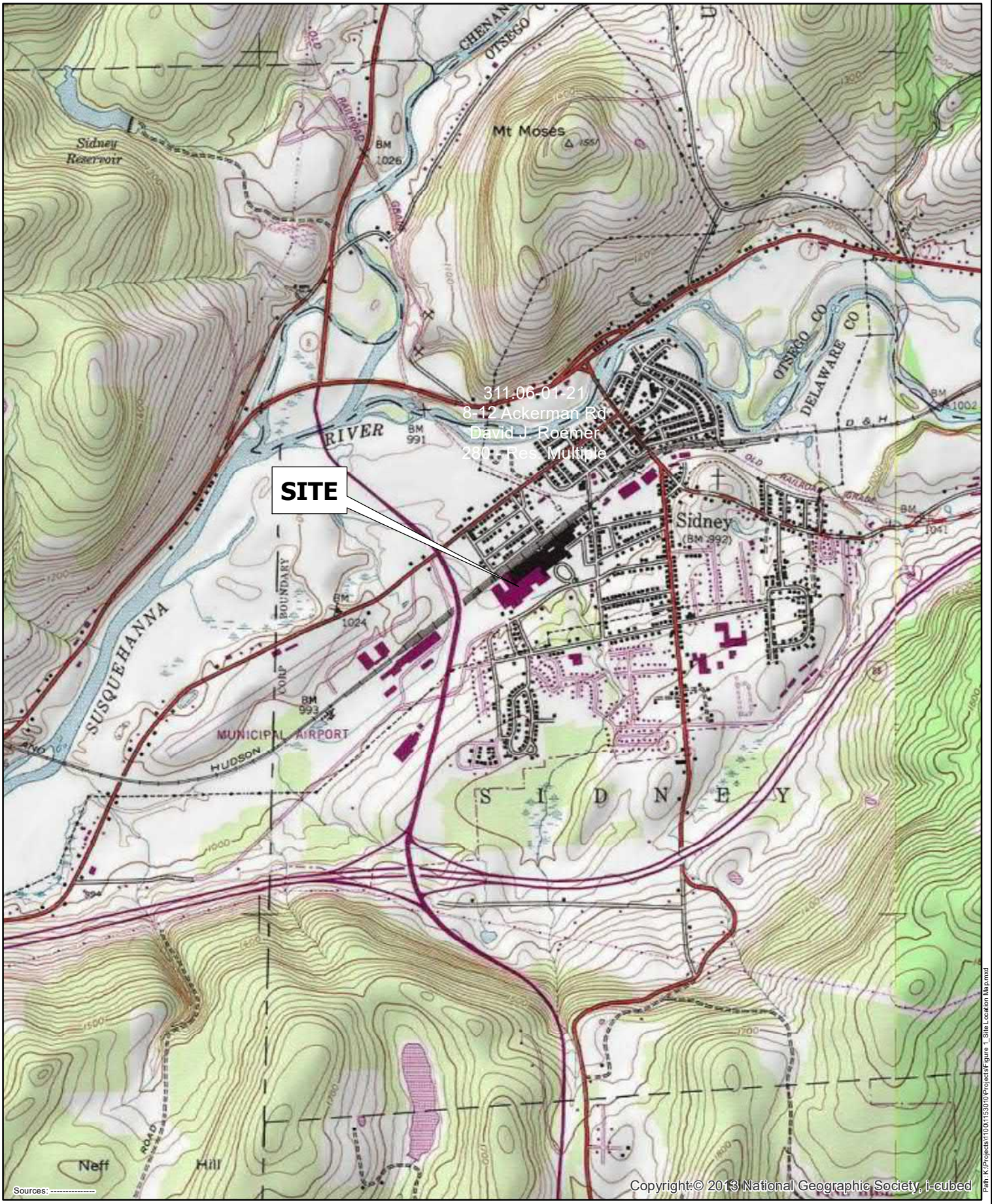

Barton & Loguidice

1 inch = 3,000 feet

Village of Sidney

Site Location Map

Delaware County March 2020 New York

Figure 1

-

Project No. 153.010.001

Path: K:\Projects\110\153\10\Projects\Figure 1_Site Location Map.mxd

FIGURE 2

Amphenol Aerospace Area Survey

LEGEND

CMON Found Concrete Monument
FIR Found Iron Rod
Control Point
Finished Floor Elevation
Bench Mark
X984.5 Non Hard Surface Elevation
X984.58 Hard Surface Elevation
E:984.48 Edge of Concrete Elevation
Gravel
Grass
Concrete
E.O.G. Edge of Gravel
E.O.P. Edge of Pavement
B.O.C. Bottom of Curb
Centerline (existing)
Direction of Stream Channel
Direction of Flow
Chain Link Fence Line
Guard Rail
Sign
Bollard
Flag Pole
Post
Electric Manhole
Electric Box
Sprinkler
Post Indicator Valve
Fire Hydrant
Water Valve
Water Shutoff
Sewer Clean Out
Sanitary Sewer Manhole
Storm Sewer Manhole
Manhole
Catch Basin
Monitoring Well
Utility Cover
B1 Soil Boring
Benchmark
Utility Pole with Overhead Wires
Utility Pole Anchor
Overhead Utility Wires
Approximate Location of Unknown Utility Lines
Approximate Location of Underground Sewer Laterals
Approximate Location of Underground Water Lines
Approximate Location of Underground Electric Lines
Approximate Location of Underground Storm Water Lines
Easement Line
TOB Top of Bank

SURVEY DESCRIPTION

All that piece or parcel of land situate at Delaware Avenue, Village of Sidney, County of Delaware, State of New York, bounded and described as follows:

Beginning at a point in the northerly boundary of an existing Village Street (Delaware Avenue) at its intersection with the easterly boundary of an existing Village Street (Union Street), said point being N 54° 02' 52" W, 32.7 feet ± from the centerline intersection of the said Delaware Avenue at its intersection with the said Union Street, said point being the point of beginning; Thence the following nine courses and distances along the northerly boundary of the said Delaware Avenue:

S 76° 37' 26" W, 458.99 feet to a point,
S 74° 30' 01" W, 49.74 feet to a point,
S 70° 18' 35" W, 96.59 feet to a point,
S 68° 35' 58" W, 67.59 feet to a point,
S 66° 07' 31" W, 148.01 feet to a point,
S 60° 36' 40" W, 111.40 feet to a point,
S 57° 49' 09" W, 538.68 feet to a point,
S 58° 47' 14" W, 161.76 feet to a point, and

S 63° 04' 03" W, 122.14 feet to a point in the westerly boundary on an appropriation for New York State as shown on Sidney-Masonville, S.H. No. 1439 Map No. 29 Parcel Nos 51, 52, 53, & 54 by the New York State Department of Transportation, recorded July 22, 1974 in the Delaware County Clerk's Office; Thence the following three courses and distances along the last mentioned division line:

N 26° 43' 19" W, 63.72 feet to a point, said line passing through a concrete monument found 36.25 feet from the terminus of said line,
S 76° 53' 23" W, 611.90 feet to a point, and

N 03° 14' 42" W, 449.61 feet to a point in the southeasterly boundary of the Norfolk Southern Railway Company (Liber 1464 of Deeds at Page 103); Thence N 52° 32' 09" E along the last mentioned division line 2686.95 feet to a point in the westerly boundary of the above reference Union Street; Thence S 04° 44' 41" E along the last mentioned division line 425.35 feet to a point in the line between the lands of The Verona Family Partnership (Liber 724 of Deeds at Page 44) on the southeast and the property herein described on the northwest; Thence the following five courses and distances along the last mentioned division line and along the lands of Sidney Federal Credit Union (Liber 377 of Deeds at Page 197, Liber 666 of Deeds at Page 688, Liber 668 of Deeds at Page 808, and Liber 1094 of Deeds at Page 148):

S 52° 57' 24" W, 153.85 feet to a point,
S 20° 26' 27" W, 28.10 feet to a point,
S 04° 38' 03" E, 92.67 feet to an iron rod found,
S 04° 22' 25" E, 359.00 feet to a point, and

N 85° 23' 49" E, 140.06 feet to a point in westerly boundary of the said Union Street; Thence S 04° 34' 36" E along the last mentioned division line 303.06 feet to the point of beginning, containing 44.15 acres.

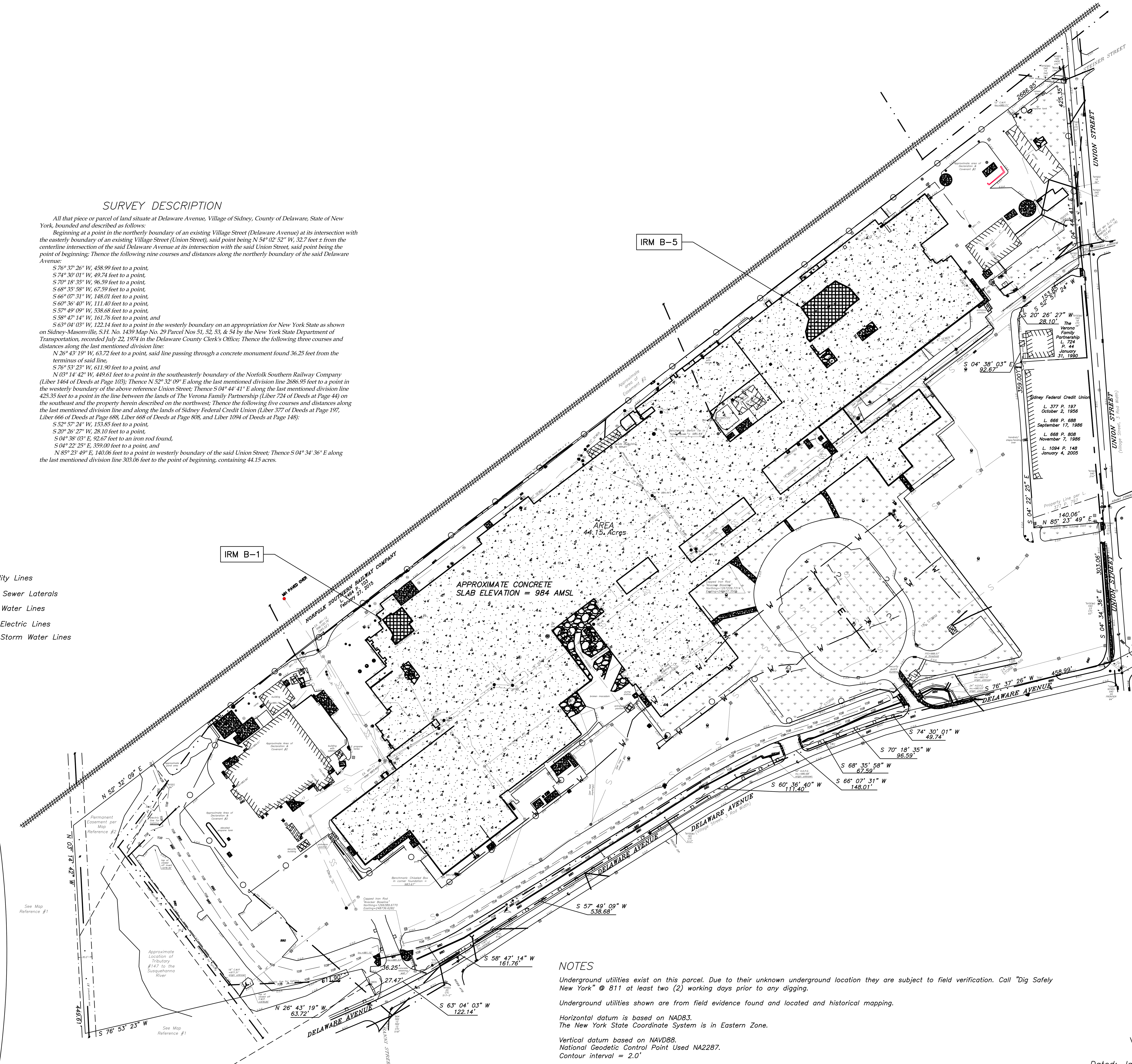

NOTES

Underground utilities exist on this parcel. Due to their unknown underground location they are subject to field verification. Call "Dig Safely New York" @ 811 at least two (2) working days prior to any digging.

Underground utilities shown are from field evidence found and located and historical mapping.

Horizontal datum is based on NAD83.
The New York State Coordinate System is in Eastern Zone.

Vertical datum based on NAVD88.
National Geodetic Control Point Used NA2287.
Contour interval = 2.0'

Excepting and reserving to the Village of Sidney title and ownership to all storm sewers, sanitary sewers, and water mains now located beneath former roadways deeded to Bendix Aviation Division, Scintilla Magneto Division. The Village reserves the right to enter upon the premises for the purpose of laying, maintaining or repairing said lines and appurtenances, provided the Village return the surface of the lands to its former conditions. Per Liber 295 of Deeds at Page 393, recorded December 2, 1949; Liber 295 of Deeds at Page 346, recorded November 30, 1949; Liber 295 of Deeds at Page 349, recorded November 30, 1949; Liber 245 of Deeds at Page 119, Parcel 8, recorded May 18, 1939.

Property is in Zone AE, Flood Elevation 988 feet per FIRM 36025C0242D, Effective Date June 19, 2012.

Property is located at 40 Delaware Avenue, Sidney, NY 13838.

DEED REFERENCE

Amphenol Corporation
Liber 676 of Deeds at Page 798
Dated May 29, 1987
Recorded June 1, 1987

T.M. #115.15-8-2
VILLAGE OF SIDNEY, COUNTY OF DELAWARE
STATE OF NEW YORK
Dated: January 27, 2020 Scale: 1" = 100'
Drawn By: Katrina Doxtader
Survey and Map by: Susan M. Anacker, Professional Land Surveyor
Susan M. Anacker, L.S. Lic # 50321
11082 Davis Road East, Deerfield, New York 13502
(315) 724-6800
Revised March 17, 2020 to add saw-cut concrete areas and two manholes
Revised March 19, 2020 to add proposed line to MH #5
19-99

IT IS A VIOLATION OF LAW FOR ANY PERSON, UNLESS THEY ARE ACTING UNDER THE DIRECTION OF A LICENSED PROFESSIONAL ENGINEER, ARCHITECT, LANDSCAPE ARCHITECT, OR LAND SURVEYOR, TO ALTER AN ITEM IN ANY WAY. IF AN ITEM BEARING THE STAMP OF A LICENSED PROFESSIONAL IS ALTERED, THE ALTERING ENGINEER, ARCHITECT, LANDSCAPE ARCHITECT, OR LAND SURVEYOR SHALL STAMP THE DOCUMENT AND INCLUDE THE NOTATION "ALTERED BY" FOLLOWED BY THEIR SIGNATURE, THE DATE OF SUCH ALTERATION, AND A SPECIFIC DESCRIPTION OF THE ALTERATION".

REVISIONS

AMPHENOL CORPORATION
AMPHENOL PCB CONSTRUCTION COMPLETION REPORT

SITE SURVEY

VILLAGE OF SIDNEY
DELAWARE COUNTY, NEW YORK

Barton & Loguidice

Date	MAY 2020
Scale	1' = 120'
Sheet Number	2
Project Number	1153.010.001

Plotted: May 07, 2020 – 9:00AM SYR By: WBG
Z:\BL-Vault\D2\18217AD2-1C71-4823-8927-9905C4054147\0\2021000-2021999\2021284\L\L\1153.010.001_PCB CCR Fig 2_Site Survey_4-2020 (ID 2021284).dwg
Checked by SDN Drawn by Designed by In charge of

FIGURE 3A
IRM B-1 Concrete Sample Locations

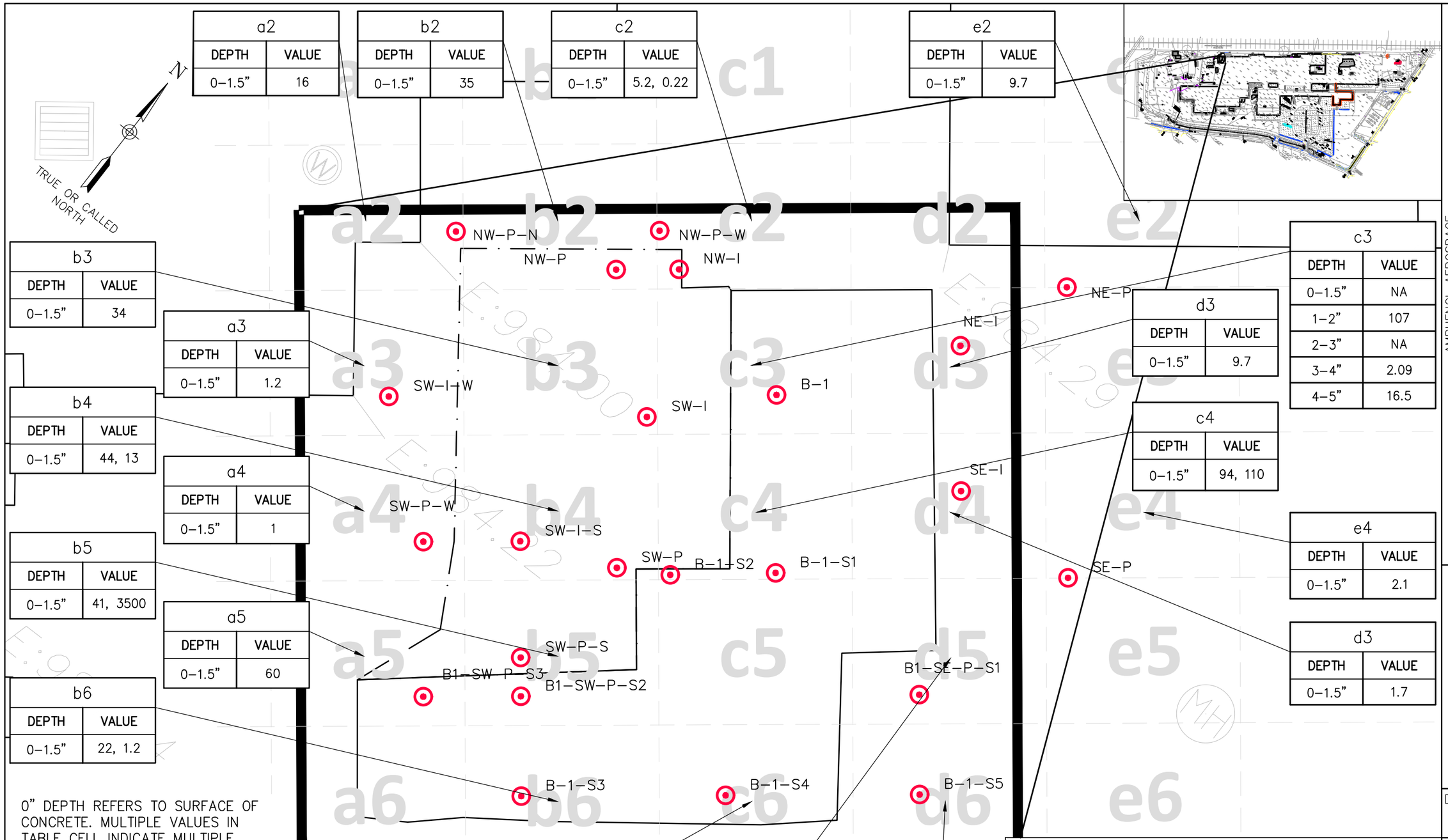

a2	
DEPTH	VALUE
0–1.5”	16

b2	
DEPTH	VALUE
0–1.5”	35

c2	
DEPTH	VALUE
0–1.5”	5.2, 0.22

e2	
DEPTH	VALUE
0–1.5”	9.7

b3	
DEPTH	VALUE
0–1.5”	34

a3	
DEPTH	VALUE
0–1.5”	1.2

b4	
DEPTH	VALUE
0–1.5”	44, 13

a4	
DEPTH	VALUE
0–1.5”	1

b5	
DEPTH	VALUE
0–1.5”	41, 3500

a5	
DEPTH	VALUE
0–1.5”	60

b6	
DEPTH	VALUE
0–1.5”	22, 1.2

c3	
DEPTH	VALUE
0–1.5”	NA
1–2”	107
2–3”	NA
3–4”	2.09
4–5”	16.5

d3	
DEPTH	VALUE
0–1.5”	9.7

c4	
DEPTH	VALUE
0–1.5”	94, 110

e4	
DEPTH	VALUE
0–1.5”	2.1

d3	
DEPTH	VALUE
0–1.5”	1.7

c6	
DEPTH	VALUE
0–1.5”	18, 1.5

d5	
DEPTH	VALUE
0–1.5”	4.7

d6	
DEPTH	VALUE
0–1.5”	3.5, 2.5

0” DEPTH REFERS TO SURFACE OF CONCRETE. MULTIPLE VALUES IN TABLE CELL INDICATE MULTIPLE SAMPLES WERE TAKEN WITHIN THE SAME QUADRANT AND DEPTH. VALUES IN PPM OF TOTAL PCB.
SEE DATA TABLES FOR DETAILED SAMPLING INFORMATION.
BASEMAP SURVEY ”19–19_ENV EASEMENT_B AND L CONC_ENG.DWG” DATED MARCH 19, 2020 PROVIDED BY SUSAN M. ANACKER.

LEGEND

B1–### SAMPLE

NON–TSCA–LEVEL REMEDIATION BOUNDARY

TSCA–LEVEL REMEDIATION BOUNDARY

10’ 0 10’

1”=10’

AMPHENOL AEROSPACE
AMPHENOL CONSTRUCTION COMPLETION REPORT

IRM B–1 CONCRETE SAMPLE LOCATIONS

DELAWARE COUNTY, NEW YORK

VILLAGE OF SIDNEY

Barton & Loguidice

Date
MARCH 2020

Scale
AS SHOWN

Figure Number
3A

Project Number
1153.010.001

Plotted: Mar 30, 2020 – 1:46PM SYR By: bgh
Z:\BL-Vault\D2\18217AD2-1C71-4823-8927-99D5C4054147\0\1991000-1991999\1991326\L\L\1153.010.001_Sample Locations_Final Set_On Survey (ID 1991326).dwg

FIGURE 3B
IRM B-1 Soil Sample Locations

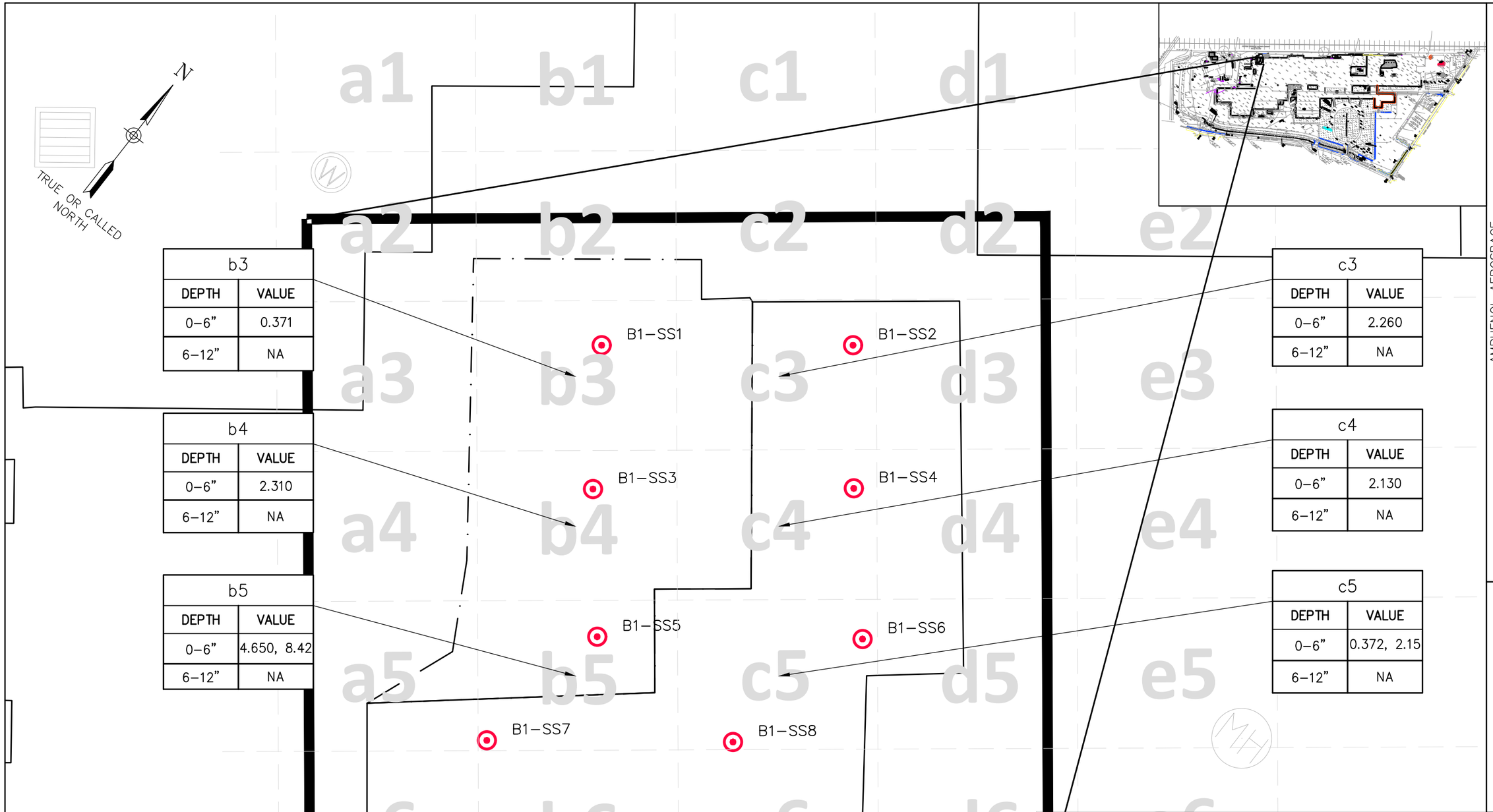

b3	
DEPTH	VALUE
0–6"	0.371
6–12"	NA

b4	
DEPTH	VALUE
0–6"	2.310
6–12"	NA

b5	
DEPTH	VALUE
0–6"	4.650, 8.42
6–12"	NA

c3	
DEPTH	VALUE
0–6"	2.260
6–12"	NA

c4	
DEPTH	VALUE
0–6"	2.130
6–12"	NA

c5	
DEPTH	VALUE
0–6"	0.372, 2.15
6–12"	NA

0" DEPTH REFERS TO SURFACE OF SOIL. MULTIPLE VALUES IN TABLE CELL INDICATE MULTIPLE SAMPLES WERE TAKEN WITHIN THE SAME QUADRANT AND DEPTH. VALUES IN PPM OF TOTAL PCB.
SEE DATA TABLES FOR DETAILED SAMPLING INFORMATION.
BASEMAP SURVEY "19–19_ENV EASEMENT_B AND L CONC_ENG.DWG" DATED MARCH 19, 2020 PROVIDED BY SUSAN M. ANACKER.

LEGEND

B1–### SAMPLE

NON–TSCA–LEVEL REMEDIATION BOUNDARY

TSCA–LEVEL REMEDIATION BOUNDARY

NA SAMPLES TAKEN TO LAB BUT NOT ANALYZED DUE TO OTHER RESULTS.

10' 0 10'
1"=10'

AMPHENOL AEROSPACE
AMPHENOL CONSTRUCTION COMPLETION REPORT

IRM B–1 SOIL SAMPLE LOCATIONS

DELAWARE COUNTY, NEW YORK

VILLAGE OF SIDNEY

Barton & Loguidice

Date
MARCH 2020

Scale
AS SHOWN

Figure Number
3B

Project Number
1153.010.001

Plotted: Mar 30, 2020 – 1:46PM SYR By: bgh
Z:\BL-Vault\ID2\18217AD2-1C71-4823-8927-99D5C4054147\0\1991000-1991999\1991326\L\L\1153.010.001_Sample Locations_Final Set_On Survey (ID 1991326).dwg

FIGURE 3C
IRM B-1 Confirmation Sample Locations and
Final Excavation Depth As-Built

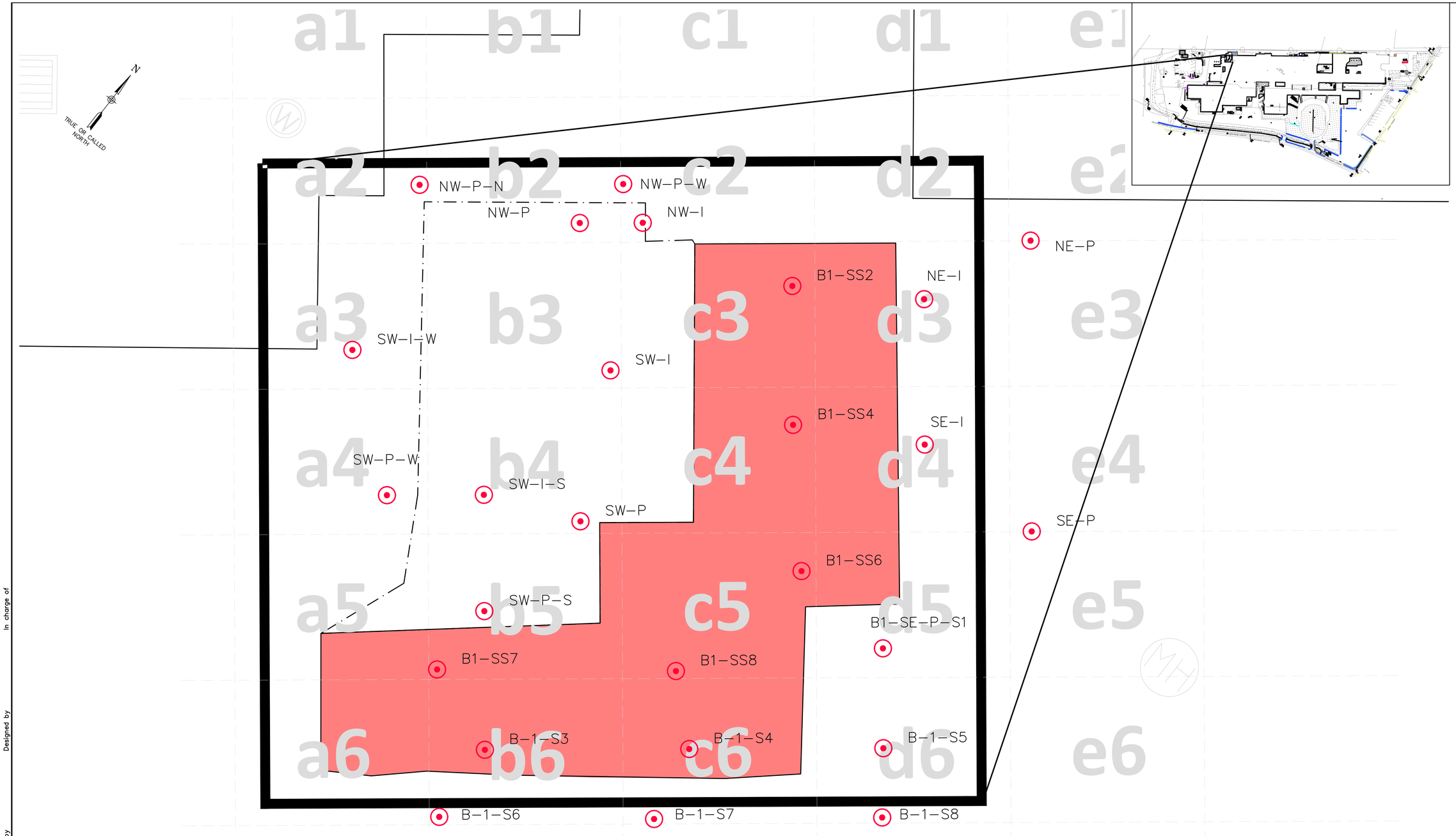

LEGEND

B1-###	SAMPLE
— · —	NON-TSCA-LEVEL REMEDIATION BOUNDARY
———	TSCA-LEVEL REMEDIATION BOUNDARY
	EXCAVATION TO 1'

1"=5' 5' 0 5' 10'

BASEMAP SURVEY "19-19_ENV EASEMENT_B AND L CONC_ENG.DWG" DATED MARCH 19, 2020 PROVIDED BY SUSAN M. ANACKER.

Plotted: Apr 07, 2020 - 1:18PM SYR By: WBG
Z:\BL-Vault\D2\18217A02-1C71-4823-8927-99D5C4D54147\0\1991000-1991999\1991326\L\L\1153.010.001_Sample Locations_Final Set_On Survey (ID 1991326).dwg

Checked by
Drawn by
Designed by
In charge of

IT IS A VIOLATION OF LAW FOR ANY PERSON, UNLESS THEY ARE ACTING UNDER THE DIRECTION OF A LICENSED PROFESSIONAL ENGINEER, ARCHITECT, LANDSCAPE ARCHITECT, OR LAND SURVEYOR, TO ALTER AN ITEM IN ANY WAY. IF AN ITEM BEARING THE STAMP OF A LICENSED PROFESSIONAL IS ALTERED, THE ALTERING ENGINEER, ARCHITECT, LANDSCAPE ARCHITECT, OR LAND SURVEYOR SHALL STAMP THE DOCUMENT AND INCLUDE THE NOTATION "ALTERED BY" FOLLOWED BY THEIR SIGNATURE, THE DATE OF SUCH ALTERATION, AND A SPECIFIC DESCRIPTION OF THE ALTERATION.

REVISIONS

AMPHENOL AEROSPACE
AMPHENOL CONSTRUCTION COMPLETION REPORT

IRM B-1 CONFIRMATION SAMPLE LOCATIONS AND FINAL EXCAVATION DEPTH AS-BUILT

TOWN OF SIDNEY
GREENE COUNTY, NEW YORK

Barton & Loguidice

STATE OF NEW YORK
SCOTT D. NOSTRAND
No. 075454
LICENSED PROFESSIONAL ENGINEER

Date	MARCH 2020
Scale	AS SHOWN
Sheet Number	3C
Project Number	1153.010.001

FIGURE 4A
IRM B-5 Concrete Sample Locations

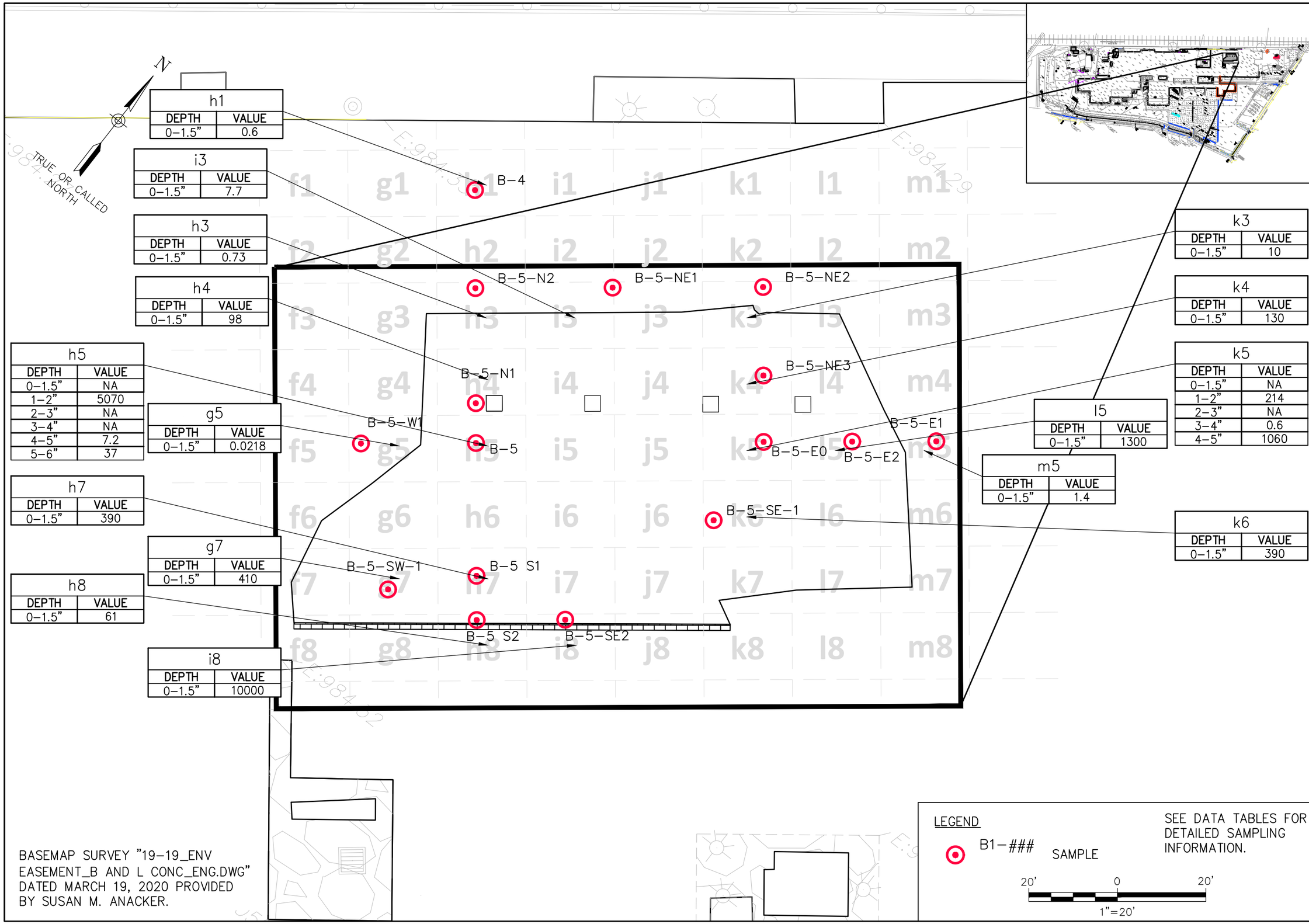

h1	
DEPTH	VALUE
0–1.5"	0.6

i3	
DEPTH	VALUE
0–1.5"	7.7

h3	
DEPTH	VALUE
0–1.5"	0.73

h4	
DEPTH	VALUE
0–1.5"	98

h5	
DEPTH	VALUE
0–1.5"	NA
1–2"	5070
2–3"	NA
3–4"	NA
4–5"	7.2
5–6"	37

g5	
DEPTH	VALUE
0–1.5"	0.0218

h7	
DEPTH	VALUE
0–1.5"	390

g7	
DEPTH	VALUE
0–1.5"	410

h8	
DEPTH	VALUE
0–1.5"	61

i8	
DEPTH	VALUE
0–1.5"	10000

k3	
DEPTH	VALUE
0–1.5"	10

k4	
DEPTH	VALUE
0–1.5"	130

k5	
DEPTH	VALUE
0–1.5"	NA
1–2"	214
2–3"	NA
3–4"	0.6
4–5"	1060

l5	
DEPTH	VALUE
0–1.5"	1300

m5	
DEPTH	VALUE
0–1.5"	1.4

k6	
DEPTH	VALUE
0–1.5"	390

AMPHENOL AEROSPACE
AMPHENOL CONSTRUCTION COMPLETION REPORT

IRM B-5 CONCRETE SAMPLE LOCATIONS

GREENE COUNTY, NEW YORK

TOWN OF SIDNEY

Barton & Loguidice

Date
MARCH 2020

Scale
AS SHOWN

Figure Number
4A

Project Number
1153.010.001

Plotted: Mar 30, 2020 – 1:47PM SYR By: bgh
Z:\BL-Vault\D2\18217AD2-1C71-4823-8927-99D5C4054147\0\1991000-1991999\1991326\L\L\1153.010.001_Sample Locations_Final Set_On Survey (ID 1991326).dwg

FIGURE 4B
IRM B-5 Soil Sample Locations – Phase 1

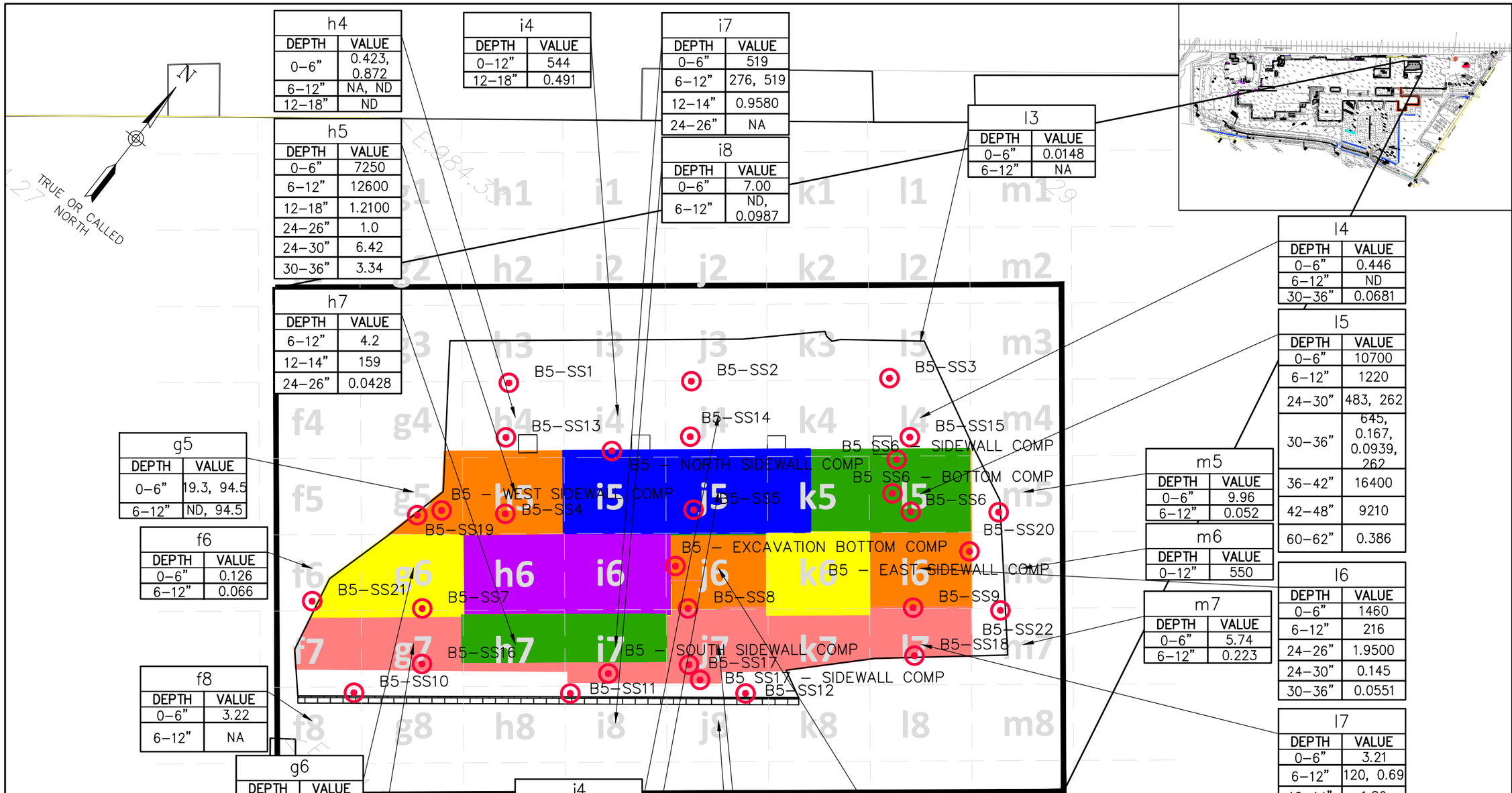

h4	
DEPTH	VALUE
0–6"	0.423, 0.872
6–12"	NA, ND
12–18"	ND

h5	
DEPTH	VALUE
0–6"	7250
6–12"	12600
12–18"	1.2100
24–26"	1.0
24–30"	6.42
30–36"	3.34

h7	
DEPTH	VALUE
6–12"	4.2
12–14"	159
24–26"	0.0428

i4	
DEPTH	VALUE
0–12"	544
12–18"	0.491

i7	
DEPTH	VALUE
0–6"	519
6–12"	276, 519
12–14"	0.9580
24–26"	NA

i8	
DEPTH	VALUE
0–6"	7.00
6–12"	ND, 0.0987

l3	
DEPTH	VALUE
0–6"	0.0148
6–12"	NA

l4	
DEPTH	VALUE
0–6"	0.446
6–12"	ND
30–36"	0.0681

l5	
DEPTH	VALUE
0–6"	10700
6–12"	1220
24–30"	483, 262
30–36"	645, 0.167, 0.0939, 262
36–42"	16400
42–48"	9210
60–62"	0.386

l6	
DEPTH	VALUE
0–6"	1460
6–12"	216
24–26"	1.9500
24–30"	0.145
30–36"	0.0551

l7	
DEPTH	VALUE
0–6"	3.21
6–12"	120, 0.69
12–14"	1.86
24–26"	NA

m5	
DEPTH	VALUE
0–6"	9.96
6–12"	0.052

m6	
DEPTH	VALUE
0–12"	550

m7	
DEPTH	VALUE
0–6"	5.74
6–12"	0.223

g5	
DEPTH	VALUE
0–6"	19.3, 94.5
6–12"	ND, 94.5

f6	
DEPTH	VALUE
0–6"	0.126
6–12"	0.066

f8	
DEPTH	VALUE
0–6"	3.22
6–12"	NA

g6	
DEPTH	VALUE
0–6"	3340
6–12"	1690
12–18"	0.1060
24–26"	363
24–30"	5.01
30–36"	0.717

g7	
DEPTH	VALUE
0–6"	1.16
6–12"	12.7, 0.0677
12–14"	0.31
24–26"	NA

j4	
DEPTH	VALUE
0–6"	1.36, 0.425
6–12"	NA, 34.6
12–18"	0.72

j5	
DEPTH	VALUE
0–6"	1600
6–12"	1800
24–26"	30.9
24–30"	6.88
30–36"	29.9

j7	
DEPTH	VALUE
0–6"	90.2, 14
6–12"	0.0514, 0.115, 14
12–14"	1.83
24–26"	NA

j8	
DEPTH	VALUE
0–6"	2.86
6–12"	NA

j6	
DEPTH	VALUE
0–6"	60.6
6–12"	1.82
24–26"	0.987, 465, 0.00

BASEMAP SURVEY "19-19_ENV EASEMENT_B AND L CONC_ENG.DWG" DATED MARCH 19, 2020 PROVIDED BY SUSAN M. ANACKER.

LEGEND

B1-### SAMPLE

EXCAVATION TO 1'
EXCAVATION TO 2'
EXCAVATION TO 3'
EXCAVATION TO 5'
EXCAVATION TO 7'
EXCAVATION TO 9'

SEE DATA TABLES FOR DETAILED SAMPLING INFORMATION.

20' 0 20'
1"=20'

AMPHENOL AEROSPACE
AMPHENOL CONSTRUCTION COMPLETION REPORT

IRM B-5 SOIL SAMPLE LOCATIONS PHASE 1

GREENE COUNTY, NEW YORK

TOWN OF SIDNEY

Barton & Loguidice

Date
MARCH 2020

Scale
AS SHOWN

Figure Number
4B

Project Number
1153.010.001

Plotted: Mar 30, 2020 – 1:47PM SYR By: bgh
Z:\BL-Vault\D2\18217AD2-1C71-4823-8927-99D5C4054147\0\1991000-1991999\1991326\L\L\1153.010.001_Sample Locations_Final Set_On Survey (ID 1991326).dwg

FIGURE 4C
IRM B-5 Soil Sample Locations – Phase 2

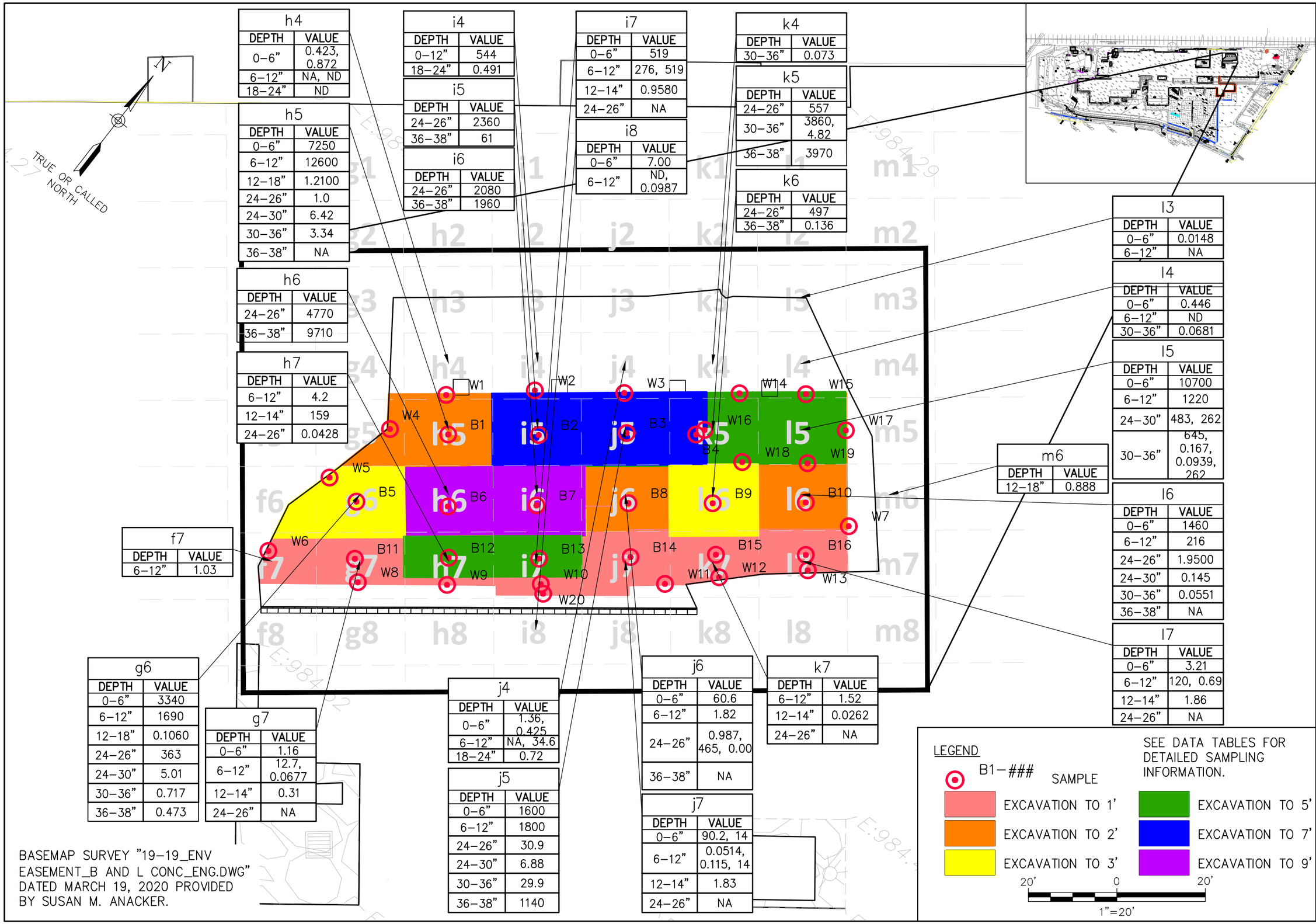

h4	
DEPTH	VALUE
0–6”	0.423, 0.872
6–12”	NA, ND
18–24”	ND

h5	
DEPTH	VALUE
0–6”	7250
6–12”	12600
12–18”	1.2100
24–26”	1.0
24–30”	6.42
30–36”	3.34
36–38”	NA

h6	
DEPTH	VALUE
24–26”	4770
36–38”	9710

h7	
DEPTH	VALUE
6–12”	4.2
12–14”	159
24–26”	0.0428

f7	
DEPTH	VALUE
6–12”	1.03

g6	
DEPTH	VALUE
0–6”	3340
6–12”	1690
12–18”	0.1060
24–26”	363
24–30”	5.01
30–36”	0.717
36–38”	0.473

g7	
DEPTH	VALUE
0–6”	1.16
6–12”	12.7, 0.0677
12–14”	0.31
24–26”	NA

i4	
DEPTH	VALUE
0–12”	544
18–24”	0.491

i5	
DEPTH	VALUE
24–26”	2360
36–38”	61

i6	
DEPTH	VALUE
24–26”	2080
36–38”	1960

i7	
DEPTH	VALUE
0–6”	519
6–12”	276, 519
12–14”	0.9580
24–26”	NA

i8	
DEPTH	VALUE
0–6”	7.00
6–12”	ND, 0.0987

j4	
DEPTH	VALUE
0–6”	1.36, 0.425
6–12”	NA, 34.6
18–24”	0.72

j5	
DEPTH	VALUE
0–6”	1600
6–12”	1800
24–26”	30.9
24–30”	6.88
30–36”	29.9
36–38”	1140

j6	
DEPTH	VALUE
0–6”	60.6
6–12”	1.82
24–26”	0.987, 465, 0.00
36–38”	NA

j7	
DEPTH	VALUE
0–6”	90.2, 14
6–12”	0.0514, 0.115, 14
12–14”	1.83
24–26”	NA

k4	
DEPTH	VALUE
30–36”	0.073

k5	
DEPTH	VALUE
24–26”	557
30–36”	3860, 4.82
36–38”	3970

k6	
DEPTH	VALUE
24–26”	497
36–38”	0.136

k7	
DEPTH	VALUE
6–12”	1.52
12–14”	0.0262
24–26”	NA

l3	
DEPTH	VALUE
0–6”	0.0148
6–12”	NA

l4	
DEPTH	VALUE
0–6”	0.446
6–12”	ND
30–36”	0.0681

l5	
DEPTH	VALUE
0–6”	10700
6–12”	1220
24–30”	483, 262
30–36”	645, 0.167, 0.0939, 262

l6	
DEPTH	VALUE
0–6”	1460
6–12”	216
24–26”	1.9500
24–30”	0.145
30–36”	0.0551
36–38”	NA

l7	
DEPTH	VALUE
0–6”	3.21
6–12”	120, 0.69
12–14”	1.86
24–26”	NA

m6	
DEPTH	VALUE
12–18”	0.888

LEGEND

B1–### SAMPLE

EXCAVATION TO 1’

EXCAVATION TO 2’

EXCAVATION TO 3’

EXCAVATION TO 5’

EXCAVATION TO 7’

EXCAVATION TO 9’

20’ 0 20’

1”=20’

SEE DATA TABLES FOR DETAILED SAMPLING INFORMATION.

BASEMAP SURVEY ”19–19_ENV EASEMENT_B AND L CONC_ENG.DWG” DATED MARCH 19, 2020 PROVIDED BY SUSAN M. ANACKER.

AMPHENOL AEROSPACE

AMPHENOL CONSTRUCTION COMPLETION REPORT

IRM B–5 SOIL SAMPLE LOCATIONS PHASE 2

GREENE COUNTY, NEW YORK

TOWN OF SIDNEY

Barton & Loguidice

Date MARCH 2020

Scale AS SHOWN

Figure Number 4C

Project Number 1153.010.001

Plotted: Mar 30, 2020 – 1:47PM SYR By: bgh

Z:\BL-Vault\ID2\18217AD2-1C71-4823-8927-99D5C4054147\0\1991000-1991999\1991326\L\L\1153.010.001_Sample Locations_Final Set_On Survey (ID 1991326).dwg

FIGURE 4D
IRM B-5 Soil Sample Locations – Phase 3

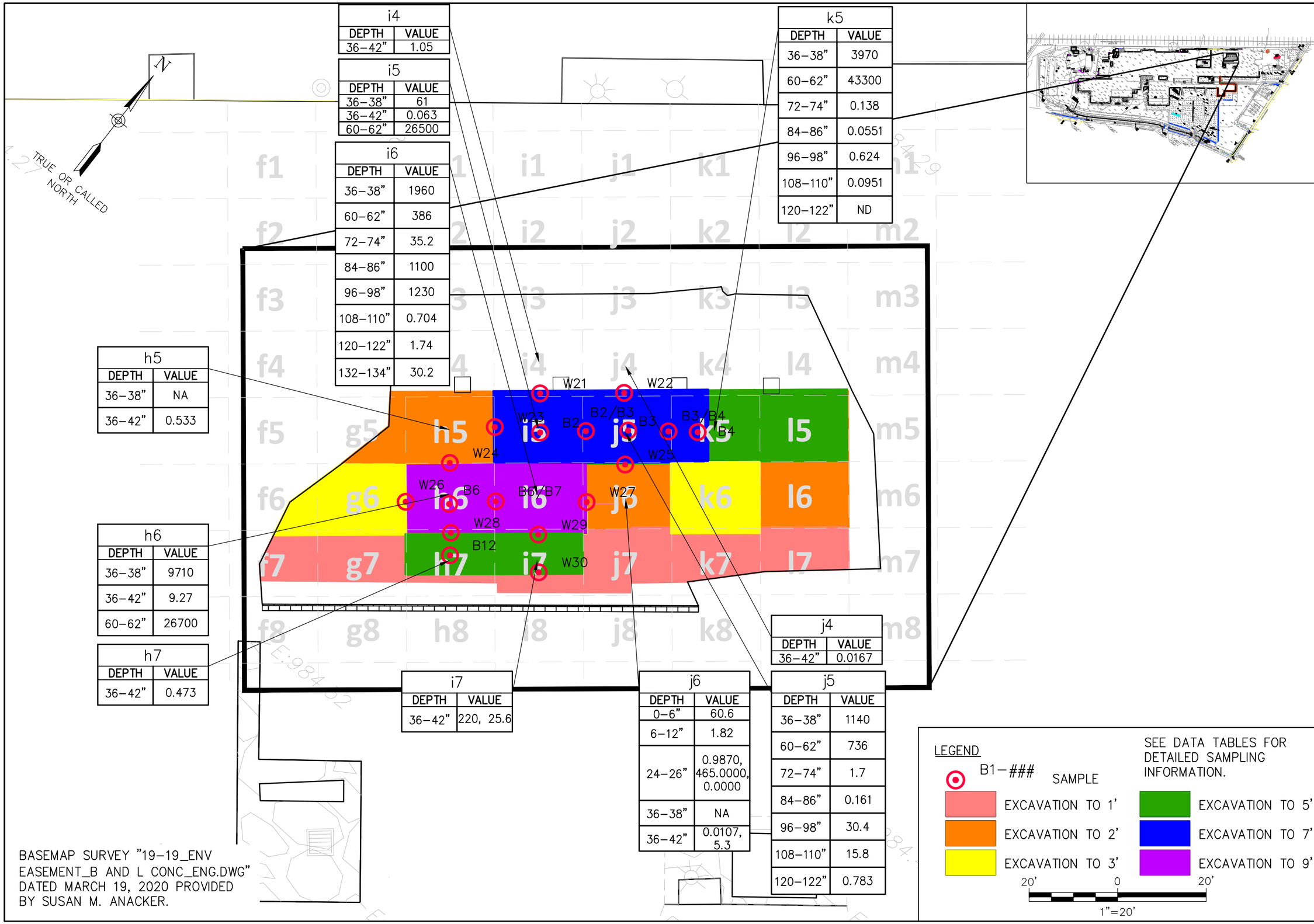

i4	
DEPTH	VALUE
36–42"	1.05

i5	
DEPTH	VALUE
36–38"	61
36–42"	0.063
60–62"	26500

i6	
DEPTH	VALUE
36–38"	1960
60–62"	386
72–74"	35.2
84–86"	1100
96–98"	1230
108–110"	0.704
120–122"	1.74
132–134"	30.2

k5	
DEPTH	VALUE
36–38"	3970
60–62"	43300
72–74"	0.138
84–86"	0.0551
96–98"	0.624
108–110"	0.0951
120–122"	ND

h5	
DEPTH	VALUE
36–38"	NA
36–42"	0.533

h6	
DEPTH	VALUE
36–38"	9710
36–42"	9.27
60–62"	26700

h7	
DEPTH	VALUE
36–42"	0.473

i7	
DEPTH	VALUE
36–42"	220, 25.6

j6	
DEPTH	VALUE
0–6"	60.6
6–12"	1.82
24–26"	0.9870, 465.0000, 0.0000
36–38"	NA
36–42"	0.0107, 5.3

j4	
DEPTH	VALUE
36–42"	0.0167

j5	
DEPTH	VALUE
36–38"	1140
60–62"	736
72–74"	1.7
84–86"	0.161
96–98"	30.4
108–110"	15.8
120–122"	0.783

LEGEND

B1–### SAMPLE

EXCAVATION TO 1'

EXCAVATION TO 2'

EXCAVATION TO 3'

EXCAVATION TO 5'

EXCAVATION TO 7'

EXCAVATION TO 9'

SEE DATA TABLES FOR DETAILED SAMPLING INFORMATION.

20' 0 20'

1"=20'

BASEMAP SURVEY "19–19_ENV EASEMENT_B AND L CONC_ENG.DWG" DATED MARCH 19, 2020 PROVIDED BY SUSAN M. ANACKER.

AMPHENOL AEROSPACE

AMPHENOL CONSTRUCTION COMPLETION REPORT

IRM B–5 SOIL SAMPLE LOCATIONS PHASE 3

TOWN OF SIDNEY

GREENE COUNTY, NEW YORK

Barton & Loguidice

Date MARCH 2020

Scale AS SHOWN

Figure Number 4D

Project Number 1153.010.001

Plotted: Mar 30, 2020 – 1:47PM SYR By: bgh

Z:\BL-Vault\D2\18217AD2-1C71-4823-8927-99D5C4054147\0\1991000-1991999\1991326\L\L\1153.010.001_Sample Locations_Final Set_On Survey (ID 1991326).dwg

FIGURE 4E
IRM B-5 Confirmation Sample Locations and
Final Excavation Depth As-Built

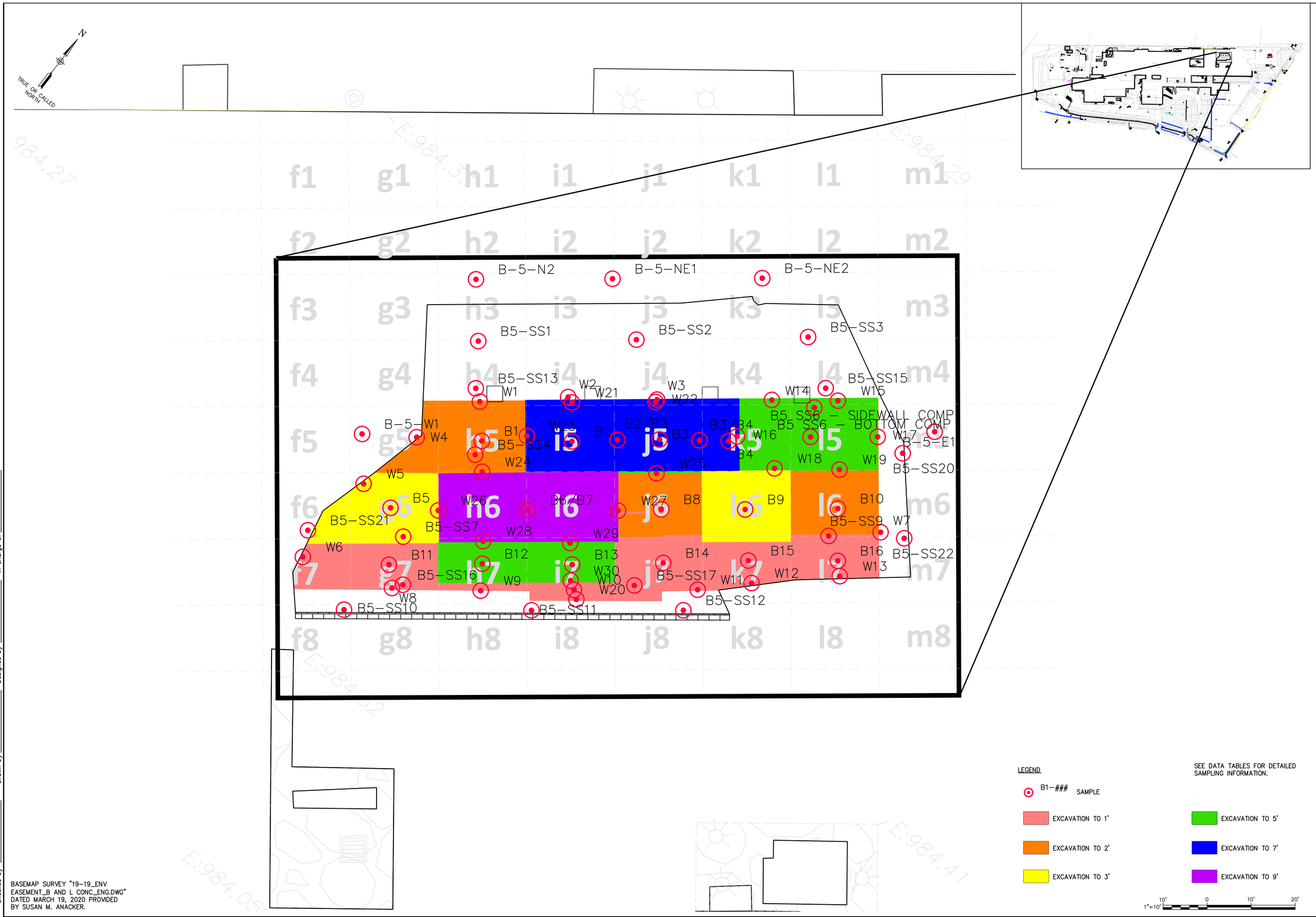

BASEMAP SURVEY "19-19_ENV EASEMENT_B AND L CONC_ENG.DWG" DATED MARCH 19, 2020 PROVIDED BY SUSAN M. ANACKER.

LEGEND

B1-### SAMPLE

EXCAVATION TO 1'

EXCAVATION TO 2'

EXCAVATION TO 3'

EXCAVATION TO 5'

EXCAVATION TO 7'

EXCAVATION TO 9'

SEE DATA TABLES FOR DETAILED SAMPLING INFORMATION.

1"=10' 10' 0 10' 20'

Plotted: Apr 07, 2020 - 1:18PM SYR By: WBG
Z:\BL-Vault\D2\18217A02-1C71-4823-8927-99D5C4054147\D\1991000-1991999\1991326\L\L\1153.010.001_Sample Locations_Final Set_On Survey (ID 1991326).dwg

Checked by _____ Drawn by _____ Designed by _____ In charge of _____

IT IS A VIOLATION OF LAW FOR ANY PERSON, UNLESS THEY ARE ACTING UNDER THE DIRECTION OF A LICENSED PROFESSIONAL ENGINEER, ARCHITECT, LANDSCAPE ARCHITECT, OR LAND SURVEYOR, TO ALTER AN ITEM IN ANY WAY. IF AN ITEM BEARING THE STAMP OF A LICENSED PROFESSIONAL IS ALTERED, THE ALTERING ENGINEER, ARCHITECT, LANDSCAPE ARCHITECT, OR LAND SURVEYOR SHALL STAMP THE DOCUMENT AND INCLUDE THE NOTATION "ALTERED BY" FOLLOWED BY THEIR SIGNATURE, THE DATE OF SUCH ALTERATION, AND A SPECIFIC DESCRIPTION OF THE ALTERATION.

REVISIONS

AMPHENOL AEROSPACE
AMPHENOL CONSTRUCTION COMPLETION REPORT

IRM B-5 CONFIRMATION SAMPLE LOCATIONS AND FINAL EXCAVATION DEPTHS AS-BUILT

TOWN OF SIDNEY GREENE COUNTY, NEW YORK

Barton & Loguidice

STATE OF NEW YORK SCOTT D. NOSTRANDE No. 075484 LICENSED PROFESSIONAL ENGINEER

Date MARCH 2020

Scale AS SHOWN

Sheet Number 4E

Project Number 1153.010.001

APPENDIX A
PCB Contaminated Concrete Slab Remedial Work Plan,
Remedial Design Work Plan,
Remedial Work Plan Approval Letter

Barton & Loguidice

February 25, 2019

John R. Strang, P.E.
NYSDEC Division of Environmental Remediation
1130 North Westcott Road
Schenectady, New York 12306

Re: PCB Contaminated Concrete Slab Remedial Work Plan & Remedial Design
Amphenol Corporation 40-60 Delaware Avenue
Sidney, New York

Dear Mr. Strang:

Barton & Loguidice, D.P.C. (B&L) is submitting this Remedial Work Plan and Remedial Design on behalf of the Amphenol Corporation to address two areas of PCB contaminated concrete slab from the former main plant building located at 40-60 Delaware Avenue, Sidney, New York (Figure 1). The purpose of this document is to define the means and methods proposed to remove two areas of PCB contaminated concrete and replace with new concrete to encapsulate the underlying soil and match the surrounding grade. The New York State Department of Environmental Conservation (NYSDEC) has established a 25 parts per million (ppm) cleanup criteria for industrial sites. Slab areas documented to be < 25 ppm will remain on-site. Slab areas with concentrations >25 ppm but <50 ppm will be removed and disposed of at a regulated solid waste management facility. PCB contaminated concrete > 50 ppm is considered TSCA waste and will require disposal at a regulated chemical waste landfill.

Site Background Information

Two areas of concrete slab from the former Amphenol main plant building were identified for investigation of PCB impacts based on pre-1978 historical manufacturing operations and observed concrete staining. The first area of concern is located in the northwest corner of the former building. This area was used for cutting oil filtering and reclaim. The second location is situated on the eastern side of the former building footprint where the Gridley Screw Machine was located. Former factory operations in this area consisted of cutting bar stock and manufacturing of electrical components which used oil lubricants. Similar to the northwestern area of interest, equipment lubricants likely leaked onto the concrete surface resulting in the observed staining and subsequent PCB impacts.

At total of 37 concrete dust/chip samples were collected between September 6 and December 18, 2018, from the areas of concern identified in Figures 2 and 3. Samples were collected using a hammer drill to break up the concrete surface into dust and chips, which were collected and analyzed for PCBs. Table 1 summarized the laboratory analyses. Concrete dust/chip samples were analyzed by Adirondack Environmental Services, Inc., located in Albany, New York. Concrete core samples were submitted to Alpha Analytical, located in Massachusetts. All samples were analyzed for PCBs using EPA Method 8082A. A summary of PCB sample results have been presented in Table 1; laboratory analytical reports are provided in Appendix A.

443 Electronics Parkway, Liverpool, NY 13088 ▪ Office: 315-457-5200 ▪ Fax: 315-451-0052 ▪ BartonandLoguidice.com

The experience to listen
The power to solve

The December 3, 2018 sampling event included collecting 4-inch diameter cores of the slab. Samples were collected from three locations (Figures 2 and 3); one sample from the northwest corner (B-1) and two from the eastern area (B-5 and B-5-E0). Following collection a 1-inch cross-section of each core was submitted for PCB analysis. Cross-sectional samples were submitted from the 0 to 1 inch depth interval, the 1 to 2 inch depth interval, and the 2 to 3 inch depth interval. The lab was directed to only analyze the 1- to 2-inch interval, with the subsequent samples available for further analysis if desired.

Elevated concentrations of PCBs were observed within the two areas of concern, which are around and adjacent to sample locations B-1 and B-5. PCB levels ranged from 0.2 ppm to 10,000 ppm.

The western area of concern (B-1) has been defined with the proposed remedial limits identified in Figure 2. Concrete dust/chip and one core sample collected from area B-1 ranged in concentrations of 0.2 ppm to 3500 ppm. PCB concentrations for a portion of the B-1 area were found to be > 25 ppm and < 50 ppm and will be disposed of at a regulated solid waste disposal facility. The remaining B-1 slab area contains PCB concentrations > 50 ppm and will require disposal at a chemical waste landfill.

The eastern area (B-5) has been delineated to the north, east, and west based on observed sample concentrations (<25 ppm Industrial Cleanup Objectives). The southern boundary of the B-5 area was characterized as the former die casting wall, which was a load bearing wall with an underlying footer. All operations north of the die casting wall used PCB oils in manufacturing equipment. Operations south of the die casting wall were related to storage, bathrooms, aluminum die casting, and are not anticipated to result in impacts to the concrete surface. All observed impacts north of the die casting wall would be cut off from the south side of the wall by the subsurface footer.

On Thursday February 14, 2019 the bottom 1-inch of the aforementioned core samples were submitted to Alpha Analytical to determine PCB concentrations from the lower portion of the concrete slab. Analytical results revealed a concentration <25 ppm from location B-1. The bottom 1-inch of concrete core samples collected from locations B-5 and B-5-EO were <50 ppm and >50 ppm, respectively. Core sample results are summarized in Table 1; laboratory analytical results are provided in Appendix A.

Proposed PCB Remedial Cleanup Measures and Design

Concrete slab removal will be performed on the two identified areas of concern. Remedial boundaries have been established for areas B-1 and B-5 and are depicted on Figures 2 and 3, respectively. Area B-5 requires immediate action based on anticipated development activities involving the installation of solar panels starting in the vicinity of the eastern slab area. Area B-1 remediation will be completed subsequent to the B-5 area.

Concrete Removal:

Concrete dust/chip and core samples collected from the B-1 area range in concentration from 0.2 ppm to 3500 ppm. PCB concentrations for a portion of the B-1 area were found to be >25 ppm and < 50 ppm and shall be managed and disposed of at a state regulated municipal solid waste facility. The remaining B-1 slab area contains PCB concentrations >50 ppm and will require disposal at a chemical waste landfill. Concrete dust/chip and core samples collected from the B-5 area, range in concentration from 61 ppm to 10,000 ppm. Based on these concentrations (>50 ppm), the concrete slab within this area will be managed as PCB remediation waste and disposed of at a chemical waste disposal facility.

Removal of concrete from the B-1 and B-5 areas will be saw cut along the proposed delineated boundaries. All saw cutting activities will be performed with a wet saw to eliminate the generation of dust. The areas of contaminated concrete will be demolished using a hoe-ram attachment on an excavator to break the slab into manageable pieces of concrete. Water will be misted over the surface of the concrete during slab demolition to prevent the generation of dust or dust migration. An upwind and downwind particulate monitor will be established during demolition operations to monitor contractor dust mitigation effectiveness. An initial particulate background concentration will be recorded prior to the commencement of work each morning to establish a daily background level for comparison purposes.

The concrete rubble will be removed by the contractor for disposal at a permitted facility. PCB contaminated concrete rubble will be live loaded into trucks and disposed of at an approved disposal facility. No material stockpiling is anticipated during the course of the project. The selected contractor will be responsible for providing all manifests documenting disposal to the Owner.

The work area will be surrounded by a temporary fabric fencing barrier to delineate the work zone. Only authorized personnel will be allowed behind the temporary barrier.

Based on the PCB analytical results from the B-5 and B-5-E0 concrete core bottom samples, it is proposed to encapsulate the underlying soil from these areas with a new concrete replacement slab. This is consistent with the remedial containment approach used at other locations on-site (West Parking lot and 90-day hazardous waste storage area).

All equipment used in the demolition process will require decontamination prior to removal off-site. A decontamination pad will be constructed by the contractor for cleaning of contaminated equipment. All runoff from decontamination procedures will be captured. Decontamination water will be pumped from the decontamination pad into 55 gallon drums for disposal. The selected contractor will be responsible for collecting representative samples of the decontamination water and disposal in accordance with all local, state, and federal regulations. Manifests documenting disposal quantities will be provided to the Owner.

Upon project completion the contractor will be responsible for take down of the decontamination pad and disposal operations.

Please refer to the remedial drawings included in Appendix B, which further outline contractor procedures required for concrete removal and disposal.

Transportation:

Transportation of PCB contaminated material will be handled by a selected contractor containing a current NYSDEC Part 364 Waste Transporter Permit. Manifests will be prepared by the selected contractor, documenting transportation and disposal of PCB contaminated material from the site to the approved regulated landfill facility.

Disposal Facility:

PCB-contaminated media in excess of 50 ppm is considered a TSCA waste, and therefore will require disposal at a chemical waste landfill permitted by the EPA under section 3004 of RCRA, or by a State authorized landfill under section 3006 of RCRA, or a PCB disposal facility approved under 40 CFR 761. The Wayne Disposal facility is the closest chemical waste landfill with the ability to accept TSCA level PCB material at this time. Wayne Disposal Inc. is located in South Belleville, Michigan.

Remediation area B-1 contains a portion of concrete with PCB concentrations greater than 25 and less than 50 ppm. Since the levels are below hazardous waste levels, these areas of concrete will be segregated and disposed of separately at a permitted solid waste disposal facility capable of accepting non-TSCA regulated PCB materials.

Concrete Repair:

Following removal of PCB contaminated concrete, the selected contractor will be responsible to furnish all labor, materials and equipment for the installation and compaction of subbase material and reinforced cast-in-place concrete. Cold weather conditions will likely apply during the placement of concrete for the B-1 and B-5 replacement area and will require heated concrete, if temperatures are below 40°F. All portions of freshly poured concrete shall be continually maintained at a temperature of not less than 50°F for seven days. Specified temperature shall be maintained by heated enclosures, insulating blankets, or whatever approved methods are required to attain the specified results. Based on future use of the site, it is proposed that a Class D concrete with a 28 day compressive strength of 2,500 psi be installed.

Prior to placement of the concrete fill the selected contractor will be responsible for the temporary placement of poly sheeting over the remedial areas until the area has been prepared and ready to receive new concrete. The selected contractor will be responsible for the installation of a 2-inch layer of

granular fill over the existing ground surface. The granular fill will require compaction using a plate tamper to produce an acceptable subbase surface. Where the new concrete will meet the existing concrete, holes will be drilled into the existing concrete and steel dowels will be installed. The dowels will be greased on the end installed into the existing concrete to allow for movement. The dowels will be installed at the frequency outlined in the remedial design drawing provided in Appendix B. A 4-inch x 4-inch wire mesh will be tied into the steel doweling to provide stability of the replacement concrete pad. Steel mesh will be placed no deeper than 2-inches from the finished surface. Concrete will be poured to matching surrounding grade.

Schedule:

The remedial construction design has been provided as an appendix to this remedial work plan. Following the Department's review and approval of the remedial work plan and design, B&L will make arrangements with an environmental contractor to complete the referenced work. Completion of work for the B-1 and B-5 remediation is proposed to be completed in March 2019, to avoid interference with the solar panel installation process. It is estimated that the removal and replacement of concrete in the B-1 and B-5 area should take approximately 3 weeks to complete.

Should you have any questions regarding the presented remedial approach or design, please contact Bryce Dingman at (518)-300-0770 or myself at (315)-457-5200 to discuss.

Sincerely,

BARTON & LOGUIDICE, D.P.C.

Scott D. Nostrand, P.E.
Senior Vice President

Bryce D. Dingman, P.G.
Managing Hydrogeologist

SDN/BDD/akg
Attachments

Figures 1-3

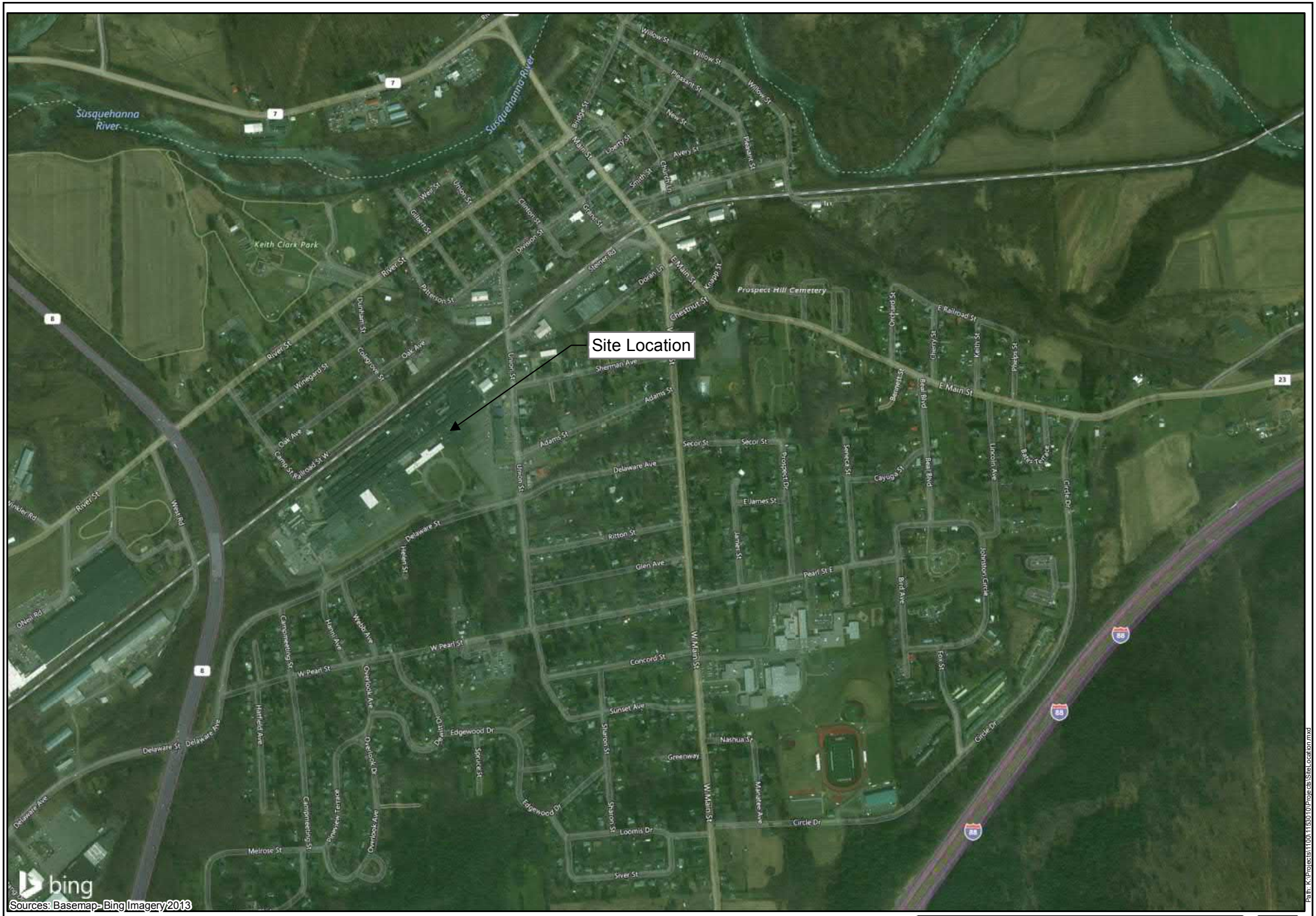

Sources: Basemap- Bing Imagery 2013

Path: K:\Projects\1100\1153010\Projects\SiteLocation.mxd

Barton & Loguidice, D.P.C.

Engineers • Environmental Scientists • Planners • Landscape Architects

N W E S

1 inch = 1,000 feet

Amphenol Aerospace

Site Location

Delaware County December 2018 New York

Figure 1

Project No. 1153.010

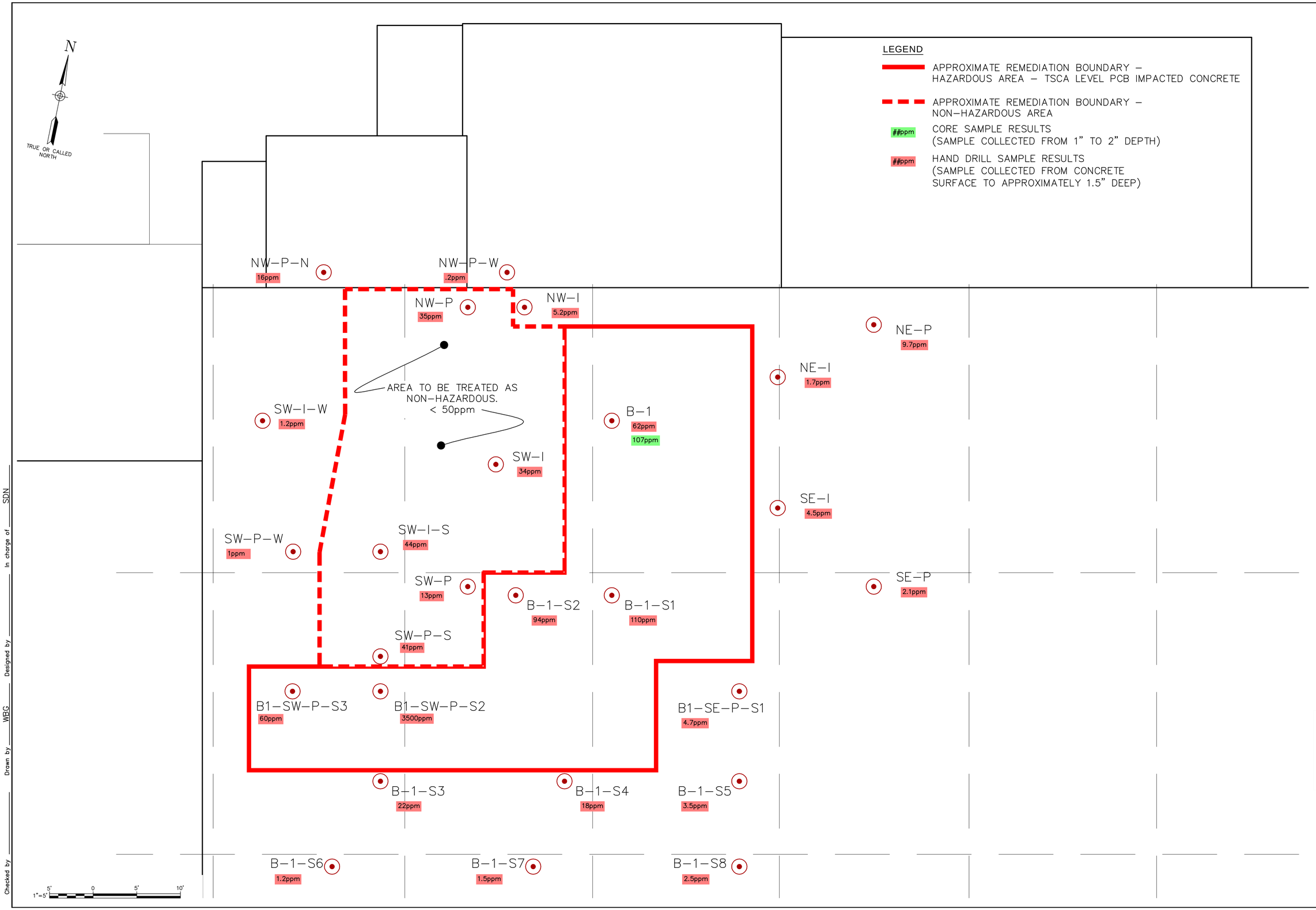

Plotted: Jan 28, 2019 – 8:09AM SYR By: WBG
C:\Users\wbg\appdata\local\temp\AcPublish_3816\1153.010.001_Sample Locations_NYSDEC SET (ID 1672518).dwg

Checked by _____ Drawn by WBG Designed by _____ In charge of SDN

IT IS A VIOLATION OF LAW FOR ANY PERSON, UNLESS THEY ARE ACTING UNDER THE DIRECTION OF A LICENSED PROFESSIONAL ENGINEER, ARCHITECT, LANDSCAPE ARCHITECT, OR LAND SURVEYOR, TO ALTER AN ITEM IN ANY WAY. IF AN ITEM BEARING THE STAMP OF A LICENSED PROFESSIONAL IS ALTERED, THE ALTERING ENGINEER, ARCHITECT, LANDSCAPE ARCHITECT, OR LAND SURVEYOR SHALL STAMP THE DOCUMENT AND INCLUDE THE NOTATION "ALTERED BY" FOLLOWED BY THEIR SIGNATURE, THE DATE OF SUCH ALTERATION, AND A SPECIFIC DESCRIPTION OF THE ALTERATION".

REVISIONS

AMPHENOL AEROSPACE
AMPHENOL–DEMOLITION WORK PLAN

AREA B–1 PCB SAMPLE LOCATIONS & RESULTS

TOWN OF SYDNEY DELAWARE COUNTY, NEW YORK

Barton & Loguidice

STATE OF NEW YORK SCOTT D. NOSTRAND LICENSED PROFESSIONAL ENGINEER No. 075449

Date JANUARY 2019

Scale 1" = 5'

Sheet Number FIGURE 2

Project Number 1153.010.001

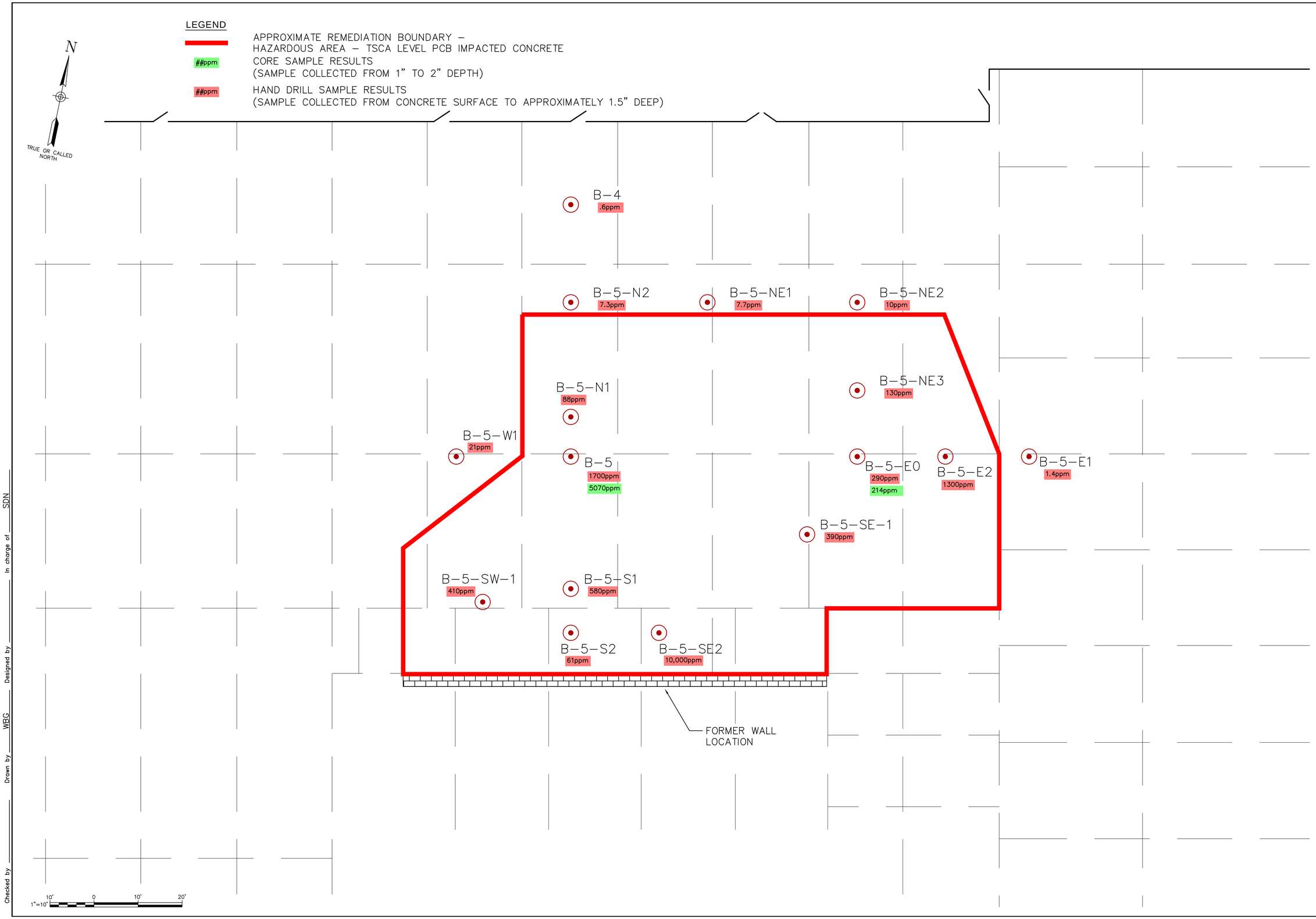

IT IS A VIOLATION OF LAW FOR ANY PERSON, UNLESS THEY ARE ACTING UNDER THE DIRECTION OF A LICENSED PROFESSIONAL ENGINEER, ARCHITECT, LANDSCAPE ARCHITECT, OR LAND SURVEYOR, TO ALTER AN ITEM IN ANY WAY. IF AN ITEM BEARING THE STAMP OF A LICENSED PROFESSIONAL IS ALTERED, THE ALTERING ENGINEER, ARCHITECT, LANDSCAPE ARCHITECT, OR LAND SURVEYOR SHALL STAMP THE DOCUMENT AND INCLUDE THE NOTATION "ALTERED BY" FOLLOWED BY THEIR SIGNATURE, THE DATE OF SUCH ALTERATION, AND A SPECIFIC DESCRIPTION OF THE ALTERATION".

REVISIONS

AMPHENOL AEROSPACE
AMPHENOL–DEMOLITION WORK PLAN

AREA B–5 PCB SAMPLE LOCATIONS & RESULTS

TOWN OF SYDNEY DELAWARE COUNTY, NEW YORK

Barton & Loguidice

STATE OF NEW YORK · SCOTT D. NOSTRAND · No. 075483 · LICENSED PROFESSIONAL ENGINEER

Date
JANUARY 2019

Scale
1" = 10'

Sheet Number
FIGURE 3

Project Number
1153.010.001

Plotted: Jan 28, 2019 – 8:09AM SYR By: WBG
C:\Users\wbg\appdata\local\temp\AcPublish_3816\1153.010.001_Sample Locations_NYSDEC SET (ID 1672518).dwg

Drawn by WBG Designed by In charge of SDN

Checked by

Table 1 – PCB Results Summary

Table 1
PCB Results Summary

Account:	**Barton & Loguidice, D.P.C.**
Project:	**Amphenol - Concrete Slab Sampling**
Project Number:	**1153.010.001**
Analysis Method	**PCBs - EPA 8082**

		9/6/2018								
	Client Sample ID:	B-1	B-2	B-3	B-4	--	--	--	--	--
	Matrix:	chip/dust	chip/dust	chip/dust	chip/dust	--	--	--	--	--
	DATE:	9/6/2018	9/6/2018	9/6/2018	9/6/2018	--	--	--	--	--
Analyte	Units	Results								
Aroclor 1016	ug/kg	ND	ND	ND	ND	--	--	--	--	--
Aroclor 1221	ug/kg	ND	ND	ND	ND	--	--	--	--	--
Aroclor 1232	ug/kg	ND	ND	ND	ND	--	--	--	--	--
Aroclor 1242	ug/kg	ND	ND	ND	ND	--	--	--	--	--
Aroclor 1248	ug/kg	62000	1000	390	600	--	--	--	--	--
Aroclor 1254	ug/kg	ND	ND	ND	ND	--	--	--	--	--
Aroclor 1260	ug/kg	ND	ND	ND	ND	--	--	--	--	--
Aroclor 1262	ug/kg	ND	ND	ND	ND	--	--	--	--	--
Aroclor 1268	ug/kg	ND	ND	ND	ND	--	--	--	--	--
Total PCBs	ug/kg	**62000**	**1000**	**390**	**600**	--	--	--	--	--
		10/23/2018								
	Client Sample ID:	(B-1) NW-P	(B-1) NE-P	(B-1) SE-P	(B-1) SW-P	(B-1) NW-I	(B-1) NE-I	(B-1) SE-I	(B-1) SW-1	B-5
	Matrix:	chip/dust	chip/dust	chip/dust	chip/dust	chip/dust	chip/dust	chip/dust	chip/dust	chip/dust
	DATE:	10/23/2018	10/23/2018	10/23/2018	10/23/2018	10/23/2018	10/23/2018	10/23/2018	10/23/2018	10/23/2018
Analyte	Units	Results								
Aroclor 1016	ug/kg	ND	ND	ND	ND	ND	ND	ND	ND	ND
Aroclor 1221	ug/kg	ND	ND	ND	ND	ND	ND	ND	ND	ND
Aroclor 1232	ug/kg	ND	ND	ND	ND	ND	ND	ND	ND	ND
Aroclor 1242	ug/kg	ND	ND	ND	ND	ND	ND	ND	ND	ND
Aroclor 1248	ug/kg	35000	9700	2100	13000	5200	1700	4500	34000	1700000
Aroclor 1254	ug/kg	ND	ND	ND	ND	ND	ND	ND	ND	ND
Aroclor 1260	ug/kg	ND	ND	ND	ND	ND	ND	ND	ND	ND
Aroclor 1262	ug/kg	ND	ND	ND	ND	ND	ND	ND	ND	ND
Aroclor 1268	ug/kg	ND	ND	ND	ND	ND	ND	ND	ND	ND
Total PCBs	ug/kg	**35000**	**9700**	**2100**	**13000**	**5200**	**1700**	**4500**	**34000**	**1700000**
		11/5/2018								
	Client Sample ID:	B-5 S1 DC	B-5 N1	B-5 W1	B-5 E1	B-5 S1	NW-P-N	NW-P-W	SW-I-W	SW-I-S
	Matrix:	chip/dust	chip/dust	chip/dust	chip/dust	chip/dust	chip/dust	chip/dust	chip/dust	chip/dust
	DATE:	11/5/2018	11/5/2018	11/5/2018	11/5/2018	11/5/2018	11/5/2018	11/5/2018	11/5/2018	11/5/2018
Analyte	Units	Results								
Aroclor 1016	ug/kg	ND	ND	ND	ND	ND	ND	ND	ND	ND
Aroclor 1221	ug/kg	ND	ND	ND	ND	ND	ND	ND	ND	ND
Aroclor 1232	ug/kg	ND	ND	ND	ND	ND	ND	ND	ND	ND
Aroclor 1242	ug/kg	ND	ND	ND	ND	ND	ND	ND	ND	ND
Aroclor 1248	ug/kg	580000	88000	21000	1400	390000	16000	220	1200	44000
Aroclor 1254	ug/kg	ND	ND	ND	ND	ND	ND	ND	ND	ND
Aroclor 1260	ug/kg	ND	ND	ND	ND	ND	ND	ND	ND	ND
Aroclor 1262	ug/kg	ND	ND	ND	ND	ND	ND	ND	ND	ND
Aroclor 1268	ug/kg	ND	ND	ND	ND	ND	ND	ND	ND	ND
Total PCBs	ug/kg	**580000**	**88000**	**21000**	**1400**	**390000**	**16000**	**220**	**1200**	**44000**
		11/8/2018								
	Client Sample ID:	SW-P-S	SW-P-W	B-5 S2	B-5 N2	B-5 EO	--	--	--	--
	Matrix:	chip/dust	chip/dust	chip/dust	chip/dust	chip/dust	--	--	--	--
	DATE:	11/8/2018	11/8/2018	11/8/2018	11/8/2018	11/8/2018	--	--	--	--
Analyte	Units	Results								
Aroclor 1016	ug/kg	ND	ND	ND	ND	ND	--	--	--	--
Aroclor 1221	ug/kg	ND	ND	ND	ND	ND	--	--	--	--
Aroclor 1232	ug/kg	ND	ND	ND	ND	ND	--	--	--	--
Aroclor 1242	ug/kg	ND	ND	ND	ND	ND	--	--	--	--
Aroclor 1248	ug/kg	41000	1000	61000	7300	290000	--	--	--	--
Aroclor 1254	ug/kg	ND	ND	ND	ND	ND	--	--	--	--
Aroclor 1260	ug/kg	ND	ND	ND	ND	ND	--	--	--	--
Aroclor 1262	ug/kg	ND	ND	ND	ND	ND	--	--	--	--
Aroclor 1268	ug/kg	ND	ND	ND	ND	ND	--	--	--	--
Total PCBs	ug/kg	**41000**	**1000**	**61000**	**7300**	**290000**	--	--	--	--

Notes
Exceedance of NYSDEC Commercial Cleanup Restrictions (25 ppm) highlighted in yellow.
ND - Analyte was not detected

Table 1
PCB Results Summary

Account:	**Barton & Loguidice, D.P.C.**
Project:	**Amphenol - Concrete Slab Sampling**
Project Number:	**1153.010.001**
Analysis Method	**PCBs - EPA 8082**

		12/3/2018								
	Client Sample ID:	B-5 1-2"	B-5-EO 1-2"	B-1 1-2"	B-5-SW-1	B-5-SE-1	B-5-SE-2	B-5-E-2	B-5-NE-1	B-5-NE-2
	Matrix:	core	core	core	chip/dust	chip/dust	chip/dust	chip/dust	chip/dust	chip/dust
	DATE:	12/3/2018	12/4/2018	12/5/2018	12/3/2018	12/3/2018	12/3/2018	12/3/2018	12/3/2018	12/3/2018
Analyte	Units	Results								
Aroclor 1016	ug/kg	ND	ND	ND	ND	ND	ND	ND	ND	ND
Aroclor 1221	ug/kg	ND	ND	ND	ND	ND	ND	ND	ND	ND
Aroclor 1232	ug/kg	ND	ND	ND	ND	ND	ND	ND	ND	ND
Aroclor 1242	ug/kg	ND	ND	ND	ND	ND	ND	ND	ND	ND
Aroclor 1248	ug/kg	5070000	214000	107000	410000	390000	10000000	1300000	7700	10000
Aroclor 1254	ug/kg	ND	ND	ND	ND	ND	ND	ND	ND	ND
Aroclor 1260	ug/kg	ND	ND	ND	ND	ND	ND	ND	ND	ND
Aroclor 1262	ug/kg	ND	ND	ND	ND	ND	ND	ND	ND	ND
Aroclor 1268	ug/kg	ND	ND	ND	ND	ND	ND	ND	ND	ND
Total PCBs	ug/kg	**5070000**	**214000**	**107000**	**410000**	**390000**	**10000000**	**1300000**	**7700**	**10000**

		12/3/2018								
	Client Sample ID:	B-5-NE-3	B-1-S-1	B-1-S-2	B1-SW-PS2	--	--	--	--	--
	Matrix:	chip/dust	chip/dust	chip/dust	chip/dust	--	--	--	--	--
	DATE:	12/3/2018	12/3/2018	12/3/2018	12/3/2018	--	--	--	--	--
Analyte	Units	Results								
Aroclor 1016	ug/kg	ND	ND	ND	ND	--	--	--	--	--
Aroclor 1221	ug/kg	ND	ND	ND	ND	--	--	--	--	--
Aroclor 1232	ug/kg	ND	ND	ND	ND	--	--	--	--	--
Aroclor 1242	ug/kg	ND	ND	ND	ND	--	--	--	--	--
Aroclor 1248	ug/kg	130000	110000	94000	3500000	--	--	--	--	--
Aroclor 1254	ug/kg	ND	ND	ND	ND	--	--	--	--	--
Aroclor 1260	ug/kg	ND	ND	ND	ND	--	--	--	--	--
Aroclor 1262	ug/kg	ND	ND	ND	ND	--	--	--	--	--
Aroclor 1268	ug/kg	ND	ND	ND	ND	--	--	--	--	--
Total PCBs	ug/kg	**130000**	**110000**	**94000**	**3500000**					--

		12/18/2018								
	Client Sample ID:	B1-SW-P-S3	B1-SE-P-S1	B-1-S3	B-1-S4	B-1-S5	B-1-S6	B-1-S7	B-1-S8	--
	Matrix:	chip/dust	chip/dust	chip/dust	chip/dust	chip/dust	chip/dust	chip/dust	chip/dust	--
	DATE:	12/18/2018	12/18/2018	12/18/2018	12/18/2018	12/18/2018	12/18/2018	12/18/2018	12/18/2018	--
Analyte	Units	Results								
Aroclor 1016	ug/kg	ND	ND	ND	ND	ND	ND	ND	ND	--
Aroclor 1221	ug/kg	ND	ND	ND	ND	ND	ND	ND	ND	--
Aroclor 1232	ug/kg	ND	ND	ND	ND	ND	ND	ND	ND	--
Aroclor 1242	ug/kg	ND	ND	ND	ND	ND	ND	ND	ND	--
Aroclor 1248	ug/kg	60000	4700	22000	18000	3500	1200	1500	2500	--
Aroclor 1254	ug/kg	ND	ND	ND	ND	ND	ND	ND	ND	--
Aroclor 1260	ug/kg	ND	ND	ND	ND	ND	ND	ND	ND	--
Aroclor 1262	ug/kg	ND	ND	ND	ND	ND	ND	ND	ND	--
Aroclor 1268	ug/kg	ND	ND	ND	ND	ND	ND	ND	ND	--
Total PCBs	ug/kg	**60000**	**4700**	**22000**	**18000**	**3500**	**1200**	**1500**	**2500**	--

		2/17/2019								
	Client Sample ID:	B-5 5-6"	B-5-EO 4-5"	B-1 4-5"	--	--	--	--	--	--
	Matrix:	core	core	core	--	--	--	--	--	--
	DATE:	2/17/2019	2/17/2019	2/17/2019	--	--	--	--	--	--
Analyte	Units	Results								
Aroclor 1016	ug/kg	ND	ND	ND	--	--	--	--	--	--
Aroclor 1221	ug/kg	ND	ND	ND	--	--	--	--	--	--
Aroclor 1232	ug/kg	ND	ND	ND	--	--	--	--	--	--
Aroclor 1242	ug/kg	ND	ND	ND	--	--	--	--	--	--
Aroclor 1248	ug/kg	37000	1060000	16500	--	--	--	--	--	--
Aroclor 1254	ug/kg	ND	ND	ND	--	--	--	--	--	--
Aroclor 1260	ug/kg	ND	ND	ND	--	--	--	--	--	--
Aroclor 1262	ug/kg	ND	ND	ND	--	--	--	--	--	--
Aroclor 1268	ug/kg	ND	ND	ND	--	--	--	--	--	--
Total PCBs	ug/kg	**37000**	**1060000**	**16500**	--	--	--	--	--	--

Notes
Exceedance of NYSDEC Commercial Cleanup Restrictions (25 ppm) highlighted in yellow.
ND - Analyte was not detected

Appendix A

Laboratory Analytical Results

Experience is the solution
314 North Pearl Street ♦ Albany, New York 12207
(800) 848-4983 ♦ (518) 434-4546 ♦ Fax (518) 434-0891

September 17, 2018

Matt Stodel
Barton & Loguidice, P.C.
443 Electronics Parkway
Liverpool, NY 13088

TEL: (315) 457-5200

Work Order No: 180907088
PO#: 1153.010.001

RE: Concrete Slab Sampling
Amphenol

Dear Matt Stodel:

Adirondack Environmental Services, Inc received 6 samples on 9/7/2018 for the analyses presented in the following report.

Please see case narrative for specifics on analysis.

If you have any questions regarding these tests results, please feel free to call.

Sincerely,

ELAP#: 10709

Krzysztof Trafalski
Laboratory Manager

Adirondack Environmental Services, Inc — CASE NARRATIVE

CLIENT:	Barton & Loguidice, P.C.	**Date:**	*17-Sep-18*
Project:	Concrete Slab Sampling		
Lab Order:	180907088		

Sample containers were not supplied by Adirondack Environmental Services.

Definitions - RL: Reporting Limit DF: Dilution factor

Qualifiers:

ND : Not Detected at reporting limit	C: CCV below acceptable Limits
J: Analyte detected below quantitation limit	C+: CCV above acceptable Limits
B: Analyte detected in Blank	S: LCS Spike recovery is below acceptable limits
X : Exceeds maximum contamination limit	S+: LCS Spike recovery is above acceptable limits
H: Hold time exceeded	Z: Duplication outside acceptable limits
N: Matrix Spike below acceptable limits	T : Tentatively Identified Compound-Estimated
N+: Matrix Spike is above acceptable limits	E :Above quantitation range-Estimated

Note : All Results are reported as wet weight unless noted

The results relate only to the items tested. Information supplied by the client is assumed to be correct.

Adirondack Environmental Services, Inc

Date: *17-Sep-18*

CLIENT: Barton & Loguidice, P.C.
Project: Concrete Slab Sampling
Amphenol

LabWork Order: **180907088**
PO#: 1153.010.001

Lab SampleID: 180907088-001 **Collection Date:** 9/6/2018
Client Sample ID: W-1 **Matrix:** WIPE

Analyses	Result	RL	Qual	Units	DF	Date Analyzed
POLYCHLORINATED BIPHENYLS - EPA 8082A (**Prep: SW3650 - 9/10/2018**)						Analyst: **KF**
PCB, Total	**21.8**	5.0		µg/100cm2	5	9/11/2018 2:13:01 PM
Surr: Decachlorobiphenyl	**60.0**	52.3-151		%REC	5	9/11/2018 2:13:01 PM

Lab SampleID: 180907088-002 **Collection Date:** 9/6/2018
Client Sample ID: W-4 **Matrix:** WIPE

Analyses	Result	RL	Qual	Units	DF	Date Analyzed
POLYCHLORINATED BIPHENYLS - EPA 8082A (**Prep: SW3650 - 9/10/2018**)						Analyst: **KF**
PCB, Total	**13.0**	5.0		µg/100cm2	5	9/11/2018 2:26:45 PM
Surr: Decachlorobiphenyl	**55.0**	52.3-151		%REC	5	9/11/2018 2:26:45 PM

Lab SampleID: 180907088-003 **Collection Date:** 9/6/2018
Client Sample ID: B-1 **Matrix:** SOLID

Analyses	Result	RL	Qual	Units	DF	Date Analyzed
POLYCHLORINATED BIPHENYLS - EPA 8082A (**Prep: SW3545A - 9/10/2018**)						Analyst: **KF**
Aroclor 1016	**ND**	3300		µg/Kg	100	9/10/2018 4:36:04 PM
Aroclor 1221	**ND**	3300		µg/Kg	100	9/10/2018 4:36:04 PM
Aroclor 1232	**ND**	3300		µg/Kg	100	9/10/2018 4:36:04 PM
Aroclor 1242	**ND**	3300		µg/Kg	100	9/10/2018 4:36:04 PM
Aroclor 1248	**62000**	3300		µg/Kg	100	9/10/2018 4:36:04 PM
Aroclor 1254	**ND**	3300		µg/Kg	100	9/10/2018 4:36:04 PM
Aroclor 1260	**ND**	3300		µg/Kg	100	9/10/2018 4:36:04 PM
Aroclor 1262	**ND**	3300		µg/Kg	100	9/10/2018 4:36:04 PM
Aroclor 1268	**ND**	3300		µg/Kg	100	9/10/2018 4:36:04 PM
Surr: Decachlorobiphenyl	**0**	48.1-152	S	%REC	100	9/10/2018 4:36:04 PM

Adirondack Environmental Services, Inc

Date: *17-Sep-18*

CLIENT: Barton & Loguidice, P.C.
Project: Concrete Slab Sampling
Amphenol

LabWork Order: **180907088**
PO#: 1153.010.001

Lab SampleID: 180907088-004 **Collection Date:** 9/6/2018
Client Sample ID: B-2 **Matrix:** SOLID

Analyses	Result	RL	Qual	Units	DF	Date Analyzed
POLYCHLORINATED BIPHENYLS - EPA 8082A (**Prep: SW3545A - 9/10/2018**)						Analyst: **KF**
Aroclor 1016	**ND**	330		µg/Kg	10	9/10/2018 4:49:44 PM
Aroclor 1221	**ND**	330		µg/Kg	10	9/10/2018 4:49:44 PM
Aroclor 1232	**ND**	330		µg/Kg	10	9/10/2018 4:49:44 PM
Aroclor 1242	**ND**	330		µg/Kg	10	9/10/2018 4:49:44 PM
Aroclor 1248	**1000**	330		µg/Kg	10	9/10/2018 4:49:44 PM
Aroclor 1254	**ND**	330		µg/Kg	10	9/10/2018 4:49:44 PM
Aroclor 1260	**ND**	330		µg/Kg	10	9/10/2018 4:49:44 PM
Aroclor 1262	**ND**	330		µg/Kg	10	9/10/2018 4:49:44 PM
Aroclor 1268	**ND**	330		µg/Kg	10	9/10/2018 4:49:44 PM
Surr: Decachlorobiphenyl	**80.0**	48.1-152		%REC	10	9/10/2018 4:49:44 PM

Lab SampleID: 180907088-005 **Collection Date:** 9/6/2018
Client Sample ID: B-3 **Matrix:** SOLID

Analyses	Result	RL	Qual	Units	DF	Date Analyzed
POLYCHLORINATED BIPHENYLS - EPA 8082A (**Prep: SW3545A - 9/10/2018**)						Analyst: **KF**
Aroclor 1016	**ND**	330		µg/Kg	10	9/10/2018 5:03:26 PM
Aroclor 1221	**ND**	330		µg/Kg	10	9/10/2018 5:03:26 PM
Aroclor 1232	**ND**	330		µg/Kg	10	9/10/2018 5:03:26 PM
Aroclor 1242	**ND**	330		µg/Kg	10	9/10/2018 5:03:26 PM
Aroclor 1248	**390**	330		µg/Kg	10	9/10/2018 5:03:26 PM
Aroclor 1254	**ND**	330		µg/Kg	10	9/10/2018 5:03:26 PM
Aroclor 1260	**ND**	330		µg/Kg	10	9/10/2018 5:03:26 PM
Aroclor 1262	**ND**	330		µg/Kg	10	9/10/2018 5:03:26 PM
Aroclor 1268	**ND**	330		µg/Kg	10	9/10/2018 5:03:26 PM
Surr: Decachlorobiphenyl	**80.0**	48.1-152		%REC	10	9/10/2018 5:03:26 PM

Adirondack Environmental Services, Inc

Date: *17-Sep-18*

CLIENT: Barton & Loguidice, P.C.
Project: Concrete Slab Sampling
Amphenol

LabWork Order: **180907088**
PO#: 1153.010.001

Lab SampleID: 180907088-006
Collection Date: 9/6/2018
Client Sample ID: B-4
Matrix: SOLID

Analyses	Result	RL	Qual	Units	DF	Date Analyzed
POLYCHLORINATED BIPHENYLS - EPA 8082A (**Prep: SW3545A - 9/10/2018**)						Analyst: **KF**
Aroclor 1016	**ND**	330		µg/Kg	10	9/10/2018 5:17:04 PM
Aroclor 1221	**ND**	330		µg/Kg	10	9/10/2018 5:17:04 PM
Aroclor 1232	**ND**	330		µg/Kg	10	9/10/2018 5:17:04 PM
Aroclor 1242	**ND**	330		µg/Kg	10	9/10/2018 5:17:04 PM
Aroclor 1248	**600**	330		µg/Kg	10	9/10/2018 5:17:04 PM
Aroclor 1254	**ND**	330		µg/Kg	10	9/10/2018 5:17:04 PM
Aroclor 1260	**ND**	330		µg/Kg	10	9/10/2018 5:17:04 PM
Aroclor 1262	**ND**	330		µg/Kg	10	9/10/2018 5:17:04 PM
Aroclor 1268	**ND**	330		µg/Kg	10	9/10/2018 5:17:04 PM
Surr: Decachlorobiphenyl	**100**	48.1-152		%REC	10	9/10/2018 5:17:04 PM

Adirondack Environmental Services Inc
314 North Pearl Street
Albany, NY 12207
518-434-4546 / 518-434-0891 FAX

EXPERIENCE IS THE SOLUTION

CHAIN OF CUSTODY RECORD

AES Work Order#: 180907088

A full service analytical research laboratory offering solutions to environmental concerns

Client Name: Barton & Loguidice	Address: 443 Electronics Parkway , Liverpool, NY 13088	
Send Report to: mstrodel@bartonandloguidice.com, snostrand@bartonandloguidice.com	Project Name (Location): Amphenol Concrete Slab Sampling	Samplers Name: Matt Strodel
Client Phone #: 315-457-5200	Client PO #: 1153.010.001	Samplers Signature:
Client Email: mstrodel@bartonandloguidice.com		

AES Sample Number	Client Sample Identification & Location	Date Sampled	Time A=am P=pm		Sample Type Matrix	C	G	Number of Cont's	Analysis
001	W-1	9/6/2018	9:50	AP	Wipe		X	1	PCBs - 8082-3540C
002	W-4	9/6/2018	11:24	AP	Wipe		X	1	PCBs - 8082-3540C
				AP					
003	B-1	9/6/2018	10:00	AP	Solid		X	1	PCBs - EPA 8082
004	B-2	9/6/2018	10:33	AP	Solid		X	1	PCBs - EPA 8082
005	B-3	9/6/2018	11:10	AP	Solid		X	1	PCBs - EPA 8082
006	B-4	9/6/2018	11:30	AP	Solid		X	1	PCBs - EPA 8082
				AP					
				AP					
				AP					
				AP					
				AP					
				AP					
				AP					
				AP					

Shipment Arrived Via:
FedEx UPS Client AES Other:_____

Turnaround Time Requested:
1 Day 3 Day **Normal**
2 Day 5 Day
NOTE: Samples received after 3:30pm are considered next business day.

Special Instructions/Remarks: B-4 Limited sample volume
Sample containers were not supplied by AES J.M. 9/7/18

Relinquished by: (Signature) 09/06/18 15:30	Received by: (Signature)	Date	Time
Relinquished by: (Signature)	Received by: (Signature)	Date	Time
Relinquished by: (Signature)	Received for Laboratory by:	Date 9/7/18	Time 1:40pm

Sample Temperature	Properly Preserved	Received Within Holding Times
Ambient Chilled	Y N	Y N
Notes:_____	Notes:_____	

Demo
180907088

Adirondack Environmental Services Inc.
Experience is the solution
314 North Pearl Street • Albany, New York 12207 • (518) 434-4546 • Fax (518) 434-0891

TERMS, CONDITIONS & LIMITATIONS

All service rendered by the **Adirondack Environmental Services, Inc.** are undertaken and all rates are based upon the following terms:

(a) Neither **Adirondack Environmental Services, Inc.**, nor any of its employees, agents or sub-contractors shall be liable for any loss or damage arising out of **Adirondack Environmental Services, Inc.'s** performance or nonperformance, whether by way of negligence or breach of contract, or otherwise, in any amount greater than twice the amount billed to the customer for the work leading to the claim of the customer. Said remedy shall be the sole and exclusive remedy against **Adirondack Environmental Services, Inc.** arising out of its work.

(b) All claims made must be in writing within forty-five (45) days after delivery of the **Adirondack Environmental Services, Inc.** report regarding said work or such claim shall be deemed or irrevocably waived.

(c) **Adirondack Environmental Services, Inc.** reports are submitted in writing and are for our customers only. Our customers are considered to be only those entities being billed for our services. Acquisition of an **Adirondack Environmental Services, Inc.** report by other than our customer does not constitute a representation of **Adirondack Environmental Services, Inc.** as to the accuracy of the contents thereof.

(d) In no event shall **Adirondack Environmental Services, Inc.**, its employees, agents or sub-contractors be responsible for consequential or special damages of any kind or in any amount.

(e) No deviation from the terms set forth herein shall bind **Adirondack Environmental Services, Inc.** unless in writing and signed by a Director of **Adirondack Environmental Services, Inc.**

(f) Results pertain only to items analyzed. Information supplied by client is assumed to be correct. This information may be used on reports and in calculations and **Adirondack Environmental Services, Inc.** is not responsible for the accuracy of this information.

(g) Payments by Credit Card/Purchase Cards are subject to a 3% additional charge.

Experience is the solution
314 North Pearl Street ♦ Albany, New York 12207
(800) 848-4983 ♦ (518) 434-4546 ♦ Fax (518) 434-0891

October 29, 2018

M. Strodel
Barton & Loguidice
10 Airline Drive
Albany, NY 12205

TEL: (518) 218-1801

Work Order No: 181025010

RE: Concrete Slab Sampling
Amphenol

Dear M. Strodel:

Adirondack Environmental Services, Inc received 10 samples on 10/25/2018 for the analyses presented in the following report.

Please see case narrative for specifics on analysis.

If you have any questions regarding these tests results, please feel free to call.

Sincerely,

ELAP#: 10709

Tara Daniels
Laboratory Director

Adirondack Environmental Services, Inc — CASE NARRATIVE

CLIENT:	Barton & Loguidice	**Date:**	*29-Oct-18*
Project:	Concrete Slab Sampling		
Lab Order:	181025010		

Sample containers were not supplied by Adirondack Environmental Services.

Definitions - RL: Reporting Limit DF: Dilution factor

Qualifiers:

ND : Not Detected at reporting limit	C: CCV below acceptable Limits
J: Analyte detected below quantitation limit	C+: CCV above acceptable Limits
B: Analyte detected in Blank	S: LCS Spike recovery is below acceptable limits
X : Exceeds maximum contamination limit	S+: LCS Spike recovery is above acceptable limits
H: Hold time exceeded	Z: Duplication outside acceptable limits
N: Matrix Spike below acceptable limits	T : Tentatively Identified Compound-Estimated
N+: Matrix Spike is above acceptable limits	E :Above quantitation range-Estimated

Note : All Results are reported as wet weight unless noted

The results relate only to the items tested. Information supplied by the client is assumed to be correct.

Adirondack Environmental Services, Inc

Date: *29-Oct-18*

CLIENT: Barton & Loguidice
Project: Concrete Slab Sampling
Amphenol

LabWork Order: **181025010**
PO#:

Lab SampleID: 181025010-001 **Collection Date:** 10/23/2018
Client Sample ID: (B-1) NW-P **Matrix:** SOLID

Analyses	Result	RL	Qual	Units	DF	Date Analyzed
POLYCHLORINATED BIPHENYLS - EPA 8082A (**Prep: SW3545A - 10/25/2018**)						Analyst: **KF**
Aroclor 1016	**ND**	670		µg/Kg-dry	20	10/25/2018 9:33:16 PM
Aroclor 1221	**ND**	670		µg/Kg-dry	20	10/25/2018 9:33:16 PM
Aroclor 1232	**ND**	670		µg/Kg-dry	20	10/25/2018 9:33:16 PM
Aroclor 1242	**ND**	670		µg/Kg-dry	20	10/25/2018 9:33:16 PM
Aroclor 1248	**35000**	670		µg/Kg-dry	20	10/25/2018 9:33:16 PM
Aroclor 1254	**ND**	670		µg/Kg-dry	20	10/25/2018 9:33:16 PM
Aroclor 1260	**ND**	670		µg/Kg-dry	20	10/25/2018 9:33:16 PM
Aroclor 1262	**ND**	670		µg/Kg-dry	20	10/25/2018 9:33:16 PM
Aroclor 1268	**ND**	670		µg/Kg-dry	20	10/25/2018 9:33:16 PM
Surr: Decachlorobiphenyl	**40.0**	48.1-152	S	%REC	20	10/25/2018 9:33:16 PM
MOISTURE CONTENT-ASTM D2216 (NOT ELAP CERTIFIED)						Analyst: **TSZ**
Percent Moisture	**1.9**	0.1		wt%	1	10/26/2018

Lab SampleID: 181025010-002 **Collection Date:** 10/23/2018
Client Sample ID: (B-1) NE-P **Matrix:** SOLID

Analyses	Result	RL	Qual	Units	DF	Date Analyzed
POLYCHLORINATED BIPHENYLS - EPA 8082A (**Prep: SW3545A - 10/25/2018**)						Analyst: **KF**
Aroclor 1016	**ND**	660		µg/Kg-dry	20	10/25/2018 3:18:34 PM
Aroclor 1221	**ND**	660		µg/Kg-dry	20	10/25/2018 3:18:34 PM
Aroclor 1232	**ND**	660		µg/Kg-dry	20	10/25/2018 3:18:34 PM
Aroclor 1242	**ND**	660		µg/Kg-dry	20	10/25/2018 3:18:34 PM
Aroclor 1248	**9700**	660		µg/Kg-dry	20	10/25/2018 3:18:34 PM
Aroclor 1254	**ND**	660		µg/Kg-dry	20	10/25/2018 3:18:34 PM
Aroclor 1260	**ND**	660		µg/Kg-dry	20	10/25/2018 3:18:34 PM
Aroclor 1262	**ND**	660		µg/Kg-dry	20	10/25/2018 3:18:34 PM
Aroclor 1268	**ND**	660		µg/Kg-dry	20	10/25/2018 3:18:34 PM
Surr: Decachlorobiphenyl	**80.0**	48.1-152		%REC	20	10/25/2018 3:18:34 PM
MOISTURE CONTENT-ASTM D2216 (NOT ELAP CERTIFIED)						Analyst: **TSZ**
Percent Moisture	**0.5**	0.1		wt%	1	10/26/2018

Adirondack Environmental Services, Inc

Date: *29-Oct-18*

CLIENT: Barton & Loguidice
Project: Concrete Slab Sampling
Amphenol

LabWork Order: **181025010**
PO#:

Lab SampleID: 181025010-003 **Collection Date:** 10/23/2018
Client Sample ID: (B-1) SE-P **Matrix:** SOLID

Analyses	Result	RL	Qual	Units	DF	Date Analyzed
POLYCHLORINATED BIPHENYLS - EPA 8082A (**Prep: SW3545A - 10/25/2018**)						Analyst: **KF**
Aroclor 1016	**ND**	660		µg/Kg-dry	20	10/25/2018 3:31:45 PM
Aroclor 1221	**ND**	660		µg/Kg-dry	20	10/25/2018 3:31:45 PM
Aroclor 1232	**ND**	660		µg/Kg-dry	20	10/25/2018 3:31:45 PM
Aroclor 1242	**ND**	660		µg/Kg-dry	20	10/25/2018 3:31:45 PM
Aroclor 1248	**2100**	660		µg/Kg-dry	20	10/25/2018 3:31:45 PM
Aroclor 1254	**ND**	660		µg/Kg-dry	20	10/25/2018 3:31:45 PM
Aroclor 1260	**ND**	660		µg/Kg-dry	20	10/25/2018 3:31:45 PM
Aroclor 1262	**ND**	660		µg/Kg-dry	20	10/25/2018 3:31:45 PM
Aroclor 1268	**ND**	660		µg/Kg-dry	20	10/25/2018 3:31:45 PM
Surr: Decachlorobiphenyl	**80.0**	48.1-152		%REC	20	10/25/2018 3:31:45 PM
MOISTURE CONTENT-ASTM D2216 (NOT ELAP CERTIFIED)						Analyst: **TSZ**
Percent Moisture	**0.5**	0.1		wt%	1	10/26/2018

Lab SampleID: 181025010-004 **Collection Date:** 10/23/2018
Client Sample ID: (B-1) SW-P **Matrix:** SOLID

Analyses	Result	RL	Qual	Units	DF	Date Analyzed
POLYCHLORINATED BIPHENYLS - EPA 8082A (**Prep: SW3545A - 10/25/2018**)						Analyst: **KF**
Aroclor 1016	**ND**	660		µg/Kg-dry	20	10/25/2018 3:44:57 PM
Aroclor 1221	**ND**	660		µg/Kg-dry	20	10/25/2018 3:44:57 PM
Aroclor 1232	**ND**	660		µg/Kg-dry	20	10/25/2018 3:44:57 PM
Aroclor 1242	**ND**	660		µg/Kg-dry	20	10/25/2018 3:44:57 PM
Aroclor 1248	**13000**	660		µg/Kg-dry	20	10/25/2018 3:44:57 PM
Aroclor 1254	**ND**	660		µg/Kg-dry	20	10/25/2018 3:44:57 PM
Aroclor 1260	**ND**	660		µg/Kg-dry	20	10/25/2018 3:44:57 PM
Aroclor 1262	**ND**	660		µg/Kg-dry	20	10/25/2018 3:44:57 PM
Aroclor 1268	**ND**	660		µg/Kg-dry	20	10/25/2018 3:44:57 PM
Surr: Decachlorobiphenyl	**80.0**	48.1-152		%REC	20	10/25/2018 3:44:57 PM
MOISTURE CONTENT-ASTM D2216 (NOT ELAP CERTIFIED)						Analyst: **TSZ**
Percent Moisture	**0.4**	0.1		wt%	1	10/26/2018

Adirondack Environmental Services, Inc

Date: *29-Oct-18*

CLIENT: Barton & Loguidice
Project: Concrete Slab Sampling
Amphenol

LabWork Order: **181025010**
PO#:

Lab SampleID: 181025010-005 **Collection Date:** 10/23/2018
Client Sample ID: (B-1) NW-I **Matrix:** SOLID

Analyses	Result	RL	Qual	Units	DF	Date Analyzed
POLYCHLORINATED BIPHENYLS - EPA 8082A (**Prep: SW3545A - 10/25/2018**)						Analyst: **KF**
Aroclor 1016	**ND**	660		µg/Kg-dry	20	10/25/2018 3:58:13 PM
Aroclor 1221	**ND**	660		µg/Kg-dry	20	10/25/2018 3:58:13 PM
Aroclor 1232	**ND**	660		µg/Kg-dry	20	10/25/2018 3:58:13 PM
Aroclor 1242	**ND**	660		µg/Kg-dry	20	10/25/2018 3:58:13 PM
Aroclor 1248	**5200**	660		µg/Kg-dry	20	10/25/2018 3:58:13 PM
Aroclor 1254	**ND**	660		µg/Kg-dry	20	10/25/2018 3:58:13 PM
Aroclor 1260	**ND**	660		µg/Kg-dry	20	10/25/2018 3:58:13 PM
Aroclor 1262	**ND**	660		µg/Kg-dry	20	10/25/2018 3:58:13 PM
Aroclor 1268	**ND**	660		µg/Kg-dry	20	10/25/2018 3:58:13 PM
Surr: Decachlorobiphenyl	**80.0**	48.1-152		%REC	20	10/25/2018 3:58:13 PM
MOISTURE CONTENT-ASTM D2216 (NOT ELAP CERTIFIED)						Analyst: **TSZ**
Percent Moisture	**0.4**	0.1		wt%	1	10/26/2018

Lab SampleID: 181025010-006 **Collection Date:** 10/23/2018
Client Sample ID: (B-1) NE-I **Matrix:** SOLID

Analyses	Result	RL	Qual	Units	DF	Date Analyzed
POLYCHLORINATED BIPHENYLS - EPA 8082A (**Prep: SW3545A - 10/25/2018**)						Analyst: **KF**
Aroclor 1016	**ND**	680		µg/Kg-dry	20	10/25/2018 4:11:27 PM
Aroclor 1221	**ND**	680		µg/Kg-dry	20	10/25/2018 4:11:27 PM
Aroclor 1232	**ND**	680		µg/Kg-dry	20	10/25/2018 4:11:27 PM
Aroclor 1242	**ND**	680		µg/Kg-dry	20	10/25/2018 4:11:27 PM
Aroclor 1248	**1700**	680		µg/Kg-dry	20	10/25/2018 4:11:27 PM
Aroclor 1254	**ND**	680		µg/Kg-dry	20	10/25/2018 4:11:27 PM
Aroclor 1260	**ND**	680		µg/Kg-dry	20	10/25/2018 4:11:27 PM
Aroclor 1262	**ND**	680		µg/Kg-dry	20	10/25/2018 4:11:27 PM
Aroclor 1268	**ND**	680		µg/Kg-dry	20	10/25/2018 4:11:27 PM
Surr: Decachlorobiphenyl	**80.0**	48.1-152		%REC	20	10/25/2018 4:11:27 PM
MOISTURE CONTENT-ASTM D2216 (NOT ELAP CERTIFIED)						Analyst: **TSZ**
Percent Moisture	**2.7**	0.1		wt%	1	10/26/2018

Adirondack Environmental Services, Inc

Date: *29-Oct-18*

CLIENT: Barton & Loguidice
Project: Concrete Slab Sampling
Amphenol

LabWork Order: **181025010**
PO#:

Lab SampleID: 181025010-007 **Collection Date:** 10/23/2018
Client Sample ID: (B-1) SE-I **Matrix:** SOLID

Analyses	Result	RL	Qual	Units	DF	Date Analyzed
POLYCHLORINATED BIPHENYLS - EPA 8082A (**Prep: SW3545A - 10/25/2018**)						Analyst: **KF**
Aroclor 1016	**ND**	680		µg/Kg-dry	20	10/25/2018 6:42:34 PM
Aroclor 1221	**ND**	680		µg/Kg-dry	20	10/25/2018 6:42:34 PM
Aroclor 1232	**ND**	680		µg/Kg-dry	20	10/25/2018 6:42:34 PM
Aroclor 1242	**ND**	680		µg/Kg-dry	20	10/25/2018 6:42:34 PM
Aroclor 1248	**4500**	680		µg/Kg-dry	20	10/25/2018 6:42:34 PM
Aroclor 1254	**ND**	680		µg/Kg-dry	20	10/25/2018 6:42:34 PM
Aroclor 1260	**ND**	680		µg/Kg-dry	20	10/25/2018 6:42:34 PM
Aroclor 1262	**ND**	680		µg/Kg-dry	20	10/25/2018 6:42:34 PM
Aroclor 1268	**ND**	680		µg/Kg-dry	20	10/25/2018 6:42:34 PM
Surr: Decachlorobiphenyl	**80.0**	48.1-152		%REC	20	10/25/2018 6:42:34 PM
MOISTURE CONTENT-ASTM D2216 (NOT ELAP CERTIFIED)						Analyst: **TSZ**
Percent Moisture	**2.6**	0.1		wt%	1	10/26/2018

Lab SampleID: 181025010-008 **Collection Date:** 10/23/2018
Client Sample ID: (B-1) SW-I **Matrix:** SOLID

Analyses	Result	RL	Qual	Units	DF	Date Analyzed
POLYCHLORINATED BIPHENYLS - EPA 8082A (**Prep: SW3545A - 10/25/2018**)						Analyst: **KF**
Aroclor 1016	**ND**	670		µg/Kg-dry	20	10/25/2018 6:55:45 PM
Aroclor 1221	**ND**	670		µg/Kg-dry	20	10/25/2018 6:55:45 PM
Aroclor 1232	**ND**	670		µg/Kg-dry	20	10/25/2018 6:55:45 PM
Aroclor 1242	**ND**	670		µg/Kg-dry	20	10/25/2018 6:55:45 PM
Aroclor 1248	**34000**	670		µg/Kg-dry	20	10/25/2018 6:55:45 PM
Aroclor 1254	**ND**	670		µg/Kg-dry	20	10/25/2018 6:55:45 PM
Aroclor 1260	**ND**	670		µg/Kg-dry	20	10/25/2018 6:55:45 PM
Aroclor 1262	**ND**	670		µg/Kg-dry	20	10/25/2018 6:55:45 PM
Aroclor 1268	**ND**	670		µg/Kg-dry	20	10/25/2018 6:55:45 PM
Surr: Decachlorobiphenyl	**80.0**	48.1-152		%REC	20	10/25/2018 6:55:45 PM
MOISTURE CONTENT-ASTM D2216 (NOT ELAP CERTIFIED)						Analyst: **TSZ**
Percent Moisture	**1.9**	0.1		wt%	1	10/26/2018

Adirondack Environmental Services, Inc

Date: *29-Oct-18*

CLIENT: Barton & Loguidice
Project: Concrete Slab Sampling
Amphenol

LabWork Order: **181025010**
PO#:

Lab SampleID: 181025010-009 **Collection Date:** 10/23/2018
Client Sample ID: B-5 **Matrix:** SOLID

Analyses	Result	RL	Qual	Units	DF	Date Analyzed
POLYCHLORINATED BIPHENYLS - EPA 8082A (**Prep: SW3545A - 10/25/2018**)						Analyst: **KF**
Aroclor 1016	**ND**	35000		µg/Kg-dry	1000	10/25/2018 9:19:54 PM
Aroclor 1221	**ND**	35000		µg/Kg-dry	1000	10/25/2018 9:19:54 PM
Aroclor 1232	**ND**	35000		µg/Kg-dry	1000	10/25/2018 9:19:54 PM
Aroclor 1242	**ND**	35000		µg/Kg-dry	1000	10/25/2018 9:19:54 PM
Aroclor 1248	**1700000**	35000		µg/Kg-dry	1000	10/25/2018 9:19:54 PM
Aroclor 1254	**ND**	35000		µg/Kg-dry	1000	10/25/2018 9:19:54 PM
Aroclor 1260	**ND**	35000		µg/Kg-dry	1000	10/25/2018 9:19:54 PM
Aroclor 1262	**ND**	35000		µg/Kg-dry	1000	10/25/2018 9:19:54 PM
Aroclor 1268	**ND**	35000		µg/Kg-dry	1000	10/25/2018 9:19:54 PM
Surr: Decachlorobiphenyl	**0**	48.1-152	S	%REC	1000	10/25/2018 9:19:54 PM
MOISTURE CONTENT-ASTM D2216 (NOT ELAP CERTIFIED)						Analyst: **TSZ**
Percent Moisture	**6.2**	0.1		wt%	1	10/26/2018

Lab SampleID: 181025010-010 **Collection Date:** 10/23/2018
Client Sample ID: B-1 DUPE **Matrix:** SOLID

Analyses	Result	RL	Qual	Units	DF	Date Analyzed
POLYCHLORINATED BIPHENYLS - EPA 8082A (**Prep: SW3545A - 10/25/2018**)						Analyst: **KF**
Aroclor 1016	**ND**	670		µg/Kg-dry	20	10/25/2018 7:22:19 PM
Aroclor 1221	**ND**	670		µg/Kg-dry	20	10/25/2018 7:22:19 PM
Aroclor 1232	**ND**	670		µg/Kg-dry	20	10/25/2018 7:22:19 PM
Aroclor 1242	**ND**	670		µg/Kg-dry	20	10/25/2018 7:22:19 PM
Aroclor 1248	**33000**	670		µg/Kg-dry	20	10/25/2018 7:22:19 PM
Aroclor 1254	**ND**	670		µg/Kg-dry	20	10/25/2018 7:22:19 PM
Aroclor 1260	**ND**	670		µg/Kg-dry	20	10/25/2018 7:22:19 PM
Aroclor 1262	**ND**	670		µg/Kg-dry	20	10/25/2018 7:22:19 PM
Aroclor 1268	**ND**	670		µg/Kg-dry	20	10/25/2018 7:22:19 PM
Surr: Decachlorobiphenyl	**80.0**	48.1-152		%REC	20	10/25/2018 7:22:19 PM
MOISTURE CONTENT-ASTM D2216 (NOT ELAP CERTIFIED)						Analyst: **TSZ**
Percent Moisture	**1.6**	0.1		wt%	1	10/26/2018

Adirondack Environmental Services Inc.
Experience is the solution
314 North Pearl Street
Albany, New York 12207
518-434-4546/434-0891 FAX

A full service analytical research laboratory offering solutions to environmental concerns

CHAIN OF CUSTODY RECORD

AES Work Order # 181025010

Client Name: Barton & Loguidice	Address: 443 Electronics Pkwy Liverpool NY 13088		
Send Report To: mstrodel@bartonandloguidice.com spostrand "	Project Name (Location) Amphenol concrete slab sampling		Samplers: (Names) Dan Vandam
Client Phone No: 315-457-5200	Client Email: ✓	PO Number: 1153.010.001	Samplers: (Signature) Dan Vandam

AES Sample Number	Client Sample Identification & Location	Date Sampled	Time A=a.m. P=p.m.		Sample Type Matrix	Comp	Grab	Number of Cont's	Analysis Required
001	(B-1) NW-P	10/23/18	1000	A	Solid		✓	1	PCBs - EPA 8082
002	(B-1) NE-P		1020	A			✓		
003	(B-1) SE-P		1035	A			✓		
004	(B-1) SW-P		1055	A			✓		
005	(B-1) NW-I		1115	A			✓		
006	(B-1) NE-I		1135	A			✓		
007	(B-1) SE-I		12	P			✓		
008	(B-1) SW-I		1215	P			✓		
009	B-5		135	P			✓		
010	B-1 dupe		1240	P			✓		
				A P					
				A P					
				A P					
				A P					

Shipment Arrived Via: FedEx UPS Client AES Other:

Turnaround Time Request: ☐ 1 Day ☐ 3 Day ☐ Normal ☒ 2 Day ☒ 5 Day

CC Report To / Special Instructions/Remarks: All the B-1's are associated with B-1 (previous sample) but do not have "B-1" written on the label

Relinquished by: (Signature)	Received by: (Signature)	Date/Time
Dan Vandam		
Relinquished by: (Signature)	Received by: (Signature)	Date/Time
Relinquished by: (Signature)	Received for Laboratory by:	Date/Time
		10/25/18 11:11 AM

Temperature	AES Bottles	Properly Preserved	Received Within Holding Times
Ambient or Chilled	Y ☐ N ☒	Y N	Y N
Notes:		Notes:	Notes:

WHITE - Lab Copy YELLOW - Sampler Copy

Adirondack Environmental Services

Demo 181025010

Adirondack Environmental Services Inc.
Experience is the solution
314 North Pearl Street • Albany, New York 12207 • (518) 434-4546 • Fax (518) 434-0891

TERMS, CONDITIONS & LIMITATIONS

All service rendered by the **Adirondack Environmental Services, Inc.** are undertaken and all rates are based upon the following terms:

(a) Neither **Adirondack Environmental Services, Inc.**, nor any of its employees, agents or sub-contractors shall be liable for any loss or damage arising out of **Adirondack Environmental Services, Inc.'s** performance or nonperformance, whether by way of negligence or breach of contract, or otherwise, in any amount greater than twice the amount billed to the customer for the work leading to the claim of the customer. Said remedy shall be the sole and exclusive remedy against **Adirondack Environmental Services, Inc.** arising out of its work.

(b) All claims made must be in writing within forty-five (45) days after delivery of the **Adirondack Environmental Services, Inc.** report regarding said work or such claim shall be deemed or irrevocably waived.

(c) **Adirondack Environmental Services, Inc.** reports are submitted in writing and are for our customers only. Our customers are considered to be only those entities being billed for our services. Acquisition of an **Adirondack Environmental Services, Inc.** report by other than our customer does not constitute a representation of **Adirondack Environmental Services, Inc.** as to the accuracy of the contents thereof.

(d) In no event shall **Adirondack Environmental Services, Inc.**, its employees, agents or sub-contractors be responsible for consequential or special damages of any kind or in any amount.

(e) No deviation from the terms set forth herein shall bind **Adirondack Environmental Services, Inc.** unless in writing and signed by a Director of **Adirondack Environmental Services, Inc.**

(f) Results pertain only to items analyzed. Information supplied by client is assumed to be correct. This information may be used on reports and in calculations and **Adirondack Environmental Services, Inc.** is not responsible for the accuracy of this information.

(g) Payments by Credit Card/Purchase Cards are subject to a 3% additional charge.

Experience is the solution
314 North Pearl Street ♦ Albany, New York 12207
(800) 848-4983 ♦ (518) 434-4546 ♦ Fax (518) 434-0891

November 06, 2018

M. Strodel
Barton & Loguidice, P.C.
443 Electronics Parkway
Liverpool, NY 13088

TEL: (315) 457-5200

Work Order No: 181105047

RE: Concrete Slab Sampling
Amphenol

Dear M. Strodel:

Adirondack Environmental Services, Inc received 9 samples on 11/5/2018 for the analyses presented in the following report.

Please see case narrative for specifics on analysis.

If you have any questions regarding these tests results, please feel free to call.

Sincerely,

ELAP#: 10709

Krzysztof Trafalski
Laboratory Manager

Adirondack Environmental Services, Inc — CASE NARRATIVE

CLIENT:	Barton & Loguidice, P.C.	**Date:**	*06-Nov-18*
Project:	Concrete Slab Sampling		
Lab Order:	181105047		

Sample containers were supplied by Adirondack Environmental Services.

Definitions - RL: Reporting Limit DF: Dilution factor

Qualifiers:

ND : Not Detected at reporting limit	C: CCV below acceptable Limits
J: Analyte detected below quantitation limit	C+: CCV above acceptable Limits
B: Analyte detected in Blank	S: LCS Spike recovery is below acceptable limits
X : Exceeds maximum contamination limit	S+: LCS Spike recovery is above acceptable limits
H: Hold time exceeded	Z: Duplication outside acceptable limits
N: Matrix Spike below acceptable limits	T : Tentatively Identified Compound-Estimated
N+: Matrix Spike is above acceptable limits	E :Above quantitation range-Estimated

Note : All Results are reported as wet weight unless noted

The results relate only to the items tested. Information supplied by the client is assumed to be correct.

Adirondack Environmental Services, Inc

Date: *06-Nov-18*

CLIENT: Barton & Loguidice, P.C.
Project: Concrete Slab Sampling
Amphenol

LabWork Order: **181105047**
PO#:

Lab SampleID: 181105047-001 **Collection Date:** 11/5/2018
Client Sample ID: B-5 S1 DC **Matrix:** SOLID

Analyses	Result	RL	Qual	Units	DF	Date Analyzed
POLYCHLORINATED BIPHENYLS - EPA 8082A (**Prep: SW3545A - 11/5/2018**)						Analyst: **KF**
Aroclor 1016	**ND**	35000		µg/Kg-dry	1000	11/5/2018 5:39:33 PM
Aroclor 1221	**ND**	35000		µg/Kg-dry	1000	11/5/2018 5:39:33 PM
Aroclor 1232	**ND**	35000		µg/Kg-dry	1000	11/5/2018 5:39:33 PM
Aroclor 1242	**ND**	35000		µg/Kg-dry	1000	11/5/2018 5:39:33 PM
Aroclor 1248	**580000**	35000		µg/Kg-dry	1000	11/5/2018 5:39:33 PM
Aroclor 1254	**ND**	35000		µg/Kg-dry	1000	11/5/2018 5:39:33 PM
Aroclor 1260	**ND**	35000		µg/Kg-dry	1000	11/5/2018 5:39:33 PM
Aroclor 1262	**ND**	35000		µg/Kg-dry	1000	11/5/2018 5:39:33 PM
Aroclor 1268	**ND**	35000		µg/Kg-dry	1000	11/5/2018 5:39:33 PM
Surr: Decachlorobiphenyl	**0**	48.1-152	S	%REC	1000	11/5/2018 5:39:33 PM
MOISTURE CONTENT-ASTM D2216 (NOT ELAP CERTIFIED)						Analyst: **TSZ**
Percent Moisture	**5.4**	0.1		wt%	1	11/5/2018

Lab SampleID: 181105047-002 **Collection Date:** 11/5/2018
Client Sample ID: B-5 N1 **Matrix:** SOLID

Analyses	Result	RL	Qual	Units	DF	Date Analyzed
POLYCHLORINATED BIPHENYLS - EPA 8082A (**Prep: SW3545A - 11/5/2018**)						Analyst: **KF**
Aroclor 1016	**ND**	3500		µg/Kg-dry	100	11/5/2018 7:08:54 PM
Aroclor 1221	**ND**	3500		µg/Kg-dry	100	11/5/2018 7:08:54 PM
Aroclor 1232	**ND**	3500		µg/Kg-dry	100	11/5/2018 7:08:54 PM
Aroclor 1242	**ND**	3500		µg/Kg-dry	100	11/5/2018 7:08:54 PM
Aroclor 1248	**88000**	3500		µg/Kg-dry	100	11/5/2018 7:08:54 PM
Aroclor 1254	**ND**	3500		µg/Kg-dry	100	11/5/2018 7:08:54 PM
Aroclor 1260	**ND**	3500		µg/Kg-dry	100	11/5/2018 7:08:54 PM
Aroclor 1262	**ND**	3500		µg/Kg-dry	100	11/5/2018 7:08:54 PM
Aroclor 1268	**ND**	3500		µg/Kg-dry	100	11/5/2018 7:08:54 PM
Surr: Decachlorobiphenyl	**0**	48.1-152	S	%REC	100	11/5/2018 7:08:54 PM
MOISTURE CONTENT-ASTM D2216 (NOT ELAP CERTIFIED)						Analyst: **TSZ**
Percent Moisture	**5.1**	0.1		wt%	1	11/5/2018

Adirondack Environmental Services, Inc

Date: *06-Nov-18*

CLIENT: Barton & Loguidice, P.C.
Project: Concrete Slab Sampling
Amphenol

LabWork Order: **181105047**
PO#:

Lab SampleID: 181105047-003 **Collection Date:** 11/5/2018
Client Sample ID: B-5 W1 **Matrix:** SOLID

Analyses	Result	RL	Qual	Units	DF	Date Analyzed
POLYCHLORINATED BIPHENYLS - EPA 8082A (**Prep: SW3545A - 11/5/2018**)						Analyst: **KF**
Aroclor 1016	**ND**	740		µg/Kg-dry	20	11/5/2018 6:15:23 PM
Aroclor 1221	**ND**	740		µg/Kg-dry	20	11/5/2018 6:15:23 PM
Aroclor 1232	**ND**	740		µg/Kg-dry	20	11/5/2018 6:15:23 PM
Aroclor 1242	**ND**	740		µg/Kg-dry	20	11/5/2018 6:15:23 PM
Aroclor 1248	**21000**	740		µg/Kg-dry	20	11/5/2018 6:15:23 PM
Aroclor 1254	**ND**	740		µg/Kg-dry	20	11/5/2018 6:15:23 PM
Aroclor 1260	**ND**	740		µg/Kg-dry	20	11/5/2018 6:15:23 PM
Aroclor 1262	**ND**	740		µg/Kg-dry	20	11/5/2018 6:15:23 PM
Aroclor 1268	**ND**	740		µg/Kg-dry	20	11/5/2018 6:15:23 PM
Surr: Decachlorobiphenyl	**80.0**	48.1-152		%REC	20	11/5/2018 6:15:23 PM
MOISTURE CONTENT-ASTM D2216 (NOT ELAP CERTIFIED)						Analyst: **TSZ**
Percent Moisture	**10.8**	0.1		wt%	1	11/5/2018

Lab SampleID: 181105047-004 **Collection Date:** 11/5/2018
Client Sample ID: B-5 E1 **Matrix:** SOLID

Analyses	Result	RL	Qual	Units	DF	Date Analyzed
POLYCHLORINATED BIPHENYLS - EPA 8082A (**Prep: SW3545A - 11/5/2018**)						Analyst: **KF**
Aroclor 1016	**ND**	370		µg/Kg-dry	10	11/5/2018 5:26:11 PM
Aroclor 1221	**ND**	370		µg/Kg-dry	10	11/5/2018 5:26:11 PM
Aroclor 1232	**ND**	370		µg/Kg-dry	10	11/5/2018 5:26:11 PM
Aroclor 1242	**ND**	370		µg/Kg-dry	10	11/5/2018 5:26:11 PM
Aroclor 1248	**1400**	370		µg/Kg-dry	10	11/5/2018 5:26:11 PM
Aroclor 1254	**ND**	370		µg/Kg-dry	10	11/5/2018 5:26:11 PM
Aroclor 1260	**ND**	370		µg/Kg-dry	10	11/5/2018 5:26:11 PM
Aroclor 1262	**ND**	370		µg/Kg-dry	10	11/5/2018 5:26:11 PM
Aroclor 1268	**ND**	370		µg/Kg-dry	10	11/5/2018 5:26:11 PM
Surr: Decachlorobiphenyl	**120**	48.1-152		%REC	10	11/5/2018 5:26:11 PM
MOISTURE CONTENT-ASTM D2216 (NOT ELAP CERTIFIED)						Analyst: **TSZ**
Percent Moisture	**11.2**	0.1		wt%	1	11/5/2018

Adirondack Environmental Services, Inc

Date: *06-Nov-18*

CLIENT: Barton & Loguidice, P.C.
Project: Concrete Slab Sampling
Amphenol

LabWork Order: **181105047**
PO#:

Lab SampleID: 181105047-005 **Collection Date:** 11/5/2018
Client Sample ID: B-5 S1 **Matrix:** SOLID

Analyses	Result	RL	Qual	Units	DF	Date Analyzed
POLYCHLORINATED BIPHENYLS - EPA 8082A (**Prep: SW3545A - 11/5/2018**)						Analyst: **KF**
Aroclor 1016	**ND**	36000		µg/Kg-dry	1000	11/5/2018 7:22:17 PM
Aroclor 1221	**ND**	36000		µg/Kg-dry	1000	11/5/2018 7:22:17 PM
Aroclor 1232	**ND**	36000		µg/Kg-dry	1000	11/5/2018 7:22:17 PM
Aroclor 1242	**ND**	36000		µg/Kg-dry	1000	11/5/2018 7:22:17 PM
Aroclor 1248	**390000**	36000		µg/Kg-dry	1000	11/5/2018 7:22:17 PM
Aroclor 1254	**ND**	36000		µg/Kg-dry	1000	11/5/2018 7:22:17 PM
Aroclor 1260	**ND**	36000		µg/Kg-dry	1000	11/5/2018 7:22:17 PM
Aroclor 1262	**ND**	36000		µg/Kg-dry	1000	11/5/2018 7:22:17 PM
Aroclor 1268	**ND**	36000		µg/Kg-dry	1000	11/5/2018 7:22:17 PM
Surr: Decachlorobiphenyl	**0**	48.1-152	S	%REC	1000	11/5/2018 7:22:17 PM
MOISTURE CONTENT-ASTM D2216 (NOT ELAP CERTIFIED)						Analyst: **TSZ**
Percent Moisture	**9.6**	0.1		wt%	1	11/5/2018

Lab SampleID: 181105047-006 **Collection Date:** 11/5/2018
Client Sample ID: NW-P-N **Matrix:** SOLID

Analyses	Result	RL	Qual	Units	DF	Date Analyzed
POLYCHLORINATED BIPHENYLS - EPA 8082A (**Prep: SW3545A - 11/5/2018**)						Analyst: **KF**
Aroclor 1016	**ND**	360		µg/Kg-dry	10	11/5/2018 6:42:08 PM
Aroclor 1221	**ND**	360		µg/Kg-dry	10	11/5/2018 6:42:08 PM
Aroclor 1232	**ND**	360		µg/Kg-dry	10	11/5/2018 6:42:08 PM
Aroclor 1242	**ND**	360		µg/Kg-dry	10	11/5/2018 6:42:08 PM
Aroclor 1248	**16000**	360		µg/Kg-dry	10	11/5/2018 6:42:08 PM
Aroclor 1254	**ND**	360		µg/Kg-dry	10	11/5/2018 6:42:08 PM
Aroclor 1260	**ND**	360		µg/Kg-dry	10	11/5/2018 6:42:08 PM
Aroclor 1262	**ND**	360		µg/Kg-dry	10	11/5/2018 6:42:08 PM
Aroclor 1268	**ND**	360		µg/Kg-dry	10	11/5/2018 6:42:08 PM
Surr: Decachlorobiphenyl	**60.0**	48.1-152		%REC	10	11/5/2018 6:42:08 PM
MOISTURE CONTENT-ASTM D2216 (NOT ELAP CERTIFIED)						Analyst: **TSZ**
Percent Moisture	**7.8**	0.1		wt%	1	11/5/2018

Adirondack Environmental Services, Inc

Date: *06-Nov-18*

CLIENT: Barton & Loguidice, P.C.
Project: Concrete Slab Sampling
Amphenol

LabWork Order: **181105047**
PO#:

Lab SampleID: 181105047-007 **Collection Date:** 11/5/2018
Client Sample ID: NW-P-W **Matrix:** SOLID

Analyses	Result	RL	Qual	Units	DF	Date Analyzed
POLYCHLORINATED BIPHENYLS - EPA 8082A (**Prep: SW3545A - 11/5/2018**)						Analyst: **KF**
Aroclor 1016	**ND**	35		µg/Kg-dry	1	11/5/2018
Aroclor 1221	**ND**	35		µg/Kg-dry	1	11/5/2018
Aroclor 1232	**ND**	35		µg/Kg-dry	1	11/5/2018
Aroclor 1242	**ND**	35		µg/Kg-dry	1	11/5/2018
Aroclor 1248	**220**	35		µg/Kg-dry	1	11/5/2018
Aroclor 1254	**ND**	35		µg/Kg-dry	1	11/5/2018
Aroclor 1260	**ND**	35		µg/Kg-dry	1	11/5/2018
Aroclor 1262	**ND**	35		µg/Kg-dry	1	11/5/2018
Aroclor 1268	**ND**	35		µg/Kg-dry	1	11/5/2018
Surr: Decachlorobiphenyl	**56.0**	48.1-152		%REC	1	11/5/2018
MOISTURE CONTENT-ASTM D2216 (NOT ELAP CERTIFIED)						Analyst: **TSZ**
Percent Moisture	**7.0**	0.1		wt%	1	11/5/2018

Lab SampleID: 181105047-008 **Collection Date:** 11/5/2018
Client Sample ID: SW-I-W **Matrix:** SOLID

Analyses	Result	RL	Qual	Units	DF	Date Analyzed
POLYCHLORINATED BIPHENYLS - EPA 8082A (**Prep: SW3545A - 11/5/2018**)						Analyst: **KF**
Aroclor 1016	**ND**	350		µg/Kg-dry	10	11/5/2018 6:55:31 PM
Aroclor 1221	**ND**	350		µg/Kg-dry	10	11/5/2018 6:55:31 PM
Aroclor 1232	**ND**	350		µg/Kg-dry	10	11/5/2018 6:55:31 PM
Aroclor 1242	**ND**	350		µg/Kg-dry	10	11/5/2018 6:55:31 PM
Aroclor 1248	**1200**	350		µg/Kg-dry	10	11/5/2018 6:55:31 PM
Aroclor 1254	**ND**	350		µg/Kg-dry	10	11/5/2018 6:55:31 PM
Aroclor 1260	**ND**	350		µg/Kg-dry	10	11/5/2018 6:55:31 PM
Aroclor 1262	**ND**	350		µg/Kg-dry	10	11/5/2018 6:55:31 PM
Aroclor 1268	**ND**	350		µg/Kg-dry	10	11/5/2018 6:55:31 PM
Surr: Decachlorobiphenyl	**60.0**	48.1-152		%REC	10	11/5/2018 6:55:31 PM
MOISTURE CONTENT-ASTM D2216 (NOT ELAP CERTIFIED)						Analyst: **TSZ**
Percent Moisture	**6.6**	0.1		wt%	1	11/5/2018

Adirondack Environmental Services, Inc

Date: *06-Nov-18*

CLIENT: Barton & Loguidice, P.C.
Project: Concrete Slab Sampling
Amphenol

LabWork Order: **181105047**
PO#:

Lab SampleID: 181105047-009 **Collection Date:** 11/5/2018
Client Sample ID: SW-I-S **Matrix:** SOLID

Analyses	Result	RL	Qual	Units	DF	Date Analyzed
POLYCHLORINATED BIPHENYLS - EPA 8082A (**Prep: SW3545A - 11/5/2018**)						Analyst: **KF**
Aroclor 1016	**ND**	3500		µg/Kg-dry	100	11/5/2018 7:48:59 PM
Aroclor 1221	**ND**	3500		µg/Kg-dry	100	11/5/2018 7:48:59 PM
Aroclor 1232	**ND**	3500		µg/Kg-dry	100	11/5/2018 7:48:59 PM
Aroclor 1242	**ND**	3500		µg/Kg-dry	100	11/5/2018 7:48:59 PM
Aroclor 1248	**44000**	3500		µg/Kg-dry	100	11/5/2018 7:48:59 PM
Aroclor 1254	**ND**	3500		µg/Kg-dry	100	11/5/2018 7:48:59 PM
Aroclor 1260	**ND**	3500		µg/Kg-dry	100	11/5/2018 7:48:59 PM
Aroclor 1262	**ND**	3500		µg/Kg-dry	100	11/5/2018 7:48:59 PM
Aroclor 1268	**ND**	3500		µg/Kg-dry	100	11/5/2018 7:48:59 PM
Surr: Decachlorobiphenyl	**0**	48.1-152	S	%REC	100	11/5/2018 7:48:59 PM
MOISTURE CONTENT-ASTM D2216 (NOT ELAP CERTIFIED)						Analyst: **TSZ**
Percent Moisture	**5.9**	0.1		wt%	1	11/5/2018

Adirondack Environmental Services Inc.
Experience is the solution
314 North Pearl Street
Albany, New York 12207
518-434-4546/434-0891 FAX

CHAIN OF CUSTODY RECORD

AES Work Order # 181105047

A full service analytical research laboratory offering solutions to environmental concerns

Client Name:	Address:	
Burton & Loguidice	443 electronics Pkwy Liverpool NY 13088	
Send Report To:	**Project Name (Location)**	**Samplers: (Names)**
Scott Nostrand	Amphenol slab	Dan Vandam
Client Phone No: / **Client Email:**	**PO Number:**	**Samplers: (Signature)**
315 457 5200 snostrand@burtonandloguidice.com		Dan Vandam

AES Sample Number	Client Sample Identification & Location	Date Sampled	Time A=a.m. P=p.m.	Sample Type: Matrix	Comp	Grab	Number of Cont's	Analysis Required
001	B-5 S1 DC	11/5/18	900 A				1	PCBs
002	B-5 N1		930 A				1	PCBs
003	B-5 W1		1000 A				1	
004	B-5 E1		1230 P				1	
005	B-5 S1		1300 A				1	
006	NW-P-N		1350 A				1	
007	NW-P-W		1350 A				1	
008	SW-I-W		1400 A				1	
009	SW-I-S		1400 A				1	
			A					
			A					
			A					
			A					
			A					

Shipment Arrived Via:
FedEx UPS Client (AES) Other:_____

Turnaround Time Request:
☒ 1 Day ☐ 3 Day ☐ Normal
☐ 2 Day ☐ 5 Day
Note: Samples received after 3:30 pm are considered next business day

CC Report To / Special Instructions/Remarks:

Relinquished by: (Signature)	Received by: (Signature)	Date/Time
Dan Vandam	[illegible]	11/5/18 2:20
Relinquished by: (Signature)	Received by: (Signature)	Date/Time
Relinquished by: (Signature)	Received for Laboratory by:	Date/Time
[illegible]	Kaitlin Nazarko	11/5/18 4:13pm

Temperature	AES Bottles	Properly Preserved	Received Within Holding Times
(Ambient) or Chilled	Y ☑ N ☐	(Y) N	(Y) N
Notes:		Notes:	

WHITE - Lab Copy YELLOW - Sampler Copy

Adirondack Environmental Services,

181105047

Adirondack Environmental Services Inc.
Experience is the solution
314 North Pearl Street • Albany, New York 12207 • (518) 434-4546 • Fax (518) 434-0891

TERMS, CONDITIONS & LIMITATIONS

All service rendered by the **Adirondack Environmental Services, Inc.** are undertaken and all rates are based upon the following terms:

(a) Neither **Adirondack Environmental Services, Inc.**, nor any of its employees, agents or sub-contractors shall be liable for any loss or damage arising out of **Adirondack Environmental Services, Inc.'s** performance or nonperformance, whether by way of negligence or breach of contract, or otherwise, in any amount greater than twice the amount billed to the customer for the work leading to the claim of the customer. Said remedy shall be the sole and exclusive remedy against **Adirondack Environmental Services, Inc.** arising out of its work.

(b) All claims made must be in writing within forty-five (45) days after delivery of the **Adirondack Environmental Services, Inc.** report regarding said work or such claim shall be deemed or irrevocably waived.

(c) **Adirondack Environmental Services, Inc.** reports are submitted in writing and are for our customers only. Our customers are considered to be only those entities being billed for our services. Acquisition of an **Adirondack Environmental Services, Inc.** report by other than our customer does not constitute a representation of **Adirondack Environmental Services, Inc.** as to the accuracy of the contents thereof.

(d) In no event shall **Adirondack Environmental Services, Inc.**, its employees, agents or sub-contractors be responsible for consequential or special damages of any kind or in any amount.

(e) No deviation from the terms set forth herein shall bind **Adirondack Environmental Services, Inc.** unless in writing and signed by a Director of **Adirondack Environmental Services, Inc.**

(f) Results pertain only to items analyzed. Information supplied by client is assumed to be correct. This information may be used on reports and in calculations and **Adirondack Environmental Services, Inc.** is not responsible for the accuracy of this information.

(g) Payments by Credit Card/Purchase Cards are subject to a 3% additional charge.

Experience is the solution
314 North Pearl Street ♦ Albany, New York 12207
(800) 848-4983 ♦ (518) 434-4546 ♦ Fax (518) 434-0891

November 12, 2018

M. Strodel
Barton & Loguidice, P.C.
443 Electronics Parkway
Liverpool, NY 13088

TEL: (315) 457-5200

Work Order No: 181109007

RE: Concrete Slab Sampling
Amphenol

Dear M. Strodel:

Adirondack Environmental Services, Inc received 5 samples on 11/9/2018 for the analyses presented in the following report.

Please see case narrative for specifics on analysis.

If you have any questions regarding these tests results, please feel free to call.

Sincerely,

ELAP#: 10709

Krzysztof Trafalski
Laboratory Manager

Adirondack Environmental Services, Inc — CASE NARRATIVE

CLIENT:	Barton & Loguidice, P.C.	**Date:**	*12-Nov-18*
Project:	Concrete Slab Sampling		
Lab Order:	181109007		

Sample containers were supplied by Adirondack Environmental Services.

Definitions - RL: Reporting Limit DF: Dilution factor

Qualifiers:

ND : Not Detected at reporting limit	C: CCV below acceptable Limits
J: Analyte detected below quantitation limit	C+: CCV above acceptable Limits
B: Analyte detected in Blank	S: LCS Spike recovery is below acceptable limits
X : Exceeds maximum contamination limit	S+: LCS Spike recovery is above acceptable limits
H: Hold time exceeded	Z: Duplication outside acceptable limits
N: Matrix Spike below acceptable limits	T : Tentatively Identified Compound-Estimated
N+: Matrix Spike is above acceptable limits	E :Above quantitation range-Estimated

Note : All Results are reported as wet weight unless noted

The results relate only to the items tested. Information supplied by the client is assumed to be correct.

Adirondack Environmental Services, Inc

Date: *12-Nov-18*

CLIENT: Barton & Loguidice, P.C.
Project: Concrete Slab Sampling
Amphenol

LabWork Order: **181109007**
PO#:

Lab SampleID: 181109007-001 **Collection Date:** 11/8/2018
Client Sample ID: SW-P-S **Matrix:** SOLID

Analyses	Result	RL	Qual	Units	DF	Date Analyzed
POLYCHLORINATED BIPHENYLS - EPA 8082A (**Prep: SW3545A - 11/9/2018**)						Analyst: **KF**
Aroclor 1016	**ND**	3400		µg/Kg-dry	100	11/9/2018 5:12:41 PM
Aroclor 1221	**ND**	3400		µg/Kg-dry	100	11/9/2018 5:12:41 PM
Aroclor 1232	**ND**	3400		µg/Kg-dry	100	11/9/2018 5:12:41 PM
Aroclor 1242	**ND**	3400		µg/Kg-dry	100	11/9/2018 5:12:41 PM
Aroclor 1248	**41000**	3400		µg/Kg-dry	100	11/9/2018 5:12:41 PM
Aroclor 1254	**ND**	3400		µg/Kg-dry	100	11/9/2018 5:12:41 PM
Aroclor 1260	**ND**	3400		µg/Kg-dry	100	11/9/2018 5:12:41 PM
Aroclor 1262	**ND**	3400		µg/Kg-dry	100	11/9/2018 5:12:41 PM
Aroclor 1268	**ND**	3400		µg/Kg-dry	100	11/9/2018 5:12:41 PM
Surr: Decachlorobiphenyl	**0**	48.1-152	S	%REC	100	11/9/2018 5:12:41 PM
MOISTURE CONTENT-ASTM D2216 (NOT ELAP CERTIFIED)						Analyst: **TSZ**
Percent Moisture	**2.7**	0.1		wt%	1	11/9/2018

Lab SampleID: 181109007-002 **Collection Date:** 11/8/2018
Client Sample ID: SW-P-W **Matrix:** SOLID

Analyses	Result	RL	Qual	Units	DF	Date Analyzed
POLYCHLORINATED BIPHENYLS - EPA 8082A (**Prep: SW3545A - 11/9/2018**)						Analyst: **KF**
Aroclor 1016	**ND**	340		µg/Kg-dry	10	11/9/2018 3:25:51 PM
Aroclor 1221	**ND**	340		µg/Kg-dry	10	11/9/2018 3:25:51 PM
Aroclor 1232	**ND**	340		µg/Kg-dry	10	11/9/2018 3:25:51 PM
Aroclor 1242	**ND**	340		µg/Kg-dry	10	11/9/2018 3:25:51 PM
Aroclor 1248	**1000**	340		µg/Kg-dry	10	11/9/2018 3:25:51 PM
Aroclor 1254	**ND**	340		µg/Kg-dry	10	11/9/2018 3:25:51 PM
Aroclor 1260	**ND**	340		µg/Kg-dry	10	11/9/2018 3:25:51 PM
Aroclor 1262	**ND**	340		µg/Kg-dry	10	11/9/2018 3:25:51 PM
Aroclor 1268	**ND**	340		µg/Kg-dry	10	11/9/2018 3:25:51 PM
Surr: Decachlorobiphenyl	**60.0**	48.1-152		%REC	10	11/9/2018 3:25:51 PM
MOISTURE CONTENT-ASTM D2216 (NOT ELAP CERTIFIED)						Analyst: **TSZ**
Percent Moisture	**1.8**	0.1		wt%	1	11/9/2018

Adirondack Environmental Services, Inc

Date: *12-Nov-18*

CLIENT: Barton & Loguidice, P.C.
Project: Concrete Slab Sampling
Amphenol

LabWork Order: **181109007**
PO#:

Lab SampleID: 181109007-003 **Collection Date:** 11/8/2018
Client Sample ID: B-5 S2 **Matrix:** SOLID

Analyses	Result	RL	Qual	Units	DF	Date Analyzed
POLYCHLORINATED BIPHENYLS - EPA 8082A (**Prep: SW3545A - 11/9/2018**)						Analyst: **KF**
Aroclor 1016	**ND**	3400		µg/Kg-dry	100	11/9/2018 5:26:01 PM
Aroclor 1221	**ND**	3400		µg/Kg-dry	100	11/9/2018 5:26:01 PM
Aroclor 1232	**ND**	3400		µg/Kg-dry	100	11/9/2018 5:26:01 PM
Aroclor 1242	**ND**	3400		µg/Kg-dry	100	11/9/2018 5:26:01 PM
Aroclor 1248	**61000**	3400		µg/Kg-dry	100	11/9/2018 5:26:01 PM
Aroclor 1254	**ND**	3400		µg/Kg-dry	100	11/9/2018 5:26:01 PM
Aroclor 1260	**ND**	3400		µg/Kg-dry	100	11/9/2018 5:26:01 PM
Aroclor 1262	**ND**	3400		µg/Kg-dry	100	11/9/2018 5:26:01 PM
Aroclor 1268	**ND**	3400		µg/Kg-dry	100	11/9/2018 5:26:01 PM
Surr: Decachlorobiphenyl	**0**	48.1-152	S	%REC	100	11/9/2018 5:26:01 PM
MOISTURE CONTENT-ASTM D2216 (NOT ELAP CERTIFIED)						Analyst: **TSZ**
Percent Moisture	**2.7**	0.1		wt%	1	11/9/2018

Lab SampleID: 181109007-004 **Collection Date:** 11/8/2018
Client Sample ID: B-5 N2 **Matrix:** SOLID

Analyses	Result	RL	Qual	Units	DF	Date Analyzed
POLYCHLORINATED BIPHENYLS - EPA 8082A (**Prep: SW3545A - 11/9/2018**)						Analyst: **KF**
Aroclor 1016	**ND**	350		µg/Kg-dry	10	11/9/2018 3:52:26 PM
Aroclor 1221	**ND**	350		µg/Kg-dry	10	11/9/2018 3:52:26 PM
Aroclor 1232	**ND**	350		µg/Kg-dry	10	11/9/2018 3:52:26 PM
Aroclor 1242	**ND**	350		µg/Kg-dry	10	11/9/2018 3:52:26 PM
Aroclor 1248	**7300**	350		µg/Kg-dry	10	11/9/2018 3:52:26 PM
Aroclor 1254	**ND**	350		µg/Kg-dry	10	11/9/2018 3:52:26 PM
Aroclor 1260	**ND**	350		µg/Kg-dry	10	11/9/2018 3:52:26 PM
Aroclor 1262	**ND**	350		µg/Kg-dry	10	11/9/2018 3:52:26 PM
Aroclor 1268	**ND**	350		µg/Kg-dry	10	11/9/2018 3:52:26 PM
Surr: Decachlorobiphenyl	**60.0**	48.1-152		%REC	10	11/9/2018 3:52:26 PM
MOISTURE CONTENT-ASTM D2216 (NOT ELAP CERTIFIED)						Analyst: **TSZ**
Percent Moisture	**5.2**	0.1		wt%	1	11/9/2018

Adirondack Environmental Services, Inc

Date: *12-Nov-18*

CLIENT: Barton & Loguidice, P.C.
Project: Concrete Slab Sampling
Amphenol

LabWork Order: **181109007**
PO#:

Lab SampleID: 181109007-005 **Collection Date:** 11/8/2018
Client Sample ID: B-5 EO **Matrix:** SOLID

Analyses	Result	RL	Qual	Units	DF	Date Analyzed
POLYCHLORINATED BIPHENYLS - EPA 8082A (**Prep: SW3545A - 11/9/2018**)						Analyst: **KF**
Aroclor 1016	**ND**	17000		µg/Kg-dry	500	11/9/2018 5:39:21 PM
Aroclor 1221	**ND**	17000		µg/Kg-dry	500	11/9/2018 5:39:21 PM
Aroclor 1232	**ND**	17000		µg/Kg-dry	500	11/9/2018 5:39:21 PM
Aroclor 1242	**ND**	17000		µg/Kg-dry	500	11/9/2018 5:39:21 PM
Aroclor 1248	**290000**	17000		µg/Kg-dry	500	11/9/2018 5:39:21 PM
Aroclor 1254	**ND**	17000		µg/Kg-dry	500	11/9/2018 5:39:21 PM
Aroclor 1260	**ND**	17000		µg/Kg-dry	500	11/9/2018 5:39:21 PM
Aroclor 1262	**ND**	17000		µg/Kg-dry	500	11/9/2018 5:39:21 PM
Aroclor 1268	**ND**	17000		µg/Kg-dry	500	11/9/2018 5:39:21 PM
Surr: Decachlorobiphenyl	**0**	48.1-152	S	%REC	500	11/9/2018 5:39:21 PM
MOISTURE CONTENT-ASTM D2216 (NOT ELAP CERTIFIED)						Analyst: **TSZ**
Percent Moisture	**3.8**	0.1		wt%	1	11/9/2018

Adirondack Environmental Services Inc.
Experience is the solution
314 North Pearl Street
Albany, New York 12207
518-434-4546/434-0891 FAX

CHAIN OF CUSTODY RECORD

AES Work Order # 181109007

A full service analytical research laboratory offering solutions to environmental concerns

Client Name: Barton & Loguidice	Address: 443 Electronics Pkwy Liverpool NY 13088	
Send Report To: Scott Nostrand	Project Name (Location) Amphenol slab	Samplers: (Names) Dan Vandam
Client Phone No: 315 457 5200	Client Email: snostrand@bartonandloguidice.com	PO Number:
		Samplers: (Signature)

AES Sample Number	Client Sample Identification & Location	Date Sampled	Time A=a.m. P=p.m.		Sample Type Matrix	Comp	Grab	Number of Cont's	Analysis Required
001	SW-P-S	11/8/18	1:00	A (P)	S		X	1	PCBs
002	SW-P-W		1:30	A (P)	S		X	1	PCBs
003	B-5 S2		2:00	A (P)	S		X	1	PCBs
004	B-5 N2		2:45	A (P)	S		X	1	PCBs
005	B-5 E0		3:30	A (P)	S		X	1	PCBs
				A P					
				A P					
				A P					
				A P					
				A P					
				A P					
				A P					
				A P					
				A P					

Shipment Arrived Via:
(FedEx) UPS Client AES Other:_____

Turnaround Time Request:
☒ 1 Day ☐ 3 Day ☐ Normal
☐ 2 Day ☐ 5 Day
Note: Samples received after 3:30 pm are considered next business day

CC Report To / Special Instructions/Remarks:

Relinquished by: (Signature)	Received by: (Signature)	Date/Time
Dan Vandam		
Relinquished by: (Signature)	Received by: (Signature)	Date/Time
Relinquished by: (Signature)	Received for Laboratory by: Kaitlin Nazarko	Date/Time 11/9/18 8:58am

Temperature	AES Bottles	Properly Preserved	Received Within Holding Times
(Ambient) or Chilled	Y ☐ N ☐	(Y) N	(Y) N
Notes:		Notes:	Notes:

WHITE - Lab Copy YELLOW - Sampler Copy

Adirondack Environmental Services

181109007

Adirondack Environmental Services Inc.
Experience is the solution
314 North Pearl Street • Albany, New York 12207 • (518) 434-4546 • Fax (518) 434-0891

TERMS, CONDITIONS & LIMITATIONS

All service rendered by the **Adirondack Environmental Services, Inc.** are undertaken and all rates are based upon the following terms:

(a) Neither **Adirondack Environmental Services, Inc.**, nor any of its employees, agents or sub-contractors shall be liable for any loss or damage arising out of **Adirondack Environmental Services, Inc.'s** performance or nonperformance, whether by way of negligence or breach of contract, or otherwise, in any amount greater than twice the amount billed to the customer for the work leading to the claim of the customer. Said remedy shall be the sole and exclusive remedy against **Adirondack Environmental Services, Inc.** arising out of its work.

(b) All claims made must be in writing within forty-five (45) days after delivery of the **Adirondack Environmental Services, Inc.** report regarding said work or such claim shall be deemed or irrevocably waived.

(c) **Adirondack Environmental Services, Inc.** reports are submitted in writing and are for our customers only. Our customers are considered to be only those entities being billed for our services. Acquisition of an **Adirondack Environmental Services, Inc.** report by other than our customer does not constitute a representation of **Adirondack Environmental Services, Inc.** as to the accuracy of the contents thereof.

(d) In no event shall **Adirondack Environmental Services, Inc.**, its employees, agents or sub-contractors be responsible for consequential or special damages of any kind or in any amount.

(e) No deviation from the terms set forth herein shall bind **Adirondack Environmental Services, Inc.** unless in writing and signed by a Director of **Adirondack Environmental Services, Inc.**

(f) Results pertain only to items analyzed. Information supplied by client is assumed to be correct. This information may be used on reports and in calculations and **Adirondack Environmental Services, Inc.** is not responsible for the accuracy of this information.

(g) Payments by Credit Card/Purchase Cards are subject to a 3% additional charge.

Experience is the solution
314 North Pearl Street ♦ Albany, New York 12207
(800) 848-4983 ♦ (518) 434-4546 ♦ Fax (518) 434-0891

December 05, 2018

Matthew Strodel
Barton & Loguidice, P.C.
443 Electronics Parkway
Liverpool, NY 13088

TEL: (315) 457-5200

Work Order No: 181204003

RE: Amphenol

Dear Matthew Strodel:

Adirondack Environmental Services, Inc received 10 samples on 12/4/2018 for the analyses presented in the following report.

Please see case narrative for specifics on analysis.

If you have any questions regarding these tests results, please feel free to call.

Sincerely,

ELAP#: 10709

Tara Daniels
Laboratory Director

Adirondack Environmental Services, Inc — CASE NARRATIVE

CLIENT:	Barton & Loguidice, P.C.	**Date:**	*05-Dec-18*
Project:	Amphenol		
Lab Order:	181204003		

Sample containers were not supplied by Adirondack Environmental Services.

Definitions - RL: Reporting Limit DF: Dilution factor

Qualifiers:

ND : Not Detected at reporting limit	C: CCV below acceptable Limits
J: Analyte detected below quantitation limit	C+: CCV above acceptable Limits
B: Analyte detected in Blank	S: LCS Spike recovery is below acceptable limits
X : Exceeds maximum contamination limit	S+: LCS Spike recovery is above acceptable limits
H: Hold time exceeded	Z: Duplication outside acceptable limits
N: Matrix Spike below acceptable limits	T : Tentatively Identified Compound-Estimated
N+: Matrix Spike is above acceptable limits	E :Above quantitation range-Estimated

Note : All Results are reported as wet weight unless noted

The results relate only to the items tested. Information supplied by the client is assumed to be correct.

Adirondack Environmental Services, Inc

Date: *05-Dec-18*

CLIENT: Barton & Loguidice, P.C.
Project: Amphenol

LabWork Order: **181204003**
PO#:

Lab SampleID: 181204003-001 **Collection Date:** 12/3/2018
Client Sample ID: B-5-SW-1 **Matrix:** SOLID

Analyses	Result	RL	Qual	Units	DF	Date Analyzed
POLYCHLORINATED BIPHENYLS - EPA 8082A (**Prep: SW3545A - 12/4/2018**)						Analyst: **KF**
Aroclor 1016	**ND**	14000		µg/Kg-dry	400	12/4/2018 3:18:28 PM
Aroclor 1221	**ND**	14000		µg/Kg-dry	400	12/4/2018 3:18:28 PM
Aroclor 1232	**ND**	14000		µg/Kg-dry	400	12/4/2018 3:18:28 PM
Aroclor 1242	**ND**	14000		µg/Kg-dry	400	12/4/2018 3:18:28 PM
Aroclor 1248	**410000**	14000		µg/Kg-dry	400	12/4/2018 3:18:28 PM
Aroclor 1254	**ND**	14000		µg/Kg-dry	400	12/4/2018 3:18:28 PM
Aroclor 1260	**ND**	14000		µg/Kg-dry	400	12/4/2018 3:18:28 PM
Aroclor 1262	**ND**	14000		µg/Kg-dry	400	12/4/2018 3:18:28 PM
Aroclor 1268	**ND**	14000		µg/Kg-dry	400	12/4/2018 3:18:28 PM
Surr: Decachlorobiphenyl	**0**	48.1-152	S	%REC	400	12/4/2018 3:18:28 PM
MOISTURE CONTENT-ASTM D2216 (NOT ELAP CERTIFIED)						Analyst: **TSZ**
Percent Moisture	**4.0**	0.1		wt%	1	12/4/2018

Lab SampleID: 181204003-002 **Collection Date:** 12/3/2018
Client Sample ID: B-5-SE-1 **Matrix:** SOLID

Analyses	Result	RL	Qual	Units	DF	Date Analyzed
POLYCHLORINATED BIPHENYLS - EPA 8082A (**Prep: SW3545A - 12/4/2018**)						Analyst: **KF**
Aroclor 1016	**ND**	13000		µg/Kg-dry	400	12/4/2018 6:35:26 PM
Aroclor 1221	**ND**	13000		µg/Kg-dry	400	12/4/2018 6:35:26 PM
Aroclor 1232	**ND**	13000		µg/Kg-dry	400	12/4/2018 6:35:26 PM
Aroclor 1242	**ND**	13000		µg/Kg-dry	400	12/4/2018 6:35:26 PM
Aroclor 1248	**390000**	13000		µg/Kg-dry	400	12/4/2018 6:35:26 PM
Aroclor 1254	**ND**	13000		µg/Kg-dry	400	12/4/2018 6:35:26 PM
Aroclor 1260	**ND**	13000		µg/Kg-dry	400	12/4/2018 6:35:26 PM
Aroclor 1262	**ND**	13000		µg/Kg-dry	400	12/4/2018 6:35:26 PM
Aroclor 1268	**ND**	13000		µg/Kg-dry	400	12/4/2018 6:35:26 PM
Surr: Decachlorobiphenyl	**0**	48.1-152	S	%REC	400	12/4/2018 6:35:26 PM
MOISTURE CONTENT-ASTM D2216 (NOT ELAP CERTIFIED)						Analyst: **TSZ**
Percent Moisture	**3.4**	0.1		wt%	1	12/4/2018

Adirondack Environmental Services, Inc

Date: *05-Dec-18*

CLIENT: Barton & Loguidice, P.C.
Project: Amphenol

LabWork Order: **181204003**
PO#:

Lab SampleID: 181204003-003 **Collection Date:** 12/3/2018
Client Sample ID: B-5-SE-2 **Matrix:** SOLID

Analyses	Result	RL	Qual	Units	DF	Date Analyzed
POLYCHLORINATED BIPHENYLS - EPA 8082A (**Prep: SW3545A - 12/4/2018**)						Analyst: **KF**
Aroclor 1016	**ND**	350000		µg/Kg-dry	10000	12/4/2018 6:48:49 PM
Aroclor 1221	**ND**	350000		µg/Kg-dry	10000	12/4/2018 6:48:49 PM
Aroclor 1232	**ND**	350000		µg/Kg-dry	10000	12/4/2018 6:48:49 PM
Aroclor 1242	**ND**	350000		µg/Kg-dry	10000	12/4/2018 6:48:49 PM
Aroclor 1248	**10000000**	350000		µg/Kg-dry	10000	12/4/2018 6:48:49 PM
Aroclor 1254	**ND**	350000		µg/Kg-dry	10000	12/4/2018 6:48:49 PM
Aroclor 1260	**ND**	350000		µg/Kg-dry	10000	12/4/2018 6:48:49 PM
Aroclor 1262	**ND**	350000		µg/Kg-dry	10000	12/4/2018 6:48:49 PM
Aroclor 1268	**ND**	350000		µg/Kg-dry	10000	12/4/2018 6:48:49 PM
Surr: Decachlorobiphenyl	**0**	48.1-152	S	%REC	10000	12/4/2018 6:48:49 PM
MOISTURE CONTENT-ASTM D2216 (NOT ELAP CERTIFIED)						Analyst: **TSZ**
Percent Moisture	**5.8**	0.1		wt%	1	12/4/2018

Lab SampleID: 181204003-004 **Collection Date:** 12/3/2018
Client Sample ID: B-5-E-2 **Matrix:** SOLID

Analyses	Result	RL	Qual	Units	DF	Date Analyzed
POLYCHLORINATED BIPHENYLS - EPA 8082A (**Prep: SW3545A - 12/4/2018**)						Analyst: **KF**
Aroclor 1016	**ND**	34000		µg/Kg-dry	1000	12/4/2018 7:02:10 PM
Aroclor 1221	**ND**	34000		µg/Kg-dry	1000	12/4/2018 7:02:10 PM
Aroclor 1232	**ND**	34000		µg/Kg-dry	1000	12/4/2018 7:02:10 PM
Aroclor 1242	**ND**	34000		µg/Kg-dry	1000	12/4/2018 7:02:10 PM
Aroclor 1248	**1300000**	34000		µg/Kg-dry	1000	12/4/2018 7:02:10 PM
Aroclor 1254	**ND**	34000		µg/Kg-dry	1000	12/4/2018 7:02:10 PM
Aroclor 1260	**ND**	34000		µg/Kg-dry	1000	12/4/2018 7:02:10 PM
Aroclor 1262	**ND**	34000		µg/Kg-dry	1000	12/4/2018 7:02:10 PM
Aroclor 1268	**ND**	34000		µg/Kg-dry	1000	12/4/2018 7:02:10 PM
Surr: Decachlorobiphenyl	**0**	48.1-152	S	%REC	1000	12/4/2018 7:02:10 PM
MOISTURE CONTENT-ASTM D2216 (NOT ELAP CERTIFIED)						Analyst: **TSZ**
Percent Moisture	**2.6**	0.1		wt%	1	12/4/2018

Adirondack Environmental Services, Inc

Date: *05-Dec-18*

CLIENT: Barton & Loguidice, P.C.
Project: Amphenol

LabWork Order: **181204003**
PO#:

Lab SampleID: 181204003-005 **Collection Date:** 12/3/2018
Client Sample ID: B-5-NE-1 **Matrix:** SOLID

Analyses	Result	RL	Qual	Units	DF	Date Analyzed
POLYCHLORINATED BIPHENYLS - EPA 8082A (**Prep: SW3545A - 12/4/2018**)						Analyst: **KF**
Aroclor 1016	**ND**	690		µg/Kg-dry	20	12/4/2018 4:24:59 PM
Aroclor 1221	**ND**	690		µg/Kg-dry	20	12/4/2018 4:24:59 PM
Aroclor 1232	**ND**	690		µg/Kg-dry	20	12/4/2018 4:24:59 PM
Aroclor 1242	**ND**	690		µg/Kg-dry	20	12/4/2018 4:24:59 PM
Aroclor 1248	**7700**	690		µg/Kg-dry	20	12/4/2018 4:24:59 PM
Aroclor 1254	**ND**	690		µg/Kg-dry	20	12/4/2018 4:24:59 PM
Aroclor 1260	**ND**	690		µg/Kg-dry	20	12/4/2018 4:24:59 PM
Aroclor 1262	**ND**	690		µg/Kg-dry	20	12/4/2018 4:24:59 PM
Aroclor 1268	**ND**	690		µg/Kg-dry	20	12/4/2018 4:24:59 PM
Surr: Decachlorobiphenyl	**120**	48.1-152		%REC	20	12/4/2018 4:24:59 PM
MOISTURE CONTENT-ASTM D2216 (NOT ELAP CERTIFIED)						Analyst: **TSZ**
Percent Moisture	**4.7**	0.1		wt%	1	12/4/2018

Lab SampleID: 181204003-006 **Collection Date:** 12/3/2018
Client Sample ID: B-5-NE-2 **Matrix:** SOLID

Analyses	Result	RL	Qual	Units	DF	Date Analyzed
POLYCHLORINATED BIPHENYLS - EPA 8082A (**Prep: SW3545A - 12/4/2018**)						Analyst: **KF**
Aroclor 1016	**ND**	690		µg/Kg-dry	20	12/4/2018 4:38:23 PM
Aroclor 1221	**ND**	690		µg/Kg-dry	20	12/4/2018 4:38:23 PM
Aroclor 1232	**ND**	690		µg/Kg-dry	20	12/4/2018 4:38:23 PM
Aroclor 1242	**ND**	690		µg/Kg-dry	20	12/4/2018 4:38:23 PM
Aroclor 1248	**10000**	690		µg/Kg-dry	20	12/4/2018 4:38:23 PM
Aroclor 1254	**ND**	690		µg/Kg-dry	20	12/4/2018 4:38:23 PM
Aroclor 1260	**ND**	690		µg/Kg-dry	20	12/4/2018 4:38:23 PM
Aroclor 1262	**ND**	690		µg/Kg-dry	20	12/4/2018 4:38:23 PM
Aroclor 1268	**ND**	690		µg/Kg-dry	20	12/4/2018 4:38:23 PM
Surr: Decachlorobiphenyl	**120**	48.1-152		%REC	20	12/4/2018 4:38:23 PM
MOISTURE CONTENT-ASTM D2216 (NOT ELAP CERTIFIED)						Analyst: **TSZ**
Percent Moisture	**4.0**	0.1		wt%	1	12/4/2018

Adirondack Environmental Services, Inc

Date: *05-Dec-18*

CLIENT: Barton & Loguidice, P.C.
Project: Amphenol

LabWork Order: **181204003**
PO#:

Lab SampleID: 181204003-007 **Collection Date:** 12/3/2018
Client Sample ID: B-5-NE-3 **Matrix:** SOLID

Analyses	Result	RL	Qual	Units	DF	Date Analyzed
POLYCHLORINATED BIPHENYLS - EPA 8082A (Prep: SW3545A - 12/4/2018)						Analyst: **KF**
Aroclor 1016	**ND**	6800		µg/Kg-dry	200	12/4/2018 4:51:44 PM
Aroclor 1221	**ND**	6800		µg/Kg-dry	200	12/4/2018 4:51:44 PM
Aroclor 1232	**ND**	6800		µg/Kg-dry	200	12/4/2018 4:51:44 PM
Aroclor 1242	**ND**	6800		µg/Kg-dry	200	12/4/2018 4:51:44 PM
Aroclor 1248	**130000**	6800		µg/Kg-dry	200	12/4/2018 4:51:44 PM
Aroclor 1254	**ND**	6800		µg/Kg-dry	200	12/4/2018 4:51:44 PM
Aroclor 1260	**ND**	6800		µg/Kg-dry	200	12/4/2018 4:51:44 PM
Aroclor 1262	**ND**	6800		µg/Kg-dry	200	12/4/2018 4:51:44 PM
Aroclor 1268	**ND**	6800		µg/Kg-dry	200	12/4/2018 4:51:44 PM
Surr: Decachlorobiphenyl	**0**	48.1-152	S	%REC	200	12/4/2018 4:51:44 PM
MOISTURE CONTENT-ASTM D2216 (NOT ELAP CERTIFIED)						Analyst: **TSZ**
Percent Moisture	**2.7**	0.1		wt%	1	12/4/2018

Lab SampleID: 181204003-008 **Collection Date:** 12/3/2018
Client Sample ID: B-1-S-1 **Matrix:** SOLID

Analyses	Result	RL	Qual	Units	DF	Date Analyzed
POLYCHLORINATED BIPHENYLS - EPA 8082A (Prep: SW3545A - 12/4/2018)						Analyst: **KF**
Aroclor 1016	**ND**	6700		µg/Kg-dry	200	12/4/2018 5:05:06 PM
Aroclor 1221	**ND**	6700		µg/Kg-dry	200	12/4/2018 5:05:06 PM
Aroclor 1232	**ND**	6700		µg/Kg-dry	200	12/4/2018 5:05:06 PM
Aroclor 1242	**ND**	6700		µg/Kg-dry	200	12/4/2018 5:05:06 PM
Aroclor 1248	**110000**	6700		µg/Kg-dry	200	12/4/2018 5:05:06 PM
Aroclor 1254	**ND**	6700		µg/Kg-dry	200	12/4/2018 5:05:06 PM
Aroclor 1260	**ND**	6700		µg/Kg-dry	200	12/4/2018 5:05:06 PM
Aroclor 1262	**ND**	6700		µg/Kg-dry	200	12/4/2018 5:05:06 PM
Aroclor 1268	**ND**	6700		µg/Kg-dry	200	12/4/2018 5:05:06 PM
Surr: Decachlorobiphenyl	**0**	48.1-152	S	%REC	200	12/4/2018 5:05:06 PM
MOISTURE CONTENT-ASTM D2216 (NOT ELAP CERTIFIED)						Analyst: **TSZ**
Percent Moisture	**1.8**	0.1		wt%	1	12/4/2018

Adirondack Environmental Services, Inc

Date: *05-Dec-18*

CLIENT: Barton & Loguidice, P.C.
Project: Amphenol

LabWork Order: **181204003**
PO#:

Lab SampleID: 181204003-009 **Collection Date:** 12/3/2018
Client Sample ID: B-1-S-2 **Matrix:** SOLID

Analyses	Result	RL	Qual	Units	DF	Date Analyzed
POLYCHLORINATED BIPHENYLS - EPA 8082A (**Prep: SW3545A - 12/4/2018**)						Analyst: **KF**
Aroclor 1016	**ND**	6700		µg/Kg-dry	200	12/4/2018 5:28:27 PM
Aroclor 1221	**ND**	6700		µg/Kg-dry	200	12/4/2018 5:28:27 PM
Aroclor 1232	**ND**	6700		µg/Kg-dry	200	12/4/2018 5:28:27 PM
Aroclor 1242	**ND**	6700		µg/Kg-dry	200	12/4/2018 5:28:27 PM
Aroclor 1248	**94000**	6700		µg/Kg-dry	200	12/4/2018 5:28:27 PM
Aroclor 1254	**ND**	6700		µg/Kg-dry	200	12/4/2018 5:28:27 PM
Aroclor 1260	**ND**	6700		µg/Kg-dry	200	12/4/2018 5:28:27 PM
Aroclor 1262	**ND**	6700		µg/Kg-dry	200	12/4/2018 5:28:27 PM
Aroclor 1268	**ND**	6700		µg/Kg-dry	200	12/4/2018 5:28:27 PM
Surr: Decachlorobiphenyl	**0**	48.1-152	S	%REC	200	12/4/2018 5:28:27 PM
MOISTURE CONTENT-ASTM D2216 (NOT ELAP CERTIFIED)						Analyst: **TSZ**
Percent Moisture	**1.6**	0.1		wt%	1	12/4/2018

Lab SampleID: 181204003-010 **Collection Date:** 12/3/2018
Client Sample ID: B-1-SW-P-S-2 **Matrix:** SOLID

Analyses	Result	RL	Qual	Units	DF	Date Analyzed
POLYCHLORINATED BIPHENYLS - EPA 8082A (**Prep: SW3545A - 12/4/2018**)						Analyst: **KF**
Aroclor 1016	**ND**	340000		µg/Kg-dry	10000	12/4/2018
Aroclor 1221	**ND**	340000		µg/Kg-dry	10000	12/4/2018
Aroclor 1232	**ND**	340000		µg/Kg-dry	10000	12/4/2018
Aroclor 1242	**ND**	340000		µg/Kg-dry	10000	12/4/2018
Aroclor 1248	**3500000**	340000		µg/Kg-dry	10000	12/4/2018
Aroclor 1254	**ND**	340000		µg/Kg-dry	10000	12/4/2018
Aroclor 1260	**ND**	340000		µg/Kg-dry	10000	12/4/2018
Aroclor 1262	**ND**	340000		µg/Kg-dry	10000	12/4/2018
Aroclor 1268	**ND**	340000		µg/Kg-dry	10000	12/4/2018
Surr: Decachlorobiphenyl	**0**	48.1-152	S	%REC	10000	12/4/2018
MOISTURE CONTENT-ASTM D2216 (NOT ELAP CERTIFIED)						Analyst: **TSZ**
Percent Moisture	**2.3**	0.1		wt%	1	12/4/2018

Adirondack Environmental Services Inc.
Experience is the solution
314 North Pearl Street
Albany, New York 12207
518-434-4546/434-0891 FAX

CHAIN OF CUSTODY RECORD

AES Work Order # 18 | 2070 03

A full service analytical research laboratory offering solutions to environmental concerns

Client Name: B+L	Address: 443 Electronics Pkwy, Liverpool NY 13088	
Send Report To: Scott Westrand, Matthew Stradal	Project Name (Location): Amphenol	Samplers: (Names): Matthew Stradal
Client Phone No: 315-457-5200	Client Email: SWestrand@Westrandlegalk.com, MStradal@Westrandlegalk.com	PO Number: 1153.00.001
		Samplers: (Signature): [signature]

AES Sample Number	Client Sample Identification & Location	Date Sampled	Time A=a.m. P=p.m.	Sample Type Matrix	Comp	Grab	Number of Cont's	Analysis Required
001	B-5-SW-1	12/3/18	11:50 A	Soil	X		1	PCBs
002	B-5-SE-1		12:12 P					
003	B-5-SE-2		12:10 P					
004	B-5-E-2		12:30 P					
005	B-5-NE-1		12:45 P					
006	B-5-NE-2		12:35 P					
007	B-5-NE-3		12:34 P					
008	B-1-S-1		13:25 P					
009	B-1-S-2		13:22 P					
010	B-1-SW-P-S-2		13:35 P					
			A P					
			A P					
			A P					
			A P					

Shipment Arrived Via: FedEx UPS Client AES Other:_____

Turnaround Time Request:
☐ 1 Day ☐ 3 Day ☐ Normal
☒ 2 Day ☐ 5 Day
Note: Samples received after 3:30 pm are considered next business day

CC Report To / Special Instructions/Remarks:
Please also report to Jim Mickam
e jmickam@ejtmllc.com

Relinquished by: (Signature)	Received by: (Signature)	Date/Time
[signature]		12/3/18 17:00
Relinquished by: (Signature)	Received by: (Signature)	Date/Time
Relinquished by: (Signature)	Received for Laboratory by: [signature]	Date/Time 12/4/18 8:33 AM

Temperature	AES Bottles	Properly Preserved	Received Within Holding Times
Ambient or Chilled (circled: Chilled) Notes: 12°C	Y ☐ N ☒	(Y) N Notes:	(Y) N

WHITE - Lab Copy YELLOW - Sampler Copy

Adirondack Environmental Services

181204003

Adirondack Environmental Services Inc.
Experience is the solution
314 North Pearl Street • Albany, New York 12207 • (518) 434-4546 • Fax (518) 434-0891

TERMS, CONDITIONS & LIMITATIONS

All service rendered by the **Adirondack Environmental Services, Inc.** are undertaken and all rates are based upon the following terms:

(a) Neither **Adirondack Environmental Services, Inc.**, nor any of its employees, agents or sub-contractors shall be liable for any loss or damage arising out of **Adirondack Environmental Services, Inc.'s** performance or nonperformance, whether by way of negligence or breach of contract, or otherwise, in any amount greater than twice the amount billed to the customer for the work leading to the claim of the customer. Said remedy shall be the sole and exclusive remedy against **Adirondack Environmental Services, Inc.** arising out of its work.

(b) All claims made must be in writing within forty-five (45) days after delivery of the **Adirondack Environmental Services, Inc.** report regarding said work or such claim shall be deemed or irrevocably waived.

(c) **Adirondack Environmental Services, Inc.** reports are submitted in writing and are for our customers only. Our customers are considered to be only those entities being billed for our services. Acquisition of an **Adirondack Environmental Services, Inc.** report by other than our customer does not constitute a representation of **Adirondack Environmental Services, Inc.** as to the accuracy of the contents thereof.

(d) In no event shall **Adirondack Environmental Services, Inc.**, its employees, agents or sub-contractors be responsible for consequential or special damages of any kind or in any amount.

(e) No deviation from the terms set forth herein shall bind **Adirondack Environmental Services, Inc.** unless in writing and signed by a Director of **Adirondack Environmental Services, Inc.**

(f) Results pertain only to items analyzed. Information supplied by client is assumed to be correct. This information may be used on reports and in calculations and **Adirondack Environmental Services, Inc.** is not responsible for the accuracy of this information.

(g) Payments by Credit Card/Purchase Cards are subject to a 3% additional charge.

ANALYTICAL REPORT

Lab Number:	L1849352
Client:	Barton & Loguidice, P.C 443 Electronics Pkwy Liverpool, NY 13088
ATTN:	Matthew Strodel
Phone:	(716) 352-2102
Project Name:	AMPHENOLL
Project Number:	1153.010.001
Report Date:	12/05/18

The original project report/data package is held by Alpha Analytical. This report/data package is paginated and should be reproduced only in its entirety. Alpha Analytical holds no responsibility for results and/or data that are not consistent with the original.

Certifications & Approvals: MA (M-MA086), NH NELAP (2064), CT (PH-0574), IL (200077), ME (MA00086), MD (348), NJ (MA935), NY (11148), NC (25700/666), PA (68-03671), RI (LAO00065), TX (T104704476), VT (VT-0935), VA (460195), USDA (Permit #P330-17-00196).

Eight Walkup Drive, Westborough, MA 01581-1019
508-898-9220 (Fax) 508-898-9193 800-624-9220 - www.alphalab.com

Project Name: AMPHENOLL
Project Number: 1153.010.001

Lab Number: L1849352
Report Date: 12/05/18

Alpha Sample ID	Client ID	Matrix	Sample Location	Collection Date/Time	Receive Date
L1849352-01	B-5 0-1"	SOLID	SIDNEY, NY	12/03/18 11:03	12/03/18
L1849352-02	B-5 0-1-2"	SOLID	SIDNEY, NY	12/03/18 11:05	12/03/18
L1849352-03	B-5 2-3"	SOLID	SIDNEY, NY	12/03/18 11:07	12/03/18
L1849352-04	B-5-E0 0-1"	SOLID	SIDNEY, NY	12/03/18 11:28	12/03/18
L1849352-05	B-5-E0 1-2"	SOLID	SIDNEY, NY	12/03/18 11:30	12/03/18
L1849352-06	B-5-E0 2-3"	SOLID	SIDNEY, NY	12/03/18 11:32	12/03/18
L1849352-07	B-1 0-1"	SOLID	SIDNEY, NY	12/03/18 11:57	12/03/18
L1849352-08	B-1 1-2"	SOLID	SIDNEY, NY	12/03/18 11:59	12/03/18
L1849352-09	B-1 2-3"	SOLID	SIDNEY, NY	12/03/18 12:01	12/03/18

Project Name: AMPHENOLL
Project Number: 1153.010.001
Lab Number: L1849352
Report Date: 12/05/18

Case Narrative

The samples were received in accordance with the Chain of Custody and no significant deviations were encountered during the preparation or analysis unless otherwise noted. Sample Receipt, Container Information, and the Chain of Custody are located at the back of the report.

Results contained within this report relate only to the samples submitted under this Alpha Lab Number and meet NELAP requirements for all NELAP accredited parameters unless otherwise noted in the following narrative. The data presented in this report is organized by parameter (i.e. VOC, SVOC, etc.). Sample specific Quality Control data (i.e. Surrogate Spike Recovery) is reported at the end of the target analyte list for each individual sample, followed by the Laboratory Batch Quality Control at the end of each parameter. Tentatively Identified Compounds (TICs), if requested, are reported for compounds identified to be present and are not part of the method/program Target Compound List, even if only a subset of the TCL are being reported. If a sample was re-analyzed or re-extracted due to a required quality control corrective action and if both sets of data are reported, the Laboratory ID of the re-analysis or re-extraction is designated with an "R" or "RE", respectively. When multiple Batch Quality Control elements are reported (e.g. more than one LCS), the associated samples for each element are noted in the grey shaded header line of each data table. Any Laboratory Batch, Sample Specific % recovery or RPD value that is outside the listed Acceptance Criteria is bolded in the report. All specific QC information is also incorporated in the Data Usability format of our Data Merger tool where it can be reviewed along with any associated usability implications. Soil/sediments, solids and tissues are reported on a dry weight basis unless otherwise noted. Definitions of all data qualifiers and acronyms used in this report are provided in the Glossary located at the back of the report.

In reference to questions H (CAM) or 4 (RCP) when "NO" is checked, the performance criteria for CAM and RCP methods allow for some quality control failures to occur and still be within method compliance. In these instances the specific failure is not narrated but noted in the associated QC table. The information is also incorporated in the Data Usability format of our Data Merger tool where it can be reviewed along with any associated usability implications.

Please see the associated ADEx data file for a comparison of laboratory reporting limits that were achieved with the regulatory Numerical Standards requested on the Chain of Custody.

HOLD POLICY
For samples submitted on hold, Alpha's policy is to hold samples (with the exception of Air canisters) free of charge for 21 calendar days from the date the project is completed. After 21 calendar days, we will dispose of all samples submitted including those put on hold unless you have contacted your Client Service Representative and made arrangements for Alpha to continue to hold the samples. Air canisters will be disposed after 3 business days from the date the project is completed.

Please contact Client Services at 800-624-9220 with any questions.

Project Name:	AMPHENOLL	**Lab Number:**	L1849352
Project Number:	1153.010.001	**Report Date:**	12/05/18

Case Narrative (continued)

Report Submission

All non-detect (ND) or estimated concentrations (J-qualified) have been quantitated to the limit noted in the MDL column.

Sample Receipt

L1849352-02, -05, and -08: The sample was received in an inappropriate container for the PCBs analysis.

PCBs

L1849352-02, -05, and -08: The surrogate recoveries are below the acceptance criteria for 2,4,5,6-tetrachloro-m-xylene (0%) and decachlorobiphenyl (0%) due to the dilution required to quantitate the sample. Re-extraction was not required; therefore, the results of the original analysis are reported.

I, the undersigned, attest under the pains and penalties of perjury that, to the best of my knowledge and belief and based upon my personal inquiry of those responsible for providing the information contained in this analytical report, such information is accurate and complete. This certificate of analysis is not complete unless this page accompanies any and all pages of this report.

Authorized Signature: Michelle M. Morris

Title: Technical Director/Representative

Date: 12/05/18

ORGANICS

PCBS

Project Name: AMPHENOLL
Project Number: 1153.010.001
Lab Number: L1849352
Report Date: 12/05/18

SAMPLE RESULTS

Lab ID: L1849352-02 D
Client ID: B-5 0-1-2"
Sample Location: SIDNEY, NY

Sample Depth:
Matrix: Solid
Analytical Method: 1,8082A
Analytical Date: 12/05/18 16:31
Analyst: AWS
Percent Solids: 96%

Date Collected: 12/03/18 11:05
Date Received: 12/03/18
Field Prep: Not Specified

Extraction Method: EPA 3540C
Extraction Date: 12/04/18 06:09
Cleanup Method: EPA 3665A
Cleanup Date: 12/05/18
Cleanup Method: EPA 3660B
Cleanup Date: 12/05/18

Parameter	Result	Qualifier	Units	RL	MDL	Dilution Factor	Column
Polychlorinated Biphenyls by GC - Westborough Lab							
Aroclor 1016	ND		ug/kg	472000	41900	5000	A
Aroclor 1221	ND		ug/kg	472000	47200	5000	A
Aroclor 1232	ND		ug/kg	472000	100000	5000	A
Aroclor 1242	ND		ug/kg	472000	63600	5000	A
Aroclor 1248	5070000		ug/kg	472000	70700	5000	B
Aroclor 1254	ND		ug/kg	472000	51600	5000	A
Aroclor 1260	ND		ug/kg	472000	87100	5000	A
Aroclor 1262	ND		ug/kg	472000	59900	5000	A
Aroclor 1268	ND		ug/kg	472000	48800	5000	A
PCBs, Total	5070000		ug/kg	472000	41900	5000	B

Surrogate	% Recovery	Qualifier	Acceptance Criteria	Column
2,4,5,6-Tetrachloro-m-xylene	**0**	Q	30-150	A
Decachlorobiphenyl	**0**	Q	30-150	A
2,4,5,6-Tetrachloro-m-xylene	**0**	Q	30-150	B
Decachlorobiphenyl	**0**	Q	30-150	B

Project Name: AMPHENOLL
Project Number: 1153.010.001
Lab Number: L1849352
Report Date: 12/05/18

SAMPLE RESULTS

Lab ID: L1849352-05 D
Client ID: B-5-E0 1-2"
Sample Location: SIDNEY, NY

Sample Depth:
Matrix: Solid
Analytical Method: 1,8082A
Analytical Date: 12/05/18 15:50
Analyst: AWS
Percent Solids: 96%

Date Collected: 12/03/18 11:30
Date Received: 12/03/18
Field Prep: Not Specified

Extraction Method: EPA 3540C
Extraction Date: 12/04/18 06:09
Cleanup Method: EPA 3665A
Cleanup Date: 12/05/18
Cleanup Method: EPA 3660B
Cleanup Date: 12/05/18

Parameter	Result	Qualifier	Units	RL	MDL	Dilution Factor	Column
Polychlorinated Biphenyls by GC - Westborough Lab							
Aroclor 1016	ND		ug/kg	50300	4460	500	A
Aroclor 1221	ND		ug/kg	50300	5040	500	A
Aroclor 1232	ND		ug/kg	50300	10600	500	A
Aroclor 1242	ND		ug/kg	50300	6780	500	A
Aroclor 1248	214000		ug/kg	50300	7540	500	B
Aroclor 1254	ND		ug/kg	50300	5500	500	A
Aroclor 1260	ND		ug/kg	50300	9290	500	A
Aroclor 1262	ND		ug/kg	50300	6380	500	A
Aroclor 1268	ND		ug/kg	50300	5210	500	A
PCBs, Total	214000		ug/kg	50300	4460	500	B

Surrogate	% Recovery	Qualifier	Acceptance Criteria	Column
2,4,5,6-Tetrachloro-m-xylene	**0**	Q	30-150	A
Decachlorobiphenyl	**0**	Q	30-150	A
2,4,5,6-Tetrachloro-m-xylene	**0**	Q	30-150	B
Decachlorobiphenyl	**0**	Q	30-150	B

Project Name: AMPHENOLL
Project Number: 1153.010.001

Lab Number: L1849352
Report Date: 12/05/18

SAMPLE RESULTS

Lab ID: L1849352-08 D
Client ID: B-1 1-2"
Sample Location: SIDNEY, NY

Sample Depth:
Matrix: Solid
Analytical Method: 1,8082A
Analytical Date: 12/05/18 16:19
Analyst: AWS
Percent Solids: 96%

Date Collected: 12/03/18 11:59
Date Received: 12/03/18
Field Prep: Not Specified

Extraction Method: EPA 3540C
Extraction Date: 12/04/18 06:09
Cleanup Method: EPA 3665A
Cleanup Date: 12/05/18
Cleanup Method: EPA 3660B
Cleanup Date: 12/05/18

Parameter	Result	Qualifier	Units	RL	MDL	Dilution Factor	Column
Polychlorinated Biphenyls by GC - Westborough Lab							
Aroclor 1016	ND		ug/kg	24100	2140	250	A
Aroclor 1221	ND		ug/kg	24100	2420	250	A
Aroclor 1232	ND		ug/kg	24100	5110	250	A
Aroclor 1242	ND		ug/kg	24100	3250	250	A
Aroclor 1248	107000		ug/kg	24100	3620	250	B
Aroclor 1254	ND		ug/kg	24100	2640	250	A
Aroclor 1260	ND		ug/kg	24100	4460	250	A
Aroclor 1262	ND		ug/kg	24100	3060	250	A
Aroclor 1268	ND		ug/kg	24100	2500	250	A
PCBs, Total	107000		ug/kg	24100	2140	250	B

Surrogate	% Recovery	Qualifier	Acceptance Criteria	Column
2,4,5,6-Tetrachloro-m-xylene	**0**	Q	30-150	A
Decachlorobiphenyl	**0**	Q	30-150	A
2,4,5,6-Tetrachloro-m-xylene	**0**	Q	30-150	B
Decachlorobiphenyl	**0**	Q	30-150	B

Project Name: AMPHENOLL
Project Number: 1153.010.001

Lab Number: L1849352
Report Date: 12/05/18

Method Blank Analysis
Batch Quality Control

Analytical Method: 1,8082A
Analytical Date: 12/05/18 14:02
Analyst: AWS

Extraction Method: EPA 3540C
Extraction Date: 12/04/18 06:09
Cleanup Method: EPA 3665A
Cleanup Date: 12/05/18
Cleanup Method: EPA 3660B
Cleanup Date: 12/05/18

Parameter	Result	Qualifier	Units	RL	MDL	Column
Polychlorinated Biphenyls by GC - Westborough Lab for sample(s): 02,05,08 Batch: WG1185256-1						
Aroclor 1016	ND		ug/kg	97.6	8.67	A
Aroclor 1221	ND		ug/kg	97.6	9.78	A
Aroclor 1232	ND		ug/kg	97.6	20.7	A
Aroclor 1242	ND		ug/kg	97.6	13.2	A
Aroclor 1248	ND		ug/kg	97.6	14.6	A
Aroclor 1254	ND		ug/kg	97.6	10.7	A
Aroclor 1260	ND		ug/kg	97.6	18.0	A
Aroclor 1262	ND		ug/kg	97.6	12.4	A
Aroclor 1268	ND		ug/kg	97.6	10.1	A
PCBs, Total	ND		ug/kg	97.6	8.67	A

Surrogate	%Recovery	Qualifier	Acceptance Criteria	Column
2,4,5,6-Tetrachloro-m-xylene	91		30-150	A
Decachlorobiphenyl	79		30-150	A
2,4,5,6-Tetrachloro-m-xylene	90		30-150	B
Decachlorobiphenyl	80		30-150	B

Lab Control Sample Analysis
Batch Quality Control

Project Name: AMPHENOLL
Project Number: 1153.010.001
Lab Number: L1849352
Report Date: 12/05/18

Parameter	LCS %Recovery	Qual	LCSD %Recovery	Qual	%Recovery Limits	RPD	Qual	RPD Limits	Column
Polychlorinated Biphenyls by GC - Westborough Lab Associated sample(s): 02,05,08 Batch: WG1185256-2 WG1185256-3									
Aroclor 1016	83		77		40-140	8		50	A
Aroclor 1260	83		76		40-140	9		50	A

Surrogate	LCS %Recovery	Qual	LCSD %Recovery	Qual	Acceptance Criteria	Column
2,4,5,6-Tetrachloro-m-xylene	95		88		30-150	A
Decachlorobiphenyl	77		71		30-150	A
2,4,5,6-Tetrachloro-m-xylene	92		85		30-150	B
Decachlorobiphenyl	80		74		30-150	B

INORGANICS
&
MISCELLANEOUS

Project Name: AMPHENOLL
Project Number: 1153.010.001

Lab Number: L1849352
Report Date: 12/05/18

SAMPLE RESULTS

Lab ID: L1849352-02
Client ID: B-5 0-1-2"
Sample Location: SIDNEY, NY

Date Collected: 12/03/18 11:05
Date Received: 12/03/18
Field Prep: Not Specified

Sample Depth:
Matrix: Solid

Parameter	Result	Qualifier	Units	RL	MDL	Dilution Factor	Date Prepared	Date Analyzed	Analytical Method	Analyst
General Chemistry - Westborough Lab										
Solids, Total	96.4		%	0.100	NA	1	-	12/04/18 10:36	121,2540G	RI

Project Name: AMPHENOLL
Project Number: 1153.010.001

Lab Number: L1849352
Report Date: 12/05/18

SAMPLE RESULTS

Lab ID: L1849352-05
Client ID: B-5-E0 1-2"
Sample Location: SIDNEY, NY

Date Collected: 12/03/18 11:30
Date Received: 12/03/18
Field Prep: Not Specified

Sample Depth:
Matrix: Solid

Parameter	Result	Qualifier	Units	RL	MDL	Dilution Factor	Date Prepared	Date Analyzed	Analytical Method	Analyst
General Chemistry - Westborough Lab										
Solids, Total	95.8		%	0.100	NA	1	-	12/04/18 10:36	121,2540G	RI

Project Name: AMPHENOLL
Project Number: 1153.010.001

Lab Number: L1849352
Report Date: 12/05/18

SAMPLE RESULTS

Lab ID: L1849352-08
Client ID: B-1 1-2"
Sample Location: SIDNEY, NY

Date Collected: 12/03/18 11:59
Date Received: 12/03/18
Field Prep: Not Specified

Sample Depth:
Matrix: Solid

Parameter	Result	Qualifier	Units	RL	MDL	Dilution Factor	Date Prepared	Date Analyzed	Analytical Method	Analyst
General Chemistry - Westborough Lab										
Solids, Total	96.3		%	0.100	NA	1	-	12/04/18 10:36	121,2540G	RI

Lab Duplicate Analysis

Batch Quality Control

Project Name: AMPHENOLL

Project Number: 1153.010.001

Lab Number: L1849352

Report Date: 12/05/18

Parameter	Native Sample	Duplicate Sample	Units	RPD	Qual	RPD Limits
General Chemistry - Westborough Lab Associated sample(s): 02,05,08 QC Batch ID: WG1185370-1 QC Sample: L1848879-02 Client ID: DUP Sample						
Solids, Total	85.6	80.2	%	7		20

Project Name: AMPHENOLL
Project Number: 1153.010.001

Lab Number: L1849352
Report Date: 12/05/18

Sample Receipt and Container Information

Were project specific reporting limits specified? YES

Cooler Information

Cooler	Custody Seal
A	Absent

Container Information

Container ID	Container Type	Cooler	Initial pH	Final pH	Temp deg C	Pres	Seal	Frozen Date/Time	Analysis(*)
L1849352-01A	Bag	A	NA		2.0	Y	Absent		HOLD-8082()
L1849352-02A	Bag	A	NA		2.0	Y	Absent		TS(7),NYTCL-8082-CNCRT(14)
L1849352-03A	Bag	A	NA		2.0	Y	Absent		HOLD-8082()
L1849352-04A	Bag	A	NA		2.0	Y	Absent		HOLD-8082()
L1849352-05A	Bag	A	NA		2.0	Y	Absent		TS(7),NYTCL-8082-CNCRT(14)
L1849352-06A	Bag	A	NA		2.0	Y	Absent		HOLD-8082()
L1849352-07A	Bag	A	NA		2.0	Y	Absent		HOLD-8082()
L1849352-08A	Bag	A	NA		2.0	Y	Absent		TS(7),NYTCL-8082-CNCRT(14)
L1849352-09A	Bag	A	NA		2.0	Y	Absent		HOLD-8082()

*Values in parentheses indicate holding time in days

Project Name:	AMPHENOLL	**Lab Number:**	L1849352
Project Number:	1153.010.001	**Report Date:**	12/05/18

GLOSSARY

Acronyms

EDL	- Estimated Detection Limit: This value represents the level to which target analyte concentrations are reported as estimated values, when those target analyte concentrations are quantified below the reporting limit (RL). The EDL includes any adjustments from dilutions, concentrations or moisture content, where applicable. The use of EDLs is specific to the analysis of PAHs using Solid-Phase Microextraction (SPME).
EMPC	- Estimated Maximum Possible Concentration: The concentration that results from the signal present at the retention time of an analyte when the ions meet all of the identification criteria except the ion abundance ratio criteria. An EMPC is a worst-case estimate of the concentration.
EPA	- Environmental Protection Agency.
LCS	- Laboratory Control Sample: A sample matrix, free from the analytes of interest, spiked with verified known amounts of analytes or a material containing known and verified amounts of analytes.
LCSD	- Laboratory Control Sample Duplicate: Refer to LCS.
LFB	- Laboratory Fortified Blank: A sample matrix, free from the analytes of interest, spiked with verified known amounts of analytes or a material containing known and verified amounts of analytes.
MDL	- Method Detection Limit: This value represents the level to which target analyte concentrations are reported as estimated values, when those target analyte concentrations are quantified below the reporting limit (RL). The MDL includes any adjustments from dilutions, concentrations or moisture content, where applicable.
MS	- Matrix Spike Sample: A sample prepared by adding a known mass of target analyte to a specified amount of matrix sample for which an independent estimate of target analyte concentration is available.
MSD	- Matrix Spike Sample Duplicate: Refer to MS.
NA	- Not Applicable.
NC	- Not Calculated: Term is utilized when one or more of the results utilized in the calculation are non-detect at the parameter's reporting unit.
NDPA/DPA	- N-Nitrosodiphenylamine/Diphenylamine.
NI	- Not Ignitable.
NP	- Non-Plastic: Term is utilized for the analysis of Atterberg Limits in soil.
RL	- Reporting Limit: The value at which an instrument can accurately measure an analyte at a specific concentration. The RL includes any adjustments from dilutions, concentrations or moisture content, where applicable.
RPD	- Relative Percent Difference: The results from matrix and/or matrix spike duplicates are primarily designed to assess the precision of analytical results in a given matrix and are expressed as relative percent difference (RPD). Values which are less than five times the reporting limit for any individual parameter are evaluated by utilizing the absolute difference between the values; although the RPD value will be provided in the report.
SRM	- Standard Reference Material: A reference sample of a known or certified value that is of the same or similar matrix as the associated field samples.
STLP	- Semi-dynamic Tank Leaching Procedure per EPA Method 1315.
TEF	- Toxic Equivalency Factors: The values assigned to each dioxin and furan to evaluate their toxicity relative to 2,3,7,8-TCDD.
TEQ	- Toxic Equivalent: The measure of a sample¿s toxicity derived by multiplying each dioxin and furan by its corresponding TEF and then summing the resulting values.
TIC	- Tentatively Identified Compound: A compound that has been identified to be present and is not part of the target compound list (TCL) for the method and/or program. All TICs are qualitatively identified and reported as estimated concentrations.

Footnotes

1	- The reference for this analyte should be considered modified since this analyte is absent from the target analyte list of the original method.

Terms

Analytical Method: Both the document from which the method originates and the analytical reference method. (Example: EPA 8260B is shown as 1,8260B.) The codes for the reference method documents are provided in the References section of the Addendum.

Final pH: As it pertains to Sample Receipt & Container Information section of the report, Final pH reflects pH of container determined after adjustment at the laboratory, if applicable. If no adjustment required, value reflects Initial pH.

Frozen Date/Time: With respect to Volatile Organics in soil, Frozen Date/Time reflects the date/time at which associated Reagent Water-preserved vials were initially frozen. Note: If frozen date/time is beyond 48 hours from sample collection, value will be reflected in 'bold'.

Initial pH: As it pertains to Sample Receipt & Container Information section of the report, Initial pH reflects pH of container determined upon receipt, if applicable.

Total: With respect to Organic analyses, a 'Total' result is defined as the summation of results for individual isomers or Aroclors. If a 'Total' result is requested, the results of its individual components will also be reported. This is applicable to 'Total' results for methods 8260, 8081 and 8082.

Report Format: DU Report with 'J' Qualifiers

Project Name: AMPHENOLL **Lab Number:** L1849352

Project Number: 1153.010.001 **Report Date:** 12/05/18

Data Qualifiers

A - Spectra identified as "Aldol Condensation Product".

B - The analyte was detected above the reporting limit in the associated method blank. Flag only applies to associated field samples that have detectable concentrations of the analyte at less than ten times (10x) the concentration found in the blank. For MCP-related projects, flag only applies to associated field samples that have detectable concentrations of the analyte at less than ten times (10x) the concentration found in the blank. For DOD-related projects, flag only applies to associated field samples that have detectable concentrations of the analyte at less than ten times (10x) the concentration found in the blank AND the analyte was detected above one-half the reporting limit (or above the reporting limit for common lab contaminants) in the associated method blank. For NJ-Air-related projects, flag only applies to associated field samples that have detectable concentrations of the analyte above the reporting limit. For NJ-related projects (excluding Air), flag only applies to associated field samples that have detectable concentrations of the analyte, which was detected above the reporting limit in the associated method blank or above five times the reporting limit for common lab contaminants (Phthalates, Acetone, Methylene Chloride, 2-Butanone).

C - Co-elution: The target analyte co-elutes with a known lab standard (i.e. surrogate, internal standards, etc.) for co-extracted analyses.

D - Concentration of analyte was quantified from diluted analysis. Flag only applies to field samples that have detectable concentrations of the analyte.

E - Concentration of analyte exceeds the range of the calibration curve and/or linear range of the instrument.

G - The concentration may be biased high due to matrix interferences (i.e, co-elution) with non-target compound(s). The result should be considered estimated.

H - The analysis of pH was performed beyond the regulatory-required holding time of 15 minutes from the time of sample collection.

I - The lower value for the two columns has been reported due to obvious interference.

M - Reporting Limit (RL) exceeds the MCP CAM Reporting Limit for this analyte.

NJ - Presumptive evidence of compound. This represents an estimated concentration for Tentatively Identified Compounds (TICs), where the identification is based on a mass spectral library search.

P - The RPD between the results for the two columns exceeds the method-specified criteria.

Q - The quality control sample exceeds the associated acceptance criteria. For DOD-related projects, LCS and/or Continuing Calibration Standard exceedences are also qualified on all associated sample results. Note: This flag is not applicable for matrix spike recoveries when the sample concentration is greater than 4x the spike added or for batch duplicate RPD when the sample concentrations are less than 5x the RL. (Metals only.)

R - Analytical results are from sample re-analysis.

RE - Analytical results are from sample re-extraction.

S - Analytical results are from modified screening analysis.

J - Estimated value. The Target analyte concentration is below the quantitation limit (RL), but above the Method Detection Limit (MDL) or Estimated Detection Limit (EDL) for SPME-related analyses. This represents an estimated concentration for Tentatively Identified Compounds (TICs).

ND - Not detected at the method detection limit (MDL) for the sample, or estimated detection limit (EDL) for SPME-related analyses.

Report Format: DU Report with 'J' Qualifiers

Project Name: AMPHENOLL **Lab Number:** L1849352
Project Number: 1153.010.001 **Report Date:** 12/05/18

REFERENCES

1 Test Methods for Evaluating Solid Waste: Physical/Chemical Methods. EPA SW-846. Third Edition. Updates I - IV, 2007.

121 Standard Methods for the Examination of Water and Wastewater. APHA-AWWA-WEF. Standard Methods Online.

LIMITATION OF LIABILITIES

Alpha Analytical performs services with reasonable care and diligence normal to the analytical testing laboratory industry. In the event of an error, the sole and exclusive responsibility of Alpha Analytical shall be to re-perform the work at it's own expense. In no event shall Alpha Analytical be held liable for any incidental, consequential or special damages, including but not limited to, damages in any way connected with the use of, interpretation of, information or analysis provided by Alpha Analytical.

We strongly urge our clients to comply with EPA protocol regarding sample volume, preservation, cooling, containers, sampling procedures, holding time and splitting of samples in the field.

Certification Information

The following analytes are not included in our Primary NELAP Scope of Accreditation:

Westborough Facility
EPA 624/624.1: m/p-xylene, o-xylene
EPA 8260C: NPW: 1,2,4,5-Tetramethylbenzene; 4-Ethyltoluene, Azobenzene; SCM: Iodomethane (methyl iodide), Methyl methacrylate, 1,2,4,5-Tetramethylbenzene; 4-Ethyltoluene.
EPA 8270D: NPW: Dimethylnaphthalene,1,4-Diphenylhydrazine; SCM: Dimethylnaphthalene,1,4-Diphenylhydrazine.

EPA 6860: SCM: Perchlorate

SM4500: NPW: Amenable Cyanide; SCM: Total Phosphorus, TKN, NO2, NO3.

Mansfield Facility
SM 2540D: TSS
EPA 8082A: NPW: PCB: 1, 5, 31, 87,101, 110, 141, 151, 153, 180, 183, 187.
EPA TO-15: Halothane, 2,4,4-Trimethyl-2-pentene, 2,4,4-Trimethyl-1-pentene, Thiophene, 2-Methylthiophene, 3-Methylthiophene, 2-Ethylthiophene, 1,2,3-Trimethylbenzene, Indan, Indene, 1,2,4,5-Tetramethylbenzene, Benzothiophene, 1-Methylnaphthalene.
Biological Tissue Matrix: EPA 3050B

The following analytes are included in our Massachusetts DEP Scope of Accreditation

Westborough Facility:

Drinking Water
EPA 300.0: Chloride, Nitrate-N, Fluoride, Sulfate; **EPA 353.2**: Nitrate-N, Nitrite-N; **SM4500NO3-F**: Nitrate-N, Nitrite-N; **SM4500F-C, SM4500CN-CE, EPA 180.1, SM2130B, SM4500Cl-D, SM2320B, SM2540C, SM4500H-B**
EPA 332: Perchlorate; **EPA 524.2:** THMs and VOCs; **EPA 504.1:** EDB, DBCP.
Microbiology: **SM9215B; SM9223-P/A, SM9223B-Colilert-QT,SM9222D**.

Non-Potable Water
SM4500H,B, EPA 120.1, SM2510B, SM2540C, SM2320B, SM4500CL-E, SM4500F-BC, SM4500NH3-BH: Ammonia-N and Kjeldahl-N, **EPA 350.1**: Ammonia-N, **LACHAT 10-107-06-1-B**: Ammonia-N, **EPA 351.1, SM4500NO3-F, EPA 353.2**: Nitrate-N**, SM4500P-E, SM4500P-B, E, SM4500SO4-E, SM5220D, EPA 410.4, SM5210B, SM5310C, SM4500CL-D, EPA 1664, EPA 420.1, SM4500-CN-CE, SM2540D, EPA 300: Chloride, Sulfate, Nitrate.**
EPA 624.1: Volatile Halocarbons & Aromatics,
EPA 608.3: Chlordane, Toxaphene, Aldrin, alpha-BHC, beta-BHC, gamma-BHC, delta-BHC, Dieldrin, DDD, DDE, DDT, Endosulfan I, Endosulfan II, Endosulfan sulfate, Endrin, Endrin Aldehyde, Heptachlor, Heptachlor Epoxide, PCBs
EPA 625.1: SVOC (Acid/Base/Neutral Extractables), **EPA 600/4-81-045**: PCB-Oil.
Microbiology: **SM9223B-Colilert-QT; Enterolert-QT, SM9221E, EPA 1600, EPA 1603.**

Mansfield Facility:

Drinking Water
EPA 200.7: Al, Ba, Cd, Cr, Cu, Fe, Mn, Ni, Na, Ag, Ca, Zn. **EPA 200.8:** Al, Sb, As, Ba, Be, Cd, Cr, Cu, Pb, Mn, Ni, Se, Ag, TL, Zn. **EPA 245.1** Hg.
EPA 522.

Non-Potable Water
EPA 200.7: Al, Sb, As, Be, Cd, Ca, Cr, Co, Cu, Fe, Pb, Mg, Mn, Mo, Ni, K, Se, Ag, Na, Sr, TL, Ti, V, Zn.
EPA 200.8: Al, Sb, As, Be, Cd, Cr, Cu, Fe, Pb, Mn, Ni, K, Se, Ag, Na, TL, Zn.
EPA 245.1 Hg.
SM2340B

For a complete listing of analytes and methods, please contact your Alpha Project Manager.

CHAIN OF CUSTODY

PAGE 1 OF 1

ALPHA ANALYTICAL — World Class Chemistry

Westborough, MA
TEL: 508-898-9220
FAX: 508-898-9193

Mansfield, MA
TEL: 508-822-9300
FAX: 508-822-3288

Date Rec'd in Lab: 12/4/18

ALPHA Job #: L1849352

Project Information

Project Name: Amphenoll

Project Location: Sidney, NY

Project #: 1153.010.001

Project Manager: Matthew Strodel

ALPHA Quote #:

Turn-Around Time

☐ Standard ☒ Rush (ONLY IF PRE-APPROVED)

Due Date: 12/06/18 Time:

Client Information

Client: Barton & Loguidice

Address: 443 Electronics Pkwy

Liverpool, NY 13088

Phone: 315-457-5200

Fax:

Email: mstrodel@bartonandloguidice.co

☐ These samples have been Previously analyzed by Alpha

Report Information

☐ FAX ☒ EMAIL

☒ ADEx ☐ Add'l Deliverables

Data Deliverables

Billing Information

☒ Same as Client info

PO #: 1153.010.0

Regulatory Requirements/Report Limits

State/Fed Program | Criteria

Other Project Specific Requirements/Comments/Detection Limits:

ANALYSIS

SAMPLE HANDLING
Filtration
☐ Done
☐ Not Needed
☐ Lab to do
Preservation
☒ Lab to do
(Please specify below)
Pulverize to analyze

ALPHA Lab ID (Lab Use Only)	Sample ID	Collection Date	Collection Time	Sample Matrix	Sampler's Initials	PCBs												Sample Specific Comments	TOTAL # BOTTLES
49352 -01	B-5 0-1"	12/03/18	11:03	Solid	MPS	☐	☐	☐	☐	☐	☐	☐	☐	☐	☐	☐	☐		1
-02	B-5 1-2"	12/03/18	11:05	Solid	Solid	☒	☐	☐	☐	☐	☐	☐	☐	☐	☐	☐	☐		1
-03	B-5 2-3"	12/03/18	11:07	Solid	Solid	☐	☐	☐	☐	☐	☐	☐	☐	☐	☐	☐	☐		1
-04	B-5-E0 0-1"	12/03/18	11:28	Solid	Solid	☐	☐	☐	☐	☐	☐	☐	☐	☐	☐	☐	☐		1
-05	B-5-E0 1-2"	12/03/18	11:30	Solid	Solid	☒	☐	☐	☐	☐	☐	☐	☐	☐	☐	☐	☐		1
-06	B-5-E0 2-3"	12/03/18	11:32	Solid	Solid	☐	☐	☐	☐	☐	☐	☐	☐	☐	☐	☐	☐		1
-07	B-1 0-1"	12/03/18	11:57	Solid	Solid	☐	☐	☐	☐	☐	☐	☐	☐	☐	☐	☐	☐		1
-08	B-1 1-2"	12/03/18	11:59	Solid	Solid	☒	☐	☐	☐	☐	☐	☐	☐	☐	☐	☐	☐		1
-09	B-1 2-3"	12/03/18	12:01	Solid	Solid	☐	☐	☐	☐	☐	☐	☐	☐	☐	☐	☐	☐		1
						☐	☐	☐	☐	☐	☐	☐	☐	☐	☐	☐	☐		
					Container Type	-	-	-	-	-	-	-	-	-	-	-	-		
					Preservative	-	-	-	-	-	-	-	-	-	-	-	-		

☆ Please only run 1-2" samples + retain others for analysis following receipt of analytical results ☆

Relinquished By:	Date/Time	Received By:	Date/Time
[signature]	12/3/18 17:30	Ralph Wetter	12/3/18 20:00
		[signature]	12/4/18 01:10

Please print clearly, legibly and completely. Samples can not be logged in and turnaround time clock will not start until any ambiguities are resolved. All samples submitted are subject to Alpha's Payment Terms.

FORM NO: 01-01(I-NJ)
(rev. 5-JAN-18)

Experience is the solution
314 North Pearl Street ♦ Albany, New York 12207
(800) 848-4983 ♦ (518) 434-4546 ♦ Fax (518) 434-0891

January 02, 2019

Matthew Strodel
Barton & Loguidice, P.C.
443 Electronics Parkway
Liverpool, NY 13088

TEL: (315) 457-5200

Work Order No: 181218069

RE: Amphenol Slab Sampling
PCB Analysis

Dear Matthew Strodel:

Adirondack Environmental Services, Inc received 8 samples on 12/18/2018 for the analyses presented in the following report.

Please see case narrative for specifics on analysis.

If you have any questions regarding these tests results, please feel free to call.

Sincerely,

ELAP#: 10709

Krzysztof Trafalski
Laboratory Manager

Adirondack Environmental Services, Inc — CASE NARRATIVE

CLIENT:	Barton & Loguidice, P.C.	**Date:**	*02-Jan-19*
Project:	Amphenol Slab Sampling		
Lab Order:	181218069		

Sample containers were supplied by Adirondack Environmental Services.

Definitions - RL: Reporting Limit DF: Dilution factor

Qualifiers:

ND : Not Detected at reporting limit	C: CCV below acceptable Limits
J: Analyte detected below quantitation limit	C+: CCV above acceptable Limits
B: Analyte detected in Blank	S: LCS Spike recovery is below acceptable limits
X : Exceeds maximum contamination limit	S+: LCS Spike recovery is above acceptable limits
H: Hold time exceeded	Z: Duplication outside acceptable limits
N: Matrix Spike below acceptable limits	T : Tentatively Identified Compound-Estimated
N+: Matrix Spike is above acceptable limits	E :Above quantitation range-Estimated

Note : All Results are reported as wet weight unless noted

The results relate only to the items tested. Information supplied by the client is assumed to be correct.

Adirondack Environmental Services, Inc

Date: *02-Jan-19*

CLIENT: Barton & Loguidice, P.C.
Project: Amphenol Slab Sampling
PCB Analysis

LabWork Order: **181218069**
PO#:

Lab SampleID: 181218069-001 **Collection Date:** 12/18/2018
Client Sample ID: B1-SW-P-S3 **Matrix:** SOLID

Analyses	Result	RL	Qual	Units	DF	Date Analyzed
POLYCHLORINATED BIPHENYLS - EPA 8082A (**Prep: SW3545A - 12/19/2018**)						Analyst: **KF**
Aroclor 1016	**ND**	3600		µg/Kg-dry	100	12/19/2018 4:07:43 PM
Aroclor 1221	**ND**	3600		µg/Kg-dry	100	12/19/2018 4:07:43 PM
Aroclor 1232	**ND**	3600		µg/Kg-dry	100	12/19/2018 4:07:43 PM
Aroclor 1242	**ND**	3600		µg/Kg-dry	100	12/19/2018 4:07:43 PM
Aroclor 1248	**60000**	3600		µg/Kg-dry	100	12/19/2018 4:07:43 PM
Aroclor 1254	**ND**	3600		µg/Kg-dry	100	12/19/2018 4:07:43 PM
Aroclor 1260	**ND**	3600	S	µg/Kg-dry	100	12/19/2018 4:07:43 PM
Aroclor 1262	**ND**	3600		µg/Kg-dry	100	12/19/2018 4:07:43 PM
Aroclor 1268	**ND**	3600		µg/Kg-dry	100	12/19/2018 4:07:43 PM
Surr: Decachlorobiphenyl	**100**	48.1-152		%REC	100	12/19/2018 4:07:43 PM
MOISTURE CONTENT-ASTM D2216 (NOT ELAP CERTIFIED)						Analyst: **TSZ**
Percent Moisture	**7.8**	0.1		wt%	1	12/28/2018

Lab SampleID: 181218069-002 **Collection Date:** 12/18/2018
Client Sample ID: B1-SE-P-S1 **Matrix:** SOLID

Analyses	Result	RL	Qual	Units	DF	Date Analyzed
POLYCHLORINATED BIPHENYLS - EPA 8082A (**Prep: SW3545A - 12/19/2018**)						Analyst: **KF**
Aroclor 1016	**ND**	360		µg/Kg-dry	10	12/19/2018 5:13:04 PM
Aroclor 1221	**ND**	360		µg/Kg-dry	10	12/19/2018 5:13:04 PM
Aroclor 1232	**ND**	360		µg/Kg-dry	10	12/19/2018 5:13:04 PM
Aroclor 1242	**ND**	360		µg/Kg-dry	10	12/19/2018 5:13:04 PM
Aroclor 1248	**4700**	360		µg/Kg-dry	10	12/19/2018 5:13:04 PM
Aroclor 1254	**ND**	360		µg/Kg-dry	10	12/19/2018 5:13:04 PM
Aroclor 1260	**ND**	360	S	µg/Kg-dry	10	12/19/2018 5:13:04 PM
Aroclor 1262	**ND**	360		µg/Kg-dry	10	12/19/2018 5:13:04 PM
Aroclor 1268	**ND**	360		µg/Kg-dry	10	12/19/2018 5:13:04 PM
Surr: Decachlorobiphenyl	**76.0**	48.1-152		%REC	10	12/19/2018 5:13:04 PM
MOISTURE CONTENT-ASTM D2216 (NOT ELAP CERTIFIED)						Analyst: **TSZ**
Percent Moisture	**7.3**	0.1		wt%	1	12/28/2018

Adirondack Environmental Services, Inc

Date: *02-Jan-19*

CLIENT: Barton & Loguidice, P.C.
Project: Amphenol Slab Sampling
PCB Analysis

LabWork Order: **181218069**
PO#:

Lab SampleID: 181218069-003 **Collection Date:** 12/18/2018
Client Sample ID: B-1-S3 **Matrix:** SOLID

Analyses	Result	RL	Qual	Units	DF	Date Analyzed
POLYCHLORINATED BIPHENYLS - EPA 8082A (**Prep: SW3545A - 12/19/2018**)						Analyst: **KF**
Aroclor 1016	**ND**	3500		µg/Kg-dry	100	12/19/2018 4:46:54 PM
Aroclor 1221	**ND**	3500		µg/Kg-dry	100	12/19/2018 4:46:54 PM
Aroclor 1232	**ND**	3500		µg/Kg-dry	100	12/19/2018 4:46:54 PM
Aroclor 1242	**ND**	3500		µg/Kg-dry	100	12/19/2018 4:46:54 PM
Aroclor 1248	**22000**	3500		µg/Kg-dry	100	12/19/2018 4:46:54 PM
Aroclor 1254	**ND**	3500		µg/Kg-dry	100	12/19/2018 4:46:54 PM
Aroclor 1260	**ND**	3500	S	µg/Kg-dry	100	12/19/2018 4:46:54 PM
Aroclor 1262	**ND**	3500		µg/Kg-dry	100	12/19/2018 4:46:54 PM
Aroclor 1268	**ND**	3500		µg/Kg-dry	100	12/19/2018 4:46:54 PM
Surr: Decachlorobiphenyl	**120**	48.1-152		%REC	100	12/19/2018 4:46:54 PM
MOISTURE CONTENT-ASTM D2216 (NOT ELAP CERTIFIED)						Analyst: **TSZ**
Percent Moisture	**5.0**	0.1		wt%	1	12/28/2018

Lab SampleID: 181218069-004 **Collection Date:** 12/18/2018
Client Sample ID: B-1-S4 **Matrix:** SOLID

Analyses	Result	RL	Qual	Units	DF	Date Analyzed
POLYCHLORINATED BIPHENYLS - EPA 8082A (**Prep: SW3545A - 12/19/2018**)						Analyst: **KF**
Aroclor 1016	**ND**	370		µg/Kg-dry	10	12/19/2018 4:59:59 PM
Aroclor 1221	**ND**	370		µg/Kg-dry	10	12/19/2018 4:59:59 PM
Aroclor 1232	**ND**	370		µg/Kg-dry	10	12/19/2018 4:59:59 PM
Aroclor 1242	**ND**	370		µg/Kg-dry	10	12/19/2018 4:59:59 PM
Aroclor 1248	**18000**	370		µg/Kg-dry	10	12/19/2018 4:59:59 PM
Aroclor 1254	**ND**	370		µg/Kg-dry	10	12/19/2018 4:59:59 PM
Aroclor 1260	**ND**	370	S	µg/Kg-dry	10	12/19/2018 4:59:59 PM
Aroclor 1262	**ND**	370		µg/Kg-dry	10	12/19/2018 4:59:59 PM
Aroclor 1268	**ND**	370		µg/Kg-dry	10	12/19/2018 4:59:59 PM
Surr: Decachlorobiphenyl	**72.0**	48.1-152		%REC	10	12/19/2018 4:59:59 PM
MOISTURE CONTENT-ASTM D2216 (NOT ELAP CERTIFIED)						Analyst: **TSZ**
Percent Moisture	**11.0**	0.1		wt%	1	12/28/2018

Adirondack Environmental Services, Inc

Date: *02-Jan-19*

CLIENT: Barton & Loguidice, P.C.
Project: Amphenol Slab Sampling
PCB Analysis

LabWork Order: **181218069**
PO#:

Lab SampleID: 181218069-005 **Collection Date:** 12/18/2018
Client Sample ID: B-1-S5 **Matrix:** SOLID

Analyses	Result	RL	Qual	Units	DF	Date Analyzed
POLYCHLORINATED BIPHENYLS - EPA 8082A (**Prep: SW3545A - 12/19/2018**)						Analyst: **KF**
Aroclor 1016	**ND**	400		µg/Kg-dry	10	12/19/2018 5:47:38 PM
Aroclor 1221	**ND**	400		µg/Kg-dry	10	12/19/2018 5:47:38 PM
Aroclor 1232	**ND**	400		µg/Kg-dry	10	12/19/2018 5:47:38 PM
Aroclor 1242	**ND**	400		µg/Kg-dry	10	12/19/2018 5:47:38 PM
Aroclor 1248	**3500**	400		µg/Kg-dry	10	12/19/2018 5:47:38 PM
Aroclor 1254	**ND**	400		µg/Kg-dry	10	12/19/2018 5:47:38 PM
Aroclor 1260	**ND**	400	S	µg/Kg-dry	10	12/19/2018 5:47:38 PM
Aroclor 1262	**ND**	400		µg/Kg-dry	10	12/19/2018 5:47:38 PM
Aroclor 1268	**ND**	400		µg/Kg-dry	10	12/19/2018 5:47:38 PM
Surr: Decachlorobiphenyl	**60.0**	48.1-152		%REC	10	12/19/2018 5:47:38 PM
MOISTURE CONTENT-ASTM D2216 (NOT ELAP CERTIFIED)						Analyst: **TSZ**
Percent Moisture	**16.7**	0.1		wt%	1	12/28/2018

Lab SampleID: 181218069-006 **Collection Date:** 12/18/2018
Client Sample ID: B-1-S6 **Matrix:** SOLID

Analyses	Result	RL	Qual	Units	DF	Date Analyzed
POLYCHLORINATED BIPHENYLS - EPA 8082A (**Prep: SW3545A - 12/19/2018**)						Analyst: **KF**
Aroclor 1016	**ND**	360		µg/Kg-dry	10	12/19/2018 6:36:01 PM
Aroclor 1221	**ND**	360		µg/Kg-dry	10	12/19/2018 6:36:01 PM
Aroclor 1232	**ND**	360		µg/Kg-dry	10	12/19/2018 6:36:01 PM
Aroclor 1242	**ND**	360		µg/Kg-dry	10	12/19/2018 6:36:01 PM
Aroclor 1248	**1200**	360		µg/Kg-dry	10	12/19/2018 6:36:01 PM
Aroclor 1254	**ND**	360		µg/Kg-dry	10	12/19/2018 6:36:01 PM
Aroclor 1260	**ND**	360	S	µg/Kg-dry	10	12/19/2018 6:36:01 PM
Aroclor 1262	**ND**	360		µg/Kg-dry	10	12/19/2018 6:36:01 PM
Aroclor 1268	**ND**	360		µg/Kg-dry	10	12/19/2018 6:36:01 PM
Surr: Decachlorobiphenyl	**96.0**	48.1-152		%REC	10	12/19/2018 6:36:01 PM
MOISTURE CONTENT-ASTM D2216 (NOT ELAP CERTIFIED)						Analyst: **TSZ**
Percent Moisture	**7.8**	0.1		wt%	1	12/28/2018

Adirondack Environmental Services, Inc

Date: *02-Jan-19*

CLIENT: Barton & Loguidice, P.C.
Project: Amphenol Slab Sampling
PCB Analysis

LabWork Order: **181218069**
PO#:

Lab SampleID: 181218069-007 **Collection Date:** 12/18/2018
Client Sample ID: B-1-S7 **Matrix:** SOLID

Analyses	Result	RL	Qual	Units	DF	Date Analyzed
POLYCHLORINATED BIPHENYLS - EPA 8082A (**Prep: SW3545A - 12/19/2018**)						Analyst: **KF**
Aroclor 1016	**ND**	340		µg/Kg-dry	10	12/19/2018 6:49:04 PM
Aroclor 1221	**ND**	340		µg/Kg-dry	10	12/19/2018 6:49:04 PM
Aroclor 1232	**ND**	340		µg/Kg-dry	10	12/19/2018 6:49:04 PM
Aroclor 1242	**ND**	340		µg/Kg-dry	10	12/19/2018 6:49:04 PM
Aroclor 1248	**1500**	340		µg/Kg-dry	10	12/19/2018 6:49:04 PM
Aroclor 1254	**ND**	340		µg/Kg-dry	10	12/19/2018 6:49:04 PM
Aroclor 1260	**ND**	340	S	µg/Kg-dry	10	12/19/2018 6:49:04 PM
Aroclor 1262	**ND**	340		µg/Kg-dry	10	12/19/2018 6:49:04 PM
Aroclor 1268	**ND**	340		µg/Kg-dry	10	12/19/2018 6:49:04 PM
Surr: Decachlorobiphenyl	**52.0**	48.1-152		%REC	10	12/19/2018 6:49:04 PM
MOISTURE CONTENT-ASTM D2216 (NOT ELAP CERTIFIED)						Analyst: **TSZ**
Percent Moisture	**3.3**	0.1		wt%	1	12/28/2018

Lab SampleID: 181218069-008 **Collection Date:** 12/18/2018
Client Sample ID: B-1-S8 **Matrix:** SOLID

Analyses	Result	RL	Qual	Units	DF	Date Analyzed
POLYCHLORINATED BIPHENYLS - EPA 8082A (**Prep: SW3545A - 12/19/2018**)						Analyst: **KF**
Aroclor 1016	**ND**	340		µg/Kg-dry	10	12/20/2018 3:36:07 PM
Aroclor 1221	**ND**	340		µg/Kg-dry	10	12/20/2018 3:36:07 PM
Aroclor 1232	**ND**	340		µg/Kg-dry	10	12/20/2018 3:36:07 PM
Aroclor 1242	**ND**	340		µg/Kg-dry	10	12/20/2018 3:36:07 PM
Aroclor 1248	**2500**	340		µg/Kg-dry	10	12/20/2018 3:36:07 PM
Aroclor 1254	**ND**	340		µg/Kg-dry	10	12/20/2018 3:36:07 PM
Aroclor 1260	**ND**	340	S	µg/Kg-dry	10	12/20/2018 3:36:07 PM
Aroclor 1262	**ND**	340		µg/Kg-dry	10	12/20/2018 3:36:07 PM
Aroclor 1268	**ND**	340		µg/Kg-dry	10	12/20/2018 3:36:07 PM
Surr: Decachlorobiphenyl	**56.0**	48.1-152		%REC	10	12/20/2018 3:36:07 PM
MOISTURE CONTENT-ASTM D2216 (NOT ELAP CERTIFIED)						Analyst: **TSZ**
Percent Moisture	**4.1**	0.1		wt%	1	12/28/2018

Adirondack Environmental Services Inc.
Experience is the solution
314 North Pearl Street
Albany, New York 12207
518-434-4546/434-0891 FAX

CHAIN OF CUSTODY RECORD

AES Work Order # 181218069

A full service analytical research laboratory offering solutions to environmental concerns

Client Name: Barton + Loguidice	Address: 443 Electronics Pkwy, Liverpool, NY 13088	
Send Report To: Matt Stradd / Scott Nostrand	Project Name (Location) Amphenol Slab Sampling	Samplers: (Names) Matt Stradd, Jack Williams
Client Phone No: 315-457-5200	Client Email: MStradd@SNostrand@bartonandloguidice.com	PO Number: 1153.010.001
		Samplers: (Signature)

AES Sample Number	Client Sample Identification & Location	Date Sampled	Time A=a.m. P=p.m.	Sample Type Matrix	Comp	Grab	Number of Cont's	Analysis Required
001	B1-SW-P-S3	12/18/18	10:44 A	Solid	—		1	PCBs
002	B1-SE-P-S1		12:10 P					
003	B-1-S3		10:46 A					
004	B-1-S4		11:12 A					
005	B-1-S5		11:30 A					
006	B-1-S6		11:15 A					
007	B-1-S7		11:35 A					
008	B-1-S8		12:13 P					
			A P					
			A P					
			A P					
			A P					
			A P					
			A P					

Shipment Arrived Via:
FedEx UPS Client (AES) Other:

Turnaround Time Request:
☐ 1 Day ☐ 3 Day ☒ Normal
☐ 2 Day ☐ 5 Day
Note: Samples received after 3:30 pm are considered next business day

CC Report To / Special Instructions/Remarks:
Please "CC" results to
Jim Mickam - jmickam@jtmllc.com

Relinquished by: (Signature)	Received by: (Signature)	Date/Time 12/18/18
Relinquished by: (Signature)	Received by: (Signature)	Date/Time
Relinquished by: (Signature)	Received for Laboratory by:	Date/Time 12/18/18 4:54

Temperature	AES Bottles	Properly Preserved	Received Within Holding Times
Ambient or (Chilled) Notes: 4°C	Y ☒ N ☐	(Y) N Notes:	(Y) N

WHITE - Lab Copy YELLOW - Sampler Copy

Adirondack Environmental Service

Demo
181218069

Adirondack Environmental Services Inc.
Experience is the solution
314 North Pearl Street • Albany, New York 12207 • (518) 434-4546 • Fax (518) 434-0891

TERMS, CONDITIONS & LIMITATIONS

All service rendered by the **Adirondack Environmental Services, Inc.** are undertaken and all rates are based upon the following terms:

(a) Neither **Adirondack Environmental Services, Inc.**, nor any of its employees, agents or sub-contractors shall be liable for any loss or damage arising out of **Adirondack Environmental Services, Inc.'s** performance or nonperformance, whether by way of negligence or breach of contract, or otherwise, in any amount greater than twice the amount billed to the customer for the work leading to the claim of the customer. Said remedy shall be the sole and exclusive remedy against **Adirondack Environmental Services, Inc.** arising out of its work.

(b) All claims made must be in writing within forty-five (45) days after delivery of the **Adirondack Environmental Services, Inc.** report regarding said work or such claim shall be deemed or irrevocably waived.

(c) **Adirondack Environmental Services, Inc.** reports are submitted in writing and are for our customers only. Our customers are considered to be only those entities being billed for our services. Acquisition of an **Adirondack Environmental Services, Inc.** report by other than our customer does not constitute a representation of **Adirondack Environmental Services, Inc.** as to the accuracy of the contents thereof.

(d) In no event shall **Adirondack Environmental Services, Inc.**, its employees, agents or sub-contractors be responsible for consequential or special damages of any kind or in any amount.

(e) No deviation from the terms set forth herein shall bind **Adirondack Environmental Services, Inc.** unless in writing and signed by a Director of **Adirondack Environmental Services, Inc.**

(f) Results pertain only to items analyzed. Information supplied by client is assumed to be correct. This information may be used on reports and in calculations and **Adirondack Environmental Services, Inc.** is not responsible for the accuracy of this information.

(g) Payments by Credit Card/Purchase Cards are subject to a 3% additional charge.

www.alphalab.com

Alpha Analytical

Laboratory Code: 11148

SDG Number: L1906025

The original project report/data package is held by Alpha Analytical. This report/data package is paginated and should be reproduced only in its entirety. Alpha Analytical holds no responsibility for results and/or data that are not consistent with the original.

Table of Contents

New York ASP Category A Data Deliverable Package 1
- Table of Contents 2
- Sample ID Cross Reference 3
- SDG Narrative 4
- Data Qualifier Definitions 6
- Instrument Information 8
- Volatile Organics Instruments 8
- Volatile Organics in Air Instruments 8
- Semivolatile Organics Instruments - Westborough 9
- Semivolatile Organic Instruments - Mansfield 10
- Sample Log-in Sheet 11
- Lims COC (LN01) 12
- External Chain of Custody 13
- Organics Analysis 14
  - GC PCB Analysis 15
    - Aroclor Sample Data 16
      - Form 1 - Organics 17
- Wet Chemistry Analysis 24
  - Total Solids Analysis 25
    - Results 26
      - Form 1 - Inorganics 27

Project Name: AMPHENOL CONCRETE
Project Number: 1153.010.001

Lab Number: L1906025
Report Date: 02/18/19

Alpha Sample ID	Client ID	Matrix	Sample Location	Collection Date/Time	Receive Date
L1906025-01	B-1 4-5"	SOLID	SIDNEY, NY	02/14/19 10:15	02/14/19
L1906025-02	B-5 5-6"	SOLID	SIDNEY, NY	02/14/19 10:30	02/14/19
L1906025-03	B-5-EO 4-5"	SOLID	SIDNEY, NY	02/14/19 10:45	02/14/19

Case Narrative

The samples were received in accordance with the Chain of Custody and no significant deviations were encountered during the preparation or analysis unless otherwise noted. Sample Receipt, Container Information, and the Chain of Custody are located at the back of the report.

Results contained within this report relate only to the samples submitted under this Alpha Lab Number and meet NELAP requirements for all NELAP accredited parameters unless otherwise noted in the following narrative. The data presented in this report is organized by parameter (i.e. VOC, SVOC, etc.). Sample specific Quality Control data (i.e. Surrogate Spike Recovery) is reported at the end of the target analyte list for each individual sample, followed by the Laboratory Batch Quality Control at the end of each parameter. Tentatively Identified Compounds (TICs), if requested, are reported for compounds identified to be present and are not part of the method/program Target Compound List, even if only a subset of the TCL are being reported. If a sample was re-analyzed or re-extracted due to a required quality control corrective action and if both sets of data are reported, the Laboratory ID of the re-analysis or re-extraction is designated with an "R" or "RE", respectively. When multiple Batch Quality Control elements are reported (e.g. more than one LCS), the associated samples for each element are noted in the grey shaded header line of each data table. Any Laboratory Batch, Sample Specific % recovery or RPD value that is outside the listed Acceptance Criteria is bolded in the report. All specific QC information is also incorporated in the Data Usability format of our Data Merger tool where it can be reviewed along with any associated usability implications. Soil/sediments, solids and tissues are reported on a dry weight basis unless otherwise noted. Definitions of all data qualifiers and acronyms used in this report are provided in the Glossary located at the back of the report.

In reference to questions H (CAM) or 4 (RCP) when "NO" is checked, the performance criteria for CAM and RCP methods allow for some quality control failures to occur and still be within method compliance. In these instances the specific failure is not narrated but noted in the associated QC table. The information is also incorporated in the Data Usability format of our Data Merger tool where it can be reviewed along with any associated usability implications.

Please see the associated ADEx data file for a comparison of laboratory reporting limits that were achieved with the regulatory Numerical Standards requested on the Chain of Custody.

HOLD POLICY
For samples submitted on hold, Alpha's policy is to hold samples (with the exception of Air canisters) free of charge for 21 calendar days from the date the project is completed. After 21 calendar days, we will dispose of all samples submitted including those put on hold unless you have contacted your Client Service Representative and made arrangements for Alpha to continue to hold the samples. Air canisters will be disposed after 3 business days from the date the project is completed.

Please contact Client Services at 800-624-9220 with any questions.

Case Narrative (continued)

Report Submission

All non-detect (ND) or estimated concentrations (J-qualified) have been quantitated to the limit noted in the MDL column.

Sample Receipt

L1906025-01, -02, and -03: The sample was received in an inappropriate container for the PCB analysis.

PCBs

L1906025-01, -02, and -03: The surrogate recoveries are below the acceptance criteria for 2,4,5,6-tetrachloro-m-xylene (0%) and decachlorobiphenyl (0%) due to the dilution required to quantitate the sample. Re-extraction was not required; therefore, the results of the original analysis are reported.

I, the undersigned, attest under the pains and penalties of perjury that, to the best of my knowledge and belief and based upon my personal inquiry of those responsible for providing the information contained in this analytical report, such information is accurate and complete. This certificate of analysis is not complete unless this page accompanies any and all pages of this report.

Authorized Signature: Kelly Stenstrom Report Date: 02/18/19

Title: Technical Director/Representative

GLOSSARY

Acronyms

EDL	- Estimated Detection Limit: This value represents the level to which target analyte concentrations are reported as estimated values, when those target analyte concentrations are quantified below the reporting limit (RL). The EDL includes any adjustments from dilutions, concentrations or moisture content, where applicable. The use of EDLs is specific to the analysis of PAHs using Solid-Phase Microextraction (SPME).
EMPC	- Estimated Maximum Possible Concentration: The concentration that results from the signal present at the retention time of an analyte when the ions meet all of the identification criteria except the ion abundance ratio criteria. An EMPC is a worst-case estimate of the concentration.
EPA	- Environmental Protection Agency.
LCS	- Laboratory Control Sample: A sample matrix, free from the analytes of interest, spiked with verified known amounts of analytes or a material containing known and verified amounts of analytes.
LCSD	- Laboratory Control Sample Duplicate: Refer to LCS.
LFB	- Laboratory Fortified Blank: A sample matrix, free from the analytes of interest, spiked with verified known amounts of analytes or a material containing known and verified amounts of analytes.
MDL	- Method Detection Limit: This value represents the level to which target analyte concentrations are reported as estimated values, when those target analyte concentrations are quantified below the reporting limit (RL). The MDL includes any adjustments from dilutions, concentrations or moisture content, where applicable.
MS	- Matrix Spike Sample: A sample prepared by adding a known mass of target analyte to a specified amount of matrix sample for which an independent estimate of target analyte concentration is available.
MSD	- Matrix Spike Sample Duplicate: Refer to MS.
NA	- Not Applicable.
NC	- Not Calculated: Term is utilized when one or more of the results utilized in the calculation are non-detect at the parameter's reporting unit.
NDPA/DPA	- N-Nitrosodiphenylamine/Diphenylamine.
NI	- Not Ignitable.
NP	- Non-Plastic: Term is utilized for the analysis of Atterberg Limits in soil.
RL	- Reporting Limit: The value at which an instrument can accurately measure an analyte at a specific concentration. The RL includes any adjustments from dilutions, concentrations or moisture content, where applicable.
RPD	- Relative Percent Difference: The results from matrix and/or matrix spike duplicates are primarily designed to assess the precision of analytical results in a given matrix and are expressed as relative percent difference (RPD). Values which are less than five times the reporting limit for any individual parameter are evaluated by utilizing the absolute difference between the values; although the RPD value will be provided in the report.
SRM	- Standard Reference Material: A reference sample of a known or certified value that is of the same or similar matrix as the associated field samples.
STLP	- Semi-dynamic Tank Leaching Procedure per EPA Method 1315.
TEF	- Toxic Equivalency Factors: The values assigned to each dioxin and furan to evaluate their toxicity relative to 2,3,7,8-TCDD.
TEQ	- Toxic Equivalent: The measure of a sample's toxicity derived by multiplying each dioxin and furan by its corresponding TEF and then summing the resulting values.
TIC	- Tentatively Identified Compound: A compound that has been identified to be present and is not part of the target compound list (TCL) for the method and/or program. All TICs are qualitatively identified and reported as estimated concentrations.

Footnotes

1	- The reference for this analyte should be considered modified since this analyte is absent from the target analyte list of the original method.

Terms

Analytical Method: Both the document from which the method originates and the analytical reference method. (Example: EPA 8260B is shown as 1,8260B.) The codes for the reference method documents are provided in the References section of the Addendum.

Final pH: As it pertains to Sample Receipt & Container Information section of the report, Final pH reflects pH of container determined after adjustment at the laboratory, if applicable. If no adjustment required, value reflects Initial pH.

Frozen Date/Time: With respect to Volatile Organics in soil, Frozen Date/Time reflects the date/time at which associated Reagent Water-preserved vials were initially frozen. Note: If frozen date/time is beyond 48 hours from sample collection, value will be reflected in 'bold'.

Initial pH: As it pertains to Sample Receipt & Container Information section of the report, Initial pH reflects pH of container determined upon receipt, if applicable.

PFAS Total: With respect to PFAS analyses, the 'PFAS, Total (5)' result is defined as the summation of results for: PFHpA, PFHxS, PFOA, PFNA and PFOS. If a 'Total' result is requested, the results of its individual components will also be reported.

Total: With respect to Organic analyses, a 'Total' result is defined as the summation of results for individual isomers or Aroclors. If a 'Total'

Report Format: DU Report with 'J' Qualifiers

result is requested, the results of its individual components will also be reported. This is applicable to 'Total' results for methods 8260, 8081 and 8082.

Data Qualifiers

A - Spectra identified as "Aldol Condensation Product".

B - The analyte was detected above the reporting limit in the associated method blank. Flag only applies to associated field samples that have detectable concentrations of the analyte at less than ten times (10x) the concentration found in the blank. For MCP-related projects, flag only applies to associated field samples that have detectable concentrations of the analyte at less than ten times (10x) the concentration found in the blank. For DOD-related projects, flag only applies to associated field samples that have detectable concentrations of the analyte at less than ten times (10x) the concentration found in the blank AND the analyte was detected above one-half the reporting limit (or above the reporting limit for common lab contaminants) in the associated method blank. For NJ-Air-related projects, flag only applies to associated field samples that have detectable concentrations of the analyte above the reporting limit. For NJ-related projects (excluding Air), flag only applies to associated field samples that have detectable concentrations of the analyte, which was detected above the reporting limit in the associated method blank or above five times the reporting limit for common lab contaminants (Phthalates, Acetone, Methylene Chloride, 2-Butanone).

C - Co-elution: The target analyte co-elutes with a known lab standard (i.e. surrogate, internal standards, etc.) for co-extracted analyses.

D - Concentration of analyte was quantified from diluted analysis. Flag only applies to field samples that have detectable concentrations of the analyte.

E - Concentration of analyte exceeds the range of the calibration curve and/or linear range of the instrument.

G - The concentration may be biased high due to matrix interferences (i.e, co-elution) with non-target compound(s). The result should be considered estimated.

H - The analysis of pH was performed beyond the regulatory-required holding time of 15 minutes from the time of sample collection.

I - The lower value for the two columns has been reported due to obvious interference.

M - Reporting Limit (RL) exceeds the MCP CAM Reporting Limit for this analyte.

NJ - Presumptive evidence of compound. This represents an estimated concentration for Tentatively Identified Compounds (TICs), where the identification is based on a mass spectral library search.

P - The RPD between the results for the two columns exceeds the method-specified criteria.

Q - The quality control sample exceeds the associated acceptance criteria. For DOD-related projects, LCS and/or Continuing Calibration Standard exceedences are also qualified on all associated sample results. Note: This flag is not applicable for matrix spike recoveries when the sample concentration is greater than 4x the spike added or for batch duplicate RPD when the sample concentrations are less than 5x the RL. (Metals only.)

R - Analytical results are from sample re-analysis.

RE - Analytical results are from sample re-extraction.

S - Analytical results are from modified screening analysis.

J - Estimated value. The Target analyte concentration is below the quantitation limit (RL), but above the Method Detection Limit (MDL) or Estimated Detection Limit (EDL) for SPME-related analyses. This represents an estimated concentration for Tentatively Identified Compounds (TICs).

ND - Not detected at the method detection limit (MDL) for the sample, or estimated detection limit (EDL) for SPME-related analyses.

Volatile Organics Instruments

Volatile Organics:

Instrument: Agilent 7890 GC/5975C MSD	Columns (length x ID x df):
Trap: Supelco K Trap (VOACARB 3000)	RTX-VMS 20m x 0.18mm x 1um
Concentrator: EST Encon (or equivalent)	RTX-VMS 30m x 0.25mm x 1.4um
Autosampler: EST Centurion (or equivalent)	RTX-502.2 40m x 0.18mm x 1um
Purge time: 11 min	

Volatile Organics: VPH

Instrument: Agilent 6890 (or equivalent)	Column Type: Restek RTX 502.2
Trap: Supelco K Trap (VOACARB 3000)	Column Length: 105 Meters
Concentrator: EST Encon (or equivalent)	df: 3.00 um
Autosampler: EST Centurion (or equivalent)	ID: 0.53mm

Volatile Organics: PIANO

Instrument: Agilent 7890 GC/5975C MSD	Column Type: DB-VRX
Trap: Supelco K Trap (VOACARB 3000)	Column Length: 60 Meters
Concentrator: Tekmar Velocity / EST Encon	df: 1.40 um
Autosampler: Varian Archon / EST Centurion	ID: 0.25 mm
Purge time: 11 min	Desorb: 1 min

Volatile Organics: Dissolved Gas

Instrument: Agilent 7890 (or equivalent) with FID/TCD

	Column Type: Haysep S Column
	Column Length: 2 Meters packed (100/200 mesh)
Autosampler: LEAP Headspace	Purge time: 0.6 min

Volatile Organics in Air Instruments

Volatile Organics in Air:

Instruments: Agilent 6890 GC / 5975 MSD Shimadzu QP2010-SE / QP2020

Concentrator: Entech 7100A or 7200	Column Type: Restek RTX-1
Autosampler: Entech 7016CA or 7016D	Column Length: 60 Meters
	df: 1.00 um
	ID: 0.25 mm or 0.32 mm

Trap 1: Glass Bead: manufacturer-Entech: 20 cm packing material
Trap 2: Tenax: manufacturer-Entech: 20 cm packing material

Semivolatile Organics Instruments - Westborough

Semivolatile Organics (Acid/Base/Neutral Extractables):

Instrument: Agilent 5973N MSD	Injection volume: 1 ul;2 uL LVI
Column Type: Restek RXI-5SILMS	df: 0.32 um
Column Length: 30 Meters	ID: 0.25 mm

Polynuclear Aromatic Hydrocarbons by 8270 SIM:

Instrument: Agilent 5973 MSD	Injection volume: 1 ul;2 uL LVI
Column Type: Restek RXI-5SILMS	df: 0.25 um
Column Length: 30 Meters	ID: 0.25 mm

Pesticides/PCB/Herbicides:

Instrument: Agilent 6890 w/Dual Micro ECDs	Injection Volume: 1uL
Column A: Restek RTX-CL/STX-CL	df: 0.32
Column B: Restek RTX/STX-CLPPesticide II	df: 0.25
Column Length: 30 Meters	ID: 0.32 mm

Petroleum/EPH:

Instrument: Agilent 6890 w/FID / HP 5890 w/ FID	Injection Volume: 1uL
Column: Restek RTX 5	df: 0.25
Column Length: 30 Meters	
ID: 0.32 mm	

Semivolatile Organic Instruments - Mansfield

Semivolatile Organics (ALK-PAH Extractables):

Instrument: Agilent 5973N / 5975 MSD	Injection volume: 1 ul
Column Type: ZB-5	df: 0.25 um
Column Length: 60 Meters	ID: 0.25 mm

Semivolatile Organics (8270):

Instrument: Agilent 5973N / 5975 MSD	Injection volume: 2 ul
Column Type: ZB-Semivolatiles	df: 0.25 um
Column Length: 30 Meters	ID: 0.25 mm

Semivolatile Organics (8270 SIM):

Instrument: Agilent 5973N / 5975 MSD	Injection volume: 3 ul
Column Type: ZB-5	df: 0.25 um
Column Length: 30 Meters	ID: 0.25 mm

Semivolatile Organics (1,4-Dioxane):

Instrument: Agilent 5973N / 5975 / 5977 MSD	Injection volume: 3 ul
Column Type: RTX-5	df: 0.25um, 0.18 um
Column Length: 30 Meters	ID: 0.25um, 0.18 mm

Semivolatile Organics (209 Congener):

Instrument: Agilent 5973N / 5975 MSD	Injection volume: 3 ul
Column Type: RTX-5, RTX-PCB	df: 0.25um, 0.18 um
Column Length: 60 Meters	ID: 0.25um, 0.18 mm

Semivolatile Organics (8081):

Instrument: Agilent 6890 / 7890	Injection volume: 1 ul
Column Type: RTX-5 / RTX-CLP II	df: 0.25 um
Column Length: 60 Meters	ID: 0.25 mm

Semivolatile Organics (8082):

Instrument: Agilent 6890 w/Dual Micro ECDs	Injection Volume: 1uL
Column A: Restek RTX-CL/STX-CL	df: 0.32
Column B: Restek RTX/STX-CLPPesticide II	df: 0.25
Column Length: 30 Meters	ID: 0.32 mm

Semivolatile Organics (SHC Extractables):

Instrument: Agilent 6890	Injection volume: 1 ul
Column Type: RTX-5	df: 0.25 um
Column Length: 60 Meters	ID: 0.25 mm

Sample Delivery Group Summary

Alpha Job Number : L1906025

Received : 14-FEB-2019
Reviewer : Wendy Morency

Account Name : Barton & Loguidice, P.C
Project Number : 1153.010.001
Project Name : AMPHENOL CONCRETE

Delivery Information

Samples Delivered By : Alpha Courier

Chain of Custody : Present

Cooler Information

Cooler	Seal/Seal#	Preservation	Temperature(°C)	Additional Information
A	Absent/	Ice	4.4	

Condition Information

1) All samples on COC received? **YES**

2) Extra samples received? **NO**

3) Are there any sample container discrepancies? **YES**
L1906025-01A (NYTCL-8082-CNCRT) was received in inappropriate container.
L1906025-02A (NYTCL-8082-CNCRT) was received in inappropriate container.
L1906025-03A (NYTCL-8082-CNCRT) was received in inappropriate container.

4) Are there any discrepancies between sample labels & COC? **NO**

5) Are samples in appropriate containers for requested analysis? **NO**
Please refer to information noted in Question 3 above.

6) Are samples properly preserved for requested analysis? **YES**

7) Are samples within holding time for requested analysis? **YES**

8) All sampling equipment returned? **NA**

Volatile Organics/VPH

1) Reagent Water Vials Frozen by Client? **NA**

ALPHA ANALYTICAL LABORATORIES, INC.
LOGIN CHAIN OF CUSTODY REPORT
Feb 18 2019, 12:40 pm

Login Number: L1906025
Account: BARTON2 Barton & Loguidice, P.CProject: 1153.010.001
Received: 14FEB19 Due Date: 18FEB19

Sample #	Client ID	Mat	PR	Collected
L1906025-01	B-1 4-5"	4	1B	14FEB19 10:15
| ASP-A Package Due Date: 02/18/19				
ASP-A,NYTCL-8082-CNCRT,SIZEREDUX,TS				
L1906025-02	B-5 5-6"	4	1B	14FEB19 10:30
| Package Due Date: 02/18/19				
NYTCL-8082-CNCRT,SIZEREDUX,TS				
L1906025-03	B-5-EO 4-5"	4	1B	14FEB19 10:45
| Package Due Date: 02/18/19				
NYTCL-8082-CNCRT,SIZEREDUX,TS				

Logged By: Candace Fox

ALPHA

NEW YORK CHAIN OF CUSTODY

Westborough, MA 01581
8 Walkup Dr.
TEL: 508-898-9220
FAX: 508-898-9193

Mansfield, MA 02048
320 Forbes Blvd
TEL: 508-822-9300
FAX: 508-822-3288

Service Centers
Mahwah, NJ 07430: 35 Whitney Rd, Suite 5
Albany, NY 12205: 14 Walker Way
Tonawanda, NY 14150: 275 Cooper Ave, Suite 105

Page 1 of 1

Date Rec'd in Lab: 2/14/19

ALPHA Job #: L1906025

Project Information
Project Name: Amphenol Concrete
Project Location: Sidney, NY
Project #: 1153.010.001
(Use Project name as Project #) ☐
Project Manager: Matthew Strodel
ALPHAQuote #:

Turn-Around Time
Standard ☐ Due Date: Monday 02/18/19
Rush (only if pre approved) ☒ # of Days: 2

Client Information
Client: B+L
Address: 443 Electronics Pkwy
Liverpool NY 13088
Phone: 315 457 5300
Fax:
Email: MStrodel@conformal-ligitech.com

Deliverables
☒ ASP-A ☐ ASP-B
☐ EQuIS (1 File) ☐ EQuIS (4 File)
☐ Other

Regulatory Requirement
☐ NY TOGS ☐ NY Part 375
☐ AWQ Standards ☐ NY CP-51
☐ NY Restricted Use ☐ Other
☐ NY Unrestricted Use
☐ NYC Sewer Discharge

Billing Information
☒ Same as Client Info
PO #: 1153.010.001

Disposal Site Information
Please identify below location of applicable disposal facilities.
Disposal Facility:
☐ NJ ☐ NY
☐ Other:

These samples have been previously analyzed by Alpha ☐

Other project specific requirements/comments:

Please specify Metals or TAL.

ANALYSIS

Sample Filtration
☐ Done
☐ Lab to do
Preservation
☐ Lab to do
(Please Specify below)

ALPHA Lab ID (Lab Use Only)	Sample ID	Collection Date	Collection Time	Sample Matrix	Sampler's Initials	PCBs	Sample Specific Comments	Total Bottles
C6025 -01	B-1 4-5"	02/14/19	10:15	Concrete		X	Lab to	1
~~C6025~~ -02	B-5 5-6"	↓	10:30	↓		X	pulverize	1
WJM -03	B-5-EO 4-5"	↓	10:45	↓		X	samples	1
							for analysis	

Preservative Code:
A = None
B = HCl
C = HNO_3
D = H_2SO_4
E = NaOH
F = MeOH
G = $NaHSO_4$
H = $Na_2S_2O_3$
K/E = Zn Ac/NaOH
O = Other

Container Code
P = Plastic
A = Amber Glass
V = Vial
G = Glass
B = Bacteria Cup
C = Cube
O = Other
E = Encore
D = BOD Bottle

Westboro: Certification No: MA935
Mansfield: Certification No: MA015

Container Type: O
Preservative: A

Relinquished By:	Date/Time	Received By: AAL	Date/Time
[signature]	2/14/19 13:50	[signature]	2/14/19 1540
[signature]	2/14/19 1540	Wendy Moreway	2/14/19 01:10

Please print clearly, legibly and completely. Samples can not be logged in and turnaround time clock will not start until any ambiguities are resolved. BY EXECUTING THIS COC, THE CLIENT HAS READ AND AGREES TO BE BOUND BY ALPHA'S TERMS & CONDITIONS. (See reverse side.)

Form No: 01-25 HC (rev. 30-Sept-2013)

Organics

GC Extractable Analysis Polychlorinated Biphenyls (PCB)

Aroclor Sample Data

Form 1
GC Organics

Client	: Barton & Loguidice, P.C	Lab Number	: L1906025
Project Name	: AMPHENOL CONCRETE	Project Number	: 1153.010.001
Lab ID	: L1906025-01D	Date Collected	: 02/14/19 10:15
Client ID	: B-1 4-5"	Date Received	: 02/14/19
Sample Location	: SIDNEY, NY	Date Analyzed	: 02/17/19 18:33
Sample Matrix	: SOLID	Date Extracted	: 02/15/19
Analytical Method	: 1,8082A	Dilution Factor	: 20
Lab File ID	: 19190217a-07	Analyst	: HT
Sample Amount	: 5.74 g	Instrument ID	: PEST19
Extraction Method	: EPA 3540C	GC Column	: CLP-Pesticide
Extract Volume	: 1000 uL	%Solids	: 97
GPC Cleanup	: N	Injection Volume	: 1 uL
Sulfur Cleanup	: Y		

		ug/Kg			
CAS NO.	Parameter	Results	RL	MDL	Qualifier
12674-11-2	Aroclor 1016	ND	1800	160.	U
11104-28-2	Aroclor 1221	ND	1800	180.	U
11141-16-5	Aroclor 1232	ND	1800	382.	U
53469-21-9	Aroclor 1242	ND	1800	243.	U
11097-69-1	Aroclor 1254	ND	1800	197.	U
11096-82-5	Aroclor 1260	ND	1800	332.	U
37324-23-5	Aroclor 1262	ND	1800	228.	U
11100-14-4	Aroclor 1268	ND	1800	186.	U

Form 1
GC Organics

Client	: Barton & Loguidice, P.C	Lab Number	: L1906025
Project Name	: AMPHENOL CONCRETE	Project Number	: 1153.010.001
Lab ID	: L1906025-01D	Date Collected	: 02/14/19 10:15
Client ID	: B-1 4-5"	Date Received	: 02/14/19
Sample Location	: SIDNEY, NY	Date Analyzed	: 02/17/19 18:33
Sample Matrix	: SOLID	Date Extracted	: 02/15/19
Analytical Method	: 1,8082A	Dilution Factor	: 20
Lab File ID	: 19190217a-07	Analyst	: HT
Sample Amount	: 5.74 g	Instrument ID	: PEST19
Extraction Method	: EPA 3540C	GC Column	: CLP-PesticideII
Extract Volume	: 1000 uL	%Solids	: 97
GPC Cleanup	: N	Injection Volume	: 1 uL
Sulfur Cleanup	: Y		

		ug/Kg			
CAS NO.	Parameter	Results	RL	MDL	Qualifier
12672-29-6	Aroclor 1248	16500	1800	270.	
1336-36-3	PCBs, Total	16500	1800	160.	

Form 1
GC Organics

Client	: Barton & Loguidice, P.C	Lab Number	: L1906025
Project Name	: AMPHENOL CONCRETE	Project Number	: 1153.010.001
Lab ID	: L1906025-02D	Date Collected	: 02/14/19 10:30
Client ID	: B-5 5-6"	Date Received	: 02/14/19
Sample Location	: SIDNEY, NY	Date Analyzed	: 02/17/19 18:45
Sample Matrix	: SOLID	Date Extracted	: 02/15/19
Analytical Method	: 1,8082A	Dilution Factor	: 50
Lab File ID	: 19190217a-08	Analyst	: HT
Sample Amount	: 5.45 g	Instrument ID	: PEST19
Extraction Method	: EPA 3540C	GC Column	: CLP-Pesticide
Extract Volume	: 1000 uL	%Solids	: 91
GPC Cleanup	: N	Injection Volume	: 1 uL
Sulfur Cleanup	: Y		

		ug/Kg			
CAS NO.	Parameter	Results	RL	MDL	Qualifier
12674-11-2	Aroclor 1016	ND	5040	448.	U
11104-28-2	Aroclor 1221	ND	5040	505.	U
11141-16-5	Aroclor 1232	ND	5040	1070	U
53469-21-9	Aroclor 1242	ND	5040	680.	U
11097-69-1	Aroclor 1254	ND	5040	551.	U
11096-82-5	Aroclor 1260	ND	5040	932.	U
37324-23-5	Aroclor 1262	ND	5040	640.	U
11100-14-4	Aroclor 1268	ND	5040	522.	U

Form 1
GC Organics

Client	: Barton & Loguidice, P.C	Lab Number	: L1906025
Project Name	: AMPHENOL CONCRETE	Project Number	: 1153.010.001
Lab ID	: L1906025-02D	Date Collected	: 02/14/19 10:30
Client ID	: B-5 5-6"	Date Received	: 02/14/19
Sample Location	: SIDNEY, NY	Date Analyzed	: 02/17/19 18:45
Sample Matrix	: SOLID	Date Extracted	: 02/15/19
Analytical Method	: 1,8082A	Dilution Factor	: 50
Lab File ID	: 19190217a-08	Analyst	: HT
Sample Amount	: 5.45 g	Instrument ID	: PEST19
Extraction Method	: EPA 3540C	GC Column	: CLP-PesticideII
Extract Volume	: 1000 uL	%Solids	: 91
GPC Cleanup	: N	Injection Volume	: 1 uL
Sulfur Cleanup	: Y		

		ug/Kg			
CAS NO.	Parameter	Results	RL	MDL	Qualifier
12672-29-6	Aroclor 1248	37000	5040	756.	
1336-36-3	PCBs, Total	37000	5040	448.	

Form 1
GC Organics

Client	: Barton & Loguidice, P.C	Lab Number	: L1906025
Project Name	: AMPHENOL CONCRETE	Project Number	: 1153.010.001
Lab ID	: L1906025-03D	Date Collected	: 02/14/19 10:45
Client ID	: B-5-EO 4-5"	Date Received	: 02/14/19
Sample Location	: SIDNEY, NY	Date Analyzed	: 02/17/19 20:52
Sample Matrix	: SOLID	Date Extracted	: 02/15/19
Analytical Method	: 1,8082A	Dilution Factor	: 1000
Lab File ID	: 19190217a-11	Analyst	: HT
Sample Amount	: 5.63 g	Instrument ID	: PEST19
Extraction Method	: EPA 3540C	GC Column	: CLP-Pesticide
Extract Volume	: 1000 uL	%Solids	: 96
GPC Cleanup	: N	Injection Volume	: 1 uL
Sulfur Cleanup	: Y		

		ug/Kg			
CAS NO.	Parameter	Results	RL	MDL	Qualifier
12674-11-2	Aroclor 1016	ND	92600	8220	U
11104-28-2	Aroclor 1221	ND	92600	9280	U
11141-16-5	Aroclor 1232	ND	92600	19600	U
53469-21-9	Aroclor 1242	ND	92600	12500	U
11097-69-1	Aroclor 1254	ND	92600	10100	U
11096-82-5	Aroclor 1260	ND	92600	17100	U
37324-23-5	Aroclor 1262	ND	92600	11800	U
11100-14-4	Aroclor 1268	ND	92600	9590	U
1336-36-3	PCBs, Total	1060000	92600	8220	

Form 1
GC Organics

Client	: Barton & Loguidice, P.C	Lab Number	: L1906025
Project Name	: AMPHENOL CONCRETE	Project Number	: 1153.010.001
Lab ID	: L1906025-03D	Date Collected	: 02/14/19 10:45
Client ID	: B-5-EO 4-5"	Date Received	: 02/14/19
Sample Location	: SIDNEY, NY	Date Analyzed	: 02/17/19 20:52
Sample Matrix	: SOLID	Date Extracted	: 02/15/19
Analytical Method	: 1,8082A	Dilution Factor	: 1000
Lab File ID	: 19190217a-11	Analyst	: HT
Sample Amount	: 5.63 g	Instrument ID	: PEST19
Extraction Method	: EPA 3540C	GC Column	: CLP-PesticideII
Extract Volume	: 1000 uL	%Solids	: 96
GPC Cleanup	: N	Injection Volume	: 1 uL
Sulfur Cleanup	: Y		

		ug/Kg			
CAS NO.	Parameter	Results	RL	MDL	Qualifier
12672-29-6	Aroclor 1248	1060000	92600	13900	

Form 1
GC Organics

Client	: Barton & Loguidice, P.C	Lab Number	: L1906025
Project Name	: AMPHENOL CONCRETE	Project Number	: 1153.010.001
Lab ID	: WG1206964-1	Date Collected	: NA
Client ID	: WG1206964-1BLANK	Date Received	: NA
Sample Location	:	Date Analyzed	: 02/17/19 17:31
Sample Matrix	: SOLID	Date Extracted	: 02/15/19
Analytical Method	: 1,8082A	Dilution Factor	: 1
Lab File ID	: 19190217a-02	Analyst	: HT
Sample Amount	: 5.91 g	Instrument ID	: PEST19
Extraction Method	: EPA 3540C	GC Column	: CLP-Pesticide
Extract Volume	: 1000 uL	%Solids	: NA
GPC Cleanup	: N	Injection Volume	: 1 uL
Sulfur Cleanup	: Y		

		ug/Kg			
CAS NO.	Parameter	Results	RL	MDL	Qualifier
12674-11-2	Aroclor 1016	ND	84.6	7.51	U
11104-28-2	Aroclor 1221	ND	84.6	8.48	U
11141-16-5	Aroclor 1232	ND	84.6	17.9	U
53469-21-9	Aroclor 1242	ND	84.6	11.4	U
12672-29-6	Aroclor 1248	ND	84.6	12.7	U
11097-69-1	Aroclor 1254	ND	84.6	9.26	U
11096-82-5	Aroclor 1260	ND	84.6	15.6	U
37324-23-5	Aroclor 1262	ND	84.6	10.7	U
11100-14-4	Aroclor 1268	ND	84.6	8.76	U
1336-36-3	PCBs, Total	ND	84.6	7.51	U

Wet Chemistry

Total Solids / Percent Moisture Analysis

Results

Form 1
WETCHEM

Client	: Barton & Loguidice, P.C	Lab Number	: L1906025
Project Name	: AMPHENOL CONCRETE	Project Number	: 1153.010.001
Lab ID	: L1906025-01	Date Collected	: 02/14/19 10:15
Client ID	: B-1 4-5"	Date Received	: 02/14/19
Sample Location	: SIDNEY, NY	Date Analyzed	: 02/15/19 10:34
Sample Matrix	: SOLID	Dilution Factor	: 1
Analytical Method	: 121,2540G	Analyst	: RI
Lab File ID	: WG1207064.pdf	Instrument ID	: BALANCE#47
Sample Amount	:	%Solids	: 97
Digestion Method	:	Date Digested	:

		%			
CAS NO.	Parameter	Results	RL	MDL	Qualifier
NONE	Solids, Total	96.8	0.100	NA	

Form 1
WETCHEM

Client	: Barton & Loguidice, P.C	Lab Number	: L1906025
Project Name	: AMPHENOL CONCRETE	Project Number	: 1153.010.001
Lab ID	: L1906025-02	Date Collected	: 02/14/19 10:30
Client ID	: B-5 5-6"	Date Received	: 02/14/19
Sample Location	: SIDNEY, NY	Date Analyzed	: 02/15/19 10:34
Sample Matrix	: SOLID	Dilution Factor	: 1
Analytical Method	: 121,2540G	Analyst	: RI
Lab File ID	: WG1207064.pdf	Instrument ID	: BALANCE#47
Sample Amount	:	%Solids	: 91
Digestion Method	:	Date Digested	:

		%			
CAS NO.	Parameter	Results	RL	MDL	Qualifier
NONE	Solids, Total	91.0	0.100	NA	

Form 1
WETCHEM

Client	: Barton & Loguidice, P.C	Lab Number	: L1906025
Project Name	: AMPHENOL CONCRETE	Project Number	: 1153.010.001
Lab ID	: L1906025-03	Date Collected	: 02/14/19 10:45
Client ID	: B-5-EO 4-5"	Date Received	: 02/14/19
Sample Location	: SIDNEY, NY	Date Analyzed	: 02/15/19 10:34
Sample Matrix	: SOLID	Dilution Factor	: 1
Analytical Method	: 121,2540G	Analyst	: RI
Lab File ID	: WG1207064.pdf	Instrument ID	: BALANCE#47
Sample Amount	:	%Solids	: 96
Digestion Method	:	Date Digested	:

CAS NO.	Parameter	% Results	% RL	% MDL	Qualifier
NONE	Solids, Total	95.9	0.100	NA	

Form 1
WETCHEM

Client	: Barton & Loguidice, P.C	Lab Number	: L1906025
Project Name	: AMPHENOL CONCRETE	Project Number	: 1153.010.001
Lab ID	: WG1207064-1	Date Collected	: 02/14/19 00:00
Client ID	: WG1207064-1 DUP	Date Received	: 02/14/19
Sample Location	:	Date Analyzed	: 02/15/19 10:34
Sample Matrix	: SOIL	Dilution Factor	: 1
Analytical Method	: 121,2540G	Analyst	: RI
Lab File ID	: WG1207064.pdf	Instrument ID	: BALANCE#47
Sample Amount	:	%Solids	: 92
Digestion Method	:	Date Digested	:

		%			
CAS NO.	Parameter	Results	RL	MDL	Qualifier
NONE	Solids, Total	92.1	0.100	NA	

Appendix B

PCB Concrete Remedial Design

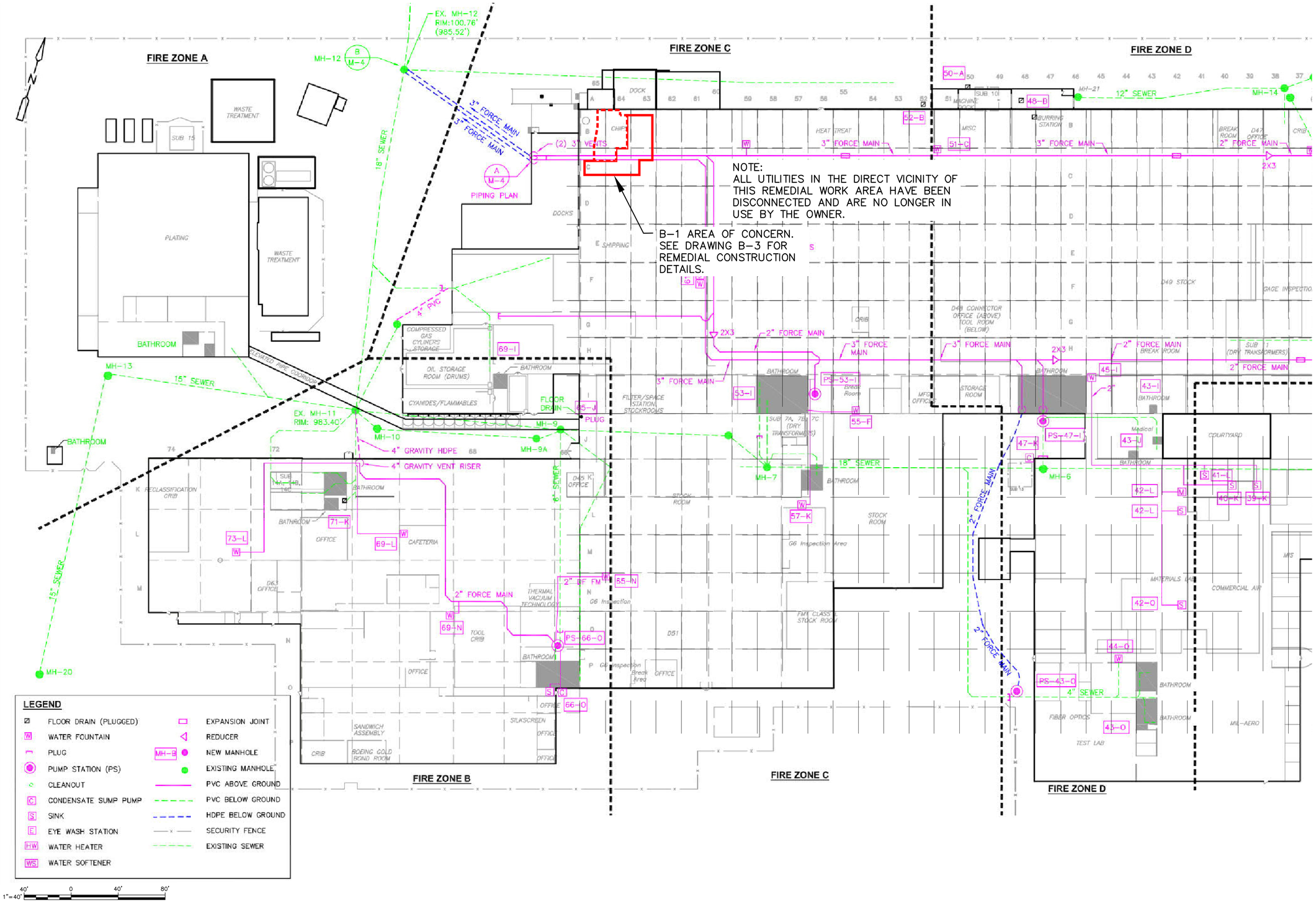

IT IS A VIOLATION OF LAW FOR ANY PERSON, UNLESS THEY ARE ACTING UNDER THE DIRECTION OF A LICENSED PROFESSIONAL ENGINEER, ARCHITECT, LANDSCAPE ARCHITECT, OR LAND SURVEYOR, TO ALTER AN ITEM IN ANY WAY. IF AN ITEM BEARING THE STAMP OF A LICENSED PROFESSIONAL IS ALTERED, THE ALTERING ENGINEER, ARCHITECT, LANDSCAPE ARCHITECT, OR LAND SURVEYOR SHALL STAMP THE DOCUMENT AND INCLUDE THE NOTATION "ALTERED BY" FOLLOWED BY THEIR SIGNATURE, THE DATE OF SUCH ALTERATION, AND A SPECIFIC DESCRIPTION OF THE ALTERATION".

REVISIONS

AMPHENOL AEROSPACE
AMPHENOL-DEMOLITION WORK PLAN

AREA B-1 LOCATION PLAN

TOWN OF SYDNEY
DELAWARE COUNTY, NEW YORK

Barton & Loguidice

STATE OF NEW YORK · SCOTT D. NOSTRAND · No. 075484 · LICENSED PROFESSIONAL ENGINEER

Date	JANUARY 2019
Scale	1" = 40'
Sheet Number	B-1
Project Number	1153.010.001

Plotted: Jan 14, 2019 – 4:17PM SYR By: WBG
C:\Users\whg\appdata\local\temp\AcPublish_15672\1153.010.001_Sample Locations (ID 1626094).dwg

Checked by ____ Drawn by WBG Designed by ____ In charge of SDN

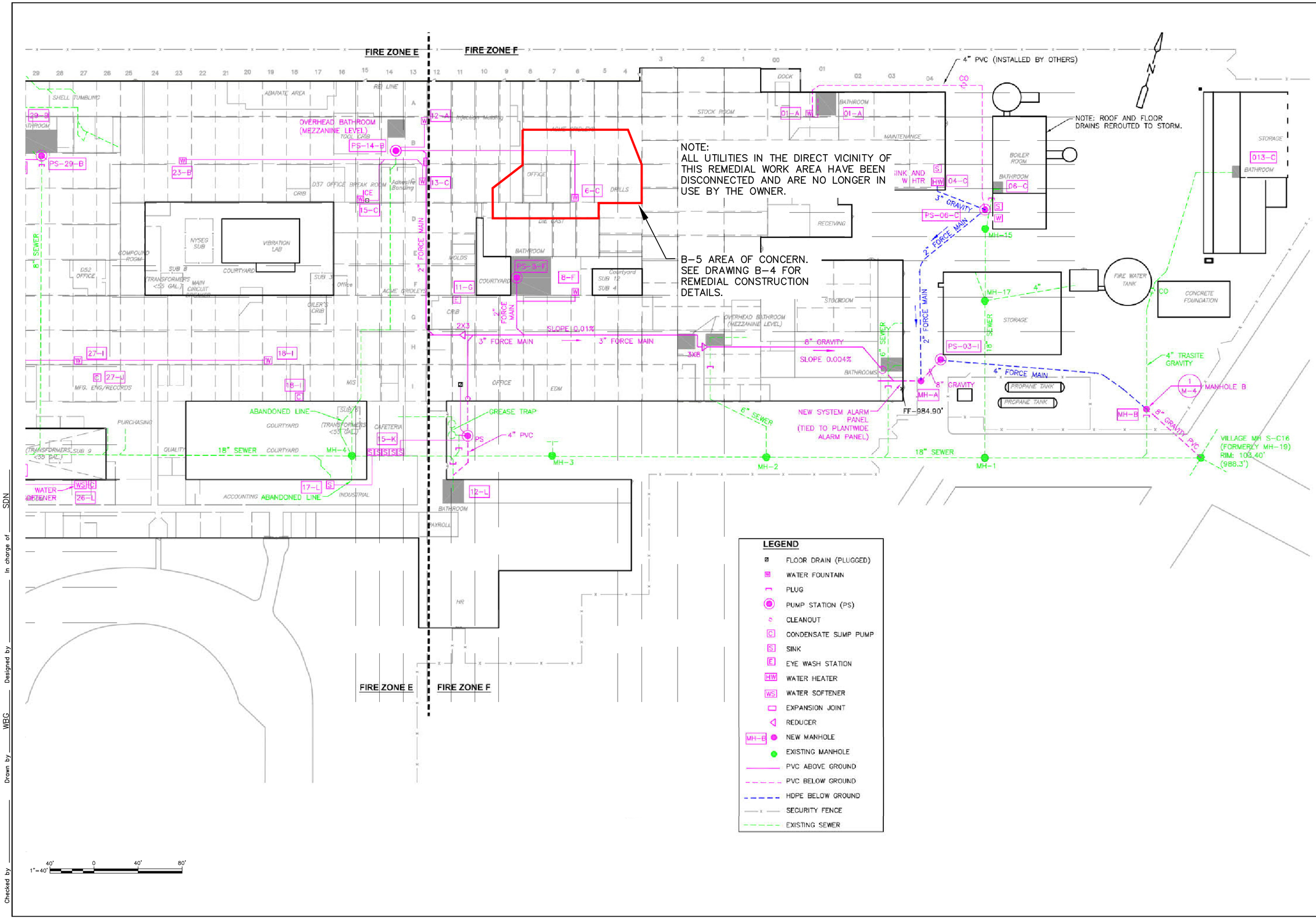

IT IS A VIOLATION OF LAW FOR ANY PERSON, UNLESS THEY ARE ACTING UNDER THE DIRECTION OF A LICENSED PROFESSIONAL ENGINEER, ARCHITECT, LANDSCAPE ARCHITECT, OR LAND SURVEYOR, TO ALTER AN ITEM IN ANY WAY. IF AN ITEM BEARING THE STAMP OF A LICENSED PROFESSIONAL IS ALTERED, THE ALTERING ENGINEER, ARCHITECT, LANDSCAPE ARCHITECT, OR LAND SURVEYOR SHALL STAMP THE DOCUMENT AND INCLUDE THE NOTATION "ALTERED BY" FOLLOWED BY THEIR SIGNATURE, THE DATE OF SUCH ALTERATION, AND A SPECIFIC DESCRIPTION OF THE ALTERATION".

REVISIONS

AMPHENOL AEROSPACE
AMPHENOL-DEMOLITION WORK PLAN

AREA B-5 LOCATION PLAN

TOWN OF SYDNEY
DELAWARE COUNTY, NEW YORK

Barton & Loguidice

STATE OF NEW YORK · SCOTT D. NOSTRAND · No. 076454 · LICENSED PROFESSIONAL ENGINEER

Date: JANUARY 2019
Scale: 1" = 40'
Sheet Number: B-2
Project Number: 1153.010.001

Checked by ____ Drawn by WBG Designed by ____ In charge of SDN

Plotted: Jan 14, 2019 – 4:17PM SYR By: WBG
C:\Users\wbg\appdata\local\temp\AcPublish_15672\1153.010.001_Sample Locations (ID 1626094).dwg

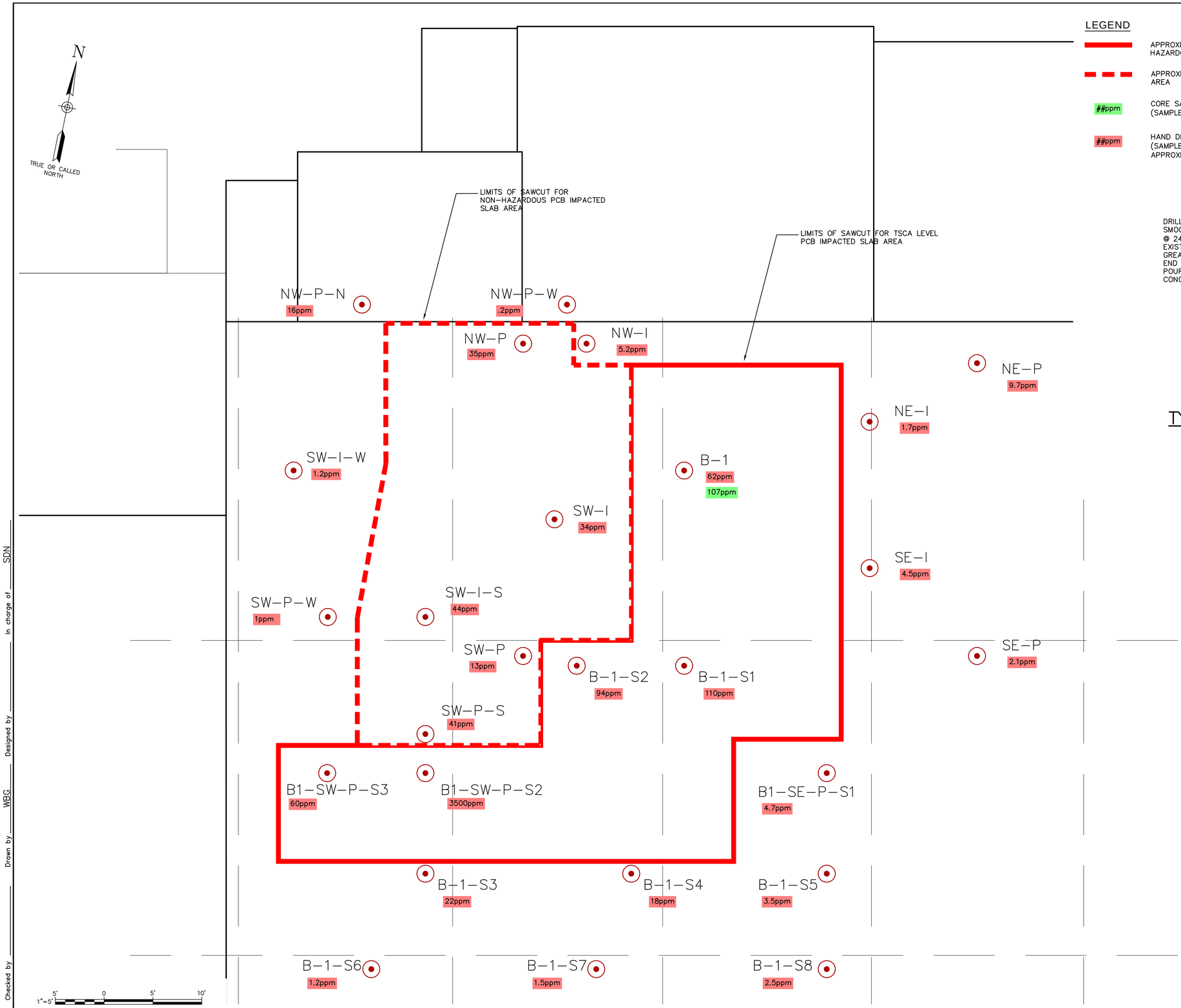

LEGEND

- APPROXIMATE REMEDIATION BOUNDARY – HAZARDOUS AREA – TSCA LEVEL PCB IMPACTED CONCRETE
- APPROXIMATE REMEDIATION BOUNDARY – NON-HAZARDOUS AREA
- ##ppm — CORE SAMPLE RESULTS (SAMPLE COLLECTED FROM 1" TO 2" DEPTH)
- ##ppm — HAND DRILL SAMPLE RESULTS (SAMPLE COLLECTED FROM CONCRETE SURFACE TO APPROXIMATELY 1.5" DEEP)

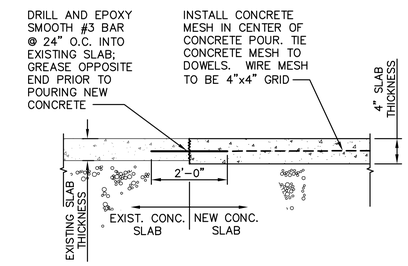

TYP. CONNECTION DETAIL FOR NEW/EXISTING CONCRETE

NOT TO SCALE

NOTES:

1. CONCRETE SLAB DEMOLITION SHALL BE IN ACCORDANCE WITH THE PROCEDURES IDENTIFIED IN THE REMEDIAL DESIGN PLANS, SPECIFICATIONS, AND IN ACCORDANCE WITH ALL LOCAL, STATE, AND FEDERAL REGULATIONS.
2. THE CONTRACTOR SHALL PROTECT THE EXISTING CONCRETE SLAB FROM DAMAGE DURING THE COURSE OF CONSTRUCTION. DAMAGE TO SLAB AREAS OUTSIDE OF THE DEMOLITION LIMITS WILL BE REPAIRED AT NO ADDITIONAL COST TO THE OWNER.
3. ALL SAW CUTTING OR DEMOLITION OF CONCRETE WILL REQUIRE THE USE OF WATER TO ELIMINATE DUST GENERATION.
4. ALL EQUIPMENT SHALL BE MANAGED AND DECONTAMINATED TO THE SATISFACTION OF THE ENGINEER TO PREVENT THE IMPROPER REMOVAL OF CONTAMINATED MATERIAL OFF-SITE. THE CONTRACTOR IS RESPONSIBLE FOR THE HANDLING, TESTING, AND DISPOSAL OF DECONTAMINATION WATER AS OUTLINED IN SPECIFICATION 02050.
5. A DECONTAMINATION PAD WILL BE CONSTRUCTED BY THE CONTRACTOR SUCH THAT ALL DECONTAMINATION WATER IS CAPTURED IN A SUMP AREA AND COLLECTED AND PLACED IN 55 GALLON DRUMS FOR DISPOSAL. DECON PAD TO BE INSTALLED IMMEDIATELY ADJACENT TO THE AREA OF WORK IN ACCORDANCE WITH SPECIFICATION 02050.
6. CONCRETE DEMOLITION LIMITS ARE APPROXIMATE AND WILL BE CONFIRMED IN THE FIELD BY THE ENGINEER.
7. PCB CONTAMINATED CONCRETE WILL BE DEMOLISHED AND PLACED IN A DUMP TRUCK FOR TRANSPORT AND DISPOSAL AT A PERMITTED LANDFILLING FACILITY. PCB CONCRETE WASTE WILL BE HANDLED BY A CONTRACTOR WITH A CURRENT NYSDEC PART 364 WASTE TRANSPORTER PERMIT.
8. REPLACEMENT CONCRETE WILL CONSIST OF CLASS D CONCRETE WITH A 28 DAY COMPRESSIVE STRENGTH OF 2500 PSI. CONTRACTOR WILL BE RESPONSIBLE FOR COLLECTION OF A CONCRETE SAMPLE AND TESTING IN ACCORDANCE WITH SPECIFICATION 03300, CAST-IN-PLACE CONCRETE.
9. CONCRETE POUR AND PREPARATION OF PLACEMENT AREA WILL BE IN ACCORDANCE WITH SPECIFICATION 03300.
10. CONTRACTOR WILL BE RESPONSIBLE FOR THE INSTALLATION OF REBAR DOWELS. DOWELS WILL BE INSTALLED INTO EXISTING CONCRETE. THE TOP OF THE DOWEL SHALL BE APPROXIMATELY 2-INCHES BELOW THE EXISTING CONCRETE SURFACE. SEE DETAIL THIS SHEET.
11. CONTRACTOR WILL BE RESPONSIBLE FOR THE INSTALLATION AND COMPACTION OF 2-INCHES OF GRANULAR FILL IN THE CONCRETE REMOVAL AREAS SUBBASE MATERIAL IN ACCORDANCE WITH SPECIFICATION 02222.
12. CONTRACTOR WILL INSTALL SAWCUT CONTROL JOINTS FOR PREFERENTIAL CRACKING ON FINISHED SURFACE OF CONCRETE NO FURTHER THAN 16 FEET APART.

IT IS A VIOLATION OF LAW FOR ANY PERSON, UNLESS THEY ARE ACTING UNDER THE DIRECTION OF A LICENSED PROFESSIONAL ENGINEER, ARCHITECT, LANDSCAPE ARCHITECT, OR LAND SURVEYOR, TO ALTER AN ITEM IN ANY WAY. IF AN ITEM BEARING THE STAMP OF A LICENSED PROFESSIONAL IS ALTERED, THE ALTERING ENGINEER, ARCHITECT, LANDSCAPE ARCHITECT, OR LAND SURVEYOR SHALL STAMP THE DOCUMENT AND INCLUDE THE NOTATION "ALTERED BY" FOLLOWED BY THEIR SIGNATURE, THE DATE OF SUCH ALTERATION, AND A SPECIFIC DESCRIPTION OF THE ALTERATION".

REVISIONS

AMPHENOL AEROSPACE
AMPHENOL-DEMOLITION WORK PLAN

AREA B-1 PCB REMEDIATION SLAB REMOVAL PLAN

TOWN OF SYDNEY — DELAWARE COUNTY, NEW YORK

Barton & Loguidice

STATE OF NEW YORK · SCOTT D. NOSTRAND · No. 075449 · LICENSED PROFESSIONAL ENGINEER

Date	JANUARY 2019
Scale	1" = 5'
Sheet Number	B-3
Project Number	1153.010.001

Checked by ____ Drawn by WBG Designed by ____ In charge of SDN

Plotted: Jan 14, 2019 – 4:17PM SYR By: WBG
C:\Users\wbg\appdata\local\temp\AcPublish_15672\1153.010.001_Sample Locations (ID 1626094).dwg

LEGEND

APPROXIMATE REMEDIATION BOUNDARY – HAZARDOUS AREA – TSCA LEVEL PCB IMPACTED CONCRETE

##ppm — CORE SAMPLE RESULTS (SAMPLE COLLECTED FROM 1" TO 2" DEPTH)

##ppm — HAND DRILL SAMPLE RESULTS (SAMPLE COLLECTED FROM CONCRETE SURFACE TO APPROXIMATELY 1.5" DEEP)

NOTES:

1. CONCRETE SLAB DEMOLITION SHALL BE IN ACCORDANCE WITH THE PROCEDURES IDENTIFIED IN THE REMEDIAL DESIGN PLANS, SPECIFICATIONS, AND IN ACCORDANCE WITH ALL LOCAL, STATE, AND FEDERAL REGULATIONS.
2. THE CONTRACTOR SHALL PROTECT THE EXISTING CONCRETE SLAB FROM DAMAGE DURING THE COURSE OF CONSTRUCTION. DAMAGE TO SLAB AREAS OUTSIDE OF THE DEMOLITION LIMITS WILL BE REPAIRED AT NO ADDITIONAL COST TO THE OWNER.
3. ALL SAW CUTTING OR DEMOLITION OF CONCRETE WILL REQUIRE THE USE OF WATER TO ELIMINATE DUST GENERATION.
4. ALL EQUIPMENT SHALL BE MANAGED AND DECONTAMINATED TO THE SATISFACTION OF THE ENGINEER TO PREVENT THE IMPROPER REMOVAL OF CONTAMINATED MATERIAL OFF-SITE. THE CONTRACTOR IS RESPONSIBLE FOR THE HANDLING, TESTING, AND DISPOSAL OF DECONTAMINATION WATER AS OUTLINED IN SPECIFICATION 02050.
5. A DECONTAMINATION PAD WILL BE CONSTRUCTED BY THE CONTRACTOR SUCH THAT ALL DECONTAMINATION WATER IS CAPTURED IN A SUMP AREA AND COLLECTED AND PLACED IN 55 GALLON DRUMS FOR DISPOSAL. DECON PAD TO BE INSTALLED IMMEDIATELY ADJACENT TO THE AREA OF WORK IN ACCORDANCE WITH SPECIFICATION 02050.
6. CONCRETE DEMOLITION LIMITS ARE APPROXIMATE AND WILL BE CONFIRMED IN THE FIELD BY THE ENGINEER.
7. PCB CONTAMINATED CONCRETE WILL BE DEMOLISHED AND PLACED IN A DUMP TRUCK FOR TRANSPORT AND DISPOSAL AT A PERMITTED LANDFILLING FACILITY. PCB CONCRETE WASTE WILL BE HANDLED BY A CONTRACTOR WITH A CURRENT NYSDEC PART 364 WASTE TRANSPORTER PERMIT.
8. REPLACEMENT CONCRETE WILL CONSIST OF CLASS D CONCRETE WITH A 28 DAY COMPRESSIVE STRENGTH OF 2500 PSI. CONTRACTOR WILL BE RESPONSIBLE FOR COLLECTION OF A CONCRETE SAMPLE AND TESTING IN ACCORDANCE WITH SPECIFICATION 03300, CAST-IN-PLACE CONCRETE.
9. CONCRETE POUR AND PREPARATION OF PLACEMENT AREA WILL BE IN ACCORDANCE WITH SPECIFICATION 03300.
10. CONTRACTOR WILL BE RESPONSIBLE FOR THE INSTALLATION OF REBAR DOWELS. DOWELS WILL BE INSTALLED INTO EXISTING CONCRETE. THE TOP OF THE DOWEL SHALL BE APPROXIMATELY 2-INCHES BELOW THE EXISTING CONCRETE SURFACE. SEE DETAIL THIS SHEET.
11. CONTRACTOR WILL BE RESPONSIBLE FOR THE INSTALLATION AND COMPACTION OF 2-INCHES OF GRANULAR FILL IN THE CONCRETE REMOVAL AREAS SUBBASE MATERIAL IN ACCORDANCE WITH SPECIFICATION 02222.
12. CONTRACTOR WILL INSTALL SAWCUT CONTROL JOINTS FOR PREFERENTIAL CRACKING ON FINISHED SURFACE OF CONCRETE NO FURTHER THAN 16 FEET APART.

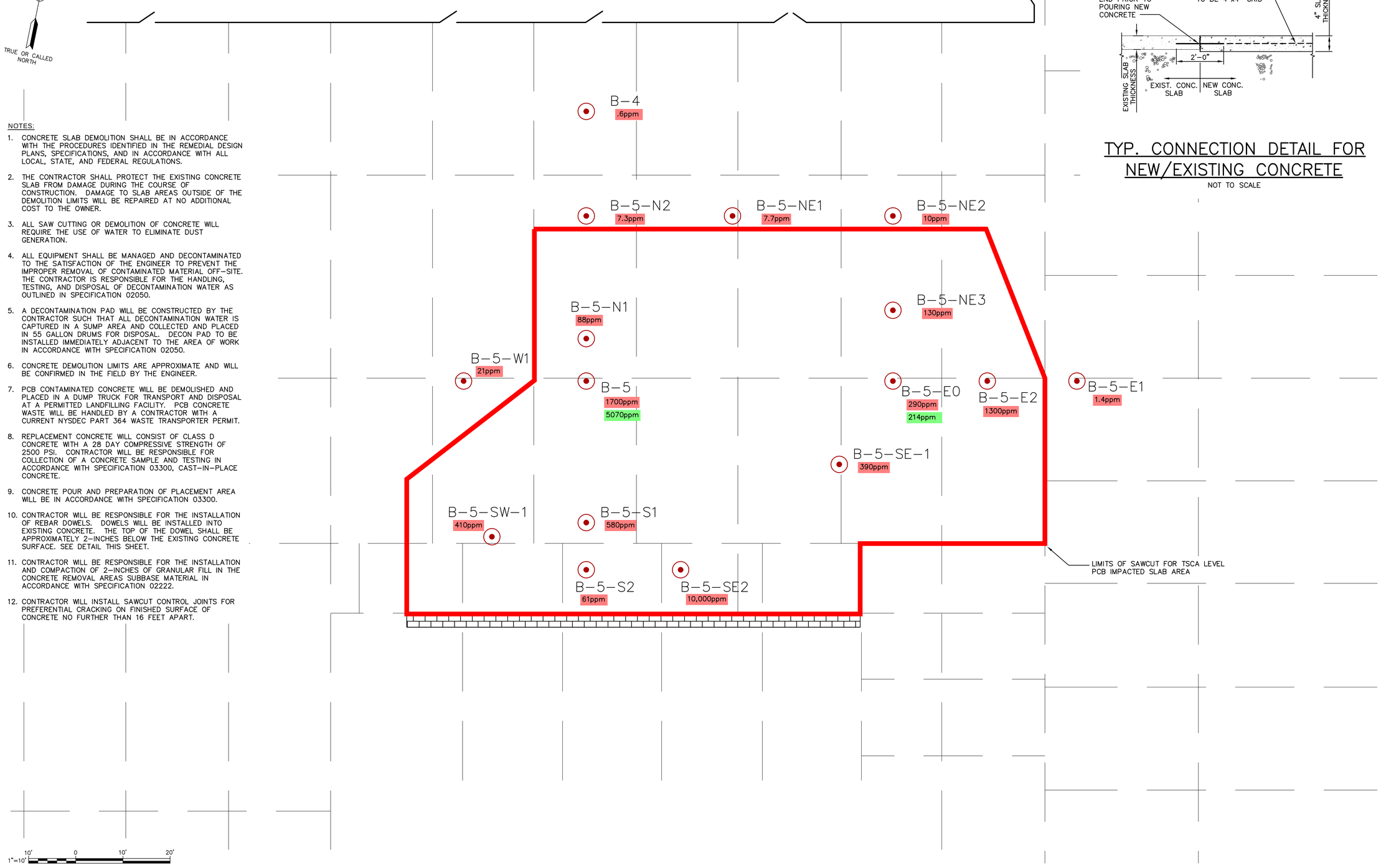

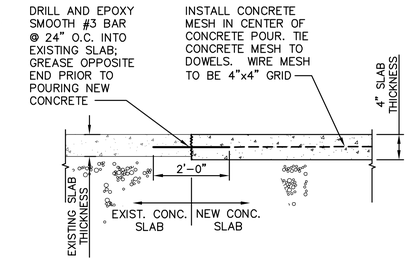

TYP. CONNECTION DETAIL FOR NEW/EXISTING CONCRETE

NOT TO SCALE

IT IS A VIOLATION OF LAW FOR ANY PERSON, UNLESS THEY ARE ACTING UNDER THE DIRECTION OF A LICENSED PROFESSIONAL ENGINEER, ARCHITECT, LANDSCAPE ARCHITECT, OR LAND SURVEYOR, TO ALTER AN ITEM IN ANY WAY. IF AN ITEM BEARING THE STAMP OF A LICENSED PROFESSIONAL IS ALTERED, THE ALTERING ENGINEER, ARCHITECT, LANDSCAPE ARCHITECT, OR LAND SURVEYOR SHALL STAMP THE DOCUMENT AND INCLUDE THE NOTATION "ALTERED BY" FOLLOWED BY THEIR SIGNATURE, THE DATE OF SUCH ALTERATION, AND A SPECIFIC DESCRIPTION OF THE ALTERATION".

REVISIONS

AMPHENOL AEROSPACE
AMPHENOL-DEMOLITION WORK PLAN

AREA B-5 PCB REMEDIATION SLAB REMOVAL PLAN

TOWN OF SYDNEY — DELAWARE COUNTY, NEW YORK

Barton & Loguidice

STATE OF NEW YORK — SCOTT D. NOSTRAND — No. 075483 — LICENSED PROFESSIONAL ENGINEER

Date	JANUARY 2019
Scale	1" = 10'
Sheet Number	B-4
Project Number	1153.010.001

Checked by ____ Drawn by WBG Designed by ____ In charge of SDN

Plotted: Jan 14, 2019 – 4:17PM SYR By: WBG
C:\Users\wbg\appdata\local\temp\AcPublish_15672\1153.010.001_Sample Locations (ID 1626094).dwg

SECTION 02004

HEALTH AND SAFETY PLAN

PART 1 - GENERAL

1.1 DESCRIPTION:

1.1.1 Under this Item, the Contractor shall furnish all labor, materials, and equipment required to develop and implement a Health and Safety Plan in accordance with the Contract Specifications.

1.2 REFERENCES: The publications listed below and their latest revisions form a part of this Specification to the extent referenced. The publications are referred to in the text by the basic designation only.

1.2.1 Occupational Safety and Health Administration (OSHA) Regulations:

29 CFR Part 1926	Regulations for Construction
29 CFR 1910.120	Health and Safety at Hazardous Waste Operations

1.3 SUBMITTALS: The Contractor shall submit a complete Health and Safety Plan prior to initiating on-site work. The plan shall conform to the general requirements of 29 CFR 1910.120, Health and Safety at Hazardous Waste Operations, and may include items such as:

- Health and Safety Risk Evaluation
- Employee training and qualifications
- Medical Surveillance
- Engineering and Work Practice Controls
- Provision of Personal Protective Equipment required by Contractor, Subcontractor, Engineer, Owner and Oversight Personnel
- Frequency and Types of Monitoring
- Site Control Measures
- Decontamination Procedures
- Site Standard Operating Procedures
- Confined Space Operations (when applicable)
- Spill Containment (when applicable)
- Emergency Response Plan
- Fire Prevention and Protection
- Mold and Respiratory Health Control
- Unsafe Buildings Access Procedures
- Asbestos Operations
- PCB Handling and Precautionary Measures

PART 2 – PRODUCTS

Not Used

PART 3 – EXECUTION

3.1 HEALTH AND SAFETY PLAN: The Contractor shall prepare and submit a completed Health and Safety Plan as identified in Section 1.3.

PART 4 – MEASUREMENT & PAYMENT

4.1 MEASUREMENT – HEALTH AND SAFETY PLAN:

4.1.1 Health and Safety Plan: Measurement for Health and Safety Plan preparation shall include the cost of all materials, labor and submittals required to complete the work.

4.2 PAYMENT - HEALTH AND SAFETY PLAN:

4.2.1 For Health and Safety Plan preparation not included in other unit or lump sum price items, payment for Health and Safety Plan preparation will be made at the applicable price stated in the Bid.

END OF SECTION

SECTION 02050

DEMOLITION AND REMOVAL

PART 1 - GENERAL

1.1 DESCRIPTION:

1.1.1 Under this Section, the Contractor shall furnish all labor, materials and equipment for Demolition and Removal, as shown on the Plans, as specified and/or directed.

1.2 REFERENCES: The publications listed below and their latest revisions form a part of this Specification to the extent referenced. The publications are referred to in the text by the basic designation only.

1.2.1 American National Standards Institute, Inc. (ANSI) Publications:

A10.4	Safety Requirements for Personnel Hoists and Employee Elevators for Construction and Demolition Operations
A10.6	Demolition Operations - Safety Requirements

1.2.2 National Fire Protection Association (NFPA) Publication:

241	Safeguarding Construction, Alteration and Demolition Operations

1.2.3 New York Code Rule and Regulations/Department of Labor:

12 NYCRR Part 23	Protection in Construction, Demolition and Excavation Operations

1.2.4 Occupational Safety and Health Administration (OSHA) Regulations:

29 CFR Part 1926	Regulations for Construction

1.3 GENERAL REQUIREMENTS: Do not begin demolition until authorization is received from the Engineer. Remove rubbish and debris from the project site daily; do not allow accumulations in the work area. Store materials that cannot be removed daily shall be staged in areas specified by the Engineer and Owner.

1.4 REGULATORY AND SAFETY REQUIREMENTS: Comply with Federal, State, and local hauling and disposal regulations. In addition to the requirements of the "General Requirements", safety requirements shall conform with ANSI A10.4, ANSI A10.6, NFPA 241, 12 NYCRR Part 23, OSHA 29 CFR Part 1926.

1.4.1 The Contractor shall conduct work in a manner to ensure compliance with all applicable codes, rules, and regulations including but not limited to:

a. Worker Protection

29 CFR 1926.59, Hazard Communication
29 CFR 1910.134, Respiratory Protection Standard
29 CFR 1926.20, General Safety and Health Provisions
29 CFR 1910.94 and 1926.57, Ventilation

b. Ambient Air Quality

40 CFR 50.6 National Primary and Secondary Ambient Air Quality Standards for Particulate Matter

c. Water Quality

40 CFR 122, Administered Permit Programs; The National Pollutant Discharge Elimination System

d. Waste Disposal

40 CFR 261, Identification and Listing of Hazardous Waste
40 CFR 262, Standards Applicable to Generators of Hazardous Waste
40 CFR 263, Standards Application to Transporters of Hazardous Waste
New York State Department of Environmental Conservation (NYSDEC), Title 6, Part 360-7, 364, and 370-374

The above listing may not be exhaustive. The Contractor is responsible for compliance with all applicable laws, rules and regulations whether or not they have been listed above.

1.5 DUST AND DEBRIS CONTROL: Prevent the spread of dust and debris to occupied properties located adjacent to the construction area and avoid the creation of a nuisance or hazard in the surrounding area. The use water will be required to minimize or eliminate the discharge of dust during saw cutting and demolition of concrete.

PART 2 - PRODUCTS

2.1 Materials: Furnish the following for the temporary on-site storage of contaminated concrete

2.1.1 Demolished concrete shall be live loaded into dump trucks for disposal. If material requires temporary staging, the contractor shall be required to place a 12 mil thick polyethylene barrier over the surface of the staging area to prevent cross-contamination. Staging of material will be located immediately adjacent to the work area.

2.1.2 PCB contaminated concrete staged overnight shall require the installation of 6 mil ply sheeting over the stockpiled material at the end of each day. Contractor shall secure the poly sheeting to prevent removal by wind.

PART 3 - EXECUTION

3.1 EXISTING FACILITIES TO BE REMOVED:

3.1.1 Utilities: Remove existing utilities (if encountered) and terminate in a manner conforming to the nationally recognized code covering the specific utility and approved by the Engineer. If utility lines are encountered that are not shown on drawings, contact the Engineer for further instructions.

3.1.2 Concrete: For concrete slab sections classified as PCB contaminated, neat sawcuts to a depth of not less than 2 inches shall be made to delineate the contaminated area as indicated on the drawings. Upon demolition of concrete structures, concrete debris shall be handled as indicated on the Plans.

3.3 DISPOSITION OF MATERIAL:

3.3.1 Title to Materials: Except where specified in other sections, all materials removed shall become the property of the Contractor and shall be removed from Owner's property.

3.4 CLEANUP:

3.4.1 Debris and Rubbish: Remove and transport debris and rubbish in a manner that will prevent spillage on streets and into nearby waterways or adjacent areas. Clean up spillage from pavements, streets and adjacent areas.

3.4.2 Decontamination: All equipment that comes in contact with PCB contaminated concrete shall be properly decontaminated. A decontamination pad shall be constructed by the Contractor such that all decontamination water can be captured in a sump area and collected and placed into 55 gallon drums for disposal. The decontamination pad shall be installed immediately adjacent to the area of work. All equipment shall be properly decontaminated before leaving the site to eliminate the possibility of contaminating off-site areas. Wastewater from decontamination procedures will be captured by the contractor for subsequent testing and disposal.

PART 4 - MEASUREMENT AND PAYMENT

4.1 MEASUREMENT - DEMOLITION AND REMOVAL:

4.1.1 Measurement for Demolition and Removal shall include the cost of all materials, equipment, labor, decontamination, decontamination water testing and disposal, and submittals for the work indicated in this Section.

4.2 PAYMENT - DEMOLITION AND REMOVAL:

4.2.1 For Demolition and Removal, not included in other unit or lump sum price items, payment for Demolition and Removal will be made at the applicable price stated in the Bid.

END OF SECTION

SECTION 02060

REMOVAL AND HANDLING OF MATERIALS

PART 1 – GENERAL

1.1 SUMMARY OF WORK:

1.1.1 Under this Section, the Contractor shall furnish all labor, materials and equipment for Polychlorinated Biphenyl (PCB) demolition, excavation, transportation, and disposal, as shown on the Plans, or as specified. Prior to removing and disposing of materials from the site, Contractor shall classify materials in accordance with applicable Federal, State, and local regulations. Copies of laboratory reports for Contractor use in characterizing PCB waste for proper disposal have been provided in Appendix A of the PCB Contaminated Concrete Slab Remedial Work Plan. If additional testing is required by the PCB disposal facility, the Contractor will be responsible to perform the necessary composite material sampling at no additional cost to the Owner.

1.1.2 Investigation and proper disposal shall also be required for any unknown materials encountered during demolition activities.

1.1.3 The Contractor will be responsible for verifying disposal requirements in accordance with the proposed disposal facility and applicable regulations. If the disposal facility requires additional material testing, the Contractor shall be responsible for collecting additional samples at no cost to the Owner.

1.1.4 Amounts of material to be removed from the site shall be determined by the Contractor at the time of bidding. The Contractor must satisfy himself as to the quantity of waste requiring removal and disposal and base his bid accordingly.

1.2 REFERENCES: The publications listed below and their latest revisions form a part of this Specification to the extent referenced. The publications are referred to in the text by the basic designation only. The publications are identified for information only, and do not represent all regulations, codes, or standards which may apply to this work.

1.2.1 New York State Department of Environmental Conservation (NYSDEC) Publications:

6 NYCRR Part 370	Hazardous Waste Management System: General
6 NYCRR Part 371	Identification and Listing of Hazardous Wastes
6 NYCRR Part 372	Hazardous Waste Manifest System and Related Standards for Generators, Transporters and Facilities
6 NYCRR Part 373	Hazardous Waste Management Facilities
6 NYCRR Part 374	Management of Specific Hazardous Waste

1.2.2 American Petroleum Institute (API) Publications:

Publ. 2015	Cleaning Petroleum Storage Tanks
Publ. 2217A	Guidelines for Work in Inert Confined Spaces in the Petroleum Industry
Publ. 2219	Safe Operating Guidelines for Vacuum Trucks in Petroleum Service

1.2.3 Occupational Safety and Health Administration (OSHA) Regulations:

29 CFR Part 1910.146	Permit-Required Confined Spaces
29 CFR Part 1910.134	Respiratory Protection

1.2.4 National Fire Protection Association, Inc. (NFPA) Publications:

30	Flammable and Combustible Liquids Code
69	Standard on Explosion Prevention Systems
77	Recommended Practice on Static Electricity
327	Standard Procedures for Cleaning or Safeguarding Small Tanks and Containers Without Entry

1.2.5 United States Environmental Protection Agency (USEPA) Publications:

40 CFR Part 82	Protection of Stratospheric Ozone
40 CFR Part 261	Identification and Listing of Hazardous Waste
40 CFR Part 262	Standards Applicable to Generators of Hazardous Waste
40 CFR Part 263	Standards Applicable to Transporters of Hazardous Waste
40 CFR Part 273	Universal Waste
40 CFR Part 761	PCBs Manufacturing, Processing, Distribution in Commerce, and use Prohibitions

1.3 SUBMITTALS:

1.3.1 Work Plan: Contractor shall submit a brief description identifying detailed aspects of how the Contractor will identify, handle, containerize, transport, and dispose of materials.

1.3.2 Disposal: Submit documentation that all required permits, disposal site locations, and arrangements for transportation and disposal of waste have been obtained. Submit a written description and blank log forms for Contractor's waste manifest system.

1.3.3 Manifests and Bills of Lading (BOLs): The Contractor shall submit to the Owner and Engineer, within 30 days of transport, copies of all required manifests and BOLs for transport and disposal of waste materials. Manifests and BOLs must include the signature and receipts for acceptance of the waste materials at the designated disposal facilities. No payment requests will be processed for this Item until the manifests have been received and approved.

1.4 REGULATORY AND SAFETY REQUIREMENTS:

1.4.1 Comply with Federal, State, and local regulations governing the handling, transport, and disposal of drums, petroleum, and chemical products and non-hazardous and hazardous wastes.

PART 2 – PRODUCTS

2.1 MATERIALS:

2.1.1 PCB contaminated concrete will be transported and disposed of in accordance with applicable regulations.

PART 3 – EXECUTION

3.1 HAZARD DETERMINATION (LABORATORY ANALYSIS):

3.1.1 Analytical results from concrete samples collected to delineate the extent of PCB impacts have been included in Appendix A of the Remedial Work Plan. Should additional characterization be required by the selected disposal facility, the cost and effort to complete the sampling shall be the responsibility of the Contractor.

3.2 PCB DETERMINATION (LABORATORY ANALYSIS):

3.2.1 All possible polychlorinated biphenyl (PCB) containing materials (concrete and or decontamination water) shall be properly disposed of based on the analytical results. The selected contractor shall be responsible for proper handling, staging, testing (if required), transportation and disposal.

3.3 SITE PREPARATION: If needed, the Contractor shall prepare a staging area to be used for the temporary storage of excavated or demolished materials. The staging area shall include a liner system composed of 12 mil poly sheeting for concrete material and covered at the end of each day with 6 mil poly sheeting.

3.4 HANDLING AND DISPOSAL OF MATERIALS:

3.4.1 Contractor shall follow all Federal, State, and local regulations for waste handling, containerizing, transporting, and disposing of non-hazardous and hazardous waste.

a. All containers holding hazardous wastes shall be labeled as such, and also include other marks identifying the contents (Hazardous, Universal, etc.), including the date. Labeling shall be in accordance with applicable regulations.

b. Containers must be compatible with the stored material.

c. Any spills or leaks from any containers will be the responsibility of the Contractor to clean and dispose of in accordance with applicable regulatory requirements.

d. Mixing of non-hazardous and hazardous waste is not permitted.

e. Contractor is responsible for providing all waste receptacles required for disposal. All waste temporarily stored on-site shall be secured to prevent against unauthorized entry and vandalism. Contractor is responsible for all testing to properly classify the waste.

f. The Contractor shall establish a manifest system that meets Federal and State regulations and accounts for all waste at all times.

g. The transporter must possess an approved EPA identification number. The appropriate NYS Hazardous Waste Manifest must be completed by the Contractor.

h. The Contractor shall provide the Hazardous Waste Management Unit with copies of the EPA ID number of the transporter, NYSDEC manifest form, and written acknowledgement from the landfill that they are authorized by the EPA and the State where they are located, to accept and dispose of hazardous waste.

i. Final Manifest and receipts must be provided to the Owner and/or Owner's Representative within ten (10) days of receipt by the Contractor.

3.4.2 PCB Waste > 50 PPM: Contractor shall remove and dispose all PCB contaminated concrete with concentrations >50ppm as TSCA waste. All handling and disposal operations shall be in accordance with Federal, State, and local regulations.

3.4.3 PCB Waste >25 PPM and <50 PPM: Contractor shall remove and dispose all PCB contaminated concrete in excess of 25 ppm but less than 50 ppm as non-TSCA waste. All handling and disposal operations shall be in accordance with Federal, State, and local regulations.

PART 4 – MEASUREMENT & PAYMENT

4.1 TSCA WASTE HANDLING, REMOVAL AND DISPOSAL – LIQUID OR SOLID:

4.1.1 Measurement for PCB Waste > 50 PPM Handling, Removal and Disposal – Liquid or Solid shall include the cost of materials, equipment, labor, submittals, packaging, transport, and disposal for the work indicated in this Section and shall be based on the quantity of full 55-gallon drums, tons, or cubic yards of material removed from the Site and properly disposed. Payment shall be made at the applicable unit price stated in the Bid.

4.2 NON-TSCA WASTE HANDLING, REMOVAL AND DISPOSAL – LIQUID OR SOLID:

4.2.1 Measurement for PCB Waste >25 PPM and <50 PPM Handling, Removal and Disposal – Liquid or Solid shall include the cost of materials, equipment, labor, submittals, packaging, transport, and disposal for the work indicated in this Section and shall be based on the quantity of full 55-gallon drums, tons, or cubic yards of material removed from the Site and properly disposed. Payment shall be made at the applicable unit price stated in the Bid.

END OF SECTION

SECTION 02221

EXCAVATING, BACKFILLING AND COMPACTING

PART 1 - GENERAL

1.1 DESCRIPTION:

1.1.1 Under this Section, the Contractor shall furnish all labor, materials and equipment for Excavating, Backfilling and Compacting, as shown on the Plans, specified, and/or directed.

1.1.2 Excavation, in open cut, includes the loosening, removing, transporting, storage and disposal of all materials necessary to be removed for the construction and completion of all work under the Contract. Excavations shall be made to the widths and depths shown on the Plans, specified or directed.

1.1.3 The Contractor shall be responsible for maintaining the stability of any excavations and for any damage or injury to any persons property or structures as a result.

1.1.4 Where rock is encountered, the excavations shall be done in accordance with the applicable provisions hereof.

1.2 REFERENCES: The publications listed below and their latest revisions form a part of this Specification to the extent referenced. The publications are referred to in the text by the basic designation only.

1.2.1 American Society for Testing and Materials (ASTM) Publications. Reference to standard Specifications is intended to specify minimum standards for quality of materials and performance of workmanship, and for standard test methods.

1.3 DEFINITIONS:

1.3.1 The term "excavation" and the term "trenching" where used, shall be deemed and understood to cover the following described work, and the price bid for any and all items including "excavation", or "trenching" shall be deemed to include and cover all of the several following detailed operations:

- The loosening, removing, transporting, storage and rehandling of all materials;
- All sheeting, sheetpiling, bracing and shoring, and the placing, driving, cutting off and removing of the same;
- All ditching, pumping, well-pointing, bailing, dewatering and draining or otherwise disposing of water (surface and subsurface);
- The refilling of trenches, excavations and pits, and the furnishing and placing of material over trenches, excavations and pits to the original surface of the ground or to other grades as may be shown or directed;
- The compacting of all materials used in filling or refilling by rolling, ramming, watering, puddling, etc., as may be required;

- The removing and disposing of all surplus materials from all excavations in the manner specified;
- The maintenance, accommodation and protection of travel;
- All temporary bridging and fencing and the removing of same, the temporary paving of roads or driveways;
- The removing and clearing away of all construction rubbish, refuse, unused materials, plant and tools from the site.

1.3.2 "Earth" includes all materials, such as sand, gravel, clay loam, pavements, ashes, cinders, muck, roots, or pieces of timber, soft or disintegrated rock, not requiring barring or wedging from their original beds, and specifically excludes all ledge or bed rock, and individual boulders or masonry larger than one-half cubic yard in volume.

1.3.3 "Backfill" includes selected materials for the backfilling or refilling of all excavations and trenches up to the original surface of the ground or to other grades as may be shown or directed.

1.3.4 "Lining" includes selected materials utilized for the embedment of underground piping for the purpose of structural support and/or protection of the piping installed.

1.3.5 "Spoil" includes surplus excavated materials not required or not suitable for backfills or embankments.

1.3.6 "Embankments" include fills constructed of selected materials above the original surface of the ground.

1.3.7 "Rock" includes ledge or bedrock requiring barring or wedging from their original beds and individual boulders or masonry larger than one-half cubic yard in volume.

PART 2 - PRODUCTS

2.1 SOIL MATERIALS: Where used for general site fill or suitable backfill, soil material shall be free of debris, roots, wood, scrap material, vegetative matter, refuse, soft unsound particles, frozen, deleterious, or objectionable materials.

2.2 CONTROLLED FILL: Controlled fill material shall be granular fill as specified in Section 02222.

PART 3 - EXECUTION

3.1 EXCAVATION FOR STRUCTURES:

3.1.1 Excavation shall be of sufficient size, and only of sufficient size, to give suitable room for the proper construction of structures and appurtenances, including allowances for sheeting, dewatering, and other similar work necessary for completion of the Contract.

3.1.2 Where excavation below subgrade is ordered, it shall be thoroughly compacted and consolidated granular fill as directed and as specified in Section 02222. It shall be sufficiently stable to remain firm and intact during the surfacing of subgrade, laying reinforcing steel and placing concrete thereon.

3.2 BACKFILLING AROUND STRUCTURES:

3.2.1 Backfilling around structures shall not be commenced until all lumber, refuse, rubbish and other similar materials are removed from the excavated area. Backfill around structures may be placed by machine, provided the work shall be done carefully to prevent damage to the structure. In no case shall backfill materials be allowed to fall directly on a structure, until at least twelve (12) inches of hand-placed material has been placed thereon and compacted.

3.2.2 Backfill around structures shall be deposited in horizontal layers not more than eight (8) inches in thickness and shall be thoroughly compacted. Compaction shall be by a vibrating tamper or other approved method and shall be to a minimum dry density of ninety-five (95) percent of the maximum dry weight density in pounds per cubic foot as determined by the Modified Proctor Compaction Test (ASTM D1557). Compact adjacent areas, beyond five (5) feet of a slab or structure, to ninety (90) percent of ASTM D1557.

3.2.3 Backfilling shall be done immediately after work has been inspected and approved. No frozen material shall be used, nor shall backfilling be placed on or against frozen earth, debris or other deleterious matter not conducive to proper compaction.

3.2.4 Backfilling against free standing walls shall be made against both sides at the same time. If backfill is required on one side only, the wall shall be adequately braced on the opposite side until properly cured to full strength.

3.2.5 Contractor shall take every necessary precaution during compaction of fill adjacent to foundations, walls, etc., that such items are not displaced from their proper location or damaged by compacting equipment. In the event damage or displacement occurs during or resulting from compaction of fill as specified above, the Contractor shall be responsible for correcting the same, to approval of the Engineer and at no expense to the Owner.

3.2.6 Controlled fill within building lines, under concrete slabs and aprons shall be granular fill as specified in Section 02222. Areas of completed fill which are to receive slabs, pavements

and structures, etc., shall be kept free of standing water or otherwise protected from any loss of compaction density.

3.3 REMOVAL OF WATER:

3.3.1 The Contractor shall at all times during construction provide and maintain proper and satisfactory means and devices for the removal of all water entering the excavations, and shall remove all such water as fast as it may collect, in such manner as shall not interfere with the prosecution of the work or the proper placing of pipe, masonry, concrete, structures, or other work.

3.3.2 Removal of water includes the construction and removal of sheeting and bracing, the furnishing of materials, equipment and labor necessary therefore, the excavation and maintenance of ditches and sluice-ways and the furnishing and operation of pumps, wellpoints, and appliances needed to maintain thorough drainage of the work in a satisfactory manner.

3.3.3 Water shall not be allowed to rise over or come in contact with any masonry, concrete or mortar, until at least twenty-four (24) hours after placement, and no stream of water shall be allowed to flow over such work until such time as the Engineer may permit.

3.3.4 Unless otherwise specified, all excavations which extend down to below the groundwater elevation at the sites of structures shall be dewatered by lowering and maintaining the groundwater beneath such excavations at an elevation not less than that specified herein at all times when work thereon is in progress, during subgrade preparation and the placing of the structures or pipe thereon.

3.3.5 Where an upward pressure or flow of water in combination with a fine-grained subsurface material causes a quick condition, the Contractor shall install wellpoints to stabilize the subgrade. Where wellpoints are used, the groundwater table shall be continuously (day and night) maintained to an elevation of not less than twenty-four (24) inches below the excavation and when subgrade is reached the groundwater shall be maintained not less than twenty-four (24) inches below the subgrade. Unless otherwise permitted by the Engineer, the groundwater shall be maintained not less than twenty-four (24) inches below the subgrade until completion of the backfilling to an elevation at least twelve (12) inches above natural groundwater level. Wellpoint headers, points, and other pertinent equipment shall not be placed within the limits of the excavation in such a manner or location as to interfere with the laying of pipe or trenching operations or with the excavation for and construction of other structures.

3.3.6 In areas where groundwater enters the excavation but does not cause a quick condition, the groundwater may be removed by any practical method which does not damage the subgrade, cause the same to become unstable or interferes with construction operations.

3.3.7 The groundwater control requirements specified for wellpointing operations apply to other dewatering methods.

3.3.8 Suitable stand-by pumping equipment shall be provided to insure the maintenance of the specified lowering of the water table.

3.3.9 Water pumped or drained from excavations, or any sewers, drains, or water courses encountered in the work, shall be disposed of in a suitable and environmental manner without injury to adjacent property, the work under construction, or to pavements, roads, and drives. No water shall be discharged to sanitary sewers. Sanitary sewage shall be pumped to sanitary sewers or shall be disposed of by an approved method.

3.3.10 Any damage caused by improper handling of water shall be repaired by the Contractor at his own expense.

3.4 SHEETING & BRACING:

3.4.1 The Contractor shall furnish, place and maintain such sheeting, bracing and shoring as may be required to support the sides and ends of excavations in such manner as to prevent any movement which could, in any way, injure the pipe, sewers, masonry, or other work; diminish the width necessary; otherwise damage or delay the work; or endanger existing structures, pipes or pavements; cause the excavation limits to exceed the right-of-way limits; or to occasion a hazard to persons engaged on the project or to the general public.

3.4.2 In no case will bracing be permitted against pipes or structures in trenches or other excavations.

3.4.3 The Contractor shall be solely responsible for the safety and adequacy of all sheeting and bracing. He shall make good any damage resulting from failure of supports with no additional cost to Owner.

3.4.4 Removal of Sheeting & Bracing:

3.4.4.1 In general, all sheeting and bracing, whether of steel, timber or other material, used to support the sides of trenches or other open excavations, shall be withdrawn as the trenches or other open excavations are being refilled. That portion of the sheeting extending below the top of a pipe or sewer shall be withdrawn, unless directed, before more than six (6) inches of earth is placed above the top of the pipe or sewer and before any bracing is removed. The voids left by the sheeting shall be carefully refilled with selected material and rammed tight with tools especially adapted for the purpose, or otherwise as may be approved.

3.4.4.2 The Engineer may order the Contractor to delay the removal of sheeting and bracing, if in his judgement the installed work has not attained the necessary strength to permit placing of backfill.

3.4.5 Sheeting & Bracing Left In Place:

3.4.5.1 If, to serve any purpose of his own, the Contractor files a written request for permission to leave sheeting or bracing in the trench or excavation, the Engineer may grant such

permission, in writing, on condition that the cost of such sheeting and bracing be assumed and paid by the Contractor.

3.4.5.2 The Contractor shall leave in place all sheeting, shoring and bracing which are shown on the Drawings or specified to be left in place or which the Engineer may order, in writing, to be left in place. All shoring, sheeting, and bracing shown or ordered to be left in place will be paid for under the appropriate item of the Contract. No payment allowance will be made for wasted ends or for portions above the proposed cut-off level which are driven down instead of cut-off.

3.4.5.3 In case sheeting is left in place, it shall be cut off or driven down as directed so that no portion of the same shall remain within twelve (12) inches of the finished street or ground surface.

3.4.5.4 All timber sheeting and bracing to be left in place and paid for under an item of the Contract shall be new, sound and straight, free from cracks, shakes and large or loose knots, and shall otherwise conform with National Design Specifications for Stress Grade Lumber for lumber of a minimum fiber stress of 1,200 pounds per square inch.

3.4.5.5 Steel sheeting and bracing left in place and paid for under an item of the Contract shall be new and shall conform with ASTM Des: A7, with a minimum thickness of 3/8-inch.

3.4.5.6 Sheeting and bracing left in place and paid for under an item of the Contract shall be driven as the excavation progresses and in such manner as to maintain pressure against the original ground at all times. The sheeting shall be driven vertical with the edges tight together, and all bracing shall be of such design and strength as to maintain the sheeting in its proper position.

3.5 STORAGE OF MATERIAL:

3.5.1 All excavation materials shall be stored in locations so as not to endanger the work, and so that easy access may be had at all times to all parts of the excavation. Stored materials shall be kept neatly piled and trimmed. All stockpiled fill material shall be stored only in those fill areas as approved by the Engineer and the New York State Department of Environmental Conservation.

3.6 ADDITIONAL EXCAVATION:

3.6.1 In case the materials encountered at the locations and grades shown on the Plans or specified are not suitable, or in case it is found desirable or necessary to excavate additional materials to secure good support for the structure or pipeline, the excavation shall be carried to such additional limits as the Engineer may direct. The Contractor shall refill such additional excavated space with either granular fill, Class "D" or "E" concrete or other material, as the Engineer may direct. Additional excavation, backfill material, concrete or other materials so ordered, will be paid for under the appropriate items of the Contract.

3.7 UNAUTHORIZED EXCAVATION:

3.7.1 Whenever excavations are carried beyond or below the lines and grades shown on the Plans, or as given or directed by the Engineer, all such excavated space shall be refilled with granular fill, concrete or other materials as directed by the Engineer. All refilling of unauthorized excavations shall be at the Contractor's own expense.

3.7.2 All material which slides, falls or caves into the established limits of excavations due to any cause whatsoever shall be removed and disposed of at the Contractor's own expense, and no extra compensation will be paid the Contractor for any materials ordered for refilling the void areas left by the slide, fall or cave-in.

3.8 DISPOSAL OF MATERIALS:

3.8.1 All “clean” as deemed by the Engineer and New York State Department of Environmental Conservation shall be transported and placed on the site of the work at the locations and to the elevations and grades shown on the Plans or as directed by the Engineer. If spoil areas are not shown, all spoil materials shall be disposed off the Site at appropriate locations selected and obtained by the Contractor and approved by the Engineer and the New York State Department of Environmental Conservation. No environmental sensitive areas shall be used for spoil areas. A copy of the signed agreement between the property owner and the Contractor granting permission to deposit spoil shall be given to the Engineer prior to placement.

3.8.2 The surface of all spoil placed on the Site shall be graded and dressed, and no unsightly mounds or heaps shall be left on completion of the work.]

PART 4 - MEASUREMENT & PAYMENT

4.1 MEASUREMENT - EXCAVATING

4.1.1 Measurement for Excavating shall be the volume of material (including rocks) required to complete the indicated work; the maximum limits of such volumes shall not exceed those defined by the drawings, specified or ordered.

4.2 PAYMENT - EXCAVATING:

4.2.1 For Excavating not included in other unit or lump sum price items, will be made at the applicable price stated in the Bid and shall include the cost of all the several detailed operations incidental to the excavation. No additional payment will be made for excavation of rock, boulders, masonry or concrete encountered in the work.

4.3 MEASUREMENT – BACKFILLING AND COMPACTING:

4.3.1 The quantity of Backfilling and Compacting for which payment will be made shall be the number of cubic yards actually placed, measured as the volume of the void filled.

4.4 PAYMENT – BACKFILLING AND COMPACTING

4.4.1 For Backfilling and Compacting, not included in other unit or lump sum price items, payment for Backfilling and Compacting will be made at the applicable price stated in the Bid and shall include the cost of all the several detailed operations incidental to the excavation.

END OF SECTION

SECTION 02222

GRANULAR FILL

PART 1 - GENERAL

1.1 DESCRIPTION:

1.1.1 Under this Section, the Contractor shall furnish all labor, materials and equipment for Granular Fill, as shown on the Plans, as specified, and/or directed.

PART 2 - PRODUCTS

2.1 GRANULAR FILL:

2.1.1 For pipe and structure backfill, the Granular Fill shall consist of crushed stone, well graded from coarse to fine, conforming to New York State Department of Transportation Standard Specifications Item 304.12 or Item 304.14 (Subbase Course Type 2 or 4).

2.1.2 The Contractor shall submit to the Engineer for approval a certified sieve analysis and Modified Proctor Compaction Test for each source of granular fill, at no cost to the Owner.

PART 3 - EXECUTION

3.1 PLACING:

3.1.1 The Granular Fill shall be spread in horizontal layers so that the maximum thickness of any layer after compaction shall not exceed eight (8) inches. Compaction shall be by traveling vibrators or other approved method and shall be to a minimum dry density of ninety percent (90%) of the maximum dry density or ninety-five percent (95%) around structures as determined by the Modified Proctor Test, ASTM D1557 unless otherwise specified. Each layer shall be thoroughly compacted before placement of overlying layers.

3.2 COMPACTION TEST:

3.2.1 NOT REQUIRED

SECTION 02222

GRANULAR FILL

PART 4 – MEASUREMENT & PAYMENT

4.1 MEASUREMENT – GRANULAR FILL:

4.1.1 The quantity of Granular Fill allowed for payment shall be computed by using the product of the length, depth as directed, and the actual width, but not to exceed the Maximum Payment Width as shown on the Contract Drawings, less the volume occupied by the pipe or structure, if any.

4.2 PAYMENT – GRANULAR FILL:

4.2.1 For Granular Fill, not included in other unit or lump sum price items, payment for Granular Fill will be made at the applicable price stated in the Proposal.

END OF SECTION

SECTION 03300

CAST-IN-PLACE CONCRETE

PART 1 - GENERAL

1.1 DESCRIPTION:

1.1.1 Under this Section, the Contractor shall furnish all labor, materials and equipment for plain and reinforced Cast-In-Place Concrete work including accessory items of work herein described, as shown on the Plans, as specified, and/or directed.

1.2 REFERENCES:

1.2.1 Reference to standard specifications for the following organizations is intended to specify minimum standards for quality of materials and performance of workmanship, and for standard test methods.

a. American Society for Testing and Materials (ASTM) Publications, Latest Edition.

b. American Concrete Institute (ACI) Standards, Latest Edition.

c. Standard Specifications - Construction and Materials, New York State Department of Transportation (NYSDOT), Latest Edition, including Addenda thereto.

1.3 QUALITY ASSURANCE:

1.3.1 Perform work in accordance with ACI 301 and ACI 302.

1.3.2 Acquire cement and aggregate from same source for all work.

1.3.3 Conform to ACI 305R when concreting during hot weather, except as herein modified.

1.3.4 Conform to ACI 306R when concreting during cold weather, except as herein modified.

1.4 SUBMITTALS, SAMPLES AND TESTS:

1.4.1 Product Data: Provide data on joint devices, attachment accessories and admixtures.

1.4.2 Concrete:

1.4.2.1 Samples and tests of all materials to be incorporated in the concrete shall be submitted in ample time for testing before delivery. All materials are subject to inspection and testing by a commercial testing laboratory approved by the Engineer at the Contractor's expense. All materials are subject to approval by the Engineer prior to their delivery to the site.

1.4.2.2 The Contractor shall obtain from the manufacturer, prior to the actual delivery of the concrete, a statement giving the sources, specific gravities, and sieve analyses of the aggregates and the dry weights of cement and saturated-surface-dry weights of fine and coarse aggregate and quantities, type and name of admixture (if any) and of water per cubic yard of concrete that will be used in the manufacture of each class of concrete to be provided. This data shall be sent to the Engineer for review and approval.

a. Aggregates shall be tested for gradation, purity and accelerated soundness. Tests shall comply with ASTM C33, C136, ASTM C40, and ASTM C88. The source of the material shall not be changed without retesting.

b. Cement shall have representative mill test reports on physical and chemical requirements. All cement stored at job site or at concrete supplier's place for over 60 days shall be tested for compliance with ASTM C150.

1.4.2.3 Contractor shall submit concrete mix design to be reviewed by the Engineer.

1.4.2.4 Tests of other materials may be required by the Engineer.

PART 2 - PRODUCTS

2.1 MATERIALS:

2.1.1 All materials shown, specified or required to be incorporated in cast-in-place concrete shall be of finest quality, and shall be delivered, stored and handled so as to prevent damage. Damaged or inferior materials will be rejected. Approved brands or sources must be used, without change for the entire project. All materials shall be proportioned to produce a well graded mixture of high density and maximum workability.

2.1.2 Portland Cement shall be a standard brand in compliance with ASTM C150 Type I. Only one brand shall be used for exposed work. Generally, Type I cement shall be used; however, Types II or III may be employed with the approval of the Engineer or if shown, or specified.

2.1.3 Fine Aggregates shall be clean, sharp, natural sand, free from loam, clay, organic impurities or frozen materials and shall conform to ASTM C33 in all respects. Sand shall be tested for impurities in accordance with ASTM C40.

2.1.4 Coarse Aggregates shall consist of strong, clean, crushed limestone or crushed gravel, free from harmful material and meeting all of the requirements of ASTM C33. Coarse aggregate shall also comply with New York State Department of Transportation Material Designation 703-02. Crushed limestone and crushed gravel shall meet the Physical Requirements (Testing) Designation 703-0201 and 703-0202, respectively.

2.1.5 Water used in mixing concrete shall be clean and free from all acid, alkali or organic matter and shall be obtained from a public water supply unless specifically permitted otherwise by the Engineer.

2.1.6 Ready Mix Concrete shall comply with ASTM Specification C94, this Specification, and used subject to the Engineer's approval.

2.1.7 Admixtures, where shown or specified, shall be as follows:

a. Air entraining agent shall be "Daravair" or "Darex AEA" as manufactured by W.R. Grace Co., or Master Builder's "MBVR", or equal meeting the requirements of ASTM C260.

b. Water reducing agent shall be Sika "Plastiment", Master Builder's "Pozzolith", W.R. Grace's "WRDA", or equal meeting the requirements of ASTM C494.

c. High range water reducers or superplasticizers shall be Sika "Sikament-FF", W.R. Grace's "Daracem-100" or "WRDA-19", or equal meeting the requirements of ASTM C494.

2.1.8 Bonding Agent, where shown or specified, shall be "Dural 104" bonding compound manufactured by Dural International Corporation, "Sikadur 32 Hi Mod" by Sika Corporation, or equal.

2.1.9 Anchorage Items, where shown or specified, shall be as follows:

a. Inserts for fastening shelf angles shall be malleable iron adjustable wedge type, with bolt and washer, if required, as manufactured by Hohman & Barnard, Inc., Richmond Screw Anchor Co., Inc., or equal.

b. Threaded inserts for fastening of soffits of concrete beams shall malleable iron, as manufactured by Hohman & Barnard, Inc., Richmond Screw Anchor Co., Inc., or equal.

c. Ceiling hanger inserts shall be standard type wire as manufactured by Hohman & Barnard, Inc., Heckman Building Products, Inc., or equal.

d. Masonry anchor slots shall be galvanized sheet metal, felt filled, as manufactured by Hohman & Barnard, Inc., Heckman Building Products, Inc., or equal.

e. Flashing reglets shall be O'Keefe's Inc., PVC "Watertite Type P", or equal to size and shape shown.

2.1.10 Flexible Sleeve, where shown or specified, shall be of resilient rubber with a flanged, serrated waterstop and shall be cast directly into the walls of the concrete structure as shown on the Contract Documents. Flexible sleeve shall conform to the following physical requirements:

PROPERTY	ASTM TEST REQUIREMENTS		
	METHOD	MIN.	MAX.
Tensile Strength, psi	D412	1500	-
Ultimate Elongation, percent	D412	450	-
Hardness, Type A durometer	D2240	45	55

2.1.10.1 Flexible sleeve must permit a minimum of 10 degrees deflection in all directions. Flexible sleeve shall be "Lockjoint Flexible Manhole Sleeve" as manufactured by Chardon Rubber Company, or equal.

2.1.11 Forms shall be wood, metal, or other approved materials as follows:

a. Plywood shall be Commercial Standard Douglas Fir, moisture resistant, concrete form plywood, at least 5-ply 5/8" thick.

b. Metal forms shall be as approved, and must produce surfaces equal to those specified for wood forms.

c. Form oil shall be an approved non-staining mineral oil, such as "Duogaurd II" by W.R. Meadows, or equal.

d. Form ties shall be of approved design, adjustable length and free of devices that will leave hole or depression larger than 7/8" diameter. When forms are removed no metal shall be left within 1" of finished surface.

2.1.12 Waterstops, where shown or specified, shall be minimum 3/8-inch thick across their entire section, heavy duty, serrated type manufactured from virgin polyvinyl chloride compound, "Model RB6-38H" as manufactured by Vinylex Corporation, or equal. They shall have a tensile strength of minimum 1800 psi and an elongation of minimum 200%.

2.1.12.1 Waterstops shall be open bulb type, 6-inch wide unless otherwise shown or directed by the Engineer. The waterstops shall be supported during concrete placement to prevent dislodgement and to insure that the ends remain at right angles to the joint. Field joints shall be butt welded with an electric iron in accordance with the manufacturer's instructions.

2.1.12.2 Sample of the waterstops to be used shall be submitted to the Engineer for approval.

2.1.13 Premolded Joint Filler, where shown or specified, shall be premolded, resilient, non-extruding type, 1/2-inch thick unless shown otherwise, full depth of concrete section as manufactured by Celotex Corporation, "Fibre Expansion Joint Filler" by W.R. Meadows, or equal.

2.1.13.1 Sample of the premolded filler proposed to be used shall be submitted to the Engineer for approval.

2.1.14 Joint Sealant, where shown or specified, shall be elastomeric polyurethane sealant material, black in unexposed locations, and grey in exposed locations, and have balanced properties of elongation recovery and tensile strength, and shall be Sonneborn "Sonolastic NP1", Sika "Sikaflex 1A", or equal.

2.1.15 Protective Covering for concrete finish slabs, where shown or specified, shall be "Orange Label Sisalkraft", Polyethylene Film as manufactured by Fortifiber Corp., or equal.

2.1.16 Non-Shrink Grout, where shown or specified, shall be premixed compound consisting of non-metallic aggregate, natural aggregate, cement, water reducing and plasticizing agents; capable of developing minimum compressive strength of 2,400 psi in 48 hours and 7,000 psi in 28 days; such as "Masterflow" as manufactured by Master Builders, "SikaGrout 212" as manufactured by Sika, or approved equal.

2.1.16.1 Non-Shrink grout shall be used under structural steel column baseplates and all equipment baseplates. All work shall be done in strict accordance with the manufacturer's recommendations. At the request of the Engineer, the manufacturer's representative shall be called to the job site for consultation regarding detailed use of the grout.

2.1.17 Grout for fillets, channels, or other non-structural applications shall consist of one (1) part cement (Portland Cement Type 2) and three (3) parts fine aggregate (sand) with sufficient mixing water for the intended application.

2.1.18 Cementitious Coating Materials, where shown or specified, shall be "Thoroseal" with "Acryle 60" bonding agent, as manufactured by Thoro System Products, "Anchor Masonry Surfacer" as manufactured by Anti Hydro Waterproofing Company, or equal.

2.1.19 Curing Compound shall be acrylic based "Kure-N-Seal" as manufactured by Sonneborn, acrylic based "CS-309", or water based "VOCOMP-20" as manufactured by W.R. Meadows, or equal.

2.1.20 Vapor Retarder, where shown or specified, shall be "Moistop" as manufactured by Fortifiber Corp. Vapor Barrier shall be "Premoulded Membrane Vaporseal" as manufactured by W.R. Meadows, or equal.

2.1.21 Perimeter Insulation, where shown or specified, shall be "Styrofoam Square Edge" as manufactured by the Dow Chemical Corporation, "Foamular 250" as manufactured by UC Industries, or equal.

2.1.22 Penetrating Sealer, where shown or specified, shall be two components, 50% solids penetrating epoxy sealer. The penetrating sealer shall be fully compatible with the types of form oil, curing compound and joint sealant used.

2.1.22.1 Concrete surfaces to be treated must be dry, cured for a minimum of 21 days, free from surface accumulations of dust, dirt, oil, debris, concrete curing compounds, bond breakers, or other compounds which would prevent penetration and intimate contact between the concrete surface and the penetrating sealer. Concrete surfaces require preparation per manufacturer's directions prior to sealer installation.

2.1.22.2 Penetrating sealer shall be "Spec-Seal" as manufactured by Conspec, Inc., or equal.

2.1.23 Metal Slab Joints, where shown or specified, shall be keyed type, minimum 18 gauge, galvanized steel by Heckmann Building Products, or equal.

2.1.24 Vapor Barrier: 6 mil (0.5 mm) thick clear polyethylene film type recommended for below grade application.

2.2 CONCRETE MIX DESIGN:

2.2.1 The Contractor shall submit concrete mix designs to be reviewed by the Engineer. The mix designs shall be confirmed by making and testing trial mixes for each class of concrete to be incorporated in the work. All testing shall be made by an approved testing laboratory at the expense of the Contractor. Mix designs shall conform to the ACI 301, except as may be modified in the Plans and/or Specifications.

2.2.2 No job concrete shall be poured until the mix design for that concrete has been approved by the Engineer. Once the mix has been approved, it shall not be changed, except when requested by the Engineer, or if requested by the Contractor and approved by the Engineer.

2.2.3 Ready-mixed concrete from an established company will be approved, if conforming to ASTM C94, and to this specification. All concrete shall be batched, mixed, delivered to the site, and shall conform to these requirements and be controlled in a manner to assure uniform concrete for the quality specified.

2.2.4 Water/cement ratios of all mixes shall be determined from w/c curve plotted from tests of the cement and aggregates used on the job. If necessary to increase the water content of the mix due to field conditions, sufficient cement must be added to maintain the design water/cement ratio. Accelerating or retarding admixtures may be permitted by the Engineer if requested by the Contractor to compensate for adverse weather conditions.

2.2.4.1 The various classes of concrete shall be designated as follows:

MAXIMUM PERMISSIBLE WATER-CEMENT RATIOS FOR CONCRETE (WHEN STRENGTH DATA FROM TRIAL BATCHES OR FIELD EXPERIENCE ARE NOT AVAILABLE) Maximum permissible water-cement ratio					
		NON-AIR-ENTRAINED CONCRETE		AIR-ENTRAINED CONCRETE	
CLASS	MIN. 28-DAY COMPRESSIVE STRENGTH IN PSI*	ABSOLUTE RATIO BY WEIGHT	US GAL. PER 94-LB. BAG OF CEMENT	ABSOLUTE RATIO BY WEIGHT	US GAL. PER 94-LB. BAG OF CEMENT
A	5,000	**	**	**	**
B	4,000	0.44	5.0	0.35	4.0
C	3,000	0.58	6.6	0.46	5.2
D	2,500	0.67	7.6	0.54	6.1
E	2,000	0.71	8.0	-	-

*28-day strength. With most materials, water/cement ratios shown will provide average strengths greater than indicated in Section 5.4 of ACI 318R as being required.

**For strength above 4,500 psi (non-air-entrained concrete) and 4,000 psi (air-entrained concrete) proportions shall be established by methods of Section 5.3 of ACI 318R.

Unless otherwise specified, all concrete shall be Class "B", non-air-entrained except exposed concrete which shall be air-entrained. When foundation walls or grade beams are exposed to weather above grade, the entire wall shall be considered exposed concrete.

2.2.4.2 Maximum size aggregates shall be used as follows unless otherwise designated by the Engineer.

1-1/2"	general work
3/4"	thin sections; heavy reinforcing
3/4"	columns, beams and slabs
Over 1-1/2"	massive structures, with approval
3/8"	floor toppings

2.2.4.3 Slump - Maximum:

Reinforced concrete - general	4"
Reinforced concrete - thin walls, columns	5"
Non-reinforced concrete	3"
Pavements, including sidewalks	3"
Heavy mass concrete	3"

2.2.4.4 Air Content: Use an approved air entraining admixture. The entrained content shall be controlled between 4% - 6%. See Plans for concrete work requiring air entrainment.

2.2.4.4.1 For mixes containing coarse aggregate with a top size of 3/4" or smaller and for exposed concrete subject to frost and salt action, air contents shall be increased to the range of 5% - 7%.

2.2.4.5 Should the Contractor feel it advantageous to employ concrete additives to improve workmanship or facilitate his work, he shall obtain the approval of the Engineer prior to his use of additives.

2.2.4.6 Use of accelerating admixtures in cold weather will not relax cold weather placement requirements.

2.3 STORAGE OF MATERIALS:

2.3.1 Portland Cement shall be stored in a weather-tight structure. No cement that has taken a warehouse set shall be used and any stored over sixty (60) days shall be rejected unless tested for soundness and setting time under ASTM C150. Such tests shall be at the Contractor's expense.

2.3.2 Fine and coarse aggregates shall be kept separated and free from deleterious substances. All topsoil shall be removed from the storage area. Materials shall be stockpiled in layers to prevent segregation; however, re-mixing may be required if gradation is not maintained. Care shall be taken not to inter-mix materials in the area with the aggregates.

2.3.3 Any materials that have deteriorated or become contaminated will be rejected for use in the concrete and must be promptly disposed of by the Contractor.

SECTION 03300

CAST-IN-PLACE CONCRETE

PART 3 - EXECUTION

3.1 FIELD QUALITY CONTROL:

3.1.1 Before each pour, forms and reinforcing shall be inspected and approved by the Engineer. The Contractor shall give at least 24 hours notice before such an inspection is required. No pour shall be started until the Engineer has given approval. No concreting may be done in the absence of the Engineer without written permission of the Engineer.

3.1.2 Concrete Batch Ticket:

3.1.2.1 The Contractor shall require the manufacturer of the concrete to furnish to the Engineer with each batch of concrete before unloading at the site, a delivery ticket on which is printed, stamped, or written, information concerning said concrete as follows:

- Name of ready-mix batch plant
- Serial number of ticket
- Date
- Truck number
- Name of purchaser
- Specific designation of job (name and location)
- Designation of the concrete by compressive strength
- Amount of concrete in cubic yards
- Time loaded or of first mixing of cement and aggregates
- Reading of revolution counter at the first addition of water
- Type and brand, and amount of cement
- Type and brand, and amount of admixtures
- Total water added by producer (and W/C ratio)
- Water added at job site (upon approval of the Engineer)
- Maximum size of aggregate
- Weights of fine and coarse aggregate
- Ingredients certified as being previously approved
- Signature or initials of ready-mix representative

3.1.3 Concrete Testing:

3.1.3.1 The Contractor shall employ an approved commercial testing laboratory at his own expense to provide field sampling, testing and inspection of all concrete. Continuous inspection by the approved testing laboratory shall be provided during all concrete pours. The Contractor

shall maintain a record set of plans at the site showing date and amount of each pour, test results and temperature. If any portion of the work shows low test results, the Engineer may require batch plant inspection, additional testing, load tests, cored samples, and/or replacement of the faulty work, etc., at the Contractor's expense.

3.1.3.2 The Contractor, through its approved testing laboratory, shall make all laboratory or field tests as required and shall furnish all necessary equipment. The Contractor, through its approved testing laboratory, shall transport all test cylinders from the site to the laboratory.

3.1.3.3 Field concrete inspection: The Contractor, through its approved testing laboratory, shall provide a competent field concrete inspector whose minimum duties shall be as follows:

- Check each truck on arrival to make sure that the concrete is not retempered.
- Make necessary slump tests for uniformity control.
- Make air tests and yield tests as required.
- Make any and all test cylinders as may be required in the Specifications.
- Notify the Engineers and/or his representative if any test results vary from the specified limits.

3.1.3.4 Tests:

a. Concrete shall be tested by an approved testing laboratory as follows:

- Standard 6" x 12" compression cylinders shall be in compliance with ASTM C39 in sets of four and shall be moist cured. Break 2 at 7 days, and 2 at 28 days. One set shall be made for approval of each mix design, one set for first pour of 50 cubic yards or less, and one set for each additional pour of 50 cubic yards. If less than 50 cubic yards are placed in one day, one set shall be made for each day's pour.
- All test cylinders shall be cast, moist cured and broken under laboratory conditions in accordance with the ASTM C31 and ASTM C39. All four cylinders of a test shall be taken from the middle third of a single load. Each cylinder shall be properly labeled with an identifying mark, the mix proportions, air content, amount of water, slump, and the location in the structure where the concrete was

placed. Test reports shall include all this information. Distribute copies of reports as requested by the Engineer. Should any results be questionable, the Engineer shall be notified immediately so that corrective measures can be taken. Any test cylinder which has broken and fails to meet requirements shall be preserved for inspection by the Engineer.

3.1.4 Records:

3.1.4.1 Maintain records of concrete placement. Record date, location, quantity, air temperature and test samples taken.

3.2 BATCHING AND MIXING:

3.2.1 All Batching and Mixing shall conform to the following and the ACI 304, "Recommended Practice for Measuring, Mixing, Transporting and Placing Concrete".

3.2.2 Aggregates and bulk cement shall be measured to within 1% by weight. Cement in standard sacks need not be weighed. Water shall be measured by volume or by weight to within 1/2%. Aggregate weights shall be corrected for moisture content. Admixtures shall be added through appropriate dispensing equipment to an accuracy of 3%.

3.2.3 The complete plant assembly shall be approved by the Engineer and shall conform to the following requirements:

- Provide ready adjustment of aggregate weights for varying moisture contents.
- Provide means of accurately controlling and easily checking water-cement ratio.
- Provide accurate control of all materials with positive shut-off.
- Facilities shall be provided for prompt removal of excess materials in hoppers.
- Each specified size of aggregate shall be measured separately with a separate beam scale.
- Bulk cement shall be dropped through canvas drop chutes or telescopic flexible hose tremie.

3.2.4 Concrete mixers or mixer trucks shall not be loaded to more than the rated capacity of the truck.

3.2.5 All concrete shall be mixed not less than 60 revolutions in the drum of a modern power mixer, at the rated speed of rotation. Mix not less than an additional 30 revolutions after the addition of any further water to the mix.

3.2.6 Do not add raw materials to the drum until all of the preceding batch has been discharged. For transit mixers, the wash water shall be discharged and not used as part of the mix water for the next batch.

3.2.7 Transit-mixed concrete shall be transported to the job site unmixed and only after arrival at the job site shall mixing begin. All concrete shall be unloaded from the mixer within 45 minutes after completion of mixing. All concrete still remaining in the truck shall be rejected.

3.2.8 The total time interval from the time the cement makes contact with the aggregate to the complete unloading from the mixer shall not exceed 90 minutes, unless such time is extended by the Engineer. The time may be reduced in hot weather or under unusual conditions, if unsatisfactory results are obtained.

3.3 FORMWORK:

3.3.1 The Contractor shall design and construct suitable and adequate formwork in conformance with ACI 347R. All shoring shall be properly braced to safely withstand all vertical, moving and lateral forces during the construction period. Responsibility for adequacy and safety rests with the Contractor. Materials shall be as stated in Paragraph 2.1.

3.3.2 General requirements for all forms shall be as follows:

- Forms shall be constructed of wood, plywood, or steel.

- All forms shall be set true to line, plumb, and properly braced so as to maintain the desired position and shape during and after pouring concrete. Forms shall be sufficiently tight to prevent leakage.

- All joints between sheets shall be backed up to assure that both sheets are in the same plane. Edges of abutting sheets shall be straight and true and shall be forced tightly together to minimize fins. Quality of form contact surfaces shall be subject to Engineer's approval.

- Form ties shall be designed for the specific wall thickness required, and after removal of the external portion, no metal shall remain closer than one inch (1") from the surface. Ties to be left in place shall be equipped with washers or other approved devices to prevent seepage of moisture along the tie. The removable portion shall be oil or grease coated.

- Immediately following the removal of forms, the projecting ties shall be removed and all holes filled with grout flush with the wall. Care shall be taken to use the same brand of cement and same mix proportions used in the wall to prevent color differences.

- Forms for walls and columns shall be provided with removable cleanout panels, to allow removal of chips and debris. All plywood forms must be new when first used on this job, but may be reused if kept in good condition. All forms shall be swept or flushed clean of shavings, debris, and other loose material. Loose earth and rock shall be scraped from footing trenches before pouring concrete.

- Provide 3/4" chamfer strips, unless noted otherwise on the drawings, at all exposed corners of columns, beams and walls where later finish is not to be applied.

- All forms and shores for floor and roof slabs and beams shall be "crowned" or "cambered" 1/4" for each 12 feet of span to eliminate dead load deflection. All forms shall be oiled with a non-staining mineral form oil before placing reinforcing.

- Build into forms all hangers, anchors, bolts, inserts, sleeves, etc., required to be set as part of this work, place and secure in exact position.

3.3.3 Form removal shall be as follows:

3.3.3.1 It shall be the Contractor's responsibility to determine the time at which forms may be removed without endangering the structure, subject to the following limitations, unless documentation is provided to modify these requirements:

Footing forms - 24 hours minimum; continue curing as specified.

Wall forms - 2 days minimum for ten (10) feet high. Add one (1) day for each additional five (5) feet of height; continue curing as specified.

Superstructure slabs, beams and columns shall not be stripped until the concrete attains at least 75% of its design strength as proven by test cylinders, and until a minimum of 14 days has elapsed.

Reshoring - immediately after stripping, fully reshore all slabs which are to be used to support shores for upper slabs. All forms for upper floor pours must be supported by shoring to at least two levels of full strength concrete.

3.4 JOINTS FOR CONCRETE:

3.4.1 Joints for concrete shall include all expansion joints, construction joints and contraction joints.

3.4.2 All joints shall be constructed at locations shown on the drawings, or as directed by the Engineer. Additional joints may be constructed by the Contractor subject to the approval of the Engineer.

3.4.3 Expansion Joints:

3.4.3.1 Expansion joints shall be constructed where shown and as directed. Reinforcement, corner protection angles or other fixed items embedded or bonded into concrete shall not be run continuously through expansion joints. Reinforcement shall be discontinued 2 inches from the joint face. A slightly rounded edging shall be provided to finish neatly all edges around expansion joints.

3.4.3.2 Preformed expansion joint filler material, sealant and waterstops, where shown on the drawings, shall be as specified in Paragraph 2.1.

3.4.4 Construction Joints:

3.4.4.1 The location of construction joints shall be chosen by the Contractor and shall be subject to the Engineer's approval except where specifically located on the Plans.

3.4.4.2 Horizontal construction joints in walls will not be permitted, except with the approval of the Engineer. In order to minimize shrinkage, long continuous walls shall not be poured at one time. No more than 50 feet in horizontal direction shall be poured without a construction joint, unless prior approval is obtained from the Engineer.

3.4.4.3 Reinforcing shall be discontinuous through a construction joint, unless otherwise noted on drawings. As shown or specified on the drawings, additional No. 3 reinforcing bars spaced at 12-inches on center shall be placed horizontally in each construction joint at the center of the section. These bars shall be 4-feet long and shall extend 2-feet on each side of the joint. Reinforcement projecting through joint shall be kept clean.

3.4.4.4 As indicated on the drawings, all construction joints shall be provided with a keyway and a PVC waterstop as specified in Paragraph 2.1. The joint surface of the concrete previously placed shall be cleaned of all foreign matter and laitance by means of sandblasting with steam and sharp sand, or by other approved methods, until coarse aggregate is exposed. The concrete surface shall be saturated for a period of 6 hours and excess water then removed.

3.4.4.5 The new concrete shall be preceded by about 1/2-inch of soft mortar of the same proportions as that in the concrete. When accessible, this shall be scrubbed into the surface of the joint with wire brooms. When waterproofing is required, the entire joint shall be parged with a grout of approved mixture as recommended by the manufacturer of the waterproofing admixture, or one composed of one part integral waterproofing, three parts water and sufficient Portland Cement to form a thick, creamy mixture. This grout shall be fresh when followed by the new concrete. In column forms and deep narrow forms, the concrete placement shall be started with an oversanded mix with 5/8-inch maximum aggregate, and extra sack of cement per cubic yard, and a 5-inch slump. This mix shall be placed maximum 2 inches deep on the construction joint. A mortar layer shall not be used.

3.4.4.6 As indicated on drawings, a metal keyed floor slab joint may be used in lieu of above method.

3.4.5 Contraction (Control) Joints:

3.4.5.1 Contraction joints shall be located as shown on the drawings or as directed. Reinforcement through the joint shall be continuous as shown on the drawings and/or as directed by the Engineer.

3.4.5.2 Sawcut contraction joints (Type "A") shall be made by cutting the concrete surface and filling with the sealant material as specified under paragraph 2.1. Cutting shall be done after the surface is firm enough not to be damaged by the cutting blade. Time of cutting shall be approved by the Engineer.

3.4.5.3 Formed contraction joints (Type "B") shall be made by tooling with a 1/4-inch radius edging tool and filled with the sealant material as specified under paragraph 2.1.

3.4.5.4 Premolded Contraction Joints (Type AC@) shall be "Kold-Seal Zipper Strip" by Vinylex or "Zip Cap Control Joint" by Greenstreak Products, or equal.

3.4.5.5 As indicated on drawings, a metal keyed floor slab joint may be used in lieu of above method.

3.5 INSERTS AND SLEEVES:

3.5.1 The Contractor shall cooperate with all other Contractors in permitting the placing of all necessary sleeves, conduit, or inserts for hangers for their trades. The Contractor shall notify the trades of all pours in ample time for the responsible Contractor to place all embedded items, sleeves, slots, holes or chases.

3.5.2 Accurately set all slots, chases, anchor bolts, opening, etc. All inserts for hanging mechanical equipment shall be provided and set by the Contractor for the trade involved. All sleeves for piping passing through floors and walls shall be provided by the Contractor for the trade involved and set by the General Contractor.

3.5.3 All conduit which must be placed in concrete slabs shall be installed after, and above the bottom reinforcing, but before, and under the top reinforcing. Where conduit cross-overs are necessary, they shall be located so that reinforcing is not displaced from its specified position.

3.5.4 All anchor bolts for the structural steel shall be carefully set as shown on the fabricator's approved anchor bolt plan.

3.5.5 If, in the judgement of the Engineer, embedded items are located or grouped in a manner that will weaken the structure, the Contractor shall take the necessary corrective steps.

3.5.6 All inserts and sleeves where the outside diameter is greater than the spacing between the reinforcing steel, the reinforcing bars shall be warped around such inserts and sleeves. Unless shown otherwise on the drawings, provide, as a minimum, two #4 diagonal bars per face at 90 degrees to each other all around the inserts and sleeves.

3.5.7 Where openings are left in new concrete or are made in existing concrete for the insertion of wall castings, pipes or other fixtures, the space around these fixtures shall be made watertight by completely filling with a non-shrinking concrete containing an admixture of "SikaSet-C", "Anti-Hydro" Concrete Waterproofing Agent, or equal.

3.6 CONVEYING AND PLACING CONCRETE:

3.6.1 The placing or depositing of all concrete shall be done in accordance with ACI 304, and as modified herein.

3.6.2 Preparation Prior to Placing Concrete:

a. Prepare previously placed concrete surfaces by cleaning with steel brush and applying bonding agent in accordance with manufacturer=s instructions.

b. In locations where new concrete is dowelled to existing work, drill holes in existing concrete, insert steel dowels and pack solid with non-shrink grout.

c. Before placing concrete, all debris, water, snow and ice shall be removed from places to be occupied by concrete. Wood forms shall be wetted except in freezing weather or oiled, and the reinforcement cleaned of ice or other coatings.

3.6.3 Conveying, transporting, and placing shall be done as rapidly as practicable and without segregation, loss of ingredients, and without unnecessary rehandling. The tempering of concrete will not be permitted.

3.6.4 Concrete shall be deposited as nearly as practical to its final position to avoid segregation due to rehandling or flowing. The concreting shall be carried on at such a rate that the concrete is at all times plastic and workable and flows readily into the spaces between the reinforcing bars. No concrete that has partially hardened or been contaminated by foreign material shall be deposited on the work, nor shall retempered concrete be used. Once the concreting is started, it shall be carried on as a continuous operation until the placing of the panel or section is completed. All concrete shall be compacted by suitable means during the placing operation, and thoroughly worked around reinforcement and embedded fixtures and into corners of the forms. Tremies shall be used for deep forms, and concrete shall not be dropped more than 6'-0".

3.6.5 Vibrating:

3.6.5.1 During and immediately after depositing, all concrete shall be thoroughly compacted by vibrating the concrete internally with mechanical vibrating equipment. Care must be taken not to over-vibrate the concrete. Maintain spare vibrator(s) at the site for use in the event of breakdowns.

3.6.5.2 Spade and work the coarse aggregate away from forms, and work concrete around reinforcement to avoid air pockets, voids, and honeycombed sections. Hand spading slabs will be required in addition to mechanical vibration.

3.6.6 During concreting, check shoring frequently with level. Strengthen or adjust shoring as required. Ensure reinforcement, inserts, embedded parts and formed joints are not disturbed during concrete placement.

3.6.7 Placing of concrete in supported elements shall not be started until the concrete previously placed in columns and walls is no longer plastic and has been in place at least two hours.

3.6.8 Screed all work to level surfaces at the proper elevations. Rake surfaces to provide bond for floor finishes where specified.

3.6.9 No concrete shall be deposited under water without written permission of the Engineer and then only in accordance with his directions. Proper tremie equipment and techniques must be used, should the need arise.

3.6.10 The Contractor shall have available at all times sufficient approved materials such that, when started, concrete shall be continuous operation until placement of panel or section is complete. Should placing of concrete be suspended or unavoidably interrupted once a pour has been started, provide bulkheads and keyways at formed surface at which to stop pour.

3.6.11 All laitance shall be removed from previous pours before additional concrete is placed.

3.6.12 Place concrete continuously between predetermined expansion, control and construction joints.

3.7 PROTECTION AND CURING:

3.7.1 All concrete shall be protected against injury by sun, rain, freezing, mechanical damage, or premature drying. All concrete shall be maintained above 50°F in a moist or wet condition for at least the first 7 days after placement.

3.7.2 On vertical surfaces keep forms on, or cover with burlap blankets, kept wet. When forms are exposed to the sun, minimize moisture loss by keeping the forms wet until they can be removed safety.

3.7.2.1 For the preservation of moisture, apply one of the following procedures to concrete not in contact with forms, immediately after completion of placement and finishing:

a. continuous sprinkling
b. application of absorptive mats or fabric kept continuously wet
c. application of waterproof sheet materials as specified in Part 2, herein
d. application of the curing agent specified in Part 2, herein

3.7.3 On horizontal surfaces and floors to receive later finishes, cover with wet burlap, wet sand, or curing paper and keep saturated. Cement finish floors shall be covered with protective covering material with lapped and sealed edges after the concrete has set sufficiently to carry worker's weight. Covering shall remain in place until floor is cleaned. Weight covering with planks as required to hold it in place.

3.7.4 Cold weather protection shall conform to A.C.I. 306R, except as modified herein.

3.7.4.1 Prior to pouring, it shall be the Contractor's responsibility to keep the forms free from snow, ice, mud or debris at all times, by means of covers, enclosures, live steam or heating below the forms, as necessary. Use of torches, open flames, salts, straw, hay or chemical is prohibited.

3.7.4.2 When air temperature is 40°F, or less, use only heated concrete, delivered to the forms at temperatures between 65°F and 85°F. All portions of freshly poured concrete shall be continually maintained at a temperature of not less than 50°F for seven days. Specified temperature shall be maintained by heated enclosures, insulating blankets, insulated forms, or whatever approved methods are required to attain the specified result.

3.7.4.3 Concrete shall not be poured on frozen soil. After pouring, protect against freezing and heaving of subgrade. Any frozen concrete will be rejected and removed at the Contractor's expense. Accelerating admixtures shall not be accepted in lieu of winter protection.

3.7.5 Hot weather protection shall conform to ACI 305R, except as modified herein.

3.7.5.1 During warm dry weather special care and precautions should be taken to prevent premature setting which may cause shrinkage and surface checking. No concrete shall be placed at temperatures above 90°F without approval of the Engineer.

3.7.6 No water (except curing spray) shall be allowed to come in contact with the concrete or masonry surface for a minimum of 24 hours. Should the rising water place a stress on the concrete, proper bracing shall be provided. Loading shall not occur without prior approval by the Engineer, and proper safety precautions shall be the responsibility of the Contractor.

3.7.7 Curing compound may be used as specified in Paragraph 2.1 provided discoloration does not occur and application is in accordance with manufacturer's direction and is compatible with concrete finish.

3.8 FOOTINGS AND MATS:

3.8.1 Hand trim excavation to required levels.

3.8.2 Where shown on the drawings provide concrete mud mat to the thickness indicated.

3.8.3 Support reinforcing on bricks or precast blocks, or where mud mat is used, on chairs or bolsters, 3" clear of soil.

3.8.4 Columns and wall dowels shall be positioned, supported and tied in place before concrete is poured. Footing bottoms shall be inspected and approved by the Engineer before placing mud mat or footings.

3.9 SUPPORTED SLABS ON FORMS:

3.9.1 Forms shall be built to required dimensions and camber as specified above. Reinforcing shall be located as shown on approved placing plans. Support bars at specified heights with bolsters, chairs, etc., so that reinforcing will not be moved from the specified position during placing of concrete.

3.9.2 Refer to paragraph 3.5 for installation of conduits.

3.10 SLABS ON GROUND:

3.10.1 Subgrade and base to be prepared as specified in Contract Documents.

3.10.2 Form depressed ribs under partitions as required by sloping gravel, or provide permanent side forms to retain gravel.

3.10.3 Trench subgrade for electric conduit as detailed on Plans. All reinforcing shall be above electric conduit.

3.10.4 Place slabs of thickness shown on Plans, vibrate, screed, float level, and finish as specified below.

3.11 CONCRETE FINISHES - FORMED SURFACES:

3.11.1 After the forms are removed, all concrete surfaces shall be inspected, and any poor joints, voids, stone pockets or other defective areas noted by the Engineer shall be repaired immediately at the Contractor's expense by cutting away the unsound area to a minimum depth of 1 inch, and refilling with mortar mixed using the same brand of cement as the original pour. Edges of the patch shall be square with the face, with feather-edging prohibited. Obtain approval of corrective action prior to repair.

3.11.2 Care shall be taken to saturate the patched area and holes shall be filled in 1/2-inch layers with a delay for an initial set to take place before the succeeding layer is applied. If, in the opinion of the Engineer, improper consolidation is too extensive, or if the structure appears weakened by the voids, complete removal of the concrete in question may be required. Patches shall be kept moist for a minimum of three days.

3.11.3 Rubbed finishes shall be as follows:

a. Type A: Surfaces shall be rubbed until all marks are obliterated and a uniformly smooth finish is obtained.

b. Type B: Surfaces shall be rubbed until they are uniformly smooth, but the complete obliteration of all marks is not required.

c. Type C: All fins, burrs and projections shall be removed, any honey-comb or tie-holes shall be filled and patched.

3.11.4 The type of finish to be used shall be as scheduled or as noted on the Plans. Where the type of finish is not shown or scheduled, exposed faces shall be given a Type B finish and unexposed faces shall be given Type C finish.

3.11.5 Rubbing shall begin as soon as practicable after removal of forms and shall be expedited to completion as rapidly as practicable.

3.11.6 Surfaces shall be rubbed with carborundum and water until all fins, bubbles, hollows and other defects are removed. Grout or mortar shall not be used in the rubbing process, and plastering of surfaces will not be permitted. Power tools shall be used for rubbing with hand work limited to inaccessible corners or very small areas.

3.12 FLOOR AND SLAB FINISHING:

3.12.1 Finished floors and slabs shall be level to within 1/8" of finish floor elevation in ten feet. If this variation occurs, it must not be abrupt, but must taper so that the 1/8" variation takes place in not under 4 feet. Areas with drains shall have the surfaces sloped uniformly and true to the effect that no surface ponding occurs. If required by the Engineer, replace, grind or furnish underlayment to correct the variation, at the Contractor's expense. All floors and slabs shall be cured and protected as specified.

3.12.2 Trowelled Finish: Provide a floated finish, followed by a power troweling and then a hand troweling thoroughly consolidating the surface. Provide a finished surface essentially free from trowel marks and uniform in texture and appearance.

3.12.2.1 Where exposed concrete finish is specified, provide a steel trowelled finish.

3.12.2.2 Under quarry tile and ceramic tile screed to accurate lines and levels as required to receive these materials. Floors receiving tile are to be steel trowelled finished and are indicated on the Plans.

3.12.3 Float Finish: A float finish shall be applied to all exterior concrete and those areas not intended for occupancy, such as culvert inverts, bottoms of manholes and catch basins, pads, etc.

3.12.4 Broom Finish: Provide a floated finish. While the surface is still plastic, provide a textured finish by drawing a fiber bustle broom uniformly over the surface in one direction only. Provide "medium" texturing unless noted otherwise on the Contract Drawings. Sidewalks, walkways, or exterior ramps shall be given a broom finish, perpendicular to traffic, sufficient to leave marks without appreciable disturbance of the surface.

3.12.5 Dusting with dry cement or cement sand mixtures, to hasten drying, is prohibited. Dry time shall be controlled by controlling the water content and slump of the concrete when placed.

3.13 BONDING:

3.13.1 For the bonding of new and old concrete, such provisions shall be made by means of steps, dovetails, bonding agents as specified in Paragraph 2.1, or other devices as shown, or directed.

3.13.2 When placing of concrete is suspended or unavoidably interrupted, all necessary grooves for bonding future work shall be made before the concrete has attained its initial set. When the work is resumed, concrete previously placed shall be roughened, cleaned of all foreign

material and laitance by means of sandblasting with steam and sharp sand or other approved methods, until coarse aggregate is exposed, and thoroughly wetted and slushed with mortar containing the same proportion of cement and fine aggregate as used in the concrete to be placed. Follow manufacturer's preparation recommendations when using a bonding agent.

3.14 MISCELLANEOUS CONCRETE WORK:

3.14.1 Pour all sump pits, canopies, copings and provide all other miscellaneous concrete and cement work shown on the drawings. All such concrete shall be reinforced as shown. Provide all cement filled stair treads as detailed. Place bottoms and walls of pits and trenches monolithically or provide waterstops and keys.

3.14.2 Concrete Walks: Provide 4 inches thick minimum. Provide contraction joints spaced every 5 linear feet, unless otherwise indicated. Cut contraction joints 3/4-inch deep with a jointing tool after the surface has been finished. Provide 1/2-inch thick transverse expansion joints at changes in direction, where sidewalk abuts curb, steps, rigid pavement, or other similar structures. Provide a transverse slope of 1/4-inch per foot, and limit variation in cross section to 1/4-inch in 5 feet unless otherwise indicated.

3.14.3 Curbs and Gutters: Provide contraction joints spaced every 10 feet maximum, unless otherwise indicated. Cut contraction joints 3/4-inch deep with a jointing tool after the surface has been finished. Provide expansion joints 1/2-inch thick and spaced every 100 feet maximum, unless otherwise indicated. Provide a broom finish.

3.14.4 Equipment Bases: Unless otherwise shown, all equipment shall be erected on bases of Class "B" concrete. Thickness shall be as noted on the Plans, but at no time shall it measure less than 1 inch.

3.14.5 Concrete Stairs, Steps and Platforms: Stairs, steps and platforms shall be formed to required profiles shown on the Plans. Place reinforcing as required. Finish of stairs and steps shall be monolithic. Where shown on Plans, provide for nosings. Exterior stairs, steps and platforms shall have a non-slip finish. Before final troweling, embed abrasive grits, as specified in Paragraph 2.1, in the surface.

3.15 CEMENTITIOUS COATING:

3.15.1 Cementitious Coating shall be applied to all exposed exterior and interior Cast-In-Place Concrete surfaces except concrete floors and walking surfaces in accordance with the schedule shown on the Plans, or otherwise directed.

3.15.2 The surfaces to be coated shall be clean, free of all laitance, dirt, grease, curing compound, form treatments, efflorescence, paint and other foreign matter. All formed tie-rod holes and honeycombed areas shall be patched flush with the surrounding area using mortar as recommended by cementitious coating manufacturer.

3.15.3 All areas scheduled to be coated will receive two coats of cementitious coating as specified in Paragraph 2.1, applied at a minimum rate of 2 pounds per square yard per coat. The first coat shall be allowed to set before the second coat is applied. Sufficient materials shall be applied to fully seal all pores and voids. All coatings shall be done strictly in accordance with the manufacturer's recommendations.

PART 4 - MEASUREMENT & PAYMENT

4.1 MEASUREMENT - CAST-IN-PLACE CONCRETE:

4.1.1 The quantity of Cast-In-Place Concrete for which payment will be made will be the actual number of cubic yards measured in place within the lines shown, specified, or ordered.

4.2 PAYMENT - CAST-IN-PLACE CONCRETE:

4.2.1 For Cast-In-Place Concrete, not included in other unit or lump sum price items, payment for Cast-In-Place Concrete will be made at the applicable price stated in the Proposal.

END OF SECTION

NEW YORK STATE DEPARTMENT OF ENVIRONMENTAL CONSERVATION

Division of Environmental Remediation, Region 4
1130 North Westcott Road, Schenectady, NY 12306-2014
P: (518) 357-2045 | F: (518) 357-2460
www.dec.ny.gov

February 4, 2019

Amphenol Corporation
Attn: Mr. Joseph Bianchi
40-60 Delaware Avenue
Sidney, NY 13838

Re: West Well and Parking Area (Amphenol), Site No. 413010, Sidney, Delaware County
Amphenol Aerospace 40-60 Delaware Avenue Facility
PCB Contaminated Concrete Slab Remedial Work Plan

Dear Mr. Bianchi:

The New York State Department of Environmental Conservation (Department) and the New York State Department of Health have the following comments on the above referenced Work Plan received January 29, 2019:

1. Lead paragraph, page 1.
   Please correct the fourth sentence to "Areas documented to be < (less than) 25 ppm will remain on-site."

2. Site Background Information, page 1
   Include in this section the suspected age of the PCB contamination.

3. Proposed PCB Remedial Cleanup Measures and Design, page 2
   - It is the Department's understanding that the slab will be fully removed in the areas of excavation and post excavation soil (confirmatory) sampling for PCBs will be done. The excavation areas are to have a poly cover and not replaced with backfill until confirmatory results are received.
   - As the Work Plan shows that PCBs up to 25 ppm will remain at the surface, the institutional controls in the proposed Statement of Basis will limit the site to industrial use only.

4. Proposed PCB Remedial Cleanup Measures and Design – Concrete Removal, page 3
   - Provide daily inspections of the rubble/debris piles to ensure the poly cover is intact.
   - Isolate the remedial boundary areas with fabric fencing.
   - Particulate Air Monitoring is to be implemented in addition to the proposed dust suppression.

Please address these comments in the Work Plan write-up and submit a revised PCB Contaminated Concrete Slab Remedial Work Plan for review. Please contact me at (518) 357-2390 or by electronic mail at john.strang@dec.ny.gov with any questions.

Sincerely,

John R Strang

John R. Strang, P.E.
Division of Environmental Remediation
Region 4

ec: J. Mickam, JTM Associates
S. Abdellatif, USEPA
S. Nostrand, Barton and Loguidice
J. Deming, NYSDOH
R. Ockerby, NYSDOH
G. Burke, Director, Remedial Bureau B
R. Mustico, RHWRE
J. Haugh, DEC Region 4

Bryce D. Dingman

From: James Mickam - JTM <jmickam@jtmllc.com>
Sent: Tuesday, February 5, 2019 12:31 PM
To: John Strang; Josh Haugh
Cc: 'Joe Bianchi'; Scott Nostrand; Bryce D. Dingman
Subject: PCB Contaminated Concrete Slab Remedial Work Plan

John,

Thank you for the Department's timely review of the subject document. On behalf of Amphenol, this email presents responses to your comments.

1. Lead paragraph, page 1.
   Please correct the fourth sentence to "Areas documented to be< (less than) 25 ppm will remain on-site."

   Correction will be made

2. Site Background Information, page 1
   Include in this section the suspected age of the PCB contamination.

   Historical information indicates that the PCB impacts to the slab occurred before 1978

3. Proposed PCB Remedial Cleanup Measures and Design, page 2
   - It is the Department's understanding that the slab will be fully removed in the areas of excavation and post excavation soil (confirmatory) sampling for PCBs will be done. The excavation areas are to have a poly cover and not replaced with backfill until confirmatory results are received.

     Correct, the slab will be fully removed. The submitted work plan does not provide for confirmatory sampling. We propose to place granular back fill immediately after slab removal.

   - As the Work Plan shows that PCBs up to 25 ppm will remain at the surface, the institutional controls in the proposed Statement of Basis will limit the site to industrial use only.

     We appreciate future site use will be for industrial purposes only

4. Proposed PCB Remedial Cleanup Measures and Design - Concrete Removal, page 3
   - Provide daily inspections of the rubble/debris piles to ensure the poly cover is intact.

     We propose to directly load for transport all the removed slab material eliminating temporary storage on-site

- Isolate the remedial boundary areas with fabricfencing.

  A fabric fence will be established around the work area

- Particulate Air Monitoring is to be implemented in addition to the proposed dust suppression.

  Particulate air monitoring will be performed at a single down-wind station.

  Regards,
  Jim

James T. Mickam, PG
JTM Associates, LLC
PO Box 359
Bridgeport, NY 13030
315.641.1216

NEW YORK STATE DEPARTMENT OF ENVIRONMENTAL CONSERVATION

Division of Environmental Remediation, Region 4
1130 North Westcott Road, Schenectady, NY 12306-2014
P: (518) 357-2045 I F: (518) 357-2460
www.dec.ny.gov

March 18, 2019

Amphenol Corporation
Attn: Mr. Joseph Bianchi
40-60 Delaware Avenue
Sidney, NY 13838

Re: West Well and Parking Area (Amphenol), Site No. 413010
Amphenol Aerospace Facility, 40-60 Delaware Avenue, Sidney
Revised Draft PCB Contaminated Concrete Slab Remedial Work Plan

Dear Mr. Bianchi:

The New York State Department of Environmental Conservation (Department) has reviewed the subject draft work plan dated February 25, 2019, which was prepared by Barton & Loguidice, D.P.C. (B&L) on behalf of Amphenol Corporation (Amphenol). Based on the Department's review and its March 7, 2019 conference call with B&L and Amphenol, the following comments are provided:

1. Concrete Removal, page 3

It is the Department's understanding that the slab will be fully removed from Area B-1 and Area B-5 (*i.e.*, to the underlying soil or sub-base material). Based on the PCB analytical results from the bottom 1-inch of concrete at the B-5 and B-5-E0 sample locations, the Department requires post-excavation confirmatory sampling of the material (sub-base material or soil or whatever is encountered immediately below the slab). Confirmatory samples should be collected and analyzed for PCBs from Area B-1 (requesting eight confirmatory samples) and Area B-5 (requesting twelve confirmatory samples). The confirmatory sample results will be evaluated to determine if further removal action is required pursuant to Commissioner Policy CP-51, which allows for a level of 25 ppm total PCBs in subsurface soil below cover at Industrial Use sites.

2. Concrete Repair, page 3

The excavation areas are to be temporarily covered with plastic sheeting while confirmatory samples are analyzed, and the results evaluated. The installation and compaction of sub-base material and reinforced cast-in-place concrete may commence pursuant to the subject draft work plan upon receiving Department approval.

The Department's previous comments provided in its February 4, 2019 letter to Amphenol have been satisfactorily addressed in the revised document. Please respond to the Department in writing stating Amphenol's concurrence with the above comments. This correspondence will be appended to the February 25, 2019 revised PCB Contaminated Concrete Slab Remedial Work Plan upon the Department's approval. Please contact me at (518) 357-2390 or by electronic mail at john.strang@dec.ny.gov with any questions.

Sincerely,

John R Strang

John R. Strang, P.E.
Division of Environmental Remediation
Region 4

ec: J. Mickam, JTM Associates
S. Abdellatif, USEPA
S. Nostrand, Barton and Loguidice
B. Dingman, Barton and Loguidice
J. Deming, NYSDOH
R. Ockerby, NYSDOH
G. Burke, Director, Remedial Bureau B
R. Mustico, RHWRE
J. Haugh, DEC Region 4

Barton & Loguidice

March 22, 2019

John R. Strang, P.E.
NYSDEC Region 4
Division of Environmental Remediation
1130 North Westcott Road
Schenectady, New York 12306-2014

Re: NYSDEC Comment Response Letter
West Well and Parking Area (Amphenol), Site No. 413010
Amphenol Aerospace Facility, 40-60 Delaware Avenue, Sidney
Revised Draft PCB Contaminated Concrete Slab Remedial Work Plan

File: 1153.010.001

Dear Mr. Strang:

Amphenol has reviewed the New York State Department of Environmental Conservation (NYSDEC) letter dated March 18, 2019 regarding the Revised Draft PCB Contaminated Concrete Slab Remedial Work Plan and offers the following responses:

1. Concrete Removal

NYSDEC Comment:

It is the Department's understanding that the slab will be fully removed from Area B-1 and Area B-5 (i.e., to the underlying soil or sub-base material). Based on the PCB analytical results from the bottom 1-inch of concrete at the B-5 and B-5-E0 sample locations, the Department requires post-excavation confirmatory sampling of the material (sub-base material or soil or whatever is encountered immediately below the slab). Confirmatory samples should be collected and analyzed for PCBs from Area B-1 (requesting eight confirmatory samples) and Area B-5 (requesting twelve confirmatory samples). The confirmatory sample results will be evaluated to determine if further removal action is required pursuant to Commissioner Policy CP-51, which allows for a level of 25 ppm total PCBs in subsurface soil below cover at Industrial Use sites.

Response:

Subsequent to removal of the concrete slab from Areas B-1 and B-5, Amphenol will collect confirmation PCB soil samples from the top 6-inches of the underlying substratate. A total of 8 confirmation samples will be collected from Area B-1 and 12 confirmation samples from Area B-5. Sample locations will be spaced equally across each exposed area of concern. In the event that a confirmation sample does not meet Industrial cleanup objectives of 25 ppm, an additional soil sample from that location will be collected from a deeper interval and analyzed for PCB

443 Electronics Parkway, Liverpool, NY 13088 ▪ Office: 315-457-5200 ▪ Fax: 315-451-0052 ▪ BartonandLoguidice.com

The experience to listen
The power to solve

concentrations. Soils found to be in excess of Industrial use standards will be removed and disposed of accordingly at an appropriate landfilling facility.

2. Concrete Repair

NYSDEC Comment:

The excavation areas are to be temporarily covered with plastic sheeting while confirmatory samples are analyzed, and the results evaluated. The installation and compaction of sub-base material and reinforced cast-in-place concrete may commence pursuant to the subject draft work plan upon receiving Department approval.

Response:

It is understood that plastic sheeting will be installed subsequent to the removal of concrete and the collection of confirmatory substrate samples. Once confirmation samples identify that Industrial PCB standards are met, the plastic sheeting will remain in place and be used as a vapor barrier prior to backfilling.

Sincerely,

BARTON & LOGUIDICE, D.P.C.

Bryce D. Dingman, P.G.
Managing Hydrogeologist

BDD/akg
cc: Joseph Bianchi, Amphenol
James Mickam, JTM Associates
Joshua Haugh, DEC Region 4
Scott Nostrand, B&L

NEW YORK STATE DEPARTMENT OF ENVIRONMENTAL CONSERVATION

Division of Environmental Remediation, Region 4
1130 North Westcott Road, Schenectady, NY 12306-2014
P: (518) 357-2045 | F: (518) 357-2460
www.dec.ny.gov

March 28, 2019

Amphenol Corporation
Attn: Mr. Joseph Bianchi
40-60 Delaware Avenue
Sidney, NY 13838

Re: West Well and Parking Area (Amphenol), Site No. 413010
Amphenol Aerospace Facility, 40-60 Delaware Avenue, Sidney
Revised PCB Contaminated Concrete Slab Remedial Work Plan

Dear Mr. Bianchi:

The New York State Department of Environmental Conservation (Department) has reviewed the March 22, 2019 letter stating Amphenol Corporation's (Amphenol) concurrence with the Department's March 18, 2019 comment letter on the February 25, 2019 revised PCB Contaminated Concrete Slab Remedial Work Plan (Work Plan).

The Department thereby approves the February 25, 2019 revised PCB Contaminated Concrete Slab Remedial Work Plan. The March 22, 2019 letter from Barton & Loguidice, D.P.C on behalf of Amphenol, will be appended to the Work Plan. The Work Plan is an enclosure to this letter. Please contact me at (518) 357-2390 or by electronic mail at john.strang@dec.ny.gov with any questions.

Sincerely,

John R. Strang

John R. Strang, P.E.
Division of Environmental Remediation
Region 4

Enclosure

ec: J. Mickam, JTM Associates
S. Abdellatif, USEPA
S. Nostrand, Barton and Loguidice
B. Dingman, Barton and Loguidice
J. Deming, NYSDOH
R. Ockerby, NYSDOH
G. Burke, Director, Remedial Bureau B
R. Mustico, RHWRE
J. Haugh, DEC Region 4

Barton & Loguidice

May 10, 2019

Josh G. Haugh, P.G.
NYSDEC Region 4
Division of Environmental Remediation
1130 North Westcott Road
Schenectady, New York 12306-2014

Re: West Well and Parking Area (Amphenol), Site No. 413010
Amphenol Aerospace Facility, 40-60 Delaware Avenue, Sidney
PCB Subslab Remedial Results Summary and Revised Excavation Work Plan

File: 1153.010.001

Dear Mr. Haugh:

In accordance with the revised work plan for the referenced project dated March 22, 2019 and the Department's approval letter dated March 28, 2019, subslab PCB confirmation soil samples have been collected from the B-1 and B-5 remedial areas. A total of 30 soil samples were collected from the top 6-inches of the B-1 and B-5 areas. This correspondence presents the results of the confirmation sampling effort.

Eight soil samples were collected from the top 6-inches of the B-1 area. All samples were found to be below the PCB industrial use standard of 25 ppm. Figure 1 presents the sample locations, with analytical results included in Attachment A. The slab in this area will now be re-constructed per the approved work plan.

Soil samples from where the slab was removed in the B-5 area were collected from 22 locations. PCB concentrations from the top 6-inches of substrate at sampling points B5-SS4, SS5, SS6, SS7, and SS9 exceeded the 25 ppm criteria. Analytical results ranged in concentration from 1,460 ppm to 16,000 ppm (Figure 2). Soil samples collected from the 6-12-inch depth at these same locations also exceeded the 25 ppm criteria.

Deeper soil samples were collected from B5-SS4 through SS7, and B5-SS9 using direct push sampling technology. Subslab soil samples were collected to a depth of 4-feet below ground surface and analyzed for PCB concentrations between the depth intervals of 24 to 30-inches and 30 to 36-inches. PCB analytical data from 24 to 30-inches were found to be below the industrial use standard of 25 ppm at all these locations, with the exception of B5-SS6 (Figure 2). Additional PCB soil samples have been collected from B5-SS6 and submitted for analysis between the depths of 36 to 42-inches and 42 to 48-inches. Analyses of these samples are ongoing. Laboratory analytical reports to-date are provided in Attachment A.

443 Electronics Parkway, Liverpool, NY 13088 ▪ Office: 315-457-5200 ▪ Fax: 315-451-0052 ▪ BartonandLoguidice.com

The experience to listen
The power to solve

A small area of PCB impact was also observed in the top 6-inches of substrate at locations B5-SS8 and SS17. PCB soil clearance samples collected from the 6 to 12-inch interval from these locations were found to be below the 25 ppm criteria.

Based on the results of the analytical data, PCB contamination has been identified in a centrally located area within the B-5 saw-cut area. A definitive boundary of confirmation soil samples meeting the industrial use criteria has been established to the north, south, east, and west of the identified excavation limits, which have been outlined on Figure 2. PCB contaminated soils will be excavated to the lateral extents shown on Figure 2 and to a depth of two feet below existing grade, with the exception of the northeast corner and an area to the south, which will require excavation to a depth of 3-feet or greater and 1 foot, respectively.

Additional confirmation soil samples will be collected at depth within the northeast corner, if clearance levels are not achieved between the 36 to 42-inch and 42 to 48-inch intervals at B5-SS6 (analyses ongoing). Other than the samples at these locations, no additional confirmation soil samples are planned given the results of sample results collected to date.

PCB contaminated soils will be excavated and live loaded by the remedial contractor for disposal at an approved chemical waste disposal facility. Clean granular fill will be used to prepare the subgrade in accordance with the NYSDEC approved work plan. Once the subgrade has been prepared, replacement concrete pads will be completed in areas B-1 and B-5 to match surrounding grade. PCB remedial excavation and slab reconstruction is scheduled to begin the week of May 13, 2019.

Should the Department have any questions or would like to discuss the excavation limits, please feel free to contact me at (315) 457-5200.

Sincerely,

BARTON & LOGUIDICE, D.P.C.

Scott D. Nostrand, P.E.
Senior Vice President

Bryce D. Dingman, P.G.
Managing Hydrogeologist

SDN/BDD/akg
Attachments

Figures

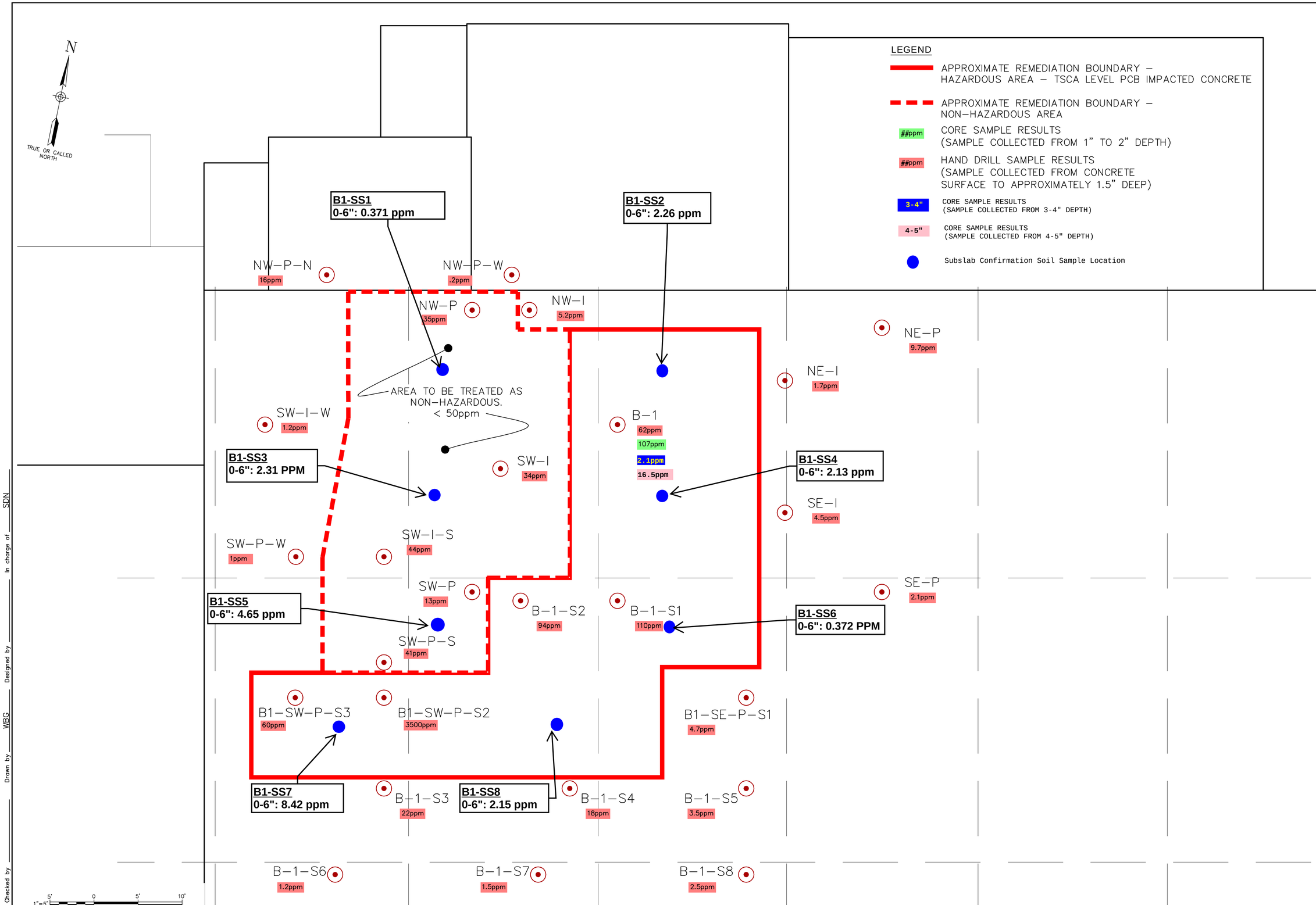

Plotted: Jan 28, 2019 – 8:09AM SYR By: WBG
C:\Users\whg\appdata\local\temp\AcPublish_3816\1153.010.001_Sample Locations_NYSDEC SET (ID 1672518).dwg

Checked by ____ Drawn by WBG Designed by ____ In charge of SDN

IT IS A VIOLATION OF LAW FOR ANY PERSON, UNLESS THEY ARE ACTING UNDER THE DIRECTION OF A LICENSED PROFESSIONAL ENGINEER, ARCHITECT, LANDSCAPE ARCHITECT, OR LAND SURVEYOR, TO ALTER AN ITEM IN ANY WAY. IF AN ITEM BEARING THE STAMP OF A LICENSED PROFESSIONAL IS ALTERED, THE ALTERING ENGINEER, ARCHITECT, LANDSCAPE ARCHITECT, OR LAND SURVEYOR SHALL STAMP THE DOCUMENT AND INCLUDE THE NOTATION "ALTERED BY" FOLLOWED BY THEIR SIGNATURE, THE DATE OF SUCH ALTERATION, AND A SPECIFIC DESCRIPTION OF THE ALTERATION".

REVISIONS

AMPHENOL AEROSPACE
AMPHENOL–DEMOLITION WORK PLAN

AREA B–1 PCB SAMPLE LOCATIONS & RESULTS

TOWN OF SYDNEY DELAWARE COUNTY, NEW YORK

Barton & Loguidice

STATE OF NEW YORK SCOTT D. NOSTRANT No. 074484 LICENSED PROFESSIONAL ENGINEER

Date JANUARY 2019

Scale 1" = 5'

Sheet Number FIGURE 1

Project Number 1153.010.001

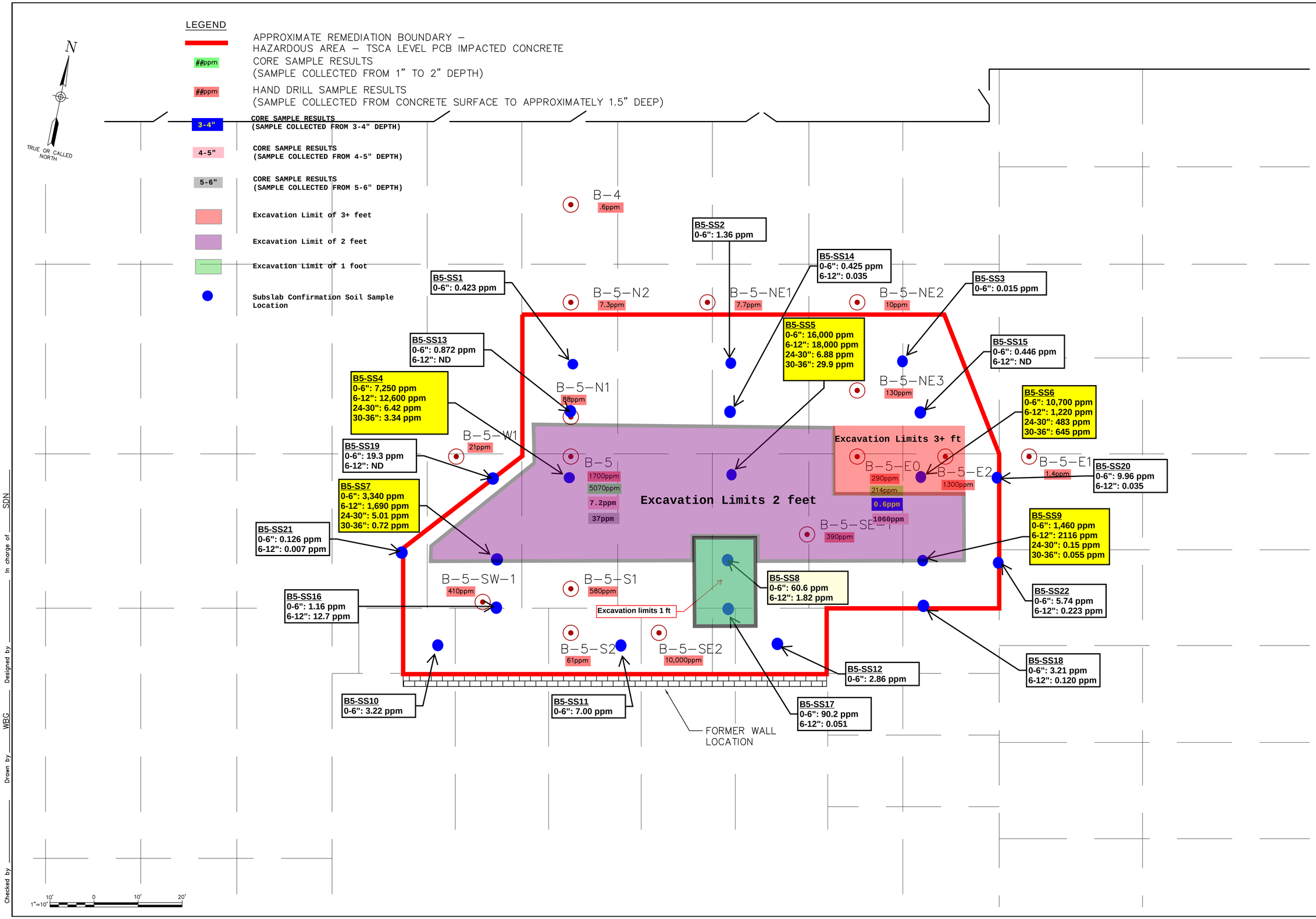

IT IS A VIOLATION OF LAW FOR ANY PERSON, UNLESS THEY ARE ACTING UNDER THE DIRECTION OF A LICENSED PROFESSIONAL ENGINEER, ARCHITECT, LANDSCAPE ARCHITECT, OR LAND SURVEYOR, TO ALTER AN ITEM IN ANY WAY. IF AN ITEM BEARING THE STAMP OF A LICENSED PROFESSIONAL IS ALTERED, THE ALTERING ENGINEER, ARCHITECT, LANDSCAPE ARCHITECT, OR LAND SURVEYOR SHALL STAMP THE DOCUMENT AND INCLUDE THE NOTATION "ALTERED BY" FOLLOWED BY THEIR SIGNATURE, THE DATE OF SUCH ALTERATION, AND A SPECIFIC DESCRIPTION OF THE ALTERATION".

REVISIONS

AMPHENOL AEROSPACE
AMPHENOL–DEMOLITION WORK PLAN

AREA B–5 PCB SAMPLE LOCATIONS & RESULTS

TOWN OF SYDNEY
DELAWARE COUNTY, NEW YORK

Barton & Loguidice

STATE OF NEW YORK SCOTT D. NOSTRAND No. 076454 LICENSED PROFESSIONAL ENGINEER

Date JANUARY 2019
Scale 1" = 10'
Sheet Number FIGURE 2
Project Number 1153.010.001

Plotted: Jan 28, 2019 – 8:09AM SYR By: WBG
C:\Users\wbg\appdata\local\temp\AcPublish_3816\1153.010.001_Sample Locations_NYSDEC SET (ID 1672518).dwg
Checked by ____ Drawn by WBG Designed by ____ In charge of SDN

Attachment A

ALPHA ANALYTICAL

World Class Chemistry

www.alphalab.com

Alpha Analytical

Laboratory Code: 11148

SDG Number: L1917200

The original project report/data package is held by Alpha Analytical. This report/data package is paginated and should be reproduced only in its entirety. Alpha Analytical holds no responsibility for results and/or data that are not consistent with the original.

Table of Contents

New York ASP Category A Data Deliverable Package 1
- Table of Contents 2
- Sample ID Cross Reference 3
- SDG Narrative 4
- Data Qualifier Definitions 6
- Instrument Information 8
- Volatile Organics Instruments 8
- Volatile Organics in Air Instruments 8
- Semivolatile Organics Instruments - Westborough 9
- Semivolatile Organic Instruments - Mansfield 10
- Sample Log-in Sheet 11
- Lims COC (LN01) 12
- External Chain of Custody 16
- Organics Analysis 18
  - GC PCB Analysis 19
    - Aroclor Sample Data 20
      - Form 1 - Organics 21
- Wet Chemistry Analysis 51
  - Total Solids Analysis 52
    - Results 53
      - Form 1 - Inorganics 54

Project Name: AMPHENOL-SUB SLAB SOIL
Project Number: 1153.010.001

Lab Number: L1917200
Report Date: 04/29/19

Alpha Sample ID	Client ID	Matrix	Sample Location	Collection Date/Time	Receive Date
L1917200-01	B1-SS1 0-6"	SOIL	SIDNEY, NY	04/25/19 09:10	04/25/19
L1917200-02	B1-SS2 0-6"	SOIL	SIDNEY, NY	04/25/19 09:30	04/25/19
L1917200-03	B1-SS3 0-6"	SOIL	SIDNEY, NY	04/25/19 09:16	04/25/19
L1917200-04	B1-SS4 0-6"	SOIL	SIDNEY, NY	04/25/19 09:37	04/25/19
L1917200-05	B1-SS5 0-6"	SOIL	SIDNEY, NY	04/25/19 09:23	04/25/19
L1917200-06	B1-SS6 0-6"	SOIL	SIDNEY, NY	04/25/19 09:43	04/25/19
L1917200-07	B1-SS7 0-6"	SOIL	SIDNEY, NY	04/25/19 09:51	04/25/19
L1917200-08	B1-SS8 0-6"	SOIL	SIDNEY, NY	04/25/19 09:56	04/25/19
L1917200-09	B5-SS1 0-6"	SOIL	SIDNEY, NY	04/25/19 10:45	04/25/19
L1917200-10	B5-SS2 0-6"	SOIL	SIDNEY, NY	04/25/19 10:50	04/25/19
L1917200-11	B5-SS3 0-6"	SOIL	SIDNEY, NY	04/25/19 10:56	04/25/19
L1917200-12	B5-SS4 0-6"	SOIL	SIDNEY, NY	04/25/19 11:05	04/25/19
L1917200-13	B5-SS5 0-6"	SOIL	SIDNEY, NY	04/25/19 11:09	04/25/19
L1917200-14	B5-SS6 0-6"	SOIL	SIDNEY, NY	04/25/19 11:15	04/25/19
L1917200-15	B5-SS7 0-6"	SOIL	SIDNEY, NY	04/25/19 11:26	04/25/19
L1917200-16	B5-SS8 0-6"	SOIL	SIDNEY, NY	04/25/19 11:32	04/25/19
L1917200-17	B5-SS9 0-6"	SOIL	SIDNEY, NY	04/25/19 11:39	04/25/19
L1917200-18	B5-SS10 0-6"	SOIL	SIDNEY, NY	04/25/19 11:48	04/25/19
L1917200-19	B5-SS11 0-6"	SOIL	SIDNEY, NY	04/25/19 11:56	04/25/19
L1917200-20	B5-SS12 0-6"	SOIL	SIDNEY, NY	04/25/19 12:02	04/25/19

Case Narrative

The samples were received in accordance with the Chain of Custody and no significant deviations were encountered during the preparation or analysis unless otherwise noted. Sample Receipt, Container Information, and the Chain of Custody are located at the back of the report.

Results contained within this report relate only to the samples submitted under this Alpha Lab Number and meet NELAP requirements for all NELAP accredited parameters unless otherwise noted in the following narrative. The data presented in this report is organized by parameter (i.e. VOC, SVOC, etc.). Sample specific Quality Control data (i.e. Surrogate Spike Recovery) is reported at the end of the target analyte list for each individual sample, followed by the Laboratory Batch Quality Control at the end of each parameter. Tentatively Identified Compounds (TICs), if requested, are reported for compounds identified to be present and are not part of the method/program Target Compound List, even if only a subset of the TCL are being reported. If a sample was re-analyzed or re-extracted due to a required quality control corrective action and if both sets of data are reported, the Laboratory ID of the re-analysis or re-extraction is designated with an "R" or "RE", respectively. When multiple Batch Quality Control elements are reported (e.g. more than one LCS), the associated samples for each element are noted in the grey shaded header line of each data table. Any Laboratory Batch, Sample Specific % recovery or RPD value that is outside the listed Acceptance Criteria is bolded in the report. All specific QC information is also incorporated in the Data Usability format of our Data Merger tool where it can be reviewed along with any associated usability implications. Soil/sediments, solids and tissues are reported on a dry weight basis unless otherwise noted. Definitions of all data qualifiers and acronyms used in this report are provided in the Glossary located at the back of the report.

In reference to questions H (CAM) or 4 (RCP) when "NO" is checked, the performance criteria for CAM and RCP methods allow for some quality control failures to occur and still be within method compliance. In these instances the specific failure is not narrated but noted in the associated QC table. The information is also incorporated in the Data Usability format of our Data Merger tool where it can be reviewed along with any associated usability implications.

Please see the associated ADEx data file for a comparison of laboratory reporting limits that were achieved with the regulatory Numerical Standards requested on the Chain of Custody.

HOLD POLICY
For samples submitted on hold, Alpha's policy is to hold samples (with the exception of Air canisters) free of charge for 21 calendar days from the date the project is completed. After 21 calendar days, we will dispose of all samples submitted including those put on hold unless you have contacted your Client Service Representative and made arrangements for Alpha to continue to hold the samples. Air canisters will be disposed after 3 business days from the date the project is completed.

Please contact Client Services at 800-624-9220 with any questions.

Case Narrative (continued)

Report Submission

All non-detect (ND) or estimated concentrations (J-qualified) have been quantitated to the limit noted in the MDL column.

PCBs

L1917200-02, -05, -07, -08, -10, and -12 through -20: The surrogate recoveries are below the acceptance criteria for 2,4,5,6-tetrachloro-m-xylene (0%) and decachlorobiphenyl (0%) due to the dilution required to quantitate the sample. Re-extraction was not required; therefore, the results of the original analysis are reported.

L1917200-03: Aroclor 1242 may be present in this sample; however, due to the concentration of Aroclor 1248, this analyte cannot be accurately quantitated.

L1917200-10: The sample has elevated detection limits due to the dilution required by the sample matrix.

I, the undersigned, attest under the pains and penalties of perjury that, to the best of my knowledge and belief and based upon my personal inquiry of those responsible for providing the information contained in this analytical report, such information is accurate and complete. This certificate of analysis is not complete unless this page accompanies any and all pages of this report.

Authorized Signature: Kelly Stenstrom Report Date: 04/29/19

Title: Technical Director/Representative

GLOSSARY

Acronyms

DL	- Detection Limit: This value represents the level to which target analyte concentrations are reported as estimated values, when those target analyte concentrations are quantified below the limit of quantitation (LOQ). The DL includes any adjustments from dilutions, concentrations or moisture content, where applicable. (DoD report formats only.)
EDL	- Estimated Detection Limit: This value represents the level to which target analyte concentrations are reported as estimated values, when those target analyte concentrations are quantified below the reporting limit (RL). The EDL includes any adjustments from dilutions, concentrations or moisture content, where applicable. The use of EDLs is specific to the analysis of PAHs using Solid-Phase Microextraction (SPME).
EMPC	- Estimated Maximum Possible Concentration: The concentration that results from the signal present at the retention time of an analyte when the ions meet all of the identification criteria except the ion abundance ratio criteria. An EMPC is a worst-case estimate of the concentration.
EPA	- Environmental Protection Agency.
LCS	- Laboratory Control Sample: A sample matrix, free from the analytes of interest, spiked with verified known amounts of analytes or a material containing known and verified amounts of analytes.
LCSD	- Laboratory Control Sample Duplicate: Refer to LCS.
LFB	- Laboratory Fortified Blank: A sample matrix, free from the analytes of interest, spiked with verified known amounts of analytes or a material containing known and verified amounts of analytes.
LOD	- Limit of Detection: This value represents the level to which a target analyte can reliably be detected for a specific analyte in a specific matrix by a specific method. The LOD includes any adjustments from dilutions, concentrations or moisture content, where applicable. (DoD report formats only.)
LOQ	- Limit of Quantitation: The value at which an instrument can accurately measure an analyte at a specific concentration. The LOQ includes any adjustments from dilutions, concentrations or moisture content, where applicable. (DoD report formats only.) Limit of Quantitation: The value at which an instrument can accurately measure an analyte at a specific concentration. The LOQ includes any adjustments from dilutions, concentrations or moisture content, where applicable. (DoD report formats only.)
MDL	- Method Detection Limit: This value represents the level to which target analyte concentrations are reported as estimated values, when those target analyte concentrations are quantified below the reporting limit (RL). The MDL includes any adjustments from dilutions, concentrations or moisture content, where applicable.
MS	- Matrix Spike Sample: A sample prepared by adding a known mass of target analyte to a specified amount of matrix sample for which an independent estimate of target analyte concentration is available. For Method 332.0, the spike recovery is calculated using the native concentration, including estimated values.
MSD	- Matrix Spike Sample Duplicate: Refer to MS.
NA	- Not Applicable.
NC	- Not Calculated: Term is utilized when one or more of the results utilized in the calculation are non-detect at the parameter's reporting unit.
NDPA/DPA	- N-Nitrosodiphenylamine/Diphenylamine.
NI	- Not Ignitable.
NP	- Non-Plastic: Term is utilized for the analysis of Atterberg Limits in soil.
RL	- Reporting Limit: The value at which an instrument can accurately measure an analyte at a specific concentration. The RL includes any adjustments from dilutions, concentrations or moisture content, where applicable.
RPD	- Relative Percent Difference: The results from matrix and/or matrix spike duplicates are primarily designed to assess the precision of analytical results in a given matrix and are expressed as relative percent difference (RPD). Values which are less than five times the reporting limit for any individual parameter are evaluated by utilizing the absolute difference between the values; although the RPD value will be provided in the report.
SRM	- Standard Reference Material: A reference sample of a known or certified value that is of the same or similar matrix as the associated field samples.
STLP	- Semi-dynamic Tank Leaching Procedure per EPA Method 1315.
TEF	- Toxic Equivalency Factors: The values assigned to each dioxin and furan to evaluate their toxicity relative to 2,3,7,8-TCDD.
TEQ	- Toxic Equivalent: The measure of a sample's toxicity derived by multiplying each dioxin and furan by its corresponding TEF and then summing the resulting values.
TIC	- Tentatively Identified Compound: A compound that has been identified to be present and is not part of the target compound list (TCL) for the method and/or program. All TICs are qualitatively identified and reported as estimated concentrations.

Footnotes

Report Format: DU Report with 'J' Qualifiers

1 - The reference for this analyte should be considered modified since this analyte is absent from the target analyte list of the original method.

Terms

Analytical Method: Both the document from which the method originates and the analytical reference method. (Example: EPA 8260B is shown as 1,8260B.) The codes for the reference method documents are provided in the References section of the Addendum.

Final pH: As it pertains to Sample Receipt & Container Information section of the report, Final pH reflects pH of container determined after adjustment at the laboratory, if applicable. If no adjustment required, value reflects Initial pH.

Frozen Date/Time: With respect to Volatile Organics in soil, Frozen Date/Time reflects the date/time at which associated Reagent Water-preserved vials were initially frozen. Note: If frozen date/time is beyond 48 hours from sample collection, value will be reflected in 'bold'.

Initial pH: As it pertains to Sample Receipt & Container Information section of the report, Initial pH reflects pH of container determined upon receipt, if applicable.

PFAS Total: With respect to PFAS analyses, the 'PFAS, Total (5)' result is defined as the summation of results for: PFHpA, PFHxS, PFOA, PFNA and PFOS. If a 'Total' result is requested, the results of its individual components will also be reported.

Total: With respect to Organic analyses, a 'Total' result is defined as the summation of results for individual isomers or Aroclors. If a 'Total' result is requested, the results of its individual components will also be reported. This is applicable to 'Total' results for methods 8260, 8081 and 8082.

Data Qualifiers

A - Spectra identified as "Aldol Condensation Product".

B - The analyte was detected above the reporting limit in the associated method blank. Flag only applies to associated field samples that have detectable concentrations of the analyte at less than ten times (10x) the concentration found in the blank. For MCP-related projects, flag only applies to associated field samples that have detectable concentrations of the analyte at less than ten times (10x) the concentration found in the blank. For DOD-related projects, flag only applies to associated field samples that have detectable concentrations of the analyte at less than ten times (10x) the concentration found in the blank AND the analyte was detected above one-half the reporting limit (or above the reporting limit for common lab contaminants) in the associated method blank. For NJ-Air-related projects, flag only applies to associated field samples that have detectable concentrations of the analyte above the reporting limit. For NJ-related projects (excluding Air), flag only applies to associated field samples that have detectable concentrations of the analyte, which was detected above the reporting limit in the associated method blank or above five times the reporting limit for common lab contaminants (Phthalates, Acetone, Methylene Chloride, 2-Butanone).

C - Co-elution: The target analyte co-elutes with a known lab standard (i.e. surrogate, internal standards, etc.) for co-extracted analyses.

D - Concentration of analyte was quantified from diluted analysis. Flag only applies to field samples that have detectable concentrations of the analyte.

E - Concentration of analyte exceeds the range of the calibration curve and/or linear range of the instrument.

G - The concentration may be biased high due to matrix interferences (i.e, co-elution) with non-target compound(s). The result should be considered estimated.

H - The analysis of pH was performed beyond the regulatory-required holding time of 15 minutes from the time of sample collection.

I - The lower value for the two columns has been reported due to obvious interference.

M - Reporting Limit (RL) exceeds the MCP CAM Reporting Limit for this analyte.

NJ - Presumptive evidence of compound. This represents an estimated concentration for Tentatively Identified Compounds (TICs), where the identification is based on a mass spectral library search.

P - The RPD between the results for the two columns exceeds the method-specified criteria.

Q - The quality control sample exceeds the associated acceptance criteria. For DOD-related projects, LCS and/or Continuing Calibration Standard exceedences are also qualified on all associated sample results. Note: This flag is not applicable for matrix spike recoveries when the sample concentration is greater than 4x the spike added or for batch duplicate RPD when the sample concentrations are less than 5x the RL. (Metals only.)

R - Analytical results are from sample re-analysis.

RE - Analytical results are from sample re-extraction.

S - Analytical results are from modified screening analysis.

J - Estimated value. The Target analyte concentration is below the quantitation limit (RL), but above the Method Detection Limit (MDL) or Estimated Detection Limit (EDL) for SPME-related analyses. This represents an estimated concentration for Tentatively Identified Compounds (TICs).

ND - Not detected at the method detection limit (MDL) for the sample, or estimated detection limit (EDL) for SPME-related analyses.

Report Format: DU Report with 'J' Qualifiers

Volatile Organics Instruments

Volatile Organics:

Instrument: Agilent 7890 GC/5975C MSD	Columns (length x ID x df):
Trap: Supelco K Trap (VOACARB 3000)	RTX-VMS 20m x 0.18mm x 1um
Concentrator: EST Encon (or equivalent)	RTX-VMS 30m x 0.25mm x 1.4um
Autosampler: EST Centurion (or equivalent)	RTX-502.2 40m x 0.18mm x 1um
Purge time: 11 min	

Volatile Organics: VPH

Instrument: Agilent 6890 (or equivalent)	Column Type: Restek RTX 502.2
Trap: Supelco K Trap (VOACARB 3000)	Column Length: 105 Meters
Concentrator: EST Encon (or equivalent)	df: 3.00 um
Autosampler: EST Centurion (or equivalent)	ID: 0.53mm

Volatile Organics: PIANO

Instrument: Agilent 7890 GC/5975C MSD	Column Type: DB-VRX
Trap: Supelco K Trap (VOACARB 3000)	Column Length: 60 Meters
Concentrator: Tekmar Velocity / EST Encon	df: 1.40 um
Autosampler: Varian Archon / EST Centurion	ID: 0.25 mm
Purge time: 11 min	Desorb: 1 min

Volatile Organics: Dissolved Gas

Instrument: Agilent 7890 (or equivalent) with FID/TCD

	Column Type: Haysep S Column
	Column Length: 2 Meters packed (100/200 mesh)
Autosampler: LEAP Headspace	Purge time: 0.6 min

Volatile Organics in Air Instruments

Volatile Organics in Air:

Instruments: Agilent 6890 GC / 5975 MSD Shimadzu QP2010-SE / QP2020

Concentrator: Entech 7100A or 7200	Column Type: Restek RTX-1
Autosampler: Entech 7016CA or 7016D	Column Length: 60 Meters
	df: 1.00 um
	ID: 0.25 mm or 0.32 mm

Trap 1: Glass Bead: manufacturer-Entech: 20 cm packing material
Trap 2: Tenax: manufacturer-Entech: 20 cm packing material

Semivolatile Organics Instruments - Westborough

Semivolatile Organics (Acid/Base/Neutral Extractables):

Instrument: Agilent 5973N MSD	Injection volume: 1 ul;2 uL LVI
Column Type: Restek RXI-5SILMS	df: 0.32 um
Column Length: 30 Meters	ID: 0.25 mm

Polynuclear Aromatic Hydrocarbons by 8270 SIM:

Instrument: Agilent 5973 MSD	Injection volume: 1 ul;2 uL LVI
Column Type: Restek RXI-5SILMS	df: 0.25 um
Column Length: 30 Meters	ID: 0.25 mm

Pesticides/PCB/Herbicides:

Instrument: Agilent 6890 w/Dual Micro ECDs	Injection Volume: 1uL
Column A: Restek RTX-CL/STX-CL	df: 0.32
Column B: Restek RTX/STX-CLPPesticide II	df: 0.25
Column Length: 30 Meters	ID: 0.32 mm

Petroleum/EPH:

Instrument: Agilent 6890 w/FID / HP 5890 w/ FID	Injection Volume: 1uL
Column: Restek RTX 5	df: 0.25
Column Length: 30 Meters	
ID: 0.32 mm	

Semivolatile Organic Instruments - Mansfield

Semivolatile Organics (ALK-PAH Extractables):

Instrument: Agilent 5973N / 5975 MSD	Injection volume: 1 ul
Column Type: ZB-5	df: 0.25 um
Column Length: 60 Meters	ID: 0.25 mm

Semivolatile Organics (8270):

Instrument: Agilent 5973N / 5975 MSD	Injection volume: 2 ul
Column Type: ZB-Semivolatiles	df: 0.25 um
Column Length: 30 Meters	ID: 0.25 mm

Semivolatile Organics (8270 SIM):

Instrument: Agilent 5973N / 5975 MSD	Injection volume: 3 ul
Column Type: ZB-5	df: 0.25 um
Column Length: 30 Meters	ID: 0.25 mm

Semivolatile Organics (1,4-Dioxane):

Instrument: Agilent 5973N / 5975 / 5977 MSD	Injection volume: 3 ul
Column Type: RTX-5	df: 0.25um, 0.18 um
Column Length: 30 Meters	ID: 0.25um, 0.18 mm

Semivolatile Organics (209 Congener):

Instrument: Agilent 5973N / 5975 MSD	Injection volume: 3 ul
Column Type: RTX-5, RTX-PCB	df: 0.25um, 0.18 um
Column Length: 60 Meters	ID: 0.25um, 0.18 mm

Semivolatile Organics (8081):

Instrument: Agilent 6890 / 7890	Injection volume: 1 ul
Column Type: RTX-5 / RTX-CLP II	df: 0.25 um
Column Length: 60 Meters	ID: 0.25 mm

Semivolatile Organics (8082):

Instrument: Agilent 6890 w/Dual Micro ECDs	Injection Volume: 1uL
Column A: Restek RTX-CL/STX-CL	df: 0.32
Column B: Restek RTX/STX-CLPPesticide II	df: 0.25
Column Length: 30 Meters	ID: 0.32 mm

Semivolatile Organics (SHC Extractables):

Instrument: Agilent 6890	Injection volume: 1 ul
Column Type: RTX-5	df: 0.25 um
Column Length: 60 Meters	ID: 0.25 mm

Sample Delivery Group Summary

Alpha Job Number : L1917200

Received : 25-APR-2019
Reviewer : Craig Green

Account Name : Barton & Loguidice, P.C
Project Number : 1153.010.001
Project Name : AMPHENOL-SUB SLAB SOIL

Delivery Information

Samples Delivered By : Alpha Courier

Chain of Custody : Present

Cooler Information

Cooler	Seal/Seal#	Preservation	Temperature(°C)	Additional Information
A	Absent/	Ice	3.7	

Condition Information

1) All samples on COC received?	**YES**
2) Extra samples received?	**NO**
3) Are there any sample container discrepancies?	**NO**
4) Are there any discrepancies between sample labels & COC?	**NO**
5) Are samples in appropriate containers for requested analysis?	**YES**
6) Are samples properly preserved for requested analysis?	**YES**
7) Are samples within holding time for requested analysis?	**YES**
8) All sampling equipment returned?	**NA**

Volatile Organics/VPH

1) Reagent Water Vials Frozen by Client?	**NA**

ALPHA ANALYTICAL LABORATORIES, INC.
LOGIN CHAIN OF CUSTODY REPORT
Apr 29 2019, 08:18 pm

Login Number: L1917200
Account: BARTON2 Barton & Loguidice, P.CProject: 1153.010.001
Received: 25APR19 Due Date: 29APR19

Sample #	Client ID	Mat	PR	Collected
L1917200-01	B1-SS1 0-6"	3	1B	25APR19 09:10
| ASP-A Package Due Date: 04/29/19				
ASP-A,NYTCL-8082-3540C,TS				
L1917200-02	B1-SS2 0-6"	3	1B	25APR19 09:30
| Package Due Date: 04/29/19				
NYTCL-8082-3540C,TS				
L1917200-03	B1-SS3 0-6"	3	1B	25APR19 09:16
| Package Due Date: 04/29/19				
NYTCL-8082-3540C,TS				
L1917200-04	B1-SS4 0-6"	3	1B	25APR19 09:37
| Package Due Date: 04/29/19				
NYTCL-8082-3540C,TS				
L1917200-05	B1-SS5 0-6"	3	1B	25APR19 09:23
| Package Due Date: 04/29/19				
NYTCL-8082-3540C,TS				
L1917200-06	B1-SS6 0-6"	3	1B	25APR19 09:43
| Package Due Date: 04/29/19				
NYTCL-8082-3540C,TS				
L1917200-07	B1-SS7 0-6"	3	1B	25APR19 09:51
| Package Due Date: 04/29/19				

ALPHA ANALYTICAL LABORATORIES, INC.
LOGIN CHAIN OF CUSTODY REPORT
Apr 29 2019, 08:18 pm

Login Number: L1917200
Account: BARTON2 Barton & Loguidice, P.CProject: 1153.010.001
Received: 25APR19 Due Date: 29APR19

Sample #	Client ID	Mat	PR	Collected
NYTCL-8082-3540C,TS				
L1917200-08	B1-SS8 0-6"	3	1B	25APR19 09:56
| Package Due Date: 04/29/19				
NYTCL-8082-3540C,TS				
L1917200-09	B5-SS1 0-6"	3	1B	25APR19 10:45
| Package Due Date: 04/29/19				
NYTCL-8082-3540C,TS				
L1917200-10	B5-SS2 0-6"	3	1B	25APR19 10:50
| Package Due Date: 04/29/19				
NYTCL-8082-3540C,TS				
L1917200-11	B5-SS3 0-6"	3	1B	25APR19 10:56
| Package Due Date: 04/29/19				
NYTCL-8082-3540C,TS				
L1917200-12	B5-SS4 0-6"	3	1B	25APR19 11:05
| Package Due Date: 04/29/19				
NYTCL-8082-3540C,TS				
L1917200-13	B5-SS5 0-6"	3	1B	25APR19 11:09
| Package Due Date: 04/29/19				
NYTCL-8082-3540C,TS				

ALPHA ANALYTICAL LABORATORIES, INC.
LOGIN CHAIN OF CUSTODY REPORT
Apr 29 2019, 08:18 pm

Login Number: L1917200
Account: BARTON2 Barton & Loguidice, P.CProject: 1153.010.001
Received: 25APR19 Due Date: 29APR19

Sample #	Client ID	Mat	PR	Collected
L1917200-14	B5-SS6 0-6"	3	1B	25APR19 11:15
| Package Due Date: 04/29/19				
NYTCL-8082-3540C,TS				
L1917200-15	B5-SS7 0-6"	3	1B	25APR19 11:26
| Package Due Date: 04/29/19				
NYTCL-8082-3540C,TS				
L1917200-16	B5-SS8 0-6"	3	1B	25APR19 11:32
| Package Due Date: 04/29/19				
NYTCL-8082-3540C,TS				
L1917200-17	B5-SS9 0-6"	3	1B	25APR19 11:39
| Package Due Date: 04/29/19				
NYTCL-8082-3540C,TS				
L1917200-18	B5-SS10 0-6"	3	1B	25APR19 11:48
| Package Due Date: 04/29/19				
NYTCL-8082-3540C,TS				
L1917200-19	B5-SS11 0-6"	3	1B	25APR19 11:56
| Package Due Date: 04/29/19				
NYTCL-8082-3540C,TS				
L1917200-20	B5-SS12 0-6"	3	1B	25APR19 12:02
| Package Due Date: 04/29/19				

ALPHA ANALYTICAL LABORATORIES, INC.
LOGIN CHAIN OF CUSTODY REPORT
Apr 29 2019, 08:18 pm

Login Number: L1917200
Account: BARTON2 Barton & Loguidice, P.CProject: 1153.010.001
Received: 25APR19 Due Date: 29APR19

Sample #	Client ID	Mat	PR	Collected
NYTCL-8082-3540C,TS				

Page 4
Logged By: Candace Fox

NEW YORK CHAIN OF CUSTODY

ALPHA

Westborough, MA 01581
8 Walkup Dr.
TEL: 508-898-9220
FAX: 508-898-9193

Mansfield, MA 02048
320 Forbes Blvd
TEL: 508-822-9300
FAX: 508-822-3288

Service Centers
Mahwah, NJ 07430: 35 Whitney Rd, Suite 5
Albany, NY 12205: 14 Walker Way
Tonawanda, NY 14150: 275 Cooper Ave, Suite 105

Page 1 of 2

Date Rec'd in Lab: 4/26/19

ALPHA Job #: L1917200

Client Information
Client: Barton + Loguidice
Address: 443 Electronics Pkwy
Liverpool NY 13088
Phone: 315-457-5200
Fax: mstrobel@
Email: barton and loguidice.com

Project Information
Project Name: Amphenol - Sub Slab Soil
Project Location: Salina, NY
Project #: 1153.010.001
(Use Project name as Project #) ☐
Project Manager: Bryce Bingeman
ALPHAQuote #:

Turn-Around Time
Standard ☐ Due Date:
Rush (only if pre approved) ☒ # of Days: 2

Deliverables
☒ ASP-A ☐ ASP-B
☐ EQuIS (1 File) ☐ EQuIS (4 File)
☐ Other

Regulatory Requirement
☐ NY TOGS ☐ NY Part 375
☐ AWQ Standards ☐ NY CP-51
☐ NY Restricted Use ☐ Other
☐ NY Unrestricted Use
☐ NYC Sewer Discharge

Billing Information
☐ Same as Client Info
PO # 1153.010.001

Disposal Site Information
Please identify below location of applicable disposal facilities.
Disposal Facility:
☐ NJ ☐ NY
☐ Other:

These samples have been previously analyzed by Alpha ☐

Other project specific requirements/comments:
CC results to: BDingeman@Bartonandloguidice.com

Please specify Metals or TAL.

Sample Filtration
☐ Done
☐ Lab to do
Preservation
☐ Lab to do
(Please Specify below)

ALPHA Lab ID (Lab Use Only)	Sample ID	Collection Date	Collection Time	Sample Matrix	Sampler's Initials	ANALYSIS: PCBs - 8082	Sample Specific Comments	Total # Bottles
17200-01	B1-551 0-6"	04/25/19	09:10	Soil	MPS	X		1
-02	B1-552 0-6"	↓	09:30	↓	↓	X		1
-03	B1-553 0-6"		09:16			X		1
-04	B1-554 0-6"		09:37			X		1
-05	B1-555 0-6"		09:23			X		1
-06	B1-556 0-6"		09:43			X		1
-07	B1-557 0-6"		09:51			X		1
-08	B1-558 0-6"		09:56			X		1
-09	B5-551 0-6"		10:45			X		1
-10	B5-552 0-6"	↓	10:50	↓	↓	X		1

Container Type: A
Preservative: A

Preservative Code:
A = None
B = HCl
C = HNO_3
D = H_2SO_4
E = NaOH
F = MeOH
G = $NaHSO_4$
H = $Na_2S_2O_3$
K/E = Zn Ac/NaOH
O = Other

Container Code
P = Plastic
A = Amber Glass
V = Vial
G = Glass
B = Bacteria Cup
C = Cube
O = Other
E = Encore
D = BOD Bottle

Westboro: Certification No: MA935
Mansfield: Certification No: MA015

Relinquished By:	Date/Time	Received By:	Date/Time
[signature]	04/25/19 16:16	[signature]	4/25/19 1650
[signature]	4/25/19 1650	[signature]	4/25/19 2100

Please print clearly, legibly and completely. Samples can not be logged in and turnaround time clock will not start until any ambiguities are resolved. BY EXECUTING THIS COC, THE CLIENT HAS READ AND AGREES TO BE BOUND BY ALPHA'S TERMS & CONDITIONS. (See reverse side.)

Form No: 01-25 HC (rev. 30-Sept-2013)

ALPHA

NEW YORK CHAIN OF CUSTODY

Westborough, MA 01581
8 Walkup Dr.
TEL: 508-898-9220
FAX: 508-898-9193

Mansfield, MA 02048
320 Forbes Blvd
TEL: 508-822-9300
FAX: 508-822-3288

Service Centers
Mahwah, NJ 07430: 35 Whitney Rd, Suite 5
Albany, NY 12205: 14 Walker Way
Tonawanda, NY 14150: 275 Cooper Ave, Suite 105

Page 2 of 2

Date Rec'd in Lab: 4/26/19

ALPHA Job #: 4917200

Project Information
Project Name: Amphenol - Sub Slab Soil
Project Location: Sidney, NY
Project #: 1153.010.001
(Use Project name as Project #) ☐
Project Manager: Bryce Dugman
ALPHAQuote #:

Turn-Around Time
Standard ☐ Due Date:
Rush (only if pre approved) ☒ # of Days: 2

Client Information
Client: Barton + Loguidice
Address: 443 Electronics Pkwy
Liverpool NY 13088
Phone: 315-457-5200
Fax: MStrodel e
Email: barton and loguidice.com

Deliverables
☒ ASP-A ☐ ASP-B
☐ EQuIS (1 File) ☐ EQuIS (4 File)
☐ Other

Regulatory Requirement
☐ NY TOGS ☐ NY Part 375
☐ AWQ Standards ☐ NY CP-51
☐ NY Restricted Use ☐ Other
☐ NY Unrestricted Use
☐ NYC Sewer Discharge

Billing Information
☐ Same as Client Info
PO #: 1153.010.001

Disposal Site Information
Please identify below location of applicable disposal facilities.
Disposal Facility:
☐ NJ ☐ NY
☐ Other:

These samples have been previously analyzed by Alpha ☐

Other project specific requirements/comments:

Please specify Metals or TAL.

ANALYSIS

Sample Filtration
☐ Done
☐ Lab to do
Preservation
☐ Lab to do
(Please Specify below)

ALPHA Lab ID (Lab Use Only)	Sample ID	Collection Date	Collection Time	Sample Matrix	Sampler's Initials	PCBs - 8082	Sample Specific Comments	Total Bottles
17200-01	B5-SS3 0-6"	04/25/19	10:56	Soil	MAS	X		1
-12	B5-SS4 0-6"	↓	11:05	↓	↓	X		1
-13	B5-SS5 0-6"	↓	11:09 ~~11:15~~	↓	↓	X		1
-14	B5-SS6 0-6"	↓	11:15	↓	↓	X		1
-15	B5-SS7 0-6"	↓	11:26	↓	↓	X		1
-16	B5-SS8 0-6"	↓	11:32	↓	↓	X		1
-17	B5-SS9 0-6"	↓	11:39	↓	↓	X		1
-18	B5-SS10 0-6"	↓	~~11:51~~ 11:48	↓	↓	X		1
-19	B5-SS11 0-6"	↓	11:56	↓	↓	X		1
-20	B5-SS12 0-6"	↓	12:02	↓	↓	X		1

Preservative Code:
A = None
B = HCl
C = HNO_3
D = H_2SO_4
E = NaOH
F = MeOH
G = $NaHSO_4$
H = $Na_2S_2O_3$
K/E = Zn Ac/NaOH
O = Other

Container Code
P = Plastic
A = Amber Glass
V = Vial
G = Glass
B = Bacteria Cup
C = Cube
O = Other
E = Encore
D = BOD Bottle

Westboro: Certification No: MA935
Mansfield: Certification No: MA015

Container Type: A
Preservative: A

Relinquished By:	Date/Time	Received By:	Date/Time
[signature]	04/25/19 16:16	[signature]	4/25/19 1650
[signature]	4/25/19 1650	[signature]	4/26/19 0100

Please print clearly, legibly and completely. Samples can not be logged in and turnaround time clock will not start until any ambiguities are resolved. BY EXECUTING THIS COC, THE CLIENT HAS READ AND AGREES TO BE BOUND BY ALPHA'S TERMS & CONDITIONS. (See reverse side.)

Form No: 01-25 HC (rev. 30-Sept-2013)

Organics

GC Extractable Analysis Polychlorinated Biphenyls (PCB)

Aroclor Sample Data

Results Summary
Form 1
Polychlorinated Biphenyls by GC

Client	: Barton & Loguidice, P.C	Lab Number	: L1917200
Project Name	: AMPHENOL-SUB SLAB SOIL	Project Number	: 1153.010.001
Lab ID	: L1917200-01	Date Collected	: 04/25/19 09:10
Client ID	: B1-SS1 0-6"	Date Received	: 04/25/19
Sample Location	: SIDNEY, NY	Date Analyzed	: 04/28/19 17:55
Sample Matrix	: SOIL	Date Extracted	: 04/26/19
Analytical Method	: 1,8082A	Dilution Factor	: 1
Lab File ID	: 12190428a-13	Analyst	: WR
Sample Amount	: 15.61 g	Instrument ID	: PEST12
Extraction Method	: EPA 3540C	GC Column	: CLP-Pesticide
Extract Volume	: 5000 uL	%Solids	: 94
GPC Cleanup	: N	Injection Volume	: 1 uL
Sulfur Cleanup	: Y		

		ug/Kg			
CAS NO.	Parameter	Results	RL	MDL	Qualifier
12674-11-2	Aroclor 1016	ND	34.0	3.02	U
11104-28-2	Aroclor 1221	ND	34.0	3.41	U
11141-16-5	Aroclor 1232	ND	34.0	7.21	U
53469-21-9	Aroclor 1242	ND	34.0	4.58	U
12672-29-6	Aroclor 1248	226	34.0	5.10	
11097-69-1	Aroclor 1254	106	34.0	3.72	
11096-82-5	Aroclor 1260	38.5	34.0	6.28	
37324-23-5	Aroclor 1262	ND	34.0	4.32	U
11100-14-4	Aroclor 1268	ND	34.0	3.52	U
1336-36-3	PCBs, Total	371	34.0	3.02	

Results Summary
Form 1
Polychlorinated Biphenyls by GC

Client	: Barton & Loguidice, P.C	Lab Number	: L1917200
Project Name	: AMPHENOL-SUB SLAB SOIL	Project Number	: 1153.010.001
Lab ID	: L1917200-02D	Date Collected	: 04/25/19 09:30
Client ID	: B1-SS2 0-6"	Date Received	: 04/25/19
Sample Location	: SIDNEY, NY	Date Analyzed	: 04/28/19 20:18
Sample Matrix	: SOIL	Date Extracted	: 04/26/19
Analytical Method	: 1,8082A	Dilution Factor	: 10
Lab File ID	: 12190428a-22	Analyst	: WR
Sample Amount	: 15.8 g	Instrument ID	: PEST12
Extraction Method	: EPA 3540C	GC Column	: CLP-Pesticide
Extract Volume	: 5000 uL	%Solids	: 94
GPC Cleanup	: N	Injection Volume	: 1 uL
Sulfur Cleanup	: Y		

		ug/Kg			
CAS NO.	Parameter	Results	RL	MDL	Qualifier
12674-11-2	Aroclor 1016	ND	336	29.8	U
11104-28-2	Aroclor 1221	ND	336	33.7	U
11141-16-5	Aroclor 1232	ND	336	71.2	U
53469-21-9	Aroclor 1242	ND	336	45.3	U
12672-29-6	Aroclor 1248	2260	336	50.4	
11097-69-1	Aroclor 1254	ND	336	36.8	U
11096-82-5	Aroclor 1260	ND	336	62.1	U
37324-23-5	Aroclor 1262	ND	336	42.7	U
11100-14-4	Aroclor 1268	ND	336	34.8	U
1336-36-3	PCBs, Total	2260	336	29.8	

Results Summary
Form 1
Polychlorinated Biphenyls by GC

Client	: Barton & Loguidice, P.C	Lab Number	: L1917200
Project Name	: AMPHENOL-SUB SLAB SOIL	Project Number	: 1153.010.001
Lab ID	: L1917200-03D	Date Collected	: 04/25/19 09:16
Client ID	: B1-SS3 0-6"	Date Received	: 04/25/19
Sample Location	: SIDNEY, NY	Date Analyzed	: 04/28/19 21:06
Sample Matrix	: SOIL	Date Extracted	: 04/26/19
Analytical Method	: 1,8082A	Dilution Factor	: 5
Lab File ID	: 12190428a-24	Analyst	: WR
Sample Amount	: 15.81 g	Instrument ID	: PEST12
Extraction Method	: EPA 3540C	GC Column	: CLP-Pesticide
Extract Volume	: 5000 uL	%Solids	: 94
GPC Cleanup	: N	Injection Volume	: 1 uL
Sulfur Cleanup	: Y		

		ug/Kg			
CAS NO.	Parameter	Results	RL	MDL	Qualifier
12674-11-2	Aroclor 1016	ND	168	15.0	U
11104-28-2	Aroclor 1221	ND	168	16.9	U
11141-16-5	Aroclor 1232	ND	168	35.7	U
53469-21-9	Aroclor 1242	ND	168	22.7	U
12672-29-6	Aroclor 1248	2310	168	25.3	
11097-69-1	Aroclor 1254	ND	168	18.4	U
11096-82-5	Aroclor 1260	ND	168	31.1	U
37324-23-5	Aroclor 1262	ND	168	21.4	U
11100-14-4	Aroclor 1268	ND	168	17.4	U
1336-36-3	PCBs, Total	2310	168	15.0	

Results Summary
Form 1
Polychlorinated Biphenyls by GC

Client	: Barton & Loguidice, P.C	Lab Number	: L1917200
Project Name	: AMPHENOL-SUB SLAB SOIL	Project Number	: 1153.010.001
Lab ID	: L1917200-04D	Date Collected	: 04/25/19 09:37
Client ID	: B1-SS4 0-6"	Date Received	: 04/25/19
Sample Location	: SIDNEY, NY	Date Analyzed	: 04/28/19 21:18
Sample Matrix	: SOIL	Date Extracted	: 04/26/19
Analytical Method	: 1,8082A	Dilution Factor	: 5
Lab File ID	: 12190428a-25	Analyst	: WR
Sample Amount	: 15.52 g	Instrument ID	: PEST12
Extraction Method	: EPA 3540C	GC Column	: CLP-Pesticide
Extract Volume	: 5000 uL	%Solids	: 95
GPC Cleanup	: N	Injection Volume	: 1 uL
Sulfur Cleanup	: Y		

		ug/Kg			
CAS NO.	Parameter	Results	RL	MDL	Qualifier
12674-11-2	Aroclor 1016	ND	169	15.0	U
11104-28-2	Aroclor 1221	ND	169	17.0	U
11141-16-5	Aroclor 1232	ND	169	35.9	U
53469-21-9	Aroclor 1242	ND	169	22.8	U
12672-29-6	Aroclor 1248	2130	169	25.4	
11097-69-1	Aroclor 1254	ND	169	18.5	U
11096-82-5	Aroclor 1260	ND	169	31.3	U
37324-23-5	Aroclor 1262	ND	169	21.5	U
11100-14-4	Aroclor 1268	ND	169	17.5	U
1336-36-3	PCBs, Total	2130	169	15.0	

Results Summary
Form 1
Polychlorinated Biphenyls by GC

Client	: Barton & Loguidice, P.C	Lab Number	: L1917200
Project Name	: AMPHENOL-SUB SLAB SOIL	Project Number	: 1153.010.001
Lab ID	: L1917200-05D	Date Collected	: 04/25/19 09:23
Client ID	: B1-SS5 0-6"	Date Received	: 04/25/19
Sample Location	: SIDNEY, NY	Date Analyzed	: 04/28/19 20:05
Sample Matrix	: SOIL	Date Extracted	: 04/26/19
Analytical Method	: 1,8082A	Dilution Factor	: 10
Lab File ID	: 12190428a-21	Analyst	: WR
Sample Amount	: 15.31 g	Instrument ID	: PEST12
Extraction Method	: EPA 3540C	GC Column	: CLP-Pesticide
Extract Volume	: 5000 uL	%Solids	: 94
GPC Cleanup	: N	Injection Volume	: 1 uL
Sulfur Cleanup	: Y		

		ug/Kg			
CAS NO.	Parameter	Results	RL	MDL	Qualifier
12674-11-2	Aroclor 1016	ND	347	30.8	U
11104-28-2	Aroclor 1221	ND	347	34.8	U
11141-16-5	Aroclor 1232	ND	347	73.6	U
53469-21-9	Aroclor 1242	ND	347	46.8	U
12672-29-6	Aroclor 1248	3200	347	52.1	
11097-69-1	Aroclor 1254	1200	347	38.0	
37324-23-5	Aroclor 1262	ND	347	44.1	U
11100-14-4	Aroclor 1268	ND	347	36.0	U

Results Summary
Form 1
Polychlorinated Biphenyls by GC

Client	: Barton & Loguidice, P.C	Lab Number	: L1917200
Project Name	: AMPHENOL-SUB SLAB SOIL	Project Number	: 1153.010.001
Lab ID	: L1917200-05D	Date Collected	: 04/25/19 09:23
Client ID	: B1-SS5 0-6"	Date Received	: 04/25/19
Sample Location	: SIDNEY, NY	Date Analyzed	: 04/28/19 20:05
Sample Matrix	: SOIL	Date Extracted	: 04/26/19
Analytical Method	: 1,8082A	Dilution Factor	: 10
Lab File ID	: 12190428a-21	Analyst	: WR
Sample Amount	: 15.31 g	Instrument ID	: PEST12
Extraction Method	: EPA 3540C	GC Column	: CLP-PesticideII
Extract Volume	: 5000 uL	%Solids	: 94
GPC Cleanup	: N	Injection Volume	: 1 uL
Sulfur Cleanup	: Y		

		ug/Kg			
CAS NO.	Parameter	Results	RL	MDL	Qualifier
11096-82-5	Aroclor 1260	253	347	64.2	J
1336-36-3	PCBs, Total	4650	347	30.8	J

Results Summary
Form 1
Polychlorinated Biphenyls by GC

Client	: Barton & Loguidice, P.C	Lab Number	: L1917200
Project Name	: AMPHENOL-SUB SLAB SOIL	Project Number	: 1153.010.001
Lab ID	: L1917200-06	Date Collected	: 04/25/19 09:43
Client ID	: B1-SS6 0-6"	Date Received	: 04/25/19
Sample Location	: SIDNEY, NY	Date Analyzed	: 04/28/19 16:53
Sample Matrix	: SOIL	Date Extracted	: 04/26/19
Analytical Method	: 1,8082A	Dilution Factor	: 1
Lab File ID	: 12190428a-08	Analyst	: WR
Sample Amount	: 15.37 g	Instrument ID	: PEST12
Extraction Method	: EPA 3540C	GC Column	: CLP-Pesticide
Extract Volume	: 5000 uL	%Solids	: 95
GPC Cleanup	: N	Injection Volume	: 1 uL
Sulfur Cleanup	: Y		

		ug/Kg			
CAS NO.	Parameter	Results	RL	MDL	Qualifier
12674-11-2	Aroclor 1016	ND	34.4	3.06	U
11104-28-2	Aroclor 1221	ND	34.4	3.45	U
11141-16-5	Aroclor 1232	ND	34.4	7.30	U
53469-21-9	Aroclor 1242	ND	34.4	4.64	U
12672-29-6	Aroclor 1248	372	34.4	5.16	
11097-69-1	Aroclor 1254	ND	34.4	3.77	U
11096-82-5	Aroclor 1260	ND	34.4	6.36	U
37324-23-5	Aroclor 1262	ND	34.4	4.37	U
11100-14-4	Aroclor 1268	ND	34.4	3.57	U
1336-36-3	PCBs, Total	372	34.4	3.06	

Results Summary
Form 1
Polychlorinated Biphenyls by GC

Client	: Barton & Loguidice, P.C	Lab Number	: L1917200
Project Name	: AMPHENOL-SUB SLAB SOIL	Project Number	: 1153.010.001
Lab ID	: L1917200-07D	Date Collected	: 04/25/19 09:51
Client ID	: B1-SS7 0-6"	Date Received	: 04/25/19
Sample Location	: SIDNEY, NY	Date Analyzed	: 04/28/19 19:53
Sample Matrix	: SOIL	Date Extracted	: 04/26/19
Analytical Method	: 1,8082A	Dilution Factor	: 20
Lab File ID	: 12190428a-20	Analyst	: WR
Sample Amount	: 15.29 g	Instrument ID	: PEST12
Extraction Method	: EPA 3540C	GC Column	: CLP-Pesticide
Extract Volume	: 5000 uL	%Solids	: 93
GPC Cleanup	: N	Injection Volume	: 1 uL
Sulfur Cleanup	: Y		

		ug/Kg			
CAS NO.	Parameter	Results	RL	MDL	Qualifier
12674-11-2	Aroclor 1016	ND	706	62.6	U
11104-28-2	Aroclor 1221	ND	706	70.7	U
11141-16-5	Aroclor 1232	ND	706	150.	U
53469-21-9	Aroclor 1242	ND	706	95.1	U
12672-29-6	Aroclor 1248	8420	706	106.	
11097-69-1	Aroclor 1254	ND	706	77.2	U
11096-82-5	Aroclor 1260	ND	706	130.	U
37324-23-5	Aroclor 1262	ND	706	89.6	U
11100-14-4	Aroclor 1268	ND	706	73.1	U
1336-36-3	PCBs, Total	8420	706	62.6	

Results Summary
Form 1
Polychlorinated Biphenyls by GC

Client	: Barton & Loguidice, P.C	Lab Number	: L1917200
Project Name	: AMPHENOL-SUB SLAB SOIL	Project Number	: 1153.010.001
Lab ID	: L1917200-08D	Date Collected	: 04/25/19 09:56
Client ID	: B1-SS8 0-6"	Date Received	: 04/25/19
Sample Location	: SIDNEY, NY	Date Analyzed	: 04/28/19 22:05
Sample Matrix	: SOIL	Date Extracted	: 04/26/19
Analytical Method	: 1,8082A	Dilution Factor	: 10
Lab File ID	: P7190428a-23	Analyst	: WR
Sample Amount	: 15.39 g	Instrument ID	: PEST7
Extraction Method	: EPA 3540C	GC Column	: CLP-Pesticide
Extract Volume	: 5000 uL	%Solids	: 93
GPC Cleanup	: N	Injection Volume	: 1 uL
Sulfur Cleanup	: Y		

		ug/Kg			
CAS NO.	Parameter	Results	RL	MDL	Qualifier
12674-11-2	Aroclor 1016	ND	351	31.2	U
11104-28-2	Aroclor 1221	ND	351	35.2	U
11141-16-5	Aroclor 1232	ND	351	74.5	U
53469-21-9	Aroclor 1242	ND	351	47.3	U
11097-69-1	Aroclor 1254	ND	351	38.4	U
11096-82-5	Aroclor 1260	ND	351	64.9	U
37324-23-5	Aroclor 1262	ND	351	44.6	U
11100-14-4	Aroclor 1268	ND	351	36.4	U

Results Summary
Form 1
Polychlorinated Biphenyls by GC

Client	: Barton & Loguidice, P.C	Lab Number	: L1917200
Project Name	: AMPHENOL-SUB SLAB SOIL	Project Number	: 1153.010.001
Lab ID	: L1917200-08D	Date Collected	: 04/25/19 09:56
Client ID	: B1-SS8 0-6"	Date Received	: 04/25/19
Sample Location	: SIDNEY, NY	Date Analyzed	: 04/28/19 22:05
Sample Matrix	: SOIL	Date Extracted	: 04/26/19
Analytical Method	: 1,8082A	Dilution Factor	: 10
Lab File ID	: P7190428a-23	Analyst	: WR
Sample Amount	: 15.39 g	Instrument ID	: PEST7
Extraction Method	: EPA 3540C	GC Column	: CLP-PesticideII
Extract Volume	: 5000 uL	%Solids	: 93
GPC Cleanup	: N	Injection Volume	: 1 uL
Sulfur Cleanup	: Y		

		ug/Kg			
CAS NO.	Parameter	Results	RL	MDL	Qualifier
12672-29-6	Aroclor 1248	2150	351	52.7	
1336-36-3	PCBs, Total	2150	351	31.2	

Results Summary
Form 1
Polychlorinated Biphenyls by GC

Client	: Barton & Loguidice, P.C	Lab Number	: L1917200
Project Name	: AMPHENOL-SUB SLAB SOIL	Project Number	: 1153.010.001
Lab ID	: L1917200-09	Date Collected	: 04/25/19 10:45
Client ID	: B5-SS1 0-6"	Date Received	: 04/25/19
Sample Location	: SIDNEY, NY	Date Analyzed	: 04/28/19 17:18
Sample Matrix	: SOIL	Date Extracted	: 04/26/19
Analytical Method	: 1,8082A	Dilution Factor	: 1
Lab File ID	: 12190428a-10	Analyst	: WR
Sample Amount	: 15.41 g	Instrument ID	: PEST12
Extraction Method	: EPA 3540C	GC Column	: CLP-Pesticide
Extract Volume	: 5000 uL	%Solids	: 88
GPC Cleanup	: N	Injection Volume	: 1 uL
Sulfur Cleanup	: Y		

		ug/Kg			
CAS NO.	Parameter	Results	RL	MDL	Qualifier
12674-11-2	Aroclor 1016	ND	37.1	3.29	U
11104-28-2	Aroclor 1221	ND	37.1	3.72	U
11141-16-5	Aroclor 1232	ND	37.1	7.86	U
53469-21-9	Aroclor 1242	ND	37.1	5.00	U
12672-29-6	Aroclor 1248	423	37.1	5.56	
11097-69-1	Aroclor 1254	ND	37.1	4.06	U
11096-82-5	Aroclor 1260	ND	37.1	6.85	U
37324-23-5	Aroclor 1262	ND	37.1	4.71	U
11100-14-4	Aroclor 1268	ND	37.1	3.84	U
1336-36-3	PCBs, Total	423	37.1	3.29	

Results Summary
Form 1
Polychlorinated Biphenyls by GC

Client	: Barton & Loguidice, P.C	Lab Number	: L1917200
Project Name	: AMPHENOL-SUB SLAB SOIL	Project Number	: 1153.010.001
Lab ID	: L1917200-10D	Date Collected	: 04/25/19 10:50
Client ID	: B5-SS2 0-6"	Date Received	: 04/25/19
Sample Location	: SIDNEY, NY	Date Analyzed	: 04/29/19 15:33
Sample Matrix	: SOIL	Date Extracted	: 04/26/19
Analytical Method	: 1,8082A	Dilution Factor	: 20
Lab File ID	: P7190429a-07	Analyst	: WR
Sample Amount	: 15.49 g	Instrument ID	: PEST7
Extraction Method	: EPA 3540C	GC Column	: CLP-Pesticide
Extract Volume	: 5000 uL	%Solids	: 95
GPC Cleanup	: N	Injection Volume	: 1 uL
Sulfur Cleanup	: Y		

		ug/Kg			
CAS NO.	Parameter	Results	RL	MDL	Qualifier
12674-11-2	Aroclor 1016	ND	677	60.2	U
11104-28-2	Aroclor 1221	ND	677	67.9	U
11141-16-5	Aroclor 1232	ND	677	144.	U
53469-21-9	Aroclor 1242	ND	677	91.3	U
11097-69-1	Aroclor 1254	ND	677	74.1	U
11096-82-5	Aroclor 1260	ND	677	125.	U
37324-23-5	Aroclor 1262	ND	677	86.0	U
11100-14-4	Aroclor 1268	ND	677	70.2	U

Results Summary
Form 1
Polychlorinated Biphenyls by GC

Client	: Barton & Loguidice, P.C	Lab Number	: L1917200
Project Name	: AMPHENOL-SUB SLAB SOIL	Project Number	: 1153.010.001
Lab ID	: L1917200-10D	Date Collected	: 04/25/19 10:50
Client ID	: B5-SS2 0-6"	Date Received	: 04/25/19
Sample Location	: SIDNEY, NY	Date Analyzed	: 04/29/19 15:33
Sample Matrix	: SOIL	Date Extracted	: 04/26/19
Analytical Method	: 1,8082A	Dilution Factor	: 20
Lab File ID	: P7190429a-07	Analyst	: WR
Sample Amount	: 15.49 g	Instrument ID	: PEST7
Extraction Method	: EPA 3540C	GC Column	: CLP-PesticideII
Extract Volume	: 5000 uL	%Solids	: 95
GPC Cleanup	: N	Injection Volume	: 1 uL
Sulfur Cleanup	: Y		

		ug/Kg			
CAS NO.	Parameter	Results	RL	MDL	Qualifier
12672-29-6	Aroclor 1248	1360	677	102.	
1336-36-3	PCBs, Total	1360	677	60.2	

Results Summary
Form 1
Polychlorinated Biphenyls by GC

Client	: Barton & Loguidice, P.C	Lab Number	: L1917200
Project Name	: AMPHENOL-SUB SLAB SOIL	Project Number	: 1153.010.001
Lab ID	: L1917200-11	Date Collected	: 04/25/19 10:56
Client ID	: B5-SS3 0-6"	Date Received	: 04/25/19
Sample Location	: SIDNEY, NY	Date Analyzed	: 04/28/19 17:30
Sample Matrix	: SOIL	Date Extracted	: 04/26/19
Analytical Method	: 1,8082A	Dilution Factor	: 1
Lab File ID	: 12190428a-11	Analyst	: WR
Sample Amount	: 15.87 g	Instrument ID	: PEST12
Extraction Method	: EPA 3540C	GC Column	: CLP-Pesticide
Extract Volume	: 5000 uL	%Solids	: 93
GPC Cleanup	: N	Injection Volume	: 1 uL
Sulfur Cleanup	: Y		

		ug/Kg			
CAS NO.	Parameter	Results	RL	MDL	Qualifier
12674-11-2	Aroclor 1016	ND	33.9	3.01	U
11104-28-2	Aroclor 1221	ND	33.9	3.39	U
11141-16-5	Aroclor 1232	ND	33.9	7.18	U
53469-21-9	Aroclor 1242	ND	33.9	4.57	U
12672-29-6	Aroclor 1248	14.8	33.9	5.08	J
11097-69-1	Aroclor 1254	ND	33.9	3.71	U
11096-82-5	Aroclor 1260	ND	33.9	6.26	U
37324-23-5	Aroclor 1262	ND	33.9	4.30	U
11100-14-4	Aroclor 1268	ND	33.9	3.51	U
1336-36-3	PCBs, Total	14.8	33.9	3.01	J

Results Summary
Form 1
Polychlorinated Biphenyls by GC

Client	: Barton & Loguidice, P.C	Lab Number	: L1917200
Project Name	: AMPHENOL-SUB SLAB SOIL	Project Number	: 1153.010.001
Lab ID	: L1917200-12D	Date Collected	: 04/25/19 11:05
Client ID	: B5-SS4 0-6"	Date Received	: 04/25/19
Sample Location	: SIDNEY, NY	Date Analyzed	: 04/28/19 19:01
Sample Matrix	: SOIL	Date Extracted	: 04/26/19
Analytical Method	: 1,8082A	Dilution Factor	: 40000
Lab File ID	: P7190428a-12	Analyst	: WR
Sample Amount	: 15.57 g	Instrument ID	: PEST7
Extraction Method	: EPA 3540C	GC Column	: CLP-Pesticide
Extract Volume	: 5000 uL	%Solids	: 94
GPC Cleanup	: N	Injection Volume	: 1 uL
Sulfur Cleanup	: Y		

		ug/Kg			
CAS NO.	Parameter	Results	RL	MDL	Qualifier
12674-11-2	Aroclor 1016	ND	1360000	121000	U
11104-28-2	Aroclor 1221	ND	1360000	137000	U
11141-16-5	Aroclor 1232	ND	1360000	289000	U
53469-21-9	Aroclor 1242	ND	1360000	184000	U
12672-29-6	Aroclor 1248	7250000	1360000	204000	
11097-69-1	Aroclor 1254	ND	1360000	149000	U
11096-82-5	Aroclor 1260	ND	1360000	252000	U
37324-23-5	Aroclor 1262	ND	1360000	173000	U
11100-14-4	Aroclor 1268	ND	1360000	141000	U
1336-36-3	PCBs, Total	7250000	1360000	121000	

Results Summary
Form 1
Polychlorinated Biphenyls by GC

Client	: Barton & Loguidice, P.C	Lab Number	: L1917200
Project Name	: AMPHENOL-SUB SLAB SOIL	Project Number	: 1153.010.001
Lab ID	: L1917200-13D	Date Collected	: 04/25/19 11:09
Client ID	: B5-SS5 0-6"	Date Received	: 04/25/19
Sample Location	: SIDNEY, NY	Date Analyzed	: 04/28/19 19:14
Sample Matrix	: SOIL	Date Extracted	: 04/26/19
Analytical Method	: 1,8082A	Dilution Factor	: 40000
Lab File ID	: P7190428a-13	Analyst	: WR
Sample Amount	: 15.79 g	Instrument ID	: PEST7
Extraction Method	: EPA 3540C	GC Column	: CLP-Pesticide
Extract Volume	: 5000 uL	%Solids	: 90
GPC Cleanup	: N	Injection Volume	: 1 uL
Sulfur Cleanup	: Y		

		ug/Kg			
CAS NO.	Parameter	Results	RL	MDL	Qualifier
12674-11-2	Aroclor 1016	ND	1400000	125000	U
11104-28-2	Aroclor 1221	ND	1400000	141000	U
11141-16-5	Aroclor 1232	ND	1400000	298000	U
53469-21-9	Aroclor 1242	ND	1400000	190000	U
11097-69-1	Aroclor 1254	ND	1400000	154000	U
11096-82-5	Aroclor 1260	ND	1400000	260000	U
37324-23-5	Aroclor 1262	ND	1400000	178000	U
11100-14-4	Aroclor 1268	ND	1400000	146000	U

Results Summary
Form 1
Polychlorinated Biphenyls by GC

Client	: Barton & Loguidice, P.C	Lab Number	: L1917200
Project Name	: AMPHENOL-SUB SLAB SOIL	Project Number	: 1153.010.001
Lab ID	: L1917200-13D	Date Collected	: 04/25/19 11:09
Client ID	: B5-SS5 0-6"	Date Received	: 04/25/19
Sample Location	: SIDNEY, NY	Date Analyzed	: 04/28/19 19:14
Sample Matrix	: SOIL	Date Extracted	: 04/26/19
Analytical Method	: 1,8082A	Dilution Factor	: 40000
Lab File ID	: P7190428a-13	Analyst	: WR
Sample Amount	: 15.79 g	Instrument ID	: PEST7
Extraction Method	: EPA 3540C	GC Column	: CLP-PesticideII
Extract Volume	: 5000 uL	%Solids	: 90
GPC Cleanup	: N	Injection Volume	: 1 uL
Sulfur Cleanup	: Y		

		ug/Kg			
CAS NO.	Parameter	Results	RL	MDL	Qualifier
12672-29-6	Aroclor 1248	16000000	1400000	211000	
1336-36-3	PCBs, Total	16000000	1400000	125000	

Results Summary
Form 1
Polychlorinated Biphenyls by GC

Client	: Barton & Loguidice, P.C	Lab Number	: L1917200
Project Name	: AMPHENOL-SUB SLAB SOIL	Project Number	: 1153.010.001
Lab ID	: L1917200-14D	Date Collected	: 04/25/19 11:15
Client ID	: B5-SS6 0-6"	Date Received	: 04/25/19
Sample Location	: SIDNEY, NY	Date Analyzed	: 04/28/19 16:32
Sample Matrix	: SOIL	Date Extracted	: 04/26/19
Analytical Method	: 1,8082A	Dilution Factor	: 50000
Lab File ID	: P7190428a-08	Analyst	: WR
Sample Amount	: 15.31 g	Instrument ID	: PEST7
Extraction Method	: EPA 3540C	GC Column	: CLP-Pesticide
Extract Volume	: 5000 uL	%Solids	: 93
GPC Cleanup	: N	Injection Volume	: 1 uL
Sulfur Cleanup	: Y		

		ug/Kg			
CAS NO.	Parameter	Results	RL	MDL	Qualifier
12674-11-2	Aroclor 1016	ND	1750000	155000	U
11104-28-2	Aroclor 1221	ND	1750000	175000	U
11141-16-5	Aroclor 1232	ND	1750000	371000	U
53469-21-9	Aroclor 1242	ND	1750000	236000	U
11097-69-1	Aroclor 1254	ND	1750000	191000	U
11096-82-5	Aroclor 1260	ND	1750000	323000	U
37324-23-5	Aroclor 1262	ND	1750000	222000	U
11100-14-4	Aroclor 1268	ND	1750000	181000	U

Results Summary
Form 1
Polychlorinated Biphenyls by GC

Client	: Barton & Loguidice, P.C	Lab Number	: L1917200
Project Name	: AMPHENOL-SUB SLAB SOIL	Project Number	: 1153.010.001
Lab ID	: L1917200-14D	Date Collected	: 04/25/19 11:15
Client ID	: B5-SS6 0-6"	Date Received	: 04/25/19
Sample Location	: SIDNEY, NY	Date Analyzed	: 04/28/19 16:32
Sample Matrix	: SOIL	Date Extracted	: 04/26/19
Analytical Method	: 1,8082A	Dilution Factor	: 50000
Lab File ID	: P7190428a-08	Analyst	: WR
Sample Amount	: 15.31 g	Instrument ID	: PEST7
Extraction Method	: EPA 3540C	GC Column	: CLP-PesticideII
Extract Volume	: 5000 uL	%Solids	: 93
GPC Cleanup	: N	Injection Volume	: 1 uL
Sulfur Cleanup	: Y		

		ug/Kg			
CAS NO.	Parameter	Results	RL	MDL	Qualifier
12672-29-6	Aroclor 1248	10700000	1750000	262000	
1336-36-3	PCBs, Total	10700000	1750000	155000	

Results Summary
Form 1
Polychlorinated Biphenyls by GC

Client	: Barton & Loguidice, P.C	Lab Number	: L1917200
Project Name	: AMPHENOL-SUB SLAB SOIL	Project Number	: 1153.010.001
Lab ID	: L1917200-15D	Date Collected	: 04/25/19 11:26
Client ID	: B5-SS7 0-6"	Date Received	: 04/25/19
Sample Location	: SIDNEY, NY	Date Analyzed	: 04/28/19 21:31
Sample Matrix	: SOIL	Date Extracted	: 04/26/19
Analytical Method	: 1,8082A	Dilution Factor	: 10000
Lab File ID	: 12190428a-26	Analyst	: WR
Sample Amount	: 15.54 g	Instrument ID	: PEST12
Extraction Method	: EPA 3540C	GC Column	: CLP-Pesticide
Extract Volume	: 5000 uL	%Solids	: 92
GPC Cleanup	: N	Injection Volume	: 1 uL
Sulfur Cleanup	: Y		

		ug/Kg			
CAS NO.	Parameter	Results	RL	MDL	Qualifier
12674-11-2	Aroclor 1016	ND	350000	31100	U
11104-28-2	Aroclor 1221	ND	350000	35100	U
11141-16-5	Aroclor 1232	ND	350000	74300	U
53469-21-9	Aroclor 1242	ND	350000	47200	U
12672-29-6	Aroclor 1248	3340000	350000	52600	
11097-69-1	Aroclor 1254	ND	350000	38300	U
11096-82-5	Aroclor 1260	ND	350000	64800	U
37324-23-5	Aroclor 1262	ND	350000	44500	U
11100-14-4	Aroclor 1268	ND	350000	36300	U
1336-36-3	PCBs, Total	3340000	350000	31100	

Results Summary
Form 1
Polychlorinated Biphenyls by GC

Client	: Barton & Loguidice, P.C	Lab Number	: L1917200
Project Name	: AMPHENOL-SUB SLAB SOIL	Project Number	: 1153.010.001
Lab ID	: L1917200-16D	Date Collected	: 04/25/19 11:32
Client ID	: B5-SS8 0-6"	Date Received	: 04/25/19
Sample Location	: SIDNEY, NY	Date Analyzed	: 04/29/19 16:14
Sample Matrix	: SOIL	Date Extracted	: 04/26/19
Analytical Method	: 1,8082A	Dilution Factor	: 200
Lab File ID	: P7190429a-09	Analyst	: WR
Sample Amount	: 15.67 g	Instrument ID	: PEST7
Extraction Method	: EPA 3540C	GC Column	: CLP-Pesticide
Extract Volume	: 5000 uL	%Solids	: 82
GPC Cleanup	: N	Injection Volume	: 1 uL
Sulfur Cleanup	: Y		

		ug/Kg			
CAS NO.	Parameter	Results	RL	MDL	Qualifier
12674-11-2	Aroclor 1016	ND	7740	688.	U
11104-28-2	Aroclor 1221	ND	7740	776.	U
11141-16-5	Aroclor 1232	ND	7740	1640	U
53469-21-9	Aroclor 1242	ND	7740	1040	U
11097-69-1	Aroclor 1254	ND	7740	847.	U
11096-82-5	Aroclor 1260	ND	7740	1430	U
37324-23-5	Aroclor 1262	ND	7740	984.	U
11100-14-4	Aroclor 1268	ND	7740	802.	U

Results Summary
Form 1
Polychlorinated Biphenyls by GC

Client	: Barton & Loguidice, P.C	Lab Number	: L1917200
Project Name	: AMPHENOL-SUB SLAB SOIL	Project Number	: 1153.010.001
Lab ID	: L1917200-16D	Date Collected	: 04/25/19 11:32
Client ID	: B5-SS8 0-6"	Date Received	: 04/25/19
Sample Location	: SIDNEY, NY	Date Analyzed	: 04/29/19 16:14
Sample Matrix	: SOIL	Date Extracted	: 04/26/19
Analytical Method	: 1,8082A	Dilution Factor	: 200
Lab File ID	: P7190429a-09	Analyst	: WR
Sample Amount	: 15.67 g	Instrument ID	: PEST7
Extraction Method	: EPA 3540C	GC Column	: CLP-PesticideII
Extract Volume	: 5000 uL	%Solids	: 82
GPC Cleanup	: N	Injection Volume	: 1 uL
Sulfur Cleanup	: Y		

		ug/Kg			
CAS NO.	Parameter	Results	RL	MDL	Qualifier
12672-29-6	Aroclor 1248	60600	7740	1160	
1336-36-3	PCBs, Total	60600	7740	688.	

Results Summary
Form 1
Polychlorinated Biphenyls by GC

Client	: Barton & Loguidice, P.C	Lab Number	: L1917200
Project Name	: AMPHENOL-SUB SLAB SOIL	Project Number	: 1153.010.001
Lab ID	: L1917200-17D	Date Collected	: 04/25/19 11:39
Client ID	: B5-SS9 0-6"	Date Received	: 04/25/19
Sample Location	: SIDNEY, NY	Date Analyzed	: 04/28/19 20:30
Sample Matrix	: SOIL	Date Extracted	: 04/26/19
Analytical Method	: 1,8082A	Dilution Factor	: 10000
Lab File ID	: P7190428a-16	Analyst	: WR
Sample Amount	: 15.27 g	Instrument ID	: PEST7
Extraction Method	: EPA 3540C	GC Column	: CLP-Pesticide
Extract Volume	: 5000 uL	%Solids	: 92
GPC Cleanup	: N	Injection Volume	: 1 uL
Sulfur Cleanup	: Y		

		ug/Kg			
CAS NO.	Parameter	Results	RL	MDL	Qualifier
12674-11-2	Aroclor 1016	ND	356000	31600	U
11104-28-2	Aroclor 1221	ND	356000	35600	U
11141-16-5	Aroclor 1232	ND	356000	75400	U
53469-21-9	Aroclor 1242	ND	356000	47900	U
12672-29-6	Aroclor 1248	1460000	356000	53300	
11097-69-1	Aroclor 1254	ND	356000	38900	U
11096-82-5	Aroclor 1260	ND	356000	65700	U
37324-23-5	Aroclor 1262	ND	356000	45200	U
11100-14-4	Aroclor 1268	ND	356000	36800	U
1336-36-3	PCBs, Total	1460000	356000	31600	

Results Summary
Form 1
Polychlorinated Biphenyls by GC

Client	: Barton & Loguidice, P.C	Lab Number	: L1917200
Project Name	: AMPHENOL-SUB SLAB SOIL	Project Number	: 1153.010.001
Lab ID	: L1917200-18D	Date Collected	: 04/25/19 11:48
Client ID	: B5-SS10 0-6"	Date Received	: 04/25/19
Sample Location	: SIDNEY, NY	Date Analyzed	: 04/28/19 22:48
Sample Matrix	: SOIL	Date Extracted	: 04/26/19
Analytical Method	: 1,8082A	Dilution Factor	: 10
Lab File ID	: P7190428a-25	Analyst	: WR
Sample Amount	: 15.24 g	Instrument ID	: PEST7
Extraction Method	: EPA 3540C	GC Column	: CLP-Pesticide
Extract Volume	: 5000 uL	%Solids	: 91
GPC Cleanup	: N	Injection Volume	: 1 uL
Sulfur Cleanup	: Y		

		ug/Kg			
CAS NO.	Parameter	Results	RL	MDL	Qualifier
12674-11-2	Aroclor 1016	ND	361	32.1	U
11104-28-2	Aroclor 1221	ND	361	36.2	U
11141-16-5	Aroclor 1232	ND	361	76.6	U
53469-21-9	Aroclor 1242	ND	361	48.7	U
11097-69-1	Aroclor 1254	ND	361	39.5	U
11096-82-5	Aroclor 1260	ND	361	66.8	U
37324-23-5	Aroclor 1262	ND	361	45.9	U
11100-14-4	Aroclor 1268	ND	361	37.4	U

Results Summary
Form 1
Polychlorinated Biphenyls by GC

Client	: Barton & Loguidice, P.C	Lab Number	: L1917200
Project Name	: AMPHENOL-SUB SLAB SOIL	Project Number	: 1153.010.001
Lab ID	: L1917200-18D	Date Collected	: 04/25/19 11:48
Client ID	: B5-SS10 0-6"	Date Received	: 04/25/19
Sample Location	: SIDNEY, NY	Date Analyzed	: 04/28/19 22:48
Sample Matrix	: SOIL	Date Extracted	: 04/26/19
Analytical Method	: 1,8082A	Dilution Factor	: 10
Lab File ID	: P7190428a-25	Analyst	: WR
Sample Amount	: 15.24 g	Instrument ID	: PEST7
Extraction Method	: EPA 3540C	GC Column	: CLP-PesticideII
Extract Volume	: 5000 uL	%Solids	: 91
GPC Cleanup	: N	Injection Volume	: 1 uL
Sulfur Cleanup	: Y		

		ug/Kg			
CAS NO.	Parameter	Results	RL	MDL	Qualifier
12672-29-6	Aroclor 1248	3220	361	54.2	
1336-36-3	PCBs, Total	3220	361	32.1	

Results Summary
Form 1
Polychlorinated Biphenyls by GC

Client	: Barton & Loguidice, P.C	Lab Number	: L1917200
Project Name	: AMPHENOL-SUB SLAB SOIL	Project Number	: 1153.010.001
Lab ID	: L1917200-19D	Date Collected	: 04/25/19 11:56
Client ID	: B5-SS11 0-6"	Date Received	: 04/25/19
Sample Location	: SIDNEY, NY	Date Analyzed	: 04/28/19 23:14
Sample Matrix	: SOIL	Date Extracted	: 04/26/19
Analytical Method	: 1,8082A	Dilution Factor	: 20
Lab File ID	: P7190428a-27	Analyst	: WR
Sample Amount	: 15.16 g	Instrument ID	: PEST7
Extraction Method	: EPA 3540C	GC Column	: CLP-Pesticide
Extract Volume	: 5000 uL	%Solids	: 93
GPC Cleanup	: N	Injection Volume	: 1 uL
Sulfur Cleanup	: Y		

		ug/Kg			
CAS NO.	Parameter	Results	RL	MDL	Qualifier
12674-11-2	Aroclor 1016	ND	713	63.3	U
11104-28-2	Aroclor 1221	ND	713	71.4	U
11141-16-5	Aroclor 1232	ND	713	151.	U
53469-21-9	Aroclor 1242	ND	713	96.1	U
11097-69-1	Aroclor 1254	ND	713	78.0	U
11096-82-5	Aroclor 1260	ND	713	132.	U
37324-23-5	Aroclor 1262	ND	713	90.6	U
11100-14-4	Aroclor 1268	ND	713	73.9	U

Results Summary
Form 1
Polychlorinated Biphenyls by GC

Client	: Barton & Loguidice, P.C	Lab Number	: L1917200
Project Name	: AMPHENOL-SUB SLAB SOIL	Project Number	: 1153.010.001
Lab ID	: L1917200-19D	Date Collected	: 04/25/19 11:56
Client ID	: B5-SS11 0-6"	Date Received	: 04/25/19
Sample Location	: SIDNEY, NY	Date Analyzed	: 04/28/19 23:14
Sample Matrix	: SOIL	Date Extracted	: 04/26/19
Analytical Method	: 1,8082A	Dilution Factor	: 20
Lab File ID	: P7190428a-27	Analyst	: WR
Sample Amount	: 15.16 g	Instrument ID	: PEST7
Extraction Method	: EPA 3540C	GC Column	: CLP-PesticideII
Extract Volume	: 5000 uL	%Solids	: 93
GPC Cleanup	: N	Injection Volume	: 1 uL
Sulfur Cleanup	: Y		

		ug/Kg			
CAS NO.	Parameter	Results	RL	MDL	Qualifier
12672-29-6	Aroclor 1248	7000	713	107.	
1336-36-3	PCBs, Total	7000	713	63.3	

Results Summary
Form 1
Polychlorinated Biphenyls by GC

Client	: Barton & Loguidice, P.C	Lab Number	: L1917200
Project Name	: AMPHENOL-SUB SLAB SOIL	Project Number	: 1153.010.001
Lab ID	: L1917200-20D	Date Collected	: 04/25/19 12:02
Client ID	: B5-SS12 0-6"	Date Received	: 04/25/19
Sample Location	: SIDNEY, NY	Date Analyzed	: 04/28/19 23:01
Sample Matrix	: SOIL	Date Extracted	: 04/26/19
Analytical Method	: 1,8082A	Dilution Factor	: 10
Lab File ID	: P7190428a-26	Analyst	: WR
Sample Amount	: 15.52 g	Instrument ID	: PEST7
Extraction Method	: EPA 3540C	GC Column	: CLP-Pesticide
Extract Volume	: 5000 uL	%Solids	: 94
GPC Cleanup	: N	Injection Volume	: 1 uL
Sulfur Cleanup	: Y		

		ug/Kg			
CAS NO.	Parameter	Results	RL	MDL	Qualifier
12674-11-2	Aroclor 1016	ND	344	30.5	U
11104-28-2	Aroclor 1221	ND	344	34.4	U
11141-16-5	Aroclor 1232	ND	344	72.9	U
53469-21-9	Aroclor 1242	ND	344	46.3	U
11097-69-1	Aroclor 1254	ND	344	37.6	U
11096-82-5	Aroclor 1260	ND	344	63.5	U
37324-23-5	Aroclor 1262	ND	344	43.7	U
11100-14-4	Aroclor 1268	ND	344	35.6	U

Results Summary
Form 1
Polychlorinated Biphenyls by GC

Client	: Barton & Loguidice, P.C	Lab Number	: L1917200
Project Name	: AMPHENOL-SUB SLAB SOIL	Project Number	: 1153.010.001
Lab ID	: L1917200-20D	Date Collected	: 04/25/19 12:02
Client ID	: B5-SS12 0-6"	Date Received	: 04/25/19
Sample Location	: SIDNEY, NY	Date Analyzed	: 04/28/19 23:01
Sample Matrix	: SOIL	Date Extracted	: 04/26/19
Analytical Method	: 1,8082A	Dilution Factor	: 10
Lab File ID	: P7190428a-26	Analyst	: WR
Sample Amount	: 15.52 g	Instrument ID	: PEST7
Extraction Method	: EPA 3540C	GC Column	: CLP-PesticideII
Extract Volume	: 5000 uL	%Solids	: 94
GPC Cleanup	: N	Injection Volume	: 1 uL
Sulfur Cleanup	: Y		

		ug/Kg			
CAS NO.	Parameter	Results	RL	MDL	Qualifier
12672-29-6	Aroclor 1248	2860	344	51.6	
1336-36-3	PCBs, Total	2860	344	30.5	

Results Summary
Form 1
Polychlorinated Biphenyls by GC

Client	: Barton & Loguidice, P.C	Lab Number	: L1917200
Project Name	: AMPHENOL-SUB SLAB SOIL	Project Number	: 1153.010.001
Lab ID	: WG1230625-1	Date Collected	: NA
Client ID	: WG1230625-1BLANK	Date Received	: NA
Sample Location	:	Date Analyzed	: 04/28/19 18:32
Sample Matrix	: SOIL	Date Extracted	: 04/26/19
Analytical Method	: 1,8082A	Dilution Factor	: 1
Lab File ID	: 12190428a-16	Analyst	: WR
Sample Amount	: 15.92 g	Instrument ID	: PEST12
Extraction Method	: EPA 3540C	GC Column	: CLP-Pesticide
Extract Volume	: 5000 uL	%Solids	: NA
GPC Cleanup	: N	Injection Volume	: 1 uL
Sulfur Cleanup	: Y		

		ug/Kg			
CAS NO.	Parameter	Results	RL	MDL	Qualifier
12674-11-2	Aroclor 1016	ND	31.4	2.79	U
11104-28-2	Aroclor 1221	ND	31.4	3.15	U
11141-16-5	Aroclor 1232	ND	31.4	6.66	U
53469-21-9	Aroclor 1242	ND	31.4	4.23	U
12672-29-6	Aroclor 1248	ND	31.4	4.71	U
11097-69-1	Aroclor 1254	ND	31.4	3.44	U
11096-82-5	Aroclor 1260	ND	31.4	5.80	U
37324-23-5	Aroclor 1262	ND	31.4	3.99	U
11100-14-4	Aroclor 1268	ND	31.4	3.25	U
1336-36-3	PCBs, Total	ND	31.4	2.79	U

Wet Chemistry

Total Solids / Percent Moisture Analysis

Results

Form 1
WETCHEM

Client	: Barton & Loguidice, P.C	Lab Number	: L1917200
Project Name	: AMPHENOL-SUB SLAB SOIL	Project Number	: 1153.010.001
Lab ID	: L1917200-01	Date Collected	: 04/25/19 09:10
Client ID	: B1-SS1 0-6"	Date Received	: 04/25/19
Sample Location	: SIDNEY, NY	Date Analyzed	: 04/26/19 03:13
Sample Matrix	: SOIL	Dilution Factor	: 1
Analytical Method	: 121,2540G	Analyst	: YA
Lab File ID	: WG1230508.pdf	Instrument ID	: BALANCE#47
Sample Amount	:	%Solids	: 94
Digestion Method	:	Date Digested	:

		%			
CAS NO.	Parameter	Results	RL	MDL	Qualifier
NONE	Solids, Total	94.2	0.100	NA	

Form 1
WETCHEM

Client	: Barton & Loguidice, P.C	Lab Number	: L1917200
Project Name	: AMPHENOL-SUB SLAB SOIL	Project Number	: 1153.010.001
Lab ID	: L1917200-02	Date Collected	: 04/25/19 09:30
Client ID	: B1-SS2 0-6"	Date Received	: 04/25/19
Sample Location	: SIDNEY, NY	Date Analyzed	: 04/26/19 03:13
Sample Matrix	: SOIL	Dilution Factor	: 1
Analytical Method	: 121,2540G	Analyst	: YA
Lab File ID	: WG1230508.pdf	Instrument ID	: BALANCE#47
Sample Amount	:	%Solids	: 94
Digestion Method	:	Date Digested	:

		%			
CAS NO.	Parameter	Results	RL	MDL	Qualifier
NONE	Solids, Total	94.2	0.100	NA	

Form 1
WETCHEM

Client	: Barton & Loguidice, P.C	Lab Number	: L1917200
Project Name	: AMPHENOL-SUB SLAB SOIL	Project Number	: 1153.010.001
Lab ID	: L1917200-03	Date Collected	: 04/25/19 09:16
Client ID	: B1-SS3 0-6"	Date Received	: 04/25/19
Sample Location	: SIDNEY, NY	Date Analyzed	: 04/26/19 03:13
Sample Matrix	: SOIL	Dilution Factor	: 1
Analytical Method	: 121,2540G	Analyst	: YA
Lab File ID	: WG1230508.pdf	Instrument ID	: BALANCE#47
Sample Amount	:	%Solids	: 94
Digestion Method	:	Date Digested	:

		%			
CAS NO.	Parameter	Results	RL	MDL	Qualifier
NONE	Solids, Total	93.9	0.100	NA	

Form 1
WETCHEM

Client	: Barton & Loguidice, P.C	Lab Number	: L1917200
Project Name	: AMPHENOL-SUB SLAB SOIL	Project Number	: 1153.010.001
Lab ID	: L1917200-04	Date Collected	: 04/25/19 09:37
Client ID	: B1-SS4 0-6"	Date Received	: 04/25/19
Sample Location	: SIDNEY, NY	Date Analyzed	: 04/26/19 03:13
Sample Matrix	: SOIL	Dilution Factor	: 1
Analytical Method	: 121,2540G	Analyst	: YA
Lab File ID	: WG1230508.pdf	Instrument ID	: BALANCE#47
Sample Amount	:	%Solids	: 95
Digestion Method	:	Date Digested	:

		%			
CAS NO.	Parameter	Results	RL	MDL	Qualifier
NONE	Solids, Total	95.2	0.100	NA	

Form 1
WETCHEM

Client	: Barton & Loguidice, P.C	Lab Number	: L1917200
Project Name	: AMPHENOL-SUB SLAB SOIL	Project Number	: 1153.010.001
Lab ID	: L1917200-05	Date Collected	: 04/25/19 09:23
Client ID	: B1-SS5 0-6"	Date Received	: 04/25/19
Sample Location	: SIDNEY, NY	Date Analyzed	: 04/26/19 03:13
Sample Matrix	: SOIL	Dilution Factor	: 1
Analytical Method	: 121,2540G	Analyst	: YA
Lab File ID	: WG1230508.pdf	Instrument ID	: BALANCE#47
Sample Amount	:	%Solids	: 94
Digestion Method	:	Date Digested	:

		%			
CAS NO.	Parameter	Results	RL	MDL	Qualifier
NONE	Solids, Total	94.0	0.100	NA	

Form 1
WETCHEM

Client	: Barton & Loguidice, P.C	Lab Number	: L1917200
Project Name	: AMPHENOL-SUB SLAB SOIL	Project Number	: 1153.010.001
Lab ID	: L1917200-06	Date Collected	: 04/25/19 09:43
Client ID	: B1-SS6 0-6"	Date Received	: 04/25/19
Sample Location	: SIDNEY, NY	Date Analyzed	: 04/26/19 03:13
Sample Matrix	: SOIL	Dilution Factor	: 1
Analytical Method	: 121,2540G	Analyst	: YA
Lab File ID	: WG1230508.pdf	Instrument ID	: BALANCE#47
Sample Amount	:	%Solids	: 95
Digestion Method	:	Date Digested	:

		%			
CAS NO.	Parameter	Results	RL	MDL	Qualifier
NONE	Solids, Total	94.5	0.100	NA	

Form 1
WETCHEM

Client	: Barton & Loguidice, P.C	Lab Number	: L1917200
Project Name	: AMPHENOL-SUB SLAB SOIL	Project Number	: 1153.010.001
Lab ID	: L1917200-07	Date Collected	: 04/25/19 09:51
Client ID	: B1-SS7 0-6"	Date Received	: 04/25/19
Sample Location	: SIDNEY, NY	Date Analyzed	: 04/26/19 03:13
Sample Matrix	: SOIL	Dilution Factor	: 1
Analytical Method	: 121,2540G	Analyst	: YA
Lab File ID	: WG1230508.pdf	Instrument ID	: BALANCE#47
Sample Amount	:	%Solids	: 93
Digestion Method	:	Date Digested	:

		%			
CAS NO.	Parameter	Results	RL	MDL	Qualifier
NONE	Solids, Total	92.7	0.100	NA	

Form 1
WETCHEM

Client	: Barton & Loguidice, P.C	Lab Number	: L1917200
Project Name	: AMPHENOL-SUB SLAB SOIL	Project Number	: 1153.010.001
Lab ID	: L1917200-08	Date Collected	: 04/25/19 09:56
Client ID	: B1-SS8 0-6"	Date Received	: 04/25/19
Sample Location	: SIDNEY, NY	Date Analyzed	: 04/26/19 03:13
Sample Matrix	: SOIL	Dilution Factor	: 1
Analytical Method	: 121,2540G	Analyst	: YA
Lab File ID	: WG1230508.pdf	Instrument ID	: BALANCE#47
Sample Amount	:	%Solids	: 93
Digestion Method	:	Date Digested	:

		%			
CAS NO.	Parameter	Results	RL	MDL	Qualifier
NONE	Solids, Total	92.5	0.100	NA	

Form 1
WETCHEM

Client	: Barton & Loguidice, P.C	Lab Number	: L1917200
Project Name	: AMPHENOL-SUB SLAB SOIL	Project Number	: 1153.010.001
Lab ID	: L1917200-09	Date Collected	: 04/25/19 10:45
Client ID	: B5-SS1 0-6"	Date Received	: 04/25/19
Sample Location	: SIDNEY, NY	Date Analyzed	: 04/26/19 03:13
Sample Matrix	: SOIL	Dilution Factor	: 1
Analytical Method	: 121,2540G	Analyst	: YA
Lab File ID	: WG1230508.pdf	Instrument ID	: BALANCE#47
Sample Amount	:	%Solids	: 88
Digestion Method	:	Date Digested	:

		%			
CAS NO.	Parameter	Results	RL	MDL	Qualifier
NONE	Solids, Total	87.5	0.100	NA	

Form 1
WETCHEM

Client	: Barton & Loguidice, P.C	Lab Number	: L1917200
Project Name	: AMPHENOL-SUB SLAB SOIL	Project Number	: 1153.010.001
Lab ID	: L1917200-10	Date Collected	: 04/25/19 10:50
Client ID	: B5-SS2 0-6"	Date Received	: 04/25/19
Sample Location	: SIDNEY, NY	Date Analyzed	: 04/26/19 03:13
Sample Matrix	: SOIL	Dilution Factor	: 1
Analytical Method	: 121,2540G	Analyst	: YA
Lab File ID	: WG1230508.pdf	Instrument ID	: BALANCE#47
Sample Amount	:	%Solids	: 95
Digestion Method	:	Date Digested	:

		%			
CAS NO.	Parameter	Results	RL	MDL	Qualifier
NONE	Solids, Total	95.3	0.100	NA	

Form 1
WETCHEM

Client	: Barton & Loguidice, P.C	Lab Number	: L1917200
Project Name	: AMPHENOL-SUB SLAB SOIL	Project Number	: 1153.010.001
Lab ID	: L1917200-11	Date Collected	: 04/25/19 10:56
Client ID	: B5-SS3 0-6"	Date Received	: 04/25/19
Sample Location	: SIDNEY, NY	Date Analyzed	: 04/26/19 03:13
Sample Matrix	: SOIL	Dilution Factor	: 1
Analytical Method	: 121,2540G	Analyst	: YA
Lab File ID	: WG1230508.pdf	Instrument ID	: BALANCE#47
Sample Amount	:	%Solids	: 93
Digestion Method	:	Date Digested	:

		%			
CAS NO.	Parameter	Results	RL	MDL	Qualifier
NONE	Solids, Total	93.0	0.100	NA	

Form 1
WETCHEM

Client	: Barton & Loguidice, P.C	Lab Number	: L1917200
Project Name	: AMPHENOL-SUB SLAB SOIL	Project Number	: 1153.010.001
Lab ID	: L1917200-12	Date Collected	: 04/25/19 11:05
Client ID	: B5-SS4 0-6"	Date Received	: 04/25/19
Sample Location	: SIDNEY, NY	Date Analyzed	: 04/26/19 03:13
Sample Matrix	: SOIL	Dilution Factor	: 1
Analytical Method	: 121,2540G	Analyst	: YA
Lab File ID	: WG1230508.pdf	Instrument ID	: BALANCE#47
Sample Amount	:	%Solids	: 94
Digestion Method	:	Date Digested	:

		%			
CAS NO.	Parameter	Results	RL	MDL	Qualifier
NONE	Solids, Total	94.2	0.100	NA	

Form 1
WETCHEM

Client	: Barton & Loguidice, P.C	Lab Number	: L1917200
Project Name	: AMPHENOL-SUB SLAB SOIL	Project Number	: 1153.010.001
Lab ID	: L1917200-13	Date Collected	: 04/25/19 11:09
Client ID	: B5-SS5 0-6"	Date Received	: 04/25/19
Sample Location	: SIDNEY, NY	Date Analyzed	: 04/26/19 03:13
Sample Matrix	: SOIL	Dilution Factor	: 1
Analytical Method	: 121,2540G	Analyst	: YA
Lab File ID	: WG1230508.pdf	Instrument ID	: BALANCE#47
Sample Amount	:	%Solids	: 90
Digestion Method	:	Date Digested	:

		%			
CAS NO.	Parameter	Results	RL	MDL	Qualifier
NONE	Solids, Total	90.1	0.100	NA	

Form 1
WETCHEM

Client	: Barton & Loguidice, P.C	Lab Number	: L1917200
Project Name	: AMPHENOL-SUB SLAB SOIL	Project Number	: 1153.010.001
Lab ID	: L1917200-14	Date Collected	: 04/25/19 11:15
Client ID	: B5-SS6 0-6"	Date Received	: 04/25/19
Sample Location	: SIDNEY, NY	Date Analyzed	: 04/26/19 03:13
Sample Matrix	: SOIL	Dilution Factor	: 1
Analytical Method	: 121,2540G	Analyst	: YA
Lab File ID	: WG1230508.pdf	Instrument ID	: BALANCE#47
Sample Amount	:	%Solids	: 93
Digestion Method	:	Date Digested	:

		%			
CAS NO.	Parameter	Results	RL	MDL	Qualifier
NONE	Solids, Total	93.4	0.100	NA	

Form 1
WETCHEM

Client	: Barton & Loguidice, P.C	Lab Number	: L1917200
Project Name	: AMPHENOL-SUB SLAB SOIL	Project Number	: 1153.010.001
Lab ID	: L1917200-15	Date Collected	: 04/25/19 11:26
Client ID	: B5-SS7 0-6"	Date Received	: 04/25/19
Sample Location	: SIDNEY, NY	Date Analyzed	: 04/26/19 03:13
Sample Matrix	: SOIL	Dilution Factor	: 1
Analytical Method	: 121,2540G	Analyst	: YA
Lab File ID	: WG1230508.pdf	Instrument ID	: BALANCE#47
Sample Amount	:	%Solids	: 92
Digestion Method	:	Date Digested	:

		%			
CAS NO.	Parameter	Results	RL	MDL	Qualifier
NONE	Solids, Total	91.8	0.100	NA	

Form 1
WETCHEM

Client	: Barton & Loguidice, P.C	Lab Number	: L1917200
Project Name	: AMPHENOL-SUB SLAB SOIL	Project Number	: 1153.010.001
Lab ID	: L1917200-16	Date Collected	: 04/25/19 11:32
Client ID	: B5-SS8 0-6"	Date Received	: 04/25/19
Sample Location	: SIDNEY, NY	Date Analyzed	: 04/26/19 03:13
Sample Matrix	: SOIL	Dilution Factor	: 1
Analytical Method	: 121,2540G	Analyst	: YA
Lab File ID	: WG1230508.pdf	Instrument ID	: BALANCE#47
Sample Amount	:	%Solids	: 82
Digestion Method	:	Date Digested	:

		%			
CAS NO.	Parameter	Results	RL	MDL	Qualifier
NONE	Solids, Total	82.4	0.100	NA	

Form 1
WETCHEM

Client	: Barton & Loguidice, P.C	Lab Number	: L1917200
Project Name	: AMPHENOL-SUB SLAB SOIL	Project Number	: 1153.010.001
Lab ID	: L1917200-17	Date Collected	: 04/25/19 11:39
Client ID	: B5-SS9 0-6"	Date Received	: 04/25/19
Sample Location	: SIDNEY, NY	Date Analyzed	: 04/26/19 03:13
Sample Matrix	: SOIL	Dilution Factor	: 1
Analytical Method	: 121,2540G	Analyst	: YA
Lab File ID	: WG1230508.pdf	Instrument ID	: BALANCE#47
Sample Amount	:	%Solids	: 92
Digestion Method	:	Date Digested	:

		%			
CAS NO.	Parameter	Results	RL	MDL	Qualifier
NONE	Solids, Total	92.1	0.100	NA	

Form 1
WETCHEM

Client	: Barton & Loguidice, P.C	Lab Number	: L1917200
Project Name	: AMPHENOL-SUB SLAB SOIL	Project Number	: 1153.010.001
Lab ID	: L1917200-18	Date Collected	: 04/25/19 11:48
Client ID	: B5-SS10 0-6"	Date Received	: 04/25/19
Sample Location	: SIDNEY, NY	Date Analyzed	: 04/26/19 03:13
Sample Matrix	: SOIL	Dilution Factor	: 1
Analytical Method	: 121,2540G	Analyst	: YA
Lab File ID	: WG1230508.pdf	Instrument ID	: BALANCE#47
Sample Amount	:	%Solids	: 91
Digestion Method	:	Date Digested	:

		%			
CAS NO.	Parameter	Results	RL	MDL	Qualifier
NONE	Solids, Total	90.8	0.100	NA	

Form 1
WETCHEM

Client	: Barton & Loguidice, P.C	Lab Number	: L1917200
Project Name	: AMPHENOL-SUB SLAB SOIL	Project Number	: 1153.010.001
Lab ID	: L1917200-19	Date Collected	: 04/25/19 11:56
Client ID	: B5-SS11 0-6"	Date Received	: 04/25/19
Sample Location	: SIDNEY, NY	Date Analyzed	: 04/26/19 03:13
Sample Matrix	: SOIL	Dilution Factor	: 1
Analytical Method	: 121,2540G	Analyst	: YA
Lab File ID	: WG1230508.pdf	Instrument ID	: BALANCE#47
Sample Amount	:	%Solids	: 93
Digestion Method	:	Date Digested	:

		%			
CAS NO.	Parameter	Results	RL	MDL	Qualifier
NONE	Solids, Total	92.5	0.100	NA	

Form 1
WETCHEM

Client	: Barton & Loguidice, P.C	Lab Number	: L1917200
Project Name	: AMPHENOL-SUB SLAB SOIL	Project Number	: 1153.010.001
Lab ID	: L1917200-20	Date Collected	: 04/25/19 12:02
Client ID	: B5-SS12 0-6"	Date Received	: 04/25/19
Sample Location	: SIDNEY, NY	Date Analyzed	: 04/26/19 03:13
Sample Matrix	: SOIL	Dilution Factor	: 1
Analytical Method	: 121,2540G	Analyst	: YA
Lab File ID	: WG1230508.pdf	Instrument ID	: BALANCE#47
Sample Amount	:	%Solids	: 94
Digestion Method	:	Date Digested	:

CAS NO.	Parameter	% Results	% RL	% MDL	Qualifier
NONE	Solids, Total	93.7	0.100	NA	

Form 1
WETCHEM

Client	: Barton & Loguidice, P.C	Lab Number	: L1917200
Project Name	: AMPHENOL-SUB SLAB SOIL	Project Number	: 1153.010.001
Lab ID	: WG1230508-1	Date Collected	: 04/25/19 09:10
Client ID	: B1-SS1 0-6"DUP	Date Received	: 04/25/19
Sample Location	:	Date Analyzed	: 04/26/19 03:13
Sample Matrix	: SOIL	Dilution Factor	: 1
Analytical Method	: 121,2540G	Analyst	: YA
Lab File ID	: WG1230508.pdf	Instrument ID	: BALANCE#47
Sample Amount	:	%Solids	: 94
Digestion Method	:	Date Digested	:

CAS NO.	Parameter	% Results	% RL	% MDL	Qualifier
NONE	Solids, Total	93.7	0.100	NA	

www.alphalab.com

Alpha Analytical

Laboratory Code: 11148

SDG Number: L1917202

The original project report/data package is held by Alpha Analytical. This report/data package is paginated and should be reproduced only in its entirety. Alpha Analytical holds no responsibility for results and/or data that are not consistent with the original.

Table of Contents

New York ASP Category A Data Deliverable Package 1
- Table of Contents 2
- Sample ID Cross Reference 3
- SDG Narrative 4
- Data Qualifier Definitions 6
- Instrument Information 8
- Volatile Organics Instruments 8
- Volatile Organics in Air Instruments 8
- Semivolatile Organics Instruments - Westborough 9
- Semivolatile Organic Instruments - Mansfield 10
- Sample Log-in Sheet 11
- Lims COC (LN01) 12
- External Chain of Custody 16
- Organics Analysis 18
  - GC PCB Analysis 19
    - Aroclor Sample Data 20
      - Form 1 - Organics 21
- Wet Chemistry Analysis 28
  - Total Solids Analysis 29
    - Results 30
      - Form 1 - Inorganics 31

Project Name: AMPHENOL-SUB SLAB SOIL
Project Number: 1153.010.001

Lab Number: L1917202
Report Date: 05/02/19

Alpha Sample ID	Client ID	Matrix	Sample Location	Collection Date/Time	Receive Date
L1917202-01	B1-SS1 6-12"	SOIL	SIDNEY, NY	04/25/19 09:13	04/30/19
L1917202-02	B1-SS2 6-12"	SOIL	SIDNEY, NY	04/25/19 09:32	04/30/19
L1917202-03	B1-SS3 6-12"	SOIL	SIDNEY, NY	04/25/19 09:19	04/30/19
L1917202-04	B1-SS4 6-12"	SOIL	SIDNEY, NY	04/25/19 09:40	04/30/19
L1917202-05	B1-SS5 6-12"	SOIL	SIDNEY, NY	04/25/19 09:26	04/30/19
L1917202-06	B1-SS6 6-12"	SOIL	SIDNEY, NY	04/25/19 09:46	04/30/19
L1917202-07	B1-SS7 6-12"	SOIL	SIDNEY, NY	04/25/19 09:54	04/30/19
L1917202-08	B1-SS8 6-12"	SOIL	SIDNEY, NY	04/25/19 09:59	04/30/19
L1917202-09	B5-SS1 6-12"	SOIL	SIDNEY, NY	04/25/19 10:48	04/30/19
L1917202-10	B5-SS2 6-12"	SOIL	SIDNEY, NY	04/25/19 10:52	04/30/19
L1917202-11	B5-SS3 6-12"	SOIL	SIDNEY, NY	04/25/19 10:59	04/30/19
L1917202-12	B5-SS4 6-12"	SOIL	SIDNEY, NY	04/25/19 11:08	04/30/19
L1917202-13	B5-SS5 6-12"	SOIL	SIDNEY, NY	04/25/19 11:12	04/30/19
L1917202-14	B5-SS6 6-12"	SOIL	SIDNEY, NY	04/25/19 11:18	04/30/19
L1917202-15	B5-SS7 6-12"	SOIL	SIDNEY, NY	04/25/19 11:29	04/30/19
L1917202-16	B5-SS8 6-12"	SOIL	SIDNEY, NY	04/25/19 11:35	04/30/19
L1917202-17	B5-SS9 6-12"	SOIL	SIDNEY, NY	04/25/19 11:41	04/30/19
L1917202-18	B5-SS10 6-12"	SOIL	SIDNEY, NY	04/25/19 11:51	04/30/19
L1917202-19	B5-SS11 6-12"	SOIL	SIDNEY, NY	04/25/19 11:59	04/30/19
L1917202-20	B5-SS12 6-12"	SOIL	SIDNEY, NY	04/25/19 12:06	04/30/19

Case Narrative

The samples were received in accordance with the Chain of Custody and no significant deviations were encountered during the preparation or analysis unless otherwise noted. Sample Receipt, Container Information, and the Chain of Custody are located at the back of the report.

Results contained within this report relate only to the samples submitted under this Alpha Lab Number and meet NELAP requirements for all NELAP accredited parameters unless otherwise noted in the following narrative. The data presented in this report is organized by parameter (i.e. VOC, SVOC, etc.). Sample specific Quality Control data (i.e. Surrogate Spike Recovery) is reported at the end of the target analyte list for each individual sample, followed by the Laboratory Batch Quality Control at the end of each parameter. Tentatively Identified Compounds (TICs), if requested, are reported for compounds identified to be present and are not part of the method/program Target Compound List, even if only a subset of the TCL are being reported. If a sample was re-analyzed or re-extracted due to a required quality control corrective action and if both sets of data are reported, the Laboratory ID of the re-analysis or re-extraction is designated with an "R" or "RE", respectively. When multiple Batch Quality Control elements are reported (e.g. more than one LCS), the associated samples for each element are noted in the grey shaded header line of each data table. Any Laboratory Batch, Sample Specific % recovery or RPD value that is outside the listed Acceptance Criteria is bolded in the report. All specific QC information is also incorporated in the Data Usability format of our Data Merger tool where it can be reviewed along with any associated usability implications. Soil/sediments, solids and tissues are reported on a dry weight basis unless otherwise noted. Definitions of all data qualifiers and acronyms used in this report are provided in the Glossary located at the back of the report.

In reference to questions H (CAM) or 4 (RCP) when "NO" is checked, the performance criteria for CAM and RCP methods allow for some quality control failures to occur and still be within method compliance. In these instances the specific failure is not narrated but noted in the associated QC table. The information is also incorporated in the Data Usability format of our Data Merger tool where it can be reviewed along with any associated usability implications.

Please see the associated ADEx data file for a comparison of laboratory reporting limits that were achieved with the regulatory Numerical Standards requested on the Chain of Custody.

HOLD POLICY
For samples submitted on hold, Alpha's policy is to hold samples (with the exception of Air canisters) free of charge for 21 calendar days from the date the project is completed. After 21 calendar days, we will dispose of all samples submitted including those put on hold unless you have contacted your Client Service Representative and made arrangements for Alpha to continue to hold the samples. Air canisters will be disposed after 3 business days from the date the project is completed.

Please contact Client Services at 800-624-9220 with any questions.

Case Narrative (continued)

Report Submission

All non-detect (ND) or estimated concentrations (J-qualified) have been quantitated to the limit noted in the MDL column.

Sample Receipt

At the client's request, the PCB analysis was performed on L1917202-12 through -17.

PCBs

L1917202-12, -13, -14, -15, and -17: The surrogate recoveries are below the acceptance criteria for 2,4,5,6-tetrachloro-m-xylene (0%) and decachlorobiphenyl (0%) due to the dilution required to quantitate the sample. Re-extraction was not required; therefore, the results of the original analysis are reported.

I, the undersigned, attest under the pains and penalties of perjury that, to the best of my knowledge and belief and based upon my personal inquiry of those responsible for providing the information contained in this analytical report, such information is accurate and complete. This certificate of analysis is not complete unless this page accompanies any and all pages of this report.

Authorized Signature: Melissa Cripps Melissa Cripps Report Date: 05/02/19

Title: Technical Director/Representative

GLOSSARY

Acronyms

DL	- Detection Limit: This value represents the level to which target analyte concentrations are reported as estimated values, when those target analyte concentrations are quantified below the limit of quantitation (LOQ). The DL includes any adjustments from dilutions, concentrations or moisture content, where applicable. (DoD report formats only.)
EDL	- Estimated Detection Limit: This value represents the level to which target analyte concentrations are reported as estimated values, when those target analyte concentrations are quantified below the reporting limit (RL). The EDL includes any adjustments from dilutions, concentrations or moisture content, where applicable. The use of EDLs is specific to the analysis of PAHs using Solid-Phase Microextraction (SPME).
EMPC	- Estimated Maximum Possible Concentration: The concentration that results from the signal present at the retention time of an analyte when the ions meet all of the identification criteria except the ion abundance ratio criteria. An EMPC is a worst-case estimate of the concentration.
EPA	- Environmental Protection Agency.
LCS	- Laboratory Control Sample: A sample matrix, free from the analytes of interest, spiked with verified known amounts of analytes or a material containing known and verified amounts of analytes.
LCSD	- Laboratory Control Sample Duplicate: Refer to LCS.
LFB	- Laboratory Fortified Blank: A sample matrix, free from the analytes of interest, spiked with verified known amounts of analytes or a material containing known and verified amounts of analytes.
LOD	- Limit of Detection: This value represents the level to which a target analyte can reliably be detected for a specific analyte in a specific matrix by a specific method. The LOD includes any adjustments from dilutions, concentrations or moisture content, where applicable. (DoD report formats only.)
LOQ	- Limit of Quantitation: The value at which an instrument can accurately measure an analyte at a specific concentration. The LOQ includes any adjustments from dilutions, concentrations or moisture content, where applicable. (DoD report formats only.) Limit of Quantitation: The value at which an instrument can accurately measure an analyte at a specific concentration. The LOQ includes any adjustments from dilutions, concentrations or moisture content, where applicable. (DoD report formats only.)
MDL	- Method Detection Limit: This value represents the level to which target analyte concentrations are reported as estimated values, when those target analyte concentrations are quantified below the reporting limit (RL). The MDL includes any adjustments from dilutions, concentrations or moisture content, where applicable.
MS	- Matrix Spike Sample: A sample prepared by adding a known mass of target analyte to a specified amount of matrix sample for which an independent estimate of target analyte concentration is available. For Method 332.0, the spike recovery is calculated using the native concentration, including estimated values.
MSD	- Matrix Spike Sample Duplicate: Refer to MS.
NA	- Not Applicable.
NC	- Not Calculated: Term is utilized when one or more of the results utilized in the calculation are non-detect at the parameter's reporting unit.
NDPA/DPA	- N-Nitrosodiphenylamine/Diphenylamine.
NI	- Not Ignitable.
NP	- Non-Plastic: Term is utilized for the analysis of Atterberg Limits in soil.
RL	- Reporting Limit: The value at which an instrument can accurately measure an analyte at a specific concentration. The RL includes any adjustments from dilutions, concentrations or moisture content, where applicable.
RPD	- Relative Percent Difference: The results from matrix and/or matrix spike duplicates are primarily designed to assess the precision of analytical results in a given matrix and are expressed as relative percent difference (RPD). Values which are less than five times the reporting limit for any individual parameter are evaluated by utilizing the absolute difference between the values; although the RPD value will be provided in the report.
SRM	- Standard Reference Material: A reference sample of a known or certified value that is of the same or similar matrix as the associated field samples.
STLP	- Semi-dynamic Tank Leaching Procedure per EPA Method 1315.
TEF	- Toxic Equivalency Factors: The values assigned to each dioxin and furan to evaluate their toxicity relative to 2,3,7,8-TCDD.
TEQ	- Toxic Equivalent: The measure of a sample's toxicity derived by multiplying each dioxin and furan by its corresponding TEF and then summing the resulting values.
TIC	- Tentatively Identified Compound: A compound that has been identified to be present and is not part of the target compound list (TCL) for the method and/or program. All TICs are qualitatively identified and reported as estimated concentrations.

Footnotes

Report Format: DU Report with 'J' Qualifiers

1 - The reference for this analyte should be considered modified since this analyte is absent from the target analyte list of the original method.

Terms

Analytical Method: Both the document from which the method originates and the analytical reference method. (Example: EPA 8260B is shown as 1,8260B.) The codes for the reference method documents are provided in the References section of the Addendum.

Final pH: As it pertains to Sample Receipt & Container Information section of the report, Final pH reflects pH of container determined after adjustment at the laboratory, if applicable. If no adjustment required, value reflects Initial pH.

Frozen Date/Time: With respect to Volatile Organics in soil, Frozen Date/Time reflects the date/time at which associated Reagent Water-preserved vials were initially frozen. Note: If frozen date/time is beyond 48 hours from sample collection, value will be reflected in 'bold'.

Initial pH: As it pertains to Sample Receipt & Container Information section of the report, Initial pH reflects pH of container determined upon receipt, if applicable.

PFAS Total: With respect to PFAS analyses, the 'PFAS, Total (5)' result is defined as the summation of results for: PFHpA, PFHxS, PFOA, PFNA and PFOS. If a 'Total' result is requested, the results of its individual components will also be reported.

Total: With respect to Organic analyses, a 'Total' result is defined as the summation of results for individual isomers or Aroclors. If a 'Total' result is requested, the results of its individual components will also be reported. This is applicable to 'Total' results for methods 8260, 8081 and 8082.

Data Qualifiers

A - Spectra identified as "Aldol Condensation Product".

B - The analyte was detected above the reporting limit in the associated method blank. Flag only applies to associated field samples that have detectable concentrations of the analyte at less than ten times (10x) the concentration found in the blank. For MCP-related projects, flag only applies to associated field samples that have detectable concentrations of the analyte at less than ten times (10x) the concentration found in the blank. For DOD-related projects, flag only applies to associated field samples that have detectable concentrations of the analyte at less than ten times (10x) the concentration found in the blank AND the analyte was detected above one-half the reporting limit (or above the reporting limit for common lab contaminants) in the associated method blank. For NJ-Air-related projects, flag only applies to associated field samples that have detectable concentrations of the analyte above the reporting limit. For NJ-related projects (excluding Air), flag only applies to associated field samples that have detectable concentrations of the analyte, which was detected above the reporting limit in the associated method blank or above five times the reporting limit for common lab contaminants (Phthalates, Acetone, Methylene Chloride, 2-Butanone).

C - Co-elution: The target analyte co-elutes with a known lab standard (i.e. surrogate, internal standards, etc.) for co-extracted analyses.

D - Concentration of analyte was quantified from diluted analysis. Flag only applies to field samples that have detectable concentrations of the analyte.

E - Concentration of analyte exceeds the range of the calibration curve and/or linear range of the instrument.

G - The concentration may be biased high due to matrix interferences (i.e, co-elution) with non-target compound(s). The result should be considered estimated.

H - The analysis of pH was performed beyond the regulatory-required holding time of 15 minutes from the time of sample collection.

I - The lower value for the two columns has been reported due to obvious interference.

M - Reporting Limit (RL) exceeds the MCP CAM Reporting Limit for this analyte.

NJ - Presumptive evidence of compound. This represents an estimated concentration for Tentatively Identified Compounds (TICs), where the identification is based on a mass spectral library search.

P - The RPD between the results for the two columns exceeds the method-specified criteria.

Q - The quality control sample exceeds the associated acceptance criteria. For DOD-related projects, LCS and/or Continuing Calibration Standard exceedences are also qualified on all associated sample results. Note: This flag is not applicable for matrix spike recoveries when the sample concentration is greater than 4x the spike added or for batch duplicate RPD when the sample concentrations are less than 5x the RL. (Metals only.)

R - Analytical results are from sample re-analysis.

RE - Analytical results are from sample re-extraction.

S - Analytical results are from modified screening analysis.

J - Estimated value. The Target analyte concentration is below the quantitation limit (RL), but above the Method Detection Limit (MDL) or Estimated Detection Limit (EDL) for SPME-related analyses. This represents an estimated concentration for Tentatively Identified Compounds (TICs).

ND - Not detected at the method detection limit (MDL) for the sample, or estimated detection limit (EDL) for SPME-related analyses.

Report Format: DU Report with 'J' Qualifiers

Volatile Organics Instruments

Volatile Organics:

Instrument: Agilent 7890 GC/5975C MSD	Columns (length x ID x df):
Trap: Supelco K Trap (VOACARB 3000)	RTX-VMS 20m x 0.18mm x 1um
Concentrator: EST Encon (or equivalent)	RTX-VMS 30m x 0.25mm x 1.4um
Autosampler: EST Centurion (or equivalent)	RTX-502.2 40m x 0.18mm x 1um
Purge time: 11 min	

Volatile Organics: VPH

Instrument: Agilent 6890 (or equivalent)	Column Type: Restek RTX 502.2
Trap: Supelco K Trap (VOACARB 3000)	Column Length: 105 Meters
Concentrator: EST Encon (or equivalent)	df: 3.00 um
Autosampler: EST Centurion (or equivalent)	ID: 0.53mm

Volatile Organics: PIANO

Instrument: Agilent 7890 GC/5975C MSD	Column Type: DB-VRX
Trap: Supelco K Trap (VOACARB 3000)	Column Length: 60 Meters
Concentrator: Tekmar Velocity / EST Encon	df: 1.40 um
Autosampler: Varian Archon / EST Centurion	ID: 0.25 mm
Purge time: 11 min	Desorb: 1 min

Volatile Organics: Dissolved Gas

Instrument: Agilent 7890 (or equivalent) with FID/TCD

	Column Type: Haysep S Column
	Column Length: 2 Meters packed (100/200 mesh)
Autosampler: LEAP Headspace	Purge time: 0.6 min

Volatile Organics in Air Instruments

Volatile Organics in Air:

Instruments: Agilent 6890 GC / 5975 MSD Shimadzu QP2010-SE / QP2020

Concentrator: Entech 7100A or 7200	Column Type: Restek RTX-1
Autosampler: Entech 7016CA or 7016D	Column Length: 60 Meters
	df: 1.00 um
	ID: 0.25 mm or 0.32 mm

Trap 1: Glass Bead: manufacturer-Entech: 20 cm packing material
Trap 2: Tenax: manufacturer-Entech: 20 cm packing material

Semivolatile Organics Instruments - Westborough

Semivolatile Organics (Acid/Base/Neutral Extractables):

Instrument: Agilent 5973N MSD	Injection volume: 1 ul;2 uL LVI
Column Type: Restek RXI-5SILMS	df: 0.32 um
Column Length: 30 Meters	ID: 0.25 mm

Polynuclear Aromatic Hydrocarbons by 8270 SIM:

Instrument: Agilent 5973 MSD	Injection volume: 1 ul;2 uL LVI
Column Type: Restek RXI-5SILMS	df: 0.25 um
Column Length: 30 Meters	ID: 0.25 mm

Pesticides/PCB/Herbicides:

Instrument: Agilent 6890 w/Dual Micro ECDs	Injection Volume: 1uL
Column A: Restek RTX-CL/STX-CL	df: 0.32
Column B: Restek RTX/STX-CLPPesticide II	df: 0.25
Column Length: 30 Meters	ID: 0.32 mm

Petroleum/EPH:

Instrument: Agilent 6890 w/FID / HP 5890 w/ FID	Injection Volume: 1uL
Column: Restek RTX 5	df: 0.25
Column Length: 30 Meters	
ID: 0.32 mm	

Semivolatile Organic Instruments - Mansfield

Semivolatile Organics (ALK-PAH Extractables):

Instrument: Agilent 5973N / 5975 MSD	Injection volume: 1 ul
Column Type: ZB-5	df: 0.25 um
Column Length: 60 Meters	ID: 0.25 mm

Semivolatile Organics (8270):

Instrument: Agilent 5973N / 5975 MSD	Injection volume: 2 ul
Column Type: ZB-Semivolatiles	df: 0.25 um
Column Length: 30 Meters	ID: 0.25 mm

Semivolatile Organics (8270 SIM):

Instrument: Agilent 5973N / 5975 MSD	Injection volume: 3 ul
Column Type: ZB-5	df: 0.25 um
Column Length: 30 Meters	ID: 0.25 mm

Semivolatile Organics (1,4-Dioxane):

Instrument: Agilent 5973N / 5975 / 5977 MSD	Injection volume: 3 ul
Column Type: RTX-5	df: 0.25um, 0.18 um
Column Length: 30 Meters	ID: 0.25um, 0.18 mm

Semivolatile Organics (209 Congener):

Instrument: Agilent 5973N / 5975 MSD	Injection volume: 3 ul
Column Type: RTX-5, RTX-PCB	df: 0.25um, 0.18 um
Column Length: 60 Meters	ID: 0.25um, 0.18 mm

Semivolatile Organics (8081):

Instrument: Agilent 6890 / 7890	Injection volume: 1 ul
Column Type: RTX-5 / RTX-CLP II	df: 0.25 um
Column Length: 60 Meters	ID: 0.25 mm

Semivolatile Organics (8082):

Instrument: Agilent 6890 w/Dual Micro ECDs	Injection Volume: 1uL
Column A: Restek RTX-CL/STX-CL	df: 0.32
Column B: Restek RTX/STX-CLPPesticide II	df: 0.25
Column Length: 30 Meters	ID: 0.32 mm

Semivolatile Organics (SHC Extractables):

Instrument: Agilent 6890	Injection volume: 1 ul
Column Type: RTX-5	df: 0.25 um
Column Length: 60 Meters	ID: 0.25 mm

Sample Delivery Group Summary

Alpha Job Number : L1917202

Received : 25-APR-2019
Reviewer : Craig Green

Account Name : Barton & Loguidice, P.C
Project Number : 1153.010.001
Project Name : AMPHENOL-SUB SLAB SOIL

Delivery Information

Samples Delivered By : Alpha Courier

Chain of Custody : Present

Cooler Information

Cooler	Seal/Seal#	Preservation	Temperature(°C)	Additional Information
A	Absent/	Ice	3.7	

Condition Information

1) All samples on COC received?	**YES**
2) Extra samples received?	**NO**
3) Are there any sample container discrepancies?	**NO**
4) Are there any discrepancies between sample labels & COC?	**NO**
5) Are samples in appropriate containers for requested analysis?	**YES**
6) Are samples properly preserved for requested analysis?	**YES**
7) Are samples within holding time for requested analysis?	**YES**
8) All sampling equipment returned?	**NA**

Volatile Organics/VPH

1) Reagent Water Vials Frozen by Client?	**NA**

ALPHA ANALYTICAL LABORATORIES, INC.
LOGIN CHAIN OF CUSTODY REPORT
May 02 2019, 05:30 pm

Login Number: L1917202
Account: BARTON2 Barton & Loguidice, P.CProject: 1153.010.001
Received: 30APR19 Due Date: 02MAY19

Sample #	Client ID	Mat	PR	Collected
L1917202-01	B1-SS1 6-12"	3	1B	25APR19 09:13

8082: Please use caution - Potentially HIGH level PCBs ASP-A Package Due Date: 05/02/19

ASP-A,HOLD-8082,HOLD-WETCHEM

L1917202-02	B1-SS2 6-12"	3	1B	25APR19 09:32

8082: Please use caution - Potentially HIGH level PCBs Package Due Date: 05/02/19

HOLD-8082,HOLD-WETCHEM

L1917202-03	B1-SS3 6-12"	3	1B	25APR19 09:19

8082: Please use caution - Potentially HIGH level PCBs Package Due Date: 05/02/19

HOLD-8082,HOLD-WETCHEM

L1917202-04	B1-SS4 6-12"	3	1B	25APR19 09:40

8082: Please use caution - Potentially HIGH level PCBs Package Due Date: 05/02/19

HOLD-8082,HOLD-WETCHEM

L1917202-05	B1-SS5 6-12"	3	1B	25APR19 09:26

8082: Please use caution - Potentially HIGH level PCBs Package Due Date: 05/02/19

HOLD-8082,HOLD-WETCHEM

L1917202-06	B1-SS6 6-12"	3	1B	25APR19 09:46

8082: Please use caution - Potentially HIGH level PCBs Package Due Date: 05/02/19

HOLD-8082,HOLD-WETCHEM

L1917202-07	B1-SS7 6-12"	3	1B	25APR19 09:54

8082: Please use caution - Potentially HIGH level PCBs Package Due Date: 05/02/19

ALPHA ANALYTICAL LABORATORIES, INC.
LOGIN CHAIN OF CUSTODY REPORT
May 02 2019, 05:30 pm

Login Number: L1917202
Account: BARTON2 Barton & Loguidice, P.CProject: 1153.010.001
Received: 30APR19 Due Date: 02MAY19

Sample #	Client ID	Mat	PR	Collected
HOLD-8082,HOLD-WETCHEM				
L1917202-08	B1-SS8 6-12"	3	1B	25APR19 09:59
8082: Please use caution - Potentially HIGH level PCBs Package Due Date: 05/02/19				
HOLD-8082,HOLD-WETCHEM				
L1917202-09	B5-SS1 6-12"	3	1B	25APR19 10:48
8082: Please use caution - Potentially HIGH level PCBs Package Due Date: 05/02/19				
HOLD-8082,HOLD-WETCHEM				
L1917202-10	B5-SS2 6-12"	3	1B	25APR19 10:52
8082: Please use caution - Potentially HIGH level PCBs Package Due Date: 05/02/19				
HOLD-8082,HOLD-WETCHEM				
L1917202-11	B5-SS3 6-12"	3	1B	25APR19 10:59
8082: Please use caution - Potentially HIGH level PCBs Package Due Date: 05/02/19				
HOLD-8082,HOLD-WETCHEM				
L1917202-12	B5-SS4 6-12"	3	1B	25APR19 11:08
8082: Please use caution - Potentially HIGH level PCBs Package Due Date: 05/02/19				
NYTCL-8082-3540C,TS				
L1917202-13	B5-SS5 6-12"	3	1B	25APR19 11:12
8082: Please use caution - Potentially HIGH level PCBs Package Due Date: 05/02/19				
NYTCL-8082-3540C,TS				

ALPHA ANALYTICAL LABORATORIES, INC.
LOGIN CHAIN OF CUSTODY REPORT
May 02 2019, 05:30 pm

Login Number: L1917202
Account: BARTON2 Barton & Loguidice, P.CProject: 1153.010.001
Received: 30APR19 Due Date: 02MAY19

Sample #	Client ID	Mat	PR	Collected
L1917202-14	B5-SS6 6-12"	3	1B	25APR19 11:18
8082: Please use caution - Potentially HIGH level PCBs Package Due Date: 05/02/19				
NYTCL-8082-3540C,TS				
L1917202-15	B5-SS7 6-12"	3	1B	25APR19 11:29
8082: Please use caution - Potentially HIGH level PCBs Package Due Date: 05/02/19				
NYTCL-8082-3540C,TS				
L1917202-16	B5-SS8 6-12"	3	1B	25APR19 11:35
8082: Please use caution - Potentially HIGH level PCBs Package Due Date: 05/02/19				
NYTCL-8082-3540C,TS				
L1917202-17	B5-SS9 6-12"	3	1B	25APR19 11:41
8082: Please use caution - Potentially HIGH level PCBs Package Due Date: 05/02/19				
NYTCL-8082-3540C,TS				
L1917202-18	B5-SS10 6-12"	3	1B	25APR19 11:51
8082: Please use caution - Potentially HIGH level PCBs Package Due Date: 05/02/19				
HOLD-8082,HOLD-WETCHEM				
L1917202-19	B5-SS11 6-12"	3	1B	25APR19 11:59
8082: Please use caution - Potentially HIGH level PCBs Package Due Date: 05/02/19				
HOLD-8082,HOLD-WETCHEM				
L1917202-20	B5-SS12 6-12"	3	1B	25APR19 12:06
8082: Please use caution - Potentially HIGH level PCBs Package Due Date: 05/02/19				

ALPHA ANALYTICAL LABORATORIES, INC.
LOGIN CHAIN OF CUSTODY REPORT
May 02 2019, 05:30 pm

Login Number: L1917202
Account: BARTON2 Barton & Loguidice, P.CProject: 1153.010.001
Received: 30APR19 Due Date: 02MAY19

Sample #	Client ID	Mat	PR	Collected

HOLD-8082,HOLD-WETCHEM

Page 4
Logged By: Candace Fox

ALPHA

NEW YORK CHAIN OF CUSTODY

Westborough, MA 01581
8 Walkup Dr.
TEL: 508-898-9220
FAX: 508-898-9193

Mansfield, MA 02048
320 Forbes Blvd
TEL: 508-822-9300
FAX: 508-822-3288

Service Centers
Mahwah, NJ 07430: 35 Whitney Rd, Suite 5
Albany, NY 12205: 14 Walker Way
Tonawanda, NY 14150: 275 Cooper Ave, Suite 105

Page 1 of 2

Date Rec'd in Lab: 4/26/19

ALPHA Job #: 4917202

Project Information
Project Name: Amphead - Sub Slab Soil
Project Location: Sidney, NY
Project #: 1153.010.001
(Use Project name as Project #) ☐
Project Manager: Bryce Dingman
ALPHAQuote #:

Client Information
Client: B+L
Address: 443 Electronics Pkwy
Liverpool NY 13088
Phone: 315-457-5200
Fax: mstradde
Email: barton and loguidice.com

Turn-Around Time
Standard ☐ Due Date:
Rush (only if pre approved) ☒ # of Days: 2

Deliverables
☒ ASP-A ☐ ASP-B
☐ EQuIS (1 File) ☐ EQuIS (4 File)
☐ Other

Regulatory Requirement
☐ NY TOGS ☐ NY Part 375
☐ AWQ Standards ☐ NY CP-51
☐ NY Restricted Use ☐ Other
☐ NY Unrestricted Use
☐ NYC Sewer Discharge

Billing Information
☐ Same as Client Info
PO #: 1153.010.001

Disposal Site Information
Please identify below location of applicable disposal facilities.
Disposal Facility:
☐ NJ ☐ NY
☐ Other:

These samples have been previously analyzed by Alpha ☐

Other project specific requirements/comments:
☆ Hold Samples. Do not analyze until approved by B+L ☆ CC results to: BDingmane barton and loguidice.com

Please specify Metals or TAL.

Sample Filtration
☐ Done
☐ Lab to do
Preservation
☐ Lab to do
(Please Specify below)

ALPHA Lab ID (Lab Use Only)	Sample ID	Collection Date	Collection Time	Sample Matrix	Sampler's Initials	ANALYSIS: PCB-8082	Sample Specific Comments	Total Bottles
17202-01	B1-SS1 6-12"	04/25/19	09:13	Soil	MPS	X		1
-02	B1-SS2 6-12"		09:32			X		1
-03	B1-SS3 6-12"		09:19			X		1
-04	B1-SS4 6-12"		09:40			X		1
-05	B1-SS5 6-12"		09:26			X		1
-06	B1-SS6 6-12"		09:46			X		1
-07	B1-SS7 6-12"		09:54			X		1
-08	B1-SS8 6-12"		09:59			X		1
-09	B5-SS1 6-12"		10:48			X		1
-10	B5-SS2 6-12"		10:52			X		1

Preservative Code:
A = None
B = HCl
C = HNO_3
D = H_2SO_4
E = NaOH
F = MeOH
G = $NaHSO_4$
H = $Na_2S_2O_3$
K/E = Zn Ac/NaOH
O = Other

Container Code
P = Plastic
A = Amber Glass
V = Vial
G = Glass
B = Bacteria Cup
C = Cube
O = Other
E = Encore
D = BOD Bottle

Westboro: Certification No: MA935
Mansfield: Certification No: MA015

Container Type: A
Preservative: A

Relinquished By:	Date/Time	Received By:	Date/Time
[signature]	04/25/19 16:16	[signature]	4/25/19 1650
[signature]	4/25/19 1650	[signature]	4/26/19 0100

Please print clearly, legibly and completely. Samples can not be logged in and turnaround time clock will not start until any ambiguities are resolved. BY EXECUTING THIS COC, THE CLIENT HAS READ AND AGREES TO BE BOUND BY ALPHA'S TERMS & CONDITIONS. (See reverse side.)

Form No: 01-25 HC (rev. 30-Sept-2013)

ALPHA

NEW YORK CHAIN OF CUSTODY

Westborough, MA 01581
8 Walkup Dr.
TEL: 508-898-9220
FAX: 508-898-9193

Mansfield, MA 02048
320 Forbes Blvd
TEL: 508-822-9300
FAX: 508-822-3288

Service Centers
Mahwah, NJ 07430: 35 Whitney Rd, Suite 5
Albany, NY 12205: 14 Walker Way
Tonawanda, NY 14150: 275 Cooper Ave, Suite 105

Page 2 of 2

Date Rec'd in Lab: 4/26/19

ALPHA Job #: 4917202

Project Information
Project Name: Amphenol - Solo Slab Soil
Project Location: Sidney, NY
Project #: 1153.010.001
(Use Project name as Project #) ☐
Project Manager: Bryce Dingman
ALPHAQuote #:

Client Information
Client: B+L
Address: 443 Electronics Pkwy
Liverpool NY 13088
Phone: 315 457-5300
Fax: mstrodel@
Email: barton and lagoe@

Turn-Around Time
Standard ☐ Due Date:
Rush (only if pre approved) ☒ # of Days: 2

Deliverables
☒ ASP-A ☐ ASP-B
☐ EQuIS (1 File) ☐ EQuIS (4 File)
☐ Other

Regulatory Requirement
☐ NY TOGS ☐ NY Part 375
☐ AWQ Standards ☐ NY CP-51
☐ NY Restricted Use ☐ Other
☐ NY Unrestricted Use
☐ NYC Sewer Discharge

Billing Information
☐ Same as Client Info
PO #: 1153.010.001

Disposal Site Information
Please identify below location of applicable disposal facilities.
Disposal Facility:
☐ NJ ☐ NY
☐ Other:

These samples have been previously analyzed by Alpha ☐

Other project specific requirements/comments:
☒ Hold samples. Do not analyze until approved by B+L ☒

Please specify Metals or TAL.

Sample Filtration
☐ Done
☐ Lab to do
Preservation
☐ Lab to do
(Please Specify below)

ALPHA Lab ID (Lab Use Only)	Sample ID	Collection Date	Collection Time	Sample Matrix	Sampler's Initials	ANALYSIS: PCBs - 8082	Sample Specific Comments	Total Bottles
17202-11	B5-SS3 6-12"	04/25/19	10:59	Soil	MAS	X		1
-12	B5-SS4 6-12"	↓	11:08	↓	↓	X		1
-13	B5-SS5 6-12"	↓	11:12	↓	↓	X		1
-14	B5-SS6 6-12"	↓	11:18	↓	↓	X		1
-15	B5-SS7 6-12"	↓	11:29	↓	↓	X		1
-16	B5-SS8 6-12"	↓	11:35	↓	↓	X		1
-17	B5-SS9 6-12"	↓	11:41	↓	↓	X		1
-18	B5-SS10 6-12"	↓	11:51	↓	↓	X		1
-19	B5-SS11 6-12"	↓	11:59	↓	↓	X		1
-20	B5-SS12 6-12"	↓	12:06	↓	↓	X		1

Preservative Code:
A = None
B = HCl
C = HNO_3
D = H_2SO_4
E = NaOH
F = MeOH
G = $NaHSO_4$
H = $Na_2S_2O_3$
K/E = Zn Ac/NaOH
O = Other

Container Code
P = Plastic
A = Amber Glass
V = Vial
G = Glass
B = Bacteria Cup
C = Cube
O = Other
E = Encore
D = BOD Bottle

Westboro: Certification No: MA935
Mansfield: Certification No: MA015

Container Type: A
Preservative: A

Relinquished By:	Date/Time	Received By:	Date/Time
[signature]	04/25/19 16:16	[signature]	4/25/19 1650
[signature]	4/25/19 1650	[signature]	4/26/19 0100

Please print clearly, legibly and completely. Samples can not be logged in and turnaround time clock will not start until any ambiguities are resolved. BY EXECUTING THIS COC, THE CLIENT HAS READ AND AGREES TO BE BOUND BY ALPHA'S TERMS & CONDITIONS. (See reverse side.)

Form No: 01-25 HC (rev. 30-Sept-2013)

Organics

GC Extractable Analysis Polychlorinated Biphenyls (PCB)

Aroclor Sample Data

Results Summary
Form 1
Polychlorinated Biphenyls by GC

Client	: Barton & Loguidice, P.C	Lab Number	: L1917202
Project Name	: AMPHENOL-SUB SLAB SOIL	Project Number	: 1153.010.001
Lab ID	: L1917202-12D	Date Collected	: 04/25/19 11:08
Client ID	: B5-SS4 6-12"	Date Received	: 04/30/19
Sample Location	: SIDNEY, NY	Date Analyzed	: 05/02/19 15:58
Sample Matrix	: SOIL	Date Extracted	: 05/01/19
Analytical Method	: 1,8082A	Dilution Factor	: 40000
Lab File ID	: 12190502a-08	Analyst	: WR
Sample Amount	: 15.58 g	Instrument ID	: PEST12
Extraction Method	: EPA 3540C	GC Column	: CLP-Pesticide
Extract Volume	: 5000 uL	%Solids	: 92
GPC Cleanup	: N	Injection Volume	: 1 uL
Sulfur Cleanup	: Y		

		ug/Kg			
CAS NO.	Parameter	Results	RL	MDL	Qualifier
12674-11-2	Aroclor 1016	ND	1400000	124000	U
11104-28-2	Aroclor 1221	ND	1400000	140000	U
11141-16-5	Aroclor 1232	ND	1400000	296000	U
53469-21-9	Aroclor 1242	ND	1400000	188000	U
12672-29-6	Aroclor 1248	12600000	1400000	210000	
11097-69-1	Aroclor 1254	ND	1400000	153000	U
11096-82-5	Aroclor 1260	ND	1400000	258000	U
37324-23-5	Aroclor 1262	ND	1400000	178000	U
11100-14-4	Aroclor 1268	ND	1400000	145000	U
1336-36-3	PCBs, Total	12600000	1400000	124000	

Results Summary
Form 1
Polychlorinated Biphenyls by GC

Client	: Barton & Loguidice, P.C	Lab Number	: L1917202
Project Name	: AMPHENOL-SUB SLAB SOIL	Project Number	: 1153.010.001
Lab ID	: L1917202-13D	Date Collected	: 04/25/19 11:12
Client ID	: B5-SS5 6-12"	Date Received	: 04/30/19
Sample Location	: SIDNEY, NY	Date Analyzed	: 05/02/19 16:10
Sample Matrix	: SOIL	Date Extracted	: 05/01/19
Analytical Method	: 1,8082A	Dilution Factor	: 40000
Lab File ID	: 12190502a-09	Analyst	: WR
Sample Amount	: 15.45 g	Instrument ID	: PEST12
Extraction Method	: EPA 3540C	GC Column	: CLP-Pesticide
Extract Volume	: 5000 uL	%Solids	: 88
GPC Cleanup	: N	Injection Volume	: 1 uL
Sulfur Cleanup	: Y		

		ug/Kg			
CAS NO.	Parameter	Results	RL	MDL	Qualifier
12674-11-2	Aroclor 1016	ND	1470000	130000	U
11104-28-2	Aroclor 1221	ND	1470000	147000	U
11141-16-5	Aroclor 1232	ND	1470000	312000	U
53469-21-9	Aroclor 1242	ND	1470000	198000	U
12672-29-6	Aroclor 1248	18000000	1470000	220000	
11097-69-1	Aroclor 1254	ND	1470000	161000	U
11096-82-5	Aroclor 1260	ND	1470000	272000	U
37324-23-5	Aroclor 1262	ND	1470000	187000	U
11100-14-4	Aroclor 1268	ND	1470000	152000	U
1336-36-3	PCBs, Total	18000000	1470000	130000	

Results Summary
Form 1
Polychlorinated Biphenyls by GC

Client	: Barton & Loguidice, P.C	Lab Number	: L1917202
Project Name	: AMPHENOL-SUB SLAB SOIL	Project Number	: 1153.010.001
Lab ID	: L1917202-14D	Date Collected	: 04/25/19 11:18
Client ID	: B5-SS6 6-12"	Date Received	: 04/30/19
Sample Location	: SIDNEY, NY	Date Analyzed	: 05/02/19 15:21
Sample Matrix	: SOIL	Date Extracted	: 05/01/19
Analytical Method	: 1,8082A	Dilution Factor	: 5000
Lab File ID	: 12190502a-05	Analyst	: WR
Sample Amount	: 15.67 g	Instrument ID	: PEST12
Extraction Method	: EPA 3540C	GC Column	: CLP-Pesticide
Extract Volume	: 5000 uL	%Solids	: 95
GPC Cleanup	: N	Injection Volume	: 1 uL
Sulfur Cleanup	: Y		

		ug/Kg			
CAS NO.	Parameter	Results	RL	MDL	Qualifier
12674-11-2	Aroclor 1016	ND	168000	14900	U
11104-28-2	Aroclor 1221	ND	168000	16900	U
11141-16-5	Aroclor 1232	ND	168000	35700	U
53469-21-9	Aroclor 1242	ND	168000	22700	U
12672-29-6	Aroclor 1248	1220000	168000	25200	
11097-69-1	Aroclor 1254	ND	168000	18400	U
11096-82-5	Aroclor 1260	ND	168000	31100	U
37324-23-5	Aroclor 1262	ND	168000	21400	U
11100-14-4	Aroclor 1268	ND	168000	17400	U
1336-36-3	PCBs, Total	1220000	168000	14900	

Results Summary
Form 1
Polychlorinated Biphenyls by GC

Client	: Barton & Loguidice, P.C	Lab Number	: L1917202
Project Name	: AMPHENOL-SUB SLAB SOIL	Project Number	: 1153.010.001
Lab ID	: L1917202-15D	Date Collected	: 04/25/19 11:29
Client ID	: B5-SS7 6-12"	Date Received	: 04/30/19
Sample Location	: SIDNEY, NY	Date Analyzed	: 05/02/19 15:33
Sample Matrix	: SOIL	Date Extracted	: 05/01/19
Analytical Method	: 1,8082A	Dilution Factor	: 5000
Lab File ID	: 12190502a-06	Analyst	: WR
Sample Amount	: 15.32 g	Instrument ID	: PEST12
Extraction Method	: EPA 3540C	GC Column	: CLP-Pesticide
Extract Volume	: 5000 uL	%Solids	: 91
GPC Cleanup	: N	Injection Volume	: 1 uL
Sulfur Cleanup	: Y		

		ug/Kg			
CAS NO.	Parameter	Results	RL	MDL	Qualifier
12674-11-2	Aroclor 1016	ND	179000	15900	U
11104-28-2	Aroclor 1221	ND	179000	17900	U
11141-16-5	Aroclor 1232	ND	179000	38000	U
53469-21-9	Aroclor 1242	ND	179000	24100	U
12672-29-6	Aroclor 1248	1690000	179000	26900	
11097-69-1	Aroclor 1254	ND	179000	19600	U
11096-82-5	Aroclor 1260	ND	179000	33100	U
37324-23-5	Aroclor 1262	ND	179000	22700	U
11100-14-4	Aroclor 1268	ND	179000	18600	U
1336-36-3	PCBs, Total	1690000	179000	15900	

Results Summary
Form 1
Polychlorinated Biphenyls by GC

Client	: Barton & Loguidice, P.C	Lab Number	: L1917202
Project Name	: AMPHENOL-SUB SLAB SOIL	Project Number	: 1153.010.001
Lab ID	: L1917202-16D	Date Collected	: 04/25/19 11:35
Client ID	: B5-SS8 6-12"	Date Received	: 04/30/19
Sample Location	: SIDNEY, NY	Date Analyzed	: 05/02/19 06:31
Sample Matrix	: SOIL	Date Extracted	: 05/01/19
Analytical Method	: 1,8082A	Dilution Factor	: 5
Lab File ID	: 12190501a-57	Analyst	: WR
Sample Amount	: 15.14 g	Instrument ID	: PEST12
Extraction Method	: EPA 3540C	GC Column	: CLP-Pesticide
Extract Volume	: 5000 uL	%Solids	: 82
GPC Cleanup	: N	Injection Volume	: 1 uL
Sulfur Cleanup	: Y		

		ug/Kg			
CAS NO.	Parameter	Results	RL	MDL	Qualifier
12674-11-2	Aroclor 1016	ND	202	17.9	U
11104-28-2	Aroclor 1221	ND	202	20.2	U
11141-16-5	Aroclor 1232	ND	202	42.8	U
53469-21-9	Aroclor 1242	ND	202	27.2	U
12672-29-6	Aroclor 1248	1820	202	30.3	
11097-69-1	Aroclor 1254	ND	202	22.1	U
11096-82-5	Aroclor 1260	ND	202	37.3	U
37324-23-5	Aroclor 1262	ND	202	25.6	U
11100-14-4	Aroclor 1268	ND	202	20.9	U
1336-36-3	PCBs, Total	1820	202	17.9	

Results Summary
Form 1
Polychlorinated Biphenyls by GC

Client	: Barton & Loguidice, P.C	Lab Number	: L1917202
Project Name	: AMPHENOL-SUB SLAB SOIL	Project Number	: 1153.010.001
Lab ID	: L1917202-17D	Date Collected	: 04/25/19 11:41
Client ID	: B5-SS9 6-12"	Date Received	: 04/30/19
Sample Location	: SIDNEY, NY	Date Analyzed	: 05/02/19 15:46
Sample Matrix	: SOIL	Date Extracted	: 05/01/19
Analytical Method	: 1,8082A	Dilution Factor	: 2500
Lab File ID	: 12190502a-07	Analyst	: WR
Sample Amount	: 15.35 g	Instrument ID	: PEST12
Extraction Method	: EPA 3540C	GC Column	: CLP-Pesticide
Extract Volume	: 5000 uL	%Solids	: 92
GPC Cleanup	: N	Injection Volume	: 1 uL
Sulfur Cleanup	: Y		

		ug/Kg			
CAS NO.	Parameter	Results	RL	MDL	Qualifier
12674-11-2	Aroclor 1016	ND	88300	7840	U
11104-28-2	Aroclor 1221	ND	88300	8850	U
11141-16-5	Aroclor 1232	ND	88300	18700	U
53469-21-9	Aroclor 1242	ND	88300	11900	U
12672-29-6	Aroclor 1248	216000	88300	13200	
11097-69-1	Aroclor 1254	ND	88300	9660	U
11096-82-5	Aroclor 1260	ND	88300	16300	U
37324-23-5	Aroclor 1262	ND	88300	11200	U
11100-14-4	Aroclor 1268	ND	88300	9150	U
1336-36-3	PCBs, Total	216000	88300	7840	

Results Summary
Form 1
Polychlorinated Biphenyls by GC

Client	: Barton & Loguidice, P.C	Lab Number	: L1917202
Project Name	: AMPHENOL-SUB SLAB SOIL	Project Number	: 1153.010.001
Lab ID	: WG1232136-1	Date Collected	: NA
Client ID	: WG1232136-1BLANK	Date Received	: NA
Sample Location	:	Date Analyzed	: 05/02/19 05:29
Sample Matrix	: SOIL	Date Extracted	: 05/01/19
Analytical Method	: 1,8082A	Dilution Factor	: 1
Lab File ID	: 12190501a-52	Analyst	: WR
Sample Amount	: 15.43 g	Instrument ID	: PEST12
Extraction Method	: EPA 3540C	GC Column	: CLP-Pesticide
Extract Volume	: 5000 uL	%Solids	: NA
GPC Cleanup	: N	Injection Volume	: 1 uL
Sulfur Cleanup	: Y		

		ug/Kg			
CAS NO.	Parameter	Results	RL	MDL	Qualifier
12674-11-2	Aroclor 1016	ND	32.4	2.88	U
11104-28-2	Aroclor 1221	ND	32.4	3.25	U
11141-16-5	Aroclor 1232	ND	32.4	6.87	U
53469-21-9	Aroclor 1242	ND	32.4	4.37	U
12672-29-6	Aroclor 1248	ND	32.4	4.86	U
11097-69-1	Aroclor 1254	ND	32.4	3.54	U
11096-82-5	Aroclor 1260	ND	32.4	5.99	U
37324-23-5	Aroclor 1262	ND	32.4	4.12	U
11100-14-4	Aroclor 1268	ND	32.4	3.36	U
1336-36-3	PCBs, Total	ND	32.4	2.88	U

Wet Chemistry

Total Solids / Percent Moisture Analysis

Results

Form 1
WETCHEM

Client	: Barton & Loguidice, P.C	Lab Number	: L1917202
Project Name	: AMPHENOL-SUB SLAB SOIL	Project Number	: 1153.010.001
Lab ID	: L1917202-12	Date Collected	: 04/25/19 11:08
Client ID	: B5-SS4 6-12"	Date Received	: 04/30/19
Sample Location	: SIDNEY, NY	Date Analyzed	: 04/30/19 15:23
Sample Matrix	: SOIL	Dilution Factor	: 1
Analytical Method	: 121,2540G	Analyst	: RI
Lab File ID	: WG1231979.pdf	Instrument ID	: BALANCE#47
Sample Amount	:	%Solids	: 92
Digestion Method	:	Date Digested	:

		%			
CAS NO.	Parameter	Results	RL	MDL	Qualifier
NONE	Solids, Total	91.8	0.100	NA	

Form 1
WETCHEM

Client	: Barton & Loguidice, P.C	Lab Number	: L1917202
Project Name	: AMPHENOL-SUB SLAB SOIL	Project Number	: 1153.010.001
Lab ID	: L1917202-13	Date Collected	: 04/25/19 11:12
Client ID	: B5-SS5 6-12"	Date Received	: 04/30/19
Sample Location	: SIDNEY, NY	Date Analyzed	: 04/30/19 15:23
Sample Matrix	: SOIL	Dilution Factor	: 1
Analytical Method	: 121,2540G	Analyst	: RI
Lab File ID	: WG1231979.pdf	Instrument ID	: BALANCE#47
Sample Amount	:	%Solids	: 88
Digestion Method	:	Date Digested	:

		%			
CAS NO.	Parameter	Results	RL	MDL	Qualifier
NONE	Solids, Total	88.1	0.100	NA	

Form 1
WETCHEM

Client	: Barton & Loguidice, P.C	Lab Number	: L1917202
Project Name	: AMPHENOL-SUB SLAB SOIL	Project Number	: 1153.010.001
Lab ID	: L1917202-14	Date Collected	: 04/25/19 11:18
Client ID	: B5-SS6 6-12"	Date Received	: 04/30/19
Sample Location	: SIDNEY, NY	Date Analyzed	: 04/30/19 15:23
Sample Matrix	: SOIL	Dilution Factor	: 1
Analytical Method	: 121,2540G	Analyst	: RI
Lab File ID	: WG1231979.pdf	Instrument ID	: BALANCE#47
Sample Amount	:	%Solids	: 95
Digestion Method	:	Date Digested	:

		%			
CAS NO.	Parameter	Results	RL	MDL	Qualifier
NONE	Solids, Total	94.8	0.100	NA	

Form 1
WETCHEM

Client	: Barton & Loguidice, P.C	Lab Number	: L1917202
Project Name	: AMPHENOL-SUB SLAB SOIL	Project Number	: 1153.010.001
Lab ID	: L1917202-15	Date Collected	: 04/25/19 11:29
Client ID	: B5-SS7 6-12"	Date Received	: 04/30/19
Sample Location	: SIDNEY, NY	Date Analyzed	: 04/30/19 15:23
Sample Matrix	: SOIL	Dilution Factor	: 1
Analytical Method	: 121,2540G	Analyst	: RI
Lab File ID	: WG1231979.pdf	Instrument ID	: BALANCE#47
Sample Amount	:	%Solids	: 91
Digestion Method	:	Date Digested	:

		%			
CAS NO.	Parameter	Results	RL	MDL	Qualifier
NONE	Solids, Total	91.1	0.100	NA	

Form 1
WETCHEM

Client	: Barton & Loguidice, P.C	Lab Number	: L1917202
Project Name	: AMPHENOL-SUB SLAB SOIL	Project Number	: 1153.010.001
Lab ID	: L1917202-16	Date Collected	: 04/25/19 11:35
Client ID	: B5-SS8 6-12"	Date Received	: 04/30/19
Sample Location	: SIDNEY, NY	Date Analyzed	: 04/30/19 15:23
Sample Matrix	: SOIL	Dilution Factor	: 1
Analytical Method	: 121,2540G	Analyst	: RI
Lab File ID	: WG1231979.pdf	Instrument ID	: BALANCE#47
Sample Amount	:	%Solids	: 82
Digestion Method	:	Date Digested	:

		%			
CAS NO.	Parameter	Results	RL	MDL	Qualifier
NONE	Solids, Total	81.8	0.100	NA	

Form 1
WETCHEM

Client	: Barton & Loguidice, P.C	Lab Number	: L1917202
Project Name	: AMPHENOL-SUB SLAB SOIL	Project Number	: 1153.010.001
Lab ID	: L1917202-17	Date Collected	: 04/25/19 11:41
Client ID	: B5-SS9 6-12"	Date Received	: 04/30/19
Sample Location	: SIDNEY, NY	Date Analyzed	: 04/30/19 15:23
Sample Matrix	: SOIL	Dilution Factor	: 1
Analytical Method	: 121,2540G	Analyst	: RI
Lab File ID	: WG1231979.pdf	Instrument ID	: BALANCE#47
Sample Amount	:	%Solids	: 92
Digestion Method	:	Date Digested	:

		%			
CAS NO.	Parameter	Results	RL	MDL	Qualifier
NONE	Solids, Total	92.2	0.100	NA	

Form 1
WETCHEM

Client	: Barton & Loguidice, P.C	Lab Number	: L1917202
Project Name	: AMPHENOL-SUB SLAB SOIL	Project Number	: 1153.010.001
Lab ID	: WG1231979-1	Date Collected	: 04/25/19 11:08
Client ID	: B5-SS4 6-12"DUP	Date Received	: 04/30/19
Sample Location	:	Date Analyzed	: 04/30/19 15:23
Sample Matrix	: SOIL	Dilution Factor	: 1
Analytical Method	: 121,2540G	Analyst	: RI
Lab File ID	: WG1231979.pdf	Instrument ID	: BALANCE#47
Sample Amount	:	%Solids	: 92
Digestion Method	:	Date Digested	:

		%			
CAS NO.	Parameter	Results	RL	MDL	Qualifier
NONE	Solids, Total	91.0	0.100	NA	

ALPHA ANALYTICAL

World Class Chemistry

www.alphalab.com

Alpha Analytical

Laboratory Code: 11148

SDG Number: L1918093

The original project report/data package is held by Alpha Analytical. This report/data package is paginated and should be reproduced only in its entirety. Alpha Analytical holds no responsibility for results and/or data that are not consistent with the original.

Table of Contents

New York ASP Category A Data Deliverable Package 1
- Table of Contents 2
- Sample ID Cross Reference 3
- SDG Narrative 4
- Data Qualifier Definitions 6
- Instrument Information 8
- Volatile Organics Instruments 8
- Volatile Organics in Air Instruments 8
- Semivolatile Organics Instruments - Westborough 9
- Semivolatile Organic Instruments - Mansfield 10
- Sample Log-in Sheet 11
- Lims COC (LN01) 12
- External Chain of Custody 16
- Organics Analysis 18
  - GC PCB Analysis 19
    - Aroclor Sample Data 20
      - Form 1 - Organics 21
- Wet Chemistry Analysis 60
  - Total Solids Analysis 61
    - Results 62
      - Form 1 - Inorganics 63

Project Name: AMPHENOL SUB SLAB SOIL
Project Number: 1153.010.001

Lab Number: L1918093
Report Date: 05/03/19

Alpha Sample ID	Client ID	Matrix	Sample Location	Collection Date/Time	Receive Date
L1918093-01	B5-SS13 0-6"	SOIL	SIDNEY, NY	05/01/19 10:23	05/01/19
L1918093-02	B5-SS14 0-6"	SOIL	SIDNEY, NY	05/01/19 10:34	05/01/19
L1918093-03	B5-SS15 0-6"	SOIL	SIDNEY, NY	05/01/19 10:42	05/01/19
L1918093-04	B5-SS16 0-6"	SOIL	SIDNEY, NY	05/01/19 11:05	05/01/19
L1918093-05	B5-SS17 0-6"	SOIL	SIDNEY, NY	05/01/19 11:21	05/01/19
L1918093-06	B5-SS18 0-6"	SOIL	SIDNEY, NY	05/01/19 11:31	05/01/19
L1918093-07	B5-SS19 0-6"	SOIL	SIDNEY, NY	05/01/19 11:55	05/01/19
L1918093-08	B5-SS20 0-6"	SOIL	SIDNEY, NY	05/01/19 12:20	05/01/19
L1918093-09	B5-SS21 0-6"	SOIL	SIDNEY, NY	05/01/19 12:06	05/01/19
L1918093-10	B5-SS22 0-6"	SOIL	SIDNEY, NY	05/01/19 12:35	05/01/19
L1918093-11	B5-SS13	SOIL	SIDNEY, NY	05/01/19 10:27	05/01/19
L1918093-12	B5-SS14	SOIL	SIDNEY, NY	05/01/19 10:38	05/01/19
L1918093-13	B5-SS15	SOIL	SIDNEY, NY	05/01/19 10:46	05/01/19
L1918093-14	B5-SS16	SOIL	SIDNEY, NY	05/01/19 11:09	05/01/19
L1918093-15	B5-SS17	SOIL	SIDNEY, NY	05/01/19 11:26	05/01/19
L1918093-16	B5-SS18	SOIL	SIDNEY, NY	05/01/19 11:36	05/01/19
L1918093-17	B5-SS19	SOIL	SIDNEY, NY	05/01/19 12:00	05/01/19
L1918093-18	B5-SS20	SOIL	SIDNEY, NY	05/01/19 12:26	05/01/19
L1918093-19	B5-SS21	SOIL	SIDNEY, NY	05/01/19 12:12	05/01/19
L1918093-20	B5-SS22	SOIL	SIDNEY, NY	05/01/19 12:41	05/01/19

Case Narrative

The samples were received in accordance with the Chain of Custody and no significant deviations were encountered during the preparation or analysis unless otherwise noted. Sample Receipt, Container Information, and the Chain of Custody are located at the back of the report.

Results contained within this report relate only to the samples submitted under this Alpha Lab Number and meet NELAP requirements for all NELAP accredited parameters unless otherwise noted in the following narrative. The data presented in this report is organized by parameter (i.e. VOC, SVOC, etc.). Sample specific Quality Control data (i.e. Surrogate Spike Recovery) is reported at the end of the target analyte list for each individual sample, followed by the Laboratory Batch Quality Control at the end of each parameter. Tentatively Identified Compounds (TICs), if requested, are reported for compounds identified to be present and are not part of the method/program Target Compound List, even if only a subset of the TCL are being reported. If a sample was re-analyzed or re-extracted due to a required quality control corrective action and if both sets of data are reported, the Laboratory ID of the re-analysis or re-extraction is designated with an "R" or "RE", respectively. When multiple Batch Quality Control elements are reported (e.g. more than one LCS), the associated samples for each element are noted in the grey shaded header line of each data table. Any Laboratory Batch, Sample Specific % recovery or RPD value that is outside the listed Acceptance Criteria is bolded in the report. All specific QC information is also incorporated in the Data Usability format of our Data Merger tool where it can be reviewed along with any associated usability implications. Soil/sediments, solids and tissues are reported on a dry weight basis unless otherwise noted. Definitions of all data qualifiers and acronyms used in this report are provided in the Glossary located at the back of the report.

In reference to questions H (CAM) or 4 (RCP) when "NO" is checked, the performance criteria for CAM and RCP methods allow for some quality control failures to occur and still be within method compliance. In these instances the specific failure is not narrated but noted in the associated QC table. The information is also incorporated in the Data Usability format of our Data Merger tool where it can be reviewed along with any associated usability implications.

Please see the associated ADEx data file for a comparison of laboratory reporting limits that were achieved with the regulatory Numerical Standards requested on the Chain of Custody.

HOLD POLICY
For samples submitted on hold, Alpha's policy is to hold samples (with the exception of Air canisters) free of charge for 21 calendar days from the date the project is completed. After 21 calendar days, we will dispose of all samples submitted including those put on hold unless you have contacted your Client Service Representative and made arrangements for Alpha to continue to hold the samples. Air canisters will be disposed after 3 business days from the date the project is completed.

Please contact Client Services at 800-624-9220 with any questions.

Case Narrative (continued)

Report Submission

May 03, 2019: This final report includes the results of all requested analyses.

May 03, 2019: This is a preliminary report.

All non-detect (ND) or estimated concentrations (J-qualified) have been quantitated to the limit noted in the MDL column.

PCBs

L1918093-05 through -08, -10, and -14: The surrogate recoveries are below the acceptance criteria for 2,4,5,6-tetrachloro-m-xylene (0%) and decachlorobiphenyl (0%) due to the dilution required to quantitate the sample. Re-extraction was not required; therefore, the results of the original analysis are reported.

I, the undersigned, attest under the pains and penalties of perjury that, to the best of my knowledge and belief and based upon my personal inquiry of those responsible for providing the information contained in this analytical report, such information is accurate and complete. This certificate of analysis is not complete unless this page accompanies any and all pages of this report.

Authorized Signature: Kelly Stenstrom Report Date: 05/03/19

Title: Technical Director/Representative

GLOSSARY

Acronyms

DL	- Detection Limit: This value represents the level to which target analyte concentrations are reported as estimated values, when those target analyte concentrations are quantified below the limit of quantitation (LOQ). The DL includes any adjustments from dilutions, concentrations or moisture content, where applicable. (DoD report formats only.)
EDL	- Estimated Detection Limit: This value represents the level to which target analyte concentrations are reported as estimated values, when those target analyte concentrations are quantified below the reporting limit (RL). The EDL includes any adjustments from dilutions, concentrations or moisture content, where applicable. The use of EDLs is specific to the analysis of PAHs using Solid-Phase Microextraction (SPME).
EMPC	- Estimated Maximum Possible Concentration: The concentration that results from the signal present at the retention time of an analyte when the ions meet all of the identification criteria except the ion abundance ratio criteria. An EMPC is a worst-case estimate of the concentration.
EPA	- Environmental Protection Agency.
LCS	- Laboratory Control Sample: A sample matrix, free from the analytes of interest, spiked with verified known amounts of analytes or a material containing known and verified amounts of analytes.
LCSD	- Laboratory Control Sample Duplicate: Refer to LCS.
LFB	- Laboratory Fortified Blank: A sample matrix, free from the analytes of interest, spiked with verified known amounts of analytes or a material containing known and verified amounts of analytes.
LOD	- Limit of Detection: This value represents the level to which a target analyte can reliably be detected for a specific analyte in a specific matrix by a specific method. The LOD includes any adjustments from dilutions, concentrations or moisture content, where applicable. (DoD report formats only.)
LOQ	- Limit of Quantitation: The value at which an instrument can accurately measure an analyte at a specific concentration. The LOQ includes any adjustments from dilutions, concentrations or moisture content, where applicable. (DoD report formats only.) Limit of Quantitation: The value at which an instrument can accurately measure an analyte at a specific concentration. The LOQ includes any adjustments from dilutions, concentrations or moisture content, where applicable. (DoD report formats only.)
MDL	- Method Detection Limit: This value represents the level to which target analyte concentrations are reported as estimated values, when those target analyte concentrations are quantified below the reporting limit (RL). The MDL includes any adjustments from dilutions, concentrations or moisture content, where applicable.
MS	- Matrix Spike Sample: A sample prepared by adding a known mass of target analyte to a specified amount of matrix sample for which an independent estimate of target analyte concentration is available. For Method 332.0, the spike recovery is calculated using the native concentration, including estimated values.
MSD	- Matrix Spike Sample Duplicate: Refer to MS.
NA	- Not Applicable.
NC	- Not Calculated: Term is utilized when one or more of the results utilized in the calculation are non-detect at the parameter's reporting unit.
NDPA/DPA	- N-Nitrosodiphenylamine/Diphenylamine.
NI	- Not Ignitable.
NP	- Non-Plastic: Term is utilized for the analysis of Atterberg Limits in soil.
RL	- Reporting Limit: The value at which an instrument can accurately measure an analyte at a specific concentration. The RL includes any adjustments from dilutions, concentrations or moisture content, where applicable.
RPD	- Relative Percent Difference: The results from matrix and/or matrix spike duplicates are primarily designed to assess the precision of analytical results in a given matrix and are expressed as relative percent difference (RPD). Values which are less than five times the reporting limit for any individual parameter are evaluated by utilizing the absolute difference between the values; although the RPD value will be provided in the report.
SRM	- Standard Reference Material: A reference sample of a known or certified value that is of the same or similar matrix as the associated field samples.
STLP	- Semi-dynamic Tank Leaching Procedure per EPA Method 1315.
TEF	- Toxic Equivalency Factors: The values assigned to each dioxin and furan to evaluate their toxicity relative to 2,3,7,8-TCDD.
TEQ	- Toxic Equivalent: The measure of a sample's toxicity derived by multiplying each dioxin and furan by its corresponding TEF and then summing the resulting values.
TIC	- Tentatively Identified Compound: A compound that has been identified to be present and is not part of the target compound list (TCL) for the method and/or program. All TICs are qualitatively identified and reported as estimated concentrations.

Footnotes

Report Format: DU Report with 'J' Qualifiers

1 - The reference for this analyte should be considered modified since this analyte is absent from the target analyte list of the original method.

Terms

Analytical Method: Both the document from which the method originates and the analytical reference method. (Example: EPA 8260B is shown as 1,8260B.) The codes for the reference method documents are provided in the References section of the Addendum.

Final pH: As it pertains to Sample Receipt & Container Information section of the report, Final pH reflects pH of container determined after adjustment at the laboratory, if applicable. If no adjustment required, value reflects Initial pH.

Frozen Date/Time: With respect to Volatile Organics in soil, Frozen Date/Time reflects the date/time at which associated Reagent Water-preserved vials were initially frozen. Note: If frozen date/time is beyond 48 hours from sample collection, value will be reflected in 'bold'.

Initial pH: As it pertains to Sample Receipt & Container Information section of the report, Initial pH reflects pH of container determined upon receipt, if applicable.

PFAS Total: With respect to PFAS analyses, the 'PFAS, Total (5)' result is defined as the summation of results for: PFHpA, PFHxS, PFOA, PFNA and PFOS. If a 'Total' result is requested, the results of its individual components will also be reported.

Total: With respect to Organic analyses, a 'Total' result is defined as the summation of results for individual isomers or Aroclors. If a 'Total' result is requested, the results of its individual components will also be reported. This is applicable to 'Total' results for methods 8260, 8081 and 8082.

Data Qualifiers

A - Spectra identified as "Aldol Condensation Product".

B - The analyte was detected above the reporting limit in the associated method blank. Flag only applies to associated field samples that have detectable concentrations of the analyte at less than ten times (10x) the concentration found in the blank. For MCP-related projects, flag only applies to associated field samples that have detectable concentrations of the analyte at less than ten times (10x) the concentration found in the blank. For DOD-related projects, flag only applies to associated field samples that have detectable concentrations of the analyte at less than ten times (10x) the concentration found in the blank AND the analyte was detected above one-half the reporting limit (or above the reporting limit for common lab contaminants) in the associated method blank. For NJ-Air-related projects, flag only applies to associated field samples that have detectable concentrations of the analyte above the reporting limit. For NJ-related projects (excluding Air), flag only applies to associated field samples that have detectable concentrations of the analyte, which was detected above the reporting limit in the associated method blank or above five times the reporting limit for common lab contaminants (Phthalates, Acetone, Methylene Chloride, 2-Butanone).

C - Co-elution: The target analyte co-elutes with a known lab standard (i.e. surrogate, internal standards, etc.) for co-extracted analyses.

D - Concentration of analyte was quantified from diluted analysis. Flag only applies to field samples that have detectable concentrations of the analyte.

E - Concentration of analyte exceeds the range of the calibration curve and/or linear range of the instrument.

G - The concentration may be biased high due to matrix interferences (i.e, co-elution) with non-target compound(s). The result should be considered estimated.

H - The analysis of pH was performed beyond the regulatory-required holding time of 15 minutes from the time of sample collection.

I - The lower value for the two columns has been reported due to obvious interference.

M - Reporting Limit (RL) exceeds the MCP CAM Reporting Limit for this analyte.

NJ - Presumptive evidence of compound. This represents an estimated concentration for Tentatively Identified Compounds (TICs), where the identification is based on a mass spectral library search.

P - The RPD between the results for the two columns exceeds the method-specified criteria.

Q - The quality control sample exceeds the associated acceptance criteria. For DOD-related projects, LCS and/or Continuing Calibration Standard exceedences are also qualified on all associated sample results. Note: This flag is not applicable for matrix spike recoveries when the sample concentration is greater than 4x the spike added or for batch duplicate RPD when the sample concentrations are less than 5x the RL. (Metals only.)

R - Analytical results are from sample re-analysis.

RE - Analytical results are from sample re-extraction.

S - Analytical results are from modified screening analysis.

J - Estimated value. The Target analyte concentration is below the quantitation limit (RL), but above the Method Detection Limit (MDL) or Estimated Detection Limit (EDL) for SPME-related analyses. This represents an estimated concentration for Tentatively Identified Compounds (TICs).

ND - Not detected at the method detection limit (MDL) for the sample, or estimated detection limit (EDL) for SPME-related analyses.

Report Format: DU Report with 'J' Qualifiers

Volatile Organics Instruments

Volatile Organics:

Instrument: Agilent 7890 GC/5975C MSD	Columns (length x ID x df):
Trap: Supelco K Trap (VOACARB 3000)	RTX-VMS 20m x 0.18mm x 1um
Concentrator: EST Encon (or equivalent)	RTX-VMS 30m x 0.25mm x 1.4um
Autosampler: EST Centurion (or equivalent)	RTX-502.2 40m x 0.18mm x 1um
Purge time: 11 min	

Volatile Organics: VPH

Instrument: Agilent 6890 (or equivalent)	Column Type: Restek RTX 502.2
Trap: Supelco K Trap (VOACARB 3000)	Column Length: 105 Meters
Concentrator: EST Encon (or equivalent)	df: 3.00 um
Autosampler: EST Centurion (or equivalent)	ID: 0.53mm

Volatile Organics: PIANO

Instrument: Agilent 7890 GC/5975C MSD	Column Type: DB-VRX
Trap: Supelco K Trap (VOACARB 3000)	Column Length: 60 Meters
Concentrator: Tekmar Velocity / EST Encon	df: 1.40 um
Autosampler: Varian Archon / EST Centurion	ID: 0.25 mm
Purge time: 11 min	Desorb: 1 min

Volatile Organics: Dissolved Gas

Instrument: Agilent 7890 (or equivalent) with FID/TCD

	Column Type: Haysep S Column
	Column Length: 2 Meters packed (100/200 mesh)
Autosampler: LEAP Headspace	Purge time: 0.6 min

Volatile Organics in Air Instruments

Volatile Organics in Air:

Instruments: Agilent 6890 GC / 5975 MSD Shimadzu QP2010-SE / QP2020

Concentrator: Entech 7100A or 7200	Column Type: Restek RTX-1
Autosampler: Entech 7016CA or 7016D	Column Length: 60 Meters
	df: 1.00 um
	ID: 0.25 mm or 0.32 mm

Trap 1: Glass Bead: manufacturer-Entech: 20 cm packing material
Trap 2: Tenax: manufacturer-Entech: 20 cm packing material

Semivolatile Organics Instruments - Westborough

Semivolatile Organics (Acid/Base/Neutral Extractables):

Instrument: Agilent 5973N MSD	Injection volume: 1 ul;2 uL LVI
Column Type: Restek RXI-5SILMS	df: 0.32 um
Column Length: 30 Meters	ID: 0.25 mm

Polynuclear Aromatic Hydrocarbons by 8270 SIM:

Instrument: Agilent 5973 MSD	Injection volume: 1 ul;2 uL LVI
Column Type: Restek RXI-5SILMS	df: 0.25 um
Column Length: 30 Meters	ID: 0.25 mm

Pesticides/PCB/Herbicides:

Instrument: Agilent 6890 w/Dual Micro ECDs	Injection Volume: 1uL
Column A: Restek RTX-CL/STX-CL	df: 0.32
Column B: Restek RTX/STX-CLPPesticide II	df: 0.25
Column Length: 30 Meters	ID: 0.32 mm

Petroleum/EPH:

Instrument: Agilent 6890 w/FID / HP 5890 w/ FID	Injection Volume: 1uL
Column: Restek RTX 5	df: 0.25
Column Length: 30 Meters	
ID: 0.32 mm	

Semivolatile Organic Instruments - Mansfield

Semivolatile Organics (ALK-PAH Extractables):

Instrument: Agilent 5973N / 5975 MSD	Injection volume: 1 ul
Column Type: ZB-5	df: 0.25 um
Column Length: 60 Meters	ID: 0.25 mm

Semivolatile Organics (8270):

Instrument: Agilent 5973N / 5975 MSD	Injection volume: 2 ul
Column Type: ZB-Semivolatiles	df: 0.25 um
Column Length: 30 Meters	ID: 0.25 mm

Semivolatile Organics (8270 SIM):

Instrument: Agilent 5973N / 5975 MSD	Injection volume: 3 ul
Column Type: ZB-5	df: 0.25 um
Column Length: 30 Meters	ID: 0.25 mm

Semivolatile Organics (1,4-Dioxane):

Instrument: Agilent 5973N / 5975 / 5977 MSD	Injection volume: 3 ul
Column Type: RTX-5	df: 0.25um, 0.18 um
Column Length: 30 Meters	ID: 0.25um, 0.18 mm

Semivolatile Organics (209 Congener):

Instrument: Agilent 5973N / 5975 MSD	Injection volume: 3 ul
Column Type: RTX-5, RTX-PCB	df: 0.25um, 0.18 um
Column Length: 60 Meters	ID: 0.25um, 0.18 mm

Semivolatile Organics (8081):

Instrument: Agilent 6890 / 7890	Injection volume: 1 ul
Column Type: RTX-5 / RTX-CLP II	df: 0.25 um
Column Length: 60 Meters	ID: 0.25 mm

Semivolatile Organics (8082):

Instrument: Agilent 6890 w/Dual Micro ECDs	Injection Volume: 1uL
Column A: Restek RTX-CL/STX-CL	df: 0.32
Column B: Restek RTX/STX-CLPPesticide II	df: 0.25
Column Length: 30 Meters	ID: 0.32 mm

Semivolatile Organics (SHC Extractables):

Instrument: Agilent 6890	Injection volume: 1 ul
Column Type: RTX-5	df: 0.25 um
Column Length: 60 Meters	ID: 0.25 mm

Sample Delivery Group Summary

Alpha Job Number : L1918093

Received : 01-MAY-2019
Reviewer : Shaniya Langford

Account Name : Barton & Loguidice, P.C
Project Number : 1153.010.001
Project Name : AMPHENOL SUB SLAB SOIL

Delivery Information

Samples Delivered By : Alpha Courier

Chain of Custody : Present

Cooler Information

Cooler	Seal/Seal#	Preservation	Temperature(°C)	Additional Information
A	Absent/	Ice	2.3	

Condition Information

1) All samples on COC received?	**YES**
2) Extra samples received?	**NO**
3) Are there any sample container discrepancies?	**NO**
4) Are there any discrepancies between sample labels & COC? L1918093-12: 01-MAY-19 10:38 vs. 01-MAY-19 10:48	**YES**
5) Are samples in appropriate containers for requested analysis?	**YES**
6) Are samples properly preserved for requested analysis?	**YES**
7) Are samples within holding time for requested analysis?	**YES**
8) All sampling equipment returned?	**NA**

Volatile Organics/VPH

1) Reagent Water Vials Frozen by Client?	**NA**

ALPHA ANALYTICAL LABORATORIES, INC.
LOGIN CHAIN OF CUSTODY REPORT
May 03 2019, 06:30 pm

Login Number: L1918093
Account: BARTON2 Barton & Loguidice, P.CProject: 1153.010.001
Received: 01MAY19 Due Date: 02MAY19

Sample #	Client ID	Mat	PR	Collected
L1918093-01	B5-SS13 0-6"	3	1A	01MAY19 10:23

8082:Segregate glassware; potential high PCB; use 5 g for extraction ASP-A Package Due Date: 05/02/19
ASP-A,NYTCL-8082,TS

Sample #	Client ID	Mat	PR	Collected
L1918093-02	B5-SS14 0-6"	3	1A	01MAY19 10:34

8082:Segregate glassware; potential high PCB; use 5 g for extraction Package Due Date: 05/02/19
NYTCL-8082,TS

Sample #	Client ID	Mat	PR	Collected
L1918093-03	B5-SS15 0-6"	3	1A	01MAY19 10:42

8082:Segregate glassware; potential high PCB; use 5 g for extraction Package Due Date: 05/02/19
NYTCL-8082,TS

Sample #	Client ID	Mat	PR	Collected
L1918093-04	B5-SS16 0-6"	3	1A	01MAY19 11:05

8082:Segregate glassware; potential high PCB; use 5 g for extraction Package Due Date: 05/02/19
NYTCL-8082,TS

Sample #	Client ID	Mat	PR	Collected
L1918093-05	B5-SS17 0-6"	3	1A	01MAY19 11:21

8082:Segregate glassware; potential high PCB; use 5 g for extraction Package Due Date: 05/02/19
NYTCL-8082,TS

Sample #	Client ID	Mat	PR	Collected
L1918093-06	B5-SS18 0-6"	3	1A	01MAY19 11:31

8082:Segregate glassware; potential high PCB; use 5 g for extraction Package Due Date: 05/02/19
NYTCL-8082,TS

Sample #	Client ID	Mat	PR	Collected
L1918093-07	B5-SS19 0-6"	3	1A	01MAY19 11:55

8082:Segregate glassware; potential high PCB; use 5 g for extraction Package Due Date: 05/02/19

ALPHA ANALYTICAL LABORATORIES, INC.
LOGIN CHAIN OF CUSTODY REPORT
May 03 2019, 06:30 pm

Login Number: L1918093
Account: BARTON2 Barton & Loguidice, P.CProject: 1153.010.001
Received: 01MAY19 Due Date: 02MAY19

Sample #	Client ID	Mat	PR	Collected
NYTCL-8082,TS				
L1918093-08	B5-SS20 0-6"	3	1A	01MAY19 12:20
8082:Segregate glassware; potential high PCB; use 5 g for extraction Package Due Date: 05/02/19				
NYTCL-8082,TS				
L1918093-09	B5-SS21 0-6"	3	1A	01MAY19 12:06
8082:Segregate glassware; potential high PCB; use 5 g for extraction Package Due Date: 05/02/19				
NYTCL-8082,TS				
L1918093-10	B5-SS22 0-6"	3	1A	01MAY19 12:35
8082:Segregate glassware; potential high PCB; use 5 g for extraction Package Due Date: 05/02/19				
NYTCL-8082,TS				
L1918093-11	B5-SS13	3	1A	01MAY19 10:27
8082:Segregate glassware; potential high PCB; use 5 g for extraction Package Due Date: 05/02/19				
NYTCL-8082,TS				
L1918093-12	B5-SS14	3	1A	01MAY19 10:38
8082:Segregate glassware; potential high PCB; use 5 g for extraction Package Due Date: 05/02/19				
NYTCL-8082,TS				
L1918093-13	B5-SS15	3	1A	01MAY19 10:46
8082:Segregate glassware; potential high PCB; use 5 g for extraction Package Due Date: 05/02/19				
NYTCL-8082,TS				

ALPHA ANALYTICAL LABORATORIES, INC.
LOGIN CHAIN OF CUSTODY REPORT
May 03 2019, 06:30 pm

Login Number: L1918093
Account: BARTON2 Barton & Loguidice, P.CProject: 1153.010.001
Received: 01MAY19 Due Date: 02MAY19

Sample #	Client ID	Mat	PR	Collected
L1918093-14	B5-SS16	3	1A	01MAY19 11:09
8082:Segregate glassware; potential high PCB; use 5 g for extraction Package Due Date: 05/02/19				
NYTCL-8082,TS				
L1918093-15	B5-SS17	3	1A	01MAY19 11:26
8082:Segregate glassware; potential high PCB; use 5 g for extraction Package Due Date: 05/02/19				
NYTCL-8082,TS				
L1918093-16	B5-SS18	3	1A	01MAY19 11:36
8082:Segregate glassware; potential high PCB; use 5 g for extraction Package Due Date: 05/02/19				
NYTCL-8082,TS				
L1918093-17	B5-SS19	3	1A	01MAY19 12:00
8082:Segregate glassware; potential high PCB; use 5 g for extraction Package Due Date: 05/02/19				
NYTCL-8082,TS				
L1918093-18	B5-SS20	3	1A	01MAY19 12:26
8082:Segregate glassware; potential high PCB; use 5 g for extraction Package Due Date: 05/02/19				
NYTCL-8082,TS				
L1918093-19	B5-SS21	3	1A	01MAY19 12:12
8082:Segregate glassware; potential high PCB; use 5 g for extraction Package Due Date: 05/02/19				
NYTCL-8082,TS				
L1918093-20	B5-SS22	3	1A	01MAY19 12:41
8082:Segregate glassware; potential high PCB; use 5 g for extraction Package Due Date: 05/02/19				

ALPHA ANALYTICAL LABORATORIES, INC.
LOGIN CHAIN OF CUSTODY REPORT
May 03 2019, 06:30 pm

Login Number: L1918093
Account: BARTON2 Barton & Loguidice, P.CProject: 1153.010.001
Received: 01MAY19 Due Date: 02MAY19

Sample #	Client ID	Mat	PR	Collected

NYTCL-8082,TS

Page 4
Logged By: Candace Fox

NEW YORK CHAIN OF CUSTODY

ALPHA ANALYTICAL

Westborough, MA 01581
8 Walkup Dr.
TEL: 508-898-9220
FAX: 508-898-9193

Mansfield, MA 02048
320 Forbes Blvd
TEL: 508-822-9300
FAX: 508-822-3288

Service Centers
Mahwah, NJ 07430: 35 Whitney Rd, Suite 5
Albany, NY 12205: 14 Walker Way
Tonawanda, NY 14150: 275 Cooper Ave, Suite 105

Page 1 of 2

Date Rec'd in Lab: 5/2/19

ALPHA Job #: L1918093

Client Information
Client: B+C
Address: 443 Electronics Pkwy Liverpool NY 13088
Phone: 315-457-5200
Fax: MStrobel@
Email: bonfonandlaguidice.com

Project Information
Project Name: Amphenol Sub Slab Soil
Project Location: 1153.010.001 Syracuse, NY
Project #
(Use Project name as Project #) ☐
Project Manager: Bryce Dingman
ALPHAQuote #:

Turn-Around Time
Standard ☐ Due Date:
Rush (only if pre approved) ☒ # of Days: 1

Deliverables
☒ ASP-A ☐ ASP-B
☐ EQuIS (1 File) ☐ EQuIS (4 File)
☐ Other

Regulatory Requirement
☐ NY TOGS ☐ NY Part 375
☐ AWQ Standards ☐ NY CP-51
☐ NY Restricted Use ☐ Other
☐ NY Unrestricted Use
☐ NYC Sewer Discharge

Billing Information
☐ Same as Client Info
PO # 1153.010.001

Disposal Site Information
Please identify below location of applicable disposal facilities.
Disposal Facility:
☐ NJ ☐ NY
☐ Other:

These samples have been previously analyzed by Alpha ☐

Other project specific requirements/comments:
CC Results to BDingman@bonfonandlaguidice.com

Please specify Metals or TAL.

Sample Filtration
☐ Done
☐ Lab to do
Preservation
☐ Lab to do
(Please Specify below)

ALPHA Lab ID (Lab Use Only)	Sample ID	Collection Date	Collection Time	Sample Matrix	Sampler's Initials	PCBs	Sample Specific Comments	Total Bottle
18093-01	B5-5513 0-6"	05/01/19	10:23	Soil	MP	X		
02	B5-5514 0-6"	↓	10:34	↓	↓	X		
03	B5-5515 0-6"		10:42			X		
04	B5-5516 0-6"		11:05			X		
05	B5-5517 0-6"		11:21			X		
06	B5-5518 0-6"		11:31			X		
07	B5-5519 0-6"		11:55			X		
08	B5-5520 0-6"		12:20			X		
09	B5-5521 0-6"		12:06			X		
10	B5-5522 0-6"	↓	12:35	↓	↓	X		
					Container Type	A		
					Preservative	A		

Preservative Code:
A = None
B = HCl
C = HNO_3
D = H_2SO_4
E = NaOH
F = MeOH
G = $NaHSO_4$
H = $Na_2S_2O_3$
K/E = Zn Ac/NaOH
O = Other

Container Code
P = Plastic
A = Amber Glass
V = Vial
G = Glass
B = Bacteria Cup
C = Cube
O = Other
E = Encore
D = BOD Bottle

Westboro: Certification No: MA935
Mansfield: Certification No: MA015

Relinquished By:	Date/Time	Received By:	Date/Time
[signature]	05/01/19 1618	[signature]	5/1/19 1940
[signature]	5/1/19 1940	[signature]	5/2/19 01:25

Please print clearly, legibly and completely. Samples can not be logged in and turnaround time clock will not start until any ambiguities are resolved. BY EXECUTING THIS COC, THE CLIENT HAS READ AND AGREES TO BE BOUND BY ALPHA'S TERMS & CONDITIONS. (See reverse side.)

Form No: 01-25 HC (rev. 30-Sept-2013)

NEW YORK CHAIN OF CUSTODY

ALPHA ANALYTICAL

Westborough, MA 01581
8 Walkup Dr.
TEL: 508-898-9220
FAX: 508-898-9193

Mansfield, MA 02048
320 Forbes Blvd
TEL: 508-822-9300
FAX: 508-822-3288

Service Centers
Mahwah, NJ 07430: 35 Whitney Rd, Suite 5
Albany, NY 12205: 14 Walker Way
Tonawanda, NY 14150: 275 Cooper Ave, Suite 105

Page 2 of 2

Date Rec'd in Lab: 5/2/19

ALPHA Job #: L1918093

Client Information
Client: BrL
Address: 443 Electronics Pkwy
Liverpool NY 13088
Phone: 315-457-5200
Fax: MStrabile
Email: bartonandloguidice.com

Project Information
Project Name: Amphenol Sub Slab Soil
Project Location: 1153.010001 Syracuse NY
Project #
(Use Project name as Project #) ☐
Project Manager: Bryce Dingman
ALPHAQuote #:

Turn-Around Time
Standard ☐ Due Date:
Rush (only if pre approved) ☒ # of Days: 1

Deliverables
☒ ASP-A ☐ ASP-B
☐ EQuIS (1 File) ☐ EQuIS (4 File)
☐ Other

Billing Information
☐ Same as Client Info
PO #

Regulatory Requirement
☐ NY TOGS ☐ NY Part 375
☐ AWQ Standards ☐ NY CP-51
☐ NY Restricted Use ☐ Other
☐ NY Unrestricted Use
☐ NYC Sewer Discharge

Disposal Site Information
Please identify below location of applicable disposal facilities.
Disposal Facility:
☐ NJ ☐ NY
☐ Other:

These samples have been previously analyzed by Alpha ☐

Other project specific requirements/comments:
CC Results to BDingman@bartonandloguidice.com

Please specify Metals or TAL.

Sample Filtration
☐ Done
☐ Lab to do
Preservation
☐ Lab to do
(Please Specify below)

ALPHA Lab ID (Lab Use Only)	Sample ID	Collection Date	Collection Time	Sample Matrix	Sampler's Initials	ANALYSIS: PCBs	Sample Specific Comments	Total # of Bottles
18093-11	B5-5513	05/01/19	10:27	Soil	MB	X		
-12	B5-5514		10:38			X		
-13	B5-5515		10:46			X		
-14	B5-5516		11:09			X		
-15	B5-5517		11:26			X		
-16	B5-5518		11:36			X		
-17	B5-5519		12:00			X		
-18	B5-5520		12:26			X		
-19	B5-5521		12:12			X		
-20	B5-5522		12:41			X		
					Container Type	A		
					Preservative	A		

Preservative Code:
A = None
B = HCl
C = HNO_3
D = H_2SO_4
E = NaOH
F = MeOH
G = $NaHSO_4$
H = $Na_2S_2O_3$
K/E = Zn Ac/NaOH
O = Other

Container Code
P = Plastic
A = Amber Glass
V = Vial
G = Glass
B = Bacteria Cup
C = Cube
O = Other
E = Encore
D = BOD Bottle

Westboro: Certification No: MA935
Mansfield: Certification No: MA015

Relinquished By:	Date/Time	Received By:	Date/Time
[signature]	05/01/19 16:18	[signature]	5/1/19 1940
[signature]	5/1/19 1940	[signature]	5/2/19 01:25

Please print clearly, legibly and completely. Samples can not be logged in and turnaround time clock will not start until any ambiguities are resolved. BY EXECUTING THIS COC, THE CLIENT HAS READ AND AGREES TO BE BOUND BY ALPHA'S TERMS & CONDITIONS. (See reverse side.)

Form No: 01-25 HC (rev. 30-Sept-2013)

Organics

GC Extractable Analysis Polychlorinated Biphenyls (PCB)

Aroclor Sample Data

Results Summary
Form 1
Polychlorinated Biphenyls by GC

Client	: Barton & Loguidice, P.C	Lab Number	: L1918093
Project Name	: AMPHENOL SUB SLAB SOIL	Project Number	: 1153.010.001
Lab ID	: L1918093-01D	Date Collected	: 05/01/19 10:23
Client ID	: B5-SS13 0-6"	Date Received	: 05/01/19
Sample Location	: SIDNEY, NY	Date Analyzed	: 05/02/19 21:44
Sample Matrix	: SOIL	Date Extracted	: 05/02/19
Analytical Method	: 1,8082A	Dilution Factor	: 5
Lab File ID	: 13190502a-46	Analyst	: HT
Sample Amount	: 15.79 g	Instrument ID	: PEST13
Extraction Method	: EPA 3546	GC Column	: CLP-Pesticide
Extract Volume	: 5000 uL	%Solids	: 81
GPC Cleanup	: N	Injection Volume	: 1 uL
Sulfur Cleanup	: Y		

		ug/Kg			
CAS NO.	Parameter	Results	RL	MDL	Qualifier
12674-11-2	Aroclor 1016	ND	196	17.4	U
11104-28-2	Aroclor 1221	ND	196	19.7	U
11141-16-5	Aroclor 1232	ND	196	41.6	U
53469-21-9	Aroclor 1242	ND	196	26.5	U
11097-69-1	Aroclor 1254	ND	196	21.5	U
11096-82-5	Aroclor 1260	ND	196	36.3	U
37324-23-5	Aroclor 1262	ND	196	24.9	U
11100-14-4	Aroclor 1268	ND	196	20.4	U

Results Summary
Form 1
Polychlorinated Biphenyls by GC

Client	: Barton & Loguidice, P.C	Lab Number	: L1918093
Project Name	: AMPHENOL SUB SLAB SOIL	Project Number	: 1153.010.001
Lab ID	: L1918093-01D	Date Collected	: 05/01/19 10:23
Client ID	: B5-SS13 0-6"	Date Received	: 05/01/19
Sample Location	: SIDNEY, NY	Date Analyzed	: 05/02/19 21:44
Sample Matrix	: SOIL	Date Extracted	: 05/02/19
Analytical Method	: 1,8082A	Dilution Factor	: 5
Lab File ID	: 13190502a-46	Analyst	: HT
Sample Amount	: 15.79 g	Instrument ID	: PEST13
Extraction Method	: EPA 3546	GC Column	: CLP-PesticideII
Extract Volume	: 5000 uL	%Solids	: 81
GPC Cleanup	: N	Injection Volume	: 1 uL
Sulfur Cleanup	: Y		

		ug/Kg			
CAS NO.	Parameter	Results	RL	MDL	Qualifier
12672-29-6	Aroclor 1248	872	196	29.5	
1336-36-3	PCBs, Total	872	196	17.4	

Results Summary
Form 1
Polychlorinated Biphenyls by GC

Client	: Barton & Loguidice, P.C	Lab Number	: L1918093
Project Name	: AMPHENOL SUB SLAB SOIL	Project Number	: 1153.010.001
Lab ID	: L1918093-02	Date Collected	: 05/01/19 10:34
Client ID	: B5-SS14 0-6"	Date Received	: 05/01/19
Sample Location	: SIDNEY, NY	Date Analyzed	: 05/02/19 16:32
Sample Matrix	: SOIL	Date Extracted	: 05/02/19
Analytical Method	: 1,8082A	Dilution Factor	: 1
Lab File ID	: 13190502a-31	Analyst	: HT
Sample Amount	: 15.3 g	Instrument ID	: PEST13
Extraction Method	: EPA 3546	GC Column	: CLP-Pesticide
Extract Volume	: 5000 uL	%Solids	: 91
GPC Cleanup	: N	Injection Volume	: 1 uL
Sulfur Cleanup	: Y		

		ug/Kg			
CAS NO.	Parameter	Results	RL	MDL	Qualifier
12674-11-2	Aroclor 1016	ND	35.8	3.18	U
11104-28-2	Aroclor 1221	ND	35.8	3.59	U
11141-16-5	Aroclor 1232	ND	35.8	7.60	U
53469-21-9	Aroclor 1242	ND	35.8	4.83	U
11097-69-1	Aroclor 1254	ND	35.8	3.92	U
11096-82-5	Aroclor 1260	ND	35.8	6.62	U
37324-23-5	Aroclor 1262	ND	35.8	4.55	U
11100-14-4	Aroclor 1268	ND	35.8	3.71	U

Results Summary
Form 1
Polychlorinated Biphenyls by GC

Client	: Barton & Loguidice, P.C	Lab Number	: L1918093
Project Name	: AMPHENOL SUB SLAB SOIL	Project Number	: 1153.010.001
Lab ID	: L1918093-02	Date Collected	: 05/01/19 10:34
Client ID	: B5-SS14 0-6"	Date Received	: 05/01/19
Sample Location	: SIDNEY, NY	Date Analyzed	: 05/02/19 16:32
Sample Matrix	: SOIL	Date Extracted	: 05/02/19
Analytical Method	: 1,8082A	Dilution Factor	: 1
Lab File ID	: 13190502a-31	Analyst	: HT
Sample Amount	: 15.3 g	Instrument ID	: PEST13
Extraction Method	: EPA 3546	GC Column	: CLP-PesticideII
Extract Volume	: 5000 uL	%Solids	: 91
GPC Cleanup	: N	Injection Volume	: 1 uL
Sulfur Cleanup	: Y		

		ug/Kg			
CAS NO.	Parameter	Results	RL	MDL	Qualifier
12672-29-6	Aroclor 1248	425	35.8	5.37	
1336-36-3	PCBs, Total	425	35.8	3.18	

Results Summary
Form 1
Polychlorinated Biphenyls by GC

Client	: Barton & Loguidice, P.C	Lab Number	: L1918093
Project Name	: AMPHENOL SUB SLAB SOIL	Project Number	: 1153.010.001
Lab ID	: L1918093-03	Date Collected	: 05/01/19 10:42
Client ID	: B5-SS15 0-6"	Date Received	: 05/01/19
Sample Location	: SIDNEY, NY	Date Analyzed	: 05/02/19 16:45
Sample Matrix	: SOIL	Date Extracted	: 05/02/19
Analytical Method	: 1,8082A	Dilution Factor	: 1
Lab File ID	: 13190502a-32	Analyst	: HT
Sample Amount	: 15.71 g	Instrument ID	: PEST13
Extraction Method	: EPA 3546	GC Column	: CLP-Pesticide
Extract Volume	: 5000 uL	%Solids	: 84
GPC Cleanup	: N	Injection Volume	: 1 uL
Sulfur Cleanup	: Y		

		ug/Kg			
CAS NO.	Parameter	Results	RL	MDL	Qualifier
12674-11-2	Aroclor 1016	ND	37.9	3.37	U
11104-28-2	Aroclor 1221	ND	37.9	3.80	U
11141-16-5	Aroclor 1232	ND	37.9	8.04	U
53469-21-9	Aroclor 1242	ND	37.9	5.11	U
11097-69-1	Aroclor 1254	ND	37.9	4.15	U
11096-82-5	Aroclor 1260	ND	37.9	7.01	U
37324-23-5	Aroclor 1262	ND	37.9	4.82	U
11100-14-4	Aroclor 1268	ND	37.9	3.93	U

Results Summary
Form 1
Polychlorinated Biphenyls by GC

Client	: Barton & Loguidice, P.C	Lab Number	: L1918093
Project Name	: AMPHENOL SUB SLAB SOIL	Project Number	: 1153.010.001
Lab ID	: L1918093-03	Date Collected	: 05/01/19 10:42
Client ID	: B5-SS15 0-6"	Date Received	: 05/01/19
Sample Location	: SIDNEY, NY	Date Analyzed	: 05/02/19 16:45
Sample Matrix	: SOIL	Date Extracted	: 05/02/19
Analytical Method	: 1,8082A	Dilution Factor	: 1
Lab File ID	: 13190502a-32	Analyst	: HT
Sample Amount	: 15.71 g	Instrument ID	: PEST13
Extraction Method	: EPA 3546	GC Column	: CLP-PesticideII
Extract Volume	: 5000 uL	%Solids	: 84
GPC Cleanup	: N	Injection Volume	: 1 uL
Sulfur Cleanup	: Y		

		ug/Kg			
CAS NO.	Parameter	Results	RL	MDL	Qualifier
12672-29-6	Aroclor 1248	446	37.9	5.69	
1336-36-3	PCBs, Total	446	37.9	3.37	

Results Summary
Form 1
Polychlorinated Biphenyls by GC

Client	: Barton & Loguidice, P.C	Lab Number	: L1918093
Project Name	: AMPHENOL SUB SLAB SOIL	Project Number	: 1153.010.001
Lab ID	: L1918093-04D	Date Collected	: 05/01/19 11:05
Client ID	: B5-SS16 0-6"	Date Received	: 05/01/19
Sample Location	: SIDNEY, NY	Date Analyzed	: 05/02/19 22:10
Sample Matrix	: SOIL	Date Extracted	: 05/02/19
Analytical Method	: 1,8082A	Dilution Factor	: 5
Lab File ID	: 13190502a-48	Analyst	: HT
Sample Amount	: 15.78 g	Instrument ID	: PEST13
Extraction Method	: EPA 3546	GC Column	: CLP-Pesticide
Extract Volume	: 5000 uL	%Solids	: 89
GPC Cleanup	: N	Injection Volume	: 1 uL
Sulfur Cleanup	: Y		

		ug/Kg			
CAS NO.	Parameter	Results	RL	MDL	Qualifier
12674-11-2	Aroclor 1016	ND	177	15.7	U
11104-28-2	Aroclor 1221	ND	177	17.8	U
11141-16-5	Aroclor 1232	ND	177	37.6	U
53469-21-9	Aroclor 1242	ND	177	23.9	U
11097-69-1	Aroclor 1254	ND	177	19.4	U
11096-82-5	Aroclor 1260	ND	177	32.7	U
37324-23-5	Aroclor 1262	ND	177	22.5	U
11100-14-4	Aroclor 1268	ND	177	18.4	U

Results Summary
Form 1
Polychlorinated Biphenyls by GC

Client	: Barton & Loguidice, P.C	Lab Number	: L1918093
Project Name	: AMPHENOL SUB SLAB SOIL	Project Number	: 1153.010.001
Lab ID	: L1918093-04D	Date Collected	: 05/01/19 11:05
Client ID	: B5-SS16 0-6"	Date Received	: 05/01/19
Sample Location	: SIDNEY, NY	Date Analyzed	: 05/02/19 22:10
Sample Matrix	: SOIL	Date Extracted	: 05/02/19
Analytical Method	: 1,8082A	Dilution Factor	: 5
Lab File ID	: 13190502a-48	Analyst	: HT
Sample Amount	: 15.78 g	Instrument ID	: PEST13
Extraction Method	: EPA 3546	GC Column	: CLP-PesticideII
Extract Volume	: 5000 uL	%Solids	: 89
GPC Cleanup	: N	Injection Volume	: 1 uL
Sulfur Cleanup	: Y		

		ug/Kg			
CAS NO.	Parameter	Results	RL	MDL	Qualifier
12672-29-6	Aroclor 1248	1160	177	26.6	
1336-36-3	PCBs, Total	1160	177	15.7	

Results Summary
Form 1
Polychlorinated Biphenyls by GC

Client	: Barton & Loguidice, P.C	Lab Number	: L1918093
Project Name	: AMPHENOL SUB SLAB SOIL	Project Number	: 1153.010.001
Lab ID	: L1918093-05D	Date Collected	: 05/01/19 11:21
Client ID	: B5-SS17 0-6"	Date Received	: 05/01/19
Sample Location	: SIDNEY, NY	Date Analyzed	: 05/02/19 21:57
Sample Matrix	: SOIL	Date Extracted	: 05/02/19
Analytical Method	: 1,8082A	Dilution Factor	: 500
Lab File ID	: 13190502a-47	Analyst	: HT
Sample Amount	: 15.75 g	Instrument ID	: PEST13
Extraction Method	: EPA 3546	GC Column	: CLP-Pesticide
Extract Volume	: 5000 uL	%Solids	: 92
GPC Cleanup	: N	Injection Volume	: 1 uL
Sulfur Cleanup	: Y		

		ug/Kg			
CAS NO.	Parameter	Results	RL	MDL	Qualifier
12674-11-2	Aroclor 1016	ND	17200	1530	U
11104-28-2	Aroclor 1221	ND	17200	1730	U
11141-16-5	Aroclor 1232	ND	17200	3660	U
53469-21-9	Aroclor 1242	ND	17200	2320	U
11097-69-1	Aroclor 1254	ND	17200	1890	U
11096-82-5	Aroclor 1260	ND	17200	3190	U
37324-23-5	Aroclor 1262	ND	17200	2190	U
11100-14-4	Aroclor 1268	ND	17200	1790	U

Results Summary
Form 1
Polychlorinated Biphenyls by GC

Client	: Barton & Loguidice, P.C	Lab Number	: L1918093
Project Name	: AMPHENOL SUB SLAB SOIL	Project Number	: 1153.010.001
Lab ID	: L1918093-05D	Date Collected	: 05/01/19 11:21
Client ID	: B5-SS17 0-6"	Date Received	: 05/01/19
Sample Location	: SIDNEY, NY	Date Analyzed	: 05/02/19 21:57
Sample Matrix	: SOIL	Date Extracted	: 05/02/19
Analytical Method	: 1,8082A	Dilution Factor	: 500
Lab File ID	: 13190502a-47	Analyst	: HT
Sample Amount	: 15.75 g	Instrument ID	: PEST13
Extraction Method	: EPA 3546	GC Column	: CLP-PesticideII
Extract Volume	: 5000 uL	%Solids	: 92
GPC Cleanup	: N	Injection Volume	: 1 uL
Sulfur Cleanup	: Y		

		ug/Kg			
CAS NO.	Parameter	Results	RL	MDL	Qualifier
12672-29-6	Aroclor 1248	90200	17200	2590	
1336-36-3	PCBs, Total	90200	17200	1530	

Results Summary
Form 1
Polychlorinated Biphenyls by GC

Client	: Barton & Loguidice, P.C	Lab Number	: L1918093
Project Name	: AMPHENOL SUB SLAB SOIL	Project Number	: 1153.010.001
Lab ID	: L1918093-06D	Date Collected	: 05/01/19 11:31
Client ID	: B5-SS18 0-6"	Date Received	: 05/01/19
Sample Location	: SIDNEY, NY	Date Analyzed	: 05/02/19 22:23
Sample Matrix	: SOIL	Date Extracted	: 05/02/19
Analytical Method	: 1,8082A	Dilution Factor	: 20
Lab File ID	: 13190502a-49	Analyst	: HT
Sample Amount	: 15.55 g	Instrument ID	: PEST13
Extraction Method	: EPA 3546	GC Column	: CLP-Pesticide
Extract Volume	: 5000 uL	%Solids	: 82
GPC Cleanup	: N	Injection Volume	: 1 uL
Sulfur Cleanup	: Y		

		ug/Kg			
CAS NO.	Parameter	Results	RL	MDL	Qualifier
12674-11-2	Aroclor 1016	ND	783	69.6	U
11104-28-2	Aroclor 1221	ND	783	78.5	U
11141-16-5	Aroclor 1232	ND	783	166.	U
53469-21-9	Aroclor 1242	ND	783	106.	U
11097-69-1	Aroclor 1254	ND	783	85.7	U
11096-82-5	Aroclor 1260	ND	783	145.	U
37324-23-5	Aroclor 1262	ND	783	99.5	U
11100-14-4	Aroclor 1268	ND	783	81.1	U

Results Summary
Form 1
Polychlorinated Biphenyls by GC

Client	: Barton & Loguidice, P.C	Lab Number	: L1918093
Project Name	: AMPHENOL SUB SLAB SOIL	Project Number	: 1153.010.001
Lab ID	: L1918093-06D	Date Collected	: 05/01/19 11:31
Client ID	: B5-SS18 0-6"	Date Received	: 05/01/19
Sample Location	: SIDNEY, NY	Date Analyzed	: 05/02/19 22:23
Sample Matrix	: SOIL	Date Extracted	: 05/02/19
Analytical Method	: 1,8082A	Dilution Factor	: 20
Lab File ID	: 13190502a-49	Analyst	: HT
Sample Amount	: 15.55 g	Instrument ID	: PEST13
Extraction Method	: EPA 3546	GC Column	: CLP-PesticideII
Extract Volume	: 5000 uL	%Solids	: 82
GPC Cleanup	: N	Injection Volume	: 1 uL
Sulfur Cleanup	: Y		

		ug/Kg			
CAS NO.	Parameter	Results	RL	MDL	Qualifier
12672-29-6	Aroclor 1248	3210	783	117.	
1336-36-3	PCBs, Total	3210	783	69.6	

Results Summary
Form 1
Polychlorinated Biphenyls by GC

Client	: Barton & Loguidice, P.C	Lab Number	: L1918093
Project Name	: AMPHENOL SUB SLAB SOIL	Project Number	: 1153.010.001
Lab ID	: L1918093-07D	Date Collected	: 05/01/19 11:55
Client ID	: B5-SS19 0-6"	Date Received	: 05/01/19
Sample Location	: SIDNEY, NY	Date Analyzed	: 05/02/19 22:36
Sample Matrix	: SOIL	Date Extracted	: 05/02/19
Analytical Method	: 1,8082A	Dilution Factor	: 100
Lab File ID	: 13190502a-50	Analyst	: HT
Sample Amount	: 15.58 g	Instrument ID	: PEST13
Extraction Method	: EPA 3546	GC Column	: CLP-Pesticide
Extract Volume	: 5000 uL	%Solids	: 91
GPC Cleanup	: N	Injection Volume	: 1 uL
Sulfur Cleanup	: Y		

		ug/Kg			
CAS NO.	Parameter	Results	RL	MDL	Qualifier
12674-11-2	Aroclor 1016	ND	3510	312.	U
11104-28-2	Aroclor 1221	ND	3510	352.	U
11141-16-5	Aroclor 1232	ND	3510	744.	U
53469-21-9	Aroclor 1242	ND	3510	473.	U
11097-69-1	Aroclor 1254	ND	3510	384.	U
11096-82-5	Aroclor 1260	ND	3510	649.	U
37324-23-5	Aroclor 1262	ND	3510	446.	U
11100-14-4	Aroclor 1268	ND	3510	364.	U

Results Summary
Form 1
Polychlorinated Biphenyls by GC

Client	: Barton & Loguidice, P.C	Lab Number	: L1918093
Project Name	: AMPHENOL SUB SLAB SOIL	Project Number	: 1153.010.001
Lab ID	: L1918093-07D	Date Collected	: 05/01/19 11:55
Client ID	: B5-SS19 0-6"	Date Received	: 05/01/19
Sample Location	: SIDNEY, NY	Date Analyzed	: 05/02/19 22:36
Sample Matrix	: SOIL	Date Extracted	: 05/02/19
Analytical Method	: 1,8082A	Dilution Factor	: 100
Lab File ID	: 13190502a-50	Analyst	: HT
Sample Amount	: 15.58 g	Instrument ID	: PEST13
Extraction Method	: EPA 3546	GC Column	: CLP-PesticideII
Extract Volume	: 5000 uL	%Solids	: 91
GPC Cleanup	: N	Injection Volume	: 1 uL
Sulfur Cleanup	: Y		

		ug/Kg			
CAS NO.	Parameter	Results	RL	MDL	Qualifier
12672-29-6	Aroclor 1248	19300	3510	527.	
1336-36-3	PCBs, Total	19300	3510	312.	

Results Summary
Form 1
Polychlorinated Biphenyls by GC

Client	: Barton & Loguidice, P.C	Lab Number	: L1918093
Project Name	: AMPHENOL SUB SLAB SOIL	Project Number	: 1153.010.001
Lab ID	: L1918093-08D	Date Collected	: 05/01/19 12:20
Client ID	: B5-SS20 0-6"	Date Received	: 05/01/19
Sample Location	: SIDNEY, NY	Date Analyzed	: 05/03/19 15:51
Sample Matrix	: SOIL	Date Extracted	: 05/02/19
Analytical Method	: 1,8082A	Dilution Factor	: 10
Lab File ID	: 19190503a-22	Analyst	: WR
Sample Amount	: 5.31 g	Instrument ID	: PEST19
Extraction Method	: EPA 3546	GC Column	: CLP-Pesticide
Extract Volume	: 5000 uL	%Solids	: 93
GPC Cleanup	: N	Injection Volume	: 1 uL
Sulfur Cleanup	: Y		

		ug/Kg			
CAS NO.	Parameter	Results	RL	MDL	Qualifier
12674-11-2	Aroclor 1016	ND	1020	90.3	U
11104-28-2	Aroclor 1221	ND	1020	102.	U
11141-16-5	Aroclor 1232	ND	1020	216.	U
53469-21-9	Aroclor 1242	ND	1020	137.	U
12672-29-6	Aroclor 1248	9960	1020	152.	
11097-69-1	Aroclor 1254	ND	1020	111.	U
11096-82-5	Aroclor 1260	ND	1020	188.	U
37324-23-5	Aroclor 1262	ND	1020	129.	U
11100-14-4	Aroclor 1268	ND	1020	105.	U
1336-36-3	PCBs, Total	9960	1020	90.3	

Results Summary
Form 1
Polychlorinated Biphenyls by GC

Client	: Barton & Loguidice, P.C	Lab Number	: L1918093
Project Name	: AMPHENOL SUB SLAB SOIL	Project Number	: 1153.010.001
Lab ID	: L1918093-09	Date Collected	: 05/01/19 12:06
Client ID	: B5-SS21 0-6"	Date Received	: 05/01/19
Sample Location	: SIDNEY, NY	Date Analyzed	: 05/02/19 18:03
Sample Matrix	: SOIL	Date Extracted	: 05/02/19
Analytical Method	: 1,8082A	Dilution Factor	: 1
Lab File ID	: 13190502a-38	Analyst	: HT
Sample Amount	: 15.95 g	Instrument ID	: PEST13
Extraction Method	: EPA 3546	GC Column	: CLP-Pesticide
Extract Volume	: 5000 uL	%Solids	: 83
GPC Cleanup	: N	Injection Volume	: 1 uL
Sulfur Cleanup	: Y		

		ug/Kg			
CAS NO.	Parameter	Results	RL	MDL	Qualifier
12674-11-2	Aroclor 1016	ND	37.6	3.34	U
11104-28-2	Aroclor 1221	ND	37.6	3.77	U
11141-16-5	Aroclor 1232	ND	37.6	7.98	U
53469-21-9	Aroclor 1242	ND	37.6	5.07	U
11096-82-5	Aroclor 1260	ND	37.6	6.95	U
37324-23-5	Aroclor 1262	ND	37.6	4.78	U
11100-14-4	Aroclor 1268	ND	37.6	3.90	U

Results Summary
Form 1
Polychlorinated Biphenyls by GC

Client	: Barton & Loguidice, P.C	Lab Number	: L1918093
Project Name	: AMPHENOL SUB SLAB SOIL	Project Number	: 1153.010.001
Lab ID	: L1918093-09	Date Collected	: 05/01/19 12:06
Client ID	: B5-SS21 0-6"	Date Received	: 05/01/19
Sample Location	: SIDNEY, NY	Date Analyzed	: 05/02/19 18:03
Sample Matrix	: SOIL	Date Extracted	: 05/02/19
Analytical Method	: 1,8082A	Dilution Factor	: 1
Lab File ID	: 13190502a-38	Analyst	: HT
Sample Amount	: 15.95 g	Instrument ID	: PEST13
Extraction Method	: EPA 3546	GC Column	: CLP-PesticideII
Extract Volume	: 5000 uL	%Solids	: 83
GPC Cleanup	: N	Injection Volume	: 1 uL
Sulfur Cleanup	: Y		

		ug/Kg			
CAS NO.	Parameter	Results	RL	MDL	Qualifier
12672-29-6	Aroclor 1248	79.9	37.6	5.64	
11097-69-1	Aroclor 1254	46.5	37.6	4.12	
1336-36-3	PCBs, Total	126	37.6	3.34	

Results Summary
Form 1
Polychlorinated Biphenyls by GC

Client	: Barton & Loguidice, P.C	Lab Number	: L1918093
Project Name	: AMPHENOL SUB SLAB SOIL	Project Number	: 1153.010.001
Lab ID	: L1918093-10D	Date Collected	: 05/01/19 12:35
Client ID	: B5-SS22 0-6"	Date Received	: 05/01/19
Sample Location	: SIDNEY, NY	Date Analyzed	: 05/02/19 22:49
Sample Matrix	: SOIL	Date Extracted	: 05/02/19
Analytical Method	: 1,8082A	Dilution Factor	: 50
Lab File ID	: 13190502a-51	Analyst	: HT
Sample Amount	: 15.78 g	Instrument ID	: PEST13
Extraction Method	: EPA 3546	GC Column	: CLP-Pesticide
Extract Volume	: 5000 uL	%Solids	: 91
GPC Cleanup	: N	Injection Volume	: 1 uL
Sulfur Cleanup	: Y		

		ug/Kg			
CAS NO.	Parameter	Results	RL	MDL	Qualifier
12674-11-2	Aroclor 1016	ND	1740	154.	U
11104-28-2	Aroclor 1221	ND	1740	174.	U
11141-16-5	Aroclor 1232	ND	1740	369.	U
53469-21-9	Aroclor 1242	ND	1740	235.	U
11097-69-1	Aroclor 1254	ND	1740	190.	U
11096-82-5	Aroclor 1260	ND	1740	322.	U
37324-23-5	Aroclor 1262	ND	1740	221.	U
11100-14-4	Aroclor 1268	ND	1740	180.	U

Results Summary
Form 1
Polychlorinated Biphenyls by GC

Client	: Barton & Loguidice, P.C	Lab Number	: L1918093
Project Name	: AMPHENOL SUB SLAB SOIL	Project Number	: 1153.010.001
Lab ID	: L1918093-10D	Date Collected	: 05/01/19 12:35
Client ID	: B5-SS22 0-6"	Date Received	: 05/01/19
Sample Location	: SIDNEY, NY	Date Analyzed	: 05/02/19 22:49
Sample Matrix	: SOIL	Date Extracted	: 05/02/19
Analytical Method	: 1,8082A	Dilution Factor	: 50
Lab File ID	: 13190502a-51	Analyst	: HT
Sample Amount	: 15.78 g	Instrument ID	: PEST13
Extraction Method	: EPA 3546	GC Column	: CLP-PesticideII
Extract Volume	: 5000 uL	%Solids	: 91
GPC Cleanup	: N	Injection Volume	: 1 uL
Sulfur Cleanup	: Y		

		ug/Kg			
CAS NO.	Parameter	Results	RL	MDL	Qualifier
12672-29-6	Aroclor 1248	5740	1740	261.	
1336-36-3	PCBs, Total	5740	1740	154.	

Results Summary
Form 1
Polychlorinated Biphenyls by GC

Client	: Barton & Loguidice, P.C	Lab Number	: L1918093
Project Name	: AMPHENOL SUB SLAB SOIL	Project Number	: 1153.010.001
Lab ID	: L1918093-11	Date Collected	: 05/01/19 10:27
Client ID	: B5-SS13	Date Received	: 05/01/19
Sample Location	: SIDNEY, NY	Date Analyzed	: 05/02/19 18:29
Sample Matrix	: SOIL	Date Extracted	: 05/02/19
Analytical Method	: 1,8082A	Dilution Factor	: 1
Lab File ID	: 13190502a-40	Analyst	: HT
Sample Amount	: 15.35 g	Instrument ID	: PEST13
Extraction Method	: EPA 3546	GC Column	: CLP-Pesticide
Extract Volume	: 5000 uL	%Solids	: 85
GPC Cleanup	: N	Injection Volume	: 1 uL
Sulfur Cleanup	: Y		

		ug/Kg			
CAS NO.	Parameter	Results	RL	MDL	Qualifier
12674-11-2	Aroclor 1016	ND	38.1	3.39	U
11104-28-2	Aroclor 1221	ND	38.1	3.82	U
11141-16-5	Aroclor 1232	ND	38.1	8.09	U
53469-21-9	Aroclor 1242	ND	38.1	5.14	U
11097-69-1	Aroclor 1254	ND	38.1	4.17	U
11096-82-5	Aroclor 1260	ND	38.1	7.05	U
37324-23-5	Aroclor 1262	ND	38.1	4.84	U
11100-14-4	Aroclor 1268	ND	38.1	3.95	U

Results Summary
Form 1
Polychlorinated Biphenyls by GC

Client	: Barton & Loguidice, P.C	Lab Number	: L1918093
Project Name	: AMPHENOL SUB SLAB SOIL	Project Number	: 1153.010.001
Lab ID	: L1918093-11	Date Collected	: 05/01/19 10:27
Client ID	: B5-SS13	Date Received	: 05/01/19
Sample Location	: SIDNEY, NY	Date Analyzed	: 05/02/19 18:29
Sample Matrix	: SOIL	Date Extracted	: 05/02/19
Analytical Method	: 1,8082A	Dilution Factor	: 1
Lab File ID	: 13190502a-40	Analyst	: HT
Sample Amount	: 15.35 g	Instrument ID	: PEST13
Extraction Method	: EPA 3546	GC Column	: CLP-PesticideII
Extract Volume	: 5000 uL	%Solids	: 85
GPC Cleanup	: N	Injection Volume	: 1 uL
Sulfur Cleanup	: Y		

		ug/Kg			
CAS NO.	Parameter	Results	RL	MDL	Qualifier
12672-29-6	Aroclor 1248	ND	38.1	5.72	U
1336-36-3	PCBs, Total	ND	38.1	3.39	U

Results Summary
Form 1
Polychlorinated Biphenyls by GC

Client	: Barton & Loguidice, P.C	Lab Number	: L1918093
Project Name	: AMPHENOL SUB SLAB SOIL	Project Number	: 1153.010.001
Lab ID	: L1918093-12	Date Collected	: 05/01/19 10:38
Client ID	: B5-SS14	Date Received	: 05/01/19
Sample Location	: SIDNEY, NY	Date Analyzed	: 05/02/19 18:41
Sample Matrix	: SOIL	Date Extracted	: 05/02/19
Analytical Method	: 1,8082A	Dilution Factor	: 1
Lab File ID	: 13190502a-41	Analyst	: HT
Sample Amount	: 15.37 g	Instrument ID	: PEST13
Extraction Method	: EPA 3546	GC Column	: CLP-Pesticide
Extract Volume	: 5000 uL	%Solids	: 94
GPC Cleanup	: N	Injection Volume	: 1 uL
Sulfur Cleanup	: Y		

		ug/Kg			
CAS NO.	Parameter	Results	RL	MDL	Qualifier
12674-11-2	Aroclor 1016	ND	34.8	3.09	U
11104-28-2	Aroclor 1221	ND	34.8	3.49	U
11141-16-5	Aroclor 1232	ND	34.8	7.38	U
53469-21-9	Aroclor 1242	ND	34.8	4.69	U
11097-69-1	Aroclor 1254	ND	34.8	3.81	U
11096-82-5	Aroclor 1260	ND	34.8	6.43	U
37324-23-5	Aroclor 1262	ND	34.8	4.42	U
11100-14-4	Aroclor 1268	ND	34.8	3.60	U

Results Summary
Form 1
Polychlorinated Biphenyls by GC

Client	: Barton & Loguidice, P.C	Lab Number	: L1918093
Project Name	: AMPHENOL SUB SLAB SOIL	Project Number	: 1153.010.001
Lab ID	: L1918093-12	Date Collected	: 05/01/19 10:38
Client ID	: B5-SS14	Date Received	: 05/01/19
Sample Location	: SIDNEY, NY	Date Analyzed	: 05/02/19 18:41
Sample Matrix	: SOIL	Date Extracted	: 05/02/19
Analytical Method	: 1,8082A	Dilution Factor	: 1
Lab File ID	: 13190502a-41	Analyst	: HT
Sample Amount	: 15.37 g	Instrument ID	: PEST13
Extraction Method	: EPA 3546	GC Column	: CLP-PesticideII
Extract Volume	: 5000 uL	%Solids	: 94
GPC Cleanup	: N	Injection Volume	: 1 uL
Sulfur Cleanup	: Y		

		ug/Kg			
CAS NO.	Parameter	Results	RL	MDL	Qualifier
12672-29-6	Aroclor 1248	34.6	34.8	5.22	J
1336-36-3	PCBs, Total	34.6	34.8	3.09	J

Results Summary
Form 1
Polychlorinated Biphenyls by GC

Client	: Barton & Loguidice, P.C	Lab Number	: L1918093
Project Name	: AMPHENOL SUB SLAB SOIL	Project Number	: 1153.010.001
Lab ID	: L1918093-13	Date Collected	: 05/01/19 10:46
Client ID	: B5-SS15	Date Received	: 05/01/19
Sample Location	: SIDNEY, NY	Date Analyzed	: 05/02/19 18:54
Sample Matrix	: SOIL	Date Extracted	: 05/02/19
Analytical Method	: 1,8082A	Dilution Factor	: 1
Lab File ID	: 13190502a-42	Analyst	: HT
Sample Amount	: 15.97 g	Instrument ID	: PEST13
Extraction Method	: EPA 3546	GC Column	: CLP-Pesticide
Extract Volume	: 5000 uL	%Solids	: 93
GPC Cleanup	: N	Injection Volume	: 1 uL
Sulfur Cleanup	: Y		

		ug/Kg			
CAS NO.	Parameter	Results	RL	MDL	Qualifier
12674-11-2	Aroclor 1016	ND	33.5	2.98	U
11104-28-2	Aroclor 1221	ND	33.5	3.36	U
11141-16-5	Aroclor 1232	ND	33.5	7.11	U
53469-21-9	Aroclor 1242	ND	33.5	4.52	U
12672-29-6	Aroclor 1248	ND	33.5	5.03	U
11097-69-1	Aroclor 1254	ND	33.5	3.67	U
11096-82-5	Aroclor 1260	ND	33.5	6.19	U
37324-23-5	Aroclor 1262	ND	33.5	4.26	U
11100-14-4	Aroclor 1268	ND	33.5	3.47	U
1336-36-3	PCBs, Total	ND	33.5	2.98	U

Results Summary
Form 1
Polychlorinated Biphenyls by GC

Client	: Barton & Loguidice, P.C	Lab Number	: L1918093
Project Name	: AMPHENOL SUB SLAB SOIL	Project Number	: 1153.010.001
Lab ID	: L1918093-14D	Date Collected	: 05/01/19 11:09
Client ID	: B5-SS16	Date Received	: 05/01/19
Sample Location	: SIDNEY, NY	Date Analyzed	: 05/02/19 23:02
Sample Matrix	: SOIL	Date Extracted	: 05/02/19
Analytical Method	: 1,8082A	Dilution Factor	: 100
Lab File ID	: 13190502a-52	Analyst	: HT
Sample Amount	: 15.36 g	Instrument ID	: PEST13
Extraction Method	: EPA 3546	GC Column	: CLP-Pesticide
Extract Volume	: 5000 uL	%Solids	: 92
GPC Cleanup	: N	Injection Volume	: 1 uL
Sulfur Cleanup	: Y		

		ug/Kg			
CAS NO.	Parameter	Results	RL	MDL	Qualifier
12674-11-2	Aroclor 1016	ND	3540	315.	U
11104-28-2	Aroclor 1221	ND	3540	355.	U
11141-16-5	Aroclor 1232	ND	3540	752.	U
53469-21-9	Aroclor 1242	ND	3540	478.	U
11097-69-1	Aroclor 1254	ND	3540	388.	U
11096-82-5	Aroclor 1260	ND	3540	655.	U
37324-23-5	Aroclor 1262	ND	3540	450.	U
11100-14-4	Aroclor 1268	ND	3540	367.	U

Results Summary
Form 1
Polychlorinated Biphenyls by GC

Client	: Barton & Loguidice, P.C	Lab Number	: L1918093
Project Name	: AMPHENOL SUB SLAB SOIL	Project Number	: 1153.010.001
Lab ID	: L1918093-14D	Date Collected	: 05/01/19 11:09
Client ID	: B5-SS16	Date Received	: 05/01/19
Sample Location	: SIDNEY, NY	Date Analyzed	: 05/02/19 23:02
Sample Matrix	: SOIL	Date Extracted	: 05/02/19
Analytical Method	: 1,8082A	Dilution Factor	: 100
Lab File ID	: 13190502a-52	Analyst	: HT
Sample Amount	: 15.36 g	Instrument ID	: PEST13
Extraction Method	: EPA 3546	GC Column	: CLP-PesticideII
Extract Volume	: 5000 uL	%Solids	: 92
GPC Cleanup	: N	Injection Volume	: 1 uL
Sulfur Cleanup	: Y		

		ug/Kg			
CAS NO.	Parameter	Results	RL	MDL	Qualifier
12672-29-6	Aroclor 1248	12700	3540	532.	
1336-36-3	PCBs, Total	12700	3540	315.	

Results Summary
Form 1
Polychlorinated Biphenyls by GC

Client	: Barton & Loguidice, P.C	Lab Number	: L1918093
Project Name	: AMPHENOL SUB SLAB SOIL	Project Number	: 1153.010.001
Lab ID	: L1918093-15	Date Collected	: 05/01/19 11:26
Client ID	: B5-SS17	Date Received	: 05/01/19
Sample Location	: SIDNEY, NY	Date Analyzed	: 05/02/19 19:20
Sample Matrix	: SOIL	Date Extracted	: 05/02/19
Analytical Method	: 1,8082A	Dilution Factor	: 1
Lab File ID	: 13190502a-44	Analyst	: HT
Sample Amount	: 15.4 g	Instrument ID	: PEST13
Extraction Method	: EPA 3546	GC Column	: CLP-Pesticide
Extract Volume	: 5000 uL	%Solids	: 92
GPC Cleanup	: N	Injection Volume	: 1 uL
Sulfur Cleanup	: Y		

		ug/Kg			
CAS NO.	Parameter	Results	RL	MDL	Qualifier
12674-11-2	Aroclor 1016	ND	35.3	3.14	U
11104-28-2	Aroclor 1221	ND	35.3	3.54	U
11141-16-5	Aroclor 1232	ND	35.3	7.49	U
53469-21-9	Aroclor 1242	ND	35.3	4.76	U
11097-69-1	Aroclor 1254	ND	35.3	3.86	U
11096-82-5	Aroclor 1260	ND	35.3	6.53	U
37324-23-5	Aroclor 1262	ND	35.3	4.49	U
11100-14-4	Aroclor 1268	ND	35.3	3.66	U

Results Summary
Form 1
Polychlorinated Biphenyls by GC

Client	: Barton & Loguidice, P.C	Lab Number	: L1918093
Project Name	: AMPHENOL SUB SLAB SOIL	Project Number	: 1153.010.001
Lab ID	: L1918093-15	Date Collected	: 05/01/19 11:26
Client ID	: B5-SS17	Date Received	: 05/01/19
Sample Location	: SIDNEY, NY	Date Analyzed	: 05/02/19 19:20
Sample Matrix	: SOIL	Date Extracted	: 05/02/19
Analytical Method	: 1,8082A	Dilution Factor	: 1
Lab File ID	: 13190502a-44	Analyst	: HT
Sample Amount	: 15.4 g	Instrument ID	: PEST13
Extraction Method	: EPA 3546	GC Column	: CLP-PesticideII
Extract Volume	: 5000 uL	%Solids	: 92
GPC Cleanup	: N	Injection Volume	: 1 uL
Sulfur Cleanup	: Y		

		ug/Kg			
CAS NO.	Parameter	Results	RL	MDL	Qualifier
12672-29-6	Aroclor 1248	51.4	35.3	5.30	
1336-36-3	PCBs, Total	51.4	35.3	3.14	

Results Summary
Form 1
Polychlorinated Biphenyls by GC

Client	: Barton & Loguidice, P.C	Lab Number	: L1918093
Project Name	: AMPHENOL SUB SLAB SOIL	Project Number	: 1153.010.001
Lab ID	: L1918093-16	Date Collected	: 05/01/19 11:36
Client ID	: B5-SS18	Date Received	: 05/01/19
Sample Location	: SIDNEY, NY	Date Analyzed	: 05/02/19 18:15
Sample Matrix	: SOIL	Date Extracted	: 05/02/19
Analytical Method	: 1,8082A	Dilution Factor	: 1
Lab File ID	: 19190502a-21	Analyst	: HT
Sample Amount	: 15.61 g	Instrument ID	: PEST19
Extraction Method	: EPA 3546	GC Column	: CLP-Pesticide
Extract Volume	: 5000 uL	%Solids	: 81
GPC Cleanup	: N	Injection Volume	: 1 uL
Sulfur Cleanup	: Y		

		ug/Kg			
CAS NO.	Parameter	Results	RL	MDL	Qualifier
12674-11-2	Aroclor 1016	ND	39.5	3.51	U
11104-28-2	Aroclor 1221	ND	39.5	3.96	U
11141-16-5	Aroclor 1232	ND	39.5	8.38	U
53469-21-9	Aroclor 1242	ND	39.5	5.33	U
11097-69-1	Aroclor 1254	ND	39.5	4.33	U
11096-82-5	Aroclor 1260	ND	39.5	7.31	U
37324-23-5	Aroclor 1262	ND	39.5	5.02	U
11100-14-4	Aroclor 1268	ND	39.5	4.10	U

Results Summary
Form 1
Polychlorinated Biphenyls by GC

Client	: Barton & Loguidice, P.C	Lab Number	: L1918093
Project Name	: AMPHENOL SUB SLAB SOIL	Project Number	: 1153.010.001
Lab ID	: L1918093-16	Date Collected	: 05/01/19 11:36
Client ID	: B5-SS18	Date Received	: 05/01/19
Sample Location	: SIDNEY, NY	Date Analyzed	: 05/02/19 18:15
Sample Matrix	: SOIL	Date Extracted	: 05/02/19
Analytical Method	: 1,8082A	Dilution Factor	: 1
Lab File ID	: 19190502a-21	Analyst	: HT
Sample Amount	: 15.61 g	Instrument ID	: PEST19
Extraction Method	: EPA 3546	GC Column	: CLP-PesticideII
Extract Volume	: 5000 uL	%Solids	: 81
GPC Cleanup	: N	Injection Volume	: 1 uL
Sulfur Cleanup	: Y		

		ug/Kg			
CAS NO.	Parameter	Results	RL	MDL	Qualifier
12672-29-6	Aroclor 1248	120	39.5	5.93	
1336-36-3	PCBs, Total	120	39.5	3.51	

Results Summary
Form 1
Polychlorinated Biphenyls by GC

Client	: Barton & Loguidice, P.C	Lab Number	: L1918093
Project Name	: AMPHENOL SUB SLAB SOIL	Project Number	: 1153.010.001
Lab ID	: L1918093-17	Date Collected	: 05/01/19 12:00
Client ID	: B5-SS19	Date Received	: 05/01/19
Sample Location	: SIDNEY, NY	Date Analyzed	: 05/03/19 14:49
Sample Matrix	: SOIL	Date Extracted	: 05/03/19
Analytical Method	: 1,8082A	Dilution Factor	: 1
Lab File ID	: 19190503a-19	Analyst	: WR
Sample Amount	: 5.59 g	Instrument ID	: PEST19
Extraction Method	: EPA 3546	GC Column	: CLP-Pesticide
Extract Volume	: 5000 uL	%Solids	: 90
GPC Cleanup	: N	Injection Volume	: 1 uL
Sulfur Cleanup	: Y		

		ug/Kg			
CAS NO.	Parameter	Results	RL	MDL	Qualifier
12674-11-2	Aroclor 1016	ND	98.9	8.79	U
11104-28-2	Aroclor 1221	ND	98.9	9.91	U
11141-16-5	Aroclor 1232	ND	98.9	21.0	U
53469-21-9	Aroclor 1242	ND	98.9	13.3	U
12672-29-6	Aroclor 1248	ND	98.9	14.8	U
11097-69-1	Aroclor 1254	ND	98.9	10.8	U
11096-82-5	Aroclor 1260	ND	98.9	18.3	U
37324-23-5	Aroclor 1262	ND	98.9	12.6	U
11100-14-4	Aroclor 1268	ND	98.9	10.2	U
1336-36-3	PCBs, Total	ND	98.9	8.79	U

Results Summary
Form 1
Polychlorinated Biphenyls by GC

Client	: Barton & Loguidice, P.C	Lab Number	: L1918093
Project Name	: AMPHENOL SUB SLAB SOIL	Project Number	: 1153.010.001
Lab ID	: L1918093-18	Date Collected	: 05/01/19 12:26
Client ID	: B5-SS20	Date Received	: 05/01/19
Sample Location	: SIDNEY, NY	Date Analyzed	: 05/02/19 18:40
Sample Matrix	: SOIL	Date Extracted	: 05/02/19
Analytical Method	: 1,8082A	Dilution Factor	: 1
Lab File ID	: 19190502a-23	Analyst	: HT
Sample Amount	: 15.35 g	Instrument ID	: PEST19
Extraction Method	: EPA 3546	GC Column	: CLP-Pesticide
Extract Volume	: 5000 uL	%Solids	: 94
GPC Cleanup	: N	Injection Volume	: 1 uL
Sulfur Cleanup	: Y		

		ug/Kg			
CAS NO.	Parameter	Results	RL	MDL	Qualifier
12674-11-2	Aroclor 1016	ND	34.6	3.08	U
11104-28-2	Aroclor 1221	ND	34.6	3.47	U
11141-16-5	Aroclor 1232	ND	34.6	7.35	U
53469-21-9	Aroclor 1242	ND	34.6	4.67	U
11097-69-1	Aroclor 1254	ND	34.6	3.79	U
11096-82-5	Aroclor 1260	ND	34.6	6.40	U
37324-23-5	Aroclor 1262	ND	34.6	4.40	U
11100-14-4	Aroclor 1268	ND	34.6	3.59	U

Results Summary
Form 1
Polychlorinated Biphenyls by GC

Client	: Barton & Loguidice, P.C	Lab Number	: L1918093
Project Name	: AMPHENOL SUB SLAB SOIL	Project Number	: 1153.010.001
Lab ID	: L1918093-18	Date Collected	: 05/01/19 12:26
Client ID	: B5-SS20	Date Received	: 05/01/19
Sample Location	: SIDNEY, NY	Date Analyzed	: 05/02/19 18:40
Sample Matrix	: SOIL	Date Extracted	: 05/02/19
Analytical Method	: 1,8082A	Dilution Factor	: 1
Lab File ID	: 19190502a-23	Analyst	: HT
Sample Amount	: 15.35 g	Instrument ID	: PEST19
Extraction Method	: EPA 3546	GC Column	: CLP-PesticideII
Extract Volume	: 5000 uL	%Solids	: 94
GPC Cleanup	: N	Injection Volume	: 1 uL
Sulfur Cleanup	: Y		

		ug/Kg			
CAS NO.	Parameter	Results	RL	MDL	Qualifier
12672-29-6	Aroclor 1248	52.0	34.6	5.20	
1336-36-3	PCBs, Total	52.0	34.6	3.08	

Results Summary
Form 1
Polychlorinated Biphenyls by GC

Client	: Barton & Loguidice, P.C	Lab Number	: L1918093
Project Name	: AMPHENOL SUB SLAB SOIL	Project Number	: 1153.010.001
Lab ID	: L1918093-19	Date Collected	: 05/01/19 12:12
Client ID	: B5-SS21	Date Received	: 05/01/19
Sample Location	: SIDNEY, NY	Date Analyzed	: 05/02/19 19:04
Sample Matrix	: SOIL	Date Extracted	: 05/02/19
Analytical Method	: 1,8082A	Dilution Factor	: 1
Lab File ID	: 19190502a-25	Analyst	: HT
Sample Amount	: 15.37 g	Instrument ID	: PEST19
Extraction Method	: EPA 3546	GC Column	: CLP-Pesticide
Extract Volume	: 5000 uL	%Solids	: 88
GPC Cleanup	: N	Injection Volume	: 1 uL
Sulfur Cleanup	: Y		

		ug/Kg			
CAS NO.	Parameter	Results	RL	MDL	Qualifier
12674-11-2	Aroclor 1016	ND	36.9	3.28	U
11104-28-2	Aroclor 1221	ND	36.9	3.70	U
11141-16-5	Aroclor 1232	ND	36.9	7.82	U
53469-21-9	Aroclor 1242	ND	36.9	4.97	U
12672-29-6	Aroclor 1248	6.60	36.9	5.53	J
11097-69-1	Aroclor 1254	ND	36.9	4.04	U
11096-82-5	Aroclor 1260	ND	36.9	6.82	U
37324-23-5	Aroclor 1262	ND	36.9	4.68	U
11100-14-4	Aroclor 1268	ND	36.9	3.82	U
1336-36-3	PCBs, Total	6.60	36.9	3.28	J

Results Summary
Form 1
Polychlorinated Biphenyls by GC

Client	: Barton & Loguidice, P.C	Lab Number	: L1918093
Project Name	: AMPHENOL SUB SLAB SOIL	Project Number	: 1153.010.001
Lab ID	: L1918093-20	Date Collected	: 05/01/19 12:41
Client ID	: B5-SS22	Date Received	: 05/01/19
Sample Location	: SIDNEY, NY	Date Analyzed	: 05/02/19 20:16
Sample Matrix	: SOIL	Date Extracted	: 05/02/19
Analytical Method	: 1,8082A	Dilution Factor	: 1
Lab File ID	: 19190502a-26	Analyst	: HT
Sample Amount	: 15.85 g	Instrument ID	: PEST19
Extraction Method	: EPA 3546	GC Column	: CLP-Pesticide
Extract Volume	: 5000 uL	%Solids	: 90
GPC Cleanup	: N	Injection Volume	: 1 uL
Sulfur Cleanup	: Y		

		ug/Kg			
CAS NO.	Parameter	Results	RL	MDL	Qualifier
12674-11-2	Aroclor 1016	ND	35.2	3.13	U
11104-28-2	Aroclor 1221	ND	35.2	3.53	U
11141-16-5	Aroclor 1232	ND	35.2	7.46	U
53469-21-9	Aroclor 1242	ND	35.2	4.74	U
11097-69-1	Aroclor 1254	ND	35.2	3.85	U
11096-82-5	Aroclor 1260	ND	35.2	6.51	U
37324-23-5	Aroclor 1262	ND	35.2	4.47	U
11100-14-4	Aroclor 1268	ND	35.2	3.65	U

Results Summary
Form 1
Polychlorinated Biphenyls by GC

Client	: Barton & Loguidice, P.C	Lab Number	: L1918093
Project Name	: AMPHENOL SUB SLAB SOIL	Project Number	: 1153.010.001
Lab ID	: L1918093-20	Date Collected	: 05/01/19 12:41
Client ID	: B5-SS22	Date Received	: 05/01/19
Sample Location	: SIDNEY, NY	Date Analyzed	: 05/02/19 20:16
Sample Matrix	: SOIL	Date Extracted	: 05/02/19
Analytical Method	: 1,8082A	Dilution Factor	: 1
Lab File ID	: 19190502a-26	Analyst	: HT
Sample Amount	: 15.85 g	Instrument ID	: PEST19
Extraction Method	: EPA 3546	GC Column	: CLP-PesticideII
Extract Volume	: 5000 uL	%Solids	: 90
GPC Cleanup	: N	Injection Volume	: 1 uL
Sulfur Cleanup	: Y		

		ug/Kg			
CAS NO.	Parameter	Results	RL	MDL	Qualifier
12672-29-6	Aroclor 1248	223	35.2	5.28	
1336-36-3	PCBs, Total	223	35.2	3.13	

Results Summary
Form 1
Polychlorinated Biphenyls by GC

Client	: Barton & Loguidice, P.C	Lab Number	: L1918093
Project Name	: AMPHENOL SUB SLAB SOIL	Project Number	: 1153.010.001
Lab ID	: WG1232682-1	Date Collected	: NA
Client ID	: WG1232682-1BLANK	Date Received	: NA
Sample Location	:	Date Analyzed	: 05/02/19 15:08
Sample Matrix	: SOIL	Date Extracted	: 05/02/19
Analytical Method	: 1,8082A	Dilution Factor	: 1
Lab File ID	: 13190502a-25	Analyst	: KB
Sample Amount	: 15.45 g	Instrument ID	: PEST13
Extraction Method	: EPA 3546	GC Column	: CLP-Pesticide
Extract Volume	: 5000 uL	%Solids	: NA
GPC Cleanup	: N	Injection Volume	: 1 uL
Sulfur Cleanup	: Y		

		ug/Kg			
CAS NO.	Parameter	Results	RL	MDL	Qualifier
12674-11-2	Aroclor 1016	ND	32.4	2.87	U
11104-28-2	Aroclor 1221	ND	32.4	3.24	U
11141-16-5	Aroclor 1232	ND	32.4	6.86	U
53469-21-9	Aroclor 1242	ND	32.4	4.36	U
12672-29-6	Aroclor 1248	ND	32.4	4.85	U
11097-69-1	Aroclor 1254	ND	32.4	3.54	U
11096-82-5	Aroclor 1260	ND	32.4	5.98	U
37324-23-5	Aroclor 1262	ND	32.4	4.11	U
11100-14-4	Aroclor 1268	ND	32.4	3.35	U
1336-36-3	PCBs, Total	ND	32.4	2.87	U

Results Summary
Form 1
Polychlorinated Biphenyls by GC

Client	: Barton & Loguidice, P.C	Lab Number	: L1918093
Project Name	: AMPHENOL SUB SLAB SOIL	Project Number	: 1153.010.001
Lab ID	: WG1233083-1	Date Collected	: NA
Client ID	: WG1233083-1BLANK	Date Received	: NA
Sample Location	:	Date Analyzed	: 05/03/19 11:42
Sample Matrix	: SOIL	Date Extracted	: 05/02/19
Analytical Method	: 1,8082A	Dilution Factor	: 1
Lab File ID	: 19190503a-04	Analyst	: WR
Sample Amount	: 5.94 g	Instrument ID	: PEST19
Extraction Method	: EPA 3546	GC Column	: CLP-Pesticide
Extract Volume	: 5000 uL	%Solids	: NA
GPC Cleanup	: N	Injection Volume	: 1 uL
Sulfur Cleanup	: Y		

		ug/Kg			
CAS NO.	Parameter	Results	RL	MDL	Qualifier
12674-11-2	Aroclor 1016	ND	84.2	7.47	U
11104-28-2	Aroclor 1221	ND	84.2	8.43	U
11141-16-5	Aroclor 1232	ND	84.2	17.8	U
53469-21-9	Aroclor 1242	ND	84.2	11.3	U
12672-29-6	Aroclor 1248	ND	84.2	12.6	U
11097-69-1	Aroclor 1254	ND	84.2	9.21	U
11096-82-5	Aroclor 1260	ND	84.2	15.6	U
37324-23-5	Aroclor 1262	ND	84.2	10.7	U
11100-14-4	Aroclor 1268	ND	84.2	8.72	U
1336-36-3	PCBs, Total	ND	84.2	7.47	U

Results Summary
Form 1
Polychlorinated Biphenyls by GC

Client	: Barton & Loguidice, P.C	Lab Number	: L1918093
Project Name	: AMPHENOL SUB SLAB SOIL	Project Number	: 1153.010.001
Lab ID	: WG1233152-1	Date Collected	: NA
Client ID	: WG1233152-1BLANK	Date Received	: NA
Sample Location	:	Date Analyzed	: 05/03/19 14:11
Sample Matrix	: SOIL	Date Extracted	: 05/03/19
Analytical Method	: 1,8082A	Dilution Factor	: 1
Lab File ID	: 19190503a-16	Analyst	: WR
Sample Amount	: 5.31 g	Instrument ID	: PEST19
Extraction Method	: EPA 3546	GC Column	: CLP-Pesticide
Extract Volume	: 5000 uL	%Solids	: NA
GPC Cleanup	: N	Injection Volume	: 1 uL
Sulfur Cleanup	: Y		

		ug/Kg			
CAS NO.	Parameter	Results	RL	MDL	Qualifier
12674-11-2	Aroclor 1016	ND	94.2	8.36	U
11104-28-2	Aroclor 1221	ND	94.2	9.44	U
11141-16-5	Aroclor 1232	ND	94.2	20.0	U
53469-21-9	Aroclor 1242	ND	94.2	12.7	U
12672-29-6	Aroclor 1248	ND	94.2	14.1	U
11097-69-1	Aroclor 1254	ND	94.2	10.3	U
11096-82-5	Aroclor 1260	ND	94.2	17.4	U
37324-23-5	Aroclor 1262	ND	94.2	12.0	U
11100-14-4	Aroclor 1268	ND	94.2	9.76	U
1336-36-3	PCBs, Total	ND	94.2	8.36	U

Wet Chemistry

Total Solids / Percent Moisture Analysis

Results

Form 1
WETCHEM

Client	: Barton & Loguidice, P.C	Lab Number	: L1918093
Project Name	: AMPHENOL SUB SLAB SOIL	Project Number	: 1153.010.001
Lab ID	: L1918093-01	Date Collected	: 05/01/19 10:23
Client ID	: B5-SS13 0-6"	Date Received	: 05/01/19
Sample Location	: SIDNEY, NY	Date Analyzed	: 05/02/19 03:32
Sample Matrix	: SOIL	Dilution Factor	: 1
Analytical Method	: 121,2540G	Analyst	: YA
Lab File ID	: WG1232669.pdf	Instrument ID	: BALANCE#47
Sample Amount	:	%Solids	: 81
Digestion Method	:	Date Digested	:

		%			
CAS NO.	Parameter	Results	RL	MDL	Qualifier
NONE	Solids, Total	80.6	0.100	NA	

Form 1
WETCHEM

Client	: Barton & Loguidice, P.C	Lab Number	: L1918093
Project Name	: AMPHENOL SUB SLAB SOIL	Project Number	: 1153.010.001
Lab ID	: L1918093-02	Date Collected	: 05/01/19 10:34
Client ID	: B5-SS14 0-6"	Date Received	: 05/01/19
Sample Location	: SIDNEY, NY	Date Analyzed	: 05/02/19 03:32
Sample Matrix	: SOIL	Dilution Factor	: 1
Analytical Method	: 121,2540G	Analyst	: YA
Lab File ID	: WG1232669.pdf	Instrument ID	: BALANCE#47
Sample Amount	:	%Solids	: 91
Digestion Method	:	Date Digested	:

		%			
CAS NO.	Parameter	Results	RL	MDL	Qualifier
NONE	Solids, Total	91.2	0.100	NA	

Form 1
WETCHEM

Client	: Barton & Loguidice, P.C	Lab Number	: L1918093
Project Name	: AMPHENOL SUB SLAB SOIL	Project Number	: 1153.010.001
Lab ID	: L1918093-03	Date Collected	: 05/01/19 10:42
Client ID	: B5-SS15 0-6"	Date Received	: 05/01/19
Sample Location	: SIDNEY, NY	Date Analyzed	: 05/02/19 03:32
Sample Matrix	: SOIL	Dilution Factor	: 1
Analytical Method	: 121,2540G	Analyst	: YA
Lab File ID	: WG1232669.pdf	Instrument ID	: BALANCE#47
Sample Amount	:	%Solids	: 84
Digestion Method	:	Date Digested	:

		%			
CAS NO.	Parameter	Results	RL	MDL	Qualifier
NONE	Solids, Total	83.9	0.100	NA	

Form 1
WETCHEM

Client	: Barton & Loguidice, P.C	Lab Number	: L1918093
Project Name	: AMPHENOL SUB SLAB SOIL	Project Number	: 1153.010.001
Lab ID	: L1918093-04	Date Collected	: 05/01/19 11:05
Client ID	: B5-SS16 0-6"	Date Received	: 05/01/19
Sample Location	: SIDNEY, NY	Date Analyzed	: 05/02/19 03:32
Sample Matrix	: SOIL	Dilution Factor	: 1
Analytical Method	: 121,2540G	Analyst	: YA
Lab File ID	: WG1232669.pdf	Instrument ID	: BALANCE#47
Sample Amount	:	%Solids	: 89
Digestion Method	:	Date Digested	:

		%			
CAS NO.	Parameter	Results	RL	MDL	Qualifier
NONE	Solids, Total	89.4	0.100	NA	

Form 1
WETCHEM

Client	: Barton & Loguidice, P.C	Lab Number	: L1918093
Project Name	: AMPHENOL SUB SLAB SOIL	Project Number	: 1153.010.001
Lab ID	: L1918093-05	Date Collected	: 05/01/19 11:21
Client ID	: B5-SS17 0-6"	Date Received	: 05/01/19
Sample Location	: SIDNEY, NY	Date Analyzed	: 05/02/19 03:32
Sample Matrix	: SOIL	Dilution Factor	: 1
Analytical Method	: 121,2540G	Analyst	: YA
Lab File ID	: WG1232669.pdf	Instrument ID	: BALANCE#47
Sample Amount	:	%Solids	: 92
Digestion Method	:	Date Digested	:

		%			
CAS NO.	Parameter	Results	RL	MDL	Qualifier
NONE	Solids, Total	92.0	0.100	NA	

Form 1
WETCHEM

Client	: Barton & Loguidice, P.C	Lab Number	: L1918093
Project Name	: AMPHENOL SUB SLAB SOIL	Project Number	: 1153.010.001
Lab ID	: L1918093-06	Date Collected	: 05/01/19 11:31
Client ID	: B5-SS18 0-6"	Date Received	: 05/01/19
Sample Location	: SIDNEY, NY	Date Analyzed	: 05/02/19 03:32
Sample Matrix	: SOIL	Dilution Factor	: 1
Analytical Method	: 121,2540G	Analyst	: YA
Lab File ID	: WG1232669.pdf	Instrument ID	: BALANCE#47
Sample Amount	:	%Solids	: 82
Digestion Method	:	Date Digested	:

		%			
CAS NO.	Parameter	Results	RL	MDL	Qualifier
NONE	Solids, Total	82.1	0.100	NA	

Form 1
WETCHEM

Client	: Barton & Loguidice, P.C	Lab Number	: L1918093
Project Name	: AMPHENOL SUB SLAB SOIL	Project Number	: 1153.010.001
Lab ID	: L1918093-07	Date Collected	: 05/01/19 11:55
Client ID	: B5-SS19 0-6"	Date Received	: 05/01/19
Sample Location	: SIDNEY, NY	Date Analyzed	: 05/02/19 03:32
Sample Matrix	: SOIL	Dilution Factor	: 1
Analytical Method	: 121,2540G	Analyst	: YA
Lab File ID	: WG1232669.pdf	Instrument ID	: BALANCE#47
Sample Amount	:	%Solids	: 91
Digestion Method	:	Date Digested	:

		%			
CAS NO.	Parameter	Results	RL	MDL	Qualifier
NONE	Solids, Total	91.4	0.100	NA	

Form 1
WETCHEM

Client	: Barton & Loguidice, P.C	Lab Number	: L1918093
Project Name	: AMPHENOL SUB SLAB SOIL	Project Number	: 1153.010.001
Lab ID	: L1918093-08	Date Collected	: 05/01/19 12:20
Client ID	: B5-SS20 0-6"	Date Received	: 05/01/19
Sample Location	: SIDNEY, NY	Date Analyzed	: 05/02/19 03:32
Sample Matrix	: SOIL	Dilution Factor	: 1
Analytical Method	: 121,2540G	Analyst	: YA
Lab File ID	: WG1232669.pdf	Instrument ID	: BALANCE#47
Sample Amount	:	%Solids	: 93
Digestion Method	:	Date Digested	:

		%			
CAS NO.	Parameter	Results	RL	MDL	Qualifier
NONE	Solids, Total	92.6	0.100	NA	

Form 1
WETCHEM

Client	: Barton & Loguidice, P.C	Lab Number	: L1918093
Project Name	: AMPHENOL SUB SLAB SOIL	Project Number	: 1153.010.001
Lab ID	: L1918093-09	Date Collected	: 05/01/19 12:06
Client ID	: B5-SS21 0-6"	Date Received	: 05/01/19
Sample Location	: SIDNEY, NY	Date Analyzed	: 05/02/19 03:32
Sample Matrix	: SOIL	Dilution Factor	: 1
Analytical Method	: 121,2540G	Analyst	: YA
Lab File ID	: WG1232669.pdf	Instrument ID	: BALANCE#47
Sample Amount	:	%Solids	: 83
Digestion Method	:	Date Digested	:

		%			
CAS NO.	Parameter	Results	RL	MDL	Qualifier
NONE	Solids, Total	83.3	0.100	NA	

Form 1
WETCHEM

Client	: Barton & Loguidice, P.C	Lab Number	: L1918093
Project Name	: AMPHENOL SUB SLAB SOIL	Project Number	: 1153.010.001
Lab ID	: L1918093-10	Date Collected	: 05/01/19 12:35
Client ID	: B5-SS22 0-6"	Date Received	: 05/01/19
Sample Location	: SIDNEY, NY	Date Analyzed	: 05/02/19 03:32
Sample Matrix	: SOIL	Dilution Factor	: 1
Analytical Method	: 121,2540G	Analyst	: YA
Lab File ID	: WG1232669.pdf	Instrument ID	: BALANCE#47
Sample Amount	:	%Solids	: 91
Digestion Method	:	Date Digested	:

		%			
CAS NO.	Parameter	Results	RL	MDL	Qualifier
NONE	Solids, Total	91.0	0.100	NA	

Form 1
WETCHEM

Client	: Barton & Loguidice, P.C	Lab Number	: L1918093
Project Name	: AMPHENOL SUB SLAB SOIL	Project Number	: 1153.010.001
Lab ID	: L1918093-11	Date Collected	: 05/01/19 10:27
Client ID	: B5-SS13	Date Received	: 05/01/19
Sample Location	: SIDNEY, NY	Date Analyzed	: 05/02/19 03:32
Sample Matrix	: SOIL	Dilution Factor	: 1
Analytical Method	: 121,2540G	Analyst	: YA
Lab File ID	: WG1232669.pdf	Instrument ID	: BALANCE#47
Sample Amount	:	%Solids	: 85
Digestion Method	:	Date Digested	:

		%			
CAS NO.	Parameter	Results	RL	MDL	Qualifier
NONE	Solids, Total	85.4	0.100	NA	

Form 1
WETCHEM

Client	: Barton & Loguidice, P.C	Lab Number	: L1918093
Project Name	: AMPHENOL SUB SLAB SOIL	Project Number	: 1153.010.001
Lab ID	: L1918093-12	Date Collected	: 05/01/19 10:38
Client ID	: B5-SS14	Date Received	: 05/01/19
Sample Location	: SIDNEY, NY	Date Analyzed	: 05/02/19 03:32
Sample Matrix	: SOIL	Dilution Factor	: 1
Analytical Method	: 121,2540G	Analyst	: YA
Lab File ID	: WG1232669.pdf	Instrument ID	: BALANCE#47
Sample Amount	:	%Solids	: 94
Digestion Method	:	Date Digested	:

		%			
CAS NO.	Parameter	Results	RL	MDL	Qualifier
NONE	Solids, Total	93.5	0.100	NA	

Form 1
WETCHEM

Client	: Barton & Loguidice, P.C	Lab Number	: L1918093
Project Name	: AMPHENOL SUB SLAB SOIL	Project Number	: 1153.010.001
Lab ID	: L1918093-13	Date Collected	: 05/01/19 10:46
Client ID	: B5-SS15	Date Received	: 05/01/19
Sample Location	: SIDNEY, NY	Date Analyzed	: 05/02/19 03:32
Sample Matrix	: SOIL	Dilution Factor	: 1
Analytical Method	: 121,2540G	Analyst	: YA
Lab File ID	: WG1232669.pdf	Instrument ID	: BALANCE#47
Sample Amount	:	%Solids	: 93
Digestion Method	:	Date Digested	:

		%			
CAS NO.	Parameter	Results	RL	MDL	Qualifier
NONE	Solids, Total	93.4	0.100	NA	

Form 1
WETCHEM

Client	: Barton & Loguidice, P.C	Lab Number	: L1918093
Project Name	: AMPHENOL SUB SLAB SOIL	Project Number	: 1153.010.001
Lab ID	: L1918093-14	Date Collected	: 05/01/19 11:09
Client ID	: B5-SS16	Date Received	: 05/01/19
Sample Location	: SIDNEY, NY	Date Analyzed	: 05/02/19 03:32
Sample Matrix	: SOIL	Dilution Factor	: 1
Analytical Method	: 121,2540G	Analyst	: YA
Lab File ID	: WG1232669.pdf	Instrument ID	: BALANCE#47
Sample Amount	:	%Solids	: 92
Digestion Method	:	Date Digested	:

CAS NO.	Parameter	% Results	% RL	% MDL	Qualifier
NONE	Solids, Total	91.8	0.100	NA	

Form 1
WETCHEM

Client	: Barton & Loguidice, P.C	Lab Number	: L1918093
Project Name	: AMPHENOL SUB SLAB SOIL	Project Number	: 1153.010.001
Lab ID	: L1918093-15	Date Collected	: 05/01/19 11:26
Client ID	: B5-SS17	Date Received	: 05/01/19
Sample Location	: SIDNEY, NY	Date Analyzed	: 05/02/19 03:32
Sample Matrix	: SOIL	Dilution Factor	: 1
Analytical Method	: 121,2540G	Analyst	: YA
Lab File ID	: WG1232669.pdf	Instrument ID	: BALANCE#47
Sample Amount	:	%Solids	: 92
Digestion Method	:	Date Digested	:

		%			
CAS NO.	Parameter	Results	RL	MDL	Qualifier
NONE	Solids, Total	91.9	0.100	NA	

Form 1
WETCHEM

Client	: Barton & Loguidice, P.C	Lab Number	: L1918093
Project Name	: AMPHENOL SUB SLAB SOIL	Project Number	: 1153.010.001
Lab ID	: L1918093-16	Date Collected	: 05/01/19 11:36
Client ID	: B5-SS18	Date Received	: 05/01/19
Sample Location	: SIDNEY, NY	Date Analyzed	: 05/02/19 03:32
Sample Matrix	: SOIL	Dilution Factor	: 1
Analytical Method	: 121,2540G	Analyst	: YA
Lab File ID	: WG1232669.pdf	Instrument ID	: BALANCE#47
Sample Amount	:	%Solids	: 81
Digestion Method	:	Date Digested	:

		%			
CAS NO.	Parameter	Results	RL	MDL	Qualifier
NONE	Solids, Total	81.0	0.100	NA	

Form 1
WETCHEM

Client	: Barton & Loguidice, P.C	Lab Number	: L1918093
Project Name	: AMPHENOL SUB SLAB SOIL	Project Number	: 1153.010.001
Lab ID	: L1918093-17	Date Collected	: 05/01/19 12:00
Client ID	: B5-SS19	Date Received	: 05/01/19
Sample Location	: SIDNEY, NY	Date Analyzed	: 05/02/19 03:32
Sample Matrix	: SOIL	Dilution Factor	: 1
Analytical Method	: 121,2540G	Analyst	: YA
Lab File ID	: WG1232669.pdf	Instrument ID	: BALANCE#47
Sample Amount	:	%Solids	: 90
Digestion Method	:	Date Digested	:

		%			
CAS NO.	Parameter	Results	RL	MDL	Qualifier
NONE	Solids, Total	90.4	0.100	NA	

Form 1
WETCHEM

Client	: Barton & Loguidice, P.C	Lab Number	: L1918093
Project Name	: AMPHENOL SUB SLAB SOIL	Project Number	: 1153.010.001
Lab ID	: L1918093-18	Date Collected	: 05/01/19 12:26
Client ID	: B5-SS20	Date Received	: 05/01/19
Sample Location	: SIDNEY, NY	Date Analyzed	: 05/02/19 03:32
Sample Matrix	: SOIL	Dilution Factor	: 1
Analytical Method	: 121,2540G	Analyst	: YA
Lab File ID	: WG1232669.pdf	Instrument ID	: BALANCE#47
Sample Amount	:	%Solids	: 94
Digestion Method	:	Date Digested	:

		%			
CAS NO.	Parameter	Results	RL	MDL	Qualifier
NONE	Solids, Total	94.0	0.100	NA	

Form 1
WETCHEM

Client	: Barton & Loguidice, P.C	Lab Number	: L1918093
Project Name	: AMPHENOL SUB SLAB SOIL	Project Number	: 1153.010.001
Lab ID	: L1918093-19	Date Collected	: 05/01/19 12:12
Client ID	: B5-SS21	Date Received	: 05/01/19
Sample Location	: SIDNEY, NY	Date Analyzed	: 05/02/19 03:32
Sample Matrix	: SOIL	Dilution Factor	: 1
Analytical Method	: 121,2540G	Analyst	: YA
Lab File ID	: WG1232669.pdf	Instrument ID	: BALANCE#47
Sample Amount	:	%Solids	: 88
Digestion Method	:	Date Digested	:

		%			
CAS NO.	Parameter	Results	RL	MDL	Qualifier
NONE	Solids, Total	88.2	0.100	NA	

Form 1
WETCHEM

Client	: Barton & Loguidice, P.C	Lab Number	: L1918093
Project Name	: AMPHENOL SUB SLAB SOIL	Project Number	: 1153.010.001
Lab ID	: L1918093-20	Date Collected	: 05/01/19 12:41
Client ID	: B5-SS22	Date Received	: 05/01/19
Sample Location	: SIDNEY, NY	Date Analyzed	: 05/02/19 03:32
Sample Matrix	: SOIL	Dilution Factor	: 1
Analytical Method	: 121,2540G	Analyst	: YA
Lab File ID	: WG1232669.pdf	Instrument ID	: BALANCE#47
Sample Amount	:	%Solids	: 90
Digestion Method	:	Date Digested	:

		%			
CAS NO.	Parameter	Results	RL	MDL	Qualifier
NONE	Solids, Total	89.6	0.100	NA	

Form 1
WETCHEM

Client	: Barton & Loguidice, P.C	Lab Number	: L1918093
Project Name	: AMPHENOL SUB SLAB SOIL	Project Number	: 1153.010.001
Lab ID	: WG1232669-1	Date Collected	: 05/01/19 10:23
Client ID	: B5-SS13 0-6"DUP	Date Received	: 05/01/19
Sample Location	:	Date Analyzed	: 05/02/19 03:32
Sample Matrix	: SOIL	Dilution Factor	: 1
Analytical Method	: 121,2540G	Analyst	: YA
Lab File ID	: WG1232669.pdf	Instrument ID	: BALANCE#47
Sample Amount	:	%Solids	: 81
Digestion Method	:	Date Digested	:

CAS NO.	Parameter	% Results	% RL	% MDL	Qualifier
NONE	Solids, Total	84.1	0.100	NA	

Bryce D. Dingman

From: Bryce D. Dingman
Sent: Tuesday, June 4, 2019 9:34 AM
To: Haugh, Joshua G (DEC)
Cc: 'gerard.burke@dec.ny.gov'; Mustico, Richard X (DEC); 'Joe Bianchi'; jmickam@jtmllc.com; Scott Nostrand
Subject: Amphenol Proposed PCB Excavation Sampling Plan
Attachments: 1153.010.001_Sample Locations_NYSDEC SET FIG-1 (ID 1766216).pdf; Area B5 Subslab Soil Confirmation Sample Summary Figure 060319 (ID 17655....pdf

Josh,

Per our discussion during yesterday's meeting, please find the attached figure presenting proposed discrete sampling points from the floor (blue dots) and sidewalls (blue squares) of the excavation within the B-5 remedial area. Samples have been selected based on the presented grid system identified by the blue dashed lines on the figure. We would like to collect discrete soil samples as soon as possible pending the Departments review and approval of the proposed PCB sampling layout.

For your reference I have also attached a summarized figure presenting PCB subslab and confirmation soil sample results collected around the current excavation.

Please contact me with any questions.

Thank you,

Bryce

Bryce D. Dingman, P.G.
Managing Hydrogeologist
Barton & Loguidice, D.P.C.
Engineers, Environmental Scientists, Planners, Landscape Architects
P.O. Box 2933 ♦ Plattsburgh, NY 12901 ♦ Phone: Cell (518) 300-0770
www.bartonandloguidice.com

Please consider the environment before printing this e-mail.
Connect with us!

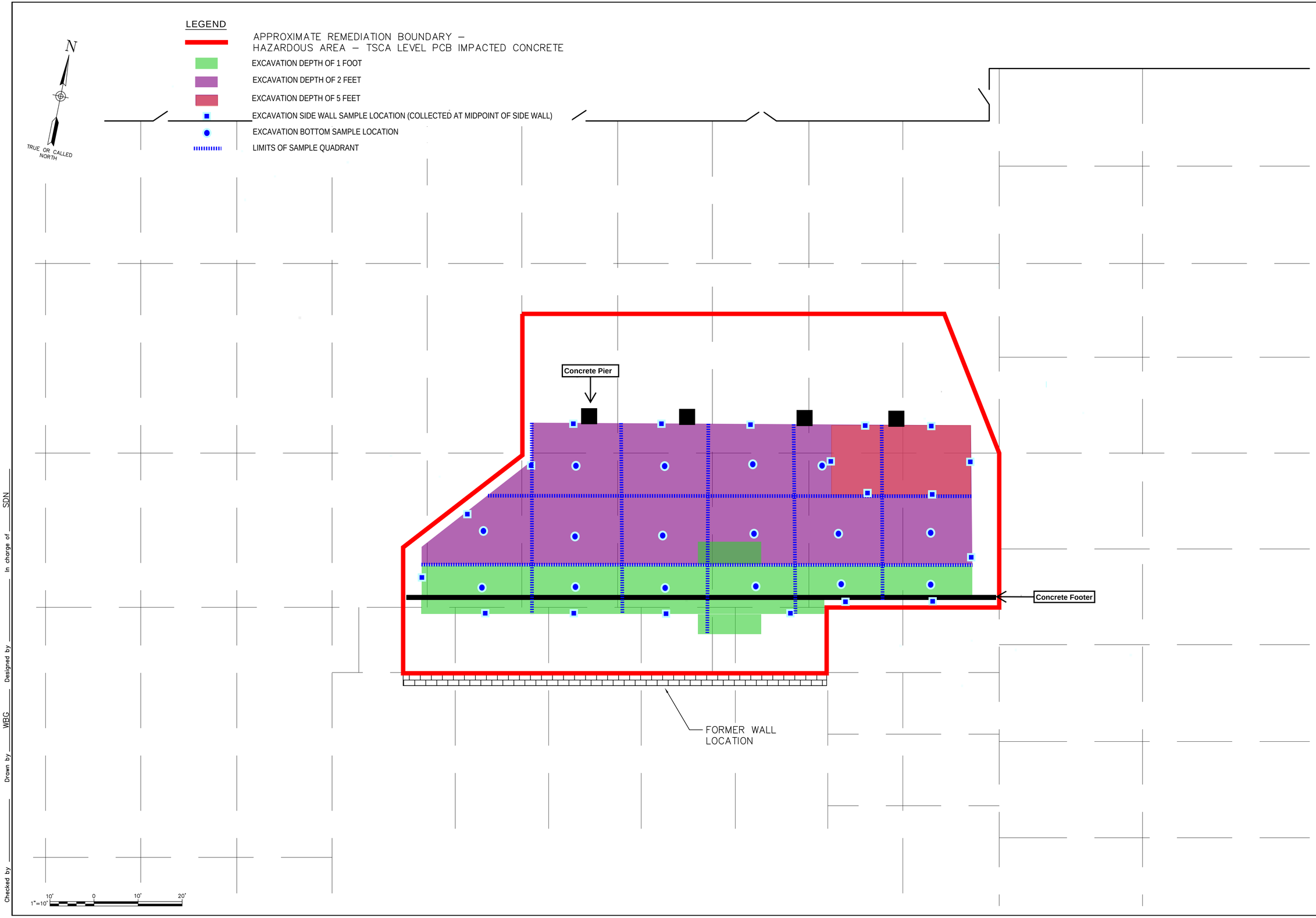

IT IS A VIOLATION OF LAW FOR ANY PERSON, UNLESS THEY ARE ACTING UNDER THE DIRECTION OF A LICENSED PROFESSIONAL ENGINEER, ARCHITECT, LANDSCAPE ARCHITECT, OR LAND SURVEYOR, TO ALTER AN ITEM IN ANY WAY. IF AN ITEM BEARING THE STAMP OF A LICENSED PROFESSIONAL IS ALTERED, THE ALTERING ENGINEER, ARCHITECT, LANDSCAPE ARCHITECT, OR LAND SURVEYOR SHALL STAMP THE DOCUMENT AND INCLUDE THE NOTATION "ALTERED BY" FOLLOWED BY THEIR SIGNATURE, THE DATE OF SUCH ALTERATION, AND A SPECIFIC DESCRIPTION OF THE ALTERATION".

REVISIONS

AMPHENOL AEROSPACE
AMPHENOL–DEMOLITION WORK PLAN

AREA B–5 PCB SAMPLE LOCATIONS PLAN

TOWN OF SYDNEY
DELAWARE COUNTY, NEW YORK

Barton & Loguidice

Date
JANUARY 2019

Scale
1" = 10'

Sheet Number
FIGURE 1

Project Number
1153.010.001

Plotted: Jun 04, 2019 – 7:55AM SYR By: WBG
Z:\BL-Vault\D2\18217A02-1C71-4823-8927-9905C4054147\0\1672000-1672999\1672518\L\L\1153.010.001_Sample Locations_NYSDEC SET (ID 1672518).dwg

Checked by _____ Drawn by WBG Designed by _____ In charge of SDN

Bryce D. Dingman

From: Haugh, Joshua G (DEC) <joshua.haugh@dec.ny.gov>
Sent: Thursday, June 13, 2019 8:51 AM
To: Bryce D. Dingman
Cc: Mustico, Richard X (DEC); Burke, Gerard (DEC); Joe Bianchi; James T. Mickam, P.G.; Scott Nostrand; Matthew P. Strodel
Subject: RE: Amphenol - Excavation Sampling Results and Additional Soil Removals

Bryce,

The revised sampling plan with the proposed sidewall samples is acceptable.

Thanks,

Josh Haugh
NYSDEC Region 4

From: Bryce D. Dingman <BDingman@bartonandloguidice.com>
Sent: Wednesday, June 12, 2019 4:22 PM
To: Haugh, Joshua G (DEC) <joshua.haugh@dec.ny.gov>
Cc: Mustico, Richard X (DEC) <richard.mustico@dec.ny.gov>; Burke, Gerard (DEC) <gerard.burke@dec.ny.gov>; Joe Bianchi <jbian@amphenol-aao.com>; James T. Mickam, P.G. <jmickam@jtmllc.com>; scott nostrand <Snostrand@bartonandloguidice.com>; Matthew P. Strodel <mstrodel@bartonandloguidice.com>
Subject: RE: Amphenol - Excavation Sampling Results and Additional Soil Removals

ATTENTION: This email came from an external source. Do not open attachments or click on links from unknown senders or unexpected emails.

Josh,

Per our discussion this afternoon, please find the attached revised sampling plan including the additionally requested sidewall samples. The blue circles represent the confirmatory bottom of excavation samples and the blue squares represent confirmatory sidewall samples. Please let me know if the Department is in agreement with the revised sampling plan.

Thank you,

Bryce

Bryce D. Dingman
Barton & Loguidice, D.P.C.

From: Scott Nostrand
Sent: Tuesday, June 11, 2019 12:22 PM
To: Haugh, Joshua G (DEC) <joshua.haugh@dec.ny.gov>; Bryce D. Dingman <BDingman@bartonandloguidice.com>
Cc: Mustico, Richard X (DEC) <richard.mustico@dec.ny.gov>; Burke, Gerard (DEC) <gerard.burke@dec.ny.gov>; Joe Bianchi <jbian@amphenol-aao.com>; James T. Mickam, P.G. <jmickam@jtmllc.com>; Matthew P. Strodel <mstrodel@bartonandloguidice.com>
Subject: Amphenol - Excavation Sampling Results and Additional Soil Removals

Josh: I am forwarding this from Bryce as his power is down. - Scott

Josh,

Attached are the PCB soil results collected from discrete sampling points within the B-5 remedial area. Samples were collected from the floor and sidewalls of the existing excavation as presented in our sampling location plan and approved by the DEC in a June 4th e-mail correspondence. Based on the results, a persistent area of PCB impact has been observed in sampling quadrants B2, B3, B4, B6, and B7 and will require further excavation. In these areas an additional 3 feet of soil will be removed and transported for disposal. With the additional excavation of 3 feet in the aforementioned areas, the total excavation depth, as measured from the bottom of the former concrete slab will be 5 feet. Additional excavation would also be performed in quadrants B5 and B9, with the removal of 1 foot of soil for a total excavation depth in these areas of 3 feet. A foot of material will be removed from the B12 quadrant with a total excavation depth of 2 feet. Lastly, the sidewall area associated with the W10 sample will be excavated back (to the south) another 2 feet, maintaining the current 1 foot depth interval. A map of the proposed excavation plan has been attached for your review. Based on the proposed excavation plan, an additional 300 tons of soil will be removed from the B-5 remedial area, bring the total excavation volume to approximately 800 tons.

Our remedial contractor will be on-site tomorrow to begin excavation activities. Soil will be removed and live loaded for disposal and stockpiling is not anticipated. Confirmatory soil samples will be collected from the bottom of the excavation with one sidewall sample from the W10 area. An updated summary map will be generated presenting the results of the confirmatory soil samples and submitted to the DEC for review. Please give me a call with any questions.

Bryce D. Dingman, P.G.
Managing Hydrogeologist

Barton & Loguidice, D.P.C.
Engineers, Environmental Scientists, Planners, Landscape Architects

P.O. Box 2933 ♦ Plattsburgh, NY 12901 ♦ Phone: Cell (518) 300-0770
https://protect2.fireeye.com/url?k=74c8cb96-28ec3df7-74ca32a3-0cc47a6d17e0-db5a94abcedc9697&u=http://www.bartonandloguidice.com/

Please consider the environment before printing this e-mail.
Connect with us!

The information in this message is confidential and is intended for the identified recipient(s). If you are not an intended recipient, please delete the message and notify the sender immediately. Any unauthorized use, disclosure or copying of this message is strictly forbidden and may be subject to legal action.

Bryce D. Dingman

From: Haugh, Joshua G (DEC) <joshua.haugh@dec.ny.gov>
Sent: Tuesday, June 4, 2019 10:39 AM
To: Bryce D. Dingman
Cc: Burke, Gerard (DEC); Mustico, Richard X (DEC); Joe Bianchi; jmickam@jtmllc.com; Scott Nostrand
Subject: RE: Amphenol Proposed PCB Excavation Sampling Plan

Bryce,

The sampling plan you proposed below is acceptable provided a DUSR is prepared for the final confirmation samples, per DER-10. Accordingly, QA/QC samples should also be collected and the appropriate laboratory deliverables provided.

Thanks,

Josh Haugh
NYSDEC Region 4

From: Bryce D. Dingman <BDingman@bartonandloguidice.com>
Sent: Tuesday, June 04, 2019 9:34 AM
To: Haugh, Joshua G (DEC) <joshua.haugh@dec.ny.gov>
Cc: Burke, Gerard (DEC) <gerard.burke@dec.ny.gov>; Mustico, Richard X (DEC) <richard.mustico@dec.ny.gov>; Joe Bianchi <jbian@amphenol-aao.com>; jmickam@jtmllc.com; scott nostrand <Snostrand@bartonandloguidice.com>
Subject: Amphenol Proposed PCB Excavation Sampling Plan

ATTENTION: This email came from an external source. Do not open attachments or click on links from unknown senders or unexpected emails.

Josh,

Per our discussion during yesterday's meeting, please find the attached figure presenting proposed discrete sampling points from the floor (blue dots) and sidewalls (blue squares) of the excavation within the B-5 remedial area. Samples have been selected based on the presented grid system identified by the blue dashed lines on the figure. We would like to collect discrete soil samples as soon as possible pending the Departments review and approval of the proposed PCB sampling layout.

For your reference I have also attached a summarized figure presenting PCB subslab and confirmation soil sample results collected around the current excavation.

Please contact me with any questions.

Thank you,

Bryce

Bryce D. Dingman, P.G.
Managing Hydrogeologist
Barton & Loguidice, D.P.C.
Engineers, Environmental Scientists, Planners, Landscape Architects

P.O. Box 2933 ♦ Plattsburgh, NY 12901 ♦ Phone: Cell (518) 300-0770
https://protect2.fireeye.com/url?k=633e82b5-3f1d656e-633c7b80-0cc47aa8c6e0-912d6b91df526f78&u=http://www.bartonandloguidice.com/

Please consider the environment before printing this e-mail.
Connect with us!

The information in this message is confidential and is intended for the identified recipient(s). If you are not an intended recipient, please delete the message and notify the sender immediately. Any unauthorized use, disclosure or copying of this message is strictly forbidden and may be subject to legal action.

Barton & Loguidice

July 10, 2019

Joshua Haugh
Engineering Geologist
NYSDEC Region 4
Division of Environmental Remediation
1130 North Westcott Road
Schenectady, New York 12303-2014

Re: Amphenol Area B-5 Excavation Confirmation Soil Sample Results Summary
And Request To Use Confirmatory Boring Data

File: 1153.010.001

Dear Mr. Haugh:

The following letter presents the results of the most recent confirmatory soil samples collected from the Area B-5 excavation on June 12 and 13, 2019 from the former Amphenol Aerospace Facility, 40-60 Delaware Avenue, Sidney, NY. The confirmatory samples were collected following supplemental excavation activities from the B2, B3, B4, B5, B6, B7, B9, and B12 quadrants, and W20 sidewall area (Figure 1).

As previously discussed with the NYSDEC, these quadrants were over-excavated to remove persistent PCB contamination. Quadrants B5 and B9 were over-excavated an additional 1-foot to a total depth of 3-feet below bottom of concrete. Confirmation sample results from B-5 and B-9 were below the Industrial use criteria of 25 ppm. Therefore, no further excavation is required in these quadrants. Quadrant B-12 was over-excavated to a total depth of 2-feet below bottom of concrete, with a confirmation sample result below industrial guidelines (5.8 ppm). An additional 2 feet of material was removed from the sidewall area of quadrant B13 and confirmation sidewall sample W-20 was collected. Sidewall sample location W-20 was found to be below industrial use soil cleanup criteria. An additional 3-feet of soil was removed from B2, B3, B6, B7 and part of the B4 quadrant to a total depth of 5-feet below bottom of concrete. All sidewall samples collected from these areas, with the exception of W-29, were found to be below the industrial use standard. Additional sidewall excavation will be required in the area of W-29. Bottom of excavation samples from B2-B4, B-6, and B7 were still found to contain elevated PCB concentrations and will require additional excavation (Figure 1).

To assist in determining the extent of PCB contamination, three direct push soil borings were advance to a depth of 5 feet below the current bottom of excavation elevation (10 feet below the bottom of the concrete) in the B2, B3, B4, B6, and B7 quadrants. Samples were collected from each boring at 1-foot increments. Boring locations B2/B3 and B3/B4 confirm that the removal of 1 foot of material from the bottom of the B2 though B4 quadrant would achieve cleanup criteria. Based on the results of B6/B7 an additional 4 feet of material (total depth from bottom of concrete of 9 feet) will need to be removed to achieve cleanup criteria.

P.O. Box 2933, Plattsburgh, NY 12901 ▪ Office: 518-300-0770 ▪ BartonandLoguidice.com

The experience to listen
The power to solve

Field conditions have changed and made it near impossible to safely collect confirmation samples, therefore, we propose to use the soil boring sample results from B2/B3, B3/B4, and B6/B7 as representative soil confirmation samples. This is based on the following:

- Sidewalls are continuing to slough due to unstable soils;
- Unstable soils and excavations exceeding 4 feet in depth have resulted in unsafe access to the base of the excavation;
- Soils becoming saturated, further adding to stability issues with the excavation being left open (poly is still in place; however, is not a perfect seal from precipitation events); and
- Soil boring samples represent in-situ PCB concentrations of the soil column and eliminates the potential of soil mixing.

At this time the next phase of excavation is scheduled for the week of July 15 to address the areas B2-B4, B-6, B7, and W-29 identified above. Once the areas of persistent PCB contamination are removed, we propose to backfill the excavation area immediately to cease further dewatering operations and prevent continued sidewall failure and collapse into the excavation. Subsequent to achieving the subgrade backfill elevation, replacement of the concrete slab will be installed in accordance with the approved work plan.

We are available to discuss the confirmatory soil sample results and continued construction efforts with the Department as soon as possible. We look forward to your response.

Sincerely,

BARTON & LOGUIDICE, D.P.C.

Bryce D. Dingman, P.G.
Managing Hydrogeologist

BDD/akg
Attachment
cc: Richard Mustico, NYSDEC
Gerard Burke, NYSDEC
Joseph Bianchi, Amphenol
Jim Mickam, JTM Associates, LLC.
Scott Nostrand, B&L

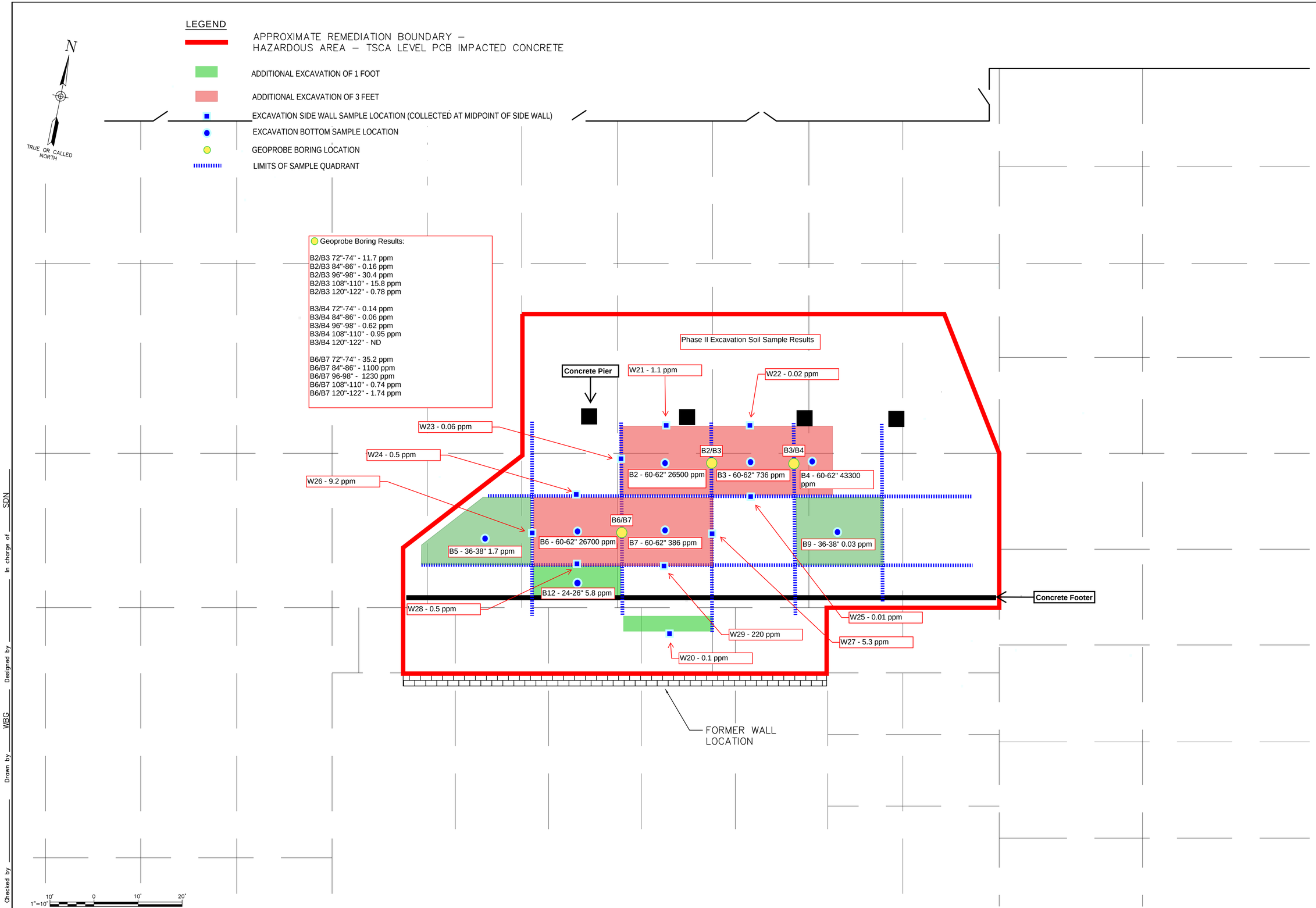

IT IS A VIOLATION OF LAW FOR ANY PERSON, UNLESS THEY ARE ACTING UNDER THE DIRECTION OF A LICENSED PROFESSIONAL ENGINEER, ARCHITECT, LANDSCAPE ARCHITECT, OR LAND SURVEYOR, TO ALTER AN ITEM IN ANY WAY. IF AN ITEM BEARING THE STAMP OF A LICENSED PROFESSIONAL IS ALTERED, THE ALTERING ENGINEER, ARCHITECT, LANDSCAPE ARCHITECT, OR LAND SURVEYOR SHALL STAMP THE DOCUMENT AND INCLUDE THE NOTATION "ALTERED BY" FOLLOWED BY THEIR SIGNATURE, THE DATE OF SUCH ALTERATION, AND A SPECIFIC DESCRIPTION OF THE ALTERATION".

REVISIONS

AMPHENOL AEROSPACE
AMPHENOL–DEMOLITION WORK PLAN

AREA B–5 PCB SAMPLE LOCATIONS PLAN

TOWN OF SYDNEY DELAWARE COUNTY, NEW YORK

Barton & Loguidice

Date
JANUARY 2019

Scale
1" = 10'

Sheet Number
FIGURE 1

Project Number
1153.010.001

Plotted: Jun 04, 2019 – 7:55AM SYR By: WBG
Z:\BL-Vault\ID2\18217AD2-1C71-4823-8927-99D5C4054147\0\1672000-1672999\1672518\L\L\1153.010.001_Sample Locations_NYSDEC SET (ID 1672518).dwg

Checked by ____ Drawn by WBG Designed by ____ In charge of SDN

NEW YORK STATE DEPARTMENT OF ENVIRONMENTAL CONSERVATION

Division of Environmental Remediation, Region 4
1130 North Westcott Road, Schenectady, NY 12306-2014
P: (518) 357-2045 | F: (518) 357-2460
www.dec.ny.gov

July 11, 2019

Amphenol Corporation
Attn: Mr. Joseph Bianchi
40-60 Delaware Avenue
Sidney, NY 13838
jbian@amphenol-aao.com
(Sent via email only)

RE: West Well and Parking Area (Amphenol), Site No. 413010
Amphenol Aerospace Facility, 40-60 Delaware Avenue, Sidney
Area B-5 Excavation Sampling

Dear Mr. Bianchi:

The New York State Department of Environmental Conservation (the Department) has reviewed the July 10, 2019 letter submitted by Barton & Loguidice (B&L) on behalf Amphenol Corporation (Amphenol) proposing a modified confirmatory sampling approach for the ongoing B-5 area soil excavation. The modified confirmatory sampling approach is approved with the following corrections or clarifications:

1. Further excavation should be completed in a manner that precludes mixing. Consider measures to control the excavation such as sheet piling or additives (*e.g.*, portland cement or sawdust) to solidify saturated soil prior to excavating.
2. All soil not represented by the in-situ samples from the target excavation depths (*i.e.*, sloughed or mixed materials) and all soil with PCBs >25 ppm should be removed prior to backfilling.
3. A sidewall sample should be collected after excavating the W-29 sample area.

If Amphenol agrees with the above, this modification will become incorporated into the previously approved PCB Contaminated Concrete Slab Remedial Work Plan. Please contact me at 518-357-2008 or joshua.haugh@dec.ny.gov with any questions about this letter.

Sincerely,

Josh Haugh, PG
Professional Geologist 1

ec: G. Burke, DEC
R. Mustico, DEC
J. Haugh, DEC
J. Mickam, JTM
S. Nostrand, B&L
B. Dingman, B&L

APPENDIX B
CAMP Monitoring Results

4/15/2019

Instrument Name	DustTrak DRX	Temperature (F)	**64**
Model Number	8533	Precipitation (In)	**0.43**
Serial Number	8533103204	Wind Speed (MPH)	**WNW 14.6**
Firmware Version	3.7		
Calibration Date	9/20/2016		
Test Name	**UPWIND**		
Test Start Time	10:40:13 AM		
Test Start Date	**4/15/2019**		
Test Length [D:H:M]	0:05:30		
Test Interval [M:S]	15:00		
PM1 Average [mg/m3]	0.356		
PM1 Minimum [mg/m3]	0.305		
PM1 Maximum [mg/m3]	0.421		
PM1 TWA [mg/m3]	0.245		
TOTAL Average [mg/m3]	0.359		
TOTAL Minimum [mg/m3]	0.306		
TOTAL Maximum [mg/m3]	0.422		
TOTAL TWA [mg/m3]	0.246		
Number of Samples	22		

Elapsed Time [s]	PM1 [mg/m3]	PM2.5 [mg/m3]	PM4 [mg/m3]	PM10 [mg/m3]	TOTAL [mg/m3]
900	0.397	0.397	0.397	0.398	0.398
1800	0.421	0.421	0.421	0.422	0.422
2700	0.383	0.384	0.384	0.385	0.386
3600	0.373	0.373	0.373	0.374	0.374
4500	0.358	0.358	0.358	0.359	0.359
5400	0.336	0.336	0.337	0.338	0.338
6300	0.327	0.327	0.327	0.327	0.327
7200	0.326	0.326	0.327	0.327	0.327
8100	0.316	0.316	0.316	0.316	0.317
9000	0.327	0.327	0.328	0.329	0.33
9900	0.324	0.324	0.324	0.324	0.324
10800	0.321	0.321	0.321	0.321	0.321
11700	0.305	0.305	0.305	0.306	0.306
12600	0.369	0.37	0.371	0.382	0.394
13500	0.348	0.348	0.348	0.351	0.352
14400	0.362	0.362	0.362	0.363	0.363
15300	0.367	0.367	0.367	0.367	0.367
16200	0.385	0.385	0.385	0.385	0.386
17100	0.377	0.377	0.377	0.378	0.378
18000	0.368	0.368	0.368	0.368	0.368
18900	0.375	0.375	0.375	0.375	0.376
19800	0.374	0.375	0.375	0.375	0.375

Instrument Name	DustTrak DRX	Temperature (F)	**64**
Model Number	8533	Precipitation (In)	**0.43**
Serial Number	8533132908	Wind Speed (MPH)	**WNW 14.6**
Firmware Version	3.7		
Calibration Date	5/13/2015		
Test Name	**DOWNWIND**		
Test Start Time	7:53:19 AM		
Test Start Date	**4/15/2019**		
Test Length [D:H:M]	0:08:00		
Test Interval [M:S]	15:00		
PM1 Average [mg/m3]	0.005		
PM1 Minimum [mg/m3]	0.002		
PM1 Maximum [mg/m3]	0.019		
PM1 TWA [mg/m3]	0.005		
TOTAL Average [mg/m3]	0.006		
TOTAL Minimum [mg/m3]	0.002		
TOTAL Maximum [mg/m3]	0.02		
TOTAL TWA [mg/m3]	0.006		
Number of Samples	32		

Elapsed Time [s]	PM1 [mg/m3]	PM2.5 [mg/m3]	PM4 [mg/m3]	PM10 [mg/m3]	TOTAL [mg/m3]
900	0.013	0.013	0.014	0.014	0.014
1800	0.019	0.019	0.019	0.02	0.02
2700	0.016	0.016	0.016	0.016	0.016
3600	0.015	0.015	0.015	0.015	0.015
4500	0.019	0.019	0.019	0.019	0.019
5400	0.002	0.002	0.002	0.002	0.002
6300	0.003	0.003	0.003	0.003	0.003
7200	0.003	0.003	0.003	0.003	0.003
8100	0.004	0.004	0.004	0.005	0.005
9000	0.004	0.004	0.004	0.004	0.004
9900	0.004	0.004	0.004	0.004	0.005
10800	0.002	0.002	0.002	0.002	0.003
11700	0.003	0.003	0.003	0.003	0.003
12600	0.006	0.006	0.007	0.008	0.008
13500	0.006	0.006	0.006	0.006	0.006
14400	0.006	0.006	0.006	0.006	0.006
15300	0.004	0.004	0.004	0.004	0.004
16200	0.004	0.004	0.004	0.004	0.004
17100	0.004	0.004	0.004	0.004	0.004
18000	0.003	0.003	0.003	0.003	0.003
18900	0.003	0.003	0.003	0.003	0.003
19800	0.005	0.005	0.005	0.007	0.007
20700	0.003	0.003	0.003	0.003	0.004
21600	0.002	0.002	0.002	0.002	0.002
22500	0.002	0.002	0.002	0.002	0.002
23400	0.002	0.002	0.002	0.002	0.002
24300	0.003	0.003	0.003	0.003	0.003
25200	0.003	0.003	0.003	0.003	0.003
26100	0.003	0.003	0.003	0.003	0.003
27000	0.003	0.003	0.003	0.003	0.003
27900	0.002	0.002	0.002	0.002	0.002
28800	0.004	0.004	0.004	0.004	0.004

4/16/2019

Instrument Name	DustTrak DRX	Temperature (F)	**52**
Model Number	8533	Precipitation (In)	**X**
Serial Number	8533103204	Wind Speed (MPH)	**WNW 16.1**
Firmware Version	3.7		
Calibration Date	9/20/2016		
Test Name	**UPWIND**		
Test Start Time	7:38:41 AM		
Test Start Date	**4/16/2019**		
Test Length [D:H:M]	0:08:00		
Test Interval [M:S]	15:00		
PM1 Average [mg/m3]	0.323		
PM1 Minimum [mg/m3]	0.284		
PM1 Maximum [mg/m3]	0.391		
PM1 TWA [mg/m3]	0.323		
TOTAL Average [mg/m3]	0.327		
TOTAL Minimum [mg/m3]	0.295		
TOTAL Maximum [mg/m3]	0.394		
TOTAL TWA [mg/m3]	0.327		
Number of Samples	32		

Elapsed Time [s]	PM1 [mg/m3]	PM2.5 [mg/m3]	PM4 [mg/m3]	PM10 [mg/m3]	TOTAL [mg/m3]
900	0.391	0.391	0.391	0.393	0.394
1800	0.387	0.387	0.387	0.388	0.389
2700	0.386	0.386	0.386	0.388	0.389
3600	0.376	0.376	0.377	0.378	0.379
4500	0.35	0.35	0.351	0.354	0.356
5400	0.31	0.31	0.31	0.311	0.311
6300	0.284	0.284	0.286	0.295	0.303
7200	0.299	0.299	0.299	0.301	0.303
8100	0.301	0.301	0.302	0.304	0.306
9000	0.319	0.319	0.319	0.32	0.321
9900	0.33	0.331	0.331	0.332	0.332
10800	0.302	0.302	0.302	0.304	0.306
11700	0.311	0.311	0.311	0.312	0.312
12600	0.306	0.306	0.306	0.307	0.308
13500	0.298	0.298	0.298	0.299	0.299
14400	0.312	0.312	0.312	0.313	0.314
15300	0.319	0.319	0.319	0.32	0.321
16200	0.305	0.305	0.305	0.307	0.308
17100	0.305	0.305	0.305	0.306	0.307
18000	0.316	0.316	0.316	0.317	0.318
18900	0.351	0.351	0.352	0.355	0.357
19800	0.368	0.368	0.368	0.37	0.371
20700	0.323	0.323	0.324	0.33	0.336
21600	0.293	0.293	0.293	0.294	0.295
22500	0.31	0.31	0.31	0.312	0.313
23400	0.315	0.315	0.315	0.317	0.319
24300	0.313	0.313	0.313	0.315	0.316
25200	0.309	0.309	0.309	0.311	0.313
26100	0.328	0.328	0.328	0.33	0.33
27000	0.294	0.294	0.295	0.297	0.299
27900	0.305	0.305	0.305	0.306	0.306
28800	0.315	0.315	0.316	0.317	0.318

Instrument Name	DustTrak DRX	Temperature (F)	**52**
Model Number	8533	Precipitation (In)	**X**
Serial Number	8533132908	Wind Speed (MPH)	**WNW 16.1**
Firmware Version	3.7		
Calibration Date	5/13/2015		
Test Name	**DOWNWIND**		
Test Start Time	7:30:48 AM		
Test Start Date	**4/16/2019**		
Test Length [D:H:M]	0:08:00		
Test Interval [M:S]	15:00		
PM1 Average [mg/m3]	-0.012		
PM1 Minimum [mg/m3]	-0.014		
PM1 Maximum [mg/m3]	-0.009		
PM1 TWA [mg/m3]	-0.012		
TOTAL Average [mg/m3]	-0.012		
TOTAL Minimum [mg/m3]	-0.014		
TOTAL Maximum [mg/m3]	-0.009		
TOTAL TWA [mg/m3]	-0.012		
Number of Samples	32		

Elapsed Time [s]	PM1 [mg/m3]	PM2.5 [mg/m3]	PM4 [mg/m3]	PM10 [mg/m3]	TOTAL [mg/m3]
900	-0.012	-0.012	-0.012	-0.012	-0.012
1800	-0.012	-0.012	-0.012	-0.011	-0.011
2700	-0.012	-0.012	-0.012	-0.012	-0.012
3600	-0.011	-0.011	-0.011	-0.011	-0.011
4500	-0.012	-0.012	-0.012	-0.011	-0.011
5400	-0.013	-0.013	-0.013	-0.012	-0.012
6300	-0.014	-0.014	-0.014	-0.014	-0.014
7200	-0.014	-0.014	-0.014	-0.014	-0.014
8100	-0.013	-0.013	-0.013	-0.013	-0.013
9000	-0.011	-0.011	-0.011	-0.011	-0.011
9900	-0.011	-0.011	-0.011	-0.011	-0.011
10800	-0.013	-0.013	-0.013	-0.012	-0.012
11700	-0.011	-0.011	-0.011	-0.011	-0.011
12600	-0.011	-0.011	-0.011	-0.01	-0.01
13500	-0.012	-0.012	-0.012	-0.012	-0.012
14400	-0.012	-0.012	-0.012	-0.011	-0.011
15300	-0.009	-0.009	-0.009	-0.009	-0.009
16200	-0.012	-0.012	-0.012	-0.012	-0.012
17100	-0.012	-0.012	-0.012	-0.012	-0.012
18000	-0.012	-0.012	-0.012	-0.012	-0.012
18900	-0.012	-0.012	-0.012	-0.011	-0.011
19800	-0.01	-0.01	-0.01	-0.01	-0.01
20700	-0.011	-0.011	-0.011	-0.011	-0.011
21600	-0.012	-0.012	-0.012	-0.012	-0.012
22500	-0.012	-0.012	-0.012	-0.012	-0.012
23400	-0.011	-0.011	-0.011	-0.011	-0.011
24300	-0.012	-0.012	-0.012	-0.012	-0.012
25200	-0.012	-0.012	-0.012	-0.011	-0.011
26100	-0.012	-0.012	-0.012	-0.012	-0.012
27000	-0.012	-0.012	-0.012	-0.012	-0.012
27900	-0.012	-0.012	-0.012	-0.012	-0.012
28800	-0.012	-0.012	-0.012	-0.012	-0.012

4/17/2019

Instrument Name	DustTrak DRX	Temperature (F)	**61**
Model Number	8533	Precipitation (In)	**X**
Serial Number	8533103204	Wind Speed (MPH)	**N 5.0**
Firmware Version	3.7		
Calibration Date	9/20/2016		
Test Name	**UPWIND**		
Test Start Time	8:11:00 AM		
Test Start Date	**4/17/2019**		
Test Length [D:H:M]	0:07:45		
Test Interval [M:S]	15:00		
PM1 Average [mg/m3]	0.311		
PM1 Minimum [mg/m3]	0.267		
PM1 Maximum [mg/m3]	0.587		
PM1 TWA [mg/m3]	0.301		
TOTAL Average [mg/m3]	0.355		
TOTAL Minimum [mg/m3]	0.269		
TOTAL Maximum [mg/m3]	1.38		
TOTAL TWA [mg/m3]	0.344		
Number of Samples	31		

Elapsed Time [s]	PM1 [mg/m3]	PM2.5 [mg/m3]	PM4 [mg/m3]	PM10 [mg/m3]	TOTAL [mg/m3]
900	0.336	0.336	0.336	0.338	0.339
1800	0.344	0.344	0.345	0.347	0.348
2700	0.341	0.341	0.342	0.344	0.346
3600	0.326	0.326	0.327	0.33	0.333
4500	0.301	0.302	0.302	0.306	0.309
5400	0.307	0.308	0.308	0.314	0.317
6300	0.305	0.305	0.305	0.309	0.311
7200	0.282	0.282	0.283	0.284	0.284
8100	0.308	0.308	0.309	0.311	0.313
9000	0.288	0.288	0.288	0.29	0.291
9900	0.269	0.269	0.269	0.269	0.269
10800	0.284	0.284	0.284	0.285	0.285
11700	0.292	0.293	0.293	0.293	0.293
12600	0.308	0.308	0.308	0.309	0.309
13500	0.282	0.282	0.283	0.285	0.285
14400	0.309	0.309	0.31	0.315	0.317
15300	0.308	0.308	0.309	0.31	0.311
16200	0.298	0.298	0.298	0.3	0.303
17100	0.353	0.356	0.367	0.427	0.467
18000	0.281	0.281	0.281	0.282	0.283
18900	0.288	0.288	0.288	0.289	0.289
19800	0.28	0.28	0.28	0.281	0.281
20700	0.287	0.287	0.287	0.291	0.294
21600	0.285	0.285	0.286	0.288	0.289
22500	0.281	0.281	0.281	0.282	0.282
23400	0.287	0.287	0.288	0.289	0.29
24300	0.267	0.267	0.267	0.269	0.27
25200	0.301	0.302	0.305	0.347	0.393
26100	0.587	0.6	0.645	1.03	1.38
27000	0.384	0.388	0.403	0.529	0.654
27900	0.275	0.275	0.276	0.277	0.278

Instrument Name	DustTrak DRX	Temperature (F)	**61**
Model Number	8533	Precipitation (In)	**X**
Serial Number	8533132908	Wind Speed (MPH)	**N 5.0**
Firmware Version	3.7		
Calibration Date	5/13/2015		
Test Name	**DOWNWIND**		
Test Start Time	8:03:33 AM		
Test Start Date	**4/17/2019**		
Test Length [D:H:M]	0:07:30		
Test Interval [M:S]	15:00		
PM1 Average [mg/m3]	0.013		
PM1 Minimum [mg/m3]	0.004		
PM1 Maximum [mg/m3]	0.106		
PM1 TWA [mg/m3]	0.012		
TOTAL Average [mg/m3]	0.02		
TOTAL Minimum [mg/m3]	0.005		
TOTAL Maximum [mg/m3]	0.218		
TOTAL TWA [mg/m3]	0.018		
Number of Samples	30		

Elapsed Time [s]	PM1 [mg/m3]	PM2.5 [mg/m3]	PM4 [mg/m3]	PM10 [mg/m3]	TOTAL [mg/m3]
900	0.004	0.004	0.004	0.005	0.005
1800	0.004	0.004	0.004	0.005	0.005
2700	0.005	0.005	0.005	0.005	0.005
3600	0.006	0.006	0.006	0.006	0.006
4500	0.008	0.009	0.009	0.009	0.01
5400	0.008	0.009	0.009	0.009	0.009
6300	0.009	0.009	0.009	0.01	0.01
7200	0.008	0.008	0.009	0.009	0.009
8100	0.008	0.008	0.008	0.008	0.008
9000	0.007	0.007	0.007	0.007	0.007
9900	0.007	0.007	0.007	0.007	0.007
10800	0.007	0.007	0.007	0.007	0.007
11700	0.007	0.007	0.007	0.007	0.007
12600	0.007	0.008	0.008	0.008	0.008
13500	0.008	0.008	0.008	0.009	0.009
14400	0.007	0.007	0.007	0.007	0.007
15300	0.007	0.007	0.007	0.007	0.007
16200	0.007	0.007	0.007	0.007	0.007
17100	0.007	0.007	0.007	0.008	0.008
18000	0.008	0.008	0.008	0.008	0.008
18900	0.008	0.008	0.008	0.008	0.008
19800	0.008	0.008	0.008	0.009	0.009
20700	0.008	0.008	0.008	0.009	0.009
21600	0.008	0.008	0.008	0.009	0.009
22500	0.009	0.009	0.009	0.009	0.009
23400	0.011	0.011	0.012	0.012	0.012
24300	0.009	0.009	0.009	0.01	0.01
25200	0.01	0.01	0.01	0.011	0.012
26100	0.069	0.073	0.087	0.139	0.146
27000	0.106	0.113	0.134	0.209	0.218

4/18/2019

Instrument Name	DustTrak DRX	Temperature (F)	**66**
Model Number	8533	Precipitation (In)	**X**
Serial Number	8533103204	Wind Speed (MPH)	**SE 12.4**
Firmware Version	3.7		
Calibration Date	9/20/2016		
Test Name	**UPWIND**		
Test Start Time	8:26:06 AM		
Test Start Date	**4/18/2019**		
Test Length [D:H:M]	0:00:15		
Test Interval [M:S]	15:00		
PM1 Average [mg/m3]	0.303		
PM1 Minimum [mg/m3]	0.303		
PM1 Maximum [mg/m3]	0.303		
PM1 TWA [mg/m3]	0.009		
TOTAL Average [mg/m3]	0.307		
TOTAL Minimum [mg/m3]	0.307		
TOTAL Maximum [mg/m3]	0.307		
TOTAL TWA [mg/m3]	0.01		
Number of Samples	1		

Elapsed Time [s]	PM1 [mg/m3]	PM2.5 [mg/m3]	PM4 [mg/m3]	PM10 [mg/m3]	TOTAL [mg/m3]
900	0.303	0.303	0.303	0.305	0.307

Instrument Name	DustTrak DRX	Temperature (F)	**66**
Model Number	8533	Precipitation (In)	**X**
Serial Number	8533132908	Wind Speed (MPH)	**SE 12.4**
Firmware Version	3.7		
Calibration Date	5/13/2015		
Test Name	**DOWNWIND**		
Test Start Time	8:17:25 AM		
Test Start Date	**4/18/2019**		
Test Length [D:H:M]	0:10:15		
Test Interval [M:S]	15:00		
PM1 Average [mg/m3]	0.002		
PM1 Minimum [mg/m3]	0		
PM1 Maximum [mg/m3]	0.005		
PM1 TWA [mg/m3]	0.001		
TOTAL Average [mg/m3]	0.004		
TOTAL Minimum [mg/m3]	0		
TOTAL Maximum [mg/m3]	0.012		
TOTAL TWA [mg/m3]	0.002		
Number of Samples	16		

Elapsed Time [s]	PM1 [mg/m3]	PM2.5 [mg/m3]	PM4 [mg/m3]	PM10 [mg/m3]	TOTAL [mg/m3]
900	0.001	0.001	0.001	0.002	0.003
1800	0	0	0	0	0.001
2700	0	0	0.001	0.001	0.002
3600	0.001	0.001	0.001	0.001	0.001
4500	0.001	0.001	0.001	0.002	0.002
5400	0.001	0.002	0.002	0.003	0.004
6300	0.001	0.001	0.001	0.002	0.002
7200	0.002	0.002	0.003	0.003	0.004
8100	0.003	0.003	0.003	0.004	0.004
9000	0.004	0.004	0.004	0.005	0.006
9900	0.005	0.005	0.005	0.008	0.012
10800	0.003	0.003	0.004	0.004	0.005
11700	0.004	0.004	0.004	0.005	0.006
12600	0.004	0.004	0.004	0.005	0.005
36682	0	0	0	0	0
36900	0	0	0	0	0

4/22/2019

Instrument Name	DustTrak II	Temperature (F)	**63**
Model Number	8530	Precipitation (In)	**X**
Serial Number	8530142403	Wind Speed (MPH)	**W 11.1**
Firmware Version	3.7		
Calibration Date	6/11/2014		
Test Name	**UPWIND**		
Test Start Time	10:26:35 AM		
Test Start Date	**4/22/2019**		
Test Length [D:H:M]	0:04:30		
Test Interval [M:S]	15:00		
Mass Average [mg/m3]	0.015		
Mass Minimum [mg/m3]	0.004		
Mass Maximum [mg/m3]	0.028		
Mass TWA [mg/m3]	0.009		
Photometric User Cal	0.93		
Flow User Cal	0		
Errors			
Number of Samples	18		

Elapsed Time [s]	Mass [mg/m3]
900	0.027
1800	0.025
2700	0.028
3600	0.024
4500	0.024
5400	0.024
6300	0.022
7200	0.018
8100	0.015
9000	0.011
9900	0.01
10800	0.009
11700	0.008
12600	0.006
13500	0.006
14400	0.007
15300	0.004
16200	0.004

Instrument Name	DustTrak DRX	Temperature (F)	**63**
Model Number	8533	Precipitation (In)	**X**
Serial Number	8533132908	Wind Speed (MPH)	**W 11.1**
Firmware Version	3.7		
Calibration Date	5/13/2015		
Test Name	**DOWNWIND**		
Test Start Time	7:17:48 AM		
Test Start Date	**4/22/2019**		
Test Length [D:H:M]	0:03:00		
Test Interval [M:S]	15:00		
PM1 Average [mg/m3]	0.016		
PM1 Minimum [mg/m3]	0.015		
PM1 Maximum [mg/m3]	0.017		
PM1 TWA [mg/m3]	0.006		
TOTAL Average [mg/m3]	0.016		
TOTAL Minimum [mg/m3]	0.015		
TOTAL Maximum [mg/m3]	0.017		
TOTAL TWA [mg/m3]	0.006		
Number of Samples	12		

Elapsed Time [s]	PM1 [mg/m3]	PM2.5 [mg/m3]	PM4 [mg/m3]	PM10 [mg/m3]	TOTAL [mg/m3]
900	0.015	0.015	0.015	0.015	0.015
1800	0.015	0.015	0.015	0.015	0.015
2700	0.015	0.015	0.015	0.015	0.015
3600	0.015	0.015	0.015	0.015	0.015
4500	0.015	0.015	0.015	0.015	0.015
5400	0.016	0.016	0.016	0.016	0.016
6300	0.017	0.017	0.017	0.017	0.017
7200	0.016	0.016	0.016	0.016	0.016
8100	0.017	0.017	0.017	0.017	0.017
9000	0.016	0.016	0.016	0.016	0.016
9900	0.016	0.016	0.016	0.016	0.016
10800	0.016	0.016	0.016	0.016	0.016

4/23/2019

Instrument Name	DustTrak II	Temperature (F)	**75**
Model Number	8530	Precipitation (In)	**X**
Serial Number	8530142403	Wind Speed (MPH)	**S 8.7**
Firmware Version	3.7		
Calibration Date	6/11/2014		
Test Name	**UPWIND**		
Test Start Time	8:11:50 AM		
Test Start Date	**4/23/2019**		
Test Length [D:H:M]	0:07:15		
Test Interval [M:S]	15:00		
Mass Average [mg/m3]	0.01		
Mass Minimum [mg/m3]	-0.001		
Mass Maximum [mg/m3]	0.063		
Mass TWA [mg/m3]	0.009		
Photometric User Cal	0.93		
Flow User Cal	0		
Errors			
Number of Samples	29		

Elapsed Time [s]	Mass [mg/m3]
900	0.043
1800	0.063
2700	0.035
3600	0.037
4500	0.037
5400	0.026
6300	0.017
7200	0.008
8100	0.007
9000	0.003
9900	0.003
10800	0.002
11700	0.001
12600	0
13500	0
14400	0
15300	0
16200	0
17100	-0.001
18000	-0.001
18900	-0.001
19800	-0.001
20700	0
21600	0
22500	0.001
23400	0
24300	0
25200	0

Instrument Name	DustTrak DRX	Temperature (F)	**75**
Model Number	8533	Precipitation (In)	**X**
Serial Number	8533132908	Wind Speed (MPH)	**S 8.7**
Firmware Version	3.7		
Calibration Date	5/13/2015		
Test Name	**DOWNWIND**		
Test Start Time	8:10:24 AM		
Test Start Date	**4/23/2019**		
Test Length [D:H:M]	0:06:41		
Test Interval [M:S]	15:00		
PM1 Average [mg/m3]	0.015		
PM1 Minimum [mg/m3]	0		
PM1 Maximum [mg/m3]	0.04		
PM1 TWA [mg/m3]	0.013		
TOTAL Average [mg/m3]	0.016		
TOTAL Minimum [mg/m3]	0		
TOTAL Maximum [mg/m3]	0.041		
TOTAL TWA [mg/m3]	0.013		
Number of Samples	25		

Elapsed Time [s]	PM1 [mg/m3]	PM2.5 [mg/m3]	PM4 [mg/m3]	PM10 [mg/m3]	TOTAL [mg/m3]
900	0.023	0.023	0.023	0.023	0.023
1800	0.04	0.04	0.041	0.041	0.041
2700	0.026	0.026	0.027	0.027	0.027
3600	0.024	0.024	0.024	0.024	0.024
4500	0.023	0.023	0.024	0.024	0.024
5400	0.019	0.02	0.02	0.02	0.02
6300	0.014	0.015	0.015	0.015	0.015
7200	0.011	0.011	0.011	0.012	0.012
8100	0.011	0.011	0.011	0.012	0.012
9000	0.01	0.01	0.011	0.011	0.011
9900	0.013	0.013	0.014	0.016	0.016
10800	0.012	0.012	0.012	0.012	0.012
11700	0.013	0.013	0.013	0.013	0.013
12600	0.013	0.013	0.013	0.014	0.014
13500	0.013	0.013	0.013	0.013	0.013
14400	0.013	0.013	0.013	0.013	0.013
15300	0.012	0.012	0.012	0.012	0.012
16200	0.012	0.012	0.012	0.012	0.012
17100	0.011	0.011	0.011	0.012	0.012
18000	0.011	0.011	0.012	0.012	0.012
18900	0.012	0.012	0.012	0.012	0.012
19800	0.012	0.012	0.012	0.012	0.012
20700	0.013	0.013	0.013	0.014	0.014
21600	0.013	0.013	0.013	0.014	0.014
24075	0	0	0	0	0

4/24/2019

Instrument Name	DustTrak II	Temperature (F)	**45**
Model Number	8530	Precipitation (In)	**X**
Serial Number	8530142403	Wind Speed (MPH)	**WNW 16.1**
Firmware Version	3.7		
Calibration Date	6/11/2014		
Test Name	**UPWIND**		
Test Start Time	7:53:08 AM		
Test Start Date	**4/24/2019**		
Test Length [D:H:M]	0:08:45		
Test Interval [M:S]	15:00		
Mass Average [mg/m3]	0.004		
Mass Minimum [mg/m3]	0.002		
Mass Maximum [mg/m3]	0.008		
Mass TWA [mg/m3]	0.004		
Photometric User Cal	0.93		
Flow User Cal	0		
Errors			
Number of Samples	35		

Elapsed Time [s]	Mass [mg/m3]
900	0.007
1800	0.008
2700	0.007
3600	0.007
4500	0.007
5400	0.007
6300	0.008
7200	0.006
8100	0.005
9000	0.005
9900	0.004
10800	0.004
11700	0.005
12600	0.005
13500	0.005
14400	0.004
15300	0.004
16200	0.003
17100	0.004
18000	0.005
18900	0.004
19800	0.004
20700	0.003
21600	0.003
22500	0.002
23400	0.002
24300	0.003
25200	0.002
26100	0.002
27000	0.002
27900	0.003
28800	0.002
29700	0.002
30600	0.002
31500	0.004

Instrument Name	DustTrak DRX	Temperature (F)	**45**
Model Number	8533	Precipitation (In)	**X**
Serial Number	8533132908	Wind Speed (MPH)	**WNW 16.1**
Firmware Version	3.7		
Calibration Date	5/13/2015		
Test Name	**DOWNWIND**		
Test Start Time	7:53:53 AM		
Test Start Date	**4/24/2019**		
Test Length [D:H:M]	0:08:45		
Test Interval [M:S]	15:00		
PM1 Average [mg/m3]	0.002		
PM1 Minimum [mg/m3]	0		
PM1 Maximum [mg/m3]	0.006		
PM1 TWA [mg/m3]	0.002		
TOTAL Average [mg/m3]	0.003		
TOTAL Minimum [mg/m3]	0		
TOTAL Maximum [mg/m3]	0.006		
TOTAL TWA [mg/m3]	0.002		
Number of Samples	35		

Elapsed Time [s]	PM1 [mg/m3]	PM2.5 [mg/m3]	PM4 [mg/m3]	PM10 [mg/m3]	TOTAL [mg/m3]
900	0.004	0.004	0.004	0.005	0.005
1800	0.006	0.006	0.006	0.006	0.006
2700	0.004	0.004	0.004	0.004	0.004
3600	0.003	0.003	0.003	0.004	0.004
4500	0.003	0.003	0.003	0.003	0.003
5400	0.003	0.003	0.003	0.003	0.003
6300	0.004	0.004	0.004	0.004	0.004
7200	0.002	0.002	0.002	0.002	0.002
8100	0.001	0.001	0.001	0.002	0.002
9000	0.001	0.001	0.001	0.001	0.001
9900	0.001	0.001	0.001	0.001	0.001
10800	0.001	0.001	0.001	0.001	0.002
11700	0.001	0.001	0.001	0.001	0.002
12600	0.002	0.002	0.002	0.002	0.002
13500	0.001	0.001	0.001	0.002	0.002
14400	0.001	0.001	0.001	0.002	0.002
15300	0	0	0.001	0.001	0.001
16200	0	0	0	0	0
17100	0.001	0.001	0.001	0.001	0.001
18000	0.002	0.002	0.002	0.002	0.002
18900	0.001	0.002	0.002	0.002	0.002
19800	0.001	0.001	0.001	0.001	0.001
20700	0.001	0.001	0.001	0.001	0.001
21600	0.001	0.001	0.001	0.001	0.002
22500	0.001	0.001	0.001	0.001	0.001
23400	0.001	0.001	0.001	0.001	0.002
24300	0.002	0.002	0.002	0.002	0.002
25200	0.003	0.003	0.003	0.004	0.005
26100	0.002	0.002	0.002	0.002	0.002
27000	0.002	0.002	0.002	0.002	0.002
27900	0.003	0.003	0.004	0.004	0.005
28800	0.003	0.003	0.003	0.003	0.003
29700	0.003	0.003	0.003	0.004	0.004
30600	0.004	0.004	0.004	0.004	0.004
31500	0.005	0.005	0.005	0.005	0.005

5/20/2019

Instrument Name	DustTrak II	Temperature (F)	**73**
Model Number	8530	Precipitation (In)	**X**
Serial Number	8530182504	Wind Speed (MPH)	**W 16.1**
Firmware Version	3.7		
Calibration Date	6/21/2018		
Test Name	**UPWIND**		
Test Start Time	7:44:46 AM		
Test Start Date	**5/20/2019**		
Test Length [D:H:M]	0:08:14		
Test Interval [M:S]	1:00		
Mass Average [mg/m3]	0.031		
Mass Minimum [mg/m3]	0.018		
Mass Maximum [mg/m3]	0.084		
Mass TWA [mg/m3]	0.031		
Photometric User Cal	1		
Flow User Cal	0		
Errors			
Number of Samples	494		

Elapsed Time [s]	Mass [mg/m3]
60	0.025
120	0.038
180	0.041
240	0.037
300	0.025
360	0.041
420	0.038
480	0.032
540	0.028
600	0.039
660	0.042
720	0.032
780	0.027
840	0.022
900	0.019
960	0.018
1020	0.018
1080	0.019
1140	0.021
1200	0.021
1260	0.02
1320	0.025
1380	0.022
1440	0.02
1500	0.031
1560	0.026
1620	0.021
1680	0.023
1740	0.021
1800	0.018
1860	0.019
1920	0.019
1980	0.019
2040	0.019
2100	0.019

Elapsed Time [s]	Mass [mg/m3]
2160	0.019
2220	0.019
2280	0.019
2340	0.019
2400	0.02
2460	0.019
2520	0.019
2580	0.019
2640	0.019
2700	0.021
2760	0.021
2820	0.02
2880	0.02
2940	0.02
3000	0.02
3060	0.021
3120	0.021
3180	0.021
3240	0.024
3300	0.027
3360	0.023
3420	0.028
3480	0.026
3540	0.027
3600	0.025
3660	0.022
3720	0.024
3780	0.03
3840	0.029
3900	0.045
3960	0.029
4020	0.029
4080	0.037
4140	0.035
4200	0.023
4260	0.028
4320	0.031
4380	0.023
4440	0.031
4500	0.03
4560	0.037
4620	0.03
4680	0.025
4740	0.023
4800	0.023
4860	0.024
4920	0.038
4980	0.029
5040	0.034
5100	0.025
5160	0.024
5220	0.025
5280	0.026
5340	0.027
5400	0.035
5460	0.037
5520	0.042

Elapsed Time [s]	Mass [mg/m3]
5580	0.027
5640	0.032
5700	0.035
5760	0.04
5820	0.037
5880	0.029
5940	0.026
6000	0.031
6060	0.026
6120	0.029
6180	0.043
6240	0.033
6300	0.036
6360	0.03
6420	0.028
6480	0.037
6540	0.033
6600	0.027
6660	0.027
6720	0.042
6780	0.037
6840	0.03
6900	0.034
6960	0.043
7020	0.041
7080	0.051
7140	0.04
7200	0.045
7260	0.03
7320	0.03
7380	0.031
7440	0.037
7500	0.03
7560	0.032
7620	0.035
7680	0.03
7740	0.03
7800	0.032
7860	0.035
7920	0.031
7980	0.033
8040	0.038
8100	0.036
8160	0.031
8220	0.03
8280	0.035
8340	0.031
8400	0.03
8460	0.035
8520	0.035
8580	0.035
8640	0.033
8700	0.032
8760	0.033
8820	0.033
8880	0.038
8940	0.034

Elapsed Time [s]	Mass [mg/m3]
9000	0.031
9060	0.03
9120	0.031
9180	0.032
9240	0.031
9300	0.035
9360	0.031
9420	0.036
9480	0.04
9540	0.036
9600	0.038
9660	0.033
9720	0.033
9780	0.039
9840	0.034
9900	0.034
9960	0.034
10020	0.032
10080	0.031
10140	0.031
10200	0.031
10260	0.031
10320	0.031
10380	0.032
10440	0.034
10500	0.034
10560	0.034
10620	0.032
10680	0.031
10740	0.031
10800	0.03
10860	0.031
10920	0.031
10980	0.035
11040	0.03
11100	0.03
11160	0.031
11220	0.031
11280	0.031
11340	0.031
11400	0.032
11460	0.035
11520	0.035
11580	0.03
11640	0.03
11700	0.031
11760	0.034
11820	0.036
11880	0.033
11940	0.031
12000	0.03
12060	0.033
12120	0.034
12180	0.035
12240	0.034
12300	0.038
12360	0.035

Elapsed Time [s]	Mass [mg/m3]
12420	0.039
12480	0.034
12540	0.039
12600	0.033
12660	0.032
12720	0.032
12780	0.032
12840	0.033
12900	0.031
12960	0.032
13020	0.032
13080	0.032
13140	0.035
13200	0.032
13260	0.032
13320	0.033
13380	0.036
13440	0.032
13500	0.032
13560	0.033
13620	0.034
13680	0.033
13740	0.038
13800	0.043
13860	0.033
13920	0.032
13980	0.032
14040	0.032
14100	0.032
14160	0.032
14220	0.033
14280	0.033
14340	0.036
14400	0.035
14460	0.032
14520	0.033
14580	0.047
14640	0.034
14700	0.042
14760	0.037
14820	0.039
14880	0.032
14940	0.034
15000	0.039
15060	0.035
15120	0.038
15180	0.036
15240	0.044
15300	0.035
15360	0.032
15420	0.032
15480	0.031
15540	0.033
15600	0.034
15660	0.034
15720	0.036
15780	0.04

Elapsed Time [s]	Mass [mg/m3]
15840	0.041
15900	0.04
15960	0.033
16020	0.033
16080	0.034
16140	0.034
16200	0.035
16260	0.035
16320	0.039
16380	0.031
16440	0.034
16500	0.03
16560	0.033
16620	0.032
16680	0.031
16740	0.039
16800	0.033
16860	0.031
16920	0.03
16980	0.03
17040	0.029
17100	0.031
17160	0.029
17220	0.03
17280	0.029
17340	0.031
17400	0.028
17460	0.028
17520	0.028
17580	0.03
17640	0.029
17700	0.03
17760	0.03
17820	0.036
17880	0.031
17940	0.036
18000	0.03
18060	0.034
18120	0.042
18180	0.031
18240	0.039
18300	0.032
18360	0.032
18420	0.033
18480	0.035
18540	0.035
18600	0.035
18660	0.03
18720	0.043
18780	0.033
18840	0.032
18900	0.035
18960	0.041
19020	0.037
19080	0.034
19140	0.03
19200	0.03

Elapsed Time [s]	Mass [mg/m3]
19260	0.036
19320	0.038
19380	0.034
19440	0.033
19500	0.031
19560	0.03
19620	0.034
19680	0.035
19740	0.032
19800	0.037
19860	0.036
19920	0.031
19980	0.034
20040	0.033
20100	0.031
20160	0.031
20220	0.031
20280	0.033
20340	0.039
20400	0.035
20460	0.037
20520	0.036
20580	0.032
20640	0.039
20700	0.037
20760	0.032
20820	0.031
20880	0.033
20940	0.037
21000	0.032
21060	0.034
21120	0.036
21180	0.032
21240	0.038
21300	0.034
21360	0.031
21420	0.031
21480	0.035
21540	0.036
21600	0.033
21660	0.031
21720	0.033
21780	0.032
21840	0.031
21900	0.032
21960	0.031
22020	0.03
22080	0.032
22140	0.03
22200	0.032
22260	0.036
22320	0.031
22380	0.031
22440	0.034
22500	0.03
22560	0.034
22620	0.03

Elapsed Time [s]	Mass [mg/m3]
22680	0.03
22740	0.034
22800	0.032
22860	0.035
22920	0.038
22980	0.035
23040	0.031
23100	0.031
23160	0.033
23220	0.031
23280	0.033
23340	0.035
23400	0.034
23460	0.032
23520	0.031
23580	0.03
23640	0.033
23700	0.045
23760	0.031
23820	0.03
23880	0.029
23940	0.03
24000	0.029
24060	0.033
24120	0.038
24180	0.033
24240	0.035
24300	0.041
24360	0.029
24420	0.031
24480	0.032
24540	0.029
24600	0.029
24660	0.029
24720	0.03
24780	0.029
24840	0.03
24900	0.03
24960	0.034
25020	0.032
25080	0.033
25140	0.036
25200	0.032
25260	0.034
25320	0.037
25380	0.03
25440	0.032
25500	0.031
25560	0.029
25620	0.029
25680	0.028
25740	0.028
25800	0.029
25860	0.029
25920	0.028
25980	0.029
26040	0.029

Elapsed Time [s]	Mass [mg/m3]
26100	0.028
26160	0.028
26220	0.029
26280	0.028
26340	0.033
26400	0.03
26460	0.031
26520	0.032
26580	0.035
26640	0.029
26700	0.03
26760	0.03
26820	0.03
26880	0.031
26940	0.031
27000	0.084
27060	0.029
27120	0.032
27180	0.033
27240	0.028
27300	0.028
27360	0.028
27420	0.027
27480	0.028
27540	0.027
27600	0.027
27660	0.027
27720	0.027
27780	0.027
27840	0.027
27900	0.028
27960	0.026
28020	0.026
28080	0.026
28140	0.025
28200	0.026
28260	0.025
28320	0.025
28380	0.025
28440	0.025
28500	0.025
28560	0.025
28620	0.025
28680	0.026
28740	0.026
28800	0.025
28860	0.025
28920	0.029
28980	0.03
29040	0.025
29100	0.025
29160	0.025
29220	0.026
29280	0.026
29340	0.025
29400	0.029
29460	0.026

Elapsed Time [s]	Mass [mg/m3]
29520	0.025
29580	0.025
29640	0.026

Instrument Name	DustTrak II	Temperature (F)	**73**
Model Number	8530	Precipitation (In)	**X**
Serial Number	8530153805	Wind Speed (MPH)	**W 16.1**
Firmware Version	3.7		
Calibration Date	5/31/2018		
Test Name	**DOWNWIND**		
Test Start Time	7:41:05 AM		
Test Start Date	**5/20/2019**		
Test Length [D:H:M]	0:08:18		
Test Interval [M:S]	1:00		
Mass Average [mg/m3]	0.019		
Mass Minimum [mg/m3]	0.006		
Mass Maximum [mg/m3]	0.05		
Mass TWA [mg/m3]	0.02		
Photometric User Cal	1		
Flow User Cal	0		
Errors			
Number of Samples	498		

Elapsed Time [s]	Mass [mg/m3]
60	0.024
120	0.025
180	0.024
240	0.025
300	0.033
360	0.042
420	0.03
480	0.027
540	0.028
600	0.047
660	0.044
720	0.029
780	0.036
840	0.039
900	0.029
960	0.023
1020	0.019
1080	0.019
1140	0.018
1200	0.019
1260	0.018
1320	0.021
1380	0.021
1440	0.028
1500	0.028
1560	0.027
1620	0.021
1680	0.026
1740	0.022
1800	0.018
1860	0.018
1920	0.017
1980	0.018
2040	0.017
2100	0.019

Elapsed Time [s]	Mass [mg/m3]
2160	0.022
2220	0.017
2280	0.017
2340	0.017
2400	0.018
2460	0.016
2520	0.016
2580	0.017
2640	0.016
2700	0.016
2760	0.016
2820	0.016
2880	0.019
2940	0.017
3000	0.016
3060	0.017
3120	0.024
3180	0.017
3240	0.016
3300	0.017
3360	0.017
3420	0.022
3480	0.02
3540	0.021
3600	0.019
3660	0.024
3720	0.02
3780	0.018
3840	0.017
3900	0.026
3960	0.033
4020	0.031
4080	0.035
4140	0.031
4200	0.035
4260	0.032
4320	0.024
4380	0.024
4440	0.024
4500	0.026
4560	0.017
4620	0.024
4680	0.025
4740	0.025
4800	0.02
4860	0.023
4920	0.032
4980	0.03
5040	0.029
5100	0.027
5160	0.021
5220	0.026
5280	0.022
5340	0.019
5400	0.026
5460	0.024
5520	0.024

Elapsed Time [s]	Mass [mg/m3]
5580	0.028
5640	0.031
5700	0.022
5760	0.02
5820	0.025
5880	0.027
5940	0.034
6000	0.023
6060	0.023
6120	0.026
6180	0.02
6240	0.022
6300	0.034
6360	0.026
6420	0.024
6480	0.039
6540	0.03
6600	0.036
6660	0.048
6720	0.025
6780	0.029
6840	0.039
6900	0.032
6960	0.02
7020	0.029
7080	0.045
7140	0.035
7200	0.033
7260	0.032
7320	0.033
7380	0.03
7440	0.045
7500	0.026
7560	0.025
7620	0.037
7680	0.032
7740	0.044
7800	0.041
7860	0.034
7920	0.023
7980	0.024
8040	0.023
8100	0.022
8160	0.023
8220	0.024
8280	0.02
8340	0.024
8400	0.023
8460	0.021
8520	0.022
8580	0.032
8640	0.05
8700	0.043
8760	0.038
8820	0.043
8880	0.037
8940	0.032

Elapsed Time [s]	Mass [mg/m3]
9000	0.027
9060	0.024
9120	0.02
9180	0.018
9240	0.019
9300	0.019
9360	0.023
9420	0.02
9480	0.02
9540	0.022
9600	0.026
9660	0.024
9720	0.022
9780	0.022
9840	0.019
9900	0.023
9960	0.022
10020	0.02
10080	0.023
10140	0.021
10200	0.019
10260	0.019
10320	0.02
10380	0.02
10440	0.02
10500	0.021
10560	0.022
10620	0.023
10680	0.022
10740	0.023
10800	0.02
10860	0.024
10920	0.022
10980	0.018
11040	0.022
11100	0.019
11160	0.023
11220	0.021
11280	0.023
11340	0.023
11400	0.024
11460	0.021
11520	0.018
11580	0.024
11640	0.029
11700	0.028
11760	0.022
11820	0.021
11880	0.028
11940	0.019
12000	0.022
12060	0.023
12120	0.017
12180	0.024
12240	0.023
12300	0.02
12360	0.019

Elapsed Time [s]	Mass [mg/m3]
12420	0.025
12480	0.024
12540	0.033
12600	0.028
12660	0.024
12720	0.021
12780	0.023
12840	0.023
12900	0.026
12960	0.024
13020	0.021
13080	0.018
13140	0.018
13200	0.024
13260	0.021
13320	0.027
13380	0.021
13440	0.029
13500	0.02
13560	0.02
13620	0.025
13680	0.025
13740	0.021
13800	0.022
13860	0.029
13920	0.031
13980	0.021
14040	0.019
14100	0.025
14160	0.022
14220	0.02
14280	0.024
14340	0.022
14400	0.021
14460	0.019
14520	0.023
14580	0.024
14640	0.023
14700	0.023
14760	0.025
14820	0.018
14880	0.022
14940	0.021
15000	0.018
15060	0.018
15120	0.021
15180	0.019
15240	0.02
15300	0.02
15360	0.024
15420	0.021
15480	0.02
15540	0.017
15600	0.018
15660	0.017
15720	0.017
15780	0.019

Elapsed Time [s]	Mass [mg/m3]
15840	0.018
15900	0.021
15960	0.021
16020	0.024
16080	0.019
16140	0.016
16200	0.019
16260	0.018
16320	0.018
16380	0.018
16440	0.022
16500	0.017
16560	0.016
16620	0.014
16680	0.015
16740	0.016
16800	0.015
16860	0.019
16920	0.019
16980	0.016
17040	0.014
17100	0.014
17160	0.014
17220	0.014
17280	0.015
17340	0.013
17400	0.013
17460	0.016
17520	0.012
17580	0.012
17640	0.012
17700	0.013
17760	0.013
17820	0.014
17880	0.014
17940	0.018
18000	0.016
18060	0.019
18120	0.015
18180	0.018
18240	0.014
18300	0.015
18360	0.015
18420	0.016
18480	0.014
18540	0.017
18600	0.017
18660	0.019
18720	0.018
18780	0.013
18840	0.02
18900	0.018
18960	0.016
19020	0.017
19080	0.019
19140	0.023
19200	0.018

Elapsed Time [s]	Mass [mg/m3]
19260	0.014
19320	0.014
19380	0.014
19440	0.022
19500	0.017
19560	0.016
19620	0.014
19680	0.014
19740	0.016
19800	0.017
19860	0.017
19920	0.021
19980	0.022
20040	0.014
20100	0.014
20160	0.017
20220	0.015
20280	0.014
20340	0.014
20400	0.014
20460	0.017
20520	0.017
20580	0.018
20640	0.017
20700	0.017
20760	0.019
20820	0.019
20880	0.017
20940	0.014
21000	0.014
21060	0.018
21120	0.014
21180	0.015
21240	0.018
21300	0.014
21360	0.018
21420	0.017
21480	0.014
21540	0.014
21600	0.014
21660	0.018
21720	0.014
21780	0.014
21840	0.014
21900	0.015
21960	0.013
22020	0.014
22080	0.013
22140	0.013
22200	0.013
22260	0.012
22320	0.013
22380	0.014
22440	0.017
22500	0.012
22560	0.015
22620	0.014

Elapsed Time [s]	Mass [mg/m3]
22680	0.012
22740	0.015
22800	0.012
22860	0.013
22920	0.015
22980	0.014
23040	0.02
23100	0.014
23160	0.013
23220	0.013
23280	0.013
23340	0.013
23400	0.014
23460	0.017
23520	0.013
23580	0.015
23640	0.013
23700	0.012
23760	0.013
23820	0.022
23880	0.017
23940	0.012
24000	0.013
24060	0.014
24120	0.012
24180	0.012
24240	0.017
24300	0.014
24360	0.013
24420	0.018
24480	0.014
24540	0.012
24600	0.013
24660	0.011
24720	0.011
24780	0.011
24840	0.012
24900	0.012
24960	0.011
25020	0.011
25080	0.012
25140	0.016
25200	0.012
25260	0.016
25320	0.013
25380	0.016
25440	0.013
25500	0.011
25560	0.012
25620	0.014
25680	0.013
25740	0.012
25800	0.012
25860	0.01
25920	0.011
25980	0.011
26040	0.011

Elapsed Time [s]	Mass [mg/m3]
26100	0.01
26160	0.011
26220	0.012
26280	0.01
26340	0.01
26400	0.011
26460	0.012
26520	0.011
26580	0.012
26640	0.013
26700	0.014
26760	0.014
26820	0.012
26880	0.012
26940	0.012
27000	0.013
27060	0.013
27120	0.013
27180	0.013
27240	0.016
27300	0.037
27360	0.019
27420	0.014
27480	0.013
27540	0.014
27600	0.015
27660	0.015
27720	0.009
27780	0.011
27840	0.009
27900	0.01
27960	0.013
28020	0.012
28080	0.009
28140	0.008
28200	0.009
28260	0.008
28320	0.007
28380	0.007
28440	0.008
28500	0.007
28560	0.007
28620	0.009
28680	0.008
28740	0.007
28800	0.007
28860	0.007
28920	0.007
28980	0.008
29040	0.008
29100	0.011
29160	0.007
29220	0.006
29280	0.007
29340	0.007
29400	0.007
29460	0.007

Elapsed Time [s]	Mass [mg/m3]
29520	0.008
29580	0.009
29640	0.007
29700	0.009
29760	0.007
29820	0.008
29880	0.01

5/21/2019

Instrument Name	DustTrak II	Temperature (F)	**63**
Model Number	8530	Precipitation (In)	**X**
Serial Number	8530182504	Wind Speed (MPH)	**WNW 19.2**
Firmware Version	3.7		
Calibration Date	6/21/2018		
Test Name	**UPWIND**		
Test Start Time	8:00:44 AM		
Test Start Date	**5/21/2019**		
Test Length [D:H:M]	0:07:06		
Test Interval [M:S]	1:00		
Mass Average [mg/m3]	0.01		
Mass Minimum [mg/m3]	0.004		
Mass Maximum [mg/m3]	0.044		
Mass TWA [mg/m3]	0.008		
Photometric User Cal	1		
Flow User Cal	0		
Errors			
Number of Samples	426		

Elapsed Time [s]	Mass [mg/m3]
60	0.005
120	0.004
180	0.005
240	0.01
300	0.004
360	0.004
420	0.004
480	0.004
540	0.005
600	0.011
660	0.006
720	0.005
780	0.007
840	0.005
900	0.005
960	0.005
1020	0.005
1080	0.005
1140	0.005
1200	0.015
1260	0.005
1320	0.005
1380	0.005
1440	0.005
1500	0.005
1560	0.012
1620	0.006
1680	0.007
1740	0.005
1800	0.007
1860	0.015
1920	0.011
1980	0.006
2040	0.005
2100	0.005
2160	0.006
2220	0.005

Elapsed Time [s]	Mass [mg/m3]
2280	0.006
2340	0.006
2400	0.005
2460	0.005
2520	0.005
2580	0.005
2640	0.006
2700	0.005
2760	0.009
2820	0.006
2880	0.009
2940	0.006
3000	0.005
3060	0.011
3120	0.042
3180	0.006
3240	0.005
3300	0.005
3360	0.005
3420	0.005
3480	0.005
3540	0.005
3600	0.005
3660	0.006
3720	0.007
3780	0.007
3840	0.005
3900	0.005
3960	0.006
4020	0.006
4080	0.009
4140	0.005
4200	0.005
4260	0.006
4320	0.005
4380	0.005
4440	0.005
4500	0.006
4560	0.005
4620	0.013
4680	0.006
4740	0.005
4800	0.007
4860	0.006
4920	0.006
4980	0.006
5040	0.006
5100	0.007
5160	0.006
5220	0.006
5280	0.006
5340	0.006
5400	0.007
5460	0.007
5520	0.006
5580	0.006
5640	0.006

Elapsed Time [s]	Mass [mg/m3]
5700	0.008
5760	0.006
5820	0.006
5880	0.007
5940	0.007
6000	0.006
6060	0.007
6120	0.006
6180	0.007
6240	0.006
6300	0.013
6360	0.009
6420	0.007
6480	0.006
6540	0.007
6600	0.009
6660	0.007
6720	0.007
6780	0.008
6840	0.007
6900	0.007
6960	0.007
7020	0.007
7080	0.008
7140	0.007
7200	0.007
7260	0.008
7320	0.007
7380	0.007
7440	0.007
7500	0.007
7560	0.007
7620	0.007
7680	0.007
7740	0.008
7800	0.007
7860	0.007
7920	0.008
7980	0.008
8040	0.007
8100	0.007
8160	0.007
8220	0.007
8280	0.01
8340	0.009
8400	0.008
8460	0.008
8520	0.007
8580	0.007
8640	0.007
8700	0.007
8760	0.007
8820	0.007
8880	0.008
8940	0.007
9000	0.007
9060	0.009

Elapsed Time [s]	Mass [mg/m3]
9120	0.008
9180	0.007
9240	0.007
9300	0.008
9360	0.009
9420	0.022
9480	0.008
9540	0.008
9600	0.008
9660	0.008
9720	0.008
9780	0.009
9840	0.008
9900	0.009
9960	0.01
10020	0.008
10080	0.008
10140	0.007
10200	0.008
10260	0.01
10320	0.01
10380	0.008
10440	0.008
10500	0.008
10560	0.009
10620	0.009
10680	0.008
10740	0.008
10800	0.008
10860	0.008
10920	0.008
10980	0.01
11040	0.011
11100	0.01
11160	0.011
11220	0.01
11280	0.01
11340	0.01
11400	0.009
11460	0.009
11520	0.011
11580	0.009
11640	0.009
11700	0.014
11760	0.009
11820	0.008
11880	0.008
11940	0.009
12000	0.009
12060	0.009
12120	0.009
12180	0.009
12240	0.009
12300	0.009
12360	0.009
12420	0.009
12480	0.01

Elapsed Time [s]	Mass [mg/m3]
12540	0.009
12600	0.009
12660	0.01
12720	0.009
12780	0.01
12840	0.009
12900	0.009
12960	0.009
13020	0.01
13080	0.01
13140	0.009
13200	0.009
13260	0.011
13320	0.015
13380	0.01
13440	0.01
13500	0.009
13560	0.009
13620	0.009
13680	0.009
13740	0.01
13800	0.009
13860	0.009
13920	0.01
13980	0.01
14040	0.009
14100	0.009
14160	0.009
14220	0.009
14280	0.01
14340	0.009
14400	0.009
14460	0.018
14520	0.012
14580	0.01
14640	0.01
14700	0.01
14760	0.01
14820	0.009
14880	0.01
14940	0.01
15000	0.009
15060	0.01
15120	0.009
15180	0.01
15240	0.023
15300	0.044
15360	0.011
15420	0.011
15480	0.01
15540	0.01
15600	0.01
15660	0.01
15720	0.01
15780	0.01
15840	0.012
15900	0.011

Elapsed Time [s]	Mass [mg/m3]
15960	0.011
16020	0.011
16080	0.01
16140	0.011
16200	0.01
16260	0.01
16320	0.01
16380	0.01
16440	0.01
16500	0.01
16560	0.01
16620	0.011
16680	0.01
16740	0.01
16800	0.01
16860	0.01
16920	0.01
16980	0.01
17040	0.01
17100	0.01
17160	0.011
17220	0.01
17280	0.01
17340	0.01
17400	0.01
17460	0.01
17520	0.01
17580	0.011
17640	0.01
17700	0.01
17760	0.011
17820	0.01
17880	0.01
17940	0.01
18000	0.011
18060	0.011
18120	0.011
18180	0.011
18240	0.011
18300	0.015
18360	0.011
18420	0.011
18480	0.011
18540	0.01
18600	0.012
18660	0.011
18720	0.011
18780	0.019
18840	0.011
18900	0.011
18960	0.011
19020	0.011
19080	0.012
19140	0.012
19200	0.011
19260	0.011
19320	0.012

Elapsed Time [s]	Mass [mg/m3]
19380	0.011
19440	0.011
19500	0.011
19560	0.011
19620	0.012
19680	0.011
19740	0.011
19800	0.012
19860	0.011
19920	0.011
19980	0.011
20040	0.012
20100	0.011
20160	0.011
20220	0.012
20280	0.011
20340	0.011
20400	0.011
20460	0.011
20520	0.011
20580	0.011
20640	0.011
20700	0.011
20760	0.011
20820	0.011
20880	0.011
20940	0.011
21000	0.011
21060	0.011
21120	0.011
21180	0.011
21240	0.011
21300	0.011
21360	0.011
21420	0.012
21480	0.013
21540	0.012
21600	0.015
21660	0.013
21720	0.014
21780	0.014
21840	0.015
21900	0.014
21960	0.014
22020	0.013
22080	0.012
22140	0.013
22200	0.012
22260	0.013
22320	0.012
22380	0.014
22440	0.014
22500	0.013
22560	0.015
22620	0.012
22680	0.012
22740	0.011

Elapsed Time [s]	Mass [mg/m3]
22800	0.011
22860	0.011
22920	0.011
22980	0.012
23040	0.012
23100	0.013
23160	0.013
23220	0.013
23280	0.018
23340	0.014
23400	0.013
23460	0.014
23520	0.014
23580	0.013
23640	0.012
23700	0.016
23760	0.014
23820	0.014
23880	0.016
23940	0.015
24000	0.013
24060	0.013
24120	0.012
24180	0.012
24240	0.012
24300	0.013
24360	0.012
24420	0.012
24480	0.012
24540	0.012
24600	0.013
24660	0.013
24720	0.014
24780	0.012
24840	0.013
24900	0.012
24960	0.012
25020	0.014
25080	0.013
25140	0.013
25200	0.012
25260	0.012
25320	0.012
25380	0.013
25440	0.014
25500	0.013
25560	0.013

Instrument Name	DustTrak II	Temperature (F)	**63**
Model Number	8530	Precipitation (In)	**X**
Serial Number	8530153805	Wind Speed (MPH)	**WNW 19.2**
Firmware Version	3.7		
Calibration Date	5/31/2018		
Test Name	**DOWNWIND**		
Test Start Time	7:55:33 AM		
Test Start Date	**5/21/2019**		
Test Length [D:H:M]	0:07:14		
Test Interval [M:S]	1:00		
Mass Average [mg/m3]	0.002		
Mass Minimum [mg/m3]	0		
Mass Maximum [mg/m3]	0.02		
Mass TWA [mg/m3]	0.002		
Photometric User Cal	1		
Flow User Cal	0		
Errors			
Number of Samples	434		

Elapsed Time [s]	Mass [mg/m3]
60	0.005
120	0.004
180	0.004
240	0.004
300	0.004
360	0.004
420	0.004
480	0.007
540	0.009
600	0.004
660	0.004
720	0.004
780	0.004
840	0.004
900	0.004
960	0.004
1020	0.004
1080	0.004
1140	0.004
1200	0.004
1260	0.004
1320	0.004
1380	0.004
1440	0.004
1500	0.004
1560	0.004
1620	0.004
1680	0.003
1740	0.004
1800	0.004
1860	0.004
1920	0.008
1980	0.004
2040	0.003
2100	0.003
2160	0.003
2220	0.004

Elapsed Time [s]	Mass [mg/m3]
2280	0.003
2340	0.004
2400	0.003
2460	0.003
2520	0.004
2580	0.005
2640	0.004
2700	0.003
2760	0.009
2820	0.011
2880	0.007
2940	0.02
3000	0.013
3060	0.013
3120	0.014
3180	0.004
3240	0.01
3300	0.004
3360	0.006
3420	0.011
3480	0.007
3540	0.013
3600	0.009
3660	0.002
3720	0.002
3780	0.002
3840	0.003
3900	0.003
3960	0.002
4020	0.002
4080	0.003
4140	0.003
4200	0.003
4260	0.002
4320	0.006
4380	0.003
4440	0.002
4500	0.002
4560	0.002
4620	0.003
4680	0.003
4740	0.008
4800	0.002
4860	0.003
4920	0.002
4980	0.002
5040	0.002
5100	0.002
5160	0.002
5220	0.002
5280	0.002
5340	0.002
5400	0.002
5460	0.003
5520	0.002
5580	0.002
5640	0.002

Elapsed Time [s]	Mass [mg/m3]
5700	0.002
5760	0.002
5820	0.002
5880	0.002
5940	0.002
6000	0.002
6060	0.002
6120	0.002
6180	0.002
6240	0.002
6300	0.002
6360	0.003
6420	0.002
6480	0.002
6540	0.003
6600	0.002
6660	0.002
6720	0.002
6780	0.005
6840	0.002
6900	0.003
6960	0.002
7020	0.002
7080	0.002
7140	0.002
7200	0.002
7260	0.001
7320	0.001
7380	0.002
7440	0.002
7500	0.002
7560	0.001
7620	0.002
7680	0.001
7740	0.001
7800	0.001
7860	0.001
7920	0.002
7980	0.001
8040	0.002
8100	0.002
8160	0.002
8220	0.002
8280	0.001
8340	0.002
8400	0.001
8460	0.002
8520	0.005
8580	0.005
8640	0.002
8700	0.001
8760	0.002
8820	0.002
8880	0.002
8940	0.002
9000	0.003
9060	0.001

Elapsed Time [s]	Mass [mg/m3]
9120	0.001
9180	0.001
9240	0.001
9300	0.001
9360	0.001
9420	0.001
9480	0.001
9540	0.002
9600	0.001
9660	0.001
9720	0.001
9780	0.004
9840	0.001
9900	0.001
9960	0.002
10020	0.001
10080	0.002
10140	0.001
10200	0.001
10260	0.001
10320	0
10380	0.001
10440	0.001
10500	0.003
10560	0
10620	0.001
10680	0.001
10740	0.002
10800	0.001
10860	0.001
10920	0.001
10980	0.002
11040	0.002
11100	0
11160	0.001
11220	0.002
11280	0.001
11340	0.001
11400	0.002
11460	0.002
11520	0.002
11580	0.001
11640	0
11700	0.001
11760	0.001
11820	0
11880	0
11940	0
12000	0
12060	0
12120	0
12180	0
12240	0
12300	0
12360	0.001
12420	0
12480	0

Elapsed Time [s]	Mass [mg/m3]
12540	0.001
12600	0
12660	0
12720	0
12780	0.001
12840	0
12900	0
12960	0
13020	0
13080	0
13140	0
13200	0
13260	0
13320	0
13380	0
13440	0
13500	0.002
13560	0
13620	0
13680	0
13740	0
13800	0
13860	0
13920	0.004
13980	0.001
14040	0
14100	0
14160	0.001
14220	0
14280	0.001
14340	0
14400	0
14460	0
14520	0
14580	0
14640	0
14700	0
14760	0
14820	0
14880	0
14940	0
15000	0
15060	0
15120	0.001
15180	0
15240	0
15300	0
15360	0
15420	0.001
15480	0.001
15540	0.003
15600	0
15660	0
15720	0.002
15780	0
15840	0
15900	0

Elapsed Time [s]	Mass [mg/m3]
15960	0
16020	0
16080	0.004
16140	0
16200	0.003
16260	0
16320	0
16380	0
16440	0
16500	0
16560	0
16620	0
16680	0
16740	0
16800	0.003
16860	0
16920	0
16980	0.001
17040	0
17100	0
17160	0
17220	0
17280	0
17340	0
17400	0
17460	0
17520	0
17580	0
17640	0
17700	0
17760	0
17820	0.001
17880	0
17940	0
18000	0
18060	0
18120	0
18180	0
18240	0.001
18300	0
18360	0
18420	0.001
18480	0
18540	0
18600	0
18660	0
18720	0.002
18780	0.001
18840	0.001
18900	0
18960	0
19020	0
19080	0
19140	0
19200	0
19260	0.001
19320	0

Elapsed Time [s]	Mass [mg/m3]
19380	0
19440	0
19500	0
19560	0
19620	0
19680	0
19740	0.001
19800	0
19860	0
19920	0
19980	0
20040	0
20100	0
20160	0.001
20220	0.001
20280	0.001
20340	0.001
20400	0
20460	0
20520	0.003
20580	0
20640	0
20700	0
20760	0
20820	0
20880	0
20940	0
21000	0
21060	0
21120	0
21180	0
21240	0.002
21300	0
21360	0
21420	0
21480	0.002
21540	0
21600	0
21660	0
21720	0.001
21780	0.001
21840	0.002
21900	0.001
21960	0.001
22020	0.002
22080	0.002
22140	0.001
22200	0.001
22260	0.001
22320	0
22380	0.002
22440	0.001
22500	0
22560	0.003
22620	0.002
22680	0.011
22740	0

Elapsed Time [s]	Mass [mg/m3]
22800	0
22860	0
22920	0.001
22980	0
23040	0
23100	0
23160	0.001
23220	0
23280	0
23340	0.001
23400	0
23460	0.001
23520	0.001
23580	0.001
23640	0.001
23700	0.004
23760	0.001
23820	0.001
23880	0.002
23940	0.002
24000	0.002
24060	0.001
24120	0.004
24180	0.001
24240	0.001
24300	0
24360	0
24420	0
24480	0
24540	0.001
24600	0
24660	0.001
24720	0
24780	0
24840	0
24900	0.001
24960	0
25020	0.001
25080	0.001
25140	0
25200	0.002
25260	0.001
25320	0.001
25380	0.001
25440	0
25500	0.001
25560	0
25620	0.001
25680	0.001
25740	0.001
25800	0.001
25860	0
25920	0
25980	0
26040	0.002

5/22/2019

Instrument Name	DustTrak II	Temperature (F)	**70**
Model Number	8530	Precipitation (In)	**X**
Serial Number	8530182504	Wind Speed (MPH)	**N 3.7**
Firmware Version	3.7		
Calibration Date	6/21/2018		
Test Name	**UPWIND**		
Test Start Time	7:28:54 AM		
Test Start Date	**5/22/2019**		
Test Length [D:H:M]	0:06:49		
Test Interval [M:S]	1:00		
Mass Average [mg/m3]	0.021		
Mass Minimum [mg/m3]	0.014		
Mass Maximum [mg/m3]	0.076		
Mass TWA [mg/m3]	0.018		
Photometric User Cal	1		
Flow User Cal	0		
Errors			
Number of Samples	409		

Elapsed Time [s]	Mass [mg/m3]
60	0.045
120	0.046
180	0.043
240	0.031
300	0.029
360	0.031
420	0.042
480	0.035
540	0.038
600	0.036
660	0.035
720	0.034
780	0.033
840	0.032
900	0.076
960	0.071
1020	0.035
1080	0.046
1140	0.051
1200	0.041
1260	0.05
1320	0.047
1380	0.036
1440	0.045
1500	0.043
1560	0.055
1620	0.048
1680	0.034
1740	0.026
1800	0.027
1860	0.027
1920	0.026
1980	0.023
2040	0.031
2100	0.03
2160	0.028
2220	0.025

Elapsed Time [s]	Mass [mg/m3]
2280	0.026
2340	0.026
2400	0.027
2460	0.028
2520	0.028
2580	0.026
2640	0.026
2700	0.025
2760	0.03
2820	0.039
2880	0.036
2940	0.029
3000	0.028
3060	0.042
3120	0.053
3180	0.054
3240	0.037
3300	0.034
3360	0.031
3420	0.031
3480	0.032
3540	0.031
3600	0.034
3660	0.034
3720	0.035
3780	0.039
3840	0.048
3900	0.031
3960	0.033
4020	0.039
4080	0.052
4140	0.069
4200	0.076
4260	0.074
4320	0.049
4380	0.045
4440	0.049
4500	0.051
4560	0.036
4620	0.035
4680	0.037
4740	0.041
4800	0.026
4860	0.022
4920	0.027
4980	0.018
5040	0.038
5100	0.041
5160	0.033
5220	0.024
5280	0.018
5340	0.017
5400	0.014
5460	0.018
5520	0.021
5580	0.022
5640	0.032

Elapsed Time [s]	Mass [mg/m3]
5700	0.017
5760	0.017
5820	0.015
5880	0.015
5940	0.015
6000	0.016
6060	0.016
6120	0.016
6180	0.017
6240	0.02
6300	0.021
6360	0.018
6420	0.016
6480	0.017
6540	0.016
6600	0.017
6660	0.017
6720	0.016
6780	0.016
6840	0.018
6900	0.017
6960	0.017
7020	0.017
7080	0.02
7140	0.019
7200	0.016
7260	0.015
7320	0.015
7380	0.015
7440	0.016
7500	0.015
7560	0.014
7620	0.014
7680	0.014
7740	0.014
7800	0.014
7860	0.015
7920	0.014
7980	0.015
8040	0.015
8100	0.014
8160	0.014
8220	0.015
8280	0.015
8340	0.015
8400	0.018
8460	0.014
8520	0.014
8580	0.014
8640	0.014
8700	0.014
8760	0.014
8820	0.014
8880	0.014
8940	0.014
9000	0.014
9060	0.014

Elapsed Time [s]	Mass [mg/m3]
9120	0.016
9180	0.016
9240	0.016
9300	0.015
9360	0.015
9420	0.015
9480	0.015
9540	0.015
9600	0.015
9660	0.015
9720	0.015
9780	0.016
9840	0.016
9900	0.015
9960	0.015
10020	0.015
10080	0.015
10140	0.015
10200	0.015
10260	0.016
10320	0.015
10380	0.015
10440	0.015
10500	0.015
10560	0.015
10620	0.015
10680	0.015
10740	0.015
10800	0.014
10860	0.015
10920	0.015
10980	0.015
11040	0.015
11100	0.015
11160	0.015
11220	0.015
11280	0.016
11340	0.015
11400	0.015
11460	0.016
11520	0.017
11580	0.018
11640	0.015
11700	0.015
11760	0.015
11820	0.015
11880	0.015
11940	0.015
12000	0.015
12060	0.015
12120	0.015
12180	0.015
12240	0.015
12300	0.015
12360	0.015
12420	0.015
12480	0.015

Elapsed Time [s]	Mass [mg/m3]
12540	0.015
12600	0.015
12660	0.015
12720	0.016
12780	0.016
12840	0.015
12900	0.016
12960	0.016
13020	0.016
13080	0.019
13140	0.015
13200	0.016
13260	0.016
13320	0.016
13380	0.015
13440	0.016
13500	0.016
13560	0.016
13620	0.016
13680	0.016
13740	0.016
13800	0.016
13860	0.016
13920	0.015
13980	0.016
14040	0.016
14100	0.016
14160	0.016
14220	0.016
14280	0.016
14340	0.016
14400	0.016
14460	0.016
14520	0.016
14580	0.017
14640	0.017
14700	0.016
14760	0.016
14820	0.016
14880	0.016
14940	0.016
15000	0.016
15060	0.016
15120	0.016
15180	0.016
15240	0.016
15300	0.016
15360	0.016
15420	0.016
15480	0.016
15540	0.016
15600	0.016
15660	0.016
15720	0.017
15780	0.016
15840	0.017
15900	0.016

Elapsed Time [s]	Mass [mg/m3]
15960	0.017
16020	0.017
16080	0.016
16140	0.016
16200	0.016
16260	0.017
16320	0.017
16380	0.016
16440	0.016
16500	0.016
16560	0.016
16620	0.016
16680	0.024
16740	0.016
16800	0.016
16860	0.017
16920	0.016
16980	0.016
17040	0.016
17100	0.016
17160	0.017
17220	0.016
17280	0.018
17340	0.017
17400	0.017
17460	0.017
17520	0.017
17580	0.017
17640	0.017
17700	0.017
17760	0.017
17820	0.017
17880	0.017
17940	0.017
18000	0.017
18060	0.017
18120	0.016
18180	0.017
18240	0.016
18300	0.017
18360	0.018
18420	0.017
18480	0.017
18540	0.017
18600	0.017
18660	0.017
18720	0.017
18780	0.017
18840	0.017
18900	0.017
18960	0.017
19020	0.016
19080	0.017
19140	0.02
19200	0.016
19260	0.017
19320	0.016

Elapsed Time [s]	Mass [mg/m3]
19380	0.016
19440	0.016
19500	0.017
19560	0.017
19620	0.016
19680	0.017
19740	0.016
19800	0.016
19860	0.017
19920	0.017
19980	0.016
20040	0.016
20100	0.016
20160	0.016
20220	0.016
20280	0.017
20340	0.017
20400	0.017
20460	0.017
20520	0.016
20580	0.017
20640	0.017
20700	0.017
20760	0.016
20820	0.017
20880	0.016
20940	0.017
21000	0.017
21060	0.017
21120	0.017
21180	0.017
21240	0.017
21300	0.017
21360	0.017
21420	0.017
21480	0.017
21540	0.017
21600	0.017
21660	0.017
21720	0.017
21780	0.017
21840	0.017
21900	0.017
21960	0.017
22020	0.017
22080	0.016
22140	0.017
22200	0.017
22260	0.017
22320	0.017
22380	0.017
22440	0.017
22500	0.019
22560	0.021
22620	0.02
22680	0.022
22740	0.018

Elapsed Time [s]	Mass [mg/m3]
22800	0.017
22860	0.017
22920	0.018
22980	0.017
23040	0.017
23100	0.017
23160	0.02
23220	0.017
23280	0.017
23340	0.017
23400	0.017
23460	0.017
23520	0.017
23580	0.018
23640	0.018
23700	0.021
23760	0.019
23820	0.019
23880	0.018
23940	0.018
24000	0.018
24060	0.018
24120	0.018
24180	0.018
24240	0.018
24300	0.018
24360	0.018
24420	0.018
24480	0.018
24540	0.018

Instrument Name	DustTrak II	Temperature (F)	**70**
Model Number	8530	Precipitation (In)	**X**
Serial Number	8530153805	Wind Speed (MPH)	**N 3.7**
Firmware Version	3.7		
Calibration Date	5/31/2018		
Test Name	**DOWNWIND**		
Test Start Time	7:16:08 AM		
Test Start Date	**5/22/2019**		
Test Length [D:H:M]	0:07:02		
Test Interval [M:S]	1:00		
Mass Average [mg/m3]	0.013		
Mass Minimum [mg/m3]	0.002		
Mass Maximum [mg/m3]	0.326		
Mass TWA [mg/m3]	0.012		
Photometric User Cal	1		
Flow User Cal	0		
Errors			
Number of Samples	422		

Elapsed Time [s]	Mass [mg/m3]
60	0.042
120	0.048
180	0.326
240	0.124
300	0.071
360	0.07
420	0.048
480	0.039
540	0.027
600	0.026
660	0.036
720	0.037
780	0.035
840	0.036
900	0.033
960	0.029
1020	0.03
1080	0.031
1140	0.034
1200	0.034
1260	0.038
1320	0.032
1380	0.032
1440	0.029
1500	0.027
1560	0.025
1620	0.024
1680	0.027
1740	0.032
1800	0.03
1860	0.028
1920	0.028
1980	0.031
2040	0.032
2100	0.035
2160	0.038
2220	0.049

Elapsed Time [s]	Mass [mg/m3]
2280	0.044
2340	0.041
2400	0.041
2460	0.033
2520	0.029
2580	0.026
2640	0.025
2700	0.024
2760	0.024
2820	0.024
2880	0.022
2940	0.022
3000	0.023
3060	0.024
3120	0.023
3180	0.023
3240	0.024
3300	0.023
3360	0.024
3420	0.032
3480	0.029
3540	0.035
3600	0.031
3660	0.029
3720	0.023
3780	0.035
3840	0.049
3900	0.047
3960	0.033
4020	0.027
4080	0.03
4140	0.028
4200	0.026
4260	0.027
4320	0.039
4380	0.036
4440	0.031
4500	0.03
4560	0.038
4620	0.036
4680	0.032
4740	0.033
4800	0.057
4860	0.064
4920	0.061
4980	0.071
5040	0.044
5100	0.042
5160	0.043
5220	0.054
5280	0.078
5340	0.046
5400	0.08
5460	0.05
5520	0.044
5580	0.034
5640	0.021

Elapsed Time [s]	Mass [mg/m3]
5700	0.021
5760	0.037
5820	0.047
5880	0.029
5940	0.016
6000	0.018
6060	0.012
6120	0.01
6180	0.014
6240	0.028
6300	0.015
6360	0.016
6420	0.013
6480	0.012
6540	0.013
6600	0.012
6660	0.01
6720	0.012
6780	0.013
6840	0.013
6900	0.014
6960	0.018
7020	0.014
7080	0.012
7140	0.012
7200	0.013
7260	0.012
7320	0.011
7380	0.011
7440	0.009
7500	0.009
7560	0.009
7620	0.01
7680	0.01
7740	0.01
7800	0.01
7860	0.011
7920	0.013
7980	0.01
8040	0.009
8100	0.009
8160	0.008
8220	0.007
8280	0.007
8340	0.007
8400	0.007
8460	0.007
8520	0.007
8580	0.008
8640	0.008
8700	0.006
8760	0.006
8820	0.006
8880	0.006
8940	0.006
9000	0.007
9060	0.007

Elapsed Time [s]	Mass [mg/m3]
9120	0.007
9180	0.007
9240	0.006
9300	0.006
9360	0.005
9420	0.005
9480	0.005
9540	0.005
9600	0.006
9660	0.005
9720	0.006
9780	0.006
9840	0.006
9900	0.006
9960	0.007
10020	0.007
10080	0.006
10140	0.005
10200	0.005
10260	0.006
10320	0.006
10380	0.005
10440	0.006
10500	0.006
10560	0.006
10620	0.005
10680	0.005
10740	0.007
10800	0.007
10860	0.006
10920	0.006
10980	0.007
11040	0.006
11100	0.006
11160	0.006
11220	0.005
11280	0.005
11340	0.005
11400	0.005
11460	0.005
11520	0.005
11580	0.005
11640	0.004
11700	0.005
11760	0.005
11820	0.005
11880	0.005
11940	0.004
12000	0.004
12060	0.005
12120	0.005
12180	0.005
12240	0.004
12300	0.004
12360	0.004
12420	0.004
12480	0.005

Elapsed Time [s]	Mass [mg/m3]
12540	0.004
12600	0.004
12660	0.004
12720	0.004
12780	0.004
12840	0.004
12900	0.004
12960	0.005
13020	0.004
13080	0.004
13140	0.004
13200	0.004
13260	0.005
13320	0.004
13380	0.004
13440	0.004
13500	0.004
13560	0.004
13620	0.004
13680	0.004
13740	0.004
13800	0.004
13860	0.004
13920	0.004
13980	0.004
14040	0.004
14100	0.004
14160	0.004
14220	0.004
14280	0.006
14340	0.004
14400	0.004
14460	0.004
14520	0.004
14580	0.003
14640	0.004
14700	0.004
14760	0.004
14820	0.003
14880	0.003
14940	0.003
15000	0.003
15060	0.003
15120	0.004
15180	0.004
15240	0.004
15300	0.004
15360	0.003
15420	0.003
15480	0.003
15540	0.003
15600	0.004
15660	0.004
15720	0.005
15780	0.003
15840	0.004
15900	0.003

Elapsed Time [s]	Mass [mg/m3]
15960	0.003
16020	0.003
16080	0.003
16140	0.004
16200	0.004
16260	0.004
16320	0.004
16380	0.003
16440	0.003
16500	0.004
16560	0.003
16620	0.004
16680	0.012
16740	0.004
16800	0.003
16860	0.004
16920	0.004
16980	0.004
17040	0.004
17100	0.003
17160	0.004
17220	0.003
17280	0.006
17340	0.009
17400	0.005
17460	0.006
17520	0.006
17580	0.006
17640	0.003
17700	0.003
17760	0.003
17820	0.004
17880	0.003
17940	0.004
18000	0.004
18060	0.003
18120	0.003
18180	0.003
18240	0.004
18300	0.004
18360	0.003
18420	0.003
18480	0.004
18540	0.004
18600	0.003
18660	0.003
18720	0.003
18780	0.006
18840	0.008
18900	0.007
18960	0.011
19020	0.005
19080	0.004
19140	0.004
19200	0.004
19260	0.004
19320	0.004

Elapsed Time [s]	Mass [mg/m3]
19380	0.004
19440	0.004
19500	0.004
19560	0.004
19620	0.005
19680	0.004
19740	0.004
19800	0.004
19860	0.005
19920	0.004
19980	0.003
20040	0.003
20100	0.004
20160	0.004
20220	0.003
20280	0.003
20340	0.003
20400	0.003
20460	0.003
20520	0.003
20580	0.003
20640	0.003
20700	0.003
20760	0.003
20820	0.003
20880	0.003
20940	0.004
21000	0.003
21060	0.003
21120	0.003
21180	0.004
21240	0.004
21300	0.005
21360	0.003
21420	0.003
21480	0.004
21540	0.003
21600	0.003
21660	0.003
21720	0.003
21780	0.003
21840	0.003
21900	0.003
21960	0.003
22020	0.003
22080	0.003
22140	0.003
22200	0.003
22260	0.004
22320	0.003
22380	0.003
22440	0.002
22500	0.002
22560	0.002
22620	0.003
22680	0.002
22740	0.003

Elapsed Time [s]	Mass [mg/m3]
22800	0.002
22860	0.003
22920	0.003
22980	0.003
23040	0.003
23100	0.005
23160	0.003
23220	0.003
23280	0.003
23340	0.003
23400	0.003
23460	0.003
23520	0.003
23580	0.003
23640	0.003
23700	0.003
23760	0.003
23820	0.004
23880	0.004
23940	0.002
24000	0.003
24060	0.002
24120	0.002
24180	0.003
24240	0.003
24300	0.002
24360	0.006
24420	0.007
24480	0.004
24540	0.003
24600	0.002
24660	0.003
24720	0.003
24780	0.003
24840	0.003
24900	0.002
24960	0.002
25020	0.003
25080	0.003
25140	0.002
25200	0.002
25260	0.003
25320	0.006

5/23/2019

Instrument Name	DustTrak II	Temperature (F)	**72**
Model Number	8530	Precipitation (In)	**X**
Serial Number	8530182504	Wind Speed (MPH)	**SSE 8.0**
Firmware Version	3.7		
Calibration Date	6/21/2018		
Test Name	**UPWIND**		
Test Start Time	7:30:36 AM		
Test Start Date	**5/23/2019**		
Test Length [D:H:M]	0:06:20		
Test Interval [M:S]	1:00		
Mass Average [mg/m3]	0.024		
Mass Minimum [mg/m3]	0.015		
Mass Maximum [mg/m3]	0.078		
Mass TWA [mg/m3]	0.019		
Photometric User Cal	1		
Flow User Cal	0		
Errors			
Number of Samples	380		

Elapsed Time [s]	Mass [mg/m3]
60	0.021
120	0.051
180	0.029
240	0.026
300	0.02
360	0.022
420	0.017
480	0.016
540	0.016
600	0.025
660	0.029
720	0.056
780	0.031
840	0.018
900	0.015
960	0.018
1020	0.021
1080	0.04
1140	0.019
1200	0.015
1260	0.015
1320	0.018
1380	0.016
1440	0.033
1500	0.041
1560	0.02
1620	0.02
1680	0.024
1740	0.033
1800	0.017
1860	0.015
1920	0.015
1980	0.017
2040	0.028
2100	0.017
2160	0.019
2220	0.015
2280	0.021

Elapsed Time [s]	Mass [mg/m3]
2340	0.025
2400	0.019
2460	0.016
2520	0.025
2580	0.024
2640	0.027
2700	0.019
2760	0.017
2820	0.016
2880	0.016
2940	0.024
3000	0.044
3060	0.028
3120	0.027
3180	0.055
3240	0.023
3300	0.018
3360	0.029
3420	0.016
3480	0.016
3540	0.016
3600	0.017
3660	0.018
3720	0.026
3780	0.018
3840	0.018
3900	0.022
3960	0.032
4020	0.044
4080	0.026
4140	0.019
4200	0.021
4260	0.018
4320	0.017
4380	0.017
4440	0.017
4500	0.017
4560	0.017
4620	0.016
4680	0.017
4740	0.018
4800	0.017
4860	0.017
4920	0.027
4980	0.023
5040	0.018
5100	0.017
5160	0.019
5220	0.017
5280	0.018
5340	0.019
5400	0.018
5460	0.018
5520	0.018
5580	0.018
5640	0.018
5700	0.018
5760	0.018

Elapsed Time [s]	Mass [mg/m3]
5820	0.018
5880	0.018
5940	0.019
6000	0.018
6060	0.021
6120	0.022
6180	0.019
6240	0.019
6300	0.026
6360	0.02
6420	0.018
6480	0.019
6540	0.019
6600	0.019
6660	0.019
6720	0.018
6780	0.028
6840	0.021
6900	0.019
6960	0.022
7020	0.025
7080	0.019
7140	0.019
7200	0.019
7260	0.02
7320	0.02
7380	0.019
7440	0.019
7500	0.02
7560	0.07
7620	0.078
7680	0.038
7740	0.029
7800	0.032
7860	0.021
7920	0.022
7980	0.024
8040	0.026
8100	0.022
8160	0.022
8220	0.022
8280	0.021
8340	0.021
8400	0.035
8460	0.021
8520	0.051
8580	0.02
8640	0.02
8700	0.02
8760	0.02
8820	0.02
8880	0.021
8940	0.02
9000	0.02
9060	0.021
9120	0.023
9180	0.022
9240	0.021

Elapsed Time [s]	Mass [mg/m3]
9300	0.022
9360	0.033
9420	0.023
9480	0.02
9540	0.021
9600	0.021
9660	0.021
9720	0.021
9780	0.02
9840	0.02
9900	0.024
9960	0.035
10020	0.025
10080	0.021
10140	0.023
10200	0.022
10260	0.035
10320	0.021
10380	0.031
10440	0.024
10500	0.022
10560	0.021
10620	0.021
10680	0.022
10740	0.021
10800	0.021
10860	0.027
10920	0.025
10980	0.024
11040	0.021
11100	0.021
11160	0.021
11220	0.021
11280	0.021
11340	0.021
11400	0.021
11460	0.021
11520	0.022
11580	0.021
11640	0.021
11700	0.021
11760	0.021
11820	0.022
11880	0.025
11940	0.022
12000	0.022
12060	0.022
12120	0.021
12180	0.021
12240	0.022
12300	0.022
12360	0.022
12420	0.022
12480	0.022
12540	0.022
12600	0.022
12660	0.022
12720	0.023

Elapsed Time [s]	Mass [mg/m3]
12780	0.024
12840	0.022
12900	0.024
12960	0.024
13020	0.023
13080	0.022
13140	0.025
13200	0.024
13260	0.023
13320	0.022
13380	0.022
13440	0.022
13500	0.022
13560	0.022
13620	0.022
13680	0.022
13740	0.022
13800	0.022
13860	0.023
13920	0.023
13980	0.022
14040	0.022
14100	0.022
14160	0.022
14220	0.024
14280	0.027
14340	0.025
14400	0.023
14460	0.022
14520	0.022
14580	0.022
14640	0.022
14700	0.025
14760	0.023
14820	0.022
14880	0.022
14940	0.021
15000	0.022
15060	0.022
15120	0.022
15180	0.025
15240	0.024
15300	0.022
15360	0.022
15420	0.022
15480	0.022
15540	0.022
15600	0.022
15660	0.021
15720	0.021
15780	0.021
15840	0.022
15900	0.021
15960	0.026
16020	0.021
16080	0.022
16140	0.024
16200	0.022

Elapsed Time [s]	Mass [mg/m3]
16260	0.021
16320	0.021
16380	0.021
16440	0.021
16500	0.022
16560	0.025
16620	0.022
16680	0.026
16740	0.025
16800	0.023
16860	0.026
16920	0.025
16980	0.022
17040	0.022
17100	0.025
17160	0.023
17220	0.022
17280	0.022
17340	0.022
17400	0.023
17460	0.022
17520	0.022
17580	0.022
17640	0.025
17700	0.025
17760	0.025
17820	0.026
17880	0.03
17940	0.031
18000	0.031
18060	0.03
18120	0.025
18180	0.025
18240	0.024
18300	0.026
18360	0.026
18420	0.024
18480	0.025
18540	0.024
18600	0.024
18660	0.024
18720	0.024
18780	0.024
18840	0.026
18900	0.033
18960	0.041
19020	0.036
19080	0.03
19140	0.025
19200	0.025
19260	0.04
19320	0.031

Elapsed Time [s]	Mass [mg/m3]
19380	0.028
19440	0.031
19500	0.031
19560	0.03
19620	0.025
19680	0.029
19740	0.034
19800	0.033
19860	0.031
19920	0.029
19980	0.029
20040	0.026
20100	0.026
20160	0.026
20220	0.026
20280	0.027
20340	0.026
20400	0.029
20460	0.03
20520	0.028
20580	0.027
20640	0.027
20700	0.026
20760	0.037
20820	0.035
20880	0.033
20940	0.039
21000	0.042
21060	0.027
21120	0.03
21180	0.035
21240	0.034
21300	0.028
21360	0.029
21420	0.032
21480	0.035
21540	0.026
21600	0.028
21660	0.032
21720	0.029
21780	0.028
21840	0.027
21900	0.027
21960	0.027
22020	0.027
22080	0.027
22140	0.028
22200	0.028
22260	0.028
22320	0.028
22380	0.029
22440	0.03
22500	0.029
22560	0.029
22620	0.028
22680	0.029
22740	0.029
22800	0.028

Instrument Name	DustTrak II	Temperature (F)	**72**
Model Number	8530	Precipitation (In)	**X**
Serial Number	8530153805	Wind Speed (MPH)	**SSE 8.0**
Firmware Version	3.7		
Calibration Date	5/31/2018		
Test Name	**DOWNWIND**		
Test Start Time	7:34:17 AM		
Test Start Date	**5/23/2019**		
Test Length [D:H:M]	0:06:13		
Test Interval [M:S]	1:00		
Mass Average [mg/m3]	0.023		
Mass Minimum [mg/m3]	0.011		
Mass Maximum [mg/m3]	0.227		
Mass TWA [mg/m3]	0.018		
Photometric User Cal	1		
Flow User Cal	0		
Errors			
Number of Samples	373		

Elapsed Time [s]	Mass [mg/m3]
60	0.032
120	0.026
180	0.02
240	0.033
300	0.025
360	0.046
420	0.071
480	0.108
540	0.031
600	0.022
660	0.027
720	0.163
780	0.026
840	0.026
900	0.02
960	0.015
1020	0.015
1080	0.017
1140	0.022
1200	0.033
1260	0.059
1320	0.025
1380	0.032
1440	0.054
1500	0.023
1560	0.029
1620	0.023
1680	0.018
1740	0.043
1800	0.019
1860	0.051
1920	0.039
1980	0.023
2040	0.021
2100	0.019
2160	0.03
2220	0.062
2280	0.115

Elapsed Time [s]	Mass [mg/m3]
2340	0.057
2400	0.015
2460	0.058
2520	0.117
2580	0.044
2640	0.023
2700	0.076
2760	0.091
2820	0.047
2880	0.053
2940	0.031
3000	0.015
3060	0.025
3120	0.013
3180	0.013
3240	0.041
3300	0.227
3360	0.013
3420	0.012
3480	0.013
3540	0.014
3600	0.018
3660	0.021
3720	0.03
3780	0.016
3840	0.012
3900	0.016
3960	0.016
4020	0.013
4080	0.012
4140	0.012
4200	0.012
4260	0.012
4320	0.011
4380	0.011
4440	0.015
4500	0.012
4560	0.012
4620	0.014
4680	0.167
4740	0.015
4800	0.018
4860	0.012
4920	0.015
4980	0.016
5040	0.023
5100	0.013
5160	0.013
5220	0.015
5280	0.012
5340	0.012
5400	0.012
5460	0.012
5520	0.013
5580	0.016
5640	0.044
5700	0.075
5760	0.047

Elapsed Time [s]	Mass [mg/m3]
5820	0.019
5880	0.014
5940	0.025
6000	0.017
6060	0.014
6120	0.012
6180	0.014
6240	0.017
6300	0.013
6360	0.013
6420	0.012
6480	0.017
6540	0.014
6600	0.018
6660	0.013
6720	0.014
6780	0.012
6840	0.013
6900	0.023
6960	0.032
7020	0.015
7080	0.018
7140	0.026
7200	0.014
7260	0.047
7320	0.067
7380	0.021
7440	0.021
7500	0.034
7560	0.014
7620	0.015
7680	0.015
7740	0.016
7800	0.013
7860	0.014
7920	0.014
7980	0.013
8040	0.013
8100	0.02
8160	0.013
8220	0.013
8280	0.013
8340	0.013
8400	0.013
8460	0.013
8520	0.013
8580	0.013
8640	0.012
8700	0.013
8760	0.014
8820	0.022
8880	0.019
8940	0.014
9000	0.012
9060	0.016
9120	0.015
9180	0.012
9240	0.012

Elapsed Time [s]	Mass [mg/m3]
9300	0.013
9360	0.013
9420	0.013
9480	0.012
9540	0.013
9600	0.019
9660	0.025
9720	0.015
9780	0.013
9840	0.014
9900	0.018
9960	0.021
10020	0.012
10080	0.015
10140	0.015
10200	0.015
10260	0.017
10320	0.016
10380	0.017
10440	0.014
10500	0.012
10560	0.016
10620	0.015
10680	0.015
10740	0.013
10800	0.012
10860	0.013
10920	0.012
10980	0.012
11040	0.013
11100	0.018
11160	0.012
11220	0.016
11280	0.032
11340	0.013
11400	0.029
11460	0.045
11520	0.041
11580	0.036
11640	0.028
11700	0.024
11760	0.015
11820	0.016
11880	0.019
11940	0.013
12000	0.013
12060	0.019
12120	0.013
12180	0.079
12240	0.014
12300	0.014
12360	0.017
12420	0.018
12480	0.015
12540	0.029
12600	0.014
12660	0.013
12720	0.014

Elapsed Time [s]	Mass [mg/m3]
12780	0.013
12840	0.014
12900	0.014
12960	0.013
13020	0.013
13080	0.013
13140	0.013
13200	0.013
13260	0.013
13320	0.013
13380	0.013
13440	0.013
13500	0.013
13560	0.014
13620	0.013
13680	0.013
13740	0.014
13800	0.013
13860	0.013
13920	0.013
13980	0.013
14040	0.015
14100	0.013
14160	0.013
14220	0.013
14280	0.013
14340	0.013
14400	0.015
14460	0.013
14520	0.012
14580	0.013
14640	0.013
14700	0.013
14760	0.013
14820	0.013
14880	0.013
14940	0.015
15000	0.013
15060	0.012
15120	0.013
15180	0.012
15240	0.012
15300	0.012
15360	0.011
15420	0.011
15480	0.012
15540	0.012
15600	0.012
15660	0.012
15720	0.012
15780	0.012
15840	0.013
15900	0.012
15960	0.012
16020	0.012
16080	0.012
16140	0.012
16200	0.012

Elapsed Time [s]	Mass [mg/m3]
16260	0.012
16320	0.012
16380	0.014
16440	0.016
16500	0.014
16560	0.016
16620	0.017
16680	0.012
16740	0.012
16800	0.013
16860	0.014
16920	0.013
16980	0.012
17040	0.012
17100	0.013
17160	0.013
17220	0.012
17280	0.014
17340	0.013
17400	0.016
17460	0.016
17520	0.017
17580	0.018
17640	0.022
17700	0.022
17760	0.021
17820	0.014
17880	0.015
17940	0.014
18000	0.014
18060	0.014
18120	0.014
18180	0.014
18240	0.014
18300	0.014
18360	0.014
18420	0.014
18480	0.014
18540	0.224
18600	0.024
18660	0.027
18720	0.021
18780	0.022
18840	0.016
18900	0.015
18960	0.021
19020	0.021
19080	0.017
19140	0.025
19200	0.021
19260	0.046
19320	0.021

Elapsed Time [s]	Mass [mg/m3]
19380	0.078
19440	0.026
19500	0.028
19560	0.02
19620	0.017
19680	0.027
19740	0.02
19800	0.05
19860	0.085
19920	0.078
19980	0.03
20040	0.017
20100	0.018
20160	0.021
20220	0.018
20280	0.02
20340	0.019
20400	0.016
20460	0.023
20520	0.032
20580	0.019
20640	0.023
20700	0.034
20760	0.022
20820	0.021
20880	0.023
20940	0.033
21000	0.02
21060	0.02
21120	0.021
21180	0.022
21240	0.016
21300	0.017
21360	0.02
21420	0.018
21480	0.017
21540	0.016
21600	0.016
21660	0.016
21720	0.017
21780	0.017
21840	0.017
21900	0.017
21960	0.017
22020	0.017
22080	0.018
22140	0.018
22200	0.018
22260	0.018
22320	0.018
22380	0.019

6/12/2019

Instrument Name	DustTrak II	Temperature (F)	**77**
Model Number	8530	Precipitation (In)	**X**
Serial Number	8530121427	Wind Speed (MPH)	**S 6.8**
Firmware Version	3.7		
Calibration Date	8/29/2018		
Test Name	**UPWIND**		
Test Start Time	7:48:21 AM		
Test Start Date	**6/12/2019**		
Test Length [D:H:M]	0:07:46		
Test Interval [M:S]	1:00		
Mass Average [mg/m3]	0.005		
Mass Minimum [mg/m3]	-0.006		
Mass Maximum [mg/m3]	0.057		
Mass TWA [mg/m3]	0.004		
Photometric User Cal	1		
Flow User Cal	0		
Errors			
Number of Samples	466		

Elapsed Time [s]	Mass [mg/m3]
60	0.003
120	0.003
180	0.003
240	0.003
300	0.003
360	0.004
420	0.005
480	0.006
540	0.007
600	0.008
660	0.009
720	0.009
780	0.01
840	0.01
900	0.011
960	0.012
1020	0.012
1080	0.013
1140	0.014
1200	0.014
1260	0.015
1320	0.016
1380	0.016
1440	0.016
1500	0.016
1560	0.016
1620	0.017

Elapsed Time [s]	Mass [mg/m3]
1680	0.017
1740	0.018
1800	0.018
1860	0.017
1920	0.017
1980	0.017
2040	0.018
2100	0.017
2160	0.017
2220	0.017
2280	0.018
2340	0.018
2400	0.018
2460	0.018
2520	0.021
2580	0.02
2640	0.018
2700	0.017
2760	0.021
2820	0.023
2880	0.038
2940	0.043
3000	0.034
3060	0.029
3120	0.029
3180	0.027
3240	0.021
3300	0.017
3360	0.016
3420	0.015
3480	0.014
3540	0.013
3600	0.016
3660	0.015
3720	0.015
3780	0.013
3840	0.013
3900	0.013
3960	0.017
4020	0.019
4080	0.02
4140	0.019
4200	0.021
4260	0.022
4320	0.024

Elapsed Time [s]	Mass [mg/m3]
4380	0.018
4440	0.018
4500	0.019
4560	0.035
4620	0.046
4680	0.042
4740	0.038
4800	0.038
4860	0.038
4920	0.035
4980	0.035
5040	0.041
5100	0.045
5160	0.05
5220	0.057
5280	0.047
5340	0.048
5400	0.049
5460	0.046
5520	0.041
5580	0.039
5640	0.038
5700	0.037
5760	0.037
5820	0.039
5880	0.037
5940	0.044
6000	0.044
6060	0.036
6120	0.037
6180	0.033
6240	0.039
6300	0.039
6360	0.032
6420	0.031
6480	0.03
6540	0.032
6600	0.032
6660	0.032
6720	0.031
6780	0.028
6840	0.027
6900	0.027
6960	0.023
7020	0.022
7080	0.019

Elapsed Time [s]	Mass [mg/m3]
7140	0.015
7200	0.013
7260	0.013
7320	0.012
7380	0.011
7440	0.009
7500	0.008
7560	0.007
7620	0.007
7680	0.006
7740	0.005
7800	0.006
7860	0.004
7920	0.004
7980	0.004
8040	0.005
8100	0.004
8160	0.005
8220	0.005
8280	0.004
8340	0.004
8400	0.003
8460	0.003
8520	0.003
8580	0.004
8640	0.005
8700	0.003
8760	0.005
8820	0.004
8880	0.002
8940	0.001
9000	0
9060	0
9120	0
9180	0
9240	0
9300	0
9360	0
9420	-0.001
9480	-0.001
9540	0
9600	0
9660	-0.001
9720	-0.001
9780	-0.001
9840	-0.001

Elapsed Time [s]	Mass [mg/m3]
9900	-0.001
9960	-0.001
10020	-0.001
10080	-0.001
10140	-0.001
10200	-0.002
10260	-0.001
10320	-0.001
10380	-0.002
10440	-0.001
10500	-0.001
10560	-0.001
10620	-0.001
10680	-0.001
10740	-0.001
10800	-0.001
10860	-0.001
10920	-0.001
10980	0
11040	-0.001
11100	-0.001
11160	0
11220	0
11280	0
11340	0
11400	-0.001
11460	-0.002
11520	-0.002
11580	-0.001
11640	-0.001
11700	-0.002
11760	-0.001
11820	-0.002
11880	0
11940	-0.001
12000	-0.002
12060	-0.002
12120	-0.002
12180	-0.002
12240	-0.002
12300	-0.002
12360	-0.002
12420	-0.002
12480	-0.002
12540	-0.002
12600	-0.002

Elapsed Time [s]	Mass [mg/m3]
12660	-0.002
12720	-0.002
12780	-0.001
12840	-0.001
12900	-0.002
12960	-0.002
13020	-0.002
13080	-0.003
13140	-0.003
13200	0.001
13260	0
13320	-0.003
13380	-0.004
13440	-0.004
13500	-0.004
13560	-0.004
13620	-0.004
13680	-0.004
13740	-0.004
13800	-0.004
13860	-0.004
13920	-0.004
13980	-0.005
14040	-0.005
14100	-0.005
14160	-0.005
14220	-0.006
14280	-0.005
14340	-0.005
14400	-0.005
14460	-0.004
14520	0
14580	-0.003
14640	-0.004
14700	-0.004
14760	-0.004
14820	-0.004
14880	-0.004
14940	-0.004
15000	-0.005
15060	-0.005
15120	-0.004
15180	-0.005
15240	-0.004
15300	-0.005
15360	-0.004

Elapsed Time [s]	Mass [mg/m3]
15420	-0.005
15480	-0.004
15540	-0.004
15600	-0.004
15660	-0.004
15720	-0.004
15780	-0.003
15840	-0.004
15900	-0.004
15960	-0.004
16020	-0.003
16080	-0.001
16140	-0.004
16200	-0.004
16260	-0.003
16320	-0.004
16380	-0.004
16440	-0.004
16500	-0.004
16560	-0.004
16620	-0.004
16680	-0.004
16740	-0.003
16800	-0.003
16860	-0.003
16920	-0.004
16980	-0.003
17040	-0.003
17100	-0.003
17160	-0.004
17220	-0.004
17280	-0.002
17340	-0.004
17400	-0.002
17460	-0.004
17520	-0.004
17580	-0.004
17640	-0.003
17700	-0.003
17760	-0.004
17820	-0.004
17880	-0.004
17940	-0.004
18000	-0.003
18060	-0.004
18120	-0.003

Elapsed Time [s]	Mass [mg/m3]
18180	-0.004
18240	-0.005
18300	-0.004
18360	-0.003
18420	-0.005
18480	-0.005
18540	-0.003
18600	-0.005
18660	-0.004
18720	-0.005
18780	-0.005
18840	-0.005
18900	-0.003
18960	-0.003
19020	-0.003
19080	-0.005
19140	-0.005
19200	-0.005
19260	-0.005
19320	-0.004
19380	-0.004
19440	-0.004
19500	-0.004
19560	-0.005
19620	-0.004
19680	-0.004
19740	-0.003
19800	-0.004
19860	-0.003
19920	-0.004
19980	-0.005
20040	-0.004
20100	-0.004
20160	-0.005
20220	-0.004
20280	-0.004
20340	-0.004
20400	-0.005
20460	-0.004
20520	-0.005
20580	-0.004
20640	-0.001
20700	-0.004
20760	-0.004
20820	-0.004
20880	-0.004

Elapsed Time [s]	Mass [mg/m3]
20940	-0.004
21000	-0.004
21060	-0.004
21120	-0.003
21180	-0.003
21240	-0.004
21300	-0.005
21360	-0.004
21420	-0.004
21480	-0.004
21540	-0.004
21600	-0.004
21660	-0.004
21720	-0.004
21780	-0.004
21840	-0.004
21900	-0.004
21960	-0.004
22020	-0.004
22080	-0.004
22140	-0.003
22200	-0.003
22260	-0.003
22320	-0.003
22380	0
22440	-0.003
22500	-0.003
22560	-0.002
22620	-0.003
22680	-0.002
22740	-0.002
22800	-0.003
22860	-0.003
22920	-0.003
22980	-0.001
23040	-0.003
23100	-0.003
23160	-0.003
23220	-0.003
23280	-0.003
23340	-0.003
23400	-0.003
23460	-0.003
23520	-0.003
23580	0
23640	-0.003

Elapsed Time [s]	Mass [mg/m3]
23700	-0.002
23760	-0.002
23820	-0.003
23880	-0.002
23940	-0.003
24000	-0.003
24060	-0.004
24120	-0.004
24180	-0.003
24240	-0.003
24300	-0.003
24360	-0.002
24420	-0.003
24480	-0.003
24540	-0.003
24600	-0.003
24660	-0.003
24720	-0.002
24780	-0.002
24840	-0.003
24900	-0.003
24960	-0.003
25020	-0.003
25080	0
25140	-0.002
25200	-0.001
25260	0.001
25320	-0.003
25380	-0.001
25440	-0.002
25500	-0.002
25560	-0.003
25620	-0.003
25680	-0.003
25740	-0.002
25800	-0.002
25860	-0.003
25920	-0.002
25980	-0.003
26040	-0.002
26100	-0.002
26160	-0.001
26220	-0.002
26280	-0.001
26340	-0.001
26400	-0.003

Elapsed Time [s]	Mass [mg/m3]
26460	-0.003
26520	-0.001
26580	0
26640	-0.002
26700	0
26760	-0.002
26820	-0.003
26880	-0.003
26940	-0.003
27000	0
27060	-0.003
27120	-0.003
27180	-0.003
27240	-0.003
27300	-0.003
27360	-0.002
27420	-0.002
27480	-0.003
27540	-0.002
27600	0.002
27660	0.001
27720	0.001
27780	0.003
27840	-0.001
27900	-0.002
27960	-0.001

Instrument Name	DustTrak II	Temperature (F)	**77**
Model Number	8530	Precipitation (In)	**X**
Serial Number	8530163102	Wind Speed (MPH)	**S 6.8**
Firmware Version	3.8		
Calibration Date	4/4/2019		
Test Name	**DOWNWIND**		
Test Start Time	10:30:02 AM		
Test Start Date	**6/12/2019**		
Test Length [D:H:M]	0:05:01		
Test Interval [M:S]	1:00		
Mass Average [mg/m3]	-0.009		
Mass Minimum [mg/m3]	-0.011		
Mass Maximum [mg/m3]	0.01		
Mass TWA [mg/m3]	-0.006		
Photometric User Cal	1		
Flow User Cal	0		
Errors			
Number of Samples	301		

Elapsed Time [s]	Mass [mg/m3]
60	-0.007
120	-0.007
180	-0.008
240	-0.008
300	-0.008
360	-0.008
420	-0.008
480	-0.005
540	-0.007
600	-0.007
660	-0.006
720	-0.007
780	-0.003
840	-0.007
900	-0.007
960	-0.008
1020	-0.008
1080	-0.008
1140	-0.008
1200	-0.008
1260	-0.008
1320	-0.008
1380	-0.007
1440	-0.007
1500	-0.008
1560	-0.008
1620	-0.008

Elapsed Time [s]	Mass [mg/m3]
1680	-0.008
1740	-0.008
1800	-0.007
1860	-0.008
1920	-0.007
1980	-0.008
2040	-0.008
2100	-0.007
2160	-0.007
2220	-0.008
2280	-0.007
2340	-0.008
2400	-0.009
2460	-0.009
2520	-0.008
2580	-0.007
2640	-0.009
2700	-0.009
2760	-0.009
2820	-0.009
2880	-0.009
2940	-0.009
3000	-0.009
3060	-0.009
3120	-0.009
3180	-0.008
3240	-0.008
3300	-0.007
3360	-0.01
3420	-0.01
3480	-0.008
3540	-0.008
3600	-0.009
3660	-0.01
3720	-0.01
3780	-0.008
3840	-0.01
3900	-0.01
3960	-0.01
4020	-0.01
4080	-0.01
4140	-0.01
4200	-0.01
4260	-0.01
4320	-0.01

Elapsed Time [s]	Mass [mg/m3]
4380	-0.011
4440	-0.01
4500	-0.01
4560	-0.01
4620	-0.01
4680	-0.01
4740	-0.01
4800	-0.01
4860	-0.008
4920	-0.01
4980	-0.01
5040	-0.01
5100	-0.01
5160	-0.01
5220	-0.01
5280	-0.01
5340	-0.01
5400	-0.01
5460	-0.009
5520	-0.011
5580	-0.01
5640	-0.01
5700	-0.01
5760	-0.01
5820	-0.01
5880	-0.009
5940	-0.01
6000	-0.01
6060	-0.01
6120	-0.01
6180	-0.01
6240	-0.01
6300	0
6360	-0.01
6420	-0.01
6480	-0.01
6540	-0.01
6600	-0.01
6660	-0.01
6720	-0.007
6780	-0.008
6840	-0.01
6900	-0.01
6960	-0.01
7020	-0.01
7080	-0.01

Elapsed Time [s]	Mass [mg/m3]
7140	-0.01
7200	-0.01
7260	-0.01
7320	-0.01
7380	-0.008
7440	-0.01
7500	-0.01
7560	-0.009
7620	-0.01
7680	-0.01
7740	-0.01
7800	-0.01
7860	-0.008
7920	-0.01
7980	-0.01
8040	-0.01
8100	-0.01
8160	-0.01
8220	-0.011
8280	-0.01
8340	-0.01
8400	-0.01
8460	-0.009
8520	-0.01
8580	-0.01
8640	-0.01
8700	-0.01
8760	-0.01
8820	-0.01
8880	-0.01
8940	-0.011
9000	-0.01
9060	-0.01
9120	-0.011
9180	-0.011
9240	-0.011
9300	-0.011
9360	-0.011
9420	-0.01
9480	-0.009
9540	-0.009
9600	-0.009
9660	-0.01
9720	-0.01
9780	-0.01
9840	-0.01

Elapsed Time [s]	Mass [mg/m3]
9900	-0.01
9960	-0.009
10020	-0.009
10080	0.005
10140	-0.003
10200	0.001
10260	0.003
10320	-0.001
10380	-0.007
10440	-0.011
10500	-0.01
10560	-0.008
10620	-0.01
10680	-0.011
10740	-0.011
10800	-0.01
10860	-0.01
10920	-0.011
10980	-0.01
11040	-0.011
11100	-0.011
11160	-0.011
11220	-0.01
11280	-0.01
11340	-0.01
11400	-0.009
11460	-0.009
11520	-0.01
11580	-0.011
11640	-0.01
11700	-0.01
11760	-0.008
11820	-0.01
11880	-0.01
11940	-0.01
12000	-0.011
12060	-0.01
12120	-0.011
12180	-0.011
12240	-0.01
12300	-0.011
12360	-0.01
12420	-0.01
12480	-0.01
12540	-0.01
12600	-0.009

Elapsed Time [s]	Mass [mg/m3]
12660	-0.009
12720	-0.01
12780	-0.01
12840	-0.01
12900	-0.009
12960	-0.01
13020	-0.01
13080	-0.01
13140	-0.01
13200	-0.01
13260	-0.009
13320	-0.009
13380	-0.01
13440	-0.01
13500	-0.01
13560	-0.01
13620	-0.009
13680	0.01
13740	-0.007
13800	-0.01
13860	-0.01
13920	-0.01
13980	-0.009
14040	-0.008
14100	-0.01
14160	-0.01
14220	-0.01
14280	-0.01
14340	-0.01
14400	-0.009
14460	-0.01
14520	-0.01
14580	-0.01
14640	-0.01
14700	-0.01
14760	-0.01
14820	-0.01
14880	-0.01
14940	-0.01
15000	-0.01
15060	-0.01
15120	-0.009
15180	-0.01
15240	-0.01
15300	-0.01
15360	-0.01

Elapsed Time [s]	Mass [mg/m3]
15420	-0.01
15480	-0.007
15540	-0.01
15600	-0.007
15660	-0.01
15720	-0.01
15780	-0.009
15840	-0.01
15900	-0.01
15960	-0.01
16020	-0.009
16080	-0.01
16140	-0.01
16200	-0.01
16260	-0.01
16320	-0.01
16380	-0.01
16440	-0.01
16500	-0.009
16560	-0.009
16620	-0.008
16680	-0.01
16740	-0.01
16800	-0.01
16860	-0.01
16920	-0.01
16980	-0.009
17040	-0.008
17100	-0.01
17160	-0.01
17220	-0.009
17280	-0.009
17340	-0.006
17400	-0.01
17460	-0.01
17520	-0.01
17580	-0.009
17640	-0.009
17700	-0.01
17760	-0.009
17820	-0.001
17880	-0.002
17940	-0.005
18000	-0.002
18060	-0.002

Elapsed Time [s]	Mass [mg/m3]
7260	0.001
7320	0
7380	0
7440	0
7500	0.002
7560	0.01
7620	0.001
7680	0.002
7740	-0.002
7800	-0.002
7860	-0.001
7920	-0.002
7980	-0.002
8040	-0.001
8100	0
8160	-0.003
8220	0
8280	-0.002
8340	-0.001
8400	-0.001
8460	-0.002
8520	-0.002
8580	0.007
8640	-0.003
8700	-0.003
8760	-0.001
8820	-0.002
8880	-0.001
8940	-0.004
9000	-0.004
9060	-0.004
9120	-0.005
9180	-0.006
9240	-0.006
9300	-0.004
9360	-0.003
9420	-0.007
9480	-0.007
9540	-0.006
9600	-0.006
9660	-0.007
9720	-0.007

6/13/2019

Instrument Name	DustTrak II	Temperature (F)	**63**
Model Number	8530	Precipitation (In)	**X**
Serial Number	8530121427	Wind Speed (MPH)	**ESE 11.1**
Firmware Version	3.7		
Calibration Date	8/29/2018		
Test Name	**UPWIND**		
Test Start Time	8:32:21 AM		
Test Start Date	**6/13/2019**		
Test Length [D:H:M]	0:11:24		
Test Interval [M:S]	1:00		
Mass Average [mg/m3]	0		
Mass Minimum [mg/m3]	-0.009		
Mass Maximum [mg/m3]	0.141		
Mass TWA [mg/m3]	0		
Photometric User Cal	1		
Flow User Cal	0		
Errors			
Number of Samples	684		

Elapsed Time [s]	Mass [mg/m3]
60	0.014
120	0.058
180	0.017
240	0.009
300	0.003
360	0.001
420	0.01
480	0.006
540	-0.002
600	-0.002
660	0
720	0.003
780	0
840	-0.002
900	0.008
960	0.006
1020	0.002
1080	-0.005
1140	0.006
1200	-0.004
1260	-0.007
1320	-0.005
1380	0.008
1440	0.011
1500	0.013
1560	-0.007
1620	-0.006

Elapsed Time [s]	Mass [mg/m3]
1680	-0.007
1740	-0.006
1800	-0.006
1860	-0.006
1920	-0.007
1980	-0.006
2040	-0.006
2100	-0.007
2160	-0.007
2220	-0.007
2280	-0.006
2340	-0.006
2400	-0.006
2460	-0.006
2520	0.002
2580	0.009
2640	0.022
2700	0.008
2760	0.022
2820	0.044
2880	0.009
2940	0.015
3000	0.001
3060	-0.004
3120	-0.004
3180	0.006
3240	0.007
3300	0.009
3360	-0.001
3420	-0.004
3480	-0.007
3540	-0.009
3600	-0.009
3660	-0.009
3720	-0.007
3780	-0.005
3840	-0.005
3900	-0.007
3960	-0.009
4020	-0.007
4080	-0.007
4140	-0.006
4200	-0.004
4260	-0.006
4320	-0.007

Elapsed Time [s]	Mass [mg/m3]
4380	-0.007
4440	-0.006
4500	-0.006
4560	-0.006
4620	-0.006
4680	-0.006
4740	0.008
4800	0.009
4860	0.02
4920	-0.002
4980	-0.001
5040	-0.001
5100	-0.004
5160	-0.004
5220	-0.004
5280	-0.004
5340	-0.003
5400	-0.003
5460	-0.003
5520	-0.002
5580	0
5640	-0.001
5700	-0.001
5760	0
5820	-0.001
5880	0
5940	0
6000	0
6060	0
6120	-0.001
6180	0
6240	0
6300	0
6360	0
6420	0
6480	0
6540	0
6600	0
6660	0
6720	0
6780	0.001
6840	0
6900	0
6960	0
7020	0
7080	0

Elapsed Time [s]	Mass [mg/m3]
7140	0
7200	0
7260	0
7320	0
7380	0
7440	0
7500	0
7560	0
7620	0
7680	0
7740	0
7800	0
7860	0
7920	0
7980	0
8040	0
8100	0
8160	0
8220	0
8280	0
8340	0
8400	0
8460	0
8520	0
8580	0
8640	0
8700	0
8760	0
8820	0
8880	0
8940	0
9000	0
9060	0
9120	0
9180	0
9240	0
9300	0
9360	0
9420	0.008
9480	0.023
9540	0.001
9600	0
9660	0
9720	0
9780	0
9840	0

Elapsed Time [s]	Mass [mg/m3]
9900	0
9960	0
10020	0
10080	0.001
10140	0
10200	-0.002
10260	0.001
10320	-0.001
10380	-0.002
10440	0
10500	-0.001
10560	-0.001
10620	-0.002
10680	-0.001
10740	-0.002
10800	-0.002
10860	-0.001
10920	-0.001
10980	-0.001
11040	-0.001
11100	-0.002
11160	-0.002
11220	-0.002
11280	0.007
11340	0.003
11400	0.002
11460	0
11520	-0.001
11580	-0.002
11640	-0.002
11700	-0.002
11760	-0.002
11820	-0.002
11880	-0.002
11940	-0.002
12000	-0.002
12060	-0.002
12120	-0.002
12180	-0.002
12240	-0.002
12300	-0.001
12360	-0.002
12420	-0.001
12480	-0.002
12540	-0.002
12600	-0.002

Elapsed Time [s]	Mass [mg/m3]
12660	0
12720	0
12780	0
12840	0
12900	0
12960	0.026
13020	0.053
13080	0.006
13140	0
13200	-0.001
13260	-0.002
13320	-0.002
13380	-0.002
13440	-0.002
13500	-0.002
13560	-0.002
13620	-0.002
13680	-0.002
13740	-0.002
13800	-0.002
13860	-0.002
13920	-0.002
13980	-0.002
14040	-0.002
14100	-0.002
14160	-0.002
14220	-0.002
14280	-0.002
14340	-0.002
14400	-0.003
14460	-0.002
14520	-0.002
14580	-0.002
14640	-0.002
14700	-0.002
14760	-0.002
14820	-0.002
14880	-0.002
14940	-0.002
15000	-0.002
15060	-0.002
15120	-0.002
15180	-0.001
15240	-0.002
15300	-0.002
15360	-0.002

Elapsed Time [s]	Mass [mg/m3]
15420	-0.002
15480	-0.002
15540	-0.002
15600	-0.002
15660	-0.002
15720	-0.002
15780	-0.002
15840	-0.002
15900	-0.001
15960	-0.002
16020	-0.002
16080	-0.002
16140	-0.002
16200	-0.002
16260	-0.002
16320	-0.002
16380	-0.002
16440	-0.002
16500	-0.002
16560	-0.002
16620	-0.002
16680	-0.002
16740	-0.002
16800	-0.002
16860	-0.002
16920	-0.002
16980	-0.002
17040	-0.002
17100	-0.002
17160	-0.002
17220	-0.002
17280	-0.002
17340	-0.002
17400	-0.002
17460	-0.001
17520	-0.002
17580	-0.002
17640	-0.002
17700	-0.002
17760	-0.002
17820	-0.002
17880	-0.002
17940	-0.002
18000	-0.002
18060	-0.001
18120	-0.002

Elapsed Time [s]	Mass [mg/m3]
18180	-0.002
18240	-0.002
18300	-0.002
18360	-0.002
18420	-0.002
18480	-0.002
18540	-0.002
18600	-0.002
18660	-0.002
18720	-0.002
18780	-0.002
18840	-0.002
18900	-0.002
18960	-0.002
19020	-0.001
19080	-0.002
19140	-0.002
19200	-0.002
19260	-0.001
19320	-0.001
19380	-0.002
19440	-0.002
19500	-0.002
19560	-0.002
19620	-0.002
19680	-0.002
19740	-0.002
19800	-0.002
19860	-0.002
19920	-0.002
19980	-0.002
20040	-0.002
20100	-0.002
20160	-0.002
20220	-0.002
20280	-0.002
20340	-0.002
20400	-0.002
20460	-0.001
20520	-0.002
20580	-0.002
20640	-0.002
20700	-0.002
20760	-0.002
20820	-0.001
20880	-0.002

Elapsed Time [s]	Mass [mg/m3]
20940	-0.002
21000	-0.002
21060	-0.002
21120	-0.002
21180	-0.001
21240	-0.002
21300	-0.002
21360	-0.002
21420	-0.002
21480	-0.002
21540	-0.002
21600	-0.002
21660	-0.002
21720	-0.002
21780	-0.002
21840	-0.002
21900	-0.002
21960	-0.001
22020	-0.002
22080	-0.002
22140	-0.002
22200	-0.002
22260	-0.002
22320	-0.002
22380	-0.002
22440	-0.002
22500	-0.002
22560	-0.002
22620	-0.002
22680	-0.002
22740	-0.002
22800	-0.001
22860	-0.002
22920	-0.001
22980	-0.001
23040	-0.001
23100	-0.001
23160	-0.001
23220	-0.001
23280	-0.001
23340	-0.001
23400	-0.001
23460	-0.001
23520	-0.001
23580	-0.001
23640	0

Elapsed Time [s]	Mass [mg/m3]
23700	0
23760	-0.001
23820	-0.001
23880	-0.001
23940	-0.001
24000	-0.001
24060	-0.001
24120	0
24180	0
24240	0
24300	0
24360	-0.001
24420	-0.001
24480	0
24540	-0.001
24600	-0.001
24660	-0.001
24720	-0.001
24780	-0.001
24840	-0.001
24900	0
24960	0
25020	0
25080	-0.001
25140	-0.001
25200	-0.001
25260	-0.001
25320	-0.001
25380	-0.001
25440	0
25500	0
25560	0
25620	0
25680	0
25740	0
25800	0
25860	0
25920	0
25980	0
26040	0
26100	0
26160	0
26220	0
26280	0
26340	0
26400	0

Elapsed Time [s]	Mass [mg/m3]
26460	0
26520	0
26580	0
26640	0
26700	0
26760	0
26820	0
26880	0
26940	0
27000	0
27060	0
27120	0
27180	0
27240	0
27300	0
27360	0
27420	0
27480	0
27540	0
27600	0
27660	0
27720	0
27780	0
27840	0
27900	0
27960	0.001
28020	0.023
28080	0.013
28140	0.012
28200	0.034
28260	0.053
28320	0.03
28380	0.016
28440	0.015
28500	0.022
28560	0.014
28620	0.023
28680	0.028
28740	0.023
28800	0.044
28860	0.021
28920	0.054
28980	0.051
29040	0.028
29100	0.014
29160	0.002

Elapsed Time [s]	Mass [mg/m3]
29220	0.001
29280	0
29340	0
29400	0.01
29460	0.023
29520	0.004
29580	0
29640	-0.001
29700	0
29760	0
29820	-0.001
29880	-0.001
29940	0
30000	-0.001
30060	-0.001
30120	-0.001
30180	0
30240	0.009
30300	0.015
30360	0.007
30420	0.001
30480	0
30540	0
30600	0
30660	-0.001
30720	-0.002
30780	-0.002
30840	-0.002
30900	-0.001
30960	-0.001
31020	0
31080	0
31140	0.003
31200	0.014
31260	0
31320	0.002
31380	0.01
31440	0.001
31500	0.024
31560	0.016
31620	0.006
31680	0
31740	0
31800	-0.002
31860	-0.002
31920	-0.003

Elapsed Time [s]	Mass [mg/m3]
31980	-0.003
32040	-0.003
32100	-0.003
32160	-0.003
32220	-0.003
32280	-0.003
32340	-0.003
32400	-0.002
32460	0
32520	0
32580	0.011
32640	0.005
32700	0
32760	0
32820	0
32880	-0.001
32940	-0.001
33000	-0.003
33060	-0.004
33120	-0.004
33180	-0.004
33240	-0.003
33300	-0.002
33360	-0.003
33420	-0.004
33480	-0.004
33540	-0.004
33600	-0.004
33660	-0.004
33720	-0.004
33780	-0.003
33840	-0.003
33900	-0.004
33960	-0.003
34020	-0.004
34080	-0.004
34140	-0.003
34200	-0.003
34260	-0.002
34320	-0.002
34380	-0.002
34440	-0.002
34500	-0.003
34560	-0.003
34620	-0.003
34680	-0.003

Elapsed Time [s]	Mass [mg/m3]
34740	-0.003
34800	-0.003
34860	-0.003
34920	-0.003
34980	-0.003
35040	-0.002
35100	-0.003
35160	-0.002
35220	-0.003
35280	-0.002
35340	-0.002
35400	-0.003
35460	-0.002
35520	-0.003
35580	-0.003
35640	-0.003
35700	-0.003
35760	0.016
35820	0.141
35880	0.028
35940	0.026
36000	0.002
36060	-0.003
36120	-0.002
36180	-0.001
36240	0.01
36300	0.001
36360	-0.004
36420	-0.003
36480	-0.003
36540	-0.004
36600	-0.003
36660	-0.003
36720	0
36780	-0.001
36840	-0.002
36900	-0.002
36960	-0.003
37020	-0.003
37080	-0.004
37140	-0.004
37200	-0.003
37260	-0.003
37320	-0.003
37380	-0.003
37440	-0.003

Elapsed Time [s]	Mass [mg/m3]
37500	-0.003
37560	0.011
37620	0
37680	-0.003
37740	-0.003
37800	0
37860	0
37920	-0.001
37980	0
38040	0.001
38100	0.003
38160	-0.001
38220	-0.003
38280	-0.004
38340	-0.004
38400	-0.004
38460	-0.004
38520	-0.004
38580	-0.004
38640	-0.004
38700	-0.004
38760	-0.004
38820	-0.004
38880	-0.004
38940	-0.004
39000	-0.004
39060	-0.004
39120	-0.004
39180	-0.004
39240	-0.004
39300	-0.004
39360	-0.004
39420	-0.004
39480	-0.004
39540	-0.004
39600	-0.004
39660	-0.004
39720	-0.002
39780	-0.004
39840	-0.004
39900	-0.004
39960	-0.004
40020	-0.004
40080	-0.002
40140	0
40200	-0.004

Elapsed Time [s]	Mass [mg/m3]
40260	-0.004
40320	-0.004
40380	-0.004
40440	-0.004
40500	-0.004
40560	-0.004
40620	-0.004
40680	-0.004
40740	-0.004
40800	-0.004
40860	-0.004
40920	-0.004
40980	-0.004
41040	-0.004

Instrument Name	DustTrak II	Temperature (F)	**63**
Model Number	8530	Precipitation (In)	**X**
Serial Number	8530163102	Wind Speed (MPH)	**ESE 11.1**
Firmware Version	3.8		
Calibration Date	4/4/2019		
Test Name	**DOWNWIND**		
Test Start Time	8:37:24 AM		
Test Start Date	**6/13/2019**		
Test Length [D:H:M]	0:11:15		
Test Interval [M:S]	1:00		
Mass Average [mg/m3]	0.005		
Mass Minimum [mg/m3]	0.001		
Mass Maximum [mg/m3]	0.118		
Mass TWA [mg/m3]	0.005		
Photometric User Cal	1		
Flow User Cal	0		
Errors			
Number of Samples	675		

Elapsed Time [s]	Mass [mg/m3]
60	0.072
120	0.007
180	0.006
240	0.009
300	0.007
360	0.006
420	0.011
480	0.016
540	0.009
600	0.016
660	0.026
720	0.03
780	0.022
840	0.055
900	0.054
960	0.039
1020	0.073
1080	0.089
1140	0.118
1200	0.052
1260	0.058
1320	0.019
1380	0.006
1440	0.009
1500	0.009
1560	0.005
1620	0.005

Elapsed Time [s]	Mass [mg/m3]
1680	0.006
1740	0.008
1800	0.009
1860	0.013
1920	0.008
1980	0.004
2040	0.006
2100	0.014
2160	0.022
2220	0.024
2280	0.028
2340	0.04
2400	0.046
2460	0.027
2520	0.026
2580	0.009
2640	0.024
2700	0.014
2760	0.01
2820	0.018
2880	0.011
2940	0.009
3000	0.007
3060	0.006
3120	0.005
3180	0.004
3240	0.004
3300	0.004
3360	0.004
3420	0.004
3480	0.004
3540	0.004
3600	0.004
3660	0.004
3720	0.004
3780	0.004
3840	0.006
3900	0.005
3960	0.004
4020	0.004
4080	0.004
4140	0.004
4200	0.004
4260	0.004
4320	0.004

Elapsed Time [s]	Mass [mg/m3]
4380	0.005
4440	0.008
4500	0.014
4560	0.018
4620	0.006
4680	0.015
4740	0.006
4800	0.02
4860	0.009
4920	0.005
4980	0.007
5040	0.008
5100	0.006
5160	0.004
5220	0.003
5280	0.003
5340	0.003
5400	0.003
5460	0.003
5520	0.003
5580	0.003
5640	0.003
5700	0.003
5760	0.003
5820	0.003
5880	0.003
5940	0.003
6000	0.003
6060	0.004
6120	0.003
6180	0.003
6240	0.003
6300	0.003
6360	0.004
6420	0.004
6480	0.004
6540	0.003
6600	0.004
6660	0.004
6720	0.003
6780	0.004
6840	0.003
6900	0.003
6960	0.003
7020	0.007
7080	0.003

Elapsed Time [s]	Mass [mg/m3]
7140	0.003
7200	0.004
7260	0.004
7320	0.016
7380	0.016
7440	0.015
7500	0.011
7560	0.018
7620	0.005
7680	0.011
7740	0.006
7800	0.008
7860	0.008
7920	0.004
7980	0.004
8040	0.005
8100	0.004
8160	0.006
8220	0.004
8280	0.007
8340	0.003
8400	0.003
8460	0.003
8520	0.005
8580	0.003
8640	0.003
8700	0.003
8760	0.003
8820	0.004
8880	0.005
8940	0.005
9000	0.01
9060	0.007
9120	0.01
9180	0.007
9240	0.004
9300	0.013
9360	0.004
9420	0.002
9480	0.003
9540	0.002
9600	0.004
9660	0.005
9720	0.009
9780	0.006
9840	0.002

Elapsed Time [s]	Mass [mg/m3]
9900	0.006
9960	0.004
10020	0.003
10080	0.007
10140	0.006
10200	0.003
10260	0.002
10320	0.002
10380	0.002
10440	0.002
10500	0.003
10560	0.003
10620	0.004
10680	0.002
10740	0.002
10800	0.002
10860	0.002
10920	0.007
10980	0.008
11040	0.007
11100	0.007
11160	0.006
11220	0.002
11280	0.002
11340	0.002
11400	0.002
11460	0.002
11520	0.002
11580	0.002
11640	0.002
11700	0.002
11760	0.002
11820	0.002
11880	0.002
11940	0.002
12000	0.002
12060	0.002
12120	0.002
12180	0.002
12240	0.002
12300	0.002
12360	0.003
12420	0.004
12480	0.005
12540	0.004
12600	0.004

Elapsed Time [s]	Mass [mg/m3]
12660	0.014
12720	0.032
12780	0.011
12840	0.002
12900	0.002
12960	0.002
13020	0.001
13080	0.002
13140	0.001
13200	0.001
13260	0.001
13320	0.001
13380	0.001
13440	0.001
13500	0.001
13560	0.002
13620	0.001
13680	0.001
13740	0.001
13800	0.001
13860	0.001
13920	0.001
13980	0.001
14040	0.001
14100	0.002
14160	0.002
14220	0.001
14280	0.003
14340	0.006
14400	0.001
14460	0.001
14520	0.001
14580	0.001
14640	0.001
14700	0.001
14760	0.001
14820	0.002
14880	0.002
14940	0.001
15000	0.001
15060	0.002
15120	0.001
15180	0.001
15240	0.001
15300	0.001
15360	0.002

Elapsed Time [s]	Mass [mg/m3]
15420	0.002
15480	0.001
15540	0.002
15600	0.001
15660	0.001
15720	0.001
15780	0.001
15840	0.001
15900	0.001
15960	0.001
16020	0.001
16080	0.001
16140	0.001
16200	0.003
16260	0.001
16320	0.001
16380	0.001
16440	0.001
16500	0.001
16560	0.001
16620	0.001
16680	0.001
16740	0.001
16800	0.001
16860	0.001
16920	0.001
16980	0.001
17040	0.001
17100	0.002
17160	0.001
17220	0.001
17280	0.001
17340	0.001
17400	0.001
17460	0.001
17520	0.001
17580	0.001
17640	0.001
17700	0.001
17760	0.001
17820	0.001
17880	0.001
17940	0.001
18000	0.001
18060	0.001
18120	0.001

Elapsed Time [s]	Mass [mg/m3]
18180	0.001
18240	0.001
18300	0.001
18360	0.001
18420	0.001
18480	0.001
18540	0.001
18600	0.001
18660	0.001
18720	0.001
18780	0.001
18840	0.001
18900	0.001
18960	0.001
19020	0.001
19080	0.001
19140	0.001
19200	0.001
19260	0.001
19320	0.001
19380	0.001
19440	0.001
19500	0.001
19560	0.001
19620	0.001
19680	0.001
19740	0.001
19800	0.001
19860	0.001
19920	0.001
19980	0.001
20040	0.001
20100	0.001
20160	0.001
20220	0.001
20280	0.001
20340	0.001
20400	0.001
20460	0.001
20520	0.001
20580	0.001
20640	0.001
20700	0.001
20760	0.001
20820	0.001
20880	0.001

Elapsed Time [s]	Mass [mg/m3]
20940	0.001
21000	0.001
21060	0.001
21120	0.001
21180	0.001
21240	0.001
21300	0.001
21360	0.001
21420	0.001
21480	0.001
21540	0.001
21600	0.001
21660	0.001
21720	0.001
21780	0.001
21840	0.001
21900	0.001
21960	0.001
22020	0.001
22080	0.001
22140	0.001
22200	0.001
22260	0.001
22320	0.001
22380	0.001
22440	0.001
22500	0.002
22560	0.001
22620	0.001
22680	0.001
22740	0.001
22800	0.001
22860	0.001
22920	0.001
22980	0.002
23040	0.001
23100	0.001
23160	0.001
23220	0.001
23280	0.001
23340	0.002
23400	0.001
23460	0.002
23520	0.001
23580	0.002
23640	0.002

Elapsed Time [s]	Mass [mg/m3]
23700	0.002
23760	0.002
23820	0.002
23880	0.002
23940	0.002
24000	0.002
24060	0.002
24120	0.002
24180	0.002
24240	0.002
24300	0.002
24360	0.002
24420	0.002
24480	0.002
24540	0.002
24600	0.002
24660	0.002
24720	0.002
24780	0.002
24840	0.002
24900	0.002
24960	0.004
25020	0.002
25080	0.002
25140	0.002
25200	0.002
25260	0.004
25320	0.004
25380	0.003
25440	0.003
25500	0.003
25560	0.003
25620	0.002
25680	0.002
25740	0.003
25800	0.002
25860	0.003
25920	0.003
25980	0.003
26040	0.003
26100	0.003
26160	0.003
26220	0.003
26280	0.002
26340	0.003
26400	0.003

Elapsed Time [s]	Mass [mg/m3]
26460	0.003
26520	0.003
26580	0.003
26640	0.003
26700	0.003
26760	0.003
26820	0.003
26880	0.003
26940	0.003
27000	0.003
27060	0.003
27120	0.003
27180	0.003
27240	0.003
27300	0.003
27360	0.003
27420	0.003
27480	0.003
27540	0.003
27600	0.003
27660	0.003
27720	0.003
27780	0.004
27840	0.006
27900	0.004
27960	0.006
28020	0.007
28080	0.005
28140	0.004
28200	0.007
28260	0.005
28320	0.005
28380	0.008
28440	0.009
28500	0.011
28560	0.008
28620	0.034
28680	0.011
28740	0.004
28800	0.003
28860	0.004
28920	0.004
28980	0.004
29040	0.005
29100	0.006
29160	0.017

Elapsed Time [s]	Mass [mg/m3]
29220	0.01
29280	0.004
29340	0.008
29400	0.007
29460	0.005
29520	0.004
29580	0.004
29640	0.004
29700	0.005
29760	0.004
29820	0.005
29880	0.009
29940	0.012
30000	0.016
30060	0.011
30120	0.008
30180	0.007
30240	0.006
30300	0.005
30360	0.005
30420	0.004
30480	0.004
30540	0.004
30600	0.004
30660	0.005
30720	0.007
30780	0.005
30840	0.005
30900	0.011
30960	0.016
31020	0.009
31080	0.02
31140	0.025
31200	0.017
31260	0.006
31320	0.008
31380	0.008
31440	0.004
31500	0.004
31560	0.004
31620	0.004
31680	0.004
31740	0.004
31800	0.003
31860	0.004
31920	0.003

Elapsed Time [s]	Mass [mg/m3]
31980	0.003
32040	0.003
32100	0.003
32160	0.004
32220	0.006
32280	0.007
32340	0.007
32400	0.008
32460	0.006
32520	0.004
32580	0.005
32640	0.008
32700	0.006
32760	0.004
32820	0.004
32880	0.003
32940	0.003
33000	0.003
33060	0.003
33120	0.003
33180	0.003
33240	0.003
33300	0.003
33360	0.002
33420	0.002
33480	0.002
33540	0.002
33600	0.002
33660	0.002
33720	0.002
33780	0.002
33840	0.002
33900	0.003
33960	0.003
34020	0.003
34080	0.003
34140	0.003
34200	0.003
34260	0.003
34320	0.003
34380	0.003
34440	0.003
34500	0.003
34560	0.003
34620	0.003
34680	0.003

Elapsed Time [s]	Mass [mg/m3]
34740	0.004
34800	0.003
34860	0.003
34920	0.003
34980	0.003
35040	0.003
35100	0.003
35160	0.003
35220	0.003
35280	0.003
35340	0.003
35400	0.003
35460	0.002
35520	0.003
35580	0.003
35640	0.003
35700	0.003
35760	0.003
35820	0.002
35880	0.002
35940	0.002
36000	0.002
36060	0.003
36120	0.002
36180	0.002
36240	0.002
36300	0.002
36360	0.002
36420	0.002
36480	0.002
36540	0.002
36600	0.002
36660	0.002
36720	0.002
36780	0.002
36840	0.002
36900	0.002
36960	0.002
37020	0.003
37080	0.002
37140	0.003
37200	0.008
37260	0.007
37320	0.005
37380	0.002
37440	0.005

Elapsed Time [s]	Mass [mg/m3]
37500	0.007
37560	0.004
37620	0.007
37680	0.007
37740	0.005
37800	0.005
37860	0.006
37920	0.005
37980	0.003
38040	0.003
38100	0.002
38160	0.002
38220	0.002
38280	0.002
38340	0.002
38400	0.002
38460	0.002
38520	0.002
38580	0.002
38640	0.002
38700	0.002
38760	0.002
38820	0.002
38880	0.004
38940	0.005
39000	0.005
39060	0.003
39120	0.01
39180	0.016
39240	0.002
39300	0.004
39360	0.006
39420	0.002
39480	0.002
39540	0.002
39600	0.003
39660	0.002
39720	0.004
39780	0.01
39840	0.006
39900	0.008
39960	0.004
40020	0.005
40080	0.002
40140	0.002
40200	0.002

Elapsed Time [s]	Mass [mg/m3]
40260	0.002
40320	0.002
40380	0.002
40440	0.002
40500	0.002

7/15/2019

Instrument Name	DustTrak II	Temperature (F)	**81**
Model Number	8530	Precipitation (In)	**X**
Serial Number	8530162710	Wind Speed (MPH)	**N 7.4**
Firmware Version	3.9		
Calibration Date	7/2/2019		
Test Name	**UPWIND**		
Test Start Time	9:37:49 AM		
Test Start Date	**7/15/2019**		
Test Length [D:H:M]	0:06:20		
Test Interval [M:S]	1:00		
Mass Average [mg/m3]	0.003		
Mass Minimum [mg/m3]	0		
Mass Maximum [mg/m3]	0.023		
Mass TWA [mg/m3]	0.002		
Photometric User Cal	1		
Flow User Cal	0		
Errors			
Number of Samples	380		

Elapsed Time [s]	Mass [mg/m3]
60	0.013
120	0.009
180	0.009
240	0.011
300	0.009
360	0.008
420	0.009
480	0.009
540	0.008
600	0.008
660	0.008
720	0.009
780	0.015
840	0.01
900	0.008
960	0.009
1020	0.01
1080	0.01
1140	0.009
1200	0.01
1260	0.01
1320	0.008
1380	0.008
1440	0.009
1500	0.01
1560	0.009
1620	0.009
1680	0.015
1740	0.008
1800	0.008
1860	0.009
1920	0.009
1980	0.007
2040	0.008
2100	0.007

Elapsed Time [s]	Mass [mg/m3]
2160	0.008
2220	0.007
2280	0.01
2340	0.008
2400	0.008
2460	0.008
2520	0.01
2580	0.013
2640	0.023
2700	0.01
2760	0.008
2820	0.007
2880	0.009
2940	0.007
3000	0.007
3060	0.007
3120	0.01
3180	0.007
3240	0.007
3300	0.008
3360	0.015
3420	0.006
3480	0.006
3540	0.009
3600	0.006
3660	0.005
3720	0.004
3780	0.004
3840	0.004
3900	0.005
3960	0.005
4020	0.007
4080	0.008
4140	0.005
4200	0.004
4260	0.005
4320	0.004
4380	0.004
4440	0.004
4500	0.004
4560	0.004
4620	0.004
4680	0.004
4740	0.004
4800	0.004
4860	0.004
4920	0.005
4980	0.004
5040	0.004
5100	0.004
5160	0.005
5220	0.005
5280	0.004
5340	0.004

Elapsed Time [s]	Mass [mg/m3]
5400	0.004
5460	0.005
5520	0.008
5580	0.005
5640	0.004
5700	0.004
5760	0.004
5820	0.004
5880	0.004
5940	0.006
6000	0.005
6060	0.005
6120	0.004
6180	0.004
6240	0.004
6300	0.013
6360	0.011
6420	0.004
6480	0.004
6540	0.005
6600	0.004
6660	0.004
6720	0.004
6780	0.003
6840	0.003
6900	0.003
6960	0.001
7020	0.001
7080	0.001
7140	0.002
7200	0.001
7260	0.004
7320	0.001
7380	0.001
7440	0.004
7500	0.005
7560	0.002
7620	0.002
7680	0.003
7740	0.002
7800	0.001
7860	0.002
7920	0.002
7980	0.001
8040	0.001
8100	0.004
8160	0.001
8220	0.005
8280	0.008
8340	0.004
8400	0.002
8460	0.007
8520	0.003
8580	0.002

Elapsed Time [s]	Mass [mg/m3]
8640	0.001
8700	0.002
8760	0.001
8820	0.001
8880	0
8940	0.001
9000	0.001
9060	0
9120	0
9180	0.001
9240	0.001
9300	0
9360	0
9420	0.001
9480	0
9540	0.001
9600	0.003
9660	0.001
9720	0
9780	0.003
9840	0.001
9900	0.001
9960	0.008
10020	0.019
10080	0
10140	0
10200	0.001
10260	0.001
10320	0.001
10380	0.001
10440	0.001
10500	0.001
10560	0.001
10620	0.004
10680	0.001
10740	0.001
10800	0.001
10860	0.001
10920	0.001
10980	0.001
11040	0.001
11100	0.006
11160	0.005
11220	0.001
11280	0.001
11340	0.001
11400	0.006
11460	0.006
11520	0.006
11580	0.003
11640	0.007
11700	0.003
11760	0.003
11820	0.003

Elapsed Time [s]	Mass [mg/m3]
11880	0.002
11940	0.005
12000	0.002
12060	0.004
12120	0.002
12180	0.003
12240	0.004
12300	0.007
12360	0.003
12420	0.001
12480	0.005
12540	0.001
12600	0.001
12660	0.003
12720	0.001
12780	0.001
12840	0.003
12900	0.009
12960	0.001
13020	0
13080	0
13140	0
13200	0
13260	0
13320	0.001
13380	0
13440	0
13500	0.001
13560	0
13620	0
13680	0
13740	0
13800	0
13860	0.001
13920	0.002
13980	0
14040	0
14100	0.001
14160	0
14220	0
14280	0
14340	0
14400	0
14460	0
14520	0
14580	0
14640	0
14700	0
14760	0
14820	0.001
14880	0
14940	0
15000	0
15060	0

Elapsed Time [s]	Mass [mg/m3]
15120	0
15180	0
15240	0
15300	0
15360	0
15420	0
15480	0
15540	0
15600	0
15660	0.001
15720	0
15780	0.001
15840	0.006
15900	0
15960	0
16020	0
16080	0
16140	0
16200	0
16260	0
16320	0
16380	0
16440	0
16500	0
16560	0
16620	0
16680	0
16740	0
16800	0
16860	0
16920	0
16980	0
17040	0
17100	0.002
17160	0
17220	0
17280	0
17340	0
17400	0.005
17460	0
17520	0
17580	0
17640	0
17700	0
17760	0
17820	0
17880	0
17940	0
18000	0
18060	0.001
18120	0.001
18180	0
18240	0
18300	0

Elapsed Time [s]	Mass [mg/m3]
18360	0.001
18420	0
18480	0
18540	0
18600	0
18660	0
18720	0
18780	0
18840	0
18900	0
18960	0
19020	0
19080	0
19140	0
19200	0
19260	0.003
19320	0.001
19380	0
19440	0
19500	0
19560	0
19620	0
19680	0
19740	0
19800	0
19860	0
19920	0
19980	0.001
20040	0
20100	0
20160	0
20220	0
20280	0
20340	0
20400	0
20460	0
20520	0
20580	0
20640	0
20700	0
20760	0
20820	0
20880	0
20940	0
21000	0
21060	0
21120	0
21180	0
21240	0
21300	0
21360	0
21420	0
21480	0
21540	0

Elapsed Time [s]	Mass [mg/m3]
21600	0
21660	0
21720	0
21780	0.001
21840	0
21900	0
21960	0
22020	0
22080	0
22140	0
22200	0
22260	0
22320	0
22380	0
22440	0
22500	0
22560	0
22620	0
22680	0
22740	0
22800	0

Elapsed Time [s]	Mass [mg/m3]		
Instrument Name	DustTrak II	Temperature (F)	**81**
Model Number	8530	Precipitation (In)	**X**
Serial Number	8530142613	Wind Speed (MPH)	**N 7.4**
Firmware Version	3.9		
Calibration Date	7/1/2019		
Test Name	**DOWNWIND**		
Test Start Time	9:41:14 AM		
Test Start Date	**7/15/2019**		
Test Length [D:H:M]	0:06:21		
Test Interval [M:S]	1:00		
Mass Average [mg/m3]	0.003		
Mass Minimum [mg/m3]	0		
Mass Maximum [mg/m3]	0.021		
Mass TWA [mg/m3]	0.002		
Photometric User Cal	1		
Flow User Cal	0		
Errors			
Number of Samples	381		

Elapsed Time [s]	Mass [mg/m3]
60	0.014
120	0.01
180	0.01
240	0.01
300	0.01
360	0.01
420	0.01
480	0.011
540	0.009
600	0.008
660	0.009
720	0.009
780	0.01
840	0.009
900	0.009
960	0.011
1020	0.01
1080	0.01
1140	0.01
1200	0.01
1260	0.013
1320	0.007
1380	0.008
1440	0.008
1500	0.007
1560	0.007
1620	0.007
1680	0.008
1740	0.009
1800	0.009
1860	0.009
1920	0.009
1980	0.009
2040	0.007

Elapsed Time [s]	Mass [mg/m3]
2100	0.008
2160	0.008
2220	0.008
2280	0.009
2340	0.008
2400	0.007
2460	0.007
2520	0.007
2580	0.007
2640	0.007
2700	0.007
2760	0.007
2820	0.006
2880	0.009
2940	0.008
3000	0.007
3060	0.007
3120	0.006
3180	0.006
3240	0.006
3300	0.008
3360	0.005
3420	0.006
3480	0.005
3540	0.006
3600	0.005
3660	0.005
3720	0.005
3780	0.004
3840	0.005
3900	0.005
3960	0.005
4020	0.011
4080	0.011
4140	0.005
4200	0.004
4260	0.006
4320	0.005
4380	0.004
4440	0.004
4500	0.004
4560	0.004
4620	0.004
4680	0.004
4740	0.004
4800	0.004
4860	0.004
4920	0.004
4980	0.004
5040	0.005
5100	0.004
5160	0.005
5220	0.004
5280	0.004

Elapsed Time [s]	Mass [mg/m3]
5340	0.004
5400	0.005
5460	0.006
5520	0.004
5580	0.004
5640	0.004
5700	0.004
5760	0.004
5820	0.005
5880	0.004
5940	0.004
6000	0.004
6060	0.004
6120	0.004
6180	0.004
6240	0.005
6300	0.004
6360	0.004
6420	0.004
6480	0.004
6540	0.004
6600	0.004
6660	0.004
6720	0.003
6780	0.002
6840	0.002
6900	0.001
6960	0.002
7020	0.001
7080	0.001
7140	0.001
7200	0.001
7260	0.001
7320	0.001
7380	0.001
7440	0.002
7500	0.002
7560	0.002
7620	0.002
7680	0.001
7740	0.001
7800	0.001
7860	0.002
7920	0
7980	0
8040	0
8100	0.002
8160	0
8220	0.001
8280	0.002
8340	0.004
8400	0.003
8460	0.002
8520	0.001

Elapsed Time [s]	Mass [mg/m3]
8580	0
8640	0.001
8700	0.001
8760	0
8820	0
8880	0
8940	0
9000	0
9060	0
9120	0
9180	0
9240	0
9300	0
9360	0
9420	0
9480	0
9540	0.001
9600	0.001
9660	0.001
9720	0.002
9780	0.002
9840	0.001
9900	0.002
9960	0.001
10020	0.021
10080	0.001
10140	0.001
10200	0.003
10260	0.002
10320	0.004
10380	0.004
10440	0.002
10500	0.001
10560	0.002
10620	0.002
10680	0.001
10740	0.001
10800	0.001
10860	0.001
10920	0.002
10980	0.002
11040	0.001
11100	0.002
11160	0.012
11220	0.002
11280	0.003
11340	0.005
11400	0.004
11460	0.007
11520	0.008
11580	0.009
11640	0.004
11700	0.003
11760	0.002

Elapsed Time [s]	Mass [mg/m3]
11820	0.002
11880	0.002
11940	0.003
12000	0.002
12060	0.002
12120	0.002
12180	0.002
12240	0.002
12300	0.001
12360	0.001
12420	0.002
12480	0.001
12540	0.003
12600	0.003
12660	0.002
12720	0.001
12780	0.001
12840	0.001
12900	0.001
12960	0.001
13020	0.001
13080	0.001
13140	0.001
13200	0.001
13260	0.001
13320	0.001
13380	0.001
13440	0.001
13500	0.001
13560	0.001
13620	0.001
13680	0.001
13740	0.001
13800	0.001
13860	0.002
13920	0.003
13980	0.001
14040	0.001
14100	0.001
14160	0
14220	0
14280	0.001
14340	0
14400	0
14460	0.001
14520	0.001
14580	0.001
14640	0.001
14700	0
14760	0
14820	0
14880	0
14940	0.001
15000	0

Elapsed Time [s]	Mass [mg/m3]
15060	0
15120	0
15180	0.001
15240	0
15300	0.001
15360	0.001
15420	0
15480	0
15540	0
15600	0.003
15660	0.007
15720	0.001
15780	0.001
15840	0.001
15900	0
15960	0.001
16020	0
16080	0
16140	0
16200	0.001
16260	0
16320	0
16380	0
16440	0
16500	0
16560	0
16620	0
16680	0
16740	0
16800	0.001
16860	0
16920	0
16980	0
17040	0.001
17100	0
17160	0.001
17220	0.001
17280	0
17340	0
17400	0
17460	0
17520	0
17580	0.001
17640	0
17700	0.001
17760	0
17820	0
17880	0
17940	0.001
18000	0.001
18060	0
18120	0.001
18180	0
18240	0.001

Elapsed Time [s]	Mass [mg/m3]
18300	0
18360	0
18420	0
18480	0.001
18540	0.001
18600	0
18660	0.001
18720	0
18780	0
18840	0
18900	0
18960	0
19020	0
19080	0.001
19140	0.001
19200	0.001
19260	0.001
19320	0.001
19380	0.001
19440	0.001
19500	0.001
19560	0.001
19620	0.001
19680	0.001
19740	0.001
19800	0.001
19860	0.001
19920	0.001
19980	0.001
20040	0.001
20100	0.001
20160	0.001
20220	0.001
20280	0.001
20340	0.001
20400	0.006
20460	0.001
20520	0.001
20580	0.001
20640	0.001
20700	0.001
20760	0.001
20820	0.001
20880	0.001
20940	0.001
21000	0.001
21060	0.001
21120	0.001
21180	0.001
21240	0.001
21300	0.001
21360	0.001
21420	0.001
21480	0.001

Elapsed Time [s]	Mass [mg/m3]
21540	0.001
21600	0.001
21660	0.001
21720	0.001
21780	0.001
21840	0.001
21900	0.001
21960	0.001
22020	0.001
22080	0.001
22140	0.001
22200	0.001
22260	0.001
22320	0
22380	0.001
22440	0.001
22500	0.001
22560	0
22620	0.005
22680	0.005
22740	0.001
22800	0.001
22860	0.001

7/16/2019

Instrument Name	DustTrak II	Temperature (F)	**90**
Model Number	8530	Precipitation (In)	**X**
Serial Number	8530162710	Wind Speed (MPH)	**W 6.8**
Firmware Version	3.9		
Calibration Date	7/2/2019		
Test Name	**UPWIND**		
Test Start Time	7:15:20 AM		
Test Start Date	**7/16/2019**		
Test Length [D:H:M]	0:09:54		
Test Interval [M:S]	1:00		
Mass Average [mg/m3]	0.022		
Mass Minimum [mg/m3]	0.008		
Mass Maximum [mg/m3]	0.405		
Mass TWA [mg/m3]	0		
Photometric User Cal	1		
Flow User Cal	0		
Errors			
Number of Samples	594		

Elapsed Time [s]	Mass [mg/m3]
60	0.02
120	0.021
180	0.021
240	0.021
300	0.022
360	0.022
420	0.022
480	0.022
540	0.022
600	0.021
660	0.021
720	0.021
780	0.022
840	0.022
900	0.021
960	0.021
1020	0.021
1080	0.021
1140	0.021
1200	0.021
1260	0.021
1320	0.021
1380	0.02
1440	0.02
1500	0.02
1560	0.02
1620	0.019
1680	0.019
1740	0.019
1800	0.019
1860	0.019
1920	0.018
1980	0.019
2040	0.019
2100	0.019

Elapsed Time [s]	Mass [mg/m3]
2160	0.018
2220	0.018
2280	0.018
2340	0.017
2400	0.017
2460	0.018
2520	0.018
2580	0.018
2640	0.017
2700	0.017
2760	0.018
2820	0.017
2880	0.017
2940	0.017
3000	0.018
3060	0.029
3120	0.017
3180	0.018
3240	0.018
3300	0.017
3360	0.016
3420	0.016
3480	0.016
3540	0.016
3600	0.016
3660	0.016
3720	0.016
3780	0.016
3840	0.016
3900	0.017
3960	0.017
4020	0.017
4080	0.017
4140	0.018
4200	0.019
4260	0.028
4320	0.045
4380	0.068
4440	0.068
4500	0.064
4560	0.074
4620	0.076
4680	0.085
4740	0.092
4800	0.065
4860	0.056
4920	0.049
4980	0.033
5040	0.03
5100	0.043
5160	0.029
5220	0.03
5280	0.027
5340	0.027

Elapsed Time [s]	Mass [mg/m3]
5400	0.035
5460	0.028
5520	0.026
5580	0.024
5640	0.027
5700	0.027
5760	0.027
5820	0.03
5880	0.03
5940	0.03
6000	0.03
6060	0.036
6120	0.036
6180	0.036
6240	0.034
6300	0.034
6360	0.032
6420	0.033
6480	0.032
6540	0.033
6600	0.034
6660	0.035
6720	0.037
6780	0.044
6840	0.043
6900	0.042
6960	0.045
7020	0.032
7080	0.036
7140	0.025
7200	0.024
7260	0.019
7320	0.018
7380	0.022
7440	0.026
7500	0.029
7560	0.027
7620	0.025
7680	0.025
7740	0.026
7800	0.026
7860	0.025
7920	0.027
7980	0.025
8040	0.024
8100	0.025
8160	0.024
8220	0.021
8280	0.022
8340	0.02
8400	0.019
8460	0.018
8520	0.02
8580	0.019

Elapsed Time [s]	Mass [mg/m3]
8640	0.018
8700	0.018
8760	0.017
8820	0.017
8880	0.018
8940	0.018
9000	0.018
9060	0.017
9120	0.017
9180	0.017
9240	0.017
9300	0.018
9360	0.018
9420	0.018
9480	0.018
9540	0.019
9600	0.019
9660	0.018
9720	0.018
9780	0.017
9840	0.019
9900	0.023
9960	0.026
10020	0.019
10080	0.013
10140	0.012
10200	0.012
10260	0.012
10320	0.012
10380	0.012
10440	0.012
10500	0.014
10560	0.013
10620	0.013
10680	0.013
10740	0.012
10800	0.013
10860	0.012
10920	0.012
10980	0.012
11040	0.013
11100	0.014
11160	0.012
11220	0.012
11280	0.012
11340	0.011
11400	0.011
11460	0.011
11520	0.011
11580	0.012
11640	0.011
11700	0.013
11760	0.012
11820	0.014

Elapsed Time [s]	Mass [mg/m3]
11880	0.013
11940	0.012
12000	0.012
12060	0.011
12120	0.012
12180	0.011
12240	0.011
12300	0.012
12360	0.012
12420	0.011
12480	0.011
12540	0.012
12600	0.011
12660	0.016
12720	0.013
12780	0.011
12840	0.011
12900	0.013
12960	0.015
13020	0.011
13080	0.012
13140	0.011
13200	0.011
13260	0.011
13320	0.011
13380	0.011
13440	0.011
13500	0.012
13560	0.012
13620	0.012
13680	0.011
13740	0.012
13800	0.016
13860	0.018
13920	0.021
13980	0.015
14040	0.015
14100	0.016
14160	0.013
14220	0.01
14280	0.011
14340	0.014
14400	0.012
14460	0.016
14520	0.011
14580	0.014
14640	0.014
14700	0.014
14760	0.013
14820	0.014
14880	0.05
14940	0.018
15000	0.015
15060	0.019

Elapsed Time [s]	Mass [mg/m3]
15120	0.026
15180	0.021
15240	0.012
15300	0.012
15360	0.012
15420	0.012
15480	0.012
15540	0.013
15600	0.011
15660	0.012
15720	0.011
15780	0.012
15840	0.012
15900	0.014
15960	0.014
16020	0.017
16080	0.016
16140	0.013
16200	0.012
16260	0.014
16320	0.014
16380	0.014
16440	0.015
16500	0.014
16560	0.018
16620	0.02
16680	0.018
16740	0.014
16800	0.013
16860	0.013
16920	0.015
16980	0.015
17040	0.02
17100	0.019
17160	0.014
17220	0.016
17280	0.015
17340	0.014
17400	0.014
17460	0.014
17520	0.014
17580	0.013
17640	0.014
17700	0.015
17760	0.016
17820	0.017
17880	0.017
17940	0.014
18000	0.015
18060	0.016
18120	0.016
18180	0.014
18240	0.013
18300	0.013

Elapsed Time [s]	Mass [mg/m3]
18360	0.013
18420	0.015
18480	0.014
18540	0.018
18600	0.016
18660	0.014
18720	0.014
18780	0.019
18840	0.018
18900	0.018
18960	0.016
19020	0.015
19080	0.014
19140	0.015
19200	0.015
19260	0.013
19320	0.015
19380	0.016
19440	0.02
19500	0.024
19560	0.018
19620	0.019
19680	0.023
19740	0.028
19800	0.034
19860	0.026
19920	0.052
19980	0.022
20040	0.032
20100	0.022
20160	0.042
20220	0.095
20280	0.035
20340	0.082
20400	0.022
20460	0.019
20520	0.021
20580	0.02
20640	0.068
20700	0.02
20760	0.031
20820	0.015
20880	0.014
20940	0.014
21000	0.014
21060	0.014
21120	0.019
21180	0.015
21240	0.026
21300	0.029
21360	0.024
21420	0.06
21480	0.017
21540	0.014

Elapsed Time [s]	Mass [mg/m3]
21600	0.016
21660	0.016
21720	0.025
21780	0.017
21840	0.016
21900	0.02
21960	0.021
22020	0.017
22080	0.015
22140	0.016
22200	0.014
22260	0.032
22320	0.016
22380	0.031
22440	0.034
22500	0.037
22560	0.04
22620	0.015
22680	0.015
22740	0.015
22800	0.015
22860	0.021
22920	0.018
22980	0.017
23040	0.017
23100	0.018
23160	0.02
23220	0.015
23280	0.015
23340	0.02
23400	0.017
23460	0.014
23520	0.02
23580	0.018
23640	0.025
23700	0.015
23760	0.018
23820	0.019
23880	0.018
23940	0.014
24000	0.019
24060	0.024
24120	0.051
24180	0.024
24240	0.015
24300	0.017
24360	0.015
24420	0.028
24480	0.019
24540	0.037
24600	0.017
24660	0.015
24720	0.014
24780	0.023

Elapsed Time [s]	Mass [mg/m3]
24840	0.015
24900	0.016
24960	0.015
25020	0.015
25080	0.024
25140	0.044
25200	0.055
25260	0.017
25320	0.05
25380	0.057
25440	0.015
25500	0.015
25560	0.026
25620	0.022
25680	0.015
25740	0.017
25800	0.018
25860	0.023
25920	0.038
25980	0.023
26040	0.02
26100	0.026
26160	0.019
26220	0.017
26280	0.023
26340	0.016
26400	0.037
26460	0.013
26520	0.013
26580	0.025
26640	0.018
26700	0.026
26760	0.035
26820	0.055
26880	0.023
26940	0.034
27000	0.016
27060	0.021
27120	0.016
27180	0.018
27240	0.019
27300	0.016
27360	0.013
27420	0.021
27480	0.014
27540	0.014
27600	0.013
27660	0.012
27720	0.012
27780	0.012
27840	0.014
27900	0.014
27960	0.013
28020	0.021

Elapsed Time [s]	Mass [mg/m3]
28080	0.014
28140	0.018
28200	0.017
28260	0.02
28320	0.018
28380	0.024
28440	0.018
28500	0.039
28560	0.026
28620	0.08
28680	0.023
28740	0.102
28800	0.042
28860	0.125
28920	0.405
28980	0.034
29040	0.07
29100	0.037
29160	0.018
29220	0.015
29280	0.012
29340	0.018
29400	0.024
29460	0.01
29520	0.01
29580	0.01
29640	0.011
29700	0.011
29760	0.012
29820	0.012
29880	0.013
29940	0.01
30000	0.012
30060	0.013
30120	0.013
30180	0.01
30240	0.011
30300	0.011
30360	0.012
30420	0.01
30480	0.011
30540	0.01
30600	0.01
30660	0.01
30720	0.009
30780	0.009
30840	0.01
30900	0.01
30960	0.01
31020	0.012
31080	0.01
31140	0.009
31200	0.01
31260	0.01

Elapsed Time [s]	Mass [mg/m3]
31320	0.01
31380	0.01
31440	0.01
31500	0.01
31560	0.01
31620	0.01
31680	0.01
31740	0.01
31800	0.01
31860	0.01
31920	0.009
31980	0.01
32040	0.01
32100	0.009
32160	0.009
32220	0.009
32280	0.01
32340	0.01
32400	0.01
32460	0.009
32520	0.018
32580	0.01
32640	0.016
32700	0.011
32760	0.011
32820	0.029
32880	0.01
32940	0.021
33000	0.032
33060	0.109
33120	0.03
33180	0.013
33240	0.028
33300	0.022
33360	0.017
33420	0.012
33480	0.046
33540	0.064
33600	0.118
33660	0.051
33720	0.049
33780	0.09
33840	0.071
33900	0.03
33960	0.017
34020	0.01
34080	0.014
34140	0.017
34200	0.014
34260	0.017
34320	0.026
34380	0.014
34440	0.013
34500	0.013

Elapsed Time [s]	Mass [mg/m3]
34560	0.013
34620	0.014
34680	0.017
34740	0.014
34800	0.015
34860	0.018
34920	0.024
34980	0.008
35040	0.027
35100	0.028
35160	0.018
35220	0.021
35280	0.02
35340	0.016
35400	0.016
35460	0.019
35520	0.025
35580	0.052
35640	0.037

Instrument Name	DustTrak II	Temperature (F)	**90**
Model Number	8530	Precipitation (In)	**X**
Serial Number	8530142613	Wind Speed (MPH)	**W 6.8**
Firmware Version	3.9		
Calibration Date	7/1/2019		
Test Name	**DOWNWIND**		
Test Start Time	7:13:54 AM		
Test Start Date	**7/16/2019**		
Test Length [D:H:M]	0:09:57		
Test Interval [M:S]	1:00		
Mass Average [mg/m3]	0.015		
Mass Minimum [mg/m3]	0.007		
Mass Maximum [mg/m3]	0.067		
Mass TWA [mg/m3]	0		
Photometric User Cal	1		
Flow User Cal	0		
Errors			
Number of Samples	597		

Elapsed Time [s]	Mass [mg/m3]
60	0.021
120	0.021
180	0.02
240	0.02
300	0.02
360	0.02
420	0.019
480	0.019
540	0.019
600	0.019
660	0.019
720	0.019
780	0.019
840	0.019
900	0.019
960	0.02
1020	0.02
1080	0.02
1140	0.019
1200	0.02
1260	0.019
1320	0.019
1380	0.019
1440	0.02
1500	0.019
1560	0.019
1620	0.019
1680	0.019
1740	0.019
1800	0.019
1860	0.018
1920	0.018
1980	0.02
2040	0.018
2100	0.018

Elapsed Time [s]	Mass [mg/m3]
2160	0.018
2220	0.019
2280	0.019
2340	0.019
2400	0.017
2460	0.017
2520	0.017
2580	0.017
2640	0.018
2700	0.017
2760	0.017
2820	0.02
2880	0.018
2940	0.018
3000	0.017
3060	0.019
3120	0.019
3180	0.017
3240	0.016
3300	0.016
3360	0.017
3420	0.017
3480	0.016
3540	0.017
3600	0.016
3660	0.034
3720	0.02
3780	0.016
3840	0.016
3900	0.016
3960	0.015
4020	0.016
4080	0.016
4140	0.016
4200	0.016
4260	0.019
4320	0.021
4380	0.028
4440	0.062
4500	0.065
4560	0.062
4620	0.059
4680	0.062
4740	0.061
4800	0.064
4860	0.067
4920	0.061
4980	0.05
5040	0.045
5100	0.035
5160	0.032
5220	0.023
5280	0.022
5340	0.024

Elapsed Time [s]	Mass [mg/m3]
5400	0.026
5460	0.033
5520	0.039
5580	0.026
5640	0.021
5700	0.029
5760	0.029
5820	0.036
5880	0.033
5940	0.029
6000	0.032
6060	0.038
6120	0.035
6180	0.04
6240	0.039
6300	0.037
6360	0.037
6420	0.036
6480	0.036
6540	0.034
6600	0.033
6660	0.034
6720	0.033
6780	0.035
6840	0.035
6900	0.039
6960	0.039
7020	0.032
7080	0.038
7140	0.028
7200	0.019
7260	0.019
7320	0.019
7380	0.02
7440	0.02
7500	0.017
7560	0.018
7620	0.021
7680	0.022
7740	0.02
7800	0.022
7860	0.019
7920	0.015
7980	0.018
8040	0.018
8100	0.021
8160	0.02
8220	0.021
8280	0.018
8340	0.017
8400	0.016
8460	0.017
8520	0.012
8580	0.013

Elapsed Time [s]	Mass [mg/m3]
8640	0.015
8700	0.018
8760	0.017
8820	0.016
8880	0.015
8940	0.015
9000	0.014
9060	0.014
9120	0.014
9180	0.014
9240	0.017
9300	0.015
9360	0.015
9420	0.015
9480	0.015
9540	0.015
9600	0.016
9660	0.016
9720	0.015
9780	0.015
9840	0.015
9900	0.015
9960	0.021
10020	0.022
10080	0.02
10140	0.017
10200	0.015
10260	0.01
10320	0.01
10380	0.01
10440	0.01
10500	0.009
10560	0.01
10620	0.009
10680	0.011
10740	0.012
10800	0.011
10860	0.011
10920	0.01
10980	0.01
11040	0.009
11100	0.01
11160	0.01
11220	0.01
11280	0.01
11340	0.01
11400	0.009
11460	0.009
11520	0.01
11580	0.009
11640	0.009
11700	0.009
11760	0.01
11820	0.01

Elapsed Time [s]	Mass [mg/m3]
11880	0.01
11940	0.01
12000	0.01
12060	0.01
12120	0.01
12180	0.009
12240	0.01
12300	0.01
12360	0.009
12420	0.009
12480	0.011
12540	0.01
12600	0.009
12660	0.009
12720	0.009
12780	0.011
12840	0.011
12900	0.01
12960	0.009
13020	0.009
13080	0.01
13140	0.013
13200	0.012
13260	0.009
13320	0.009
13380	0.009
13440	0.009
13500	0.009
13560	0.009
13620	0.009
13680	0.009
13740	0.009
13800	0.01
13860	0.009
13920	0.01
13980	0.01
14040	0.01
14100	0.009
14160	0.009
14220	0.009
14280	0.01
14340	0.009
14400	0.01
14460	0.01
14520	0.01
14580	0.011
14640	0.01
14700	0.01
14760	0.01
14820	0.014
14880	0.019
14940	0.009
15000	0.009
15060	0.01

Elapsed Time [s]	Mass [mg/m3]
15120	0.009
15180	0.009
15240	0.01
15300	0.011
15360	0.01
15420	0.009
15480	0.009
15540	0.009
15600	0.009
15660	0.009
15720	0.011
15780	0.009
15840	0.009
15900	0.009
15960	0.009
16020	0.009
16080	0.012
16140	0.013
16200	0.013
16260	0.016
16320	0.012
16380	0.011
16440	0.011
16500	0.013
16560	0.012
16620	0.015
16680	0.013
16740	0.015
16800	0.014
16860	0.012
16920	0.015
16980	0.011
17040	0.011
17100	0.016
17160	0.013
17220	0.014
17280	0.015
17340	0.019
17400	0.012
17460	0.013
17520	0.012
17580	0.014
17640	0.012
17700	0.011
17760	0.013
17820	0.012
17880	0.014
17940	0.015
18000	0.016
18060	0.015
18120	0.014
18180	0.012
18240	0.013
18300	0.015

Elapsed Time [s]	Mass [mg/m3]
18360	0.015
18420	0.012
18480	0.012
18540	0.011
18600	0.012
18660	0.014
18720	0.014
18780	0.013
18840	0.012
18900	0.012
18960	0.014
19020	0.013
19080	0.016
19140	0.016
19200	0.015
19260	0.013
19320	0.015
19380	0.015
19440	0.012
19500	0.013
19560	0.012
19620	0.013
19680	0.016
19740	0.018
19800	0.012
19860	0.012
19920	0.011
19980	0.03
20040	0.018
20100	0.019
20160	0.014
20220	0.015
20280	0.013
20340	0.012
20400	0.014
20460	0.013
20520	0.023
20580	0.033
20640	0.02
20700	0.017
20760	0.013
20820	0.014
20880	0.012
20940	0.013
21000	0.014
21060	0.012
21120	0.012
21180	0.012
21240	0.012
21300	0.012
21360	0.014
21420	0.013
21480	0.024
21540	0.017

Elapsed Time [s]	Mass [mg/m3]
21600	0.014
21660	0.015
21720	0.016
21780	0.016
21840	0.014
21900	0.024
21960	0.023
22020	0.014
22080	0.017
22140	0.014
22200	0.014
22260	0.012
22320	0.012
22380	0.012
22440	0.012
22500	0.012
22560	0.014
22620	0.014
22680	0.023
22740	0.016
22800	0.013
22860	0.012
22920	0.012
22980	0.012
23040	0.013
23100	0.013
23160	0.013
23220	0.014
23280	0.016
23340	0.013
23400	0.013
23460	0.014
23520	0.013
23580	0.013
23640	0.013
23700	0.012
23760	0.012
23820	0.014
23880	0.013
23940	0.014
24000	0.014
24060	0.013
24120	0.012
24180	0.012
24240	0.012
24300	0.013
24360	0.015
24420	0.014
24480	0.014
24540	0.013
24600	0.012
24660	0.013
24720	0.012
24780	0.012

Elapsed Time [s]	Mass [mg/m3]
24840	0.012
24900	0.012
24960	0.013
25020	0.012
25080	0.013
25140	0.013
25200	0.012
25260	0.012
25320	0.012
25380	0.016
25440	0.014
25500	0.014
25560	0.013
25620	0.013
25680	0.013
25740	0.013
25800	0.012
25860	0.011
25920	0.012
25980	0.012
26040	0.012
26100	0.012
26160	0.013
26220	0.017
26280	0.014
26340	0.013
26400	0.014
26460	0.015
26520	0.019
26580	0.016
26640	0.011
26700	0.011
26760	0.014
26820	0.015
26880	0.014
26940	0.012
27000	0.012
27060	0.011
27120	0.014
27180	0.013
27240	0.014
27300	0.013
27360	0.012
27420	0.012
27480	0.012
27540	0.012
27600	0.013
27660	0.029
27720	0.014
27780	0.011
27840	0.011
27900	0.012
27960	0.011
28020	0.011

Elapsed Time [s]	Mass [mg/m3]
28080	0.011
28140	0.012
28200	0.011
28260	0.011
28320	0.012
28380	0.028
28440	0.013
28500	0.014
28560	0.011
28620	0.011
28680	0.011
28740	0.011
28800	0.011
28860	0.012
28920	0.012
28980	0.011
29040	0.012
29100	0.013
29160	0.012
29220	0.011
29280	0.01
29340	0.011
29400	0.01
29460	0.009
29520	0.01
29580	0.01
29640	0.01
29700	0.009
29760	0.009
29820	0.01
29880	0.01
29940	0.01
30000	0.01
30060	0.01
30120	0.01
30180	0.011
30240	0.012
30300	0.012
30360	0.01
30420	0.009
30480	0.009
30540	0.01
30600	0.01
30660	0.011
30720	0.011
30780	0.009
30840	0.01
30900	0.009
30960	0.009
31020	0.009
31080	0.009
31140	0.009
31200	0.015
31260	0.011

Elapsed Time [s]	Mass [mg/m3]
31320	0.01
31380	0.009
31440	0.01
31500	0.01
31560	0.009
31620	0.009
31680	0.009
31740	0.01
31800	0.011
31860	0.01
31920	0.009
31980	0.009
32040	0.01
32100	0.01
32160	0.01
32220	0.01
32280	0.01
32340	0.009
32400	0.009
32460	0.009
32520	0.01
32580	0.01
32640	0.011
32700	0.009
32760	0.009
32820	0.01
32880	0.009
32940	0.01
33000	0.009
33060	0.009
33120	0.008
33180	0.009
33240	0.009
33300	0.008
33360	0.01
33420	0.011
33480	0.012
33540	0.011
33600	0.01
33660	0.01
33720	0.011
33780	0.011
33840	0.022
33900	0.017
33960	0.01
34020	0.01
34080	0.009
34140	0.009
34200	0.011
34260	0.012
34320	0.011
34380	0.015
34440	0.013
34500	0.014

Elapsed Time [s]	Mass [mg/m3]
34560	0.014
34620	0.012
34680	0.012
34740	0.013
34800	0.014
34860	0.015
34920	0.013
34980	0.011
35040	0.009
35100	0.009
35160	0.007
35220	0.007
35280	0.011
35340	0.012
35400	0.009
35460	0.012
35520	0.013
35580	0.019
35640	0.029
35700	0.036
35760	0.02
35820	0.011

4/15 Monitor Locations- (WNW 14MPH)

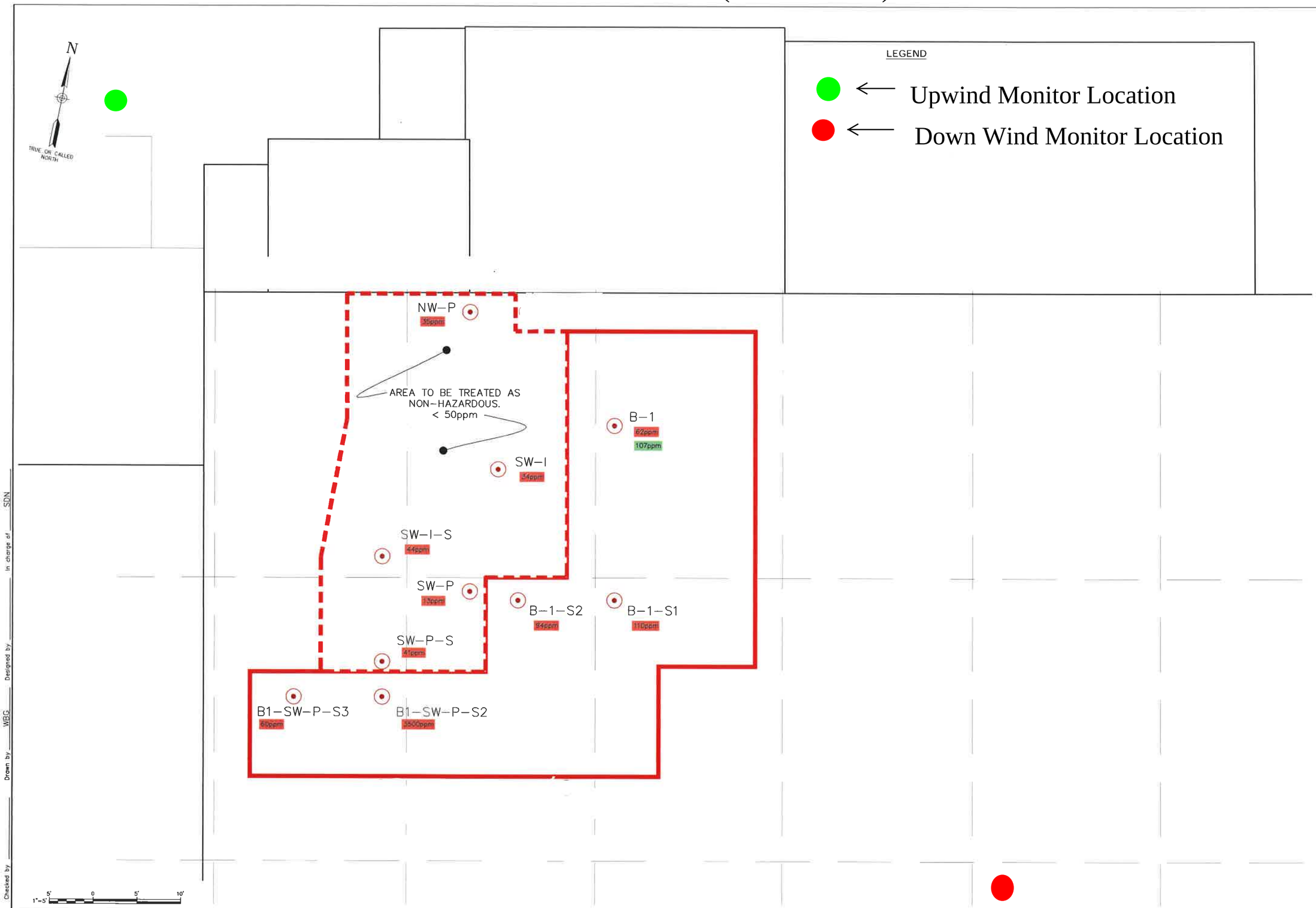

IT IS A VIOLATION OF LAW FOR ANY PERSON, UNLESS THEY ARE ACTING UNDER THE DIRECTION OF A LICENSED PROFESSIONAL ENGINEER, ARCHITECT, LANDSCAPE ARCHITECT, OR LAND SURVEYOR, TO ALTER AN ITEM IN ANY WAY. IF AN ITEM BEARING THE STAMP OF A LICENSED PROFESSIONAL IS ALTERED, THE ALTERING ENGINEER, ARCHITECT, LANDSCAPE ARCHITECT, OR LAND SURVEYOR SHALL STAMP THE DOCUMENT AND INCLUDE THE NOTATION "ALTERED BY" FOLLOWED BY THEIR SIGNATURE, THE DATE OF SUCH ALTERATION, AND A SPECIFIC DESCRIPTION OF THE ALTERATION".

REVISIONS

JTM ASSOCIATES, LLC
AMPHENOL–DEMOLITION WORK PLAN

AREA B–1 PCB
SAMPLE LOCATIONS & RESULTS

TOWN OF SYDNEY
DELAWARE COUNTY, NEW YORK

Barton & Loguidice

Date
JANUARY 2019

Scale
1" = 5'

Sheet Number
FIGURE 2

Project Number
1153.010.001

Plotted: Jan 14, 2019 – 4:17PM SYR By: WBG
C:\Users\wbg\appdata\local\temp\AcPublish_15672\1153.010.001_Sample Locations (ID 1626094).dwg

Checked by ____ Drawn by WBG Designed by ____ In charge of SDN

4/16 Monitor Locations- (WNW 16 MPH)

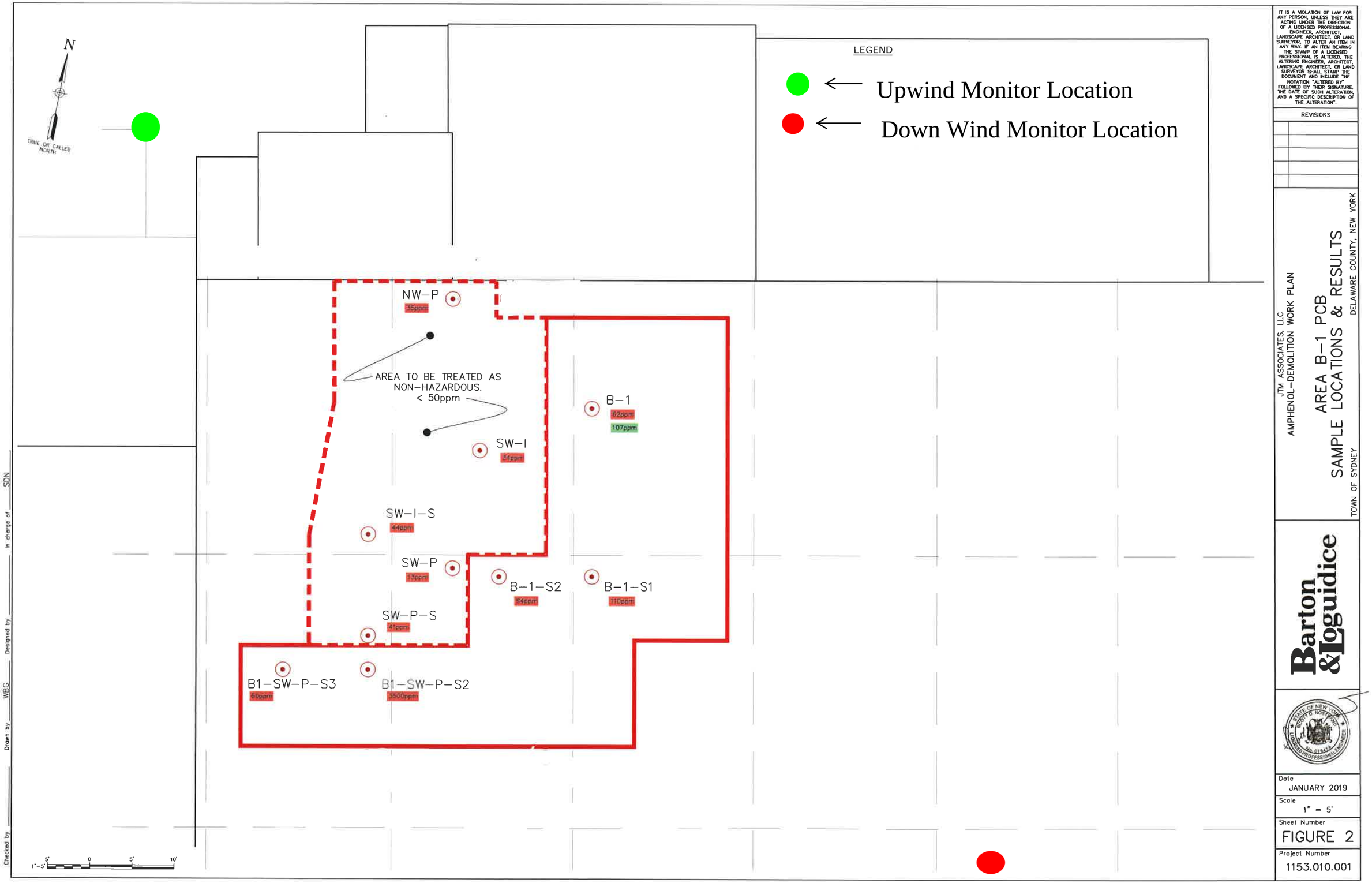

4/17 Monitor Locations- (N 5 MPH)

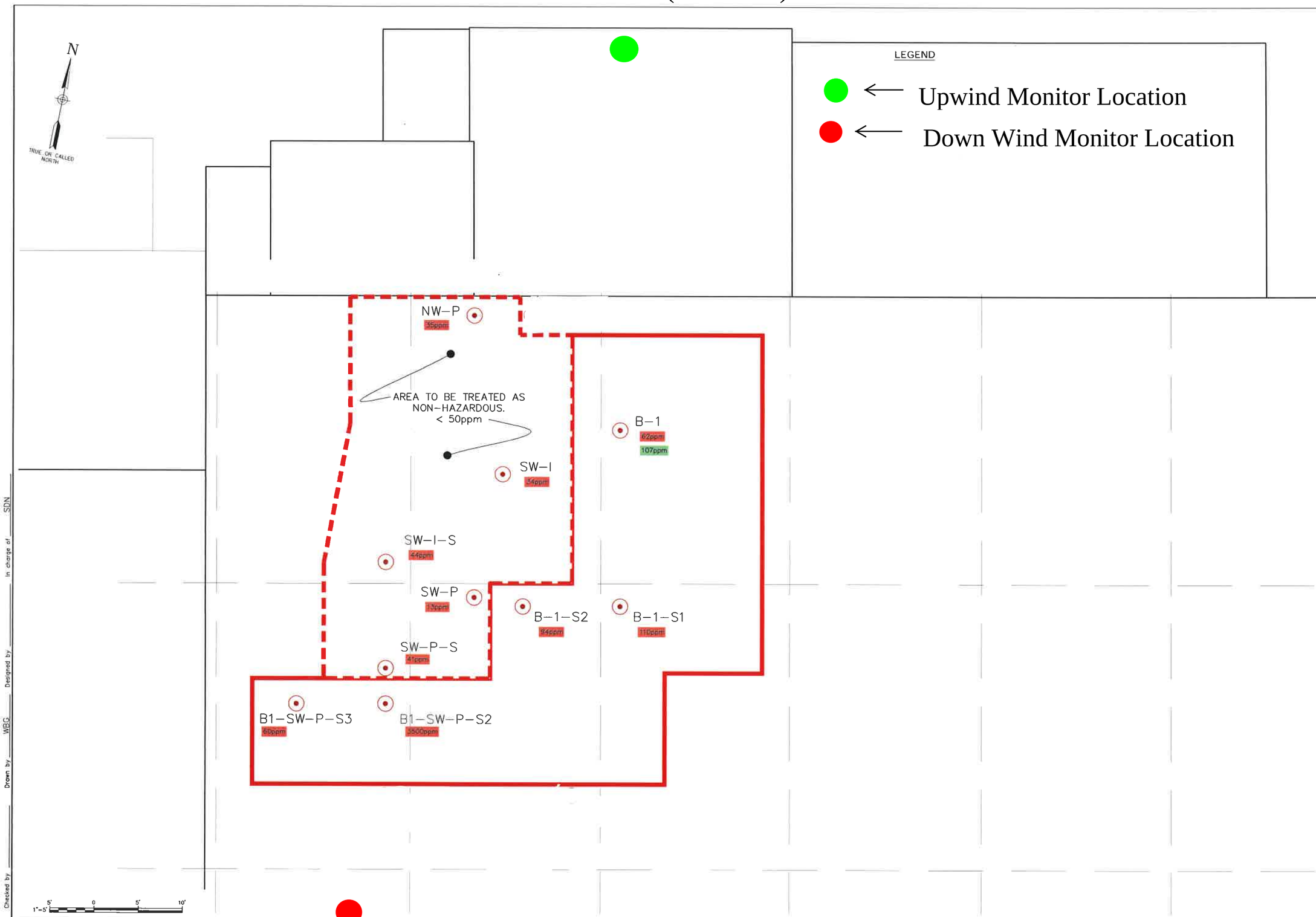

IT IS A VIOLATION OF LAW FOR ANY PERSON, UNLESS THEY ARE ACTING UNDER THE DIRECTION OF A LICENSED PROFESSIONAL ENGINEER, ARCHITECT, LANDSCAPE ARCHITECT, OR LAND SURVEYOR, TO ALTER AN ITEM IN ANY WAY. IF AN ITEM BEARING THE STAMP OF A LICENSED PROFESSIONAL IS ALTERED, THE ALTERING ENGINEER, ARCHITECT, LANDSCAPE ARCHITECT, OR LAND SURVEYOR SHALL STAMP THE DOCUMENT AND INCLUDE THE NOTATION "ALTERED BY" FOLLOWED BY THEIR SIGNATURE, THE DATE OF SUCH ALTERATION, AND A SPECIFIC DESCRIPTION OF THE ALTERATION".

REVISIONS

JTM ASSOCIATES, LLC
AMPHENOL–DEMOLITION WORK PLAN

AREA B–1 PCB
SAMPLE LOCATIONS & RESULTS

TOWN OF SYDNEY
DELAWARE COUNTY, NEW YORK

Barton & Loguidice

Date
JANUARY 2019

Scale
1" = 5'

Sheet Number
FIGURE 2

Project Number
1153.010.001

Plotted: Jan 14, 2019 – 4:17PM SYR By: WBG
C:\Users\wbg\appdata\local\temp\AcPublish_15672\1153.010.001_Sample Locations (ID 1626094).dwg

Checked by ____ Drawn by WBG Designed by ____ In charge of SDN

4/18 Monitor Locations- (SE 12 MPH)

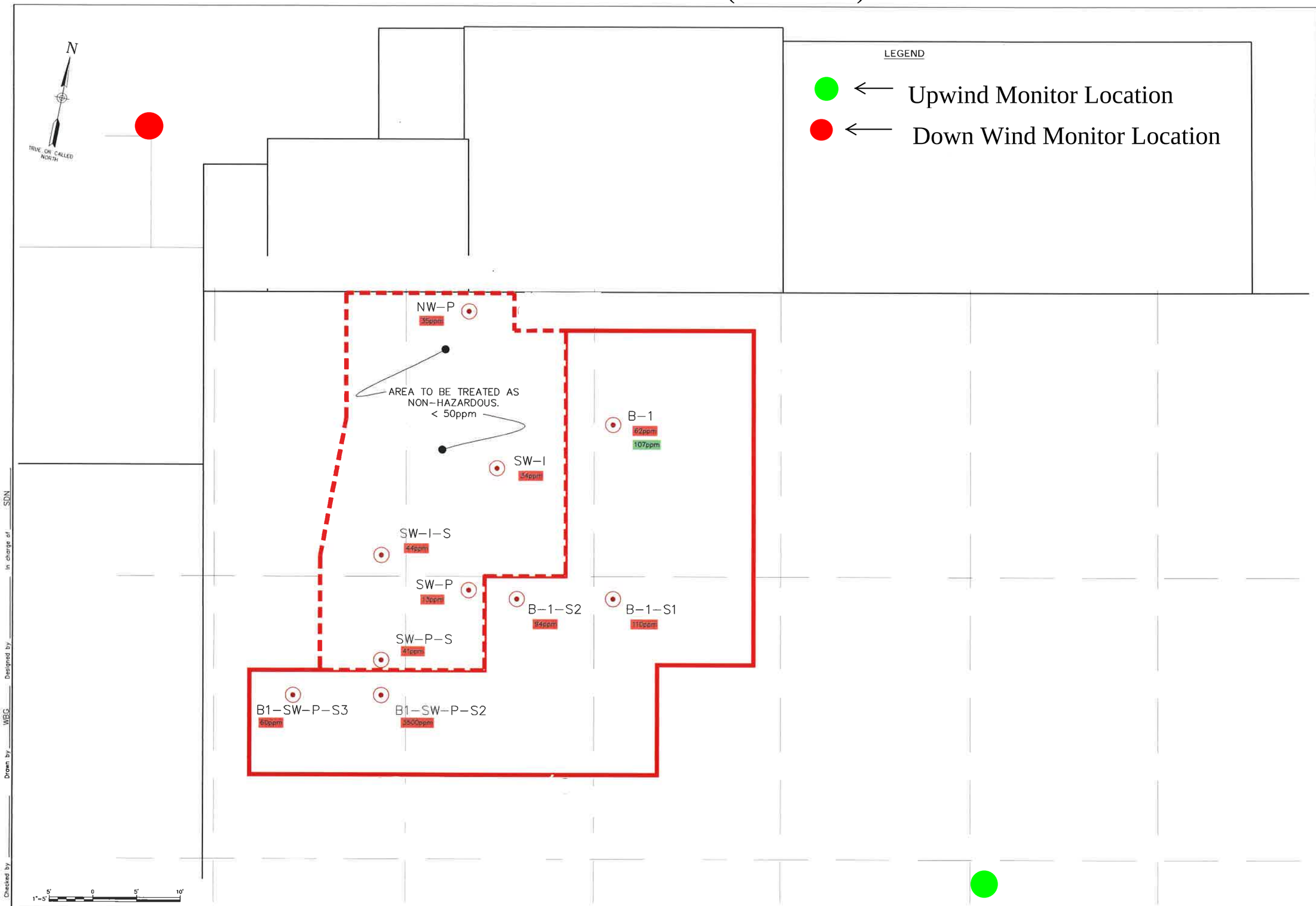

IT IS A VIOLATION OF LAW FOR ANY PERSON, UNLESS THEY ARE ACTING UNDER THE DIRECTION OF A LICENSED PROFESSIONAL ENGINEER, ARCHITECT, LANDSCAPE ARCHITECT, OR LAND SURVEYOR, TO ALTER AN ITEM IN ANY WAY. IF AN ITEM BEARING THE STAMP OF A LICENSED PROFESSIONAL IS ALTERED, THE ALTERING ENGINEER, ARCHITECT, LANDSCAPE ARCHITECT, OR LAND SURVEYOR SHALL STAMP THE DOCUMENT AND INCLUDE THE NOTATION "ALTERED BY" FOLLOWED BY THEIR SIGNATURE, THE DATE OF SUCH ALTERATION, AND A SPECIFIC DESCRIPTION OF THE ALTERATION".

REVISIONS

JTM ASSOCIATES, LLC
AMPHENOL–DEMOLITION WORK PLAN

AREA B–1 PCB
SAMPLE LOCATIONS & RESULTS

TOWN OF SYDNEY
DELAWARE COUNTY, NEW YORK

Barton & Loguidice

Date
JANUARY 2019

Scale
1" = 5'

Sheet Number
FIGURE 2

Project Number
1153.010.001

Plotted: Jan 14, 2019 – 4:17PM SYR By: WBG
C:\Users\wbg\appdata\local\temp\AcPublish_15672\1153.010.001_Sample Locations (ID 1626094).dwg

Checked by ____ Drawn by WBG Designed by ____ In charge of SDN

4/22 Monitor Locations- (W 11 MPH)

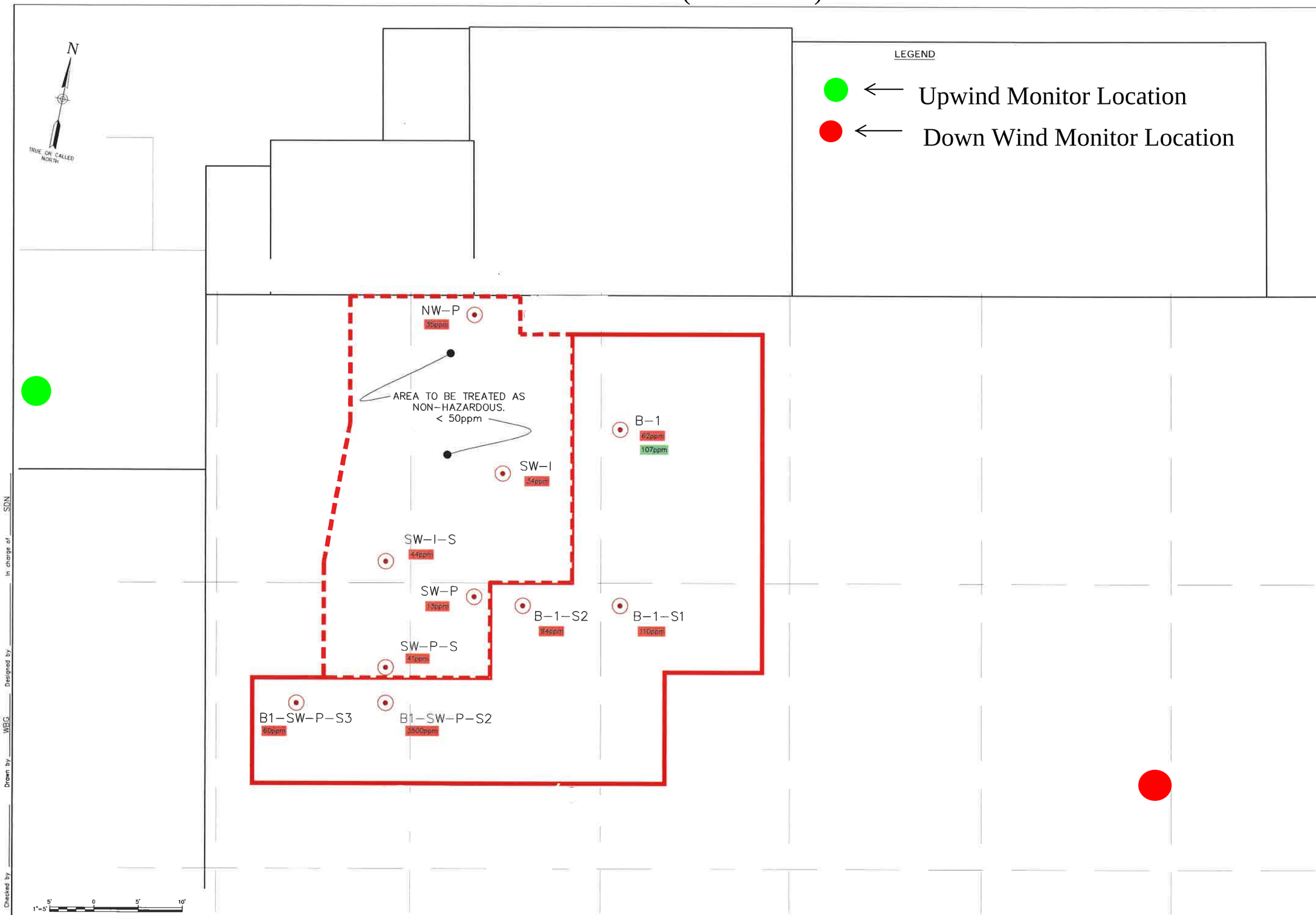

IT IS A VIOLATION OF LAW FOR ANY PERSON, UNLESS THEY ARE ACTING UNDER THE DIRECTION OF A LICENSED PROFESSIONAL ENGINEER, ARCHITECT, LANDSCAPE ARCHITECT, OR LAND SURVEYOR, TO ALTER AN ITEM IN ANY WAY. IF AN ITEM BEARING THE STAMP OF A LICENSED PROFESSIONAL IS ALTERED, THE ALTERING ENGINEER, ARCHITECT, LANDSCAPE ARCHITECT, OR LAND SURVEYOR SHALL STAMP THE DOCUMENT AND INCLUDE THE NOTATION "ALTERED BY" FOLLOWED BY THEIR SIGNATURE, THE DATE OF SUCH ALTERATION, AND A SPECIFIC DESCRIPTION OF THE ALTERATION".

REVISIONS

JTM ASSOCIATES, LLC
AMPHENOL–DEMOLITION WORK PLAN

AREA B–1 PCB
SAMPLE LOCATIONS & RESULTS

TOWN OF SYDNEY
DELAWARE COUNTY, NEW YORK

Barton & Loguidice

Date
JANUARY 2019

Scale
1" = 5'

Sheet Number
FIGURE 2

Project Number
1153.010.001

Plotted: Jan 14, 2019 – 4:17PM SYR By: WBG
C:\Users\wbg\appdata\local\temp\AcPublish_15672\1153.010.001_Sample Locations (ID 1626094).dwg

Checked by ____ Drawn by WBG Designed by ____ In charge of SDN

4/23 Monitor Locations- (S 8 MPH)

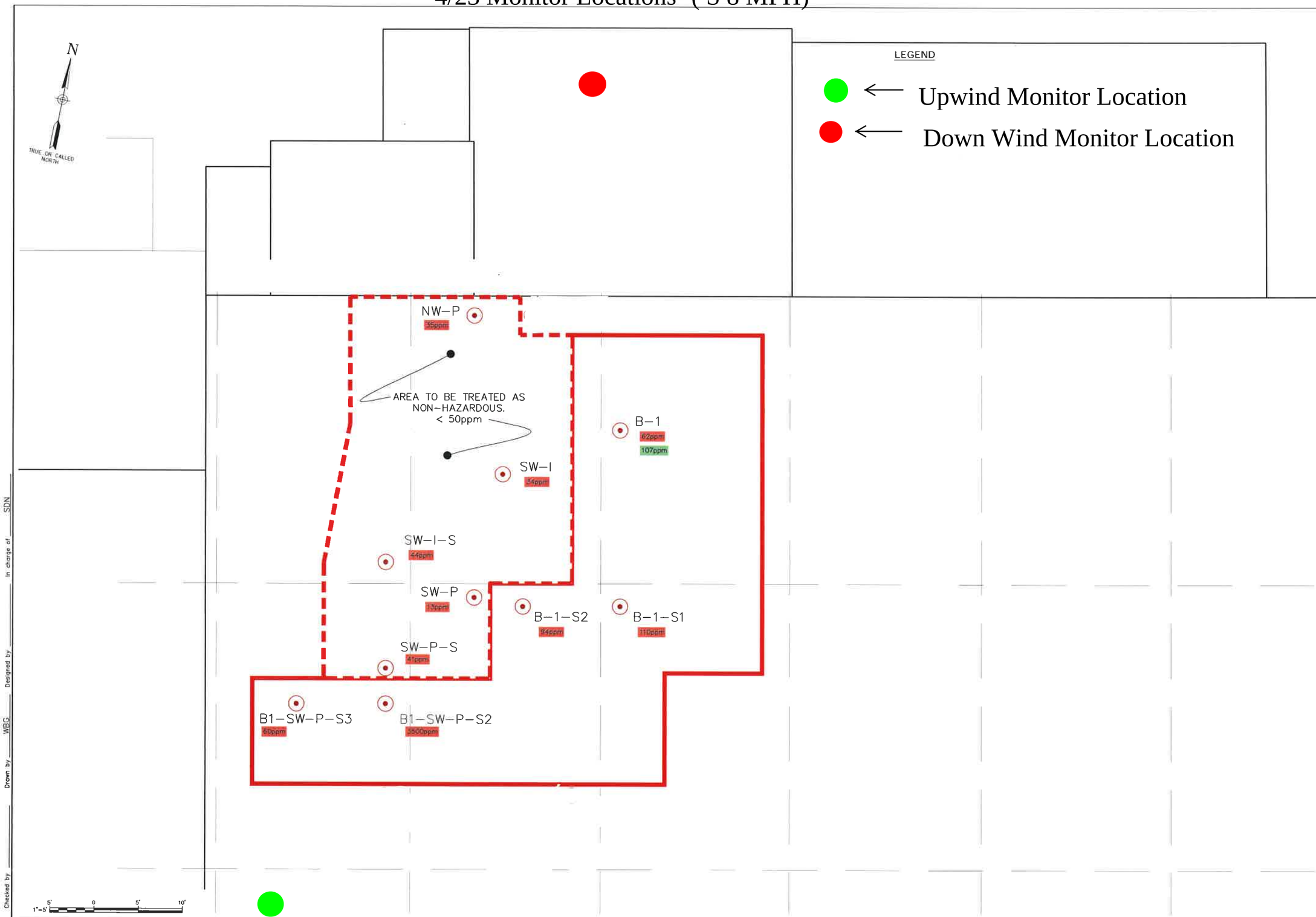

IT IS A VIOLATION OF LAW FOR ANY PERSON, UNLESS THEY ARE ACTING UNDER THE DIRECTION OF A LICENSED PROFESSIONAL ENGINEER, ARCHITECT, LANDSCAPE ARCHITECT, OR LAND SURVEYOR, TO ALTER AN ITEM IN ANY WAY. IF AN ITEM BEARING THE STAMP OF A LICENSED PROFESSIONAL IS ALTERED, THE ALTERING ENGINEER, ARCHITECT, LANDSCAPE ARCHITECT, OR LAND SURVEYOR SHALL STAMP THE DOCUMENT AND INCLUDE THE NOTATION "ALTERED BY" FOLLOWED BY THEIR SIGNATURE, THE DATE OF SUCH ALTERATION, AND A SPECIFIC DESCRIPTION OF THE ALTERATION".

REVISIONS

JTM ASSOCIATES, LLC
AMPHENOL–DEMOLITION WORK PLAN

AREA B–1 PCB
SAMPLE LOCATIONS & RESULTS

TOWN OF SYDNEY
DELAWARE COUNTY, NEW YORK

Barton & Loguidice

Date
JANUARY 2019

Scale
1" = 5'

Sheet Number
FIGURE 2

Project Number
1153.010.001

Plotted: Jan 14, 2019 – 4:17PM SYR By: WBG
C:\Users\wbg\appdata\local\temp\AcPublish_15672\1153.010.001_Sample Locations (ID 1626094).dwg

Checked by ____ Drawn by WBG Designed by ____ In charge of SDN

4/24 Monitor Locations- (WNW 16 MPH)

IT IS A VIOLATION OF LAW FOR ANY PERSON, UNLESS THEY ARE ACTING UNDER THE DIRECTION OF A LICENSED PROFESSIONAL ENGINEER, ARCHITECT, LANDSCAPE ARCHITECT, OR LAND SURVEYOR, TO ALTER AN ITEM IN ANY WAY. IF AN ITEM BEARING THE STAMP OF A LICENSED PROFESSIONAL IS ALTERED, THE ALTERING ENGINEER, ARCHITECT, LANDSCAPE ARCHITECT, OR LAND SURVEYOR SHALL STAMP THE DOCUMENT AND INCLUDE THE NOTATION "ALTERED BY" FOLLOWED BY THEIR SIGNATURE, THE DATE OF SUCH ALTERATION, AND A SPECIFIC DESCRIPTION OF THE ALTERATION".

REVISIONS

JTM ASSOCIATES, LLC
AMPHENOL–DEMOLITION WORK PLAN

AREA B–1 PCB
SAMPLE LOCATIONS & RESULTS

TOWN OF SYDNEY
DELAWARE COUNTY, NEW YORK

Barton & Loguidice

Date
JANUARY 2019

Scale
1" = 5'

Sheet Number
FIGURE 2

Project Number
1153.010.001

Plotted: Jan 14, 2019 – 4:17PM SYR By: WBG
C:\Users\wbg\appdata\local\temp\AcPublish_15672\1153.010.001_Sample Locations (ID 1626094).dwg

Checked by ____ Drawn by WBG Designed by ____ In charge of SDN

5/20 Monitor Locations- (W 16 MPH)

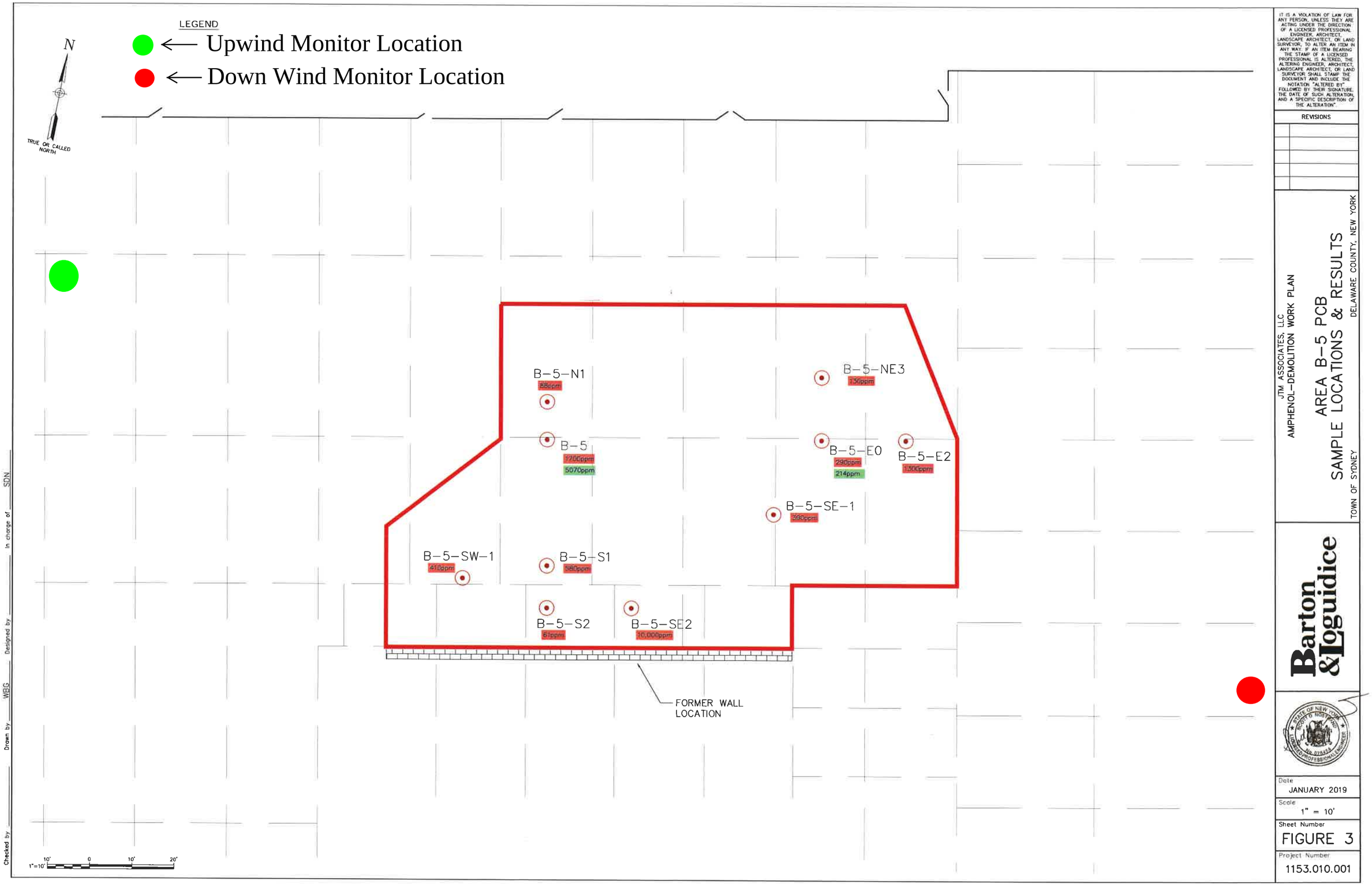

5/21 Monitor Locations- (WNW 19 MPH)

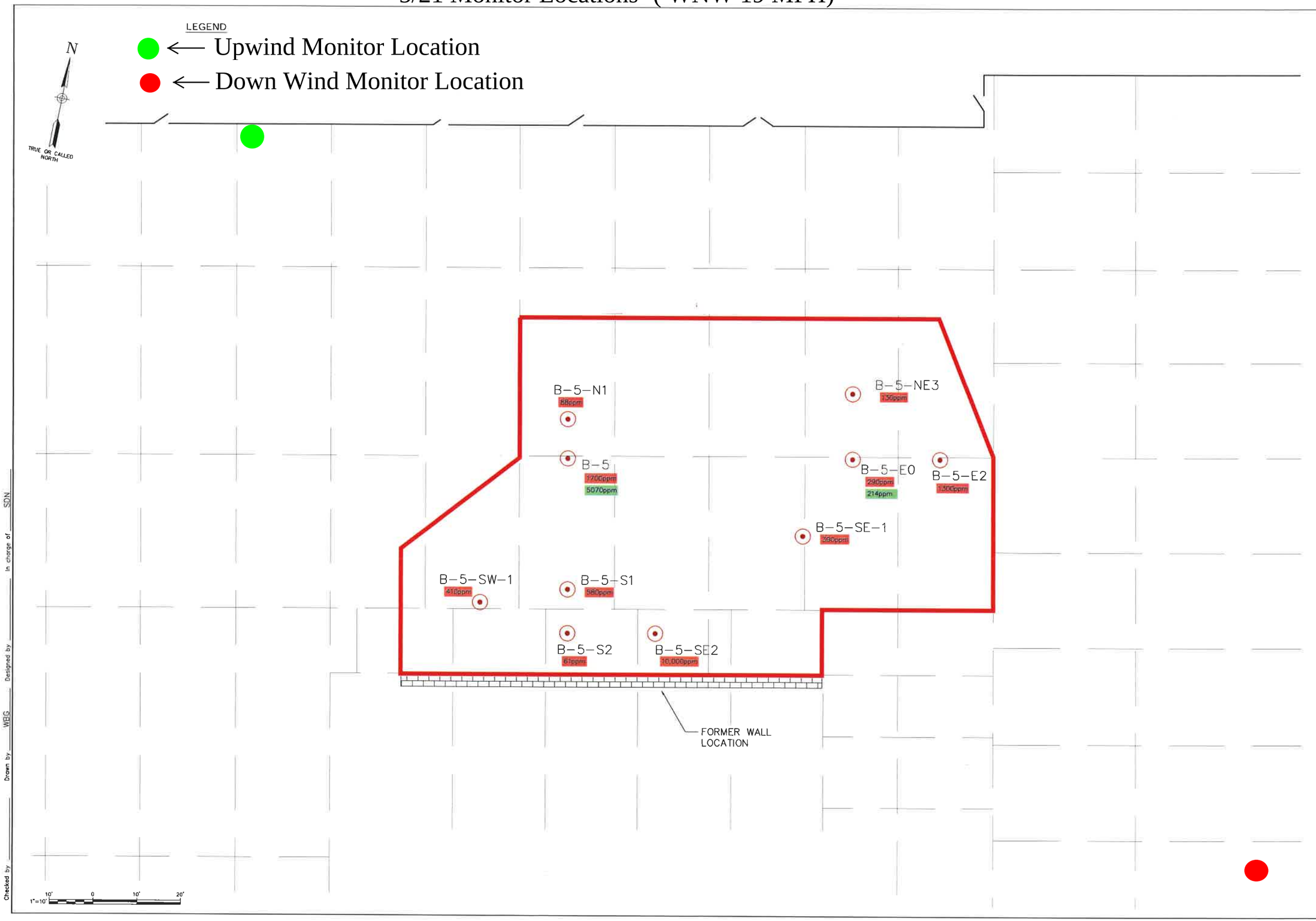

IT IS A VIOLATION OF LAW FOR ANY PERSON, UNLESS THEY ARE ACTING UNDER THE DIRECTION OF A LICENSED PROFESSIONAL ENGINEER, ARCHITECT, LANDSCAPE ARCHITECT, OR LAND SURVEYOR, TO ALTER AN ITEM IN ANY WAY. IF AN ITEM BEARING THE STAMP OF A LICENSED PROFESSIONAL IS ALTERED, THE ALTERING ENGINEER, ARCHITECT, LANDSCAPE ARCHITECT, OR LAND SURVEYOR SHALL STAMP THE DOCUMENT AND INCLUDE THE NOTATION "ALTERED BY" FOLLOWED BY THEIR SIGNATURE, THE DATE OF SUCH ALTERATION, AND A SPECIFIC DESCRIPTION OF THE ALTERATION".

REVISIONS

JTM ASSOCIATES, LLC
AMPHENOL-DEMOLITION WORK PLAN

AREA B-5 PCB
SAMPLE LOCATIONS & RESULTS

TOWN OF SYDNEY
DELAWARE COUNTY, NEW YORK

Barton & Loguidice

Date
JANUARY 2019

Scale
1" = 10'

Sheet Number
FIGURE 3

Project Number
1153.010.001

Plotted: Jan 14, 2019 - 4:17PM By: WBG
C:\Users\wbg\appdata\local\temp\AcPublish_15672\1153.010.001_Sample Locations (ID 1626094).dwg

Checked by _____ Drawn by WBG Designed by _____ In charge of SDN

5/22 Monitor Locations- (N 3 MPH)

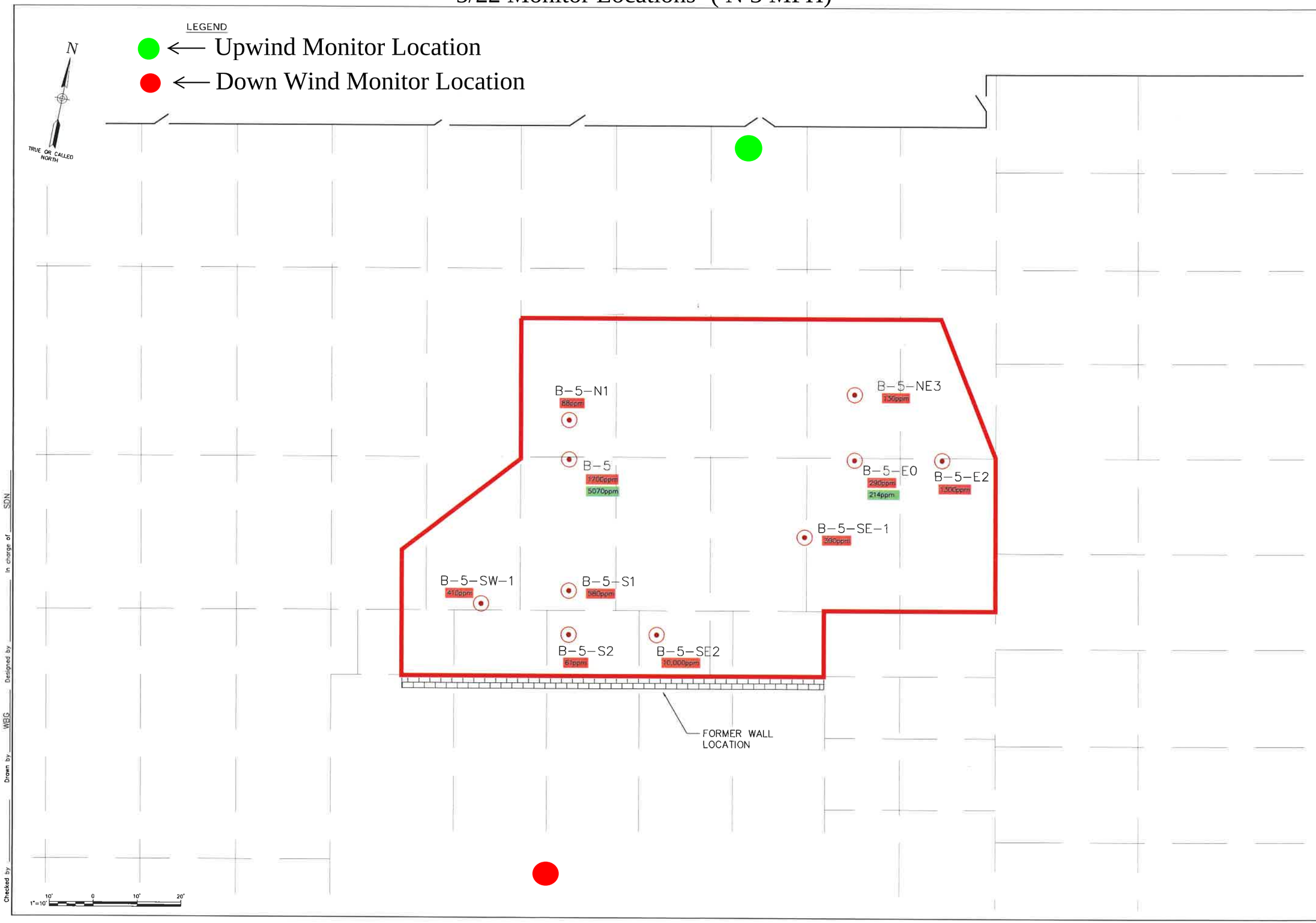

IT IS A VIOLATION OF LAW FOR ANY PERSON, UNLESS THEY ARE ACTING UNDER THE DIRECTION OF A LICENSED PROFESSIONAL ENGINEER, ARCHITECT, LANDSCAPE ARCHITECT, OR LAND SURVEYOR, TO ALTER AN ITEM IN ANY WAY. IF AN ITEM BEARING THE STAMP OF A LICENSED PROFESSIONAL IS ALTERED, THE ALTERING ENGINEER, ARCHITECT, LANDSCAPE ARCHITECT, OR LAND SURVEYOR SHALL STAMP THE DOCUMENT AND INCLUDE THE NOTATION "ALTERED BY" FOLLOWED BY THEIR SIGNATURE, THE DATE OF SUCH ALTERATION, AND A SPECIFIC DESCRIPTION OF THE ALTERATION".

REVISIONS

JTM ASSOCIATES, LLC
AMPHENOL-DEMOLITION WORK PLAN

AREA B-5 PCB
SAMPLE LOCATIONS & RESULTS

TOWN OF SYDNEY
DELAWARE COUNTY, NEW YORK

Barton & Loguidice

Date
JANUARY 2019

Scale
1" = 10'

Sheet Number
FIGURE 3

Project Number
1153.010.001

Plotted: Jan 14, 2019 - 4:17PM SYR By: WBG
C:\Users\wbg\appdata\local\temp\AcPublish_15672\1153.010.001_Sample Locations (ID 1626094).dwg

Checked by _____ Drawn by WBG Designed by _____ In charge of SDN

5/23 Monitor Locations- (SSE 8 MPH)

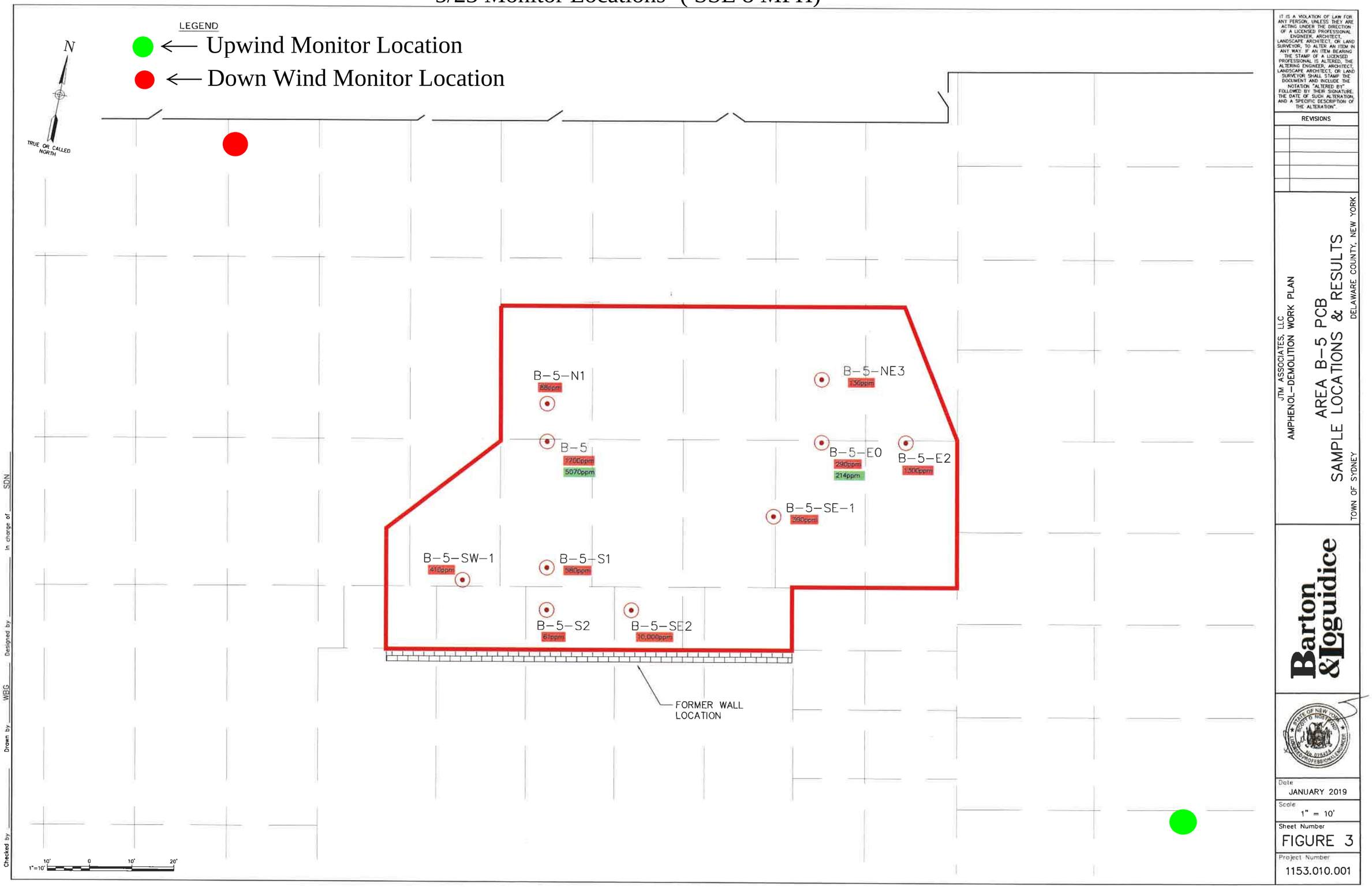

6/12 Monitor Locations - (S 6 MPH)

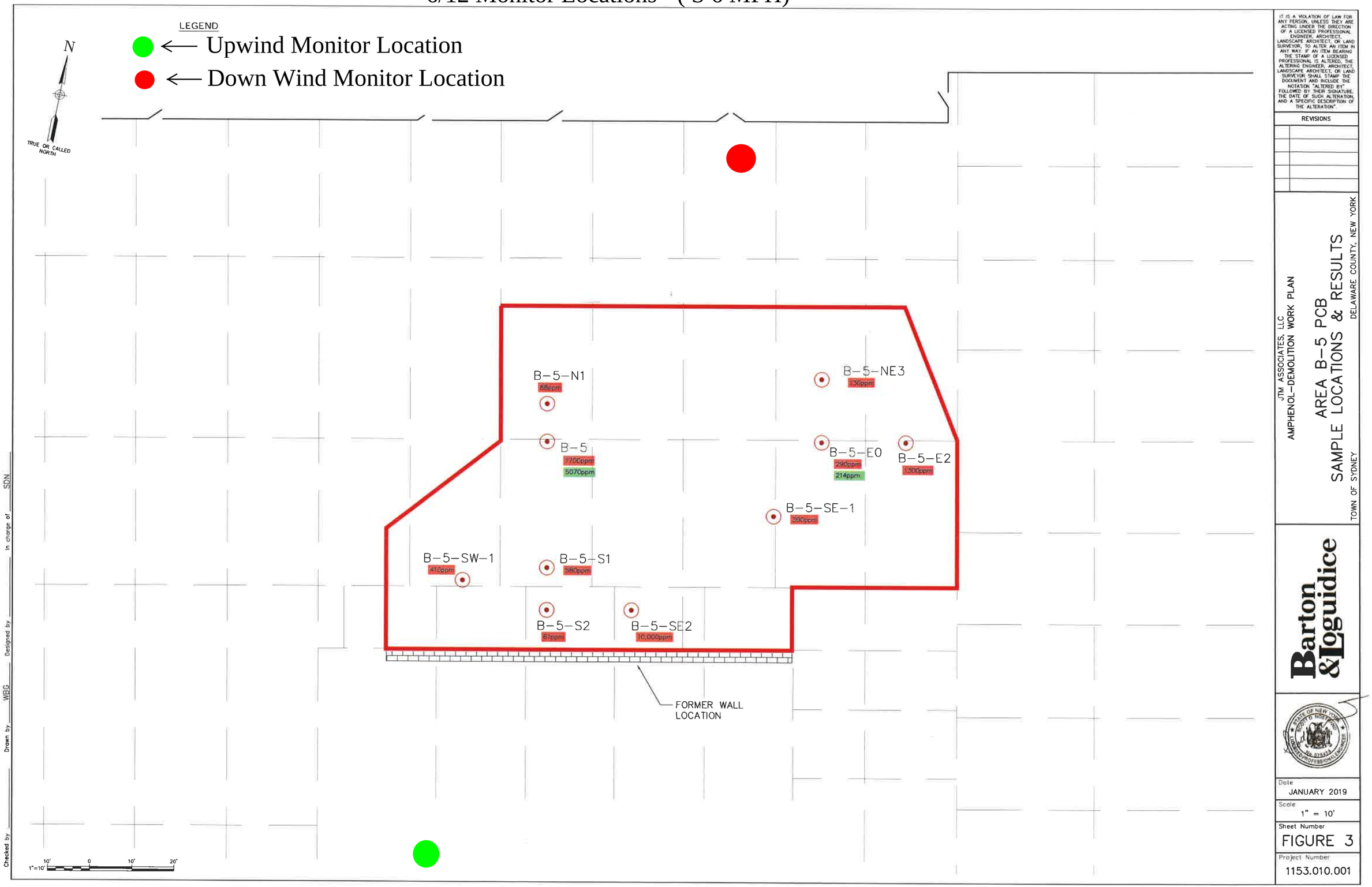

6/13 Monitor Locations- (ESE 11 MPH)

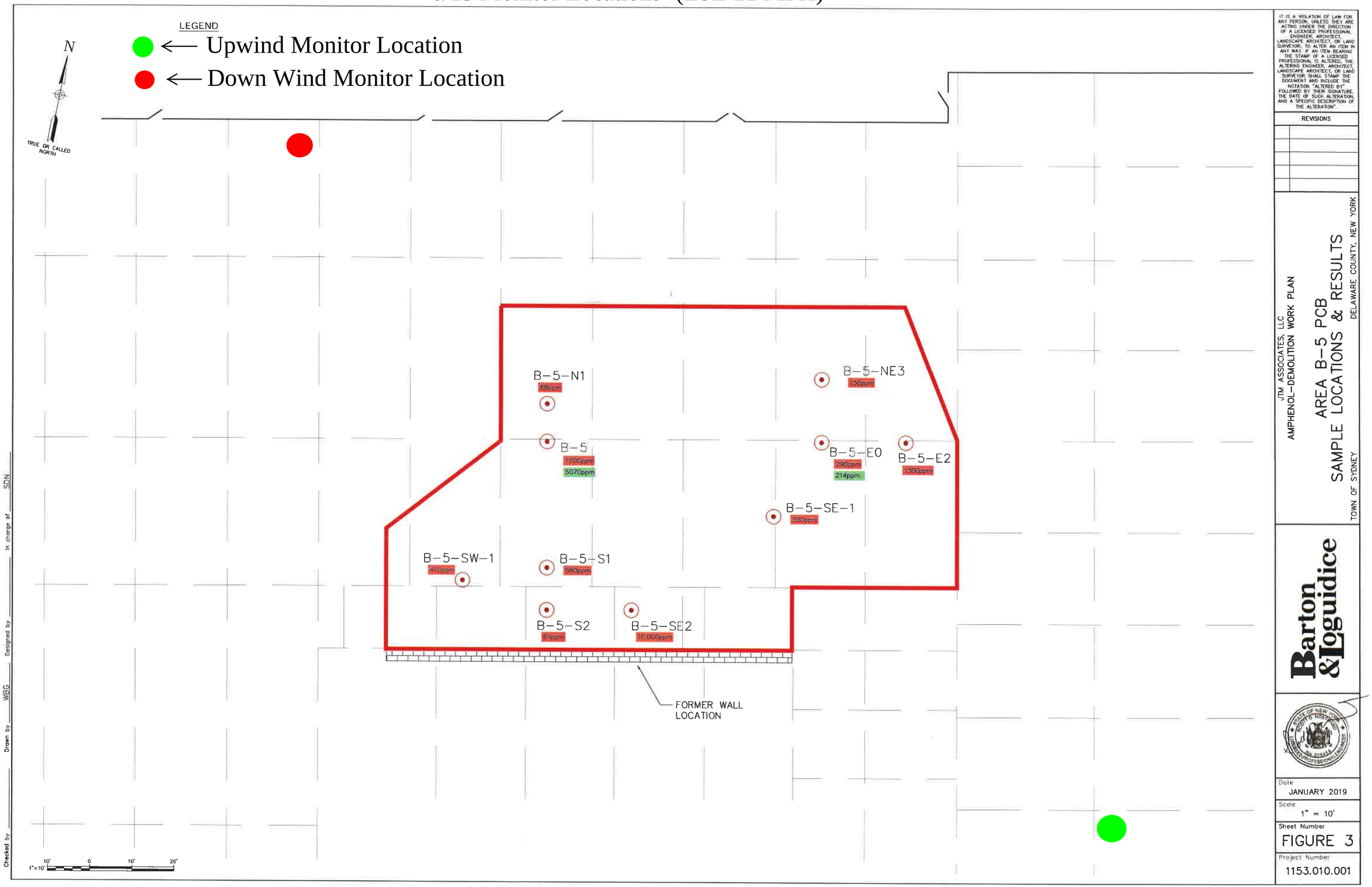

7/15 Monitor Locations-(N 7 MPH)

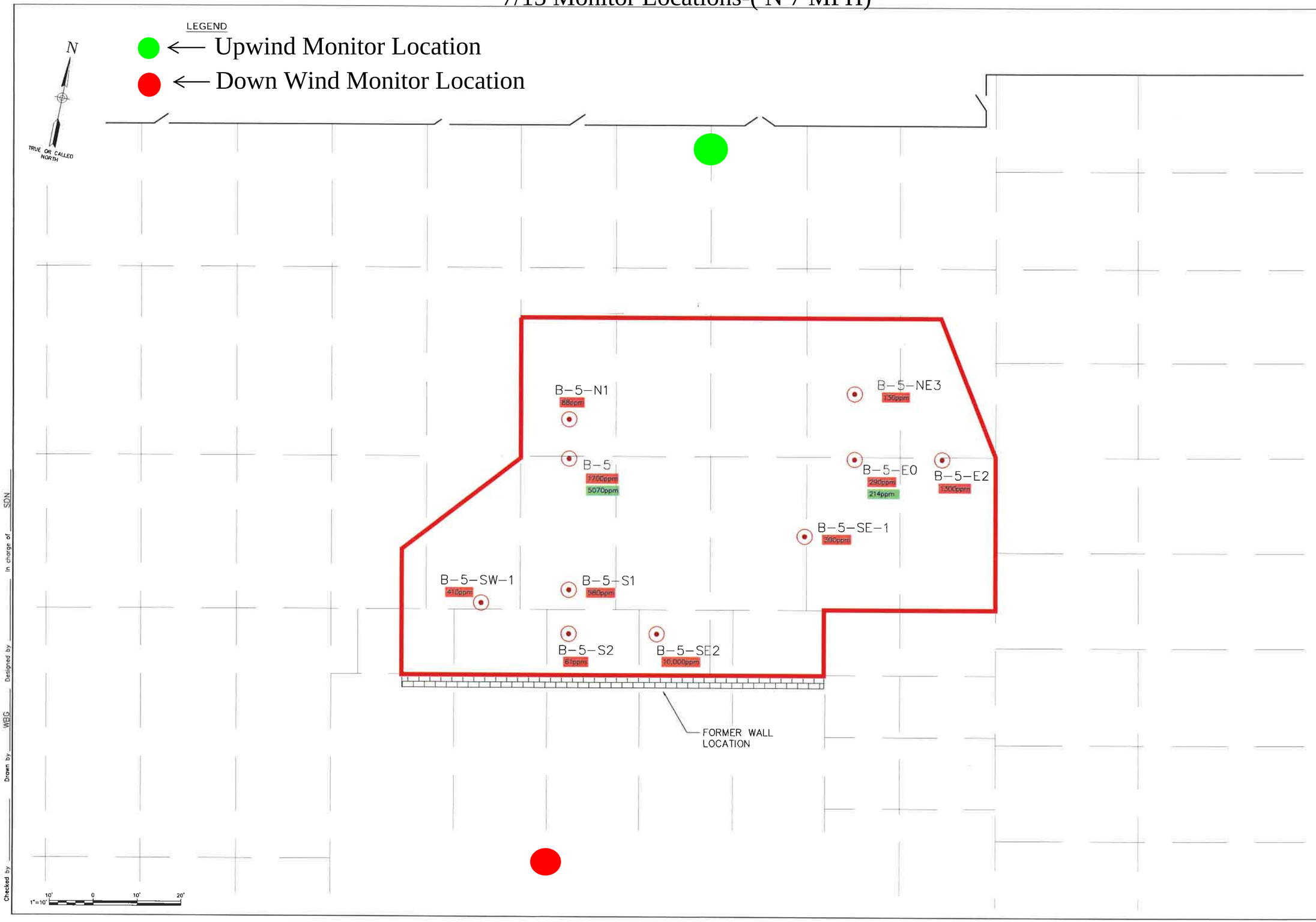

IT IS A VIOLATION OF LAW FOR ANY PERSON, UNLESS THEY ARE ACTING UNDER THE DIRECTION OF A LICENSED PROFESSIONAL ENGINEER, ARCHITECT, LANDSCAPE ARCHITECT, OR LAND SURVEYOR, TO ALTER AN ITEM IN ANY WAY. IF AN ITEM BEARING THE STAMP OF A LICENSED PROFESSIONAL IS ALTERED, THE ALTERING ENGINEER, ARCHITECT, LANDSCAPE ARCHITECT, OR LAND SURVEYOR SHALL STAMP THE DOCUMENT AND INCLUDE THE NOTATION "ALTERED BY" FOLLOWED BY THEIR SIGNATURE, THE DATE OF SUCH ALTERATION, AND A SPECIFIC DESCRIPTION OF THE ALTERATION".

REVISIONS

JTM ASSOCIATES, LLC
AMPHENOL-DEMOLITION WORK PLAN

AREA B-5 PCB
SAMPLE LOCATIONS & RESULTS

TOWN OF SYDNEY
DELAWARE COUNTY, NEW YORK

Barton & Loguidice

Date
JANUARY 2019

Scale
1" = 10'

Sheet Number
FIGURE 3

Project Number
1153.010.001

Plotted: Jan 14, 2019 - 4:17PM By: WBG
C:\Users\wbg\appdata\local\temp\AcPublish_15672\1153.010.001_Sample Locations (ID 1626094).dwg

Checked by _____ Drawn by WBG Designed by _____ In charge of SDN

7/16 Monitor Locations- (W 6 MPH)

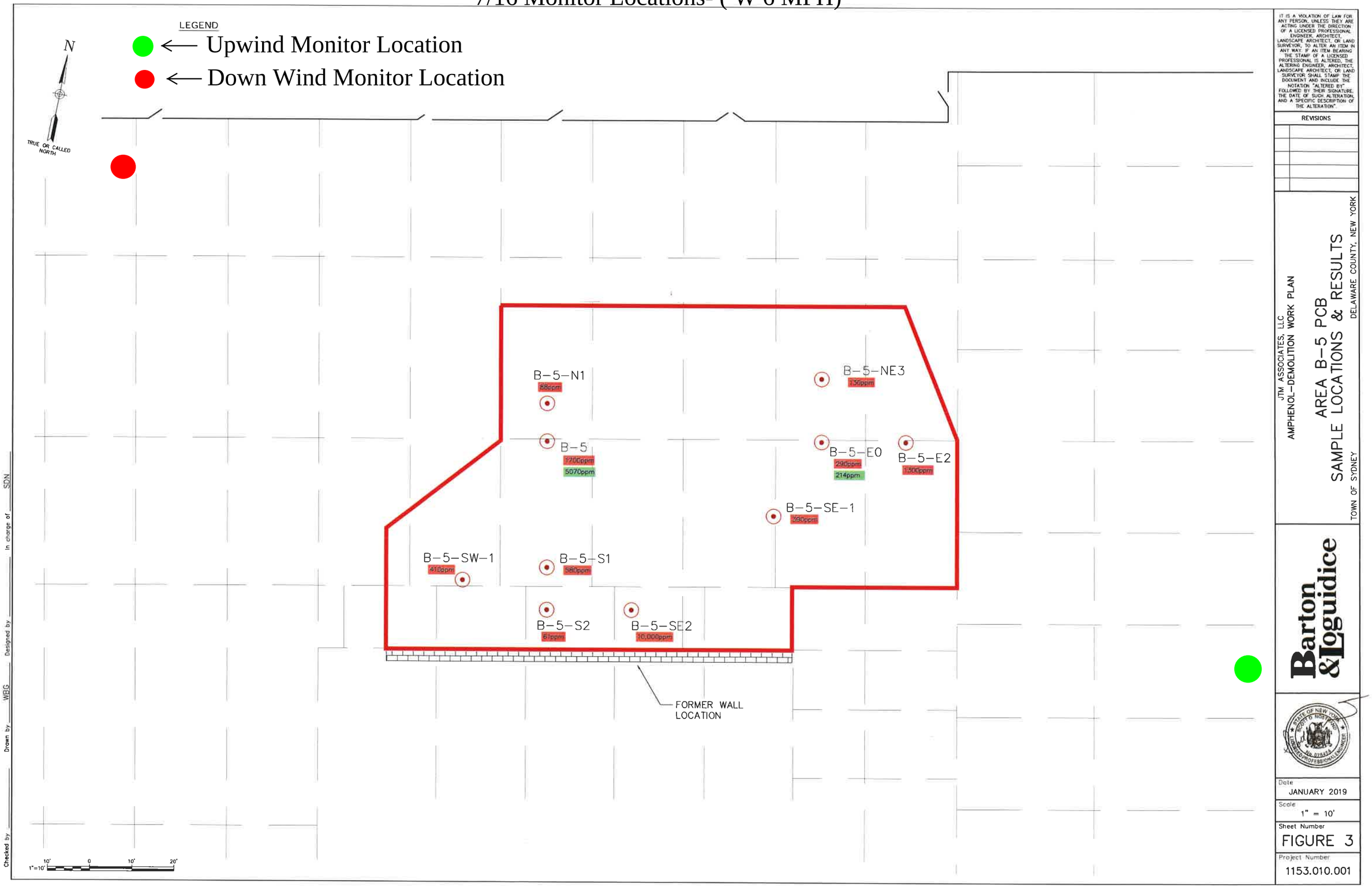

APPENDIX C
Waste Tonnage Sheets,
Non-Hazardous Waste Manifest,
Uniform Hazardous Waste Manifest,
Remedial Derived Waste,
Wastewater,
Frac Tank Liquid Disposal

Amphenol
Hazardous Waste Soil Tracking

Load	Date	Manifest #	Destination	Tons
1	5/20/2019	013578760FLE	Wayne Disposal Inc	22.85
2	5/20/2019	013578780FLE	Wayne Disposal Inc	22.55
3	5/20/2019	013578781FLE	Wayne Disposal Inc	22.23
4	5/20/2019	013578782FLE	Wayne Disposal Inc	23.28
5	5/20/2019	013578783FLE	Wayne Disposal Inc	25.16
6	5/21/2019	013578785FLE	Wayne Disposal Inc	24.67
7	5/21/2019	013578786FLE	Wayne Disposal Inc	24.22
8	5/21/2019	013578787FLE	Wayne Disposal Inc	23.78
9	5/21/2019	013578788FLE	Wayne Disposal Inc	23.68
10	5/21/2019	013578794FLE	Wayne Disposal Inc	24.19
11	5/22/2019	013578797FLE	Wayne Disposal Inc	22.97
12	5/21/2019	013578798FLE	Wayne Disposal Inc	25.81
13	5/22/2019	013578799FLE	Wayne Disposal Inc	24.17
14	5/22/2019	013578800FLE	Wayne Disposal Inc	23.41
15	5/23/2019	013578806FLE	Wayne Disposal Inc	26.25
16	5/23/2019	013578807FLE	Wayne Disposal Inc	26.38
17	5/23/2019	013578808FLE	Wayne Disposal Inc	24.6
18	5/23/2019	013578810FLE	Wayne Disposal Inc	22.94
19	5/23/2019	013578811FLE	Wayne Disposal Inc	24.36
20	6/12/2019	013578829FLE	Wayne Disposal Inc	22.26
21	6/12/2019	013578830FLE	Wayne Disposal Inc	22.48
22	6/12/2019	013578831FLE	Wayne Disposal Inc	25.17
23	6/12/2019	013578832FLE	Wayne Disposal Inc	22.11
24	6/13/2019	013578833FLE	Wayne Disposal Inc	27.18
25	6/13/2019	013578834FLE	Wayne Disposal Inc	24.67
26	6/13/2019	013578835FLE	Wayne Disposal Inc	26.63
27	6/13/2019	013578836FLE	Wayne Disposal Inc	18.23
28	6/13/2019	013578837FLE	Wayne Disposal Inc	8.3
29	7/15/2019	013578838FLE	Wayne Disposal Inc	23.03
30	7/15/2019	013578839FLE	Wayne Disposal Inc	22.73
31	7/15/2019	013578840FLE	Wayne Disposal Inc	23.6
32	7/15/2019	013578841FLE	Wayne Disposal Inc	23.91
33	7/15/2019	013578842FLE	Wayne Disposal Inc	22.8
34	7/15/2019	013578843 FLE	Wayne Disposal Inc	23.99
35	7/16/2019	013578845 FLE	Wayne Disposal Inc	19.65
			Total Quantity	**814.24**

Amphenol
Hazardous Waste Concrete Tracking

Load	Date	Manifest #	Destination	Tons
1	23-Apr	013578734FLE	U.S.Ecology Wayne Disposal	24.44
2	23-Apr	013578735FLE	U.S.Ecology Wayne Disposal	21.91
3	23-Apr	013578737 FLE	U.S.Ecology Wayne Disposal	22.95
4	23-Apr	013578736 FLE	U.S.Ecology Wayne Disposal	23.27
5	23-Apr	013578738 FLE	U.S.Ecology Wayne Disposal	25.27
6	23-Apr	013578739 FLE	U.S.Ecology Wayne Disposal	22.72
7	23-Apr	013578740 FLE	U.S.Ecology Wayne Disposal	23.48
8	23-Apr	013578741 FLE	U.S.Ecology Wayne Disposal	23.52
9	23-Apr	013578742 FLE	U.S.Ecology Wayne Disposal	23.59
10	24-Apr	013578743 FLE	U.S.Ecology Wayne Disposal	26.2
11	24-Apr	013578744 FLE	U.S.Ecology Wayne Disposal	25.88
12	24-Apr	013578747 FLE	U.S.Ecology Wayne Disposal	23.72
13	25-Apr	013578748 FLE	U.S.Ecology Wayne Disposal	22.05
14	25-Apr	013578746 FLE	U.S.Ecology Wayne Disposal	22.93
15	25-Apr	013578745 FLE	U.S.Ecology Wayne Disposal	22.86
			Total Quantity	**354.79**

Amphenol
Non-Hazardous Waste Concrete Tracking

Load	Date	Manifest #	Destination	Tons
1	16-Apr	N/A	Ontario County Landfill	21.7
2	16-Apr	N/A	Ontario County Landfill	14
			Total Quantity	**35.7**

NEWS NE / ONTARIO COUNTY LANDFILL

A Division of Casella Waste Systems
1879 NYS Route 5&20
Stanley, NY 14561

Ticket: 843031
Date: 4/16/2019
Time: 12:24:16 - 12:40:41

Customer: LE-01097/SESSLER/21224
Carrier: RIC/RICCELLI
Truck: RIC345
Truck Type: DT/DUMP TRUCK
Profile: 21224/AMPHENOL
Generator: AMPH/AMPHENOL
Grid: PH9C2/PHASE9C2

Comment: 21224

Gross: 72000 L In Scale 1
Tare: 28600 L Out Scale 2
Net: 43400 L

Tons: 21.70

Materials & Services

Origin: DE/DELAWARE
Material: IN/INDUSTRIAL WASTE
Quantity: 21.70 Ton
Rate: $0.00/T
Amount: $ 0.00

Total Taxes: $ 0.00
Total Amount: $ 0.00

Weighmaster: Richard Dennis

Driver:

By signing above, I declare that I did NOT deposit any PROHIBITED WASTES

****

NON-HAZARDOUS WASTE MANIFEST

RIC-345

Please print or type (Form designed for use on elite (12 pitch) typewriter)

NON-HAZARDOUS WASTE MANIFEST

1. Generator's US EPA ID No. N/A

Manifest Document No.

2. Page 1 of 1

3. Generator's Name and Mailing Address
Amphenol Aerospace
40-60 Deleware Ave, Sidney, NY 13838

4. Generator's Phone ( ) 607-563-5340

40-60 Deleware Ave
Sidney, NY 13838

5. Transporter 1 Company Name
Riccelli Ent, Inc.

6. US EPA ID Number

A. State Transporter's ID

B. Transporter 1 Phone 585.334.8410

7. Transporter 2 Company Name

8. US EPA ID Number

C. State Transporter's ID

D. Transporter 2 Phone

9. Designated Facility Name and Site Address
Ontario County Landfill
3555 Post Farm Road
Stanley, NY 14561

10. US EPA ID Number

E. State Facility's ID

F. Facility's Phone 585.526-4420

11. WASTE DESCRIPTION	Containers No.	Containers Type	13. Total Quantity	14. Unit Wt./Vol.
a. Non-RCRA, Non-DOT Regulated PCB Impacted Concrete Debris	1	DT	23 Est.	Ton
b.				
c.				
d.				

G. Additional Descriptions for Materials Listed Above
P.O.: 19-E136
Approval # 21224

H. Handling Codes for Wastes Listed Above
a. c.
b. d.

15. Special Handling Instructions and Additional Information
In case of emergency, please call Sessler Environmental Service's land line: 585.617.5710

16. GENERATOR'S CERTIFICATION: I hereby certify that the contents of this shipment are fully and accurately described and are in all respects in proper condition for transport. The materials described on this manifest are not subject to federal hazardous waste regulations.
SES AS AGENT FOR GENERATOR

Printed/Typed Name: Luke Keyes
Signature: [signature]
Date: Month 4 Day 16 Year 19

17. Transporter 1 Acknowledgement of Receipt of Materials
Printed/Typed Name: X William Stewart
Signature: X W. Stew
Date: Month 4 Day 16 Year 19

18. Transporter 2 Acknowledgement of Receipt of Materials
Printed/Typed Name
Signature
Date: Month Day Year

19. Discrepancy Indication Space

20. Facility Owner or Operator: Certification of receipt of the waste materials covered by this manifest, except as noted in item 19.
Printed/Typed Name: RICHARD J DENNIS
Signature: [signature]
Date: Month 04 Day 16 Year 19

GENERATOR

TRANSPORTER

FACILITY

NON-HAZARDOUS WASTE

CF14 © 2002 LABELMASTER® (800) 621-5808 www.labelmaster.com

PRINTED ON RECYCLED PAPER USING SOYBEAN INK SOYINK

NEWS NE / ONTARIO COUNTY LANDFILL

A Division of Casella Waste Systems
1879 NYS Route 5&20
Stanley, NY 14561

Ticket: 843030
Date: 4/16/2019
Time: 12:22:33 - 12:39:53

Customer: LE-01097/SESSLER/21224
Carrier: RIC/RICCELLI
Truck: RIC315
Truck Type: DT/DUMP TRUCK
Profile: 21224/AMPHENOL
Generator: AMPH/AMPHENOL
Grid: PH9C2/PHASE9C2

Comment: 21224

Gross: 57580 L In Scale 1
Tare: 29580 L Out Scale 2
Net: 28000 L

Tons: 14.00

Materials & Services

Origin: DE/DELAWARE
Material: IN/INDUSTRIAL WASTE
Quantity: 14.00 Ton
Rate: $0.00/T
Amount: $ 0.00

Total Taxes: $ 0.00
Total Amount: $ 0.00

Weighmaster: Richard Dennis

Driver:

By signing above, I declare that I did NOT deposit any PROHIBITED WASTES

****

NON-HAZARDOUS WASTE MANIFEST

T-315

Please print or type (Form designed for use on elite (12 pitch) typewriter)

NON-HAZARDOUS WASTE MANIFEST

1. Generator's US EPA ID No. N/A

Manifest Document No.

2. Page 1 of

3. Generator's Name and Mailing Address
Amphenol Aerospace
40-60 Delaware Ave, Sidney, NY 13838

40-60 Delaware Ave
Sidney, NY 13838

4. Generator's Phone ( ) 607-563-5940

5. Transporter 1 Company Name
Riccelli Ent, Inc.

6. US EPA ID Number

A. State Transporter's ID

B. Transporter 1 Phone 585.334.3410

7. Transporter 2 Company Name

8. US EPA ID Number

C. State Transporter's ID

D. Transporter 2 Phone

9. Designated Facility Name and Site Address
Ontario County Landfill
3555 Post Farm Road
Stanley, NY 14561

10. US EPA ID Number

E. State Facility's ID

F. Facility's Phone 585.526-4120

11. WASTE DESCRIPTION

	Containers No.	Containers Type	13. Total Quantity	14. Unit WL/Vol.
a. Non-RCRA, Non-DOT Regulated PCB Impacted Concrete Debris	1	DT	22 Est.	Tons
b.				
c.				
d.				

G. Additional Descriptions for Materials Listed Above
P.O.: 19-E136
Approval # 21224

H. Handling Codes for Wastes Listed Above
a. c.
b. d.

15. Special Handling Instructions and Additional Information
In case of emergency please call Sessler Environmental Service's land line: 585.617.5710

16. GENERATOR'S CERTIFICATION: I hereby certify that the contents of this shipment are fully and accurately described and are in all respects in proper condition for transport. The materials described on this manifest are not subject to federal hazardous waste regulations.
SES AS AGENT FOR GENERATOR

Printed/Typed Name: Luke Keyes | Signature | Date: Month 4 Day 16 Year 19

17. Transporter 1 Acknowledgement of Receipt of Materials
Printed/Typed Name: Duane Dauman | Signature | Date: Month 4 Day 16 Year 19

18. Transporter 2 Acknowledgement of Receipt of Materials
Printed/Typed Name | Signature | Date: Month Day Year

19. Discrepancy Indication Space

20. Facility Owner or Operator: Certification of receipt of the waste materials covered by this manifest, except as noted in item 19.
Printed/Typed Name: Richard J Denny | Signature | Date: Month 04 Day 16 Year 19

NON-HAZARDOUS WASTE

GENERATOR

TRANSPORTER

FACILITY

CF14 © 2002 LABELMASTER® (800) 621-5808 www.labelmaster.com

PRINTED ON RECYCLED PAPER WITH SOY INK

79140

Please print or type

Form Approved. OMB No. 2050-0039

UNIFORM HAZARDOUS WASTE MANIFEST

1. Generator ID Number
2. Page 1 of
3. Emergency Response Phone
4. Manifest Tracking Number: 013578734 FLE

5. Generator's Name and Mailing Address
Generator's Site Address (if different than mailing address)
Generator's Phone

6. Transporter 1 Company Name: LK
U.S. EPA ID Number: LK

7. Transporter 2 Company Name: US BULK TRANSPORT INC
U.S. EPA ID Number: PAD 987347515

8. Designated Facility Name and Site Address
U.S. EPA ID Number
Facility's Phone

GENERATOR

9a HM	9b U.S. DOT Description (including Proper Shipping Name, Hazard Class, ID Number and Packing Group (if any))	10. Containers No.	Type	11. Total Quantity	12. Unit Wt./Vol.	13. Waste Codes
	1 UN1431 Polychlorinated Biphenyls Solid Solution 9 PG II		DT	33 Est		
	2					
	3					
	4					

14. Special Handling Instructions and Additional Information
SES PO: 19-E136
Approval #B1900:GWD1
Storage ~~State of~~ Star + dock 4/Ke
TK#119

15. **GENERATOR'S/OFFEROR'S CERTIFICATION:** I hereby declare that the contents of this consignment are fully and accurately described above by the proper shipping name, and are classified, packaged, marked and labeled/placarded, and are in all respects in proper condition for transport according to applicable international and national governmental regulations. If export shipment and I am the Primary Exporter I certify that the contents of this consignment conform to the terms of the attached EPA Acknowledgment of Consent.
I certify that the waste minimization statement identified in 40 CFR 262.27(a) (if I am a large quantity generator) or (b) (if I am a small quantity generator) is true.

Generator's/Offeror's Printed/Typed Name: As Agent for Luke Keyes
Signature
Month 4 Day 22 Year 19

INT'L

16. International Shipments ☐ Import to U.S. ☐ Export from U.S. Port of entry/exit
Transporter signature (for exports only): Date leaving U.S.:

TRANSPORTER

17. Transporter Acknowledgment of Receipt of Materials
Transporter 1 Printed/Typed Name: X Scott Tillis
Signature
Month 04 Day 22 Year 19
Transporter 2 Printed/Typed Name: X
Signature
Month Day Year

DESIGNATED FACILITY

18. Discrepancy
18a. Discrepancy Indication Space ☒ Quantity ☐ Type ☐ Residue ☐ Partial Rejection ☐ Full Rejection
actual weight 22218k alipe Eric Hobson/Sessler eru 04-24-19
18b. Alternate Facility (or Generator) Manifest Reference Number U.S. EPA ID Number
Facility's Phone
18c. Signature of Alternate Facility (or Generator) Month Day Year

19. Hazardous Waste Report Management Method Codes (i.e., codes for hazardous waste treatment, disposal, and recycling systems)
1. H132 2. 3. 4.

20. Designated Facility Owner or Operator: Certification of receipt of hazardous materials covered by the manifest except as noted in Item 18a
Printed/Typed Name: Antonio Cebron
Signature
Month 4 Day 23 Year 19

EPA Form 8700-22 (Rev. 12-17) Previous editions are obsolete.

DESIGNATED FACILITY TO EPA's e-MANIFEST SYSTEM

Invoice: 496116 Receipt 03-00 1307268 Cod COD #2

US ecology CERTIFICATE OF DISPOSAL

FOR MANIFESTED PCB WASTE

This certificate is to verify the wastes identified as PCB Solids

and specified on Manifest # 013578734FLE, Line Item 1 has been landfilled on

4-23, 19 in accordance with all local, state and federal regulations by:

Wayne Disposal, Inc

(EPA I.D. # MID048090633)

49350 N. I-94 Service Drive, Belleville, Michigan 48111
Telephone: 800-592-5489
Fax: 800-593-5329

Under civil and criminal penalties of law for the making or submission of false or fraudulent statements or representations (18 U.S.C. 1001 and 15 U.S.C. 2615), I certify that the information contained in or accompanying this document is true, accurate and complete. As to the identified section(s) of this document for which I cannot personally verify truth and accuracy, I certify as the company official having supervisory responsibility for the persons who are acting under my direct instructions made the verification that this information is true accurate and complete.

Authorized Signature: _____

78760 Truck # 197

Please print or type.

Form Approved. OMB No. 2050-0039

UNIFORM HAZARDOUS WASTE MANIFEST

1. Generator ID Number: [illegible]
2. Page 1 of 1
3. Emergency Response Phone: [illegible]
4. Manifest Tracking Number: 013578735 FLE

5. Generator's Name and Mailing Address: [illegible] Delaware St [illegible]
Generator's Phone: [illegible]
Generator's Site Address (if different than mailing address): Same

6. Transporter 1 Company Name: ~~[illegible]~~ AG
U.S. EPA ID Number: ~~[illegible]~~ AG

7. Transporter 2 Company Name: US Bulk Transport INC
U.S. EPA ID Number: PAD 987347515

8. Designated Facility Name and Site Address: [illegible] Service Drive [illegible]
Facility's Phone: [illegible]
U.S. EPA ID Number: [illegible]

9a. HM	9b. U.S. DOT Description (including Proper Shipping Name, Hazard Class, ID Number and Packing Group (if any))	10. Containers No.	10. Containers Type	11. Total Quantity	12. Unit Wt./Vol.	13. Waste Codes
	1. [illegible] Polychlorinated Biphenyls, Solid (Concrete), 9 PGIII RQ RA.	1	DT	EST 30,000	K	[illegible]
	2.					
	3.					
	4.					

14. Special Handling Instructions and Additional Information
SES PO 19-E136
Approval #B190050WDI
Storage ~~[illegible]~~ Start date 4/16

15. **GENERATOR'S/OFFEROR'S CERTIFICATION:** I hereby declare that the contents of this consignment are fully and accurately described above by the proper shipping name, and are classified, packaged, marked and labeled/placarded, and are in all respects in proper condition for transport according to applicable international and national governmental regulations. If export shipment and I am the Primary Exporter, I certify that the contents of this consignment conform to the terms of the attached EPA Acknowledgment of Consent.
I certify that the waste minimization statement identified in 40 CFR 262.27(a) (if I am a large quantity generator) or (b) (if I am a small quantity generator) is true.

Generator's/Offeror's Printed/Typed Name: Agent for Luke Keys
Signature: [signature]
Month 4 Day 22 Year 19

16. International Shipments: ☐ Import to U.S. ☐ Export from U.S. Port of entry/exit:
Transporter signature (for exports only): Date leaving U.S.

17. Transporter Acknowledgment of Receipt of Materials

Transporter 1 Printed/Typed Name: Signature: Month Day Year

Transporter 2 Printed/Typed Name: Randy Akin
Signature: [signature]
Month 4 Day 22 Year 19

18. Discrepancy

18a. Discrepancy Indication Space: ☐ Quantity ☐ Type ☐ Residue ☐ Partial Rejection ☐ Full Rejection

Manifest Reference Number:

18b. Alternate Facility (or Generator): U.S. EPA ID Number:
Facility's Phone:

18c. Signature of Alternate Facility (or Generator): Month Day Year

19. Hazardous Waste Report Management Method Codes (i.e., codes for hazardous waste treatment, disposal, and recycling systems)

1	2	3	4
H132			

20. Designated Facility Owner or Operator: Certification of receipt of hazardous materials covered by the manifest except as noted in Item 18a

Printed/Typed Name: Antonio Gibson
Signature: [signature]
Month 4 Day 25 Year 19

GENERATOR / INT'L / TRANSPORTER / DESIGNATED FACILITY

EPA Form 8700-22 (Rev. 12-17) Previous editions are obsolete.

DESIGNATED FACILITY TO EPA's e-MANIFEST SYSTEM

11837766

US ecology CERTIFICATE OF DISPOSAL

FOR MANIFESTED PCB WASTE

This certificate is to verify the wastes identified as PCB Solids

and specified on Manifest # 013578735FLE, Line Item 1 has been landfilled on 4-23, 19 in accordance with all local, state and federal regulations by:

Wayne Disposal, Inc

(EPA I.D. # MID048090633)

49350 N. I-94 Service Drive, Belleville, Michigan 48111
Telephone: 800-592-5489
Fax: 800-593-5329

Under civil and criminal penalties of law for the making or submission of false or fraudulent statements or representations (18 U.S.C. 1001 and 15 U.S.C. 2615), I certify that the information contained in or accompanying this document is true, accurate and complete. As to the identified section(s) of this document for which I cannot personally verify truth and accuracy, I certify as the company official having supervisory responsibility for the persons who are acting under my direct instructions made the verification that this information is true accurate and complete.

Authorized Signature: _____

190 79400

Please print or type

Form Approved OMB No. 2050-0039

UNIFORM HAZARDOUS WASTE MANIFEST

1. Generator ID Number: [illegible]
2. Page 1 of 1
3. Emergency Response Phone: [illegible]
4. Manifest Tracking Number: 013578737 FLE

5. Generator's Name and Mailing Address: [illegible] Delaware St [illegible] NY [illegible]
Generator's Phone: [illegible]

Generator's Site Address (if different than mailing address): Same

6. Transporter 1 Company Name: ~~Page Etc Inc~~ AG
U.S. EPA ID Number: ~~[illegible]~~ AC

7. Transporter 2 Company Name: US Bulk Transport Inc
U.S. EPA ID Number: PAD 987347515

8. Designated Facility Name and Site Address: Payne Disposal Inc [illegible] North [illegible] Service Drive [illegible] Belleville, MI [illegible]
Facility's Phone: [illegible]
U.S. EPA ID Number: [illegible]

9a HM	9b U.S. DOT Description (including Proper Shipping Name, Hazard Class, ID Number, and Packing Group (if any))	10. Containers No.	Type	11. Total Quantity	12. Unit Wt./Vol.	13. Waste Codes
X	1. UN3432 Polychlorinated Biphenyls, Solid (Concrete) 9 PG[illegible]	[illegible]	[illegible]	20 ~~33~~	[illegible]	[illegible]
	2.					
	3.					
	4.					

14. Special Handling Instructions and Additional Information
SES PO 19-E136
Approval #B190050WDI
Storage ~~State 4/16~~ Start date 4/16

15. **GENERATOR'S/OFFEROR'S CERTIFICATION:** I hereby declare that the contents of this consignment are fully and accurately described above by the proper shipping name, and are classified, packaged, marked and labeled/placarded, and are in all respects in proper condition for transport according to applicable international and national governmental regulations. If export shipment and I am the Primary Exporter, I certify that the contents of this consignment conform to the terms of the attached EPA Acknowledgment of Consent.
I certify that the waste minimization statement identified in 40 CFR 262.27(a) (if I am a large quantity generator) or (b) (if I am a small quantity generator) is true.

Generator's/Offeror's Printed/Typed Name: Agent of Luke Keyes
Signature: [signature]
Month 4 Day 22 Year 19

16. International Shipments ☐ Import to U.S. ☐ Export from U.S. Port of entry/exit:
Transporter signature (for exports only) Date leaving U.S.

17. Transporter Acknowledgment of Receipt of Materials
Transporter 1 Printed/Typed Name: Signature: Month Day Year
Transporter 2 Printed/Typed Name: Chris Kind Signature: [signature] Month 4 Day 22 Year 19

18. Discrepancy
18a. Discrepancy Indication Space ☐ Quantity ☐ Type ☐ Residue ☐ Partial Rejection ☐ Full Rejection
Manifest Reference Number:
18b. Alternate Facility (or Generator) U.S. EPA ID Number
Facility's Phone
18c. Signature of Alternate Facility (or Generator) Month Day Year

19. Hazardous Waste Report Management Method Codes (i.e., codes for hazardous waste treatment, disposal, and recycling systems)
1. H132 2. 3. 4.

20. Designated Facility Owner or Operator: Certification of receipt of hazardous materials covered by the manifest except as noted in Item 18a
Printed/Typed Name: Antonio Gibson Signature: [signature] Month 4 Day 23 Year 19

GENERATOR / INT'L / TRANSPORTER / DESIGNATED FACILITY

EPA Form 8700-22 (Rev. 12-17) Previous editions are obsolete.

DESIGNATED FACILITY TO EPA's e-MANIFEST SYSTEM

US ecology CERTIFICATE OF DISPOSAL

FOR MANIFESTED PCB WASTE

This certificate is to verify the wastes identified as PCB Solids

and specified on Manifest # 013578737FLE, Line Item 1 has been landfilled on

4-23, 19 in accordance with all local, state and federal regulations by:

Wayne Disposal, Inc

(EPA I.D. # MID048090633)

49350 N. I-94 Service Drive, Belleville, Michigan 48111
Telephone: 800-592-5489
Fax: 800-593-5329

Under civil and criminal penalties of law for the making or submission of false or fraudulent statements or representations (18 U.S.C. 1001 and 15 U.S.C. 2615), I certify that the information contained in or accompanying this document is true, accurate and complete. As to the identified section(s) of this document for which I cannot personally verify truth and accuracy, I certify as the company official having supervisory responsibility for the persons who are acting under my direct instructions made the verification that this information is true accurate and complete.

Authorized Signature: _____

Invoice: 496116 **Receipt 03-00 1307275** **Manifest 013578736FLE**

#176 77060

Please print or type

Form Approved. OMB No. 2050-0039

UNIFORM HAZARDOUS WASTE MANIFEST

1. Generator ID Number: [illegible]
2. Page 1 of 1
3. Emergency Response Phone: [illegible]
4. Manifest Tracking Number: 013578736 FLE

5. Generator's Name and Mailing Address: [illegible] 440 Delaware St. Buffalo, NY 14213
Generator's Site Address (if different than mailing address): Same
Generator's Phone: [illegible]

6. Transporter 1 Company Name: [illegible] U.S. EPA ID Number: [illegible]

7. Transporter 2 Company Name: U.S. Bulk Transport INC U.S. EPA ID Number: PAD 987347515

8. Designated Facility Name and Site Address: [illegible] 4511 North [illegible] Service Drive Belleville, [illegible]
U.S. EPA ID Number: [illegible]
Facility's Phone: [illegible]

9a HM	9b. U.S. DOT Description (including Proper Shipping Name, Hazard Class, ID Number, and Packing Group (if any))	10. Containers No	10. Containers Type	11. Total Quantity	12. Unit Wt./Vol.	13. Waste Codes
X	1 [illegible] Polychlorinated Biphenyls, Solid, [illegible] (PCB) RQ 8GS	1	DT	ESI 33000	%	[illegible]
	2					
	3					
	4					

14. Special Handling Instructions and Additional Information
SES PO 19-E136
Approval #B19005OV.D1
Storage ~~[illegible]~~ Start date 4/16

15. **GENERATOR'S/OFFEROR'S CERTIFICATION:** I hereby declare that the contents of this consignment are fully and accurately described above by the proper shipping name, and are classified, packaged, marked and labeled/placarded, and are in all respects in proper condition for transport according to applicable international and national governmental regulations. If export shipment and I am the Primary Exporter I certify that the contents of this consignment conform to the terms of the attached EPA Acknowledgment of Consent.
I certify that the waste minimization statement identified in 40 CFR 262.27(a) (if I am a large quantity generator) or (b) (if I am a small quantity generator) is true.

Generator's/Offeror's Printed/Typed Name: Agent for Luke Keyes Signature: [signature] Month 4 Day 22 Year 19

16. International Shipments: ☐ Import to U.S. ☐ Export from U.S. Port of entry/exit: Date leaving U.S.
Transporter signature (for exports only):

17. Transporter Acknowledgment of Receipt of Materials
Transporter 1 Printed/Typed Name: Signature: Month Day Year
Transporter 2 Printed/Typed Name: Scott E. Carlson Signature: Scott E. Carlson Month 4 Day 22 Year 19

18. Discrepancy
18a. Discrepancy Indication Space: ☒ Quantity ☐ Type ☐ Residue ☐ Partial Rejection ☐ Full Rejection
actual weight 21155K per Eric Hobson w/ Seegler Eno 4-24-19
18b. Alternate Facility (or Generator) Manifest Reference Number: U.S. EPA ID Number:
Facility's Phone:
18c. Signature of Alternate Facility (or Generator) Month Day Year

19. Hazardous Waste Report Management Method Codes (i.e., codes for hazardous waste treatment, disposal, and recycling systems)
1. H132 2. 3. 4.

20. Designated Facility Owner or Operator: Certification of receipt of hazardous materials covered by the manifest except as noted in Item 18a
Printed/Typed Name: Antonio Carlson Signature: [signature] Month 4 Day 23 Year 19

GENERATOR | INT'L | TRANSPORTER | DESIGNATED FACILITY

EPA Form 8700-22 (Rev. 12-17) Previous editions are obsolete.

DESIGNATED FACILITY TO EPA's e-MANIFEST SYSTEM

11843859

US ecology CERTIFICATE OF DISPOSAL

FOR MANIFESTED PCB WASTE

This certificate is to verify the wastes identified as PCB Solids

and specified on Manifest # 013578736FLE, Line Item 1 has been landfilled on 4-23, 19 in accordance with all local, state and federal regulations by:

Wayne Disposal, Inc

(EPA I.D. # MID048090633)

49350 N. I-94 Service Drive, Belleville, Michigan 48111
Telephone: 800-592-5489
Fax: 800-593-5329

Under civil and criminal penalties of law for the making or submission of false or fraudulent statements or representations (18 U.S.C. 1001 and 15 U.S.C. 2615), I certify that the information contained in or accompanying this document is true, accurate and complete. As to the identified section(s) of this document for which I cannot personally verify truth and accuracy. I certify as the company official having supervisory responsibility for the persons who are acting under my direct instructions made the verification that this information is true accurate and complete.

Authorized Signature: _____

84220

127

Please print or type

Form Approved. OMB No. 2050-0039

UNIFORM HAZARDOUS WASTE MANIFEST

1. Generator ID Number: [illegible]
2. Page 1 of
3. Emergency Response Phone: [illegible]
4. Manifest Tracking Number: 013578738 FLE

5. Generator's Name and Mailing Address: [illegible] 40-60 Delaware St Sidney [illegible]
Generator's Phone: [illegible]

Generator's Site Address (if different than mailing address): Same

6. Transporter 1 Company Name: ~~Page Etc Inc~~ AG
U.S. EPA ID Number: [illegible]

7. Transporter 2 Company Name: US Bulk Transport Inc
U.S. EPA ID Number: PAD 987347515

8. Designated Facility Name and Site Address: [illegible] 49350 North I-94 Service Drive Belleville MI 48111
Facility's Phone: 734-697-2211
U.S. EPA ID Number: [illegible]

9a HM	9b U.S. DOT Description (including Proper Shipping Name, Hazard Class, ID Number, and Packing Group (if any))	10. Containers No.	Type	11. Total Quantity	12. Unit Wt./Vol.	13. Waste Codes
X	1 UN3432 Polychlorinated Biphenyls, Solid (Concrete) 9 PGIII	1	DT	~~33~~ 23,000 AC	X	[illegible]
	2					
	3					
	4					

14. Special Handling Instructions and Additional Information
SES PO 19-E136
Approval #B190050WDI
Storage ~~[illegible]~~ Start date 4/16

15. **GENERATOR'S/OFFEROR'S CERTIFICATION:** I hereby declare that the contents of this consignment are fully and accurately described above by the proper shipping name, and are classified, packaged, marked and labeled/placarded, and are in all respects in proper condition for transport according to applicable international and national governmental regulations. If export shipment and I am the Primary Exporter, I certify that the contents of this consignment conform to the terms of the attached EPA Acknowledgment of Consent.
I certify that the waste minimization statement identified in 40 CFR 262.27(a) (if I am a large quantity generator) or (b) (if I am a small quantity generator) is true.

Generator's/Offeror's Printed/Typed Name: Agent of Lake Keyes
Signature: [signature]
Month 4 Day 22 Year 19

16. International Shipments ☐ Import to U.S. ☐ Export from U.S. Port of entry/exit:
Transporter signature (for exports only): Date leaving U.S.

17. Transporter Acknowledgment of Receipt of Materials

Transporter 1 Printed/Typed Name: Signature: Month Day Year

Transporter 2 Printed/Typed Name: [signature]
Signature: [signature]
Month 4 Day 22 Year 19

18. Discrepancy

18a. Discrepancy Indication Space ☐ Quantity ☐ Type ☐ Residue ☐ Partial Rejection ☐ Full Rejection

Manifest Reference Number:

18b. Alternate Facility (or Generator) U.S. EPA ID Number
Facility's Phone:

18c. Signature of Alternate Facility (or Generator) Month Day Year

19. Hazardous Waste Report Management Method Codes (i.e., codes for hazardous waste treatment, disposal, and recycling systems):

1	2	3	4
H132			

20. Designated Facility Owner or Operator: Certification of receipt of hazardous materials covered by the manifest except as noted in Item 18a

Printed/Typed Name: Holt Schroeck
Signature: [signature]
Month 4 Day 23 Year 19

GENERATOR / INT'L / TRANSPORTER / DESIGNATED FACILITY

EPA Form 8700-22 (Rev. 12-17) Previous editions are obsolete.

DESIGNATED FACILITY TO EPA's e-MANIFEST SYSTEM

US ecology CERTIFICATE OF DISPOSAL

FOR MANIFESTED PCB WASTE

This certificate is to verify the wastes identified as PCB Solids

and specified on Manifest # 013578738FLE, Line Item 1 has been landfilled on 4-23, 19 in accordance with all local, state and federal regulations by:

Wayne Disposal, Inc

(EPA I.D. # MID048090633)

49350 N. I-94 Service Drive, Belleville, Michigan 48111
Telephone: 800-592-5489
Fax: 800-593-5329

Under civil and criminal penalties of law for the making or submission of false or fraudulent statements or representations (18 U.S.C. 1001 and 15 U.S.C. 2615), I certify that the information contained in or accompanying this document is true, accurate and complete. As to the identified section(s) of this document for which I cannot personally verify truth and accuracy, I certify as the company official having supervisory responsibility for the persons who are acting under my direct instructions made the verification that this information is true accurate and complete.

Authorized Signature: _____

78440 160

Please print or type

Form Approved. OMB No. 2050-0039

UNIFORM HAZARDOUS WASTE MANIFEST

1. Generator ID Number
2. Page 1 of 1
3. Emergency Response Phone
4. Manifest Tracking Number: 013578739 FLE

5. Generator's Name and Mailing Address
Generator's Site Address (if different than mailing address): Same
Generator's Phone

6. Transporter 1 Company Name: AG
U.S. EPA ID Number: AG

7. Transporter 2 Company Name: US BoK Transport Inc
U.S. EPA ID Number: PAD 987347515

8. Designated Facility Name and Site Address
U.S. EPA ID Number
Facility's Phone

9a HM	9b. U.S. DOT Description (including Proper Shipping Name, Hazard Class, ID Number and Packing Group (if any))	10. Containers No	10. Containers Type	11. Total Quantity	12. Unit Wt./Vol.	13. Waste Codes
X	1. UN1410 Polychlorinated Biphenyls, Solid, Poisonous, PG II	1	DT	33000 33K	P	
	2					
	3					
	4					

14. Special Handling Instructions and Additional Information
SES PO 19-E136
Approval #B190030WDI
Storage ~~State 435~~ Start date 4/16

15. **GENERATOR'S/OFFEROR'S CERTIFICATION:** I hereby declare that the contents of this consignment are fully and accurately described above by the proper shipping name, and are classified, packaged, marked and labeled/placarded, and are in all respects in proper condition for transport according to applicable international and national governmental regulations. If export shipment and I am the Primary Exporter, I certify that the contents of this consignment conform to the terms of the attached EPA Acknowledgment of Consent.
I certify that the waste minimization statement identified in 40 CFR 262.27(a) (if I am a large quantity generator) or (b) (if I am a small quantity generator) is true.

Generator's/Offeror's Printed/Typed Name: Agent of Luke Keys
Signature
Month Day Year: 4 22 19

16. International Shipments ☐ Import to U.S. ☐ Export from U.S. Port of entry/exit
Transporter signature (for exports only): Date leaving U.S.

17. Transporter Acknowledgment of Receipt of Materials
Transporter 1 Printed/Typed Name
Signature
Month Day Year

Transporter 2 Printed/Typed Name: JEFFREY HALL
Signature: Jeffrey Hall
Month Day Year: 4 22 19

18. Discrepancy
18a. Discrepancy Indication Space ☒ Quantity ☐ Type ☐ Residue ☐ Partial Rejection ☐ Full Rejection
actual weight 20655K per Eric Hobson w/ Scale Ticket 04-24-19
Manifest Reference Number
18b. Alternate Facility (or Generator)
U.S. EPA ID Number
Facility's Phone
18c. Signature of Alternate Facility (or Generator)
Month Day Year

19. Hazardous Waste Report Management Method Codes (i.e., codes for hazardous waste treatment, disposal, and recycling systems)
1. H132 2. 3. 4.

20. Designated Facility Owner or Operator: Certification of receipt of hazardous materials covered by the manifest except as noted in Item 18a
Printed/Typed Name: Chris Gibson
Signature
Month Day Year: 4 23 19

GENERATOR | INT'L | TRANSPORTER | DESIGNATED FACILITY

EPA Form 8700-22 (Rev. 12-17) Previous editions are obsolete.

DESIGNATED FACILITY TO EPA's e-MANIFEST SYSTEM

11843845

US ecology CERTIFICATE OF DISPOSAL

FOR MANIFESTED PCB WASTE

This certificate is to verify the wastes identified as PCB Solids

and specified on Manifest # 013578729FLE, Line Item 1 has been landfilled on 4-23, 19 in accordance with all local, state and federal regulations by:

Wayne Disposal, Inc

(EPA I.D. # MID048090633)

49350 N. I-94 Service Drive, Belleville, Michigan 48111
Telephone: 800-592-5489
Fax: 800-593-5329

Under civil and criminal penalties of law for the making or submission of false or fraudulent statements or representations (18 U.S.C. 1001 and 15 U.S.C. 2615), I certify that the information contained in or accompanying this document is true, accurate and complete. As to the identified section(s) of this document for which I cannot personally verify truth and accuracy, I certify as the company official having supervisory responsibility for the persons who are acting under my direct instructions made the verification that this information is true accurate and complete.

Authorized Signature: _____

70280

Please print or type

Form Approved OMB No 2050-0039

UNIFORM HAZARDOUS WASTE MANIFEST

1. Generator ID Number: [illegible]
2. Page 1 of 1
3. Emergency Response Phone: [illegible]
4. Manifest Tracking Number: 013578740 FLE

5. Generator's Name and Mailing Address: [illegible] Delaware St, Sidney NY 13838, [illegible]
Generator's Site Address (if different than mailing address): Same
Generator's Phone

6. Transporter 1 Company Name: ~~[illegible]~~ AS
U.S. EPA ID Number: ~~[illegible]~~ KG

7. Transporter 2 Company Name: US Bulk Transport Inc
U.S. EPA ID Number: PAD 987347515

8. Designated Facility Name and Site Address: [illegible] Disposal Inc, 49351 North 1-94 Service Drive, Belleville, ME 48111
U.S. EPA ID Number: [illegible]
Facility's Phone: [illegible]

9a HM	9b. U.S. DOT Description (including Proper Shipping Name, Hazard Class, ID Number, and Packing Group (if any))	10. Containers No.	Type	11. Total Quantity	12. Unit Wt./Vol.	13. Waste Codes
[illegible]	1. UN3432 Polychlorinated Biphenyls, Solid, Concrete, PPGIII		DT	23 ~~00~~ 33 ~~00~~	X	[illegible]
	2.					
	3.					
	4.					

14. Special Handling Instructions and Additional Information
SES PO 19-E13[illegible]
Approval #B190050WDI
Storage ~~[illegible]~~ Start date 4/16

15. **GENERATOR'S/OFFEROR'S CERTIFICATION:** I hereby declare that the contents of this consignment are fully and accurately described above by the proper shipping name, and are classified, packaged, marked and labeled/placarded, and are in all respects in proper condition for transport according to applicable international and national governmental regulations. If export shipment and I am the Primary Exporter, I certify that the contents of this consignment conform to the terms of the attached EPA Acknowledgment of Consent.
I certify that the waste minimization statement identified in 40 CFR 262.27(a) (if I am a large quantity generator) or (b) (if I am a small quantity generator) is true.

Generator's/Offeror's Printed/Typed Name: Agent of Luke Keyes
Signature: [signature]
Month 4 Day 22 Year 19

16. International Shipments ☐ Import to U.S. ☐ Export from U.S. Port of entry/exit
Transporter signature (for exports only) Date leaving U.S.

17. Transporter Acknowledgment of Receipt of Materials
Transporter 1 Printed/Typed Name: Signature: Month Day Year
Transporter 2 Printed/Typed Name: Andrew S Winship
Signature: [signature]
Month 4 Day 22 Year 19

18. Discrepancy
18a. Discrepancy Indication Space ☐ Quantity ☐ Type ☐ Residue ☐ Partial Rejection ☐ Full Rejection
Manifest Reference Number
18b. Alternate Facility (or Generator) U.S. EPA ID Number
Facility's Phone
18c. Signature of Alternate Facility (or Generator) Month Day Year

19. Hazardous Waste Report Management Method Codes (i.e., codes for hazardous waste treatment, disposal, and recycling systems):
1. H132 2. 3. 4.

20. Designated Facility Owner or Operator: Certification of receipt of hazardous materials covered by the manifest except as noted in Item 18a
Printed/Typed Name: Connie Wilkes
Signature: [signature]
Month 4 Day 23 Year 19

GENERATOR / INT'L / TRANSPORTER / DESIGNATED FACILITY

EPA Form 8700-22 (Rev. 12-17) Previous editions are obsolete

DESIGNATED FACILITY TO EPA's e-MANIFEST SYSTEM

Invoice: 496116 Receipt 03-00 1307297 Cod COD #2

US ecology CERTIFICATE OF DISPOSAL

FOR MANIFESTED PCB WASTE

This certificate is to verify the wastes identified as PCB Solids

and specified on Manifest # 013578740FLE, Line Item 1 has been landfilled on

4-23-19 in accordance with all local, state and federal regulations by:

Wayne Disposal, Inc

(EPA I.D. # MID048090633)

49350 N. I-94 Service Drive, Belleville, Michigan 48111
Telephone: 800-592-5489
Fax: 800-593-5329

Under civil and criminal penalties of law for the making or submission of false or fraudulent statements or representations (18 U.S.C. 1001 and 15 U.S.C. 2615), I certify that the information contained in or accompanying this document is true, accurate and complete. As to the identified section(s) of this document for which I cannot personally verify truth and accuracy, I certify as the company official having supervisory responsibility for the persons who are acting under my direct instructions made the verification that this information is true accurate and complete.

Authorized Signature: _____

101 80800

Please print or type. Form Approved OMB No. 2050-0039

UNIFORM HAZARDOUS WASTE MANIFEST

1. Generator ID Number: [illegible]
2. Page 1 of 1
3. Emergency Response Phone: [illegible]
4. Manifest Tracking Number: 013578741 FLE

5. Generator's Name and Mailing Address: [illegible] Delaware St, Sidney, NY [illegible]
Generator's Site Address (if different than mailing address): Same
Generator's Phone: [illegible]

6. Transporter 1 Company Name: ~~Page Et Inc~~ AA
U.S. EPA ID Number: ~~[illegible]~~ AA

7. Transporter 2 Company Name: US Bulk Transport Inc
U.S. EPA ID Number: PAD 987347515

8. Designated Facility Name and Site Address: [illegible] Disposal Inc, 49350 North I-94 Service Drive, Belleville, MI 48111
U.S. EPA ID Number: [illegible]
Facility's Phone: [illegible]

9a HM	9b U.S. DOT Description (including Proper Shipping Name, Hazard Class, ID Number and Packing Group (if any))	10 Containers No	10 Containers Type	11 Total Quantity	12 Unit Wt./Vol.	13 Waste Codes
1	UN3432 Polychlorinated Biphenyls, Solid (Concrete) [illegible]	1	DT	23000	X	[illegible]
2						
3						
4						

14. Special Handling Instructions and Additional Information
SES PO 19-E136
Approval #B190050WDI
Storage Start Date 4/16

15. **GENERATOR'S/OFFEROR'S CERTIFICATION:** I hereby declare that the contents of this consignment are fully and accurately described above by the proper shipping name, and are classified, packaged, marked and labeled/placarded, and are in all respects in proper condition for transport according to applicable international and national governmental regulations. If export shipment and I am the Primary Exporter, I certify that the contents of this consignment conform to the terms of the attached EPA Acknowledgment of Consent.
I certify that the waste minimization statement identified in 40 CFR 262.27(a) (if I am a large quantity generator) or (b) (if I am a small quantity generator) is true.

Generator's/Offeror's Printed/Typed Name: Agent of Lake Keyes
Signature: [signature]
Month 4 Day 22 Year 19

16. International Shipments ☐ Import to U.S. ☐ Export from U.S. Port of entry/exit: _____
Transporter signature (for exports only): Date leaving U.S.:

17. Transporter Acknowledgment of Receipt of Materials
Transporter 1 Printed/Typed Name: Signature: Month Day Year
Transporter 2 Printed/Typed Name: [illegible] Signature: [signature]
Month 4 Day 22 Year 19

18. Discrepancy
18a. Discrepancy Indication Space ☐ Quantity ☐ Type ☐ Residue ☐ Partial Rejection ☐ Full Rejection
Manifest Reference Number:

18b. Alternate Facility (or Generator) U.S. EPA ID Number
Facility's Phone

18c. Signature of Alternate Facility (or Generator) Month Day Year

19. Hazardous Waste Report Management Method Codes (i.e., codes for hazardous waste treatment, disposal, and recycling systems)
1. H122 2. 3. 4.

20. Designated Facility Owner or Operator: Certification of receipt of hazardous materials covered by the manifest except as noted in Item 18a
Printed/Typed Name: [signature]
Signature: [signature]
Month 4 Day 23 Year 19

GENERATOR / INT'L / TRANSPORTER / DESIGNATED FACILITY

EPA Form 8700-22 (Rev. 12-17). Previous editions are obsolete.

DESIGNATED FACILITY TO EPA's e-MANIFEST SYSTEM

US ecology CERTIFICATE OF DISPOSAL

FOR MANIFESTED PCB WASTE

This certificate is to verify the wastes identified as PCB Solids

and specified on Manifest # 013578741FLE, Line Item 1 has been landfilled on 4-23, 19 in accordance with all local, state and federal regulations by:

Wayne Disposal, Inc

(EPA I.D. # MID048090633)

49350 N. I-94 Service Drive, Belleville, Michigan 48111
Telephone: 800-592-5489
Fax: 800-593-5329

Under civil and criminal penalties of law for the making or submission of false or fraudulent statements or representations (18 U.S.C. 1001 and 15 U.S.C. 2615), I certify that the information contained in or accompanying this document is true, accurate and complete. As to the identified section(s) of this document for which I cannot personally verify truth and accuracy, I certify as the company official having supervisory responsibility for the persons who are acting under my direct instructions made the verification that this information is true accurate and complete.

Authorized Signature: _____

Invoice: 496116 Receipt 03-00 1307356 Manifest 013578742FLE

169 80820

Please print or type

Form Approved: OMB No. 2050-0039

UNIFORM HAZARDOUS WASTE MANIFEST

1. Generator ID Number: [illegible]
2. Page 1 of 1
3. Emergency Response Phone: [illegible]
4. Manifest Tracking Number: 013578742 FLE

5. Generator's Name and Mailing Address: [illegible] 40-60 Delaware St [illegible]
Generator's Site Address (if different than mailing address): Same
Generator's Phone: [illegible]

6. Transporter 1 Company Name: Page Eco Inc
U.S. EPA ID Number: [illegible]

7. Transporter 2 Company Name: US Bulk TRANSPORT INC
U.S. EPA ID Number: PAD987347515

8. Designated Facility Name and Site Address: [illegible] Disposal, Inc. 49350 North I-94 Service Drive Belleville, MI 48111
U.S. EPA ID Number: [illegible]
Facility's Phone: 734-697-2200

9a HM	9b. U.S. DOT Description (including Proper Shipping Name, Hazard Class, ID Number, and Packing Group (if any))	10. Containers No.	Type	11. Total Quantity	12. Unit Wt./Vol.	13. Waste Codes
X	1. UN3432 Polychlorinated Biphenyls, Solid (Concrete, PPGIII)		DT	~~22~~ 20900	X	[illegible]
	2.					
	3.					
	4.					

14. Special Handling Instructions and Additional Information
SES PO 19-E136
Approval #B190050WDI
Storage Start Date 4/16

15. **GENERATOR'S/OFFEROR'S CERTIFICATION:** I hereby declare that the contents of this consignment are fully and accurately described above by the proper shipping name, and are classified, packaged, marked and labeled/placarded, and are in all respects in proper condition for transport according to applicable international and national governmental regulations. If export shipment and I am the Primary Exporter, I certify that the contents of this consignment conform to the terms of the attached EPA Acknowledgment of Consent.
I certify that the waste minimization statement identified in 40 CFR 262.27(a) (if I am a large quantity generator) or (b) (if I am a small quantity generator) is true.

Generator's/Offeror's Printed/Typed Name: AS AGENT FOR Luke Keyes
Signature: [signature]
Month 4 Day 23 Year 19

16. International Shipments: ☐ Import to U.S. ☐ Export from U.S. Port of entry/exit:
Transporter signature (for exports only): Date leaving U.S.:

17. Transporter Acknowledgment of Receipt of Materials
Transporter 1 Printed/Typed Name: Signature: Month Day Year
Transporter 2 Printed/Typed Name: X EVERETT MOSHER JR
Signature: X [signature]
Month 4 Day 23 Year 19

18. Discrepancy
18a. Discrepancy Indication Space: ☐ Quantity ☐ Type ☐ Residue ☐ Partial Rejection ☐ Full Rejection
Manifest Reference Number:
18b. Alternate Facility (or Generator): U.S. EPA ID Number:
Facility's Phone:
18c. Signature of Alternate Facility (or Generator): Month Day Year

19. Hazardous Waste Report Management Method Codes (i.e., codes for hazardous waste treatment, disposal, and recycling systems):
1. H132 2. 3. 4.

20. Designated Facility Owner or Operator: Certification of receipt of hazardous materials covered by the manifest except as noted in Item 18a
Printed/Typed Name: [signature]
Signature: [signature]
Month 4 Day 24 Year 19

GENERATOR / INT'L / TRANSPORTER / DESIGNATED FACILITY

EPA Form 8700-22 (Rev. 12-17) Previous editions are obsolete

DESIGNATED FACILITY TO EPA's e-MANIFEST SYSTEM

11842622

Invoice: 496116 Receipt 03-00 1307356 Cod COD #2

US ecology CERTIFICATE OF DISPOSAL

FOR MANIFESTED PCB WASTE

This certificate is to verify the wastes identified as PCB Solids

and specified on Manifest # 013578742FLE, Line Item 1 has been landfilled on

4-24, 19 in accordance with all local, state and federal regulations by:

Wayne Disposal, Inc

(EPA I.D. # MID048090633)

49350 N. I-94 Service Drive, Belleville, Michigan 48111
Telephone: 800-592-5489
Fax: 800-593-5329

Under civil and criminal penalties of law for the making or submission of false or fraudulent statements or representations (18 U.S.C. 1001 and 15 U.S.C. 2615), I certify that the information contained in or accompanying this document is true, accurate and complete. As to the identified section(s) of this document for which I cannot personally verify truth and accuracy, I certify as the company official having supervisory responsibility for the persons who are acting under my direct instructions made the verification that this information is true accurate and complete.

Authorized Signature: _____

Invoice: 496116 Receipt 03-00 1307396 Manifest 013578743FLE

#146 85,020

Please print or type.

Form Approved OMB No. 2050-0039

UNIFORM HAZARDOUS WASTE MANIFEST

1. Generator ID Number: [illegible]
2. Page 1 of 1
3. Emergency Response Phone: [illegible]
4. Manifest Tracking Number: 013578743 FLE

5. Generator's Name and Mailing Address: [illegible] Delaware St Sidney NY [illegible]
Generator's Site Address (if different than mailing address): Same
Generator's Phone: [illegible]

6. Transporter 1 Company Name: ~~Page Brothers~~
U.S. EPA ID Number: ~~[illegible]~~

7. Transporter 2 Company Name: US BULK TRANSPORT CO
U.S. EPA ID Number: PAD 987347515

8. Designated Facility Name and Site Address: [illegible] Disposal Inc 49351 North [illegible] Service Drive Belleville [illegible]
U.S. EPA ID Number: [illegible]
Facility's Phone: [illegible]

9a. HM	9b. U.S. DOT Description (including Proper Shipping Name, Hazard Class, ID Number, and Packing Group (if any))	10. Containers No.	10. Containers Type	11. Total Quantity	12. Unit Wt./Vol.	13. Waste Codes
[illegible]	1. UN3432 Polychlorinated Biphenyls, Solid (Concrete) [illegible]	[illegible]	[illegible]	19,958	[illegible]	[illegible]
	2.					
	3.					
	4.					

14. Special Handling Instructions and Additional Information
SES PO 19-E136
Approval #B190050VDI
Storage Start Date 4/16

15. **GENERATOR'S/OFFEROR'S CERTIFICATION:** I hereby declare that the contents of this consignment are fully and accurately described above by the proper shipping name, and are classified, packaged, marked and labeled/placarded, and are in all respects in proper condition for transport according to applicable international and national governmental regulations. If export shipment and I am the Primary Exporter, I certify that the contents of this consignment conform to the terms of the attached EPA Acknowledgment of Consent.
I certify that the waste minimization statement identified in 40 CFR 262.27(a) (if I am a large quantity generator) or (b) (if I am a small quantity generator) is true.

Generator's/Offeror's Printed/Typed Name: AS AGENT FOR Luke Keyes
Signature: [signature]
Month 4 Day 23 Year 19

16. International Shipments ☐ Import to U.S. ☐ Export from U.S. Port of entry/exit: _____
Transporter signature (for exports only): Date leaving U.S.:

17. Transporter Acknowledgment of Receipt of Materials
Transporter 1 Printed/Typed Name: Signature: Month Day Year
Transporter 2 Printed/Typed Name: X Michael Kropp III
Signature: X [signature] III
Month 4 Day 23 Year 19

18. Discrepancy
18a. Discrepancy Indication Space ☒ Quantity ☐ Type ☐ Residue ☐ Partial Rejection ☐ Full Rejection
actual weight 23818K dlyer Eric Hoban and Sessler Env BB 4-25-19
Manifest Reference Number:
18b. Alternate Facility (or Generator) U.S. EPA ID Number
Facility's Phone:
18c. Signature of Alternate Facility (or Generator) Month Day Year

19. Hazardous Waste Report Management Method Codes (i.e., codes for hazardous waste treatment, disposal, and recycling systems)
1. H132 2. 3. 4.

20. Designated Facility Owner or Operator: Certification of receipt of hazardous materials covered by the manifest except as noted in Item 18a
Printed/Typed Name: Chris Grissom
Signature: [signature]
Month 4 Day 24 Year 19

GENERATOR / INT'L / TRANSPORTER / DESIGNATED FACILITY

EPA Form 8700-22 (Rev. 12-17) Previous editions are obsolete.

DESIGNATED FACILITY TO EPA's e-MANIFEST SYSTEM

11846930

Invoice: 496116 Receipt 03-00 1307396 Cod COD #4

US ecology CERTIFICATE OF DISPOSAL

FOR MANIFESTED PCB WASTE

This certificate is to verify the wastes identified as PCB Solids

and specified on Manifest # 013578743FLE, Line Item 1 has been landfilled on 4-24, 19 in accordance with all local, state and federal regulations by:

Wayne Disposal, Inc

(EPA I.D. # MID048090633)

49350 N. I-94 Service Drive, Belleville, Michigan 48111
Telephone: 800-592-5489
Fax: 800-593-5329

Under civil and criminal penalties of law for the making or submission of false or fraudulent statements or representations (18 U.S.C. 1001 and 15 U.S.C. 2615), I certify that the information contained in or accompanying this document is true, accurate and complete. As to the identified section(s) of this document for which I cannot personally verify truth and accuracy, I certify as the company official having supervisory responsibility for the persons who are acting under my direct instructions made the verification that this information is true accurate and complete.

Authorized Signature: _____

#137 85,120

Please print or type

Form Approved. OMB No. 2050-0039

UNIFORM HAZARDOUS WASTE MANIFEST

1. Generator ID Number
2. Page 1 of 1
3. Emergency Response Phone
4. Manifest Tracking Number: 013578744 FLE

5. Generator's Name and Mailing Address
Generator's Site Address (if different than mailing address): Same
Generator's Phone

6. Transporter 1 Company Name: Ag
U.S. EPA ID Number

7. Transporter 2 Company Name: US Bulk Transport Inc.
U.S. EPA ID Number: PAD 987347515

8. Designated Facility Name and Site Address
U.S. EPA ID Number
Facility's Phone

GENERATOR

9a. HM	9b. U.S. DOT Description (including Proper Shipping Name, Hazard Class, ID Number, and Packing Group (if any))	10. Containers No.	10. Containers Type	11. Total Quantity	12. Unit Wt./Vol.	13. Waste Codes
X	1. UN3432 Polychlorinated Biphenyls Solid, Contains PCB	1	DT	19,958	K	[illegible]
	2.					
	3.					
	4.					

14. Special Handling Instructions and Additional Information
SES PO 19-E136
Approval #B190050WDI
Storage Start Date 4/16

15. **GENERATOR'S/OFFEROR'S CERTIFICATION:** I hereby declare that the contents of this consignment are fully and accurately described above by the proper shipping name, and are classified, packaged, marked and labeled/placarded, and are in all respects in proper condition for transport according to applicable international and national governmental regulations. If export shipment and I am the Primary Exporter, I certify that the contents of this consignment conform to the terms of the attached EPA Acknowledgment of Consent.
I certify that the waste minimization statement identified in 40 CFR 262.27(a) (if I am a large quantity generator) or (b) (if I am a small quantity generator) is true.

Generator's/Offeror's Printed/Typed Name: As Agent for Luke Keyes
Signature:
Month 4 Day 23 Year 19

INT'L

16. International Shipments ☐ Import to U.S. ☐ Export from U.S. Port of entry/exit:
Transporter signature (for exports only): Date leaving U.S.:

TRANSPORTER

17. Transporter Acknowledgment of Receipt of Materials
Transporter 1 Printed/Typed Name
Signature
Month Day Year

Transporter 2 Printed/Typed Name: X Michael Kuapp
Signature: X Michael Kuapp
Month 4 Day 23 Year 19

DESIGNATED FACILITY

18. Discrepancy
18a. Discrepancy Indication Space ☒ Quantity ☐ Type ☐ Residue ☐ Partial Rejection ☐ Full Rejection
actual weight 23527 Kdelp per Eric Hobson w/ Sessler Env 04-25-19
18b. Alternate Facility (or Generator) Manifest Reference Number:
U.S. EPA ID Number
Facility's Phone
18c. Signature of Alternate Facility (or Generator)
Month Day Year

19. Hazardous Waste Report Management Method Codes (i.e., codes for hazardous waste treatment, disposal, and recycling systems)
1. H132 2. 3. 4.

20. Designated Facility Owner or Operator: Certification of receipt of hazardous materials covered by the manifest except as noted in Item 18a
Printed/Typed Name: Chris Grissom
Signature
Month 4 Day 24 Year 19

EPA Form 8700-22 (Rev. 12-17) Previous editions are obsolete.

DESIGNATED FACILITY TO EPA's e-MANIFEST SYSTEM

US logy CERTIFICATE OF DISPOSAL

FOR MANIFESTED PCB WASTE

This certificate is to verify the wastes identified as PCB Solids

and specified on Manifest # 013578744FLE Line Item 1 has been landfilled on 4-21, 19 in accordance with all local, state and federal regulations by:

Wayne Disposal, Inc

(EPA I.D. # MID048090633)

49350 N. I-94 Service Drive, Belleville, Michigan 48111
Telephone: 800-592-5489
Fax: 800-593-5329

Under civil and criminal penalties of law for the making or submission of false or fraudulent statements or representations (18 U.S.C. 1001 and 15 U.S.C. 2615), I certify that the information contained in or accompanying this document is true, accurate and complete. As to the identified section(s) of this document for which I cannot personally verify truth and accuracy, I certify as the company official having supervisory responsibility for the persons who are acting under my direct instructions made the verification that this information is true accurate and complete.

Authorized Signature: _____

78980

Please print or type.

Form Approved. OMB No. 2050-0039

UNIFORM HAZARDOUS WASTE MANIFEST

1. Generator ID Number: NYD [illegible]
2. Page 1 of 2
3. Emergency Response Phone: [illegible]
4. Manifest Tracking Number: 013578746 FLE

5. Generator's Name and Mailing Address:
Amphenol
40-60 Delaware St
Sidney, NY [illegible]
Generator's Phone: [illegible]

Generator's Site Address (if different than mailing address): Same

6. Transporter 1 Company Name: ~~Page Etc Inc~~ CK
U.S. EPA ID Number: ~~NYD [illegible]~~ CK

7. Transporter 2 Company Name: US BULK TRANSPORT INC
U.S. EPA ID Number: PAD 987347515

8. Designated Facility Name and Site Address:
[illegible] Inc
49350 North I-94 Service Drive
Belleville, LE 48111
Facility's Phone: [illegible]
U.S. EPA ID Number: [illegible]

9a HM	9b U.S. DOT Description (including Proper Shipping Name, Hazard Class, ID Number and Packing Group (if any))	10. Containers No	10. Containers Type	11. Total Quantity	12. Unit Wt./Vol.	13. Waste Codes
[illegible]	1 UN3432 Polychlorinated Biphenyls, Solid, Concrete, 9 PGIII RQ CK	[illegible]	DT	EST 19,950	K	[illegible]
	2					
	3					
	4					

14. Special Handling Instructions and Additional Information:
SES PO 19-E156
Approval #B190050WDI
Storage Start Date 4/16

15. **GENERATOR'S/OFFEROR'S CERTIFICATION:** I hereby declare that the contents of this consignment are fully and accurately described above by the proper shipping name, and are classified, packaged, marked and labeled/placarded, and are in all respects in proper condition for transport according to applicable international and national governmental regulations. If export shipment and I am the Primary Exporter, I certify that the contents of this consignment conform to the terms of the attached EPA Acknowledgment of Consent.
I certify that the waste minimization statement identified in 40 CFR 262.27(a) (if I am a large quantity generator) or (b) (if I am a small quantity generator) is true.

Generator's/Offeror's Printed/Typed Name: AS AGENT FOR LUKE KEYES
Signature: [signature]
Month 4 Day 24 Year 19

16. International Shipments: ☐ Import to U.S. ☐ Export from U.S. Port of entry/exit:
Transporter signature (for exports only): Date leaving U.S.:

17. Transporter Acknowledgment of Receipt of Materials
Transporter 1 Printed/Typed Name: Signature: Month Day Year
Transporter 2 Printed/Typed Name: X Andrew Winship
Signature: [signature]
Month 4 Day 24 Year 19

18. Discrepancy
18a. Discrepancy Indication Space: ☐ Quantity ☐ Type ☐ Residue ☐ Partial Rejection ☐ Full Rejection
Manifest Reference Number:

18b. Alternate Facility (or Generator): U.S. EPA ID Number:
Facility's Phone:

18c. Signature of Alternate Facility (or Generator): Month Day Year

19. Hazardous Waste Report Management Method Codes (i.e., codes for hazardous waste treatment, disposal, and recycling systems)
1. 2. 3. 4.

20. Designated Facility Owner or Operator: Certification of receipt of hazardous materials covered by the manifest except as noted in Item 18a
Printed/Typed Name: Chris Grissom
Signature: [signature]
Month 4 Day 25 Year 19

GENERATOR / INT'L / TRANSPORTER / DESIGNATED FACILITY

EPA Form 8700-22 (Rev. 12-17) Previous editions are obsolete.

DESIGNATED FACILITY TO EPA's e-MANIFEST SYSTEM

11847348

Invoice: 496116 Receipt 03-00 1307426 Cod COD #2

US ecology CERTIFICATE OF DISPOSAL

FOR MANIFESTED PCB WASTE

This certificate is to verify the wastes identified as PCB Solids

and specified on Manifest # 013578746FLE, Line Item 1 has been landfilled on

4-25, 19 in accordance with all local, state and federal regulations by:

Wayne Disposal, Inc

(EPA I.D. # MID048090633)

49350 N. I-94 Service Drive, Belleville, Michigan 48111
Telephone: 800-592-5489
Fax: 800-593-5329

Under civil and criminal penalties of law for the making or submission of false or fraudulent statements or representations (18 U.S.C. 1001 and 15 U.S.C. 2615). I certify that the information contained in or accompanying this document is true, accurate and complete. As to the identified section(s) of this document for which I cannot personally verify truth and accuracy, I certify as the company official having supervisory responsibility for the persons who are acting under my direct instructions made the verification that this information is true accurate and complete.

Authorized Signature: _____

#176 78520

Please print or type.

Form Approved. OMB No. 2050-0039

UNIFORM HAZARDOUS WASTE MANIFEST

1. Generator ID Number: [illegible]
2. Page 1 of 1
3. Emergency Response Phone: [illegible]
4. Manifest Tracking Number: 013578747 FLE

5. Generator's Name and Mailing Address: [illegible] Delaware St. [illegible]
Generator's Phone: [illegible]
Generator's Site Address (if different than mailing address): Same

6. Transporter 1 Company Name: ~~[illegible]~~ LK
U.S. EPA ID Number: ~~[illegible]~~ LK

7. Transporter 2 Company Name: US BULK TRANSPORT INC.
U.S. EPA ID Number: PAD 987347515

8. Designated Facility Name and Site Address: Wayne Disposal, Inc. 49350 North I-94 Service Drive Belleville, MI 48111
Facility's Phone: [illegible]
U.S. EPA ID Number: [illegible]

9a HM	9b. U.S. DOT Description (including Proper Shipping Name, Hazard Class, ID Number, and Packing Group (if any))	10. Containers No.	Type	11. Total Quantity	12. Unit Wt./Vol.	13. Waste Codes
	1. [illegible] Polychlorinated Biphenyls, Solid (Concrete, 9 PG II) RQ LK	1	DT	EST. 19,950	X	[illegible]
	2.					
	3.					
	4.					

14. Special Handling Instructions and Additional Information
SES PO 19-E136
Approval #B190050WDI
Storage Start Date 4/16

15. **GENERATOR'S/OFFEROR'S CERTIFICATION:** I hereby declare that the contents of this consignment are fully and accurately described above by the proper shipping name, and are classified, packaged, marked and labeled/placarded, and are in all respects in proper condition for transport according to applicable international and national governmental regulations. If export shipment and I am the Primary Exporter, I certify that the contents of this consignment conform to the terms of the attached EPA Acknowledgment of Consent.
I certify that the waste minimization statement identified in 40 CFR 262.27(a) (if I am a large quantity generator) or (b) (if I am a small quantity generator) is true.

Generator's/Offeror's Printed/Typed Name: AS AGENT FOR Luke Keyes
Signature: [signature]
Month 4 Day 24 Year 19

16. International Shipments: ☐ Import to U.S. ☐ Export from U.S. Port of entry/exit: ____
Transporter signature (for exports only): Date leaving U.S.:

17. Transporter Acknowledgment of Receipt of Materials
Transporter 1 Printed/Typed Name: Signature: Month Day Year
Transporter 2 Printed/Typed Name: X SCOTT E GREEN
Signature: X Scott E Green
Month 4 Day 24 Year 19

18. Discrepancy
18a. Discrepancy Indication Space: ☐ Quantity ☐ Type ☐ Residue ☐ Partial Rejection ☐ Full Rejection
Manifest Reference Number:
18b. Alternate Facility (or Generator): U.S. EPA ID Number:
Facility's Phone:
18c. Signature of Alternate Facility (or Generator): Month Day Year

19. Hazardous Waste Report Management Method Codes (i.e., codes for hazardous waste treatment, disposal, and recycling systems)
1 2 3 4

20. Designated Facility Owner or Operator: Certification of receipt of hazardous materials covered by the manifest except as noted in Item 18a
Printed/Typed Name: [signature]
Signature: [signature]
Month 4 Day 24 Year 19

GENERATOR / INT'L / TRANSPORTER / DESIGNATED FACILITY

EPA Form 8700-22 (Rev. 12-17) Previous editions are obsolete

DESIGNATED FACILITY TO EPA's e-MANIFEST SYSTEM

11847331

US ecology CERTIFICATE OF DISPOSAL

FOR MANIFESTED PCB WASTE

This certificate is to verify the wastes identified as PCB Solids

and specified on Manifest # 013578747FLE, Line Item 1 has been landfilled on

4-25, 19 in accordance with all local, state and federal regulations by:

Wayne Disposal, Inc

(EPA I.D. # MID048090633)

49350 N. I-94 Service Drive, Belleville, Michigan 48111
Telephone: 800-592-5489
Fax: 800-593-5329

Under civil and criminal penalties of law for the making or submission of false or fraudulent statements or representations (18 U.S.C. 1001 and 15 U.S.C. 2615), I certify that the information contained in or accompanying this document is true, accurate and complete. As to the identified section(s) of this document for which I cannot personally verify truth and accuracy, I certify as the company official having supervisory responsibility for the persons who are acting under my direct instructions made the verification that this information is true accurate and complete.

Authorized Signature: _____

Invoice: 496116 Receipt 03-00 1307410 Manifest 013578748FLE

79500 Truck # 197

Please print or type

Form Approved: OMB No. 2050-0039

UNIFORM HAZARDOUS WASTE MANIFEST

1. Generator ID Number: [illegible]
2. Page 1 of 1
3. Emergency Response Phone: [illegible]
4. Manifest Tracking Number: 013578748 FLE

5. Generator's Name and Mailing Address: [illegible] 41-60 Delaware St Sidney, NY [illegible] Generator's Phone: [illegible]

Generator's Site Address (if different than mailing address): Same

6. Transporter 1 Company Name: ~~Page Stolz~~ LK — U.S. EPA ID Number: ~~[illegible]~~ LK

7. Transporter 2 Company Name: US BULK TRANSPORT INC — U.S. EPA ID Number: PAD 987347515

8. Designated Facility Name and Site Address: [illegible] 49150 North 1-94 Service Drive Belleville, MI 48111 Facility's Phone: [illegible] — U.S. EPA ID Number: [illegible]

9a HM	9b U.S. DOT Description (including Proper Shipping Name, Hazard Class, ID Number, and Packing Group (if any))	10. Containers No	Type	11. Total Quantity	12. Unit Wt./Vol.	13. Waste Codes
[illegible]	1 UN3432 Polychlorinated Biphenyls, Solid, Concrete, 9 PGIII RQ LK	[illegible]	DT	EST 19,950	K	[illegible]
	2					
	3					
	4					

14. Special Handling Instructions and Additional Information
SES PO 19-E136
Approval #B190050WDI
Storage Start Date 4/16

15. **GENERATOR'S/OFFEROR'S CERTIFICATION:** I hereby declare that the contents of this consignment are fully and accurately described above by the proper shipping name, and are classified, packaged, marked and labeled/placarded, and are in all respects in proper condition for transport according to applicable international and national governmental regulations. If export shipment and I am the Primary Exporter, I certify that the contents of this consignment conform to the terms of the attached EPA Acknowledgment of Consent.
I certify that the waste minimization statement identified in 40 CFR 262.27(a) (if I am a large quantity generator) or (b) (if I am a small quantity generator) is true.

Generator's/Offeror's Printed/Typed Name: AS Agent for Luke Keyes — Signature: [signature] — Month 4 Day 24 Year 19

16. International Shipments ☐ Import to U.S. ☐ Export from U.S. Port of entry/exit: Date leaving U.S.
Transporter signature (for exports only):

17. Transporter Acknowledgment of Receipt of Materials
Transporter 1 Printed/Typed Name: — Signature: — Month Day Year
Transporter 2 Printed/Typed Name: Y. Randy Akin — Signature: X [signature] — Month 4 Day 24 Year 19

18. Discrepancy
18a. Discrepancy Indication Space ☐ Quantity ☐ Type ☐ Residue ☐ Partial Rejection ☐ Full Rejection
Manifest Reference Number:
18b. Alternate Facility (or Generator) — U.S. EPA ID Number:
Facility's Phone:
18c. Signature of Alternate Facility (or Generator) — Month Day Year

19. Hazardous Waste Report Management Method Codes (i.e., codes for hazardous waste treatment, disposal, and recycling systems)
1. H132 [signature] 2. 3. 4.

20. Designated Facility Owner or Operator: Certification of receipt of hazardous materials covered by the manifest except as noted in Item 18a
Printed/Typed Name: Connie Wilko — Signature: [signature] — Month Day Year 4 25 19

GENERATOR / INT'L / TRANSPORTER / DESIGNATED FACILITY

EPA Form 8700-22 (Rev. 12-17) Previous editions are obsolete.

DESIGNATED FACILITY TO EPA's e-MANIFEST SYSTEM

11847337

US ecology CERTIFICATE OF DISPOSAL

FOR MANIFESTED PCB WASTE

This certificate is to verify the wastes identified as PCB Soils

and specified on Manifest # 013578748ELE, Line Item 1 has been landfilled on

4-25-19 in accordance with all local, state and federal regulations by:

Wayne Disposal, Inc

(EPA I.D. # MID048090633)

49350 N. I-94 Service Drive, Belleville, Michigan 48111
Telephone: 800-592-5489
Fax: 800-593-5329

Under civil and criminal penalties of law for the making or submission of false or fraudulent statements or representations (18 U.S.C. 1001 and 15 U.S.C. 2615), I certify that the information contained in or accompanying this document is true, accurate and complete. As to the identified section(s) of this document for which I cannot personally verify truth and accuracy, I certify as the company official having supervisory responsibility for the persons who are acting under my direct instructions made the verification that this information is true accurate and complete.

Authorized Signature: _____

101 79160

Please print or type

Form Approved OMB No 2050-0039

UNIFORM HAZARDOUS WASTE MANIFEST

1. Generator ID Number: [illegible]
2. Page 1 of 1
3. Emergency Response Phone: [illegible]
4. Manifest Tracking Number: 013578745 FLE

5. Generator's Name and Mailing Address: [illegible] 40-61 Delaware St Sidney, NY [illegible]
Generator's Site Address (if different than mailing address): Same
Generator's Phone: [illegible]

6. Transporter 1 Company Name: ~~Page Etc Inc~~ LK
U.S. EPA ID Number: ~~[illegible]~~ LK

7. Transporter 2 Company Name: US BULK TRANSPORT INC.
U.S. EPA ID Number: PAD 987347515

8. Designated Facility Name and Site Address: [illegible] 49151 North 3-94 Service Drive Belleville, MI 48111
U.S. EPA ID Number: [illegible]
Facility's Phone: [illegible]

9a HM	9b U.S. DOT Description (including Proper Shipping Name, Hazard Class, ID Number, and Packing Group (if any))	10. Containers No.	Type	11. Total Quantity	12. Unit Wt./Vol.	13. Waste Codes
1	UN3432 Polychlorinated Biphenyls, Solid, Concrete, PPOH RQ LK	1	DT	EST 19,958	K	[illegible]
2						
3						
4						

14. Special Handling Instructions and Additional Information
SES PO 19-E136
Approval #B190050WD1
Storage Start Date 4/16

15. **GENERATOR'S/OFFEROR'S CERTIFICATION:** I hereby declare that the contents of this consignment are fully and accurately described above by the proper shipping name, and are classified, packaged, marked and labeled/placarded, and are in all respects in proper condition for transport according to applicable international and national governmental regulations. If export shipment and I am the Primary Exporter, I certify that the contents of this consignment conform to the terms of the attached EPA Acknowledgment of Consent.
I certify that the waste minimization statement identified in 40 CFR 262.27(a) (if I am a large quantity generator) or (b) (if I am a small quantity generator) is true.

Generator's/Offeror's Printed/Typed Name: AS AGENT FOR Luke Keyes
Signature: [signature]
Month 4 Day 24 Year 19

16. International Shipments ☐ Import to U.S. ☐ Export from U.S. Port of entry/exit:
Transporter signature (for exports only): Date leaving U.S.

17. Transporter Acknowledgment of Receipt of Materials
Transporter 1 Printed/Typed Name: Signature: Month Day Year
Transporter 2 Printed/Typed Name: X Stephen M Vinstop
Signature: X [signature]
Month 4 Day 24 Year 19

18. Discrepancy
18a. Discrepancy Indication Space ☐ Quantity ☐ Type ☐ Residue ☐ Partial Rejection ☐ Full Rejection
Manifest Reference Number:
18b. Alternate Facility (or Generator): U.S. EPA ID Number:
Facility's Phone:
18c. Signature of Alternate Facility (or Generator): Month Day Year

19. Hazardous Waste Report Management Method Codes (i.e., codes for hazardous waste treatment, disposal, and recycling systems)
1. H132
2.
3.
4.

20. Designated Facility Owner or Operator: Certification of receipt of hazardous materials covered by the manifest except as noted in Item 18a
Printed/Typed Name: Holt Schrach
Signature: [signature]
Month 4 Day 25 Year 19

GENERATOR / INT'L / TRANSPORTER / DESIGNATED FACILITY

EPA Form 8700-22 (Rev. 12-17) Previous editions are obsolete.

DESIGNATED FACILITY TO EPA's e-MANIFEST SYSTEM

11847381

Invoice: 496116 Receipt 03-00 1307427 Cod COD #2

US ecology CERTIFICATE OF DISPOSAL

FOR MANIFESTED PCB WASTE

This certificate is to verify the wastes identified as PCB Solids

and specified on Manifest # 013578745FLE, Line Item 1 has been landfilled on

4-25-19 in accordance with all local, state and federal regulations by:

Wayne Disposal, Inc

(EPA I.D. # MID048090633)

49350 N. I-94 Service Drive, Belleville, Michigan 48111
Telephone: 800-592-5489
Fax: 800-593-5329

Under civil and criminal penalties of law for the making or submission of false or fraudulent statements or representations (18 U.S.C. 1001 and 15 U.S.C. 2615), I certify that the information contained in or accompanying this document is true, accurate and complete. As to the identified section(s) of this document for which I cannot personally verify truth and accuracy, I certify as the company official having supervisory responsibility for the persons who are acting under my direct instructions made the verification that this information is true accurate and complete.

Authorized Signature: _____

Please print or type. Form Approved. OMB No. 2050-0039

UNIFORM HAZARDOUS WASTE MANIFEST

1. Generator ID Number: [illegible]
2. Page 1 of [illegible]
3. Emergency Response Phone: [illegible]
4. Manifest Tracking Number: 013578760 FLE

GENERATOR

5. Generator's Name and Mailing Address: [illegible]
Generator's Site Address (if different than mailing address): Same
Generator's Phone: [illegible]

6. Transporter 1 Company Name: [illegible] U.S. EPA ID Number: [illegible]

7. Transporter 2 Company Name: U.S. EPA ID Number:

8. Designated Facility Name and Site Address: [illegible] U.S. EPA ID Number: [illegible]
Facility's Phone: [illegible]

9a. HM	9b. U.S. DOT Description (including Proper Shipping Name, Hazard Class, ID Number, and Packing Group (if any))	10. Containers No.	10. Containers Type	11. Total Quantity	12. Unit Wt./Vol.	13. Waste Codes
	1. [illegible]	[illegible]	[illegible]	[illegible] 20,000	[illegible]	[illegible]
	2.					
	3.					
	4.					

14. Special Handling Instructions and Additional Information
SES PO 19-[illegible]
Approval [illegible]
Storage Start Date [illegible]

15. **GENERATOR'S/OFFEROR'S CERTIFICATION:** I hereby declare that the contents of this consignment are fully and accurately described above by the proper shipping name, and are classified, packaged, marked and labeled/placarded, and are in all respects in proper condition for transport according to applicable international and national governmental regulations. If export shipment and I am the Primary Exporter, I certify that the contents of this consignment conform to the terms of the attached EPA Acknowledgment of Consent.
I certify that the waste minimization statement identified in 40 CFR 262.27(a) (if I am a large quantity generator) or (b) (if I am a small quantity generator) is true.

Generator's/Offeror's Printed/Typed Name: [illegible] Signature: [illegible] Month 5 Day 20 Year 19

INT'L

16. International Shipments ☐ Import to U.S. ☐ Export from U.S. Port of entry/exit:
Transporter signature (for exports only): Date leaving U.S.:

TRANSPORTER

17. Transporter Acknowledgment of Receipt of Materials

Transporter 1 Printed/Typed Name: X Mark Strong Signature: X [illegible] Month 5 Day 20 Year 19

Transporter 2 Printed/Typed Name: Signature: Month Day Year

DESIGNATED FACILITY

18. Discrepancy

18a. Discrepancy Indication Space ☐ Quantity ☐ Type ☐ Residue ☐ Partial Rejection ☐ Full Rejection

Manifest Reference Number:

18b. Alternate Facility (or Generator) U.S. EPA ID Number

Facility's Phone:

18c. Signature of Alternate Facility (or Generator) Month Day Year

19. Hazardous Waste Report Management Method Codes (i.e., codes for hazardous waste treatment, disposal, and recycling systems)

1.	2.	3.	4.

20. Designated Facility Owner or Operator: Certification of receipt of hazardous materials covered by the manifest except as noted in Item 18a

Printed/Typed Name Signature Month Day Year

79926 #123 1-1604

Please print or type. Form Approved. OMB No. 2050-0039

UNIFORM HAZARDOUS WASTE MANIFEST

1. Generator ID Number: NYD001827633
2. Page 1 of 1
3. Emergency Response Phone: 844-834-3982
4. Manifest Tracking Number: 013578760 FLE

GENERATOR

5. Generator's Name and Mailing Address: Amphenol, 40-60 Delaware St, Sidney, NY 13838
Generator's Phone: 607-563-5940
Generator's Site Address (if different than mailing address): Same

6. Transporter 1 Company Name: US Bulk Transport Inc.
U.S. EPA ID Number: PAD987347515

7. Transporter 2 Company Name:
U.S. EPA ID Number:

8. Designated Facility Name and Site Address: Wayne Disposal Inc, 49350 North I-94 Service Drive, Belleveille, MI 48111
Facility's Phone: 734-697-2200
U.S. EPA ID Number: MID 048 090 633

9a. HM	9b. U.S. DOT Description (including Proper Shipping Name, Hazard Class, ID Number, and Packing Group (if any))	10. Containers No.	10. Containers Type	11. Total Quantity	12. Unit Wt./Vol.	13. Waste Codes		
X	1. RQ, UN3432 Polychlorinated Biphenyls, Solid (Soil) 9 PG III	1	DT	est. 20,000	K	PCBI	B007	
	2.							
	3.							
	4.							

14. Special Handling Instructions and Additional Information
SES PO 19-E136
Approval #190043WDI-OTS
Storage Start Date 5/15/2019

15. GENERATOR'S/OFFEROR'S CERTIFICATION: I hereby declare that the contents of this consignment are fully and accurately described above by the proper shipping name, and are classified, packaged, marked and labeled/placarded, and are in all respects in proper condition for transport according to applicable international and national governmental regulations. If export shipment and I am the Primary Exporter, I certify that the contents of this consignment conform to the terms of the attached EPA Acknowledgment of Consent.
I certify that the waste minimization statement identified in 40 CFR 262.27(a) (if I am a large quantity generator) or (b) (if I am a small quantity generator) is true.

Generator's/Offeror's Printed/Typed Name: As Agent for Amphenol Luke Keyes
Signature: [signature]
Month 5 Day 29 Year 19

INT'L

16. International Shipments ☐ Import to U.S. ☐ Export from U.S. Port of entry/exit:
Transporter signature (for exports only): Date leaving U.S.:

TRANSPORTER

17. Transporter Acknowledgment of Receipt of Materials
Transporter 1 Printed/Typed Name: X Mark Strong
Signature: X [signature]
Month 5 Day 20 Year 19
Transporter 2 Printed/Typed Name:
Signature:
Month Day Year

DESIGNATED FACILITY

18. Discrepancy
18a. Discrepancy Indication Space ☐ Quantity ☒ Type ☐ Residue ☐ Partial Rejection ☐ Full Rejection
[illegible]
Manifest Reference Number:
18b. Alternate Facility (or Generator)
U.S. EPA ID Number
Facility's Phone:
18c. Signature of Alternate Facility (or Generator)
Month Day Year

19. Hazardous Waste Report Management Method Codes (i.e., codes for hazardous waste treatment, disposal, and recycling systems)
1. H132 2. 3. 4.

20. Designated Facility Owner or Operator: Certification of receipt of hazardous materials covered by the manifest except as noted in Item 18a
Printed/Typed Name: Kelly Schenck
Signature: [signature]
Month 5 Day 21 Year 19

EPA Form 8700-22 (Rev. 12-17) Previous editions are obsolete. **TRANSPORTER COPY**

1-1604

Wayne Disposal, Inc.

49350 North I-94 Service Drive, Belleville, Michigan 48111

Receipt Preview

SESSLER ENVIRONMENTAL SERVICES, LLC
30 VANTAGE POINT DR., SUITE 4
ROCHESTER, NY 14624-1141

Receipt ID: 1308573
EQ Account #: 600964
Manifest / BOL: 013578760FLE
Transporter: US BULK
Date: 05/21/2019
Time In: 7:43 AM
Time Out: 9:54 AM

Line	Description Generator	Qty. Unit
10	Wayne Disposal Host Community Agreement Royalty Fee Charge relates to: 013578760FLE - 1 NYD001827633 AMPHENOL CORPORATION **Gross:** 79,920 **Tare:** 34,220 **Net:** 45,700	22.850 TONS

NO SALVAGING ON PREMISES

Please print or type. Form Approved. OMB No. 2050-0039

UNIFORM HAZARDOUS WASTE MANIFEST

1. Generator ID Number: [illegible]
2. Page 1 of 1
3. Emergency Response Phone: [illegible]
4. Manifest Tracking Number: 013578780 FLE

5. Generator's Name and Mailing Address: [illegible] Stoney, MT 13820
Generator's Phone: [illegible]
Generator's Site Address (if different than mailing address): Same

6. Transporter 1 Company Name: US Bulk Transport Inc.
U.S. EPA ID Number: [illegible]

7. Transporter 2 Company Name:
U.S. EPA ID Number:

8. Designated Facility Name and Site Address: [illegible] Belleville, MI [illegible]
Facility's Phone: [illegible]
U.S. EPA ID Number: [illegible]

9a. HM	9b. U.S. DOT Description (including Proper Shipping Name, Hazard Class, ID Number, and Packing Group (if any))	10. Containers No.	10. Containers Type	11. Total Quantity	12. Unit Wt./Vol.	13. Waste Codes
X	1. RQ, UN3432 Polychlorinated Biphenyls, Solid (Soil) 9 PG [illegible]	1	DT	est 20,000	K	[illegible]
	2.					
	3.					
	4.					

14. Special Handling Instructions and Additional Information
SES PO 19-E136
Approval #190043WDI-OTS
Storage Start Date 5/15/2019

15. **GENERATOR'S/OFFEROR'S CERTIFICATION:** I hereby declare that the contents of this consignment are fully and accurately described above by the proper shipping name, and are classified, packaged, marked and labeled/placarded, and are in all respects in proper condition for transport according to applicable international and national governmental regulations. If export shipment and I am the Primary Exporter, I certify that the contents of this consignment conform to the terms of the attached EPA Acknowledgment of Consent.
I certify that the waste minimization statement identified in 40 CFR 262.27(a) (if I am a large quantity generator) or (b) (if I am a small quantity generator) is true.

Generator's/Offeror's Printed/Typed Name: As Agent for Amphenol Aaron Gardner
Signature: [signature]
Month 5 Day 20 Year 19

16. International Shipments ☐ Import to U.S. ☐ Export from U.S. Port of entry/exit:
Transporter signature (for exports only): Date leaving U.S.:

17. Transporter Acknowledgment of Receipt of Materials
Transporter 1 Printed/Typed Name: X Randy Akin
Signature: [signature]
Month 5 Day 20 Year 19
Transporter 2 Printed/Typed Name:
Signature:
Month Day Year

18. Discrepancy
18a. Discrepancy Indication Space ☐ Quantity ☐ Type ☐ Residue ☐ Partial Rejection ☐ Full Rejection
Manifest Reference Number:

18b. Alternate Facility (or Generator)
U.S. EPA ID Number
Facility's Phone:

18c. Signature of Alternate Facility (or Generator)
Month Day Year

19. Hazardous Waste Report Management Method Codes (i.e., codes for hazardous waste treatment, disposal, and recycling systems)
1. 2. 3. 4.

20. Designated Facility Owner or Operator: Certification of receipt of hazardous materials covered by the manifest except as noted in Item 18a
Printed/Typed Name
Signature
Month Day Year

GENERATOR / INT'L / TRANSPORTER / DESIGNATED FACILITY

EPA Form 8700-22 (Rev. 12-17) Previous editions are obsolete. **GENERATOR'S INITIAL COPY**

80,840 Truck # 197 1-1608

Please print or type.

Form Approved. OMB No. 2050-0039

UNIFORM HAZARDOUS WASTE MANIFEST	1. Generator ID Number NYD001827633	2. Page 1 of 1	3. Emergency Response Phone 844-834-3982	4. Manifest Tracking Number 013578780 FLE

5. Generator's Name and Mailing Address
Amphenol
40-60 Delaware St
Sidney, NY 13838
Generator's Phone: 607-563-5940

Generator's Site Address (if different than mailing address)
Same

6. Transporter 1 Company Name
US Bulk Transport Inc.
U.S. EPA ID Number PAD987347515

7. Transporter 2 Company Name
U.S. EPA ID Number

8. Designated Facility Name and Site Address
Wayne Disposal Inc
49350 North I-94 Service Drive
Belleville, MI 48111
Facility's Phone: 734-697-2200
U.S. EPA ID Number MID 048 090 633

9a. HM	9b. U.S. DOT Description (including Proper Shipping Name, Hazard Class, ID Number, and Packing Group (if any))	10. Containers No.	10. Containers Type	11. Total Quantity	12. Unit Wt./Vol.	13. Waste Codes
X	1. RQ, UN3432 Polychlorinated Biphenyls, Solid (Soil) 9 PG,III	1	DT	est 20,000	K	PCB1 B007
	2.					
	3.					
	4.					

14. Special Handling Instructions and Additional Information
SES PO 19-E136
Approval #190043WDI-OTS
Storage Start Date 5/15/2019

15. GENERATOR'S/OFFEROR'S CERTIFICATION: I hereby declare that the contents of this consignment are fully and accurately described above by the proper shipping name, and are classified, packaged, marked and labeled/placarded, and are in all respects in proper condition for transport according to applicable international and national governmental regulations. If export shipment and I am the Primary Exporter, I certify that the contents of this consignment conform to the terms of the attached EPA Acknowledgment of Consent.
I certify that the waste minimization statement identified in 40 CFR 262.27(a) (if I am a large quantity generator) or (b) (if I am a small quantity generator) is true.

Generator's/Offeror's Printed/Typed Name: As Agent for Amphenol Aaron Gardner
Signature: [signature]
Month 5 Day 20 Year 19

16. International Shipments ☐ Import to U.S. ☐ Export from U.S. Port of entry/exit:
Transporter signature (for exports only): Date leaving U.S.:

17. Transporter Acknowledgment of Receipt of Materials
Transporter 1 Printed/Typed Name: X Randy Akin
Signature: [signature]
Month 5 Day 20 Year 19
Transporter 2 Printed/Typed Name:
Signature:
Month Day Year

18. Discrepancy
18a. Discrepancy Indication Space ☐ Quantity ☒ Type ☐ Residue ☐ Partial Rejection ☐ Full Rejection
ok to correct approval # [illegible] Hobon [illegible] 335 21 19
Manifest Reference Number:
18b. Alternate Facility (or Generator)
U.S. EPA ID Number
Facility's Phone:
18c. Signature of Alternate Facility (or Generator)
Month Day Year

19. Hazardous Waste Report Management Method Codes (i.e., codes for hazardous waste treatment, disposal, and recycling systems)
1. H132 2. 3. 4.

20. Designated Facility Owner or Operator: Certification of receipt of hazardous materials covered by the manifest except as noted in Item 18a
Printed/Typed Name: Antonio Cabson
Signature: [signature]
Month 5 Day 21 Year 19

GENERATOR / INT'L / TRANSPORTER / DESIGNATED FACILITY

EPA Form 8700-22 (Rev. 12-17) Previous editions are obsolete.

TRANSPORTER COPY

1608

Wayne Disposal, Inc.

49350 North I-94 Service Drive, Belleville, Michigan 48111

Receipt Preview

SESSLER ENVIRONMENTAL SERVICES, LLC
30 VANTAGE POINT DR., SUITE 4
ROCHESTER, NY 14624-1141

Receipt ID: 1308574
EQ Account #: 600964
Manifest / BOL: 013578780FLE
Transporter: US BULK
Date: 05/21/2019
Time In: 7:47 AM
Time Out:

Line	Description Generator	Qty. Unit
10	Wayne Disposal Host Community Agreement Royalty Fee Charge relates to: 013578780FLE - 1 NYD001827633 AMPHENOL CORPORATION **Gross:** 80,840 **Tare:** 35,740 **Net:** 45,100	22.550 TONS

NO SALVAGING ON PREMISES

Invoice: 506772 Receipt 03-00 1308574 Cod COD #2

11923230

Page 2 of 25

US ecology CERTIFICATE OF DISPOSAL

FOR MANIFESTED PCB WASTE

This certificate is to verify the wastes identified as PCB Solids

and specified on Manifest # 013578780FLE, Line Item 1 has been landfilled on

5-21, 19 in accordance with all local, state and federal regulations by:

Wayne Disposal, Inc

(EPA I.D. # MID048090633)

49350 N. I-94 Service Drive, Belleville, Michigan 48111
Telephone: 800-592-5489
Fax: 800-593-5329

Under civil and criminal penalties of law for the making or submission of false or fraudulent statements or representations (18 U.S.C. 1001 and 15 U.S.C. 2615), I certify that the information contained in or accompanying this document is true, accurate and complete. As to the identified section(s) of this document for which I cannot personally verify truth and accuracy, I certify as the company official having supervisory responsibility for the persons who are acting under my direct instructions made the verification that this information is true accurate and complete.

Authorized Signature: _____

Please print or type.

Form Approved. OMB No. 2050-0039

UNIFORM HAZARDOUS WASTE MANIFEST

1. Generator ID Number	2. Page 1 of	3. Emergency Response Phone	4. Manifest Tracking Number
[illegible]	1	[illegible]	013578781 FLE

5. Generator's Name and Mailing Address
[illegible]
[illegible] Delaware St
Sidney, NY [illegible]
Generator's Phone: [illegible]

Generator's Site Address (if different than mailing address)
Same

6. Transporter 1 Company Name
US Bulk Transport Inc.
U.S. EPA ID Number
[illegible]

7. Transporter 2 Company Name
U.S. EPA ID Number

8. Designated Facility Name and Site Address
[illegible]
[illegible] North 1-94 Service Drive
Belleville, MI 48111
Facility's Phone: 734-[illegible]-2200
U.S. EPA ID Number
[illegible]

9a. HM	9b. U.S. DOT Description (including Proper Shipping Name, Hazard Class, ID Number, and Packing Group (if any))	10. Containers No.	10. Containers Type	11. Total Quantity	12. Unit Wt./Vol.	13. Waste Codes
X	1. RQ, UN[illegible] Polychlorinated Biphenyls, Solid, Soil [illegible]	1	DT	est. 20,000	X	PCB1 B007
	2.					
	3.					
	4.					

14. Special Handling Instructions and Additional Information
SES PO 19-E136
Approval #19004JWDI-OTS
Storage Start Date 5/15/2019

15. **GENERATOR'S/OFFEROR'S CERTIFICATION:** I hereby declare that the contents of this consignment are fully and accurately described above by the proper shipping name, and are classified, packaged, marked and labeled/placarded, and are in all respects in proper condition for transport according to applicable international and national governmental regulations. If export shipment and I am the Primary Exporter, I certify that the contents of this consignment conform to the terms of the attached EPA Acknowledgment of Consent.
I certify that the waste minimization statement identified in 40 CFR 262.27(a) (if I am a large quantity generator) or (b) (if I am a small quantity generator) is true.

Generator's/Offeror's Printed/Typed Name: As Agent for Amphenol Aaron Gardner
Signature: [signature]
Month 5 Day 20 Year 19

16. International Shipments ☐ Import to U.S. ☐ Export from U.S. Port of entry/exit:
Transporter signature (for exports only): Date leaving U.S.:

17. Transporter Acknowledgment of Receipt of Materials
Transporter 1 Printed/Typed Name: X Victor L Tracy
Signature: [signature]
Month 5 Day 20 Year 19
Transporter 2 Printed/Typed Name:
Signature:
Month Day Year

18. Discrepancy
18a. Discrepancy Indication Space ☐ Quantity ☐ Type ☐ Residue ☐ Partial Rejection ☐ Full Rejection
Manifest Reference Number:
18b. Alternate Facility (or Generator)
U.S. EPA ID Number
Facility's Phone:
18c. Signature of Alternate Facility (or Generator)
Month Day Year

19. Hazardous Waste Report Management Method Codes (i.e., codes for hazardous waste treatment, disposal, and recycling systems)

1.	2.	3.	4.

20. Designated Facility Owner or Operator: Certification of receipt of hazardous materials covered by the manifest except as noted in Item 18a
Printed/Typed Name
Signature
Month Day Year

GENERATOR — INT'L — TRANSPORTER — DESIGNATED FACILITY

EPA Form 8700-22 (Rev. 12-17) Previous editions are obsolete.

GENERATOR'S INITIAL COPY

7646 774 L1606

Please print or type.

Form Approved. OMB No. 2050-0039

UNIFORM HAZARDOUS WASTE MANIFEST

1. Generator ID Number: NYD001827633
2. Page 1 of 1
3. Emergency Response Phone: 844-834-3982
4. Manifest Tracking Number: 013578781 FLE

5. Generator's Name and Mailing Address
Amphenol
40-60 Delaware St
Sidney, NY 13838
Generator's Phone: 607-563-5940

Generator's Site Address (if different than mailing address): Same

6. Transporter 1 Company Name: US Bulk Transport Inc.
U.S. EPA ID Number: PAD987347515

7. Transporter 2 Company Name:
U.S. EPA ID Number:

8. Designated Facility Name and Site Address
Wayne Disposal Inc
49350 North I-94 Service Drive
Belleville, MI 48111
Facility's Phone: 734-697-2200
U.S. EPA ID Number: MID 048 090 633

9a. HM	9b. U.S. DOT Description (including Proper Shipping Name, Hazard Class, ID Number, and Packing Group (if any))	10. Containers No.	10. Containers Type	11. Total Quantity	12. Unit Wt./Vol.	13. Waste Codes		
X	1. RQ, UN3432 Polychlorinated Biphenyls, Solid (Soil) 9 PG,III	1	DT	est. 20,000	K	PCB1	B007	
	2.							
	3.							
	4.							

14. Special Handling Instructions and Additional Information
SES PO 19-E136
Approval #190043WDI-OTS
Storage Start Date 5/15/2019

15. GENERATOR'S/OFFEROR'S CERTIFICATION: I hereby declare that the contents of this consignment are fully and accurately described above by the proper shipping name, and are classified, packaged, marked and labeled/placarded, and are in all respects in proper condition for transport according to applicable international and national governmental regulations. If export shipment and I am the Primary Exporter, I certify that the contents of this consignment conform to the terms of the attached EPA Acknowledgment of Consent.
I certify that the waste minimization statement identified in 40 CFR 262.27(a) (if I am a large quantity generator) or (b) (if I am a small quantity generator) is true.

Generator's/Offeror's Printed/Typed Name: As Agent for Amphenol Aaron Gardner
Signature:
Month 5 Day 20 Year 19

16. International Shipments ☐ Import to U.S. ☐ Export from U.S. Port of entry/exit:
Transporter signature (for exports only): Date leaving U.S.:

17. Transporter Acknowledgment of Receipt of Materials
Transporter 1 Printed/Typed Name: Victor L Tracy
Signature:
Month 5 Day 20 Year 19
Transporter 2 Printed/Typed Name:
Signature:
Month Day Year

18. Discrepancy
18a. Discrepancy Indication Space ☐ Quantity ☒ Type ☐ Residue ☐ Partial Rejection ☐ Full Rejection
Manifest Reference Number:
18b. Alternate Facility (or Generator) U.S. EPA ID Number
Facility's Phone:
18c. Signature of Alternate Facility (or Generator) Month Day Year

19. Hazardous Waste Report Management Method Codes (i.e., codes for hazardous waste treatment, disposal, and recycling systems)
1. H132 2. 3. 4.

20. Designated Facility Owner or Operator: Certification of receipt of hazardous materials covered by the manifest except as noted in Item 18a
Printed/Typed Name: Chris Grissom
Signature:
Month 5 Day 21 Year 19

GENERATOR / INT'L / TRANSPORTER / DESIGNATED FACILITY

EPA Form 8700-22 (Rev. 12-17) Previous editions are obsolete.

TRANSPORTER COPY

Wayne Disposal, Inc.

1-1606

49350 North I-94 Service Drive, Belleville, Michigan 48111

Receipt Preview

SESSLER ENVIRONMENTAL SERVICES, LLC
30 VANTAGE POINT DR., SUITE 4
ROCHESTER, NY 14624-1141

Receipt ID: 1308575
EQ Account #: 600964
Manifest / BOL: 013578781FLE
Transporter: US BULK
Date: 05/21/2019
Time In: 7:51 AM
Time Out:

Line	Description Generator	Qty. Unit
10	Wayne Disposal Host Community Agreement Royalty Fee	22.230 TONS
	Charge relates to: 013578781FLE - 1	
	NYD001827633 AMPHENOL CORPORATION	
	Gross: 79,040 **Tare:** 34,580 **Net:** 44,460	

NO SALVAGING ON PREMISES

Please print or type. Form Approved. OMB No. 2050-0039

UNIFORM HAZARDOUS WASTE MANIFEST

1. Generator ID Number: [illegible]
2. Page 1 of 1
3. Emergency Response Phone: [illegible]
4. Manifest Tracking Number: 013578782 FLE

GENERATOR

5. Generator's Name and Mailing Address: [illegible] Delaware St, Sidney, NY 13838, 607-563-[illegible]
Generator's Site Address (if different than mailing address): Same
Generator's Phone:

6. Transporter 1 Company Name: [illegible] Transport Inc.
U.S. EPA ID Number: [illegible]

7. Transporter 2 Company Name:
U.S. EPA ID Number:

8. Designated Facility Name and Site Address: [illegible] 49150 North I-94 Service Drive, Belleville, MI 48111, 734-[illegible]
U.S. EPA ID Number: [illegible]
Facility's Phone:

9a. HM	9b. U.S. DOT Description (including Proper Shipping Name, Hazard Class, ID Number, and Packing Group (if any))	10. Containers No.	10. Containers Type	11. Total Quantity	12. Unit Wt./Vol.	13. Waste Codes
X	1. RQ UN3077 Polychlorinated Biphenyls, Solid (Lead Paint) PGIII	[illegible]	DT	[illegible] 20 000	K	[illegible]
	2.					
	3.					
	4.					

14. Special Handling Instructions and Additional Information
SESTO 13 Elig
Approval #1900417VDI-OTS
Storage Start Date 5/1/2019

15. **GENERATOR'S/OFFEROR'S CERTIFICATION:** I hereby declare that the contents of this consignment are fully and accurately described above by the proper shipping name, and are classified, packaged, marked and labeled/placarded, and are in all respects in proper condition for transport according to applicable international and national governmental regulations. If export shipment and I am the Primary Exporter, I certify that the contents of this consignment conform to the terms of the attached EPA Acknowledgment of Consent.
I certify that the waste minimization statement identified in 40 CFR 262.27(a) (if I am a large quantity generator) or (b) (if I am a small quantity generator) is true.

Generator's/Offeror's Printed/Typed Name: As Agent For Amphenol Aerospace
Signature:
Month 5 Day 20 Year 19

INT'L

16. International Shipments ☐ Import to U.S. ☐ Export from U.S. Port of entry/exit:
Transporter signature (for exports only): Date leaving U.S.:

TRANSPORTER

17. Transporter Acknowledgment of Receipt of Materials
Transporter 1 Printed/Typed Name: X Scott L. Green
Signature:
Month 5 Day 20 Year 19
Transporter 2 Printed/Typed Name:
Signature:
Month Day Year

DESIGNATED FACILITY

18. Discrepancy
18a. Discrepancy Indication Space ☐ Quantity ☐ Type ☐ Residue ☐ Partial Rejection ☐ Full Rejection
Manifest Reference Number:
18b. Alternate Facility (or Generator)
U.S. EPA ID Number
Facility's Phone:
18c. Signature of Alternate Facility (or Generator)
Month Day Year

19. Hazardous Waste Report Management Method Codes (i.e., codes for hazardous waste treatment, disposal, and recycling systems)
1. 2. 3. 4.

20. Designated Facility Owner or Operator: Certification of receipt of hazardous materials covered by the manifest except as noted in Item 18a
Printed/Typed Name
Signature
Month Day Year

#176 77640 1-1607

Please print or type.

Form Approved. OMB No. 2050-0039

UNIFORM HAZARDOUS WASTE MANIFEST	1. Generator ID Number	2. Page 1 of	3. Emergency Response Phone	4. Manifest Tracking Number
	NYD001827632	1	844-834-3982	013578782 FLE

GENERATOR

5. Generator's Name and Mailing Address
Amphenol
40-60 Delaware St
Sidney, NY 13838
Generator's Phone: 607-563-5940

Generator's Site Address (if different than mailing address): Same

6. Transporter 1 Company Name: US Bulk Transport Inc. — U.S. EPA ID Number: PAD987347515

7. Transporter 2 Company Name: — U.S. EPA ID Number:

8. Designated Facility Name and Site Address
Wayne Disposal Inc
49350 North I-94 Service Drive
Belleveille, MI 48111
Facility's Phone: 734-697-2200
U.S. EPA ID Number: MID 048 090 633

9a. HM	9b. U.S. DOT Description (including Proper Shipping Name, Hazard Class, ID Number, and Packing Group (if any))	10. Containers No.	10. Containers Type	11. Total Quantity	12. Unit Wt./Vol.	13. Waste Codes
X	1. RQ, UN3432 Polychlorinated Biphenyls, Solid (Soil) 9 PG,III	1	DT	Est 20,000	K	PCB1 B007
	2.					
	3.					
	4.					

14. Special Handling Instructions and Additional Information
SES PO 19-E136
Approval #190043WDI-OTS
Storage Start Date 5/15/2019

15. GENERATOR'S/OFFEROR'S CERTIFICATION: I hereby declare that the contents of this consignment are fully and accurately described above by the proper shipping name, and are classified, packaged, marked and labeled/placarded, and are in all respects in proper condition for transport according to applicable international and national governmental regulations. If export shipment and I am the Primary Exporter, I certify that the contents of this consignment conform to the terms of the attached EPA Acknowledgment of Consent.
I certify that the waste minimization statement identified in 40 CFR 262.27(a) (if I am a large quantity generator) or (b) (if I am a small quantity generator) is true.

Generator's/Offeror's Printed/Typed Name: As Agent For Amphenol Aaron Gardner — Signature: [signature] — Month 5 Day 20 Year 19

INT'L

16. International Shipments ☐ Import to U.S. ☐ Export from U.S. Port of entry/exit:
Transporter signature (for exports only): Date leaving U.S.:

TRANSPORTER

17. Transporter Acknowledgment of Receipt of Materials
Transporter 1 Printed/Typed Name: X Scott E Green — Signature: [signature] — Month 5 Day 20 Year 19
Transporter 2 Printed/Typed Name: — Signature: — Month Day Year

DESIGNATED FACILITY

18. Discrepancy
18a. Discrepancy Indication Space ☐ Quantity ☐ Type ☐ Residue ☐ Partial Rejection ☐ Full Rejection
ok to correct manifest per Eric Hibbs w/ Sesiler Env — Manifest Reference Number:
18b. Alternate Facility (or Generator) — U.S. EPA ID Number
Facility's Phone:
18c. Signature of Alternate Facility (or Generator) — Month Day Year

19. Hazardous Waste Report Management Method Codes (i.e., codes for hazardous waste treatment, disposal, and recycling systems)
1. 2. 3. 4.

20. Designated Facility Owner or Operator: Certification of receipt of hazardous materials covered by the manifest except as noted in Item 18a
Printed/Typed Name: Holt Schoch — Signature: [signature] — Month 5 Day 22 Year 19

EPA Form 8700-22 (Rev. 12-17) Previous editions are obsolete. TRANSPORTER COPY

1-1607

Wayne Disposal, Inc.

49350 North I-94 Service Drive, Belleville, Michigan 48111

Receipt Preview

SESSLER ENVIRONMENTAL SERVICES, LLC
30 VANTAGE POINT DR., SUITE 4
ROCHESTER, NY 14624-1141

Receipt ID: 1308636
EQ Account #: 600964
Manifest / BOL: 013578782FLE
Transporter: US BULK
Date: 05/22/2019
Time In: 8:37 AM
Time Out: 9:50 AM

Line	Description Generator	Qty. Unit
10	Wayne Disposal Host Community Agreement Royalty Fee	23.280 TONS
	Charge relates to: 013578782FLE - 1	
	NYD001827633 AMPHENOL CORPORATION	
	Gross: 77,640 **Tare:** 31,080 **Net:** 46,560	

NO SALVAGING ON PREMISES

Invoice: 506772 Receipt 03-00 1308636 Cod COD #2

11928090

Page 4 of 25

US ecology CERTIFICATE OF DISPOSAL

FOR MANIFESTED PCB WASTE

This certificate is to verify the wastes identified as PCB Solids

and specified on Manifest # 013578782FLE, Line Item 1 has been landfilled on

5-22, 19 in accordance with all local, state and federal regulations by:

Wayne Disposal, Inc

(EPA I.D. # MID048090633)

49350 N. I-94 Service Drive, Belleville, Michigan 48111
Telephone: 800-592-5489
Fax: 800-593-5329

Under civil and criminal penalties of law for the making or submission of false or fraudulent statements or representations (18 U.S.C. 1001 and 15 U.S.C. 2615), I certify that the information contained in or accompanying this document is true, accurate and complete. As to the identified section(s) of this document for which I cannot personally verify truth and accuracy, I certify as the company official having supervisory responsibility for the persons who are acting under my direct instructions made the verification that this information is true accurate and complete.

Authorized Signature: _____

157

Please print or type.

Form Approved. OMB No. 2050-0039

UNIFORM HAZARDOUS WASTE MANIFEST

1. Generator ID Number: [illegible]
2. Page 1 of 1
3. Emergency Response Phone: [illegible]
4. Manifest Tracking Number: 013578783 FLE

5. Generator's Name and Mailing Address
40-60 Delaware St
Sidney, NY 13838
607-563-5940
Generator's Phone:

Generator's Site Address (if different than mailing address): Same

6. Transporter 1 Company Name: [illegible]
U.S. EPA ID Number: [illegible]

7. Transporter 2 Company Name:
U.S. EPA ID Number:

8. Designated Facility Name and Site Address
[illegible]
49350 North I-94 Service Drive
Belleville MI 48111
734-697-2200
Facility's Phone:

U.S. EPA ID Number: [illegible]

9a. HM	9b. U.S. DOT Description (including Proper Shipping Name, Hazard Class, ID Number, and Packing Group (if any))	10. Containers No.	10. Containers Type	11. Total Quantity	12. Unit Wt./Vol.	13. Waste Codes
	1. RQ, UN 3432 Polychlorinated Biphenyls, Solid (Soil) 9 PG II	1	[illegible]	est 20,000	[illegible]	[illegible]
	2.					
	3.					
	4.					

14. Special Handling Instructions and Additional Information
SES PO 19-E136
Approval #190043WDI-OTS
Storage Start Date 5/15/2019
TRL. 157A

15. **GENERATOR'S/OFFEROR'S CERTIFICATION:** I hereby declare that the contents of this consignment are fully and accurately described above by the proper shipping name, and are classified, packaged, marked and labeled/placarded, and are in all respects in proper condition for transport according to applicable international and national governmental regulations. If export shipment and I am the Primary Exporter, I certify that the contents of this consignment conform to the terms of the attached EPA Acknowledgment of Consent.
I certify that the waste minimization statement identified in 40 CFR 262.27(a) (if I am a large quantity generator) or (b) (if I am a small quantity generator) is true.

Generator's/Offeror's Printed/Typed Name: As Agent for Amphenol Aaron Gardner
Signature: [signature]
Month 5 Day 20 Year 19

16. International Shipments ☐ Import to U.S. ☐ Export from U.S. Port of entry/exit:
Transporter signature (for exports only): Date leaving U.S.:

17. Transporter Acknowledgment of Receipt of Materials
Transporter 1 Printed/Typed Name: X Jay L. Faulcy
Signature: [signature]
Month Day Year

Transporter 2 Printed/Typed Name:
Signature:
Month 5 Day 20 Year 19

18. Discrepancy
18a. Discrepancy Indication Space ☐ Quantity ☐ Type ☐ Residue ☐ Partial Rejection ☐ Full Rejection
Manifest Reference Number:

18b. Alternate Facility (or Generator)
U.S. EPA ID Number
Facility's Phone:

18c. Signature of Alternate Facility (or Generator)
Month Day Year

19. Hazardous Waste Report Management Method Codes (i.e., codes for hazardous waste treatment, disposal, and recycling systems)

1.	2.	3.	4.

20. Designated Facility Owner or Operator: Certification of receipt of hazardous materials covered by the manifest except as noted in Item 18a
Printed/Typed Name
Signature
Month Day Year

GENERATOR — INT'L — TRANSPORTER — DESIGNATED FACILITY

EPA Form 8700-22 (Rev. 12-17) Previous editions are obsolete.

GENERATOR'S INITIAL COPY

157 1-1605 84700

Please print or type.

Form Approved. OMB No. 2050-0039

UNIFORM HAZARDOUS WASTE MANIFEST

1. Generator ID Number: NYD001827633
2. Page 1 of 1
3. Emergency Response Phone: 844-834-3982
4. Manifest Tracking Number: 013578783 FLE

5. Generator's Name and Mailing Address
40-60 Delaware St
Sidney, NY 13838
Generator's Phone: 607-563-5940

Generator's Site Address (if different than mailing address): Same

6. Transporter 1 Company Name: US Bulk Transport Inc.
U.S. EPA ID Number: PAD987347515

7. Transporter 2 Company Name:
U.S. EPA ID Number:

8. Designated Facility Name and Site Address
Wayne Disposal Inc
49350 North I-94 Service Drive
Belleveille, MI 48111
Facility's Phone: 734-697-2200
U.S. EPA ID Number: MID 048 090 633

9a. HM	9b. U.S. DOT Description (including Proper Shipping Name, Hazard Class, ID Number, and Packing Group (if any))	10. Containers No.	10. Containers Type	11. Total Quantity	12. Unit Wt./Vol.	13. Waste Codes
X	1. RQ, UN3432 Polychlorinated Biphenyls, Solid (Soil) 9 PG,III	1	DT	est 20,000	K	PCB1 B007
	2.					
	3.					
	4.					

14. Special Handling Instructions and Additional Information
SES PO 19-E136
Approval #190043WDI-OTS
Storage Start Date 5/15/2019 TRL. 157A

15. GENERATOR'S/OFFEROR'S CERTIFICATION: I hereby declare that the contents of this consignment are fully and accurately described above by the proper shipping name, and are classified, packaged, marked and labeled/placarded, and are in all respects in proper condition for transport according to applicable international and national governmental regulations. If export shipment and I am the Primary Exporter, I certify that the contents of this consignment conform to the terms of the attached EPA Acknowledgment of Consent.
I certify that the waste minimization statement identified in 40 CFR 262.27(a) (if I am a large quantity generator) or (b) (if I am a small quantity generator) is true.

Generator's/Offeror's Printed/Typed Name: As Agent for Amphenol Aaron Gardner
Signature: [signature]
Month 5 Day 20 Year 19

16. International Shipments ☐ Import to U.S. ☐ Export from U.S. Port of entry/exit:
Transporter signature (for exports only): Date leaving U.S.:

17. Transporter Acknowledgment of Receipt of Materials
Transporter 1 Printed/Typed Name: X Jay L. Fauley
Signature: [signature]
Month Day Year
Transporter 2 Printed/Typed Name:
Signature:
Month 5 Day 20 Year 19

18. Discrepancy
18a. Discrepancy Indication Space ☐ Quantity ☒ Type ☐ Residue ☐ Partial Rejection ☐ Full Rejection
ok to correct approval # per [illegible] with [illegible]
Manifest Reference Number:

18b. Alternate Facility (or Generator)
U.S. EPA ID Number
Facility's Phone:

18c. Signature of Alternate Facility (or Generator)
Month Day Year

19. Hazardous Waste Report Management Method Codes (i.e., codes for hazardous waste treatment, disposal, and recycling systems)
1. H132
2.
3.
4.

20. Designated Facility Owner or Operator: Certification of receipt of hazardous materials covered by the manifest except as noted in Item 18a.
Printed/Typed Name: Chris Grisson
Signature: [signature]
Month 5 Day 21 Year 19

GENERATOR / INT'L / TRANSPORTER / DESIGNATED FACILITY

EPA Form 8700-22 (Rev. 12-17) Previous editions are obsolete.

TRANSPORTER COPY

Wayne Disposal, Inc.

49350 North I-94 Service Drive, Belleville, Michigan 48111

1-1605

Receipt Preview

SESSLER ENVIRONMENTAL SERVICES, LLC
30 VANTAGE POINT DR., SUITE 4
ROCHESTER, NY 14624-1141

Receipt ID: 1308577
EQ Account #: 600964
Manifest / BOL: 013578783FLE
Transporter: US BULK
Date: 05/21/2019
Time In: 7:57 AM
Time Out:

Line	Description Generator	Qty. Unit
10	Wayne Disposal Host Community Agreement Royalty Fee	25.160 TONS
	Charge relates to: 013578783FLE - 1	
	NYD001827633 AMPHENOL CORPORATION	
	Gross: 84,700 **Tare:** 34,380 **Net:** 50,320	

NO SALVAGING ON PREMISES

Invoice: 506772 Receipt 03-00 1308577 Cod COD #2

11928683

Page 3 of 25

US ecology CERTIFICATE OF DISPOSAL

FOR MANIFESTED PCB WASTE

This certificate is to verify the wastes identified as PCB Solids

and specified on Manifest # 013578783ELE, Line Item 1 has been landfilled on

5-21, 19 in accordance with all local, state and federal regulations by:

Wayne Disposal, Inc

(EPA I.D. # MID048090633)

49350 N. I-94 Service Drive, Belleville, Michigan 48111
Telephone: 800-592-5489
Fax: 800-593-5329

Under civil and criminal penalties of law for the making or submission of false or fraudulent statements or representations (18 U.S.C. 1001 and 15 U.S.C. 2615), I certify that the information contained in or accompanying this document is true, accurate and complete. As to the identified section(s) of this document for which I cannot personally verify truth and accuracy, I certify as the company official having supervisory responsibility for the persons who are acting under my direct instructions made the verification that this information is true accurate and complete.

Authorized Signature: _____

Please print or type. Form Approved. OMB No. 2050-0039

UNIFORM HAZARDOUS WASTE MANIFEST

1. Generator ID Number	2. Page 1 of	3. Emergency Response Phone	4. Manifest Tracking Number
[illegible]	1	[illegible]	013578785 FLE

5. Generator's Name and Mailing Address
Amphenol
[illegible] Delaware St
[illegible] NY [illegible]
Generator's Phone:

Generator's Site Address (if different than mailing address)
Same

6. Transporter 1 Company Name
[illegible]

U.S. EPA ID Number
[illegible]

7. Transporter 2 Company Name

U.S. EPA ID Number

8. Designated Facility Name and Site Address
Wayne Disposal Inc
[illegible] Morris I-94 Service Drive
[illegible] MI 48111
Facility's Phone:

U.S. EPA ID Number
[illegible]

9a. HM	9b. U.S. DOT Description (Including Proper Shipping Name, Hazard Class, ID Number, and Packing Group (if any))	10. Containers No.	10. Containers Type	11. Total Quantity	12. Unit Wt./Vol.	13. Waste Codes
X	1. RQ UN[illegible] Polychlorinated Biphenyls, Solid, Soil [illegible]	1	[illegible]	20,000	K	[illegible]
	2.					
	3.					
	4.					

14. Special Handling Instructions and Additional Information
SES PO 19-E136
Approval [illegible]190043WDI OTS

15. **GENERATOR'S/OFFEROR'S CERTIFICATION:** I hereby declare that the contents of this consignment are fully and accurately described above by the proper shipping name, and are classified, packaged, marked and labeled/placarded, and are in all respects in proper condition for transport according to applicable international and national governmental regulations. If export shipment and I am the Primary Exporter, I certify that the contents of this consignment conform to the terms of the attached EPA Acknowledgment of Consent.
I certify that the waste minimization statement identified in 40 CFR 262.27(a) (if I am a large quantity generator) or (b) (if I am a small quantity generator) is true.

Generator's/Offeror's Printed/Typed Name: [illegible] | Signature: [illegible] | Month: 5 | Day: 21 | Year: 17

16. International Shipments ☐ Import to U.S. ☐ Export from U.S. Port of entry/exit:
Transporter signature (for exports only): Date leaving U.S.:

17. Transporter Acknowledgment of Receipt of Materials

Transporter 1 Printed/Typed Name: [illegible] | Signature: [illegible] | Month: 5 | Day: 21 | Year: 17

Transporter 2 Printed/Typed Name | Signature | Month | Day | Year

18. Discrepancy

18a. Discrepancy Indication Space ☐ Quantity ☐ Type ☐ Residue ☐ Partial Rejection ☐ Full Rejection

Manifest Reference Number:

18b. Alternate Facility (or Generator) | U.S. EPA ID Number

Facility's Phone:

18c. Signature of Alternate Facility (or Generator) | Month | Day | Year

19. Hazardous Waste Report Management Method Codes (i.e., codes for hazardous waste treatment, disposal, and recycling systems)

1.	2.	3.	4.

20. Designated Facility Owner or Operator: Certification of receipt of hazardous materials covered by the manifest except as noted in Item 18a

Printed/Typed Name | Signature | Month | Day | Year

GENERATOR — INT'L — TRANSPORTER — DESIGNATED FACILITY

US Bulk #126

1-1641

Please print or type.

Form Approved. OMB No. 2050-0039

UNIFORM HAZARDOUS WASTE MANIFEST

1. Generator ID Number: NYD001823633
2. Page 1 of 1
3. Emergency Response Phone: 844-924-7887
4. Manifest Tracking Number: 013578785 FLE

5. Generator's Name and Mailing Address
Amphenol
40-60 Delaware St
Sidney, NY 13838
Generator's Phone:

Generator's Site Address (if different than mailing address): Same

6. Transporter 1 Company Name: US Bulk Transport Inc
U.S. EPA ID Number:

7. Transporter 2 Company Name:
U.S. EPA ID Number:

8. Designated Facility Name and Site Address
Wayne Disposal Inc
49350 North I-94 Service Drive
Belleville, MI 48111
Facility's Phone:
U.S. EPA ID Number: MID 048 090 633

9a. HM	9b. U.S. DOT Description (Including Proper Shipping Name, Hazard Class, ID Number, and Packing Group (if any))	10. Containers No.	10. Containers Type	11. Total Quantity	12. Unit Wt./Vol.	13. Waste Codes
X	1. RQ, UN3432 Polychlorinated Biphenyls, Solid (Soil) 9 PG,III	1	DT	20,000	K	~~PCB: D007~~
	2.					
	3.					
	4.					

14. Special Handling Instructions and Additional Information
SES PO 19-E136
Approval #190043WDI-OTS

15. GENERATOR'S/OFFEROR'S CERTIFICATION: I hereby declare that the contents of this consignment are fully and accurately described above by the proper shipping name, and are classified, packaged, marked and labeled/placarded, and are in all respects in proper condition for transport according to applicable international and national governmental regulations. If export shipment and I am the Primary Exporter, I certify that the contents of this consignment conform to the terms of the attached EPA Acknowledgment of Consent.
I certify that the waste minimization statement identified in 40 CFR 262.27(a) (if I am a large quantity generator) or (b) (if I am a small quantity generator) is true.

Generator's/Offeror's Printed/Typed Name: As Agent for Amphenol Aerospace Luke Hayes
Signature:
Month 5 Day 21 Year 19

16. International Shipments ☐ Import to U.S. ☐ Export from U.S. Port of entry/exit:
Transporter signature (for exports only): Date leaving U.S.:

17. Transporter Acknowledgment of Receipt of Materials
Transporter 1 Printed/Typed Name: US Bulk Transport
Signature:
Month 5 Day 21 Year 19

Transporter 2 Printed/Typed Name:
Signature:
Month Day Year

18. Discrepancy
18a. Discrepancy Indication Space ☐ Quantity ☐ Type ☐ Residue ☐ Partial Rejection ☐ Full Rejection
Manifest Reference Number:

18b. Alternate Facility (or Generator)
U.S. EPA ID Number:
Facility's Phone:

18c. Signature of Alternate Facility (or Generator)
Month Day Year

19. Hazardous Waste Report Management Method Codes (i.e., codes for hazardous waste treatment, disposal, and recycling systems)
1. 2. 3. 4.

20. Designated Facility Owner or Operator: Certification of receipt of hazardous materials covered by the manifest except as noted in Item 18a
Printed/Typed Name: Chris Grossman
Signature:
Month 5 Day 22 Year 19

GENERATOR | INT'L | TRANSPORTER | DESIGNATED FACILITY

EPA Form 8700-22 (Rev. 12-17) Previous editions are obsolete.

TRANSPORTER COPY

Wayne Disposal, Inc.

49350 North I-94 Service Drive, Belleville, Michigan 48111

H641

Receipt Preview

SESSLER ENVIRONMENTAL SERVICES, LLC
30 VANTAGE POINT DR., SUITE 4
ROCHESTER, NY 14624-1141

Receipt ID: 1308637
EQ Account #: 600964
Manifest / BOL: 013578785FLE
Transporter: US BULK
Date: 05/22/2019
Time In: 8:53 AM
Time Out:

Line	Description Generator	Qty. Unit
10	Wayne Disposal Host Community Agreement Royalty Fee Charge relates to: 013578785FLE - 1 NYD001827633 AMPHENOL CORPORATION **Gross:** 80,980 **Tare:** 31,640 **Net:** 49,340	24.670 TONS

NO SALVAGING ON PREMISES

Invoice: 506772 Receipt 03-00 1308637 Cod COD #2

11937343

US ecology CERTIFICATE OF DISPOSAL

FOR MANIFESTED PCB WASTE

This certificate is to verify the wastes identified as PCB Solids

and specified on Manifest # 013578785FLE, Line Item 1 has been landfilled on

5-22, 19 in accordance with all local, state and federal regulations by:

Wayne Disposal, Inc

(EPA I.D. # MID048090633)

49350 N. I-94 Service Drive, Belleville, Michigan 48111
Telephone: 800-592-5489
Fax: 800-593-5329

Under civil and criminal penalties of law for the making or submission of false or fraudulent statements or representations (18 U.S.C. 1001 and 15 U.S.C. 2615), I certify that the information contained in or accompanying this document is true, accurate and complete. As to the identified section(s) of this document for which I cannot personally verify truth and accuracy, I certify as the company official having supervisory responsibility for the persons who are acting under my direct instructions made the verification that this information is true accurate and complete.

Authorized Signature: _____

Form #REC-FM-043-BEL *The electronic version of this document is the controlled version. Each user is responsible for ensuring that any document being used is the current version.* 6/12/17

#137

Please print or type. Form Approved. OMB No. 2050-0039

UNIFORM HAZARDOUS WASTE MANIFEST

1. Generator ID Number: [illegible]
2. Page 1 of 1
3. Emergency Response Phone: [illegible]
4. Manifest Tracking Number: 013578786 FLE

5. Generator's Name and Mailing Address: [illegible]
Generator's Site Address (if different than mailing address): Same
Generator's Phone:

6. Transporter 1 Company Name: [illegible]
U.S. EPA ID Number: [illegible]

7. Transporter 2 Company Name:
U.S. EPA ID Number:

8. Designated Facility Name and Site Address: [illegible]
U.S. EPA ID Number: [illegible]
Facility's Phone: [illegible]

9a. HM	9b. U.S. DOT Description (including Proper Shipping Name, Hazard Class, ID Number, and Packing Group (if any))	10. Containers No.	10. Containers Type	11. Total Quantity	12. Unit Wt./Vol.	13. Waste Codes		
X	1. RQ, UN3432, Polychlorinated Biphenyls, Solid (Salt of PCB), II	[illegible]	DT	[illegible]	[illegible]	[illegible]	[illegible]	
	2.							
	3.							
	4.							

14. Special Handling Instructions and Additional Information
SES PO 19-E136
Approval #190-IN WDI-016
Storage Start Date [illegible]

15. **GENERATOR'S/OFFEROR'S CERTIFICATION:** I hereby declare that the contents of this consignment are fully and accurately described above by the proper shipping name, and are classified, packaged, marked and labeled/placarded, and are in all respects in proper condition for transport according to applicable international and national governmental regulations. If export shipment and I am the Primary Exporter, I certify that the contents of this consignment conform to the terms of the attached EPA Acknowledgment of Consent.
I certify that the waste minimization statement identified in 40 CFR 262.27(a) (if I am a large quantity generator) or (b) (if I am a small quantity generator) is true.

Generator's/Offeror's Printed/Typed Name: As Agent for Anchorpl Acoustic Lumber
Signature:
Month: 5 Day: 21 Year: 19

GENERATOR

INT'L

16. International Shipments ☐ Import to U.S. ☐ Export from U.S. Port of entry/exit:
Transporter signature (for exports only): Date leaving U.S.:

TRANSPORTER

17. Transporter Acknowledgment of Receipt of Materials
Transporter 1 Printed/Typed Name: X MICHAEL KUAPYI
Signature: Michael Kuapyi
Month: 5 Day: 21 Year: 19
Transporter 2 Printed/Typed Name:
Signature:
Month: Day: Year:

DESIGNATED FACILITY

18. Discrepancy
18a. Discrepancy Indication Space ☐ Quantity ☐ Type ☐ Residue ☐ Partial Rejection ☐ Full Rejection
Manifest Reference Number:
18b. Alternate Facility (or Generator)
U.S. EPA ID Number:
Facility's Phone:
18c. Signature of Alternate Facility (or Generator)
Month: Day: Year:

19. Hazardous Waste Report Management Method Codes (i.e., codes for hazardous waste treatment, disposal, and recycling systems)
1. 2. 3. 4.

20. Designated Facility Owner or Operator: Certification of receipt of hazardous materials covered by the manifest except as noted in Item 18a
Printed/Typed Name:
Signature:
Month: Day: Year:

#137 82,240 H642

Please print or type. Form Approved. OMB No. 2050-0039

UNIFORM HAZARDOUS WASTE MANIFEST

1. Generator ID Number: NYD001827633
2. Page 1 of 1
3. Emergency Response Phone: 844-834-3982
4. Manifest Tracking Number: 013578786 FLE

5. Generator's Name and Mailing Address
Amphenol
40-60 Delaware St
Sidney, NY 13838
Generator's Phone: 607-563-5940

Generator's Site Address (if different than mailing address): Same

6. Transporter 1 Company Name: US Bulk Transport Inc.
U.S. EPA ID Number: PAD987347515

7. Transporter 2 Company Name:
U.S. EPA ID Number:

8. Designated Facility Name and Site Address
Wayne Disposal Inc
49350 North I-94 Service Drive
Belleville, MI 48111
Facility's Phone: 734-697-2200
U.S. EPA ID Number: MID 048 090 633

9a. HM	9b. U.S. DOT Description (including Proper Shipping Name, Hazard Class, ID Number, and Packing Group (if any))	10. Containers No.	10. Containers Type	11. Total Quantity	12. Unit Wt./Vol.	13. Waste Codes
X	1. RQ, UN3432 Polychlorinated Biphenyls, Solid (Soil) 9 PG,III	1	DT	~~est~~ 20,000	K	PCBi B007
	2.					
	3.					
	4.					

14. Special Handling Instructions and Additional Information
SES PO 19-E136
Approval #190043WDI-OTS
Storage Start Date 5/15/2019

15. GENERATOR'S/OFFEROR'S CERTIFICATION: I hereby declare that the contents of this consignment are fully and accurately described above by the proper shipping name, and are classified, packaged, marked and labeled/placarded, and are in all respects in proper condition for transport according to applicable international and national governmental regulations. If export shipment and I am the Primary Exporter, I certify that the contents of this consignment conform to the terms of the attached EPA Acknowledgment of Consent.
I certify that the waste minimization statement identified in 40 CFR 262.27(a) (if I am a large quantity generator) or (b) (if I am a small quantity generator) is true.

Generator's/Offeror's Printed/Typed Name: As Agent for Amphenol Aaron Gardner
Signature: [signature]
Month 5 Day 21 Year 19

16. International Shipments ☐ Import to U.S. ☐ Export from U.S. Port of entry/exit:
Transporter signature (for exports only): Date leaving U.S.:

17. Transporter Acknowledgment of Receipt of Materials
Transporter 1 Printed/Typed Name: X Michael Kuapyl
Signature: [signature]
Month 5 Day 21 Year 19
Transporter 2 Printed/Typed Name:
Signature:
Month Day Year

18. Discrepancy
18a. Discrepancy Indication Space ☐ Quantity ☐ Type ☐ Residue ☐ Partial Rejection ☐ Full Rejection
Ok to add code per Eric Hobson w/ Sesiler Env
Manifest Reference Number:

18b. Alternate Facility (or Generator)
U.S. EPA ID Number
Facility's Phone:

18c. Signature of Alternate Facility (or Generator)
Month Day Year

19. Hazardous Waste Report Management Method Codes (i.e., codes for hazardous waste treatment, disposal, and recycling systems)
1. H132
2.
3.
4.

20. Designated Facility Owner or Operator: Certification of receipt of hazardous materials covered by the manifest except as noted in Item 18a
Printed/Typed Name: Antonio Cebrian
Signature: [signature]
Month 5 Day 22 Year 19

GENERATOR / INT'L / TRANSPORTER / DESIGNATED FACILITY

EPA Form 8700-22 (Rev. 12-17) Previous editions are obsolete. TRANSPORTER COPY

1-1642

Wayne Disposal, Inc.

49350 North I-94 Service Drive, Belleville, Michigan 48111

Receipt Preview

SESSLER ENVIRONMENTAL SERVICES, LLC
30 VANTAGE POINT DR., SUITE 4
ROCHESTER, NY 14624-1141

Receipt ID: 1308651
EQ Account #: 600964
Manifest / BOL: 013578786FLE
Transporter: US BULK
Date: 05/22/2019
Time In: 10:29 AM
Time Out:

Line	Description Generator	Qty. Unit
10	Wayne Disposal Host Community Agreement Royalty Fee Charge relates to: 013578786FLE - 1 NYD001827633 AMPHENOL CORPORATION **Gross:** 82,240 **Tare:** 33,800 **Net:** 48,440	24.220 TONS

NO SALVAGING ON PREMISES

Invoice: 506772 Receipt 03-00 1308651 Cod COD #2

11937345

Page 9 of 25

CERTIFICATE OF DISPOSAL

FOR MANIFESTED PCB WASTE

This certificate is to verify the wastes identified as PCB Solids

and specified on Manifest # 013578786FLE, Line Item 1 has been landfilled on

5-22, 19 in accordance with all local, state and federal regulations by:

Wayne Disposal, Inc

(EPA I.D. # MID048090633)

49350 N. I-94 Service Drive, Belleville, Michigan 48111
Telephone: 800-592-5489
Fax: 800-593-5329

Under civil and criminal penalties of law for the making or submission of false or fraudulent statements or representations (18 U.S.C. 1001 and 15 U.S.C. 2615), I certify that the information contained in or accompanying this document is true, accurate and complete. As to the identified section(s) of this document for which I cannot personally verify truth and accuracy, I certify as the company official having supervisory responsibility for the persons who are acting under my direct instructions made the verification that this information is true accurate and complete.

Authorized Signature: _____

Please print or type.

Form Approved. OMB No. 2050-0039

UNIFORM HAZARDOUS WASTE MANIFEST

1. Generator ID Number: [illegible]
2. Page 1 of 1
3. Emergency Response Phone: [illegible]
4. Manifest Tracking Number: 013578787 FLE

5. Generator's Name and Mailing Address
[illegible]
Sidney, NY [illegible]
Generator's Phone: 607-[illegible]

Generator's Site Address (if different than mailing address): Same

6. Transporter 1 Company Name: US Bulk Transport Inc.
U.S. EPA ID Number: [illegible]

7. Transporter 2 Company Name:
U.S. EPA ID Number:

8. Designated Facility Name and Site Address
[illegible]
Belleville, MI [illegible]
Facility's Phone: 734-[illegible]
U.S. EPA ID Number: [illegible]

9a. HM	9b. U.S. DOT Description (including Proper Shipping Name, Hazard Class, ID Number, and Packing Group (if any))	10. Containers No.	10. Containers Type	11. Total Quantity	12. Unit Wt./Vol.	13. Waste Codes
	1. RQ, UN3431 Polychlorinated Biphenyls, Solid (Soil) 9 PG III	[illegible]	[illegible]	8000	[illegible]	[illegible]
	2.					
	3.					
	4.					

14. Special Handling Instructions and Additional Information
SES PO 19-E136
Approval #190043WDI-OTS
Storage Start Date 5/15/2019

15. **GENERATOR'S/OFFEROR'S CERTIFICATION:** I hereby declare that the contents of this consignment are fully and accurately described above by the proper shipping name, and are classified, packaged, marked and labeled/placarded, and are in all respects in proper condition for transport according to applicable international and national governmental regulations. If export shipment and I am the Primary Exporter, I certify that the contents of this consignment conform to the terms of the attached EPA Acknowledgment of Consent.
I certify that the waste minimization statement identified in 40 CFR 262.27(a) (if I am a large quantity generator) or (b) (if I am a small quantity generator) is true.

Generator's/Offeror's Printed/Typed Name: A Agent for Amphenol Aero Gardner
Signature: [signature]
Month: 5 Day: [illegible] Year: [illegible]

16. International Shipments ☐ Import to U.S. ☐ Export from U.S. Port of entry/exit:
Transporter signature (for exports only): Date leaving U.S.:

17. Transporter Acknowledgment of Receipt of Materials
Transporter 1 Printed/Typed Name: x Andrew Swinsky
Signature: [signature]
Month: 5 Day: [illegible] Year: [illegible]
Transporter 2 Printed/Typed Name:
Signature:
Month: Day: Year:

18. Discrepancy
18a. Discrepancy Indication Space ☐ Quantity ☐ Type ☐ Residue ☐ Partial Rejection ☐ Full Rejection
Manifest Reference Number:
18b. Alternate Facility (or Generator)
U.S. EPA ID Number:
Facility's Phone:
18c. Signature of Alternate Facility (or Generator)
Month: Day: Year:

19. Hazardous Waste Report Management Method Codes (i.e., codes for hazardous waste treatment, disposal, and recycling systems)
1. 2. 3. 4.

20. Designated Facility Owner or Operator: Certification of receipt of hazardous materials covered by the manifest except as noted in Item 18a
Printed/Typed Name:
Signature:
Month: Day: Year:

GENERATOR — INT'L — TRANSPORTER — DESIGNATED FACILITY

EPA Form 8700-22 (Rev. 12-17) Previous editions are obsolete.

GENERATOR'S INITIAL COPY

80920 H640

Please print or type. Form Approved. OMB No. 2050-0039

UNIFORM HAZARDOUS WASTE MANIFEST

1. Generator ID Number: NYD001827633
2. Page 1 of 1
3. Emergency Response Phone: 844-834-3982
4. Manifest Tracking Number: 013578787 FLE

5. Generator's Name and Mailing Address: Tonpkinner
40-60 Delaware St
Sidney, NY 13838
Generator's Phone: 607-563-5940

Generator's Site Address (if different than mailing address): Same

6. Transporter 1 Company Name: US Bulk Transport Inc. — U.S. EPA ID Number: PAD987347515

7. Transporter 2 Company Name — U.S. EPA ID Number:

8. Designated Facility Name and Site Address: Wayne Disposal Inc.
49350 North I-94 Service Drive
Belleveille, MI 48111
Facility's Phone: 734-697-2200
U.S. EPA ID Number: MID 048 090 633

9a. HM	9b. U.S. DOT Description (including Proper Shipping Name, Hazard Class, ID Number, and Packing Group (if any))	10. Containers No.	10. Containers Type	11. Total Quantity	12. Unit Wt./Vol.	13. Waste Codes
X	1. RQ, UN3432 Polychlorinated Biphenyls, Solid (Soil) 9 PG,III	1	DT	2000	K	PCB1 B007
	2.					
	3.					
	4.					

14. Special Handling Instructions and Additional Information
SES PO 19-E136
Approval 5190043WDI-OTS
Storage Start Date 5/15/2019

15. **GENERATOR'S/OFFEROR'S CERTIFICATION:** I hereby declare that the contents of this consignment are fully and accurately described above by the proper shipping name, and are classified, packaged, marked and labeled/placarded, and are in all respects in proper condition for transport according to applicable international and national governmental regulations. If export shipment and I am the Primary Exporter, I certify that the contents of this consignment conform to the terms of the attached EPA Acknowledgment of Consent.
I certify that the waste minimization statement identified in 40 CFR 262.27(a) (if I am a large quantity generator) or (b) (if I am a small quantity generator) is true.

Generator's/Offeror's Printed/Typed Name: As Agent for Amphenol Aaron Gardner — Signature: [signature] — Month 5 Day 21 Year 19

16. International Shipments ☐ Import to U.S. ☐ Export from U.S. Port of entry/exit:
Transporter signature (for exports only): Date leaving U.S.:

17. Transporter Acknowledgment of Receipt of Materials
Transporter 1 Printed/Typed Name: x Andrew Swinship — Signature: [signature] — Month 5 Day 21 Year 19
Transporter 2 Printed/Typed Name — Signature — Month Day Year

18. Discrepancy
18a. Discrepancy Indication Space ☐ Quantity ☑ Type ☐ Residue ☐ Partial Rejection ☐ Full Rejection
as to correct per Eric Hebson — Manifest Reference Number:
18b. Alternate Facility (or Generator) — U.S. EPA ID Number
Facility's Phone:
18c. Signature of Alternate Facility (or Generator) — Month Day Year

19. Hazardous Waste Report Management Method Codes (i.e., codes for hazardous waste treatment, disposal, and recycling systems)
1. H132 2. 3. 4.

20. Designated Facility Owner or Operator: Certification of receipt of hazardous materials covered by the manifest except as noted in Item 18a
Printed/Typed Name: Antonio Calbrese — Signature: [signature] — Month 5 Day 22 Year 19

GENERATOR / INT'L / TRANSPORTER / DESIGNATED FACILITY

EPA Form 8700-22 (Rev. 12-17) Previous editions are obsolete. **TRANSPORTER COPY**

Wayne Disposal, Inc.

1-1640

49350 North I-94 Service Drive, Belleville, Michigan 48111

Receipt Preview

SESSLER ENVIRONMENTAL SERVICES, LLC
30 VANTAGE POINT DR., SUITE 4
ROCHESTER, NY 14624-1141

Receipt ID: 1308640
EQ Account #: 600964
Manifest / BOL: 013578787FLE
Transporter: US BULK
Date: 05/22/2019
Time In: 9:13 AM
Time Out:

Line	Description Generator	Qty. Unit
10	Wayne Disposal Host Community Agreement Royalty Fee Charge relates to: 013578787FLE - 1 NYD001827633 AMPHENOL CORPORATION **Gross:** 80,920 **Tare:** 33,360 **Net:** 47,560	23.780 TONS

NO SALVAGING ON PREMISES

Invoice: 506772 Receipt 03-00 1308640 Cod COD #2

11928104

Page 6 of 25

US ecology CERTIFICATE OF DISPOSAL

FOR MANIFESTED PCB WASTE

This certificate is to verify the wastes identified as PCB Solids

and specified on Manifest # 013578787FLE Line Item 1 has been landfilled on

5-22, 19 in accordance with all local, state and federal regulations by:

Wayne Disposal, Inc

(EPA I.D. # MID048090633)

49350 N. I-94 Service Drive, Belleville, Michigan 48111
Telephone: 800-592-5489
Fax: 800-593-5329

Under civil and criminal penalties of law for the making or submission of false or fraudulent statements or representations (18 U.S.C. 1001 and 15 U.S.C. 2615), I certify that the information contained in or accompanying this document is true, accurate and complete. As to the identified section(s) of this document for which I cannot personally verify truth and accuracy, I certify as the company official having supervisory responsibility for the persons who are acting under my direct instructions made the verification that this information is true accurate and complete.

Authorized Signature: _____

Please print or type.

Form Approved. OMB No. 2050-0039

UNIFORM HAZARDOUS WASTE MANIFEST

1. Generator ID Number	2. Page 1 of	3. Emergency Response Phone	4. Manifest Tracking Number
[illegible]	1	[illegible]	013578788 FLE

5. Generator's Name and Mailing Address
[illegible]
[illegible] Delaware St
Sidney, NY [illegible]
Generator's Phone: [illegible]

Generator's Site Address (if different than mailing address)
Same

6. Transporter 1 Company Name
US Bulk Transport Inc.
U.S. EPA ID Number
[illegible]

7. Transporter 2 Company Name
U.S. EPA ID Number

8. Designated Facility Name and Site Address
[illegible]
[illegible] North I-94 Service Drive
Belleville, MI [illegible]
Facility's Phone: [illegible]
U.S. EPA ID Number
[illegible]

9a. HM	9b. U.S. DOT Description (including Proper Shipping Name, Hazard Class, ID Number, and Packing Group (if any))	10. Containers No.	10. Containers Type	11. Total Quantity	12. Unit Wt./Vol.	13. Waste Codes
X	1. RQ, UN3432 Polychlorinated Biphenyls, Solid (Soil) 9 PG III	1	DT	20000	K	PCB1 [illegible]
	2.					
	3.					
	4.					

14. Special Handling Instructions and Additional Information
SES PO 19-[illegible]
Approval #[illegible]
Storage Start Date [illegible]

15. **GENERATOR'S/OFFEROR'S CERTIFICATION:** I hereby declare that the contents of this consignment are fully and accurately described above by the proper shipping name, and are classified, packaged, marked and labeled/placarded, and are in all respects in proper condition for transport according to applicable international and national governmental regulations. If export shipment and I am the Primary Exporter, I certify that the contents of this consignment conform to the terms of the attached EPA Acknowledgment of Consent.
I certify that the waste minimization statement identified in 40 CFR 262.27(a) (if I am a large quantity generator) or (b) (if I am a small quantity generator) is true.

Generator's/Offeror's Printed/Typed Name: As Agent for Archaeol [illegible]
Signature:
Month: [illegible] Day: [illegible] Year: 19

16. International Shipments ☐ Import to U.S. ☐ Export from U.S. Port of entry/exit:
Transporter signature (for exports only): Date leaving U.S.:

17. Transporter Acknowledgment of Receipt of Materials

Transporter 1 Printed/Typed Name: X STEPHEN M WINSHIP
Signature: [signature]
Month: 5 Day: 21 Year: 19

Transporter 2 Printed/Typed Name:
Signature:
Month: Day: Year:

18. Discrepancy

18a. Discrepancy Indication Space ☐ Quantity ☐ Type ☐ Residue ☐ Partial Rejection ☐ Full Rejection

Manifest Reference Number:

18b. Alternate Facility (or Generator)
U.S. EPA ID Number
Facility's Phone:

18c. Signature of Alternate Facility (or Generator)
Month Day Year

19. Hazardous Waste Report Management Method Codes (i.e., codes for hazardous waste treatment, disposal, and recycling systems)

1.	2.	3.	4.

20. Designated Facility Owner or Operator: Certification of receipt of hazardous materials covered by the manifest except as noted in Item 18a

Printed/Typed Name
Signature
Month Day Year

GENERATOR — INT'L — TRANSPORTER — DESIGNATED FACILITY

EPA Form 8700-22 (Rev. 12-17) Previous editions are obsolete.

GENERATOR'S INITIAL COPY

L1639

Please print or type.

Form Approved. OMB No. 2050-0039

UNIFORM HAZARDOUS WASTE MANIFEST

1. Generator ID Number: NYD001827633
2. Page 1 of: 1
3. Emergency Response Phone: 844-834-3982
4. Manifest Tracking Number: 013578788 FLE

GENERATOR

5. Generator's Name and Mailing Address:
Amphenol
40-60 Delaware St
Sidney, NY 13838
Generator's Phone: 607-563-5940

Generator's Site Address (if different than mailing address): Same

6. Transporter 1 Company Name: US Bulk Transport Inc.
U.S. EPA ID Number: PAD987347515

7. Transporter 2 Company Name:
U.S. EPA ID Number:

8. Designated Facility Name and Site Address:
Wayne Disposal Inc
49350 North I-94 Service Drive
Belleville, MI 48111
Facility's Phone: 734-697-2200
U.S. EPA ID Number: MID 048 090 633

9a. HM	9b. U.S. DOT Description (including Proper Shipping Name, Hazard Class, ID Number, and Packing Group (if any))	10. Containers No.	10. Containers Type	11. Total Quantity	12. Unit Wt./Vol.	13. Waste Codes		
X	1. RQ, UN3432 Polychlorinated Biphenyls, Solid (Soil) 9 PG,III	1	DT	20000	K	PCB1	B007	
	2.							
	3.							
	4.							

14. Special Handling Instructions and Additional Information
SES PO 19-E136
Approval #190043WDI-OTS
Storage Start Date 5/15/2019

15. GENERATOR'S/OFFEROR'S CERTIFICATION: I hereby declare that the contents of this consignment are fully and accurately described above by the proper shipping name, and are classified, packaged, marked and labeled/placarded, and are in all respects in proper condition for transport according to applicable international and national governmental regulations. If export shipment and I am the Primary Exporter, I certify that the contents of this consignment conform to the terms of the attached EPA Acknowledgment of Consent.
I certify that the waste minimization statement identified in 40 CFR 262.27(a) (if I am a large quantity generator) or (b) (if I am a small quantity generator) is true.

Generator's/Offeror's Printed/Typed Name: As Agent for Amphenol Aaron Gardner
Signature:
Month: 5 Day: 21 Year: 19

INT'L

16. International Shipments ☐ Import to U.S. ☐ Export from U.S. Port of entry/exit:
Transporter signature (for exports only): Date leaving U.S.:

TRANSPORTER

17. Transporter Acknowledgment of Receipt of Materials

Transporter 1 Printed/Typed Name: X STEPHEN MWINSHIP
Signature:
Month: 5 Day: 21 Year: 19

Transporter 2 Printed/Typed Name:
Signature:
Month: Day: Year:

DESIGNATED FACILITY

18. Discrepancy

18a. Discrepancy Indication Space ☐ Quantity ☐ Type ☐ Residue ☐ Partial Rejection ☐ Full Rejection

Manifest Reference Number:

18b. Alternate Facility (or Generator)
U.S. EPA ID Number:
Facility's Phone:

18c. Signature of Alternate Facility (or Generator)
Month: Day: Year:

19. Hazardous Waste Report Management Method Codes (i.e., codes for hazardous waste treatment, disposal, and recycling systems)

1.	2.	3.	4.
H132			

20. Designated Facility Owner or Operator: Certification of receipt of hazardous materials covered by the manifest except as noted in Item 18a

Printed/Typed Name: Chris Grisson
Signature:
Month: 5 Day: 22 Year: 19

EPA Form 8700-22 (Rev. 12-17) Previous editions are obsolete.

TRANSPORTER COPY

1-1639

Wayne Disposal, Inc.

49350 North I-94 Service Drive, Belleville, Michigan 48111

Receipt Preview

SESSLER ENVIRONMENTAL SERVICES, LLC
30 VANTAGE POINT DR., SUITE 4
ROCHESTER, NY 14624-1141

Receipt ID: 1308641
EQ Account #: 600964
Manifest / BOL: 013578788FLE
Transporter: US BULK
Date: 05/22/2019
Time In: 9:21 AM
Time Out:

Line	Description Generator	Qty. Unit
10	Wayne Disposal Host Community Agreement Royalty Fee	23.680 TONS
	Charge relates to: 013578788FLE - 1	
	NYD001827633 AMPHENOL CORPORATION	
	Gross: 80,820 Tare: 33,460 Net: 47,360	

NO SALVAGING ON PREMISES

Invoice: 506772 Receipt 03-00 1308641 Cod COD #2

11928134

US ecology CERTIFICATE OF DISPOSAL

FOR MANIFESTED PCB WASTE

This certificate is to verify the wastes identified as PCB Solids

and specified on Manifest # 013578788FLE, Line Item 1 has been landfilled on

5-22-19 in accordance with all local, state and federal regulations by:

Wayne Disposal, Inc

(EPA I.D. # MID048090633)

49350 N. I-94 Service Drive, Belleville, Michigan 48111
Telephone: 800-592-5489
Fax: 800-593-5329

Under civil and criminal penalties of law for the making or submission of false or fraudulent statements or representations (18 U.S.C. 1001 and 15 U.S.C. 2615), I certify that the information contained in or accompanying this document is true, accurate and complete. As to the identified section(s) of this document for which I cannot personally verify truth and accuracy, I certify as the company official having supervisory responsibility for the persons who are acting under my direct instructions made the verification that this information is true accurate and complete.

Authorized Signature: _____

Form #REC-FM-043-BEL *The electronic version of this document is the controlled version. Each user is responsible for ensuring that any document being used is the current version.* 6/12/17

Please print or type. Form Approved. OMB No. 2050-0039

UNIFORM HAZARDOUS WASTE MANIFEST

1. Generator ID Number: [illegible]
2. Page 1 of 1
3. Emergency Response Phone: [illegible]
4. Manifest Tracking Number: 013578794 FLE

5. Generator's Name and Mailing Address: [illegible]
Generator's Phone: [illegible]

Generator's Site Address (if different than mailing address): Same

6. Transporter 1 Company Name: US Bulk Transport Inc
U.S. EPA ID Number: [illegible]

7. Transporter 2 Company Name:
U.S. EPA ID Number:

8. Designated Facility Name and Site Address: [illegible]
Facility's Phone: [illegible]
U.S. EPA ID Number: [illegible]

9a. HM	9b. U.S. DOT Description (including Proper Shipping Name, Hazard Class, ID Number, and Packing Group (if any))	10. Containers No.	10. Containers Type	11. Total Quantity	12. Unit Wt./Vol.	13. Waste Codes
X	1. RQ, UN3432 Polychlorinated Biphenyls, Solid (Soil 9 PG.III)	1	DT	[illegible]	K	[illegible]
	2.					
	3.					
	4.					

14. Special Handling Instructions and Additional Information
SES PO 19 E136
Approval E190042WDI-OTS
Storage Start Date 5/15/2019

15. **GENERATOR'S/OFFEROR'S CERTIFICATION:** I hereby declare that the contents of this consignment are fully and accurately described above by the proper shipping name, and are classified, packaged, marked and labeled/placarded, and are in all respects in proper condition for transport according to applicable international and national governmental regulations. If export shipment and I am the Primary Exporter, I certify that the contents of this consignment conform to the terms of the attached EPA Acknowledgment of Consent.
I certify that the waste minimization statement identified in 40 CFR 262.27(a) (if I am a large quantity generator) or (b) (if I am a small quantity generator) is true.

Generator's/Offeror's Printed/Typed Name: [illegible]
Signature: [illegible]
Month: 5 Day: 21 Year: 19

16. International Shipments ☐ Import to U.S. ☐ Export from U.S. Port of entry/exit:
Transporter signature (for exports only): Date leaving U.S.:

17. Transporter Acknowledgment of Receipt of Materials

Transporter 1 Printed/Typed Name: Shannon Adams
Signature: [illegible]
Month: 5 Day: 21 Year: 19

Transporter 2 Printed/Typed Name:
Signature:
Month: Day: Year:

18. Discrepancy

18a. Discrepancy Indication Space ☐ Quantity ☐ Type ☐ Residue ☐ Partial Rejection ☐ Full Rejection

Manifest Reference Number:

18b. Alternate Facility (or Generator)
U.S. EPA ID Number:
Facility's Phone:

18c. Signature of Alternate Facility (or Generator)
Month: Day: Year:

19. Hazardous Waste Report Management Method Codes (i.e., codes for hazardous waste treatment, disposal, and recycling systems)

1.	2.	3.	4.

20. Designated Facility Owner or Operator: Certification of receipt of hazardous materials covered by the manifest except as noted in Item 18a

Printed/Typed Name:
Signature:
Month: Day: Year:

GENERATOR — INT'L — TRANSPORTER — DESIGNATED FACILITY

1-1643

Please print or type. Form Approved. OMB No. 2050-0039

UNIFORM HAZARDOUS WASTE MANIFEST

1. Generator ID Number: NYD001827533
2. Page 1 of 1
3. Emergency Response Phone: 844-834-3982
4. Manifest Tracking Number: 013578794 FLE

GENERATOR

5. Generator's Name and Mailing Address
Amphenol
40-60 Delaware St
Sidney, NY 13838
Generator's Phone: 607-563-5940

Generator's Site Address (if different than mailing address): Same

6. Transporter 1 Company Name: US Bulk Transport Inc.
U.S. EPA ID Number: PAD987347515

7. Transporter 2 Company Name:
U.S. EPA ID Number:

8. Designated Facility Name and Site Address
Wayne Disposal Inc
49350 North I-94 Service Drive
Belleville, MI 48111
Facility's Phone: 734-697-2200
U.S. EPA ID Number: MID 042 090 633

9a. HM	9b. U.S. DOT Description (including Proper Shipping Name, Hazard Class, ID Number, and Packing Group (if any))	10. Containers No.	10. Containers Type	11. Total Quantity	12. Unit Wt./Vol.	13. Waste Codes		
X	1. RQ, UN3432 Polychlorinated Biphenyls, Solid (Soil) 9 PG,III	1	DT	20,000	K	PCB1	B007	
	2.							
	3.							
	4.							

14. Special Handling Instructions and Additional Information
SES PO 19-E136
Approval #190043 WDI-OTS
Storage Start Date 5/15/2019

15. **GENERATOR'S/OFFEROR'S CERTIFICATION:** I hereby declare that the contents of this consignment are fully and accurately described above by the proper shipping name, and are classified, packaged, marked and labeled/placarded, and are in all respects in proper condition for transport according to applicable international and national governmental regulations. If export shipment and I am the Primary Exporter, I certify that the contents of this consignment conform to the terms of the attached EPA Acknowledgment of Consent.
I certify that the waste minimization statement identified in 40 CFR 262.27(a) (if I am a large quantity generator) or (b) (if I am a small quantity generator) is true.

Generator's/Offeror's Printed/Typed Name: As Agent for Amphenol Aerospace Luke Kayes
Signature:
Month 5 Day 21 Year 19

INT'L

16. International Shipments ☐ Import to U.S. ☐ Export from U.S. Port of entry/exit:
Transporter signature (for exports only): Date leaving U.S.:

TRANSPORTER

17. Transporter Acknowledgment of Receipt of Materials

Transporter 1 Printed/Typed Name: X Shannon Adams
Signature:
Month 5 Day 21 Year 19

Transporter 2 Printed/Typed Name:
Signature:
Month Day Year

DESIGNATED FACILITY

18. Discrepancy

18a. Discrepancy Indication Space ☐ Quantity ☐ Type ☐ Residue ☐ Partial Rejection ☐ Full Rejection

Manifest Reference Number:

18b. Alternate Facility (or Generator)
U.S. EPA ID Number
Facility's Phone:

18c. Signature of Alternate Facility (or Generator)
Month Day Year

19. Hazardous Waste Report Management Method Codes (i.e., codes for hazardous waste treatment, disposal, and recycling systems)

1.	2.	3.	4.
H132			

20. Designated Facility Owner or Operator: Certification of receipt of hazardous materials covered by the manifest except as noted in Item 18a

Printed/Typed Name: Antonio Cabson
Signature:
Month 5 Day 22 Year 19

EPA Form 8700-22 (Rev. 12-17) Previous editions are obsolete.

TRANSPORTER COPY

Wayne Disposal, Inc.

49350 North I-94 Service Drive, Belleville, Michigan 48111

1-1643

Receipt Preview

SESSLER ENVIRONMENTAL SERVICES, LLC
30 VANTAGE POINT DR., SUITE 4
ROCHESTER, NY 14624-1141

Receipt ID: 1308644
EQ Account #: 600964
Manifest / BOL: 013578794FLE
Transporter: US BULK
Date: 05/22/2019
Time In: 9:49 AM
Time Out:

Line	Description Generator	Qty. Unit
10	Wayne Disposal Host Community Agreement Royalty Fee	24.190 TONS
	Charge relates to: 013578794FLE - 1	
	NYD001827633 AMPHENOL CORPORATION	
	Gross: 80,700 **Tare:** 32,320 **Net:** 48,380	

NO SALVAGING ON PREMISES

Invoice: 506772 Receipt 03-00 1308644 Cod COD #2

11928245

Page 8 of 25

US ecology CERTIFICATE OF DISPOSAL

FOR MANIFESTED PCB WASTE

This certificate is to verify the wastes identified as PCB Solids

and specified on Manifest # 013578794FLE, Line Item 1 has been landfilled on

5-22, 19 in accordance with all local, state and federal regulations by:

Wayne Disposal, Inc

(EPA I.D. # MID048090633)

49350 N. I-94 Service Drive, Belleville, Michigan 48111
Telephone: 800-592-5489
Fax: 800-593-5329

Under civil and criminal penalties of law for the making or submission of false or fraudulent statements or representations (18 U.S.C. 1001 and 15 U.S.C. 2615), I certify that the information contained in or accompanying this document is true, accurate and complete. As to the identified section(s) of this document for which I cannot personally verify truth and accuracy, I certify as the company official having supervisory responsibility for the persons who are acting under my direct instructions made the verification that this information is true accurate and complete.

Authorized Signature: _____

Please print or type.

Form Approved. OMB No. 2050-0039

UNIFORM HAZARDOUS WASTE MANIFEST

1. Generator ID Number	2. Page 1 of	3. Emergency Response Phone	4. Manifest Tracking Number
[illegible]	1	[illegible]	013578797 FLE

5. Generator's Name and Mailing Address
[illegible]
[illegible]
[illegible]
Generator's Phone: [illegible]

Generator's Site Address (if different than mailing address)
Same

6. Transporter 1 Company Name
[illegible]

U.S. EPA ID Number
[illegible]

7. Transporter 2 Company Name

U.S. EPA ID Number

8. Designated Facility Name and Site Address
[illegible]
[illegible]
[illegible]
Facility's Phone: [illegible]

U.S. EPA ID Number
[illegible]

9a. HM	9b. U.S. DOT Description (including Proper Shipping Name, Hazard Class, ID Number, and Packing Group (if any))	10. Containers No.	10. Containers Type	11. Total Quantity	12. Unit Wt./Vol.	13. Waste Codes
X	1. [illegible]	[illegible]	[illegible]	[illegible]	[illegible]	[illegible]
	2.					
	3.					
	4.					

14. Special Handling Instructions and Additional Information
SES PO 19-E136
Approval [illegible]
Storage Start Date [illegible]

15. **GENERATOR'S/OFFEROR'S CERTIFICATION:** I hereby declare that the contents of this consignment are fully and accurately described above by the proper shipping name, and are classified, packaged, marked and labeled/placarded, and are in all respects in proper condition for transport according to applicable international and national governmental regulations. If export shipment and I am the Primary Exporter, I certify that the contents of this consignment conform to the terms of the attached EPA Acknowledgment of Consent.
I certify that the waste minimization statement identified in 40 CFR 262.27(a) (if I am a large quantity generator) or (b) (if I am a small quantity generator) is true.

Generator's/Offeror's Printed/Typed Name: [illegible] Signature: [illegible] Month: 5 Day: [illegible] Year: [illegible]

16. International Shipments ☐ Import to U.S. ☐ Export from U.S. Port of entry/exit:
Transporter signature (for exports only): Date leaving U.S.:

17. Transporter Acknowledgment of Receipt of Materials

Transporter 1 Printed/Typed Name: X [illegible] Signature: [illegible] Month: 5 Day: [illegible] Year: [illegible]

Transporter 2 Printed/Typed Name: Signature: Month: Day: Year:

18. Discrepancy

18a. Discrepancy Indication Space ☐ Quantity ☐ Type ☐ Residue ☐ Partial Rejection ☐ Full Rejection

Manifest Reference Number:

18b. Alternate Facility (or Generator) U.S. EPA ID Number

Facility's Phone:

18c. Signature of Alternate Facility (or Generator) Month Day Year

19. Hazardous Waste Report Management Method Codes (i.e., codes for hazardous waste treatment, disposal, and recycling systems)

1.	2.	3.	4.

20. Designated Facility Owner or Operator: Certification of receipt of hazardous materials covered by the manifest except as noted in Item 18a

Printed/Typed Name Signature Month Day Year

GENERATOR — INT'L — TRANSPORTER — DESIGNATED FACILITY

EPA Form 8700-22 (Rev. 12-17) Previous editions are obsolete.

GENERATOR'S INITIAL COPY

K123

Please print or type. Form Approved. OMB No. 2050-0039

UNIFORM HAZARDOUS WASTE MANIFEST

1. Generator ID Number	2. Page 1 of	3. Emergency Response Phone	4. Manifest Tracking Number
NYD001827633	1	844-834-3982	013578797 FLE

GENERATOR

5. Generator's Name and Mailing Address
Amphenol
40-80 Delaware St
Sidney, NY 13838
Generator's Phone: 607-563-5940

Generator's Site Address (if different than mailing address)
Same

6. Transporter 1 Company Name: US Bulk Transport Inc.
U.S. EPA ID Number: PAD987347515

7. Transporter 2 Company Name
U.S. EPA ID Number

8. Designated Facility Name and Site Address
Wayne Disposal Inc
49350 North I-94 Service Drive
Belleveille, MI 48111
Facility's Phone: 734-697-2200
U.S. EPA ID Number: MID 048 090 633

9a. HM	9b. U.S. DOT Description (including Proper Shipping Name, Hazard Class, ID Number, and Packing Group (if any))	10. Containers No.	10. Containers Type	11. Total Quantity	12. Unit Wt./Vol.	13. Waste Codes		
X	1. RQ, UN3432 Polychlorinated Biphenyls, Solid (Soil) 9 PG,III	1	DT	EST 20,000	K	PCB1	B007	
	2.							
	3.							
	4.							

14. Special Handling Instructions and Additional Information
SES PO 19-E136
Approval E190043WDI-OTS
Storage Start Date 5/15/2019

15. GENERATOR'S/OFFEROR'S CERTIFICATION: I hereby declare that the contents of this consignment are fully and accurately described above by the proper shipping name, and are classified, packaged, marked and labeled/placarded, and are in all respects in proper condition for transport according to applicable international and national governmental regulations. If export shipment and I am the Primary Exporter, I certify that the contents of this consignment conform to the terms of the attached EPA Acknowledgment of Consent.
I certify that the waste minimization statement identified in 40 CFR 262.27(a) (if I am a large quantity generator) or (b) (if I am a small quantity generator) is true.

Generator's/Offeror's Printed/Typed Name: As Agent for Amphenol Aaron Gardner
Signature:
Month 5 Day 22 Year 19

INT'L

16. International Shipments ☐ Import to U.S. ☐ Export from U.S. Port of entry/exit:
Transporter signature (for exports only): Date leaving U.S.:

TRANSPORTER

17. Transporter Acknowledgment of Receipt of Materials

Transporter 1 Printed/Typed Name: X Mark Stone
Signature:
Month 5 Day 23 Year 19

Transporter 2 Printed/Typed Name
Signature
Month Day Year

DESIGNATED FACILITY

18. Discrepancy

18a. Discrepancy Indication Space ☐ Quantity ☐ Type ☐ Residue ☐ Partial Rejection ☐ Full Rejection

Manifest Reference Number:

18b. Alternate Facility (or Generator)
U.S. EPA ID Number
Facility's Phone:

18c. Signature of Alternate Facility (or Generator)
Month Day Year

19. Hazardous Waste Report Management Method Codes (i.e., codes for hazardous waste treatment, disposal, and recycling systems)

1.	2.	3.	4.
H132			

20. Designated Facility Owner or Operator: Certification of receipt of hazardous materials covered by the manifest except as noted in Item 18a

Printed/Typed Name: Antonio Cabral
Signature:
Month 5 Day 23 Year 19

EPA Form 8700-22 (Rev. 12-17) Previous editions are obsolete. **TRANSPORTER COPY**

Wayne Disposal, Inc.

49350 North I-94 Service Drive, Belleville, Michigan 48111

Receipt Preview

SESSLER ENVIRONMENTAL SERVICES, LLC
30 VANTAGE POINT DR., SUITE 4
ROCHESTER, NY 14624-1141

Receipt ID: 1308723
EQ Account #: 600964
Manifest / BOL: 013578797FLE
Transporter: US BULK
Date: 05/23/2019
Time In: 12:18 PM
Time Out:

Line	Description Generator	Qty. Unit
10	Wayne Disposal Host Community Agreement Royalty Fee Charge relates to: 013578797FLE - 1 NYD001827633 AMPHENOL CORPORATION **Gross:** 79,400 **Tare:** 33,460 **Net:** 45,940	22.970 TONS

NO SALVAGING ON PREMISES

Please print or type. Form Approved. OMB No. 2050-0039

UNIFORM HAZARDOUS WASTE MANIFEST

1. Generator ID Number: [illegible]
2. Page 1 of 1
3. Emergency Response Phone: [illegible]
4. Manifest Tracking Number: 013578798 FLE

GENERATOR

5. Generator's Name and Mailing Address: [illegible]
Generator's Site Address (if different than mailing address): [illegible]
Generator's Phone: [illegible]

6. Transporter 1 Company Name: US Ecology [illegible] Inc.
U.S. EPA ID Number: [illegible]

7. Transporter 2 Company Name:
U.S. EPA ID Number:

8. Designated Facility Name and Site Address: [illegible]
U.S. EPA ID Number: [illegible]
Facility's Phone: [illegible]

9a. HM	9b. U.S. DOT Description (including Proper Shipping Name, Hazard Class, ID Number, and Packing Group (if any))	10. Containers No.	10. Containers Type	11. Total Quantity	12. Unit Wt./Vol.	13. Waste Codes		
X	1. NA, UN3432 Pcb Contaminated Equipment, Solid, Poison B, PG III	[illegible]	DT	[illegible]	[illegible]	[illegible]	[illegible]	
	2.							
	3.							
	4.							

14. Special Handling Instructions and Additional Information
SES 2019 [illegible]
Approval [illegible]
Storage Start Date 5/13/2019

15. **GENERATOR'S/OFFEROR'S CERTIFICATION:** I hereby declare that the contents of this consignment are fully and accurately described above by the proper shipping name, and are classified, packaged, marked and labeled/placarded, and are in all respects in proper condition for transport according to applicable international and national governmental regulations. If export shipment and I am the Primary Exporter, I certify that the contents of this consignment conform to the terms of the attached EPA Acknowledgment of Consent.
I certify that the waste minimization statement identified in 40 CFR 262.27(a) (if I am a large quantity generator) or (b) (if I am a small quantity generator) is true.

Generator's/Offeror's Printed/Typed Name: [illegible] Signature: [illegible] Month: 5 Day: [illegible] Year: [illegible]

INT'L

16. International Shipments ☐ Import to U.S. ☐ Export from U.S. Port of entry/exit:
Transporter signature (for exports only): Date leaving U.S.:

TRANSPORTER

17. Transporter Acknowledgment of Receipt of Materials
Transporter 1 Printed/Typed Name: X FRANK ZALLO Signature: Frank Zallo Month: 5 Day: 21 Year: 19
Transporter 2 Printed/Typed Name: Signature: Month: Day: Year:

DESIGNATED FACILITY

18. Discrepancy
18a. Discrepancy Indication Space ☐ Quantity ☐ Type ☐ Residue ☐ Partial Rejection ☐ Full Rejection
Manifest Reference Number:
18b. Alternate Facility (or Generator) U.S. EPA ID Number
Facility's Phone:
18c. Signature of Alternate Facility (or Generator) Month: Day: Year:

19. Hazardous Waste Report Management Method Codes (i.e., codes for hazardous waste treatment, disposal, and recycling systems)
1. 2. 3. 4.

20. Designated Facility Owner or Operator: Certification of receipt of hazardous materials covered by the manifest except as noted in Item 18a
Printed/Typed Name Signature Month Day Year

[redacted]276 85080 L-1663

Please print or type. Form Approved. OMB No. 2050-0039

UNIFORM HAZARDOUS WASTE MANIFEST

1. Generator ID Number: NYD001827633
2. Page 1 of 1
3. Emergency Response Phone: 844-834-3922
4. Manifest Tracking Number: 013578798 FLE

GENERATOR

5. Generator's Name and Mailing Address: Amphenol, 40-60 Delaware St, Sidney, NY 13838, 607-563-5940
Generator's Site Address (if different than mailing address): Same
Generator's Phone:

6. Transporter 1 Company Name: US Bulk Transport Inc.
U.S. EPA ID Number: PAD987347515

7. Transporter 2 Company Name:
U.S. EPA ID Number:

8. Designated Facility Name and Site Address: Wayne Disposal Inc, 49350 North I-94 Service Drive, Belleville, MI 48111
U.S. EPA ID Number: MID 048 090 633
Facility's Phone: 734-697-2200

9a. HM	9b. U.S. DOT Description (including Proper Shipping Name, Hazard Class, ID Number, and Packing Group (if any))	10. Containers No.	10. Containers Type	11. Total Quantity	12. Unit Wt./Vol.	13. Waste Codes
X	1. RQ, UN3432 Polychlorinated Biphenyls, Solid (Soil) 9 PG III	1 CY	DT	Est 8000	K	PCB1 B007
	2.					
	3.					
	4.					

14. Special Handling Instructions and Additional Information
SES PO 19-E136
Approval EI900413WDL-CTS
Storage Start Date 5/15/2019

15. **GENERATOR'S/OFFEROR'S CERTIFICATION:** I hereby declare that the contents of this consignment are fully and accurately described above by the proper shipping name, and are classified, packaged, marked and labeled/placarded, and are in all respects in proper condition for transport according to applicable international and national governmental regulations. If export shipment and I am the Primary Exporter, I certify that the contents of this consignment conform to the terms of the attached EPA Acknowledgment of Consent.
I certify that the waste minimization statement identified in 40 CFR 262.27(a) (if I am a large quantity generator) or (b) (if I am a small quantity generator) is true.

Generator's/Offeror's Printed/Typed Name: As Agent for Amphenol Aaron Gardner
Signature: [signature]
Month 5 Day 21 Year 19

INT'L

16. International Shipments ☐ Import to U.S. ☐ Export from U.S. Port of entry/exit:
Transporter signature (for exports only): Date leaving U.S.:

TRANSPORTER

17. Transporter Acknowledgment of Receipt of Materials
Transporter 1 Printed/Typed Name: X FRANK ZALLO
Signature: [signature]
Month 5 Day 21 Year 19
Transporter 2 Printed/Typed Name:
Signature:
Month Day Year

DESIGNATED FACILITY

18. Discrepancy
18a. Discrepancy Indication Space ☐ Quantity ☐ Type ☐ Residue ☐ Partial Rejection ☐ Full Rejection
Manifest Reference Number:
18b. Alternate Facility (or Generator)
U.S. EPA ID Number
Facility's Phone:
18c. Signature of Alternate Facility (or Generator)
Month Day Year

19. Hazardous Waste Report Management Method Codes (i.e., codes for hazardous waste treatment, disposal, and recycling systems)
1. H132 2. 3. 4.

20. Designated Facility Owner or Operator: Certification of receipt of hazardous materials covered by the manifest except as noted in Item 18a
Printed/Typed Name: Matt Schuck
Signature: [signature]
Month 5 Day 23 Year 19

EPA Form 8700-22 (Rev. 12-17) Previous editions are obsolete. **TRANSPORTER COPY**

H663

Wayne Disposal, Inc.

49350 North I-94 Service Drive, Belleville, Michigan 48111

Receipt Preview

SESSLER ENVIRONMENTAL SERVICES, LLC
30 VANTAGE POINT DR., SUITE 4
ROCHESTER, NY 14624-1141

Receipt ID: 1308690
EQ Account #: 600964
Manifest / BOL: 013578798FLE
Transporter: PAGE
Date: 05/23/2019
Time In: 8:14 AM
Time Out: 8:54 AM

Line	Description Generator	Qty. Unit
10	Wayne Disposal Host Community Agreement Royalty Fee	25.810 TONS
	Charge relates to: 013578798FLE - 1	
	NYD001827633 AMPHENOL CORPORATION	
	Gross: 85,080 **Tare:** 33,460 **Net:** 51,620	

Please print or type. Form Approved. OMB No. 2050-0039

UNIFORM HAZARDOUS WASTE MANIFEST

1. Generator ID Number: [illegible]
2. Page 1 of 1
3. Emergency Response Phone: [illegible]
4. Manifest Tracking Number: 013578799 FLE

GENERATOR

5. Generator's Name and Mailing Address: [illegible]
Generator's Site Address (if different than mailing address): Same
Generator's Phone: [illegible]

6. Transporter 1 Company Name: US Bulk Transport Inc.
U.S. EPA ID Number: [illegible]

7. Transporter 2 Company Name:
U.S. EPA ID Number:

8. Designated Facility Name and Site Address: [illegible]
U.S. EPA ID Number: [illegible]
Facility's Phone: [illegible]

9a. HM	9b. U.S. DOT Description (including Proper Shipping Name, Hazard Class, ID Number, and Packing Group (if any))	10. Containers No.	10. Containers Type	11. Total Quantity	12. Unit Wt./Vol.	13. Waste Codes		
X	1. RQ, UN3432, Polychlorinated Biphenyls, Solid, [illegible]	1	DT	[illegible]	L	[illegible]	[illegible]	
	2.							
	3.							
	4.							

14. Special Handling Instructions and Additional Information
SEs PO 19-2136
Approval #1900-LWDI-015
Storage Start Date [illegible]-2019

15. **GENERATOR'S/OFFEROR'S CERTIFICATION:** I hereby declare that the contents of this consignment are fully and accurately described above by the proper shipping name, and are classified, packaged, marked and labeled/placarded, and are in all respects in proper condition for transport according to applicable international and national governmental regulations. If export shipment and I am the Primary Exporter, I certify that the contents of this consignment conform to the terms of the attached EPA Acknowledgment of Consent.
I certify that the waste minimization statement identified in 40 CFR 262.27(a) (if I am a large quantity generator) or (b) (if I am a small quantity generator) is true.

Generator's/Offeror's Printed/Typed Name: [illegible] | Signature: | Month | Day | Year

INT'L

16. International Shipments ☐ Import to U.S. ☐ Export from U.S. Port of entry/exit:
Transporter signature (for exports only): Date leaving U.S.:

TRANSPORTER

17. Transporter Acknowledgment of Receipt of Materials
Transporter 1 Printed/Typed Name: [illegible] | Signature: [illegible] | Month | Day | Year
Transporter 2 Printed/Typed Name: | Signature: | Month | Day | Year

DESIGNATED FACILITY

18. Discrepancy
18a. Discrepancy Indication Space ☐ Quantity ☐ Type ☐ Residue ☐ Partial Rejection ☐ Full Rejection
Manifest Reference Number:
18b. Alternate Facility (or Generator) U.S. EPA ID Number
Facility's Phone:
18c. Signature of Alternate Facility (or Generator) | Month | Day | Year

19. Hazardous Waste Report Management Method Codes (i.e., codes for hazardous waste treatment, disposal, and recycling systems)
1. 2. 3. 4.

20. Designated Facility Owner or Operator: Certification of receipt of hazardous materials covered by the manifest except as noted in Item 18a
Printed/Typed Name | Signature | Month | Day | Year

#184 8018 (1662)

Please print or type. Form Approved. OMB No. 2050-0039

UNIFORM HAZARDOUS WASTE MANIFEST	1. Generator ID Number NYD001837633	2. Page 1 of 1	3. Emergency Response Phone 844-834-3982	4. Manifest Tracking Number 013578799 FLE

GENERATOR

5. Generator's Name and Mailing Address
Amphenol
40-60 Delaware St
Sidney, NY 13838
Generator's Phone: 607-563-5940

Generator's Site Address (if different than mailing address): Same

6. Transporter 1 Company Name: US Bulk Transport Inc. — U.S. EPA ID Number: PAD987347515

7. Transporter 2 Company Name — U.S. EPA ID Number:

8. Designated Facility Name and Site Address
Wayne Disposal Inc
49350 North I-94 Service Drive
Belleville, MI 48111
Facility's Phone: 734-697-2200 — U.S. EPA ID Number: MID 048 090 633

9a. HM	9b. U.S. DOT Description (including Proper Shipping Name, Hazard Class, ID Number, and Packing Group (if any))	10. Containers No.	10. Containers Type	11. Total Quantity	12. Unit Wt./Vol.	13. Waste Codes		
X	1. RQ, UN3432 Polychlorinated Biphenyls, Solid (Soil), 9 PG III	1	DT	APPX 22	K	PCB1	8007	
	2.							
	3.							
	4.							

14. Special Handling Instructions and Additional Information
SES-PO 19-E136
Approval #190043WDI-OTS
Storage Start Date 5/15/2019

15. GENERATOR'S/OFFEROR'S CERTIFICATION: I hereby declare that the contents of this consignment are fully and accurately described above by the proper shipping name, and are classified, packaged, marked and labeled/placarded, and are in all respects in proper condition for transport according to applicable international and national governmental regulations. If export shipment and I am the Primary Exporter, I certify that the contents of this consignment conform to the terms of the attached EPA Acknowledgment of Consent.
I certify that the waste minimization statement identified in 40 CFR 262.27(a) (if I am a large quantity generator) or (b) (if I am a small quantity generator) is true.

Generator's/Offeror's Printed/Typed Name: [illegible] — Signature: [illegible] — Month 5 Day 23 Year 19

INT'L

16. International Shipments ☐ Import to U.S. ☐ Export from U.S. Port of entry/exit:
Transporter signature (for exports only): Date leaving U.S.:

TRANSPORTER

17. Transporter Acknowledgment of Receipt of Materials

Transporter 1 Printed/Typed Name: K K WAGNER — Signature: K K Wagner — Month 05 Day 23 Year 19

Transporter 2 Printed/Typed Name — Signature — Month Day Year

DESIGNATED FACILITY

18. Discrepancy

18a. Discrepancy Indication Space ☐ Quantity ☐ Type ☐ Residue ☐ Partial Rejection ☐ Full Rejection

Manifest Reference Number:

18b. Alternate Facility (or Generator) — U.S. EPA ID Number
Facility's Phone:

18c. Signature of Alternate Facility (or Generator) — Month Day Year

19. Hazardous Waste Report Management Method Codes (i.e., codes for hazardous waste treatment, disposal, and recycling systems)

1. H132	2.	3.	4.

20. Designated Facility Owner or Operator: Certification of receipt of hazardous materials covered by the manifest except as noted in Item 18a

Printed/Typed Name: Antonio Cabrera — Signature: [illegible] — Month 5 Day 23 Year 19

EPA Form 8700-22 (Rev. 12-17) Previous editions are obsolete. **TRANSPORTER COPY**

Wayne Disposal, Inc.

49350 North I-94 Service Drive, Belleville, Michigan 48111

1-1662

Receipt Preview

SESSLER ENVIRONMENTAL SERVICES, LLC
30 VANTAGE POINT DR., SUITE 4
ROCHESTER, NY 14624-1141

Receipt ID: 1308696
EQ Account #: 600964
Manifest / BOL: 013578799FLE
Transporter: US BULK
Date: 05/23/2019
Time In: 8:43 AM
Time Out:

Line	Description Generator	Qty. Unit
10	Wayne Disposal Host Community Agreement Royalty Fee	24.170 TONS
	Charge relates to: 013578799FLE - 1	
	NYD001827633 AMPHENOL CORPORATION	
	Gross: 80,180 **Tare:** 31,840 **Net:** 48,340	

NO SALVAGING ON PREMISES

Please print or type.

Form Approved. OMB No. 2050-0039

UNIFORM HAZARDOUS WASTE MANIFEST

1. Generator ID Number: [illegible]
2. Page 1 of [illegible]
3. Emergency Response Phone: [illegible]
4. Manifest Tracking Number: **013578800 FLE**

5. Generator's Name and Mailing Address
[illegible]
[illegible] Delaware St
Sidney, NY 13838
Generator's Phone: 607-[illegible]

Generator's Site Address (if different than mailing address): Same

6. Transporter 1 Company Name: [illegible] Transport, Inc.
U.S. EPA ID Number: [illegible]

7. Transporter 2 Company Name:
U.S. EPA ID Number:

8. Designated Facility Name and Site Address
[illegible]
[illegible] North I-94 Service Drive
Belleville, [illegible]
Facility's Phone: 734-[illegible]

U.S. EPA ID Number: [illegible]

9a. HM	9b. U.S. DOT Description (including Proper Shipping Name, Hazard Class, ID Number, and Packing Group (if any))	10. Containers No.	10. Containers Type	11. Total Quantity	12. Unit Wt./Vol.	13. Waste Codes
M	1. RQ, UN3432 Polychlorinated Biphenyls, Solid (Soil) 9 PG III	1	DT	[illegible]	K	[illegible]
	2.					
	3.					
	4.					

14. Special Handling Instructions and Additional Information
SES PO 19-E136
Approval #[illegible]
Storage Start Date [illegible]

15. **GENERATOR'S/OFFEROR'S CERTIFICATION:** I hereby declare that the contents of this consignment are fully and accurately described above by the proper shipping name, and are classified, packaged, marked and labeled/placarded, and are in all respects in proper condition for transport according to applicable international and national governmental regulations. If export shipment and I am the Primary Exporter, I certify that the contents of this consignment conform to the terms of the attached EPA Acknowledgment of Consent.
I certify that the waste minimization statement identified in 40 CFR 262.27(a) (if I am a large quantity generator) or (b) (if I am a small quantity generator) is true.

Generator's/Offeror's Printed/Typed Name: [illegible] | Signature: [illegible] | Month: [illegible] | Day: [illegible] | Year: [illegible]

16. International Shipments ☐ Import to U.S. ☐ Export from U.S. Port of entry/exit:
Transporter signature (for exports only): Date leaving U.S.:

17. Transporter Acknowledgment of Receipt of Materials

Transporter 1 Printed/Typed Name: [illegible] | Signature: [illegible] | Month: 5 | Day: [illegible] | Year: 19

Transporter 2 Printed/Typed Name: | Signature: | Month: | Day: | Year:

18. Discrepancy

18a. Discrepancy Indication Space ☐ Quantity ☐ Type ☐ Residue ☐ Partial Rejection ☐ Full Rejection

Manifest Reference Number:

18b. Alternate Facility (or Generator) | U.S. EPA ID Number
Facility's Phone:

18c. Signature of Alternate Facility (or Generator) | Month | Day | Year

19. Hazardous Waste Report Management Method Codes (i.e., codes for hazardous waste treatment, disposal, and recycling systems)

1.	2.	3.	4.

20. Designated Facility Owner or Operator: Certification of receipt of hazardous materials covered by the manifest except as noted in Item 18a

Printed/Typed Name | Signature | Month | Day | Year

GENERATOR — INT'L — TRANSPORTER — DESIGNATED FACILITY

EPA Form 8700-22 (Rev. 12-17) Previous editions are obsolete.

GENERATOR'S INITIAL COPY

1253 79760 1-1668

Please print or type.

Form Approved. OMB No. 2050-0039

UNIFORM HAZARDOUS WASTE MANIFEST

1. Generator ID Number: NYD001827633
2. Page 1 of 1
3. Emergency Response Phone: 844-834-3982
4. Manifest Tracking Number: 013578800 FLE

5. Generator's Name and Mailing Address: Amphenol, 40-60 Delaware St, Sidney, NY 13838
Generator's Phone: 607-563-5940
Generator's Site Address (if different than mailing address): Same

6. Transporter 1 Company Name: US Bulk Transport Inc.
U.S. EPA ID Number: PAD987347515

7. Transporter 2 Company Name:
U.S. EPA ID Number:

8. Designated Facility Name and Site Address: Wayne Disposal Inc, 49350 North I-94 Service Drive, Belleville, MI 48111
Facility's Phone: 734-697-2200
U.S. EPA ID Number: MID 048 090 633

9a. HM	9b. U.S. DOT Description (including Proper Shipping Name, Hazard Class, ID Number, and Packing Group (if any))	10. Containers No.	Type	11. Total Quantity	12. Unit Wt./Vol.	13. Waste Codes
X	1. RQ, UN3432 Polychlorinated Biphenyls, Solid (Soil) 9 PG,III	1	DT	Est 20,000	K	PCB1 B007
	2.					
	3.					
	4.					

14. Special Handling Instructions and Additional Information
SES PO 19-E136
Approval E190043WDI-OTS
Storage Start Date 5/15/2019

15. GENERATOR'S/OFFEROR'S CERTIFICATION: I hereby declare that the contents of this consignment are fully and accurately described above by the proper shipping name, and are classified, packaged, marked and labeled/placarded, and are in all respects in proper condition for transport according to applicable international and national governmental regulations. If export shipment and I am the Primary Exporter, I certify that the contents of this consignment conform to the terms of the attached EPA Acknowledgment of Consent.
I certify that the waste minimization statement identified in 40 CFR 262.27(a) (if I am a large quantity generator) or (b) (if I am a small quantity generator) is true.

Generator's/Offeror's Printed/Typed Name: [illegible] Signature: [illegible] Month 5 Day 23 Year 19

16. International Shipments ☐ Import to U.S. ☐ Export from U.S. Port of entry/exit:
Transporter signature (for exports only): Date leaving U.S.:

17. Transporter Acknowledgment of Receipt of Materials
Transporter 1 Printed/Typed Name: DONALD E HARDY Signature: [signature] Month 5 Day 22 Year 19
Transporter 2 Printed/Typed Name: Signature: Month Day Year

18. Discrepancy
18a. Discrepancy Indication Space ☐ Quantity ☐ Type ☐ Residue ☐ Partial Rejection ☐ Full Rejection
Ok to add code & letter per Eric Hoban w/ Seisler Env Manifest Reference Number:
18b. Alternate Facility (or Generator) U.S. EPA ID Number
Facility's Phone:
18c. Signature of Alternate Facility (or Generator) Month Day Year

19. Hazardous Waste Report Management Method Codes (i.e., codes for hazardous waste treatment, disposal, and recycling systems)
1. H132 2. 3. 4.

20. Designated Facility Owner or Operator: Certification of receipt of hazardous materials covered by the manifest except as noted in Item 18a
Printed/Typed Name: Antonio Gibson Signature: [signature] Month 5 Day 23 Year 19

GENERATOR / INT'L / TRANSPORTER / DESIGNATED FACILITY

EPA Form 8700-22 (Rev. 12-17) Previous editions are obsolete.

TRANSPORTER COPY

Wayne Disposal, Inc.

49350 North I-94 Service Drive, Belleville, Michigan 48111

1-1668

Receipt Preview

SESSLER ENVIRONMENTAL SERVICES, LLC
30 VANTAGE POINT DR., SUITE 4
ROCHESTER, NY 14624-1141

Receipt ID: 1308694
EQ Account #: 600964
Manifest / BOL: 013578800FLE
Transporter: US BULK
Date: 05/23/2019
Time In: 8:36 AM
Time Out:

Line	Description Generator	Qty. Unit
10	Wayne Disposal Host Community Agreement Royalty Fee Charge relates to: 013578800FLE - 1 NYD001827633 AMPHENOL CORPORATION **Gross:** 79,760 **Tare:** 32,940 **Net:** 46,820	23.410 TONS

NO SALVAGING ON PREMISES

Please print or type.

Form Approved. OMB No. 2050-0039

UNIFORM HAZARDOUS WASTE MANIFEST

1. Generator ID Number: [illegible]
2. Page 1 of 1
3. Emergency Response Phone: [illegible]
4. Manifest Tracking Number: 013578806 FLE

5. Generator's Name and Mailing Address: [illegible] Lawrence St, Quincy, NY 13[illegible]
Generator's Phone: [illegible]

Generator's Site Address (if different than mailing address): Same

6. Transporter 1 Company Name: US Bulk Transport Inc
U.S. EPA ID Number: [illegible]

7. Transporter 2 Company Name:
U.S. EPA ID Number:

8. Designated Facility Name and Site Address: [illegible] Inc, [illegible] North I-94 Service Drive, Belleville, MI [illegible]
Facility's Phone: 734-697-2[illegible]
U.S. EPA ID Number: MID [illegible]

9a. HM	9b. U.S. DOT Description (including Proper Shipping Name, Hazard Class, ID Number, and Packing Group (if any))	10. Containers No.	10. Containers Type	11. Total Quantity	12. Unit Wt./Vol.	13. Waste Codes
X	1. [illegible] Polychlorinated Biphenyls Solid (Soil) [illegible]	1	DT	[illegible] 20,000	X	[illegible]
	2.					
	3.					
	4.					

14. Special Handling Instructions and Additional Information
SES PO 19-E136
Approval #190043WDI-OTS
Storage Start Date 5/15/2019

15. **GENERATOR'S/OFFEROR'S CERTIFICATION:** I hereby declare that the contents of this consignment are fully and accurately described above by the proper shipping name, and are classified, packaged, marked and labeled/placarded, and are in all respects in proper condition for transport according to applicable international and national governmental regulations. If export shipment and I am the Primary Exporter, I certify that the contents of this consignment conform to the terms of the attached EPA Acknowledgment of Consent.
I certify that the waste minimization statement identified in 40 CFR 262.27(a) (if I am a large quantity generator) or (b) (if I am a small quantity generator) is true.

Generator's/Offeror's Printed/Typed Name: [illegible] | Signature: [illegible] | Month | Day | Year

16. International Shipments ☐ Import to U.S. ☐ Export from U.S. Port of entry/exit:
Transporter signature (for exports only): Date leaving U.S.:

17. Transporter Acknowledgment of Receipt of Materials

Transporter 1 Printed/Typed Name: [illegible] | Signature: [illegible] | Month: 05 | Day: 23 | Year: 19

Transporter 2 Printed/Typed Name: | Signature: | Month | Day | Year

18. Discrepancy

18a. Discrepancy Indication Space ☐ Quantity ☐ Type ☐ Residue ☐ Partial Rejection ☐ Full Rejection

Manifest Reference Number:

18b. Alternate Facility (or Generator) | U.S. EPA ID Number
Facility's Phone:

18c. Signature of Alternate Facility (or Generator) | Month | Day | Year

19. Hazardous Waste Report Management Method Codes (i.e., codes for hazardous waste treatment, disposal, and recycling systems)

1.	2.	3.	4.

20. Designated Facility Owner or Operator: Certification of receipt of hazardous materials covered by the manifest except as noted in Item 18a

Printed/Typed Name | Signature | Month | Day | Year

GENERATOR — INT'L — TRANSPORTER — DESIGNATED FACILITY

144

11689

Please print or type.

Form Approved. OMB No. 2050-0039

UNIFORM HAZARDOUS WASTE MANIFEST

1. Generator ID Number: NYD001827633
2. Page 1 of 1
3. Emergency Response Phone: 844-834-3982
4. Manifest Tracking Number: 013578806 FLE

5. Generator's Name and Mailing Address: Amphenol, 40-60 Delaware St, Sidney, NY 13838
Generator's Phone: 607-563-5940
Generator's Site Address (if different than mailing address): Same

6. Transporter 1 Company Name: US Bulk Transport Inc.
U.S. EPA ID Number: PAD987347515

7. Transporter 2 Company Name:
U.S. EPA ID Number:

8. Designated Facility Name and Site Address: Wayne Disposal Inc, 49350 North I-94 Service Drive, Belleveille, MI 48111
Facility's Phone: 734-697-2200
U.S. EPA ID Number: MID 048 090 633

9a. HM	9b. U.S. DOT Description (Including Proper Shipping Name, Hazard Class, ID Number, and Packing Group (if any))	10. Containers No.	10. Containers Type	11. Total Quantity	12. Unit Wt./Vol.	13. Waste Codes
X	1. RQ, UN3432 Polychlorinated Biphenyls, Solid (Soil) 9 PG,III	1	DT	est 20,000	K	PCB1 B007
	2.					
	3.					
	4.					

14. Special Handling Instructions and Additional Information
SES PO 19-E136
Approval #190043WDI-OTS
Storage Start Date 5/15/2019

15. GENERATOR'S/OFFEROR'S CERTIFICATION: I hereby declare that the contents of this consignment are fully and accurately described above by the proper shipping name, and are classified, packaged, marked and labeled/placarded, and are in all respects in proper condition for transport according to applicable international and national governmental regulations. If export shipment and I am the Primary Exporter, I certify that the contents of this consignment conform to the terms of the attached EPA Acknowledgment of Consent.
I certify that the waste minimization statement identified in 40 CFR 262.27(a) (if I am a large quantity generator) or (b) (if I am a small quantity generator) is true.

Generator's/Offeror's Printed/Typed Name: As Agent For Amphenol Fred Willett
Signature: [signature]
Month 5 Day 23 Year 19

16. International Shipments ☐ Import to U.S. ☐ Export from U.S. Port of entry/exit:
Transporter signature (for exports only): Date leaving U.S.:

17. Transporter Acknowledgment of Receipt of Materials
Transporter 1 Printed/Typed Name: Quinton Wiley
Signature: [signature]
Month 05 Day 23 Year 19
Transporter 2 Printed/Typed Name:
Signature:
Month Day Year

18. Discrepancy
18a. Discrepancy Indication Space ☐ Quantity ☐ Type ☐ Residue ☐ Partial Rejection ☐ Full Rejection
Manifest Reference Number:
18b. Alternate Facility (or Generator)
U.S. EPA ID Number
Facility's Phone:
18c. Signature of Alternate Facility (or Generator)
Month Day Year

19. Hazardous Waste Report Management Method Codes (i.e., codes for hazardous waste treatment, disposal, and recycling systems)
1. H132 2. 3. 4.

20. Designated Facility Owner or Operator: Certification of receipt of hazardous materials covered by the manifest except as noted in Item 18a
Printed/Typed Name: Jonathan Evans
Signature: [signature]
Month 5 Day 24 Year 19

GENERATOR / INT'L / TRANSPORTER / DESIGNATED FACILITY

EPA Form 8700-22 (Rev. 12-17) Previous editions are obsolete.

TRANSPORTER COPY

1-1689

Wayne Disposal, Inc.

49350 North I-94 Service Drive, Belleville, Michigan 48111

Receipt Preview

SESSLER ENVIRONMENTAL SERVICES, LLC
30 VANTAGE POINT DR., SUITE 4
ROCHESTER, NY 14624-1141

Receipt ID: 1308761
EQ Account #: 600964
Manifest / BOL: 013578806FLE
Transporter: US BULK
Date: 05/24/2019
Time In: 10:23 AM
Time Out: 11:08

Line	Description Generator	Qty. Unit
10	Wayne Disposal Host Community Agreement Royalty Fee	26.250 TONS
	Charge relates to: 013578806FLE - 1	
	NYD001827633 AMPHENOL CORPORATION	
	Gross: 85,580 **Tare:** 33,080 **Net:** 52,500	

NO SALVAGING ON PREMISES

US ecology CERTIFICATE OF DISPOSAL

FOR MANIFESTED PCB WASTE

This certificate is to verify the wastes identified as PCB Solids

and specified on Manifest # 013578806FLE Line Item 1 has been landfilled on

5-24, 19 in accordance with all local, state and federal regulations by:

Wayne Disposal, Inc

(EPA I.D. # MID048090633)

49350 N. I-94 Service Drive, Belleville, Michigan 48111
Telephone: 800-592-5489
Fax: 800-593-5329

Under civil and criminal penalties of law for the making or submission of false or fraudulent statements or representations (18 U.S.C. 1001 and 15 U.S.C. 2615), I certify that the information contained in or accompanying this document is true, accurate and complete. As to the identified section(s) of this document for which I cannot personally verify truth and accuracy. I certify as the company official having supervisory responsibility for the persons who are acting under my direct instructions made the verification that this information is true accurate and complete.

Authorized Signature: _____

Please print or type.

Form Approved. OMB No. 2050-0039

UNIFORM HAZARDOUS WASTE MANIFEST

1. Generator ID Number	2. Page 1 of	3. Emergency Response Phone	4. Manifest Tracking Number
[illegible]	1	[illegible]	013578807 FLE

5. Generator's Name and Mailing Address
Ampoleal
[illegible]
[illegible]
Generator's Phone: [illegible]

Generator's Site Address (if different than mailing address)
Same

6. Transporter 1 Company Name
US Bulk Transport Inc.

U.S. EPA ID Number
[illegible]

7. Transporter 2 Company Name

U.S. EPA ID Number

8. Designated Facility Name and Site Address
Waste Disposal Inc.
[illegible] North I-94 Service Drive
Belleville, [illegible]
Facility's Phone: [illegible]

U.S. EPA ID Number
[illegible]

9a. HM	9b. U.S. DOT Description (including Proper Shipping Name, Hazard Class, ID Number, and Packing Group (if any))	10. Containers No.	10. Containers Type	11. Total Quantity	12. Unit Wt./Vol.	13. Waste Codes		
[illegible]	1. [illegible]	[illegible]	DT	[illegible]	[illegible]	[illegible]	[illegible]	
	2.							
	3.							
	4.							

14. Special Handling Instructions and Additional Information
[illegible] PO 19-E136
Approval #[illegible]
Storage Start Date [illegible]

15. **GENERATOR'S/OFFEROR'S CERTIFICATION:** I hereby declare that the contents of this consignment are fully and accurately described above by the proper shipping name, and are classified, packaged, marked and labeled/placarded, and are in all respects in proper condition for transport according to applicable international and national governmental regulations. If export shipment and I am the Primary Exporter, I certify that the contents of this consignment conform to the terms of the attached EPA Acknowledgment of Consent.
I certify that the waste minimization statement identified in 40 CFR 262.27(a) (if I am a large quantity generator) or (b) (if I am a small quantity generator) is true.

Generator's/Offeror's Printed/Typed Name | Signature | Month | Day | Year

16. International Shipments ☐ Import to U.S. ☐ Export from U.S. Port of entry/exit:
Transporter signature (for exports only): Date leaving U.S.:

17. Transporter Acknowledgment of Receipt of Materials

Transporter 1 Printed/Typed Name: Zachary Kinney | Signature: [signature] | Month: 5 | Day: 23 | Year: 19

Transporter 2 Printed/Typed Name | Signature | Month | Day | Year

18. Discrepancy

18a. Discrepancy Indication Space ☐ Quantity ☐ Type ☐ Residue ☐ Partial Rejection ☐ Full Rejection

Manifest Reference Number:

18b. Alternate Facility (or Generator) | U.S. EPA ID Number

Facility's Phone:

18c. Signature of Alternate Facility (or Generator) | Month | Day | Year

19. Hazardous Waste Report Management Method Codes (i.e., codes for hazardous waste treatment, disposal, and recycling systems)

1.	2.	3.	4.
[illegible]			

20. Designated Facility Owner or Operator: Certification of receipt of hazardous materials covered by the manifest except as noted in Item 18a

Printed/Typed Name | Signature | Month | Day | Year

GENERATOR — INT'L — TRANSPORTER — DESIGNATED FACILITY

EPA Form 8700-22 (Rev. 12-17) Previous editions are obsolete.

GENERATOR'S INITIAL COPY

190-1 84 960 H692

Please print or type.

Form Approved. OMB No. 2050-0039

UNIFORM HAZARDOUS WASTE MANIFEST	1. Generator ID Number	2. Page 1 of	3. Emergency Response Phone	4. Manifest Tracking Number
	NYD001827633	1	844-834-3982	013578807 FLE

GENERATOR

5. Generator's Name and Mailing Address
Amphenol
40-60 Delaware St
Sidney, NY 13838
Generator's Phone: 607-563-5940

Generator's Site Address (if different than mailing address)
Same

6. Transporter 1 Company Name: US Bulk Transport Inc.
U.S. EPA ID Number: PAD987347515

7. Transporter 2 Company Name:
U.S. EPA ID Number:

8. Designated Facility Name and Site Address
Wayne Disposal Inc
49350 North I-94 Service Drive
Belleville, MI 48111
Facility's Phone: 734-697-2200
U.S. EPA ID Number: MID 048 090 633

9a. HM	9b. U.S. DOT Description (including Proper Shipping Name, Hazard Class, ID Number, and Packing Group (if any))	10. Containers No.	10. Containers Type	11. Total Quantity	12. Unit Wt./Vol.	13. Waste Codes
X	1. RQ, UN3432 Polychlorinated Biphenyls, Solid (Soil) 9 PG,III	1	DT	Est 20,000	K	PCB1 B007
	2.					
	3.					
	4.					

14. Special Handling Instructions and Additional Information
SES PO 19-E136
Approval #190043WDI-OTS
Storage Start Date 5/15/2019

15. GENERATOR'S/OFFEROR'S CERTIFICATION: I hereby declare that the contents of this consignment are fully and accurately described above by the proper shipping name, and are classified, packaged, marked and labeled/placarded, and are in all respects in proper condition for transport according to applicable international and national governmental regulations. If export shipment and I am the Primary Exporter, I certify that the contents of this consignment conform to the terms of the attached EPA Acknowledgment of Consent.
I certify that the waste minimization statement identified in 40 CFR 262.27(a) (if I am a large quantity generator) or (b) (if I am a small quantity generator) is true.

Generator's/Offeror's Printed/Typed Name: As Agent For Amphenol Fred Wirsette
Signature: [signature]
Month 5 Day 23 Year 19

INT'L

16. International Shipments ☐ Import to U.S. ☐ Export from U.S. Port of entry/exit:
Transporter signature (for exports only): Date leaving U.S.:

TRANSPORTER

17. Transporter Acknowledgment of Receipt of Materials
Transporter 1 Printed/Typed Name: ZACHARY Kinney
Signature: [signature]
Month 5 Day 23 Year 19
Transporter 2 Printed/Typed Name:
Signature:
Month Day Year

DESIGNATED FACILITY

18. Discrepancy
18a. Discrepancy Indication Space ☐ Quantity ☐ Type ☐ Residue ☐ Partial Rejection ☐ Full Rejection
Manifest Reference Number:
18b. Alternate Facility (or Generator)
U.S. EPA ID Number
Facility's Phone:
18c. Signature of Alternate Facility (or Generator)
Month Day Year

19. Hazardous Waste Report Management Method Codes (i.e., codes for hazardous waste treatment, disposal, and recycling systems)
1. H132 2. 3. 4.

20. Designated Facility Owner or Operator: Certification of receipt of hazardous materials covered by the manifest except as noted in Item 18a
Printed/Typed Name: Chris Grisson
Signature: [signature]
Month 5 Day 24 Year 19

EPA Form 8700-22 (Rev. 12-17) Previous editions are obsolete.

TRANSPORTER COPY

Wayne Disposal, Inc.

49350 North I-94 Service Drive, Belleville, Michigan 48111

L1692

Receipt Preview

SESSLER ENVIRONMENTAL SERVICES, LLC
30 VANTAGE POINT DR., SUITE 4
ROCHESTER, NY 14624-1141

Receipt ID: 1308755
EQ Account #: 600964
Manifest / BOL: 013578807FLE
Transporter: US BULK
Date: 05/24/2019
Time In: 9:34 AM
Time Out:

Line	Description Generator	Qty. Unit
10	Wayne Disposal Host Community Agreement Royalty Fee	26.380 TONS
	Charge relates to: 013578807FLE - 1	
	NYD001827633 AMPHENOL CORPORATION	
	Gross: 84,960 **Tare:** 32,200 **Net:** 52,760	

NO SALVAGING ON PREMISES

Invoice: 506772 Receipt 03-00 1308755 Cod COD #2

US ecology CERTIFICATE OF DISPOSAL

FOR MANIFESTED PCB WASTE

This certificate is to verify the wastes identified as PCB Solids

and specified on Manifest # 013578807FLE, Line Item 1 has been landfilled on

5-24, 19 in accordance with all local, state and federal regulations by:

Wayne Disposal, Inc

(EPA I.D. # MID048090633)

49350 N. I-94 Service Drive, Belleville, Michigan 48111
Telephone: 800-592-5489
Fax: 800-593-5329

Under civil and criminal penalties of law for the making or submission of false or fraudulent statements or representations (18 U.S.C. 1001 and 15 U.S.C. 2615), I certify that the information contained in or accompanying this document is true, accurate and complete. As to the identified section(s) of this document for which I cannot personally verify truth and accuracy, I certify as the company official having supervisory responsibility for the persons who are acting under my direct instructions made the verification that this information is true accurate and complete.

Authorized Signature: _____

Please print or type. Form Approved. OMB No. 2050-0039

UNIFORM HAZARDOUS WASTE MANIFEST

1. Generator ID Number: [illegible]
2. Page 1 of 1
3. Emergency Response Phone: [illegible]
4. Manifest Tracking Number: 013578808 FLE

GENERATOR

5. Generator's Name and Mailing Address: [illegible]
Generator's Site Address (if different than mailing address): [illegible]
Generator's Phone: [illegible]

6. Transporter 1 Company Name: US Ecology [illegible]
U.S. EPA ID Number: [illegible]

7. Transporter 2 Company Name:
U.S. EPA ID Number:

8. Designated Facility Name and Site Address: [illegible]
U.S. EPA ID Number: [illegible]
Facility's Phone: [illegible]

9a. HM	9b. U.S. DOT Description (including Proper Shipping Name, Hazard Class, ID Number, and Packing Group (if any))	10. Containers No.	10. Containers Type	11. Total Quantity	12. Unit Wt./Vol.	13. Waste Codes		
X	1. RQ, UN3432 Polychlorinated Biphenyls, Solid, Class 9, PG III	[illegible]	DT	[illegible]	[illegible]	[illegible]	[illegible]	
	2.							
	3.							
	4.							

14. Special Handling Instructions and Additional Information
SES PO [illegible]
Approval #[illegible]
Storage Start Date [illegible]

15. **GENERATOR'S/OFFEROR'S CERTIFICATION:** I hereby declare that the contents of this consignment are fully and accurately described above by the proper shipping name, and are classified, packaged, marked and labeled/placarded, and are in all respects in proper condition for transport according to applicable international and national governmental regulations. If export shipment and I am the Primary Exporter, I certify that the contents of this consignment conform to the terms of the attached EPA Acknowledgment of Consent.
I certify that the waste minimization statement identified in 40 CFR 262.27(a) (if I am a large quantity generator) or (b) (if I am a small quantity generator) is true.

Generator's/Offeror's Printed/Typed Name: [illegible] | Signature: | Month | Day | Year

INT'L

16. International Shipments ☐ Import to U.S. ☐ Export from U.S. Port of entry/exit:
Transporter signature (for exports only): Date leaving U.S.:

TRANSPORTER

17. Transporter Acknowledgment of Receipt of Materials
Transporter 1 Printed/Typed Name: [illegible] Miller | Signature: | Month | Day | Year
Transporter 2 Printed/Typed Name: | Signature: | Month | Day | Year

DESIGNATED FACILITY

18. Discrepancy
18a. Discrepancy Indication Space ☐ Quantity ☐ Type ☐ Residue ☐ Partial Rejection ☐ Full Rejection
Manifest Reference Number:
18b. Alternate Facility (or Generator) U.S. EPA ID Number
Facility's Phone:
18c. Signature of Alternate Facility (or Generator) | Month | Day | Year

19. Hazardous Waste Report Management Method Codes (i.e., codes for hazardous waste treatment, disposal, and recycling systems)
1. 2. 3. 4.

20. Designated Facility Owner or Operator: Certification of receipt of hazardous materials covered by the manifest except as noted in Item 18a
Printed/Typed Name | Signature | Month | Day | Year

#121 80,940 1-1688

Please print or type. Form Approved. OMB No. 2050-0039

UNIFORM HAZARDOUS WASTE MANIFEST

1. Generator ID Number: NYD001827633
2. Page 1 of 1
3. Emergency Response Phone: 844-834-3982
4. Manifest Tracking Number: 013578808 FLE

5. Generator's Name and Mailing Address
Amphenol
40-60 Delaware St
Sidney, NY 13838
Generator's Phone: 607-563-5940

Generator's Site Address (if different than mailing address): Same

6. Transporter 1 Company Name: US Bulk Transport Inc.
U.S. EPA ID Number: PAD987347515

7. Transporter 2 Company Name
U.S. EPA ID Number:

8. Designated Facility Name and Site Address
Wayne Disposal Inc
49350 North I-94 Service Drive
Belleville, MI 48111
Facility's Phone: 734-697-2200
U.S. EPA ID Number: MID 048 090 633

9a. HM	9b. U.S. DOT Description (including Proper Shipping Name, Hazard Class, ID Number, and Packing Group (if any))	10. Containers No.	10. Containers Type	11. Total Quantity	12. Unit Wt./Vol.	13. Waste Codes		
X	1. RQ, UN3432 Polychlorinated Biphenyls, Solid (Soil) 9 PG,III	1	DT	Est 20,000	K	PCB1	8007	
	2.							
	3.							
	4.							

14. Special Handling Instructions and Additional Information
SES PO 19-E136
Approval #190043WDI-OTS
Storage Start Date 5/15/2019

15. **GENERATOR'S/OFFEROR'S CERTIFICATION:** I hereby declare that the contents of this consignment are fully and accurately described above by the proper shipping name, and are classified, packaged, marked and labeled/placarded, and are in all respects in proper condition for transport according to applicable international and national governmental regulations. If export shipment and I am the Primary Exporter, I certify that the contents of this consignment conform to the terms of the attached EPA Acknowledgment of Consent.
I certify that the waste minimization statement identified in 40 CFR 262.27(a) (if I am a large quantity generator) or (b) (if I am a small quantity generator) is true.

Generator's/Offeror's Printed/Typed Name: [illegible] Signature: [illegible] Month 5 Day 23 Year 19

16. International Shipments ☐ Import to U.S. ☐ Export from U.S. Port of entry/exit:
Transporter signature (for exports only): Date leaving U.S.:

17. Transporter Acknowledgment of Receipt of Materials
Transporter 1 Printed/Typed Name: Rich Miller Signature: [illegible] Month 5 Day 23 Year 19
Transporter 2 Printed/Typed Name: Signature: Month Day Year

18. Discrepancy
18a. Discrepancy Indication Space ☐ Quantity ☐ Type ☐ Residue ☐ Partial Rejection ☐ Full Rejection
Manifest Reference Number:
18b. Alternate Facility (or Generator) U.S. EPA ID Number
Facility's Phone:
18c. Signature of Alternate Facility (or Generator) Month Day Year

19. Hazardous Waste Report Management Method Codes (i.e., codes for hazardous waste treatment, disposal, and recycling systems)
1. 2. 3. 4.

20. Designated Facility Owner or Operator: Certification of receipt of hazardous materials covered by the manifest except as noted in Item 18a
Printed/Typed Name: Connie Wilkie Signature: [illegible] Month 5 Day 24 Year 19

GENERATOR / INT'L / TRANSPORTER / DESIGNATED FACILITY

EPA Form 8700-22 (Rev. 12-17) Previous editions are obsolete. TRANSPORTER COPY

Wayne Disposal, Inc.

1-1688

49350 North I-94 Service Drive, Belleville, Michigan 48111

Receipt Preview

SESSLER ENVIRONMENTAL SERVICES, LLC
30 VANTAGE POINT DR., SUITE 4
ROCHESTER, NY 14624-1141

Receipt ID: 1308745
EQ Account #: 600964
Manifest / BOL: 013578808FLE
Transporter: US BULK
Date: 05/24/2019
Time In: 7:46 AM
Time Out: 8:50 AM

Line	Description Generator	Qty. Unit
10	Wayne Disposal Host Community Agreement Royalty Fee Charge relates to: 013578808FLE - 1 NYD001827633 AMPHENOL CORPORATION **Gross:** 80,940 **Tare:** 31,740 **Net:** 49,200	24.600 TONS

NO SALVAGING ON PREMISES

Invoice: 506772 Receipt 03-00 1308745 Cod COD #2

US ecology CERTIFICATE OF DISPOSAL

FOR MANIFESTED PCB WASTE

This certificate is to verify the wastes identified as PCB Solids

and specified on Manifest # 013578808FLE, Line Item 1 has been landfilled on

5-24, 19 in accordance with all local, state and federal regulations by:

Wayne Disposal, Inc

(EPA I.D. # MID048090633)

49350 N. I-94 Service Drive, Belleville, Michigan 48111
Telephone: 800-592-5489
Fax: 800-593-5329

Under civil and criminal penalties of law for the making or submission of false or fraudulent statements or representations (18 U.S.C. 1001 and 15 U.S.C. 2615), I certify that the information contained in or accompanying this document is true, accurate and complete. As to the identified section(s) of this document for which I cannot personally verify truth and accuracy, I certify as the company official having supervisory responsibility for the persons who are acting under my direct instructions made the verification that this information is true accurate and complete.

Authorized Signature: _____

Please print or type.

Form Approved. OMB No. 2050-0039

UNIFORM HAZARDOUS WASTE MANIFEST

1. Generator ID Number: [illegible]
2. Page 1 of 1
3. Emergency Response Phone: [illegible]
4. Manifest Tracking Number: **013578810 FLE**

5. Generator's Name and Mailing Address
[illegible]
[illegible] Delaware St
[illegible], NY [illegible]
Generator's Phone: [illegible]

Generator's Site Address (if different than mailing address): Same

6. Transporter 1 Company Name: US Bulk Transport Inc.
U.S. EPA ID Number: [illegible]

7. Transporter 2 Company Name:
U.S. EPA ID Number:

8. Designated Facility Name and Site Address
[illegible]
[illegible] North I-94 Service Drive
Belleville, MI [illegible]
Facility's Phone: [illegible]

U.S. EPA ID Number: [illegible]

9a. HM	9b. U.S. DOT Description (including Proper Shipping Name, Hazard Class, ID Number, and Packing Group (if any))	10. Containers No.	10. Containers Type	11. Total Quantity	12. Unit Wt./Vol.	13. Waste Codes
[illegible]	1. RQ, UN[illegible] Polychlorinated Biphenyls, Solid (Soil) [illegible]	[illegible]	[illegible]	[illegible]	[illegible]	PCB [illegible]
	2.					
	3.					
	4.					

14. Special Handling Instructions and Additional Information
SES PO 19-E136
Approval #190043WDI-OTS
Storage Start Date [illegible]/2019

15. **GENERATOR'S/OFFEROR'S CERTIFICATION:** I hereby declare that the contents of this consignment are fully and accurately described above by the proper shipping name, and are classified, packaged, marked and labeled/placarded, and are in all respects in proper condition for transport according to applicable international and national governmental regulations. If export shipment and I am the Primary Exporter, I certify that the contents of this consignment conform to the terms of the attached EPA Acknowledgment of Consent.
I certify that the waste minimization statement identified in 40 CFR 262.27(a) (if I am a large quantity generator) or (b) (if I am a small quantity generator) is true.

Generator's/Offeror's Printed/Typed Name: [illegible] | Signature: [illegible] | Month | Day | Year

16. International Shipments ☐ Import to U.S. ☐ Export from U.S. Port of entry/exit:
Transporter signature (for exports only): Date leaving U.S.:

17. Transporter Acknowledgment of Receipt of Materials

Transporter 1 Printed/Typed Name: [illegible] | Signature: [illegible] | Month: 5 | Day: 23 | Year: 19

Transporter 2 Printed/Typed Name: | Signature: | Month | Day | Year

18. Discrepancy

18a. Discrepancy Indication Space ☐ Quantity ☐ Type ☐ Residue ☐ Partial Rejection ☐ Full Rejection

Manifest Reference Number:

18b. Alternate Facility (or Generator) | U.S. EPA ID Number

Facility's Phone:

18c. Signature of Alternate Facility (or Generator) | Month | Day | Year

19. Hazardous Waste Report Management Method Codes (i.e., codes for hazardous waste treatment, disposal, and recycling systems)

1.	2.	3.	4.

20. Designated Facility Owner or Operator: Certification of receipt of hazardous materials covered by the manifest except as noted in Item 18a

Printed/Typed Name | Signature | Month | Day | Year

GENERATOR — INT'L — TRANSPORTER — DESIGNATED FACILITY

EPA Form 8700-22 (Rev. 12-17) Previous editions are obsolete.

GENERATOR'S INITIAL COPY

1-1690

Wayne Disposal, Inc.

49350 North I-94 Service Drive, Belleville, Michigan 48111

Receipt Preview

SESSLER ENVIRONMENTAL SERVICES, LLC
30 VANTAGE POINT DR., SUITE 4
ROCHESTER, NY 14624-1141

Receipt ID: 1308766
EQ Account #: 600964
Manifest / BOL: 013578810FLE
Transporter: US BULK
Date: 05/24/2019
Time In: 11:05 AM
Time Out: 11:53 AM

Line	Description Generator	Qty. Unit
10	Wayne Disposal Host Community Agreement Royalty Fee	22.940 TONS
	Charge relates to: 013578810FLE - 1	
	NYD001827633 AMPHENOL CORPORATION	
	Gross: 79,340 **Tare:** 33,460 **Net:** 45,880	

NO SALVAGING ON PREMISES

159 79340 1-1690

Please print or type. Form Approved. OMB No. 2050-0039

UNIFORM HAZARDOUS WASTE MANIFEST

1. Generator ID Number: NYD001827633
2. Page 1 of: 1
3. Emergency Response Phone: 844-834-3982
4. Manifest Tracking Number: 013578810 FLE

5. Generator's Name and Mailing Address
Amphenol
40-60 Delaware St
Sidney, NY 13838
Generator's Phone: 607-563-5940

Generator's Site Address (if different than mailing address): Same

6. Transporter 1 Company Name: US Bulk Transport Inc.
U.S. EPA ID Number: PAD987347515

7. Transporter 2 Company Name:
U.S. EPA ID Number:

8. Designated Facility Name and Site Address
Wayne Disposal Inc
49350 North I-94 Service Drive
Belleveille, MI 48111
Facility's Phone: 734-697-2200

U.S. EPA ID Number: MID 048 090 633

9a. HM	9b. U.S. DOT Description (including Proper Shipping Name, Hazard Class, ID Number, and Packing Group (if any))	10. Containers No.	10. Containers Type	11. Total Quantity	12. Unit Wt./Vol.	13. Waste Codes		
X	1. RQ, UN3432 Polychlorinated Biphenyls, Solid (Soil) 9 PG,III	1	DT	54 29000	K	PCB1	B007	
	2.							
	3.							
	4.							

14. Special Handling Instructions and Additional Information
SES PO 19-E136
Approval #190043WDI-OTS
Storage Start Date 5/15/2019

15. GENERATOR'S/OFFEROR'S CERTIFICATION: I hereby declare that the contents of this consignment are fully and accurately described above by the proper shipping name, and are classified, packaged, marked and labeled/placarded, and are in all respects in proper condition for transport according to applicable international and national governmental regulations. If export shipment and I am the Primary Exporter, I certify that the contents of this consignment conform to the terms of the attached EPA Acknowledgment of Consent.
I certify that the waste minimization statement identified in 40 CFR 262.27(a) (if I am a large quantity generator) or (b) (if I am a small quantity generator) is true.

Generator's/Offeror's Printed/Typed Name: Fred Wilhelm | Signature: [signature] | Month: 5 | Day: 22 | Year: 19

16. International Shipments ☐ Import to U.S. ☐ Export from U.S. Port of entry/exit:
Transporter signature (for exports only): Date leaving U.S.:

17. Transporter Acknowledgment of Receipt of Materials
Transporter 1 Printed/Typed Name: Ron Neffert | Signature: [signature] | Month: 5 | Day: 23 | Year: 19
Transporter 2 Printed/Typed Name: | Signature: | Month: | Day: | Year:

18. Discrepancy
18a. Discrepancy Indication Space ☐ Quantity ☐ Type ☐ Residue ☐ Partial Rejection ☐ Full Rejection
Manifest Reference Number:

18b. Alternate Facility (or Generator) U.S. EPA ID Number
Facility's Phone:

18c. Signature of Alternate Facility (or Generator) Month: Day: Year:

19. Hazardous Waste Report Management Method Codes (i.e., codes for hazardous waste treatment, disposal, and recycling systems)
1. H132 2. 3. 4.

20. Designated Facility Owner or Operator: Certification of receipt of hazardous materials covered by the manifest except as noted in Item 18a
Printed/Typed Name: Connie Wilkes | Signature: [signature] | Month: 5 | Day: 31 | Year: 19

GENERATOR / INT'L / TRANSPORTER / DESIGNATED FACILITY

EPA Form 8700-22 (Rev. 12-17) Previous editions are obsolete. TRANSPORTER COPY

Invoice: 506772 Receipt 03-00 1308766 Cod COD #2

11936249

Page 13 of 25

US ecology CERTIFICATE OF DISPOSAL

FOR MANIFESTED PCB WASTE

This certificate is to verify the wastes identified as PCB Solids

and specified on Manifest # 013578810FLE, Line Item 1 has been landfilled on

5-24-19 in accordance with all local, state and federal regulations by:

Wayne Disposal, Inc

(EPA I.D. # MID048090633)

49350 N. I-94 Service Drive, Belleville, Michigan 48111
Telephone: 800-592-5489
Fax: 800-593-5329

Under civil and criminal penalties of law for the making or submission of false or fraudulent statements or representations (18 U.S.C. 1001 and 15 U.S.C. 2615), I certify that the information contained in or accompanying this document is true, accurate and complete. As to the identified section(s) of this document for which I cannot personally verify truth and accuracy, I certify as the company official having supervisory responsibility for the persons who are acting under my direct instructions made the verification that this information is true accurate and complete.

Authorized Signature: _____

Please print or type.

Form Approved. OMB No. 2050-0039

UNIFORM HAZARDOUS WASTE MANIFEST

1. Generator ID Number: [illegible]
2. Page 1 of 1
3. Emergency Response Phone: [illegible]
4. Manifest Tracking Number: 013578811 FLE

GENERATOR

5. Generator's Name and Mailing Address: [illegible]
Generator's Phone: [illegible]
Generator's Site Address (if different than mailing address): [illegible]

6. Transporter 1 Company Name: US Bulk Transport Inc
U.S. EPA ID Number: [illegible]

7. Transporter 2 Company Name:
U.S. EPA ID Number:

8. Designated Facility Name and Site Address: [illegible]
Facility's Phone: [illegible]
U.S. EPA ID Number: [illegible]

9a. HM	9b. U.S. DOT Description (including Proper Shipping Name, Hazard Class, ID Number, and Packing Group (if any))	10. Containers No.	10. Containers Type	11. Total Quantity	12. Unit Wt./Vol.	13. Waste Codes		
X	1. [illegible]	[illegible]		[illegible]	[illegible]	[illegible]		
	2.							
	3.							
	4.							

14. Special Handling Instructions and Additional Information
[illegible]

15. **GENERATOR'S/OFFEROR'S CERTIFICATION:** I hereby declare that the contents of this consignment are fully and accurately described above by the proper shipping name, and are classified, packaged, marked and labeled/placarded, and are in all respects in proper condition for transport according to applicable international and national governmental regulations. If export shipment and I am the Primary Exporter, I certify that the contents of this consignment conform to the terms of the attached EPA Acknowledgment of Consent.
I certify that the waste minimization statement identified in 40 CFR 262.27(a) (if I am a large quantity generator) or (b) (if I am a small quantity generator) is true.

Generator's/Offeror's Printed/Typed Name: [illegible] | Signature: | Month | Day | Year

INT'L

16. International Shipments ☐ Import to U.S. ☐ Export from U.S. Port of entry/exit:
Transporter signature (for exports only): Date leaving U.S.:

TRANSPORTER

17. Transporter Acknowledgment of Receipt of Materials
Transporter 1 Printed/Typed Name: Robert P. Thomas | Signature: [signature] | Month: 5 | Day: 23 | Year: 19
Transporter 2 Printed/Typed Name: | Signature: | Month | Day | Year

DESIGNATED FACILITY

18. Discrepancy
18a. Discrepancy Indication Space ☐ Quantity ☐ Type ☐ Residue ☐ Partial Rejection ☐ Full Rejection
Manifest Reference Number:

18b. Alternate Facility (or Generator)
U.S. EPA ID Number
Facility's Phone:

18c. Signature of Alternate Facility (or Generator) | Month | Day | Year

19. Hazardous Waste Report Management Method Codes (i.e., codes for hazardous waste treatment, disposal, and recycling systems)
1. | 2. | 3. | 4.

20. Designated Facility Owner or Operator: Certification of receipt of hazardous materials covered by the manifest except as noted in Item 18a
Printed/Typed Name | Signature | Month | Day | Year

Wayne Disposal, Inc.

1-1669

49350 North I-94 Service Drive, Belleville, Michigan 48111

Receipt Preview

SESSLER ENVIRONMENTAL SERVICES, LLC
30 VANTAGE POINT DR., SUITE 4
ROCHESTER, NY 14624-1141

Receipt ID: 1308758
EQ Account #: 600964
Manifest / BOL: 013578811FLE
Transporter: US BULK
Date: 05/24/2019
Time In: 10:02 AM
Time Out: 11:03 AM

Line	Description Generator	Qty. Unit
10	Wayne Disposal Host Community Agreement Royalty Fee	24.360 TONS
	Charge relates to: 013578811FLE - 1	
	NYD001827633 AMPHENOL CORPORATION	
	Gross: 80,700 **Tare:** 31,980 **Net:** 48,720	

NO SALVAGING ON PREMISES

1-1669

Please print or type.

Form Approved. OMB No. 2050-0039

UNIFORM HAZARDOUS WASTE MANIFEST	1. Generator ID Number	2. Page 1 of	3. Emergency Response Phone	4. Manifest Tracking Number
	NYD001827633	1	844-834-3982	013578811 FLE

5. Generator's Name and Mailing Address
Amphenol
40-60 Delaware St
Sidney, NY 13838
Generator's Phone: 607-563-5940

Generator's Site Address (if different than mailing address)
Same

6. Transporter 1 Company Name
US Bulk Transport Inc.
U.S. EPA ID Number
PAD987347515

7. Transporter 2 Company Name
U.S. EPA ID Number

8. Designated Facility Name and Site Address
Wayne Disposal Inc
49350 North I-94 Service Drive
Belleville, MI 48111
Facility's Phone: 734-697-2200
U.S. EPA ID Number
MID 048 090 633

9a. HM	9b. U.S. DOT Description (including Proper Shipping Name, Hazard Class, ID Number, and Packing Group (if any))	10. Containers No.	10. Containers Type	11. Total Quantity	12. Unit Wt./Vol.	13. Waste Codes
X	1. RQ, UN3432 Polychlorinated Biphenyls, Solid (Soil) 9 PG,III	1	DT	Est 20,000	K	PCB1 B007
	2.					
	3.					
	4.					

14. Special Handling Instructions and Additional Information
SES PO 19-E136
Approval #190043WDI-OTS
Storage Start Date 5/15/2019

15. GENERATOR'S/OFFEROR'S CERTIFICATION: I hereby declare that the contents of this consignment are fully and accurately described above by the proper shipping name, and are classified, packaged, marked and labeled/placarded, and are in all respects in proper condition for transport according to applicable international and national governmental regulations. If export shipment and I am the Primary Exporter, I certify that the contents of this consignment conform to the terms of the attached EPA Acknowledgment of Consent.
I certify that the waste minimization statement identified in 40 CFR 262.27(a) (if I am a large quantity generator) or (b) (if I am a small quantity generator) is true.

Generator's/Offeror's Printed/Typed Name: As Agent For Amphenol Fred Willett
Signature: [signature]
Month 5 Day 23 Year 19

16. International Shipments ☐ Import to U.S. ☐ Export from U.S. Port of entry/exit:
Transporter signature (for exports only): Date leaving U.S.:

17. Transporter Acknowledgment of Receipt of Materials
Transporter 1 Printed/Typed Name: Robert C. Thomas
Signature: [signature]
Month 5 Day 23 Year 19
Transporter 2 Printed/Typed Name
Signature
Month Day Year

18. Discrepancy
18a. Discrepancy Indication Space ☐ Quantity ☐ Type ☐ Residue ☐ Partial Rejection ☐ Full Rejection
Manifest Reference Number:
18b. Alternate Facility (or Generator)
U.S. EPA ID Number
Facility's Phone:
18c. Signature of Alternate Facility (or Generator)
Month Day Year

19. Hazardous Waste Report Management Method Codes (i.e., codes for hazardous waste treatment, disposal, and recycling systems)
1. H132
2.
3.
4.

20. Designated Facility Owner or Operator: Certification of receipt of hazardous materials covered by the manifest except as noted in Item 18a
Printed/Typed Name: Connie Wilkes
Signature: [signature]
Month 5 Day 23 Year 19

GENERATOR / INT'L / TRANSPORTER / DESIGNATED FACILITY

EPA Form 8700-22 (Rev. 12-17) Previous editions are obsolete.

TRANSPORTER COPY

Invoice: 507630 Receipt 03-00 1308758 Cod COD #2

US ecology CERTIFICATE OF DISPOSAL

FOR MANIFESTED PCB WASTE

This certificate is to verify the wastes identified as PCB Solids

and specified on Manifest # 013578811FLE, Line Item 1 has been landfilled on

5-24, 19 in accordance with all local, state and federal regulations by:

Wayne Disposal, Inc

(EPA I.D. # MID048090633)

49350 N. I-94 Service Drive, Belleville, Michigan 48111
Telephone: 800-592-5489
Fax: 800-593-5329

Under civil and criminal penalties of law for the making or submission of false or fraudulent statements or representations (18 U.S.C. 1001 and 15 U.S.C. 2615), I certify that the information contained in or accompanying this document is true, accurate and complete. As to the identified section(s) of this document for which I cannot personally verify truth and accuracy. I certify as the company official having supervisory responsibility for the persons who are acting under my direct instructions made the verification that this information is true accurate and complete.

Authorized Signature: [signature]

Form #REC-FM-043-BEL *The electronic version of this document is the controlled version. Each user is responsible for ensuring that any document being used is the current version.* 6/12/17

11941991

Please print or type.

Form Approved. OMB No. 2050-0039

UNIFORM HAZARDOUS WASTE MANIFEST

1. Generator ID Number: [illegible]

2. Page 1 of 1

3. Emergency Response Phone: [illegible]

4. Manifest Tracking Number: 013578829 FLE

GENERATOR

5. Generator's Name and Mailing Address: [illegible]
[illegible] Delaware St
[illegible]
Generator's Phone: [illegible]

Generator's Site Address (if different than mailing address): None

6. Transporter 1 Company Name: [illegible]

U.S. EPA ID Number: [illegible]

7. Transporter 2 Company Name:

U.S. EPA ID Number:

8. Designated Facility Name and Site Address: Wayne Disposal Inc
[illegible] North [illegible]
Belleville, [illegible]
Facility's Phone: [illegible]

U.S. EPA ID Number: [illegible]

9a. HM	9b. U.S. DOT Description (including Proper Shipping Name, Hazard Class, ID Number, and Packing Group (if any))	10. Containers No.	10. Containers Type	11. Total Quantity	12. Unit Wt./Vol.	13. Waste Codes		
	1. [illegible] Polyacrylated Emulsion [illegible]	1	DT	EST. 20,000	K	[illegible]	[illegible]	
	2.							
	3.							
	4.							

14. Special Handling Instructions and Additional Information
SES PO ID F116
Approval #1500AUWDL075
Storage Start Date 06/07/19

15. **GENERATOR'S/OFFEROR'S CERTIFICATION:** I hereby declare that the contents of this consignment are fully and accurately described above by the proper shipping name, and are classified, packaged, marked and labeled/placarded, and are in all respects in proper condition for transport according to applicable international and national governmental regulations. If export shipment and I am the Primary Exporter, I certify that the contents of this consignment conform to the terms of the attached EPA Acknowledgment of Consent.
I certify that the waste minimization statement identified in 40 CFR 262.27(a) (if I am a large quantity generator) or (b) (if I am a small quantity generator) is true.

Generator's/Offeror's Printed/Typed Name | Signature | Month | Day | Year

INT'L

16. International Shipments ☐ Import to U.S. ☐ Export from U.S. Port of entry/exit:
Transporter signature (for exports only): Date leaving U.S.:

TRANSPORTER

17. Transporter Acknowledgment of Receipt of Materials

Transporter 1 Printed/Typed Name: MARK STRAWN | Signature | Month: 06 | Day: 12 | Year: 19

Transporter 2 Printed/Typed Name | Signature | Month | Day | Year

DESIGNATED FACILITY

18. Discrepancy

18a. Discrepancy Indication Space ☐ Quantity ☐ Type ☐ Residue ☐ Partial Rejection ☐ Full Rejection

Manifest Reference Number:

18b. Alternate Facility (or Generator) | U.S. EPA ID Number
Facility's Phone:

18c. Signature of Alternate Facility (or Generator) | Month | Day | Year

19. Hazardous Waste Report Management Method Codes (i.e., codes for hazardous waste treatment, disposal, and recycling systems)

1.	2.	3.	4.

20. Designated Facility Owner or Operator: Certification of receipt of hazardous materials covered by the manifest except as noted in Item 18a

Printed/Typed Name | Signature | Month | Day | Year

Form 8700-22 (Rev. 12-17) Previous editions are obsolete.

GENERATOR'S INITIAL COPY

78500 1-1926 #123

Please print or type.

Form Approved. OMB No. 2050-0039

UNIFORM HAZARDOUS WASTE MANIFEST	1. Generator ID Number	2. Page 1 of	3. Emergency Response Phone	4. Manifest Tracking Number
	NYD001827633	1	844-834-3982	013578829 FLE

GENERATOR

5. Generator's Name and Mailing Address
Amphenol
40-60 Delaware St
Sidney, NY 13838
Generator's Phone: 607-563-5940

Generator's Site Address (if different than mailing address)
Same

6. Transporter 1 Company Name: US Bulk Transport Inc.
U.S. EPA ID Number: PAD987347515

7. Transporter 2 Company Name:
U.S. EPA ID Number:

8. Designated Facility Name and Site Address
Wayne Disposal Inc
49350 North I-94 Service Drive
Belleville, MI 48111
Facility's Phone: 734-697-2200
U.S. EPA ID Number: MID 048 090 633

9a. HM	9b. U.S. DOT Description (including Proper Shipping Name, Hazard Class, ID Number, and Packing Group (if any))	10. Containers No.	10. Containers Type	11. Total Quantity	12. Unit Wt./Vol.	13. Waste Codes
X	1. RQ, UN3432 Polychlorinated Biphenyls, Solid (Soil) 9 PG,III	1	DT	EST. 20.000	K	PCB1 B007
	2.					
	3.					
	4.					

14. Special Handling Instructions and Additional Information
SES PO 19-E136
Approval #190043WDI-OTS
Storage Start Date 6/10/2019

15. GENERATOR'S/OFFEROR'S CERTIFICATION: I hereby declare that the contents of this consignment are fully and accurately described above by the proper shipping name, and are classified, packaged, marked and labeled/placarded, and are in all respects in proper condition for transport according to applicable international and national governmental regulations. If export shipment and I am the Primary Exporter, I certify that the contents of this consignment conform to the terms of the attached EPA Acknowledgment of Consent.
I certify that the waste minimization statement identified in 40 CFR 262.27(a) (if I am a large quantity generator) or (b) (if I am a small quantity generator) is true.

Generator's/Offeror's Printed/Typed Name: [illegible] Signature: [signature] Month Day Year: [illegible]

INT'L

16. International Shipments ☐ Import to U.S. ☐ Export from U.S. Port of entry/exit:
Transporter signature (for exports only): Date leaving U.S.:

TRANSPORTER

17. Transporter Acknowledgment of Receipt of Materials

Transporter 1 Printed/Typed Name: MARK STRONG Signature: [signature] Month Day Year: 06 12 19

Transporter 2 Printed/Typed Name: Signature: Month Day Year:

DESIGNATED FACILITY

18. Discrepancy

18a. Discrepancy Indication Space ☐ Quantity ☑ Type ☐ Residue ☐ Partial Rejection ☐ Full Rejection

OK to correct approval # per Eric H-San with Sesler. AS 6-13-19
Manifest Reference Number:

18b. Alternate Facility (or Generator) U.S. EPA ID Number
Facility's Phone:

18c. Signature of Alternate Facility (or Generator) Month Day Year

19. Hazardous Waste Report Management Method Codes (i.e., codes for hazardous waste treatment, disposal, and recycling systems)

1.	2.	3.	4.
H132			

20. Designated Facility Owner or Operator: Certification of receipt of hazardous materials covered by the manifest except as noted in Item 18a

Printed/Typed Name: Antonio [illegible] Signature: [signature] Month Day Year: 6 13 19

EPA Form 8700-22 (Rev. 12-17) Previous editions are obsolete.

TRANSPORTER COPY

Wayne Disposal, Inc.

49350 North I-94 Service Drive, Belleville, Michigan 48111

1-1926

Receipt Preview

SESSLER ENVIRONMENTAL SERVICES, LLC
30 VANTAGE POINT DR., SUITE 4
ROCHESTER, NY 14624-1141

Receipt ID: 1310009
EQ Account #: 600964
Manifest / BOL: 013578829FLE
Transporter: US BULK
Date: 06/13/2019
Time In: 7:42 AM
Time Out:

Line	Description Generator	Qty. Unit
10	Wayne Disposal Host Community Agreement Royalty Fee	22.260 TONS
	Charge relates to: 013578829FLE - 1	
	NYD001827633 AMPHENOL CORPORATION	
	Gross: 78,500 **Tare:** 33,980 **Net:** 44,520	

NO SALVAGING ON PREMISES

US ecology CERTIFICATE OF DISPOSAL

FOR MANIFESTED PCB WASTE

This certificate is to verify the wastes identified as PCB Solids

and specified on Manifest # 013578829FLE, Line Item 1 has been landfilled on 6-13, 19 in accordance with all local, state and federal regulations by:

Wayne Disposal, Inc

(EPA I.D. # MID048090633)

49350 N. I-94 Service Drive, Belleville, Michigan 48111
Telephone: 800-592-5489
Fax: 800-593-5329

Under civil and criminal penalties of law for the making or submission of false or fraudulent statements or representations (18 U.S.C. 1001 and 15 U.S.C. 2615), I certify that the information contained in or accompanying this document is true, accurate and complete. As to the identified section(s) of this document for which I cannot personally verify truth and accuracy, I certify as the company official having supervisory responsibility for the persons who are acting under my direct instructions made the verification that this information is true accurate and complete.

Authorized Signature: [signature]

Please print or type. Form Approved. OMB No. 2050-0039

UNIFORM HAZARDOUS WASTE MANIFEST

1. Generator ID Number: [illegible]
2. Page 1 of 1
3. Emergency Response Phone: [illegible]
4. Manifest Tracking Number: 013578830 FLE

GENERATOR

5. Generator's Name and Mailing Address: [illegible]
Generator's Site Address (if different than mailing address): Same
Generator's Phone: [illegible]

6. Transporter 1 Company Name: US E[illegible] Transportation
U.S. EPA ID Number: [illegible]

7. Transporter 2 Company Name:
U.S. EPA ID Number:

8. Designated Facility Name and Site Address: [illegible]
U.S. EPA ID Number: [illegible]
Facility's Phone: [illegible]

9a. HM	9b. U.S. DOT Description (including Proper Shipping Name, Hazard Class, ID Number, and Packing Group (if any))	10. Containers No.	10. Containers Type	11. Total Quantity	12. Unit Wt./Vol.	13. Waste Codes
X	1. RQ, UN 3077, Polychlorinated Biphenyls, Solid, Class 9, PG III	1	DT	EST 20,000	K	D[illegible]
	2.					
	3.					
	4.					

14. Special Handling Instructions and Additional Information
SES PO 19 E136
Approval #19004IWIL-OIS
Storage Start Date 6/10/2019

15. **GENERATOR'S/OFFEROR'S CERTIFICATION:** I hereby declare that the contents of this consignment are fully and accurately described above by the proper shipping name, and are classified, packaged, marked and labeled/placarded, and are in all respects in proper condition for transport according to applicable international and national governmental regulations. If export shipment and I am the Primary Exporter, I certify that the contents of this consignment conform to the terms of the attached EPA Acknowledgment of Consent.
I certify that the waste minimization statement identified in 40 CFR 262.27(a) (if I am a large quantity generator) or (b) (if I am a small quantity generator) is true.

Generator's/Offeror's Printed/Typed Name: Tom Fortino
Signature:
Month 6 Day 10 Year 19

INT'L

16. International Shipments ☐ Import to U.S. ☐ Export from U.S. Port of entry/exit:
Transporter signature (for exports only): Date leaving U.S.:

TRANSPORTER

17. Transporter Acknowledgment of Receipt of Materials
Transporter 1 Printed/Typed Name: Randy Akin
Signature:
Month 6 Day 12 Year 19
Transporter 2 Printed/Typed Name:
Signature:
Month Day Year

DESIGNATED FACILITY

18. Discrepancy
18a. Discrepancy Indication Space ☐ Quantity ☐ Type ☐ Residue ☐ Partial Rejection ☐ Full Rejection
Manifest Reference Number:
18b. Alternate Facility (or Generator) U.S. EPA ID Number
Facility's Phone:
18c. Signature of Alternate Facility (or Generator) Month Day Year

19. Hazardous Waste Report Management Method Codes (i.e., codes for hazardous waste treatment, disposal, and recycling systems)
1. 2. 3. 4.

20. Designated Facility Owner or Operator: Certification of receipt of hazardous materials covered by the manifest except as noted in Item 18a
Printed/Typed Name Signature Month Day Year

80280 Truck #197 H1929

Please print or type. Form Approved. OMB No. 2050-0039

UNIFORM HAZARDOUS WASTE MANIFEST

1. Generator ID Number: NYD001827633
2. Page 1 of 1
3. Emergency Response Phone: 844-834-3982
4. Manifest Tracking Number: 013578830 FLE

5. Generator's Name and Mailing Address: Amphenol, 40-50 Delaware St, Sidney, NY 13838
Generator's Phone: 607-563-5940
Generator's Site Address (if different than mailing address): Same

6. Transporter 1 Company Name: US Bulk Transport Inc.
U.S. EPA ID Number: PAD987347515

7. Transporter 2 Company Name:
U.S. EPA ID Number:

8. Designated Facility Name and Site Address: Wayne Disposal Inc, 49350 North I-94 Service Drive, Belleville, MI 48111
Facility's Phone: 734-697-2200
U.S. EPA ID Number: MID 048 090 633

9a. HM	9b. U.S. DOT Description (including Proper Shipping Name, Hazard Class, ID Number, and Packing Group (if any))	10. Containers No.	10. Containers Type	11. Total Quantity	12. Unit Wt./Vol.	13. Waste Codes		
X	1. RQ, UN3432 Polychlorinated Biphenyls, Solid (Soil) 9 PG III	1	DT	EST 20,000	K	PCB1	B007	
	2.							
	3.							
	4.							

14. Special Handling Instructions and Additional Information
SES PO 19-E136
Approval #190043WDI-OTS
Storage Start Date 6/10/2019

15. GENERATOR'S/OFFEROR'S CERTIFICATION: I hereby declare that the contents of this consignment are fully and accurately described above by the proper shipping name, and are classified, packaged, marked and labeled/placarded, and are in all respects in proper condition for transport according to applicable international and national governmental regulations. If export shipment and I am the Primary Exporter, I certify that the contents of this consignment conform to the terms of the attached EPA Acknowledgment of Consent.
I certify that the waste minimization statement identified in 40 CFR 262.27(a) (if I am a large quantity generator) or (b) (if I am a small quantity generator) is true.

Generator's/Offeror's Printed/Typed Name: Tom Bertino
Signature:
Month 6 Day 12 Year 19

16. International Shipments ☐ Import to U.S. ☐ Export from U.S. Port of entry/exit:
Transporter signature (for exports only): Date leaving U.S.:

17. Transporter Acknowledgment of Receipt of Materials
Transporter 1 Printed/Typed Name: Randy Akin
Signature:
Month 6 Day 12 Year 19
Transporter 2 Printed/Typed Name:
Signature:
Month Day Year

18. Discrepancy
18a. Discrepancy Indication Space ☐ Quantity ☐ Type ☐ Residue ☐ Partial Rejection ☐ Full Rejection
Manifest Reference Number:
18b. Alternate Facility (or Generator) U.S. EPA ID Number
Facility's Phone:
18c. Signature of Alternate Facility (or Generator) Month Day Year

19. Hazardous Waste Report Management Method Codes (i.e., codes for hazardous waste treatment, disposal, and recycling systems)
1. H132 2. 3. 4.

20. Designated Facility Owner or Operator: Certification of receipt of hazardous materials covered by the manifest except as noted in Item 18a
Printed/Typed Name: Antonio Cebsc
Signature:
Month 6 Day 13 Year 19

GENERATOR / INT'L / TRANSPORTER / DESIGNATED FACILITY

EPA Form 8700-22 (Rev. 12-17) Previous editions are obsolete. TRANSPORTER COPY

1-1939

Wayne Disposal, Inc.

49350 North I-94 Service Drive, Belleville, Michigan 48111

Receipt Preview

SESSLER ENVIRONMENTAL SERVICES, LLC
30 VANTAGE POINT DR., SUITE 4
ROCHESTER, NY 14624-1141

Receipt ID: 1310016
EQ Account #: 600964
Manifest / BOL: 013578830FLE
Transporter: US BULK
Date: 06/13/2019
Time In: 8:21 AM
Time Out:

Line	Description Generator	Qty. Unit
10	Wayne Disposal Host Community Agreement Royalty Fee	22.480 TONS
	Charge relates to: 013578830FLE - 1	
	NYD001827633 AMPHENOL CORPORATION	
	Gross: 80,280 **Tare:** 35,320 **Net:** 44,960	

NO SALVAGING ON PREMISES

Invoice: 509117 Receipt 03-00 1310016 Cod COD #2

11993623

US ecology CERTIFICATE OF DISPOSAL

FOR MANIFESTED PCB WASTE

This certificate is to verify the wastes identified as PCB Solids

and specified on Manifest # 013578830FLE, Line Item 1 has been landfilled on

6-13, 19 in accordance with all local, state and federal regulations by:

Wayne Disposal, Inc

(EPA I.D. # MID048090633)

49350 N. I-94 Service Drive, Belleville, Michigan 48111
Telephone: 800-592-5489
Fax: 800-593-5329

Under civil and criminal penalties of law for the making or submission of false or fraudulent statements or representations (18 U.S.C. 1001 and 15 U.S.C. 2615), I certify that the information contained in or accompanying this document is true, accurate and complete. As to the identified section(s) of this document for which I cannot personally verify truth and accuracy, I certify as the company official having supervisory responsibility for the persons who are acting under my direct instructions made the verification that this information is true accurate and complete.

Authorized Signature: _____

Form #REC-FM-043-BEL *The electronic version of this document is the controlled version. Each user is responsible for ensuring that any document being used is the current version* 6/12/17

Please print or type.

Form Approved. OMB No. 2050-0039

UNIFORM HAZARDOUS WASTE MANIFEST

1. Generator ID Number	2. Page 1 of	3. Emergency Response Phone	4. Manifest Tracking Number
[illegible]	1	[illegible]	013578831 FLE

5. Generator's Name and Mailing Address
Amphenol
[illegible] Delaware St
Sidney, NY 13838
Generator's Phone: [illegible]

Generator's Site Address (if different than mailing address)
Same

6. Transporter 1 Company Name
[illegible]

U.S. EPA ID Number
[illegible]

7. Transporter 2 Company Name

U.S. EPA ID Number

8. Designated Facility Name and Site Address
Wayne Disposal Inc
49350 North I-94 Service Drive
Belleville, MI 48111
Facility's Phone: [illegible]

U.S. EPA ID Number
[illegible]

9a. HM	9b. U.S. DOT Description (including Proper Shipping Name, Hazard Class, ID Number, and Packing Group (if any))	10. Containers No.	10. Containers Type	11. Total Quantity	12. Unit Wt./Vol.	13. Waste Codes
[illegible]	1. [illegible]	1	DT	19,900	K	[illegible]
	2.					
	3.					
	4.					

14. Special Handling Instructions and Additional Information
SES PO 19-E136
Approval #190043WDI-OTS
Storage Start Date 6/10/2019

15. **GENERATOR'S/OFFEROR'S CERTIFICATION:** I hereby declare that the contents of this consignment are fully and accurately described above by the proper shipping name, and are classified, packaged, marked and labeled/placarded, and are in all respects in proper condition for transport according to applicable international and national governmental regulations. If export shipment and I am the Primary Exporter, I certify that the contents of this consignment conform to the terms of the attached EPA Acknowledgment of Consent.
I certify that the waste minimization statement identified in 40 CFR 262.27(a) (if I am a large quantity generator) or (b) (if I am a small quantity generator) is true.

Generator's/Offeror's Printed/Typed Name: [illegible] | Signature: [illegible] | Month: 6 | Day: [illegible] | Year: 19

16. International Shipments ☐ Import to U.S. ☐ Export from U.S. Port of entry/exit:
Transporter signature (for exports only): Date leaving U.S.:

17. Transporter Acknowledgment of Receipt of Materials

Transporter 1 Printed/Typed Name: [illegible] | Signature: [illegible] | Month: [illegible] | Day: [illegible] | Year: [illegible]

Transporter 2 Printed/Typed Name | Signature | Month | Day | Year

18. Discrepancy

18a. Discrepancy Indication Space ☐ Quantity ☐ Type ☐ Residue ☐ Partial Rejection ☐ Full Rejection

Manifest Reference Number:

18b. Alternate Facility (or Generator) | U.S. EPA ID Number

Facility's Phone:

18c. Signature of Alternate Facility (or Generator) | Month | Day | Year

19. Hazardous Waste Report Management Method Codes (i.e., codes for hazardous waste treatment, disposal, and recycling systems)

1.	2.	3.	4.

20. Designated Facility Owner or Operator: Certification of receipt of hazardous materials covered by the manifest except as noted in Item 18a

Printed/Typed Name | Signature | Month | Day | Year

GENERATOR — INT'L — TRANSPORTER — DESIGNATED FACILITY

174 1-1927 82366

Please print or type.

Form Approved. OMB No. 2050-0039

UNIFORM HAZARDOUS WASTE MANIFEST

1. Generator ID Number	2. Page 1 of	3. Emergency Response Phone	4. Manifest Tracking Number
[illegible]	1	[illegible]	013578831 FLE

5. Generator's Name and Mailing Address
Amphenol
40-60 Delaware St
Sidney, NY 13838
Generator's Phone: 607-563-5940

Generator's Site Address (if different than mailing address)
Same

6. Transporter 1 Company Name: US Bulk Transport Inc
U.S. EPA ID Number: [illegible]

7. Transporter 2 Company Name:
U.S. EPA ID Number:

8. Designated Facility Name and Site Address
Wayne Disposal Inc
49350 North I-94 Service Drive
Belleville, MI 48111
Facility's Phone: [illegible]
U.S. EPA ID Number: MID 048 090 633

9a. HM	9b. U.S. DOT Description (including Proper Shipping Name, Hazard Class, ID Number, and Packing Group (if any))	10. Containers No.	10. Containers Type	11. Total Quantity	12. Unit Wt./Vol.	13. Waste Codes
X	1. RQ, UN3432 Polychlorinated Biphenyls, Solid (Soil) 9 PG,III	1	DT	19 100	K	PCB1 R007
	2.					
	3.					
	4.					

14. Special Handling Instructions and Additional Information
SES PO 19-E136
Approval E190043WDI-OTS
Storage Start Date 6/10/2019

15. GENERATOR'S/OFFEROR'S CERTIFICATION: I hereby declare that the contents of this consignment are fully and accurately described above by the proper shipping name, and are classified, packaged, marked and labeled/placarded, and are in all respects in proper condition for transport according to applicable international and national governmental regulations. If export shipment and I am the Primary Exporter, I certify that the contents of this consignment conform to the terms of the attached EPA Acknowledgment of Consent.
I certify that the waste minimization statement identified in 40 CFR 262.27(a) (if I am a large quantity generator) or (b) (if I am a small quantity generator) is true.

Generator's/Offeror's Printed/Typed Name: Tom Bertino
Signature: [signature]
Month 6 Day 12 Year 19

16. International Shipments ☐ Import to U.S. ☐ Export from U.S. Port of entry/exit:
Transporter signature (for exports only): Date leaving U.S.:

17. Transporter Acknowledgment of Receipt of Materials
Transporter 1 Printed/Typed Name: Victor L Tracy
Signature: [signature]
Month 6 Day 12 Year 19
Transporter 2 Printed/Typed Name:
Signature:
Month Day Year

18. Discrepancy
18a. Discrepancy Indication Space ☐ Quantity ☐ Type ☐ Residue ☐ Partial Rejection ☐ Full Rejection
Manifest Reference Number:
18b. Alternate Facility (or Generator)
U.S. EPA ID Number
Facility's Phone:
18c. Signature of Alternate Facility (or Generator)
Month Day Year

19. Hazardous Waste Report Management Method Codes (i.e., codes for hazardous waste treatment, disposal, and recycling systems)

1.	2.	3.	4.
H132			

20. Designated Facility Owner or Operator: Certification of receipt of hazardous materials covered by the manifest except as noted in Item 18a
Printed/Typed Name: Chris Gissom
Signature: [signature]
Month 6 Day 17 Year 19

GENERATOR / INT'L / TRANSPORTER / DESIGNATED FACILITY

Form 8700-22 (Rev. 12-17) Previous editions are obsolete.

TRANSPORTER COPY

Invoice: 510951 Receipt 03-00 1310017 Cod COD #2

US ecology CERTIFICATE OF DISPOSAL

FOR MANIFESTED PCB WASTE

This certificate is to verify the wastes identified as PCB Solids

and specified on Manifest # 013578831FLE, Line Item 1 has been landfilled on

6-13, 19 in accordance with all local, state and federal regulations by:

Wayne Disposal, Inc

(EPA I.D. # MID048090633)

49350 N. I-94 Service Drive, Belleville, Michigan 48111
Telephone: 800-592-5489
Fax: 800-593-5329

Under civil and criminal penalties of law for the making or submission of false or fraudulent statements or representations (18 U.S.C. 1001 and 15 U.S.C. 2615), I certify that the information contained in or accompanying this document is true, accurate and complete. As to the identified section(s) of this document for which I cannot personally verify truth and accuracy, I certify as the company official having supervisory responsibility for the persons who are acting under my direct instructions made the verification that this information is true accurate and complete.

Authorized Signature: _____

Wayne Disposal, Inc.

49350 North I-94 Service Drive, Belleville, Michigan 48111

F-1927

Receipt Preview

SESSLER ENVIRONMENTAL SERVICES, LLC
30 VANTAGE POINT DR., SUITE 4
ROCHESTER, NY 14624-1141

Receipt ID: 1310017
EQ Account #: 600964
Manifest / BOL: 013578831FLE
Transporter: US BULK
Date: 06/13/2019
Time In: 8:24 AM
Time Out:

Line	Description Generator	Qty. Unit
10	Wayne Disposal Host Community Agreement Royalty Fee	25.170 TONS
	Charge relates to: 013578831FLE - 1	
	NYD001827633 AMPHENOL CORPORATION	
	Gross: 82,360 Tare: 32,020 Net; 50,340	

NO SALVAGING ON PREMISES

Please print or type.

Form Approved. OMB No. 2050-0039

UNIFORM HAZARDOUS WASTE MANIFEST

1. Generator ID Number: [illegible]
2. Page 1 of 1
3. Emergency Response Phone: [illegible]
4. Manifest Tracking Number: 013578832 FLE

5. Generator's Name and Mailing Address
Amphenol
[illegible]
Sidney, NY [illegible]
Generator's Phone: [illegible]

Generator's Site Address (if different than mailing address): Same

6. Transporter 1 Company Name: US Bulk Transport Inc.
U.S. EPA ID Number: [illegible]

7. Transporter 2 Company Name:
U.S. EPA ID Number:

8. Designated Facility Name and Site Address
Wayne Disposal Inc.
[illegible] North [illegible] Service Drive
Belleville, MI 48111
Facility's Phone: [illegible]
U.S. EPA ID Number: [illegible]

9a. HM	9b. U.S. DOT Description (including Proper Shipping Name, Hazard Class, ID Number, and Packing Group (if any))	10. Containers No.	10. Containers Type	11. Total Quantity	12. Unit Wt./Vol.	13. Waste Codes
[illegible]	1. RQ, UN3432 Polychlorinated Biphenyls, Solid, Gas [illegible]	1	DT	1 [illegible]	[illegible]	[illegible]
	2.					
	3.					
	4.					

14. Special Handling Instructions and Additional Information
SES PO 19 E136
Approval #190043WDI-GTS
Storage Start Date 6/13/2019

15. **GENERATOR'S/OFFEROR'S CERTIFICATION:** I hereby declare that the contents of this consignment are fully and accurately described above by the proper shipping name, and are classified, packaged, marked and labeled/placarded, and are in all respects in proper condition for transport according to applicable international and national governmental regulations. If export shipment and I am the Primary Exporter, I certify that the contents of this consignment conform to the terms of the attached EPA Acknowledgment of Consent.
I certify that the waste minimization statement identified in 40 CFR 262.27(a) (if I am a large quantity generator) or (b) (if I am a small quantity generator) is true.

Generator's/Offeror's Printed/Typed Name: [illegible] Signature: [illegible] Month: [illegible] Day: [illegible] Year: [illegible]

16. International Shipments ☐ Import to U.S. ☐ Export from U.S. Port of entry/exit:
Transporter signature (for exports only): Date leaving U.S.:

17. Transporter Acknowledgment of Receipt of Materials
Transporter 1 Printed/Typed Name: Scott E Green Signature: Scott E Green Month: 6 Day: 10 Year: 19
Transporter 2 Printed/Typed Name: Signature: Month: Day: Year:

18. Discrepancy
18a. Discrepancy Indication Space ☐ Quantity ☐ Type ☐ Residue ☐ Partial Rejection ☐ Full Rejection
Manifest Reference Number:
18b. Alternate Facility (or Generator) U.S. EPA ID Number
Facility's Phone:
18c. Signature of Alternate Facility (or Generator) Month Day Year

19. Hazardous Waste Report Management Method Codes (i.e., codes for hazardous waste treatment, disposal, and recycling systems)
1. 2. 3. 4.

20. Designated Facility Owner or Operator: Certification of receipt of hazardous materials covered by the manifest except as noted in Item 18a
Printed/Typed Name Signature Month Day Year

GENERATOR / INT'L / TRANSPORTER / DESIGNATED FACILITY

EPA Form 8700-22 (Rev. 12-17) Previous editions are obsolete.

GENERATOR'S INITIAL COPY

#176 [75780] 1-1828

Please print or type. Form Approved. OMB No. 2050-0039

UNIFORM HAZARDOUS WASTE MANIFEST	1. Generator ID Number	2. Page 1 of	3. Emergency Response Phone	4. Manifest Tracking Number
	NYD001827533	1	844-834-3082	013578832 FLE

GENERATOR

5. Generator's Name and Mailing Address
Amphenol
40-60 Delaware St
Sidney, NY 13838
Generator's Phone: 607-563-5940

Generator's Site Address (if different than mailing address)
Same

6. Transporter 1 Company Name: US Bulk Transport Inc.
U.S. EPA ID Number: PAD987347515

7. Transporter 2 Company Name:
U.S. EPA ID Number:

8. Designated Facility Name and Site Address
Wayne Disposal Inc
49350 North I-94 Service Drive
Belleveille, MI 48111
Facility's Phone: 734-697-2200
U.S. EPA ID Number: MID 048 090 633

9a. HM	9b. U.S. DOT Description (including Proper Shipping Name, Hazard Class, ID Number, and Packing Group (if any))	10. Containers No.	10. Containers Type	11. Total Quantity	12. Unit Wt./Vol.	13. Waste Codes
X	1. RQ, UN3432 Polychlorinated Biphenyls, Solid (Soil) 9 PG,III	1	DT	Est 20,000	K	PCB1 B007
	2.					
	3.					
	4.					

14. Special Handling Instructions and Additional Information
SES PO 19-E136
Approval #190043WDI-OTS
Storage Start Date 6/10/2019

15. GENERATOR'S/OFFEROR'S CERTIFICATION: I hereby declare that the contents of this consignment are fully and accurately described above by the proper shipping name, and are classified, packaged, marked and labeled/placarded, and are in all respects in proper condition for transport according to applicable international and national governmental regulations. If export shipment and I am the Primary Exporter, I certify that the contents of this consignment conform to the terms of the attached EPA Acknowledgment of Consent.
I certify that the waste minimization statement identified in 40 CFR 262.27(a) (if I am a large quantity generator) or (b) (if I am a small quantity generator) is true.

Generator's/Offeror's Printed/Typed Name: Tom Fertino
Signature: [signature]
Month 6 Day 12 Year 19

INT'L

16. International Shipments ☐ Import to U.S. ☐ Export from U.S. Port of entry/exit:
Transporter signature (for exports only): Date leaving U.S.:

TRANSPORTER

17. Transporter Acknowledgment of Receipt of Materials
Transporter 1 Printed/Typed Name: Scott E Green
Signature: Scott E Green
Month 6 Day 12 Year 19
Transporter 2 Printed/Typed Name:
Signature:
Month Day Year

DESIGNATED FACILITY

18. Discrepancy
18a. Discrepancy Indication Space ☐ Quantity ☐ Type ☐ Residue ☐ Partial Rejection ☐ Full Rejection
Manifest Reference Number:
18b. Alternate Facility (or Generator)
U.S. EPA ID Number
Facility's Phone:
18c. Signature of Alternate Facility (or Generator)
Month Day Year

19. Hazardous Waste Report Management Method Codes (i.e., codes for hazardous waste treatment, disposal, and recycling systems)
1. H132 2. 3. 4.

20. Designated Facility Owner or Operator: Certification of receipt of hazardous materials covered by the manifest except as noted in Item 18a
Printed/Typed Name: Antonio Cebar
Signature: [signature]
Month 6 Day 13 Year 19

EPA Form 8700-22 (Rev. 12-17) Previous editions are obsolete. TRANSPORTER COPY

Wayne Disposal, Inc.

1-1928

49350 North I-94 Service Drive, Belleville, Michigan 48111

Receipt Preview

SESSLER ENVIRONMENTAL SERVICES, LLC
30 VANTAGE POINT DR., SUITE 4
ROCHESTER, NY 14624-1141

Receipt ID: 1310020
EQ Account #: 600964
Manifest / BOL: 013578832FLE
Transporter: US BULK
Date: 06/13/2019
Time In: 8:47 AM
Time Out:

Line	Description Generator	Qty. Unit
10	Wayne Disposal Host Community Agreement Royalty Fee Charge relates to: 013578832FLE - 1 NYD001827633 AMPHENOL CORPORATION **Gross:** 75,780 **Tare:** 31,560 **Net:** 44,220	22.110 TONS

NO SALVAGING ON PREMISES

Invoice: 510951 Receipt 03-00 1310020 Cod COD #2

US ecology CERTIFICATE OF DISPOSAL

FOR MANIFESTED PCB WASTE

This certificate is to verify the wastes identified as PCB Solids

and specified on Manifest # 013578833FLE, Line Item 1 has been landfilled on

6-13, 19 in accordance with all local, state and federal regulations by:

Wayne Disposal, Inc

(EPA I.D. # MID048090633)

49350 N. I-94 Service Drive, Belleville, Michigan 48111
Telephone: 800-592-5489
Fax: 800-593-5329

Under civil and criminal penalties of law for the making or submission of false or fraudulent statements or representations (18 U.S.C. 1001 and 15 U.S.C. 2615), I certify that the information contained in or accompanying this document is true, accurate and complete. As to the identified section(s) of this document for which I cannot personally verify truth and accuracy, I certify as the company official having supervisory responsibility for the persons who are acting under my direct instructions made the verification that this information is true accurate and complete.

Authorized Signature: _____

Please print or type.

Form Approved. OMB No. 2050-0039

UNIFORM HAZARDOUS WASTE MANIFEST

1. Generator ID Number	2. Page 1 of	3. Emergency Response Phone	4. Manifest Tracking Number
[illegible]	1	[illegible]	013578833 FLE

GENERATOR

5. Generator's Name and Mailing Address
[illegible]
Generator's Phone: [illegible]

Generator's Site Address (if different than mailing address)
[illegible]

6. Transporter 1 Company Name
[illegible]

U.S. EPA ID Number
[illegible]

7. Transporter 2 Company Name

U.S. EPA ID Number

8. Designated Facility Name and Site Address
Wayne Disposal Inc
49350 North I-94 Service Drive
Belleville MI 48111
Facility's Phone: [illegible]

U.S. EPA ID Number
MID 048 090 633

9a. HM	9b. U.S. DOT Description (including Proper Shipping Name, Hazard Class, ID Number, and Packing Group (if any))	10. Containers No.	10. Containers Type	11. Total Quantity	12. Unit Wt./Vol.	13. Waste Codes		
	1. [illegible]	[illegible]	DT	[illegible]	P	[illegible]	[illegible]	
	2.							
	3.							
	4.							

14. Special Handling Instructions and Additional Information
SES PO 19 E136
Approval #[illegible]
Storage Start Date 6/13/2019

15. **GENERATOR'S/OFFEROR'S CERTIFICATION:** I hereby declare that the contents of this consignment are fully and accurately described above by the proper shipping name, and are classified, packaged, marked and labeled/placarded, and are in all respects in proper condition for transport according to applicable international and national governmental regulations. If export shipment and I am the Primary Exporter, I certify that the contents of this consignment conform to the terms of the attached EPA Acknowledgment of Consent.
I certify that the waste minimization statement identified in 40 CFR 262.27(a) (if I am a large quantity generator) or (b) (if I am a small quantity generator) is true.

Generator's/Offeror's Printed/Typed Name [illegible] | Signature [illegible] | Month [illegible] | Day [illegible] | Year [illegible]

INT'L

16. International Shipments ☐ Import to U.S. ☐ Export from U.S. Port of entry/exit: _____
Transporter signature (for exports only): Date leaving U.S.:

TRANSPORTER

17. Transporter Acknowledgment of Receipt of Materials

Transporter 1 Printed/Typed Name [illegible] | Signature [illegible] | Month 6 | Day 13 | Year 19

Transporter 2 Printed/Typed Name | Signature | Month | Day | Year

DESIGNATED FACILITY

18. Discrepancy

18a. Discrepancy Indication Space ☐ Quantity ☐ Type ☐ Residue ☐ Partial Rejection ☐ Full Rejection

Manifest Reference Number:

18b. Alternate Facility (or Generator) | U.S. EPA ID Number
Facility's Phone:

18c. Signature of Alternate Facility (or Generator) | Month | Day | Year

19. Hazardous Waste Report Management Method Codes (i.e., codes for hazardous waste treatment, disposal, and recycling systems)

1.	2.	3.	4.

20. Designated Facility Owner or Operator: Certification of receipt of hazardous materials covered by the manifest except as noted in Item 18a

Printed/Typed Name | Signature | Month | Day | Year

#146 - 87,060 1913

Please print or type.

Form Approved. OMB No. 2050-0039

UNIFORM HAZARDOUS WASTE MANIFEST

1. Generator ID Number: NYD001827533
2. Page 1 of 1
3. Emergency Response Phone: 844-834-3082
4. Manifest Tracking Number: 013578833 FLE

5. Generator's Name and Mailing Address:
Amphenol
40-60 Delaware St
Sidney, NY 13838
Generator's Phone: 607-563-5940

Generator's Site Address (if different than mailing address): Same

6. Transporter 1 Company Name: US Bulk Transport Inc
U.S. EPA ID Number: PAD087347515

7. Transporter 2 Company Name:
U.S. EPA ID Number:

8. Designated Facility Name and Site Address:
Wayne Disposal Inc
49350 North I-94 Service Drive
Belleville, MI 48111
Facility's Phone: 734-697-9200
U.S. EPA ID Number: MID 048 090 633

9a. HM	9b. U.S. DOT Description (including Proper Shipping Name, Hazard Class, ID Number, and Packing Group (if any))	10. Containers No.	10. Containers Type	11. Total Quantity	12. Unit Wt./Vol.	13. Waste Codes
X	1. RQ, UN3432 Polychlorinated Biphenyls, Solid (Soil) 9 PG,III	1	DT	Est 20,000	K	PCB1 R007
	2.					
	3.					
	4.					

14. Special Handling Instructions and Additional Information
SES PO 19-E136
Approval #190043WDI-OTS
Storage Start Date 6/10/2019

15. GENERATOR'S/OFFEROR'S CERTIFICATION: I hereby declare that the contents of this consignment are fully and accurately described above by the proper shipping name, and are classified, packaged, marked and labeled/placarded, and are in all respects in proper condition for transport according to applicable international and national governmental regulations. If export shipment and I am the Primary Exporter, I certify that the contents of this consignment conform to the terms of the attached EPA Acknowledgment of Consent.
I certify that the waste minimization statement identified in 40 CFR 262.27(a) (if I am a large quantity generator) or (b) (if I am a small quantity generator) is true.

Generator's/Offeror's Printed/Typed Name: Tom Bertino
Signature:
Month 6 Day 13 Year 19

16. International Shipments ☐ Import to U.S. ☐ Export from U.S. Port of entry/exit:
Transporter signature (for exports only): Date leaving U.S.:

17. Transporter Acknowledgment of Receipt of Materials
Transporter 1 Printed/Typed Name: Michael Kuppel
Signature:
Month 6 Day 13 Year 19
Transporter 2 Printed/Typed Name:
Signature:
Month Day Year

18. Discrepancy
18a. Discrepancy Indication Space ☐ Quantity ☐ Type ☐ Residue ☐ Partial Rejection ☐ Full Rejection
Manifest Reference Number:

18b. Alternate Facility (or Generator)
U.S. EPA ID Number:
Facility's Phone:

18c. Signature of Alternate Facility (or Generator)
Month Day Year

19. Hazardous Waste Report Management Method Codes (i.e., codes for hazardous waste treatment, disposal, and recycling systems)
1. H132
2.
3.
4.

20. Designated Facility Owner or Operator: Certification of receipt of hazardous materials covered by the manifest except as noted in Item 18a
Printed/Typed Name: Antonio Cabsu
Signature:
Month 6 Day 14 Year 19

GENERATOR / INT'L / TRANSPORTER / DESIGNATED FACILITY

EPA Form 8700-22 (Rev. 12-17) Previous editions are obsolete.

TRANSPORTER COPY

Wayne Disposal, Inc.

49350 North I-94 Service Drive, Belleville, Michigan 48111

1-1913

Receipt Preview

SESSLER ENVIRONMENTAL SERVICES, LLC
30 VANTAGE POINT DR., SUITE 4
ROCHESTER, NY 14624-1141

Receipt ID: 1310099
EQ Account #: 600964
Manifest / BOL: 013578833FLE
Transporter: US BULK
Date: 06/14/2019
Time In: 8:47 AM
Time Out:

Line	Description Generator	Qty. Unit
10	Wayne Disposal Host Community Agreement Royalty Fee	27.180 TONS
	Charge relates to: 013578833FLE - 1	
	NYD001827633 AMPHENOL CORPORATION	
	Gross: 87,060 **Tare:** 32,700 **Net:** 54,360	

NO SALVAGING ON PREMISES

US ecology CERTIFICATE OF DISPOSAL

FOR MANIFESTED PCB WASTE

This certificate is to verify the wastes identified as PCB Solids

and specified on Manifest # 013578833ELE, Line Item 1 has been landfilled on 6-14, 19 in accordance with all local, state and federal regulations by:

Wayne Disposal, Inc

(EPA I.D. # MID048090633)

49350 N. I-94 Service Drive, Belleville, Michigan 48111
Telephone: 800-592-5489
Fax: 800-593-5329

Under civil and criminal penalties of law for the making or submission of false or fraudulent statements or representations (18 U.S.C. 1001 and 15 U.S.C. 2615), I certify that the information contained in or accompanying this document is true, accurate and complete. As to the identified section(s) of this document for which I cannot personally verify truth and accuracy, I certify as the company official having supervisory responsibility for the persons who are acting under my direct instructions made the verification that this information is true accurate and complete.

Authorized Signature: _____

Please print or type.

Form Approved. OMB No. 2050-0039

UNIFORM HAZARDOUS WASTE MANIFEST

1. Generator ID Number	2. Page 1 of	3. Emergency Response Phone	4. Manifest Tracking Number
[illegible]	1	[illegible]	013578834 FLE

5. Generator's Name and Mailing Address
Amphenol
40-60 Delaware St
Sidney, NY 13838
Generator's Phone: [illegible]

Generator's Site Address (if different than mailing address)
Same

6. Transporter 1 Company Name: US Bulk Transport Inc
U.S. EPA ID Number: [illegible]

7. Transporter 2 Company Name:
U.S. EPA ID Number:

8. Designated Facility Name and Site Address
Wayne Disposal Inc
49350 North I-94 Service Drive
Bellaville, MI 48111
Facility's Phone: [illegible]

U.S. EPA ID Number: [illegible]

9a. HM	9b. U.S. DOT Description (including Proper Shipping Name, Hazard Class, ID Number, and Packing Group (if any))	10. Containers No.	10. Containers Type	11. Total Quantity	12. Unit Wt./Vol.	13. Waste Codes
X	1. [illegible]	1	DT	20	[illegible]	[illegible]
	2.					
	3.					
	4.					

14. Special Handling Instructions and Additional Information
SES PO 19-E136
Approval #190043WDI OTS
Storage Start Date 6/10/2019

15. **GENERATOR'S/OFFEROR'S CERTIFICATION:** I hereby declare that the contents of this consignment are fully and accurately described above by the proper shipping name, and are classified, packaged, marked and labeled/placarded, and are in all respects in proper condition for transport according to applicable international and national governmental regulations. If export shipment and I am the Primary Exporter, I certify that the contents of this consignment conform to the terms of the attached EPA Acknowledgment of Consent.
I certify that the waste minimization statement identified in 40 CFR 262.27(a) (if I am a large quantity generator) or (b) (if I am a small quantity generator) is true.

Generator's/Offeror's Printed/Typed Name: [illegible] Signature: [illegible] Month 6 Day 13 Year 19

16. International Shipments ☐ Import to U.S. ☐ Export from U.S. Port of entry/exit:
Transporter signature (for exports only): Date leaving U.S.:

17. Transporter Acknowledgment of Receipt of Materials

Transporter 1 Printed/Typed Name: [illegible] Signature: [illegible] Month 6 Day 13 Year 19

Transporter 2 Printed/Typed Name: Signature: [illegible] Month 6 Day 13 Year 19

18. Discrepancy

18a. Discrepancy Indication Space ☐ Quantity ☐ Type ☐ Residue ☐ Partial Rejection ☐ Full Rejection

Manifest Reference Number:

18b. Alternate Facility (or Generator) U.S. EPA ID Number

Facility's Phone:

18c. Signature of Alternate Facility (or Generator) Month Day Year

19. Hazardous Waste Report Management Method Codes (i.e., codes for hazardous waste treatment, disposal, and recycling systems)

1.	2.	3.	4.

20. Designated Facility Owner or Operator: Certification of receipt of hazardous materials covered by the manifest except as noted in Item 18a

Printed/Typed Name Signature Month Day Year

GENERATOR — INT'L — TRANSPORTER — DESIGNATED FACILITY

321 B37CC 1-1963

Please print or type.

Form Approved. OMB No. 2050-0039

UNIFORM HAZARDOUS WASTE MANIFEST

1. Generator ID Number: NYD001827633
2. Page 1 of 1
3. Emergency Response Phone: 844-834-3582
4. Manifest Tracking Number: 013578834 FLE

5. Generator's Name and Mailing Address
Amphenol
40-60 Delaware St
Sidney, NY 13838
Generator's Phone: 607-563-5940

Generator's Site Address (if different than mailing address): Same

6. Transporter 1 Company Name: US Bulk Transport Inc.
U.S. EPA ID Number: PAD987347515

7. Transporter 2 Company Name:
U.S. EPA ID Number:

8. Designated Facility Name and Site Address
Wayne Disposal Inc
49350 North I-94 Service Drive
Belleville, MI 48111
Facility's Phone: 734-697-2200
U.S. EPA ID Number: MID 048 090 633

9a. HM	9b. U.S. DOT Description (including Proper Shipping Name, Hazard Class, ID Number, and Packing Group (if any))	10. Containers No.	10. Containers Type	11. Total Quantity	12. Unit Wt./Vol.	13. Waste Codes		
X	1. RQ, UN3432 Polychlorinated Biphenyls, Solid (Soil), 9 PG,III	1	DT	20000	K	PCB1	B007	
	2.							
	3.							
	4.							

14. Special Handling Instructions and Additional Information
SES PO 19-E136
Approval #190043WDI-OTS
Storage Start Date 6/10/2019

15. **GENERATOR'S/OFFEROR'S CERTIFICATION:** I hereby declare that the contents of this consignment are fully and accurately described above by the proper shipping name, and are classified, packaged, marked and labeled/placarded, and are in all respects in proper condition for transport according to applicable international and national governmental regulations. If export shipment and I am the Primary Exporter, I certify that the contents of this consignment conform to the terms of the attached EPA Acknowledgment of Consent.
I certify that the waste minimization statement identified in 40 CFR 262.27(a) (if I am a large quantity generator) or (b) (if I am a small quantity generator) is true.

Generator's/Offeror's Printed/Typed Name: Tom Bertino
Signature:
Month 6 Day 13 Year 19

16. International Shipments ☐ Import to U.S. ☐ Export from U.S. Port of entry/exit:
Transporter signature (for exports only): Date leaving U.S.:

17. Transporter Acknowledgment of Receipt of Materials
Transporter 1 Printed/Typed Name: Justin Rablope
Signature:
Month 6 Day 13 Year 19
Transporter 2 Printed/Typed Name:
Signature:
Month 6 Day 13 Year 19

18. Discrepancy
18a. Discrepancy Indication Space ☐ Quantity ☐ Type ☐ Residue ☐ Partial Rejection ☐ Full Rejection
Manifest Reference Number:
18b. Alternate Facility (or Generator)
U.S. EPA ID Number
Facility's Phone:
18c. Signature of Alternate Facility (or Generator)
Month Day Year

19. Hazardous Waste Report Management Method Codes (i.e., codes for hazardous waste treatment, disposal, and recycling systems)
1. ~~H135~~ H132
2.
3.
4.

20. Designated Facility Owner or Operator: Certification of receipt of hazardous materials covered by the manifest except as noted in Item 18a
Printed/Typed Name: Antonio Cabser
Signature:
Month 6 Day 14 Year 19

GENERATOR / INT'L / TRANSPORTER / DESIGNATED FACILITY

EPA Form 8700-22 (Rev. 12-17) Previous editions are obsolete.

TRANSPORTER COPY

Wayne Disposal, Inc.

1-1963

49350 North I-94 Service Drive, Belleville, Michigan 48111

Receipt Preview

SESSLER ENVIRONMENTAL SERVICES, LLC
30 VANTAGE POINT DR., SUITE 4
ROCHESTER, NY 14624-1141

Receipt ID: 1310098
EQ Account #: 600964
Manifest / BOL: 013578834FLE
Transporter: US BULK
Date: 06/14/2019
Time In: 8:43 AM
Time Out:

Line	Description Generator	Qty. Unit
10	Wayne Disposal Host Community Agreement Royalty Fee	24.670 TONS
	Charge relates to: 013578834FLE - 1	
	NYD001827633 AMPHENOL CORPORATION	
	Gross: 83,720 Tare: 34,380 Net: 49,340	

NO SALVAGING ON PREMISES

Invoice: 510951 Receipt 03-00 1310098 Cod COD #2

US ecology CERTIFICATE OF DISPOSAL

FOR MANIFESTED PCB WASTE

This certificate is to verify the wastes identified as PCB Solids

and specified on Manifest # 013578834FLE, Line Item 1 has been landfilled on

6-14, 19 in accordance with all local, state and federal regulations by:

Wayne Disposal, Inc

(EPA I.D. # MID048090633)

49350 N. I-94 Service Drive, Belleville, Michigan 48111
Telephone: 800-592-5489
Fax: 800-593-5329

Under civil and criminal penalties of law for the making or submission of false or fraudulent statements or representations (18 U.S.C. 1001 and 15 U.S.C. 2615), I certify that the information contained in or accompanying this document is true, accurate and complete. As to the identified section(s) of this document for which I cannot personally verify truth and accuracy, I certify as the company official having supervisory responsibility for the persons who are acting under my direct instructions made the verification that this information is true accurate and complete.

Authorized Signature: [signature]

Form #REC-FM-043 BEL *The electronic version of this document is the controlled version. Each user is responsible for ensuring that any document being used is the current version* 8/12/17

12003106

Please print or type.

Form Approved. OMB No. 2050-0039

UNIFORM HAZARDOUS WASTE MANIFEST

1. Generator ID Number: [illegible]
2. Page 1 of 1
3. Emergency Response Phone: [illegible]
4. Manifest Tracking Number: 013578835 FLE

5. Generator's Name and Mailing Address
Amphenol
[illegible]
[illegible]
Generator's Phone: [illegible]

Generator's Site Address (if different than mailing address)
Same

6. Transporter 1 Company Name: US Bulk Transport Inc
U.S. EPA ID Number: [illegible]

7. Transporter 2 Company Name:
U.S. EPA ID Number:

8. Designated Facility Name and Site Address
Waste Disposal Inc
[illegible] North I-94 Service Drive
Belleville, MI 48111
Facility's Phone: [illegible]
U.S. EPA ID Number: MID [illegible]

9a. HM	9b. U.S. DOT Description (including Proper Shipping Name, Hazard Class, ID Number, and Packing Group (if any))	10. Containers No.	10. Containers Type	11. Total Quantity	12. Unit Wt./Vol.	13. Waste Codes
X	1. RQ UN3432 Polychlorinated Biphenyls Solid Soil PPG [illegible]	1	DT	[illegible]	X	[illegible]
	2.					
	3.					
	4.					

14. Special Handling Instructions and Additional Information
SES PO 19 E136
Approval #190043WDI-OTS
Storage Start Date 6/10/2019

15. **GENERATOR'S/OFFEROR'S CERTIFICATION:** I hereby declare that the contents of this consignment are fully and accurately described above by the proper shipping name, and are classified, packaged, marked and labeled/placarded, and are in all respects in proper condition for transport according to applicable international and national governmental regulations. If export shipment and I am the Primary Exporter, I certify that the contents of this consignment conform to the terms of the attached EPA Acknowledgment of Consent.
I certify that the waste minimization statement identified in 40 CFR 262.27(a) (if I am a large quantity generator) or (b) (if I am a small quantity generator) is true.

Generator's/Offeror's Printed/Typed Name: [illegible]
Signature: [illegible]
Month: 6 Day: [illegible] Year: [illegible]

16. International Shipments ☐ Import to U.S. ☐ Export from U.S. Port of entry/exit:
Transporter signature (for exports only): Date leaving U.S.:

17. Transporter Acknowledgment of Receipt of Materials
Transporter 1 Printed/Typed Name: [illegible]
Signature: [illegible]
Month: [illegible] Day: [illegible] Year: [illegible]

Transporter 2 Printed/Typed Name:
Signature:
Month: Day: Year:

18. Discrepancy
18a. Discrepancy Indication Space ☐ Quantity ☐ Type ☐ Residue ☐ Partial Rejection ☐ Full Rejection
Manifest Reference Number:

18b. Alternate Facility (or Generator)
U.S. EPA ID Number:
Facility's Phone:

18c. Signature of Alternate Facility (or Generator)
Month Day Year

19. Hazardous Waste Report Management Method Codes (i.e., codes for hazardous waste treatment, disposal, and recycling systems)

1.	2.	3.	4.

20. Designated Facility Owner or Operator: Certification of receipt of hazardous materials covered by the manifest except as noted in Item 18a
Printed/Typed Name:
Signature:
Month Day Year

GENERATOR — INT'L — TRANSPORTER — DESIGNATED FACILITY

#137 87,380 1-1691

Please print or type. Form Approved. OMB No. 2050-0039

UNIFORM HAZARDOUS WASTE MANIFEST

1. Generator ID Number: NYD001927633
2. Page 1 of 1
3. Emergency Response Phone: 844-824-3082
4. Manifest Tracking Number: 013578835 FLE

5. Generator's Name and Mailing Address
Amphenol
40-60 Delaware St
Sidney, NY 13838
Generator's Phone: 607-563-5940

Generator's Site Address (if different than mailing address): Same

6. Transporter 1 Company Name: US Bulk Transport Inc.
U.S. EPA ID Number: PAD087347515

7. Transporter 2 Company Name:
U.S. EPA ID Number:

8. Designated Facility Name and Site Address
Wayne Disposal Inc
49350 North I-94 Service Drive
Belleville, MI 48111
Facility's Phone: 734-697-2000
U.S. EPA ID Number: MID 048 090 633

9a. HM	9b. U.S. DOT Description (including Proper Shipping Name, Hazard Class, ID Number, and Packing Group (if any))	10. Containers No.	10. Containers Type	11. Total Quantity	12. Unit Wt./Vol.	13. Waste Codes
X	1. RQ, UN3432 Polychlorinated Biphenyls, Solid (Soil) 9 PG,III	1	DT	20.00	K	PCB1 B007
	2.					
	3.					
	4.					

14. Special Handling Instructions and Additional Information
SES PO 19-E136
Approval E190043WDI-OTS
Storage Start Date 6/10/2019

15. GENERATOR'S/OFFEROR'S CERTIFICATION: I hereby declare that the contents of this consignment are fully and accurately described above by the proper shipping name, and are classified, packaged, marked and labeled/placarded, and are in all respects in proper condition for transport according to applicable international and national governmental regulations. If export shipment and I am the Primary Exporter, I certify that the contents of this consignment conform to the terms of the attached EPA Acknowledgment of Consent.
I certify that the waste minimization statement identified in 40 CFR 262.27(a) (if I am a large quantity generator) or (b) (if I am a small quantity generator) is true.

Generator's/Offeror's Printed/Typed Name: Tom Bertino
Signature: [signature]
Month 6 Day 13 Year 19

16. International Shipments ☐ Import to U.S. ☐ Export from U.S. Port of entry/exit:
Transporter signature (for exports only): Date leaving U.S.:

17. Transporter Acknowledgment of Receipt of Materials
Transporter 1 Printed/Typed Name: Michael Kuegel
Signature: [signature]
Month 6 Day 13 Year 19
Transporter 2 Printed/Typed Name:
Signature:
Month Day Year

18. Discrepancy
18a. Discrepancy Indication Space ☐ Quantity ☐ Type ☐ Residue ☐ Partial Rejection ☐ Full Rejection
Manifest Reference Number:

18b. Alternate Facility (or Generator)
U.S. EPA ID Number:
Facility's Phone:

18c. Signature of Alternate Facility (or Generator)
Month Day Year

19. Hazardous Waste Report Management Method Codes (i.e., codes for hazardous waste treatment, disposal, and recycling systems)
1. H132
2.
3.
4.

20. Designated Facility Owner or Operator: Certification of receipt of hazardous materials covered by the manifest except as noted in Item 18a
Printed/Typed Name: Holt Schoch
Signature: [signature]
Month 6 Day 14 Year 19

GENERATOR / INT'L / TRANSPORTER / DESIGNATED FACILITY

EPA Form 8700-22 (Rev. 12-17) Previous editions are obsolete. TRANSPORTER COPY

Wayne Disposal, Inc.

1-1691

49350 North I-94 Service Drive, Belleville, Michigan 48111

Receipt Preview

SESSLER ENVIRONMENTAL SERVICES, LLC
30 VANTAGE POINT DR., SUITE 4
ROCHESTER, NY 14624-1141

Receipt ID: 1310102
EQ Account #: 600964
Manifest / BOL: 013578835FLE
Transporter: US BULK
Date: 06/14/2019
Time In: 9:24 AM
Time Out: 10:18 AM

Line	Description Generator	Qty. Unit
10	Wayne Disposal Host Community Agreement Royalty Fee Charge relates to: 013578835FLE - 1 NYD001827633 AMPHENOL CORPORATION Gross: 87,380 Tare: 34,120 Net: 53,260	26.630 TONS

NO SALVAGING ON PREMISES

Please print or type. Form Approved. OMB No. 2050-0039

UNIFORM HAZARDOUS WASTE MANIFEST

1. Generator ID Number: [illegible]
2. Page 1 of 1
3. Emergency Response Phone: [illegible]
4. Manifest Tracking Number: 013578836 FLE

GENERATOR

5. Generator's Name and Mailing Address: [illegible]
Generator's Site Address (if different than mailing address): None
Generator's Phone: [illegible]

6. Transporter 1 Company Name: US Bulk Transport Inc
U.S. EPA ID Number: [illegible]

7. Transporter 2 Company Name:
U.S. EPA ID Number:

8. Designated Facility Name and Site Address: Waste Control Inc [illegible] Plant Lot [illegible] Lafayette, LA 70[illegible]
U.S. EPA ID Number: [illegible]
Facility's Phone: [illegible]

9a. HM	9b. U.S. DOT Description (including Proper Shipping Name, Hazard Class, ID Number, and Packing Group (if any))	10. Containers No.	10. Containers Type	11. Total Quantity	12. Unit Wt./Vol.	13. Waste Codes		
	1. [illegible]	1	DT	[illegible]	[illegible]	[illegible]	[illegible]	
	2.							
	3.							
	4.							

14. Special Handling Instructions and Additional Information
SFS PO 19-E136
Approval #190041WDI 016
Storage Start Date 6/10/2019

15. **GENERATOR'S/OFFEROR'S CERTIFICATION:** I hereby declare that the contents of this consignment are fully and accurately described above by the proper shipping name, and are classified, packaged, marked and labeled/placarded, and are in all respects in proper condition for transport according to applicable international and national governmental regulations. If export shipment and I am the Primary Exporter, I certify that the contents of this consignment conform to the terms of the attached EPA Acknowledgment of Consent.
I certify that the waste minimization statement identified in 40 CFR 262.27(a) (if I am a large quantity generator) or (b) (if I am a small quantity generator) is true.

Generator's/Offeror's Printed/Typed Name: [illegible] Signature: Month Day Year

INT'L

16. International Shipments ☐ Import to U.S. ☐ Export from U.S. Port of entry/exit:
Transporter signature (for exports only): Date leaving U.S.:

TRANSPORTER

17. Transporter Acknowledgment of Receipt of Materials

Transporter 1 Printed/Typed Name: MARK W STRONG Signature: [illegible] Month 06 Day 13 Year 19

Transporter 2 Printed/Typed Name: Signature: Month Day Year

DESIGNATED FACILITY

18. Discrepancy

18a. Discrepancy Indication Space ☐ Quantity ☐ Type ☐ Residue ☐ Partial Rejection ☐ Full Rejection

Manifest Reference Number:

18b. Alternate Facility (or Generator) U.S. EPA ID Number
Facility's Phone:

18c. Signature of Alternate Facility (or Generator) Month Day Year

19. Hazardous Waste Report Management Method Codes (i.e., codes for hazardous waste treatment, disposal, and recycling systems)

1.	2.	3.	4.

20. Designated Facility Owner or Operator: Certification of receipt of hazardous materials covered by the manifest except as noted in Item 18a

Printed/Typed Name: Signature: Month Day Year

70420 #123 L-1965

Please print or type. Form Approved. OMB No. 2050-0039

UNIFORM HAZARDOUS WASTE MANIFEST

1. Generator ID Number: NYD001827633
2. Page 1 of 1
3. Emergency Response Phone: 844-834-3982
4. Manifest Tracking Number: 013578836 FLE

GENERATOR

5. Generator's Name and Mailing Address
Amphenol
40-60 Delaware St
Sidney, NY 13838
Generator's Phone: 607-563-5940

Generator's Site Address (if different than mailing address): Same

6. Transporter 1 Company Name: US Bulk Transport Inc.
U.S. EPA ID Number: PAD987347515

7. Transporter 2 Company Name:
U.S. EPA ID Number:

8. Designated Facility Name and Site Address
Wayne Disposal Inc
49350 North I-94 Service Drive
Belleville, MI 48111
Facility's Phone: 734-697-2000
U.S. EPA ID Number: MID 048 090 633

9a. HM	9b. U.S. DOT Description (including Proper Shipping Name, Hazard Class, ID Number, and Packing Group (if any))	10. Containers No.	10. Containers Type	11. Total Quantity	12. Unit Wt./Vol.	13. Waste Codes		
X	1. RQ, UN3432 Polychlorinated Biphenyls, Solid (Soil) 9 PG,III	1	DT	Est. 20,000	K	PCB1	B007	
	2.							
	3.							
	4.							

14. Special Handling Instructions and Additional Information
SES PO 19-E136
Approval E190043WDI-OTS
Storage Start Date 6/10/2019

15. GENERATOR'S/OFFEROR'S CERTIFICATION: I hereby declare that the contents of this consignment are fully and accurately described above by the proper shipping name, and are classified, packaged, marked and labeled/placarded, and are in all respects in proper condition for transport according to applicable international and national governmental regulations. If export shipment and I am the Primary Exporter, I certify that the contents of this consignment conform to the terms of the attached EPA Acknowledgment of Consent.
I certify that the waste minimization statement identified in 40 CFR 262.27(a) (if I am a large quantity generator) or (b) (if I am a small quantity generator) is true.

Generator's/Offeror's Printed/Typed Name: Tom Pezzuto
Signature:
Month 6 Day 13 Year 19

INT'L

16. International Shipments ☐ Import to U.S. ☐ Export from U.S. Port of entry/exit:
Transporter signature (for exports only): Date leaving U.S.:

TRANSPORTER

17. Transporter Acknowledgment of Receipt of Materials
Transporter 1 Printed/Typed Name: MARK W. STRONG
Signature:
Month 06 Day 13 Year 19

Transporter 2 Printed/Typed Name:
Signature:
Month Day Year

DESIGNATED FACILITY

18. Discrepancy
18a. Discrepancy Indication Space ☐ Quantity ☐ Type ☐ Residue ☐ Partial Rejection ☐ Full Rejection
Manifest Reference Number:

18b. Alternate Facility (or Generator)
U.S. EPA ID Number
Facility's Phone:

18c. Signature of Alternate Facility (or Generator)
Month Day Year

19. Hazardous Waste Report Management Method Codes (i.e., codes for hazardous waste treatment, disposal, and recycling systems)
1. H132 2. 3. 4.

20. Designated Facility Owner or Operator: Certification of receipt of hazardous materials covered by the manifest except as noted in Item 18a
Printed/Typed Name: Antonio Cebsu
Signature:
Month 6 Day 17 Year 19

EPA Form 8700-22 (Rev. 12-17) Previous editions are obsolete. **TRANSPORTER COPY**

1965

Wayne Disposal, Inc.

49350 North I-94 Service Drive, Belleville, Michigan 48111

Receipt Preview

SESSLER ENVIRONMENTAL SERVICES, LLC
30 VANTAGE POINT DR., SUITE 4
ROCHESTER, NY 14624-1141

Receipt ID: 1310148
EQ Account #: 600964
Manifest / BOL: 013578836FLE
Transporter: US BULK
Date: 06/17/2019
Time In: 10:54 AM
Time Out:

Line	Description Generator	Qty. Unit
10	Wayne Disposal Host Community Agreement Royalty Fee	18.230 TONS
	Charge relates to: 013578836FLE - 1	
	NYD001827633 AMPHENOL CORPORATION	
	Gross: 70,420 Tare: 33,960 Net: 36,460	

NO SALVAGING ON PREMISES

Invoice: 509954 Receipt 03-00 1310148 Cod COD #2

US ecology CERTIFICATE OF DISPOSAL

FOR MANIFESTED PCB WASTE

This certificate is to verify the wastes identified as PCB Solids

and specified on Manifest # 013578836FLE, Line Item 1 has been landfilled on

6-17, 19 in accordance with all local, state and federal regulations by:

Wayne Disposal, Inc

(EPA I.D. # MID048090633)

49350 N. I-94 Service Drive, Belleville, Michigan 48111
Telephone: 800-592-5489
Fax: 800-593-5329

Under civil and criminal penalties of law for the making or submission of false or fraudulent statements or representations (18 U.S.C. 1001 and 15 U.S.C. 2615), I certify that the information contained in or accompanying this document is true, accurate and complete. As to the identified section(s) of this document for which I cannot personally verify truth and accuracy, I certify as the company official having supervisory responsibility for the persons who are acting under my direct instructions made the verification that this information is true accurate and complete.

Authorized Signature: _____

Please print or type.

Form Approved. OMB No. 2050-0039

UNIFORM HAZARDOUS WASTE MANIFEST

1. Generator ID Number	2. Page 1 of	3. Emergency Response Phone	4. Manifest Tracking Number
[illegible]	1	[illegible]	013578837 FLE

5. Generator's Name and Mailing Address
Amphenol
40-60 Delaware St
Sidney, NY 13838
Generator's Phone: 607-562-5940

Generator's Site Address (if different than mailing address)
Same

6. Transporter 1 Company Name
US Bulk Transport Inc

U.S. EPA ID Number
[illegible]

7. Transporter 2 Company Name

U.S. EPA ID Number

8. Designated Facility Name and Site Address
Wayne Disposal Inc
49350 North I-94 Service Drive
Belleville, MI 48111
Facility's Phone: 734-697-3200

U.S. EPA ID Number
[illegible]

9a. HM	9b. U.S. DOT Description (including Proper Shipping Name, Hazard Class, ID Number, and Packing Group (if any))	10. Containers No.	10. Containers Type	11. Total Quantity	12. Unit Wt./Vol.	13. Waste Codes
X	1. RQ, UN3432 Polychlorinated Biphenyls, Solid (Soil) 9 PG III	1	DT	EST 20,000	M	[illegible]
	2.					
	3.					
	4.					

14. Special Handling Instructions and Additional Information
SES PO 19 E136
Approval #190043WDI-OTS
Storage Start Date 6/10/2019

15. **GENERATOR'S/OFFEROR'S CERTIFICATION:** I hereby declare that the contents of this consignment are fully and accurately described above by the proper shipping name, and are classified, packaged, marked and labeled/placarded, and are in all respects in proper condition for transport according to applicable international and national governmental regulations. If export shipment and I am the Primary Exporter, I certify that the contents of this consignment conform to the terms of the attached EPA Acknowledgment of Consent.
I certify that the waste minimization statement identified in 40 CFR 262.27(a) (if I am a large quantity generator) or (b) (if I am a small quantity generator) is true.

Generator's/Offeror's Printed/Typed Name: [illegible] | Signature: [illegible] | Month 6 Day 13 Year 19

16. International Shipments ☐ Import to U.S. ☐ Export from U.S. Port of entry/exit:
Transporter signature (for exports only): Date leaving U.S.:

17. Transporter Acknowledgment of Receipt of Materials

Transporter 1 Printed/Typed Name: Randy Akin | Signature: [illegible] | Month 6 Day 13 Year 19

Transporter 2 Printed/Typed Name | Signature | Month Day Year

18. Discrepancy

18a. Discrepancy Indication Space ☐ Quantity ☐ Type ☐ Residue ☐ Partial Rejection ☐ Full Rejection

Manifest Reference Number:

18b. Alternate Facility (or Generator) | U.S. EPA ID Number

Facility's Phone:

18c. Signature of Alternate Facility (or Generator) | Month Day Year

19. Hazardous Waste Report Management Method Codes (i.e., codes for hazardous waste treatment, disposal, and recycling systems)

1.	2.	3.	4.

20. Designated Facility Owner or Operator: Certification of receipt of hazardous materials covered by the manifest except as noted in Item 18a

Printed/Typed Name | Signature | Month Day Year

GENERATOR — INT'L — TRANSPORTER — DESIGNATED FACILITY

EPA Form 8700-22 (Rev. 12-17) Previous editions are obsolete.

GENERATOR'S INITIAL COPY

51,480 Truck # 197 L1966

Please print or type. Form Approved. OMB No. 2050-0039

UNIFORM HAZARDOUS WASTE MANIFEST	1. Generator ID Number	2. Page 1 of	3. Emergency Response Phone	4. Manifest Tracking Number
	NYD001827533	1	844-834-3982	013578837 FLE

GENERATOR

5. Generator's Name and Mailing Address
Amphenol
40-60 Delaware St
Sidney, NY 13838
Generator's Phone: 607-563-5940

Generator's Site Address (if different than mailing address)
Same

6. Transporter 1 Company Name: US Bulk Transport Inc.
U.S. EPA ID Number: PAD087347515

7. Transporter 2 Company Name:
U.S. EPA ID Number:

8. Designated Facility Name and Site Address
Wayne Disposal Inc
49350 North I-94 Service Drive
Belleveille, MI 48111
Facility's Phone: 734 697 2200
U.S. EPA ID Number: MID 048 090 633

9a. HM	9b. U.S. DOT Description (including Proper Shipping Name, Hazard Class, ID Number, and Packing Group (if any))	10. Containers No.	10. Containers Type	11. Total Quantity	12. Unit Wt./Vol.	13. Waste Codes
X	1. RQ, UN3432 Polychlorinated Biphenyls, Solid (Soil) 9 PG,III	1	DT	EST 20,000	K	PCB1 8007
	2.					
	3.					
	4.					

14. Special Handling Instructions and Additional Information
SES PO 19-E136
Approval #190043WDI-OTS
Storage Start Date 6/10/2019

15. GENERATOR'S/OFFEROR'S CERTIFICATION: I hereby declare that the contents of this consignment are fully and accurately described above by the proper shipping name, and are classified, packaged, marked and labeled/placarded, and are in all respects in proper condition for transport according to applicable international and national governmental regulations. If export shipment and I am the Primary Exporter, I certify that the contents of this consignment conform to the terms of the attached EPA Acknowledgment of Consent.
I certify that the waste minimization statement identified in 40 CFR 262.27(a) (if I am a large quantity generator) or (b) (if I am a small quantity generator) is true.

Generator's/Offeror's Printed/Typed Name: Tom Bertino
Signature: [signature]
Month 6 Day 13 Year 19

INT'L

16. International Shipments ☐ Import to U.S. ☐ Export from U.S. Port of entry/exit:
Transporter signature (for exports only): Date leaving U.S.:

TRANSPORTER

17. Transporter Acknowledgment of Receipt of Materials
Transporter 1 Printed/Typed Name: Randy Akin
Signature: [signature]
Month 6 Day 13 Year 19
Transporter 2 Printed/Typed Name:
Signature:
Month Day Year

DESIGNATED FACILITY

18. Discrepancy
18a. Discrepancy Indication Space ☐ Quantity ☐ Type ☐ Residue ☐ Partial Rejection ☐ Full Rejection
Manifest Reference Number:
18b. Alternate Facility (or Generator)
U.S. EPA ID Number
Facility's Phone:
18c. Signature of Alternate Facility (or Generator)
Month Day Year

19. Hazardous Waste Report Management Method Codes (i.e., codes for hazardous waste treatment, disposal, and recycling systems)

1.	2.	3.	4.
H132			

20. Designated Facility Owner or Operator: Certification of receipt of hazardous materials covered by the manifest except as noted in Item 18a
Printed/Typed Name: Antonio Cabson
Signature: [signature]
Month 6 Day 17 Year 19

EPA Form 8700-22 (Rev. 12-17) Previous editions are obsolete. TRANSPORTER COPY

Wayne Disposal, Inc.

49350 North I-94 Service Drive, Belleville, Michigan 48111

L1966

Receipt Preview

SESSLER ENVIRONMENTAL SERVICES, LLC
30 VANTAGE POINT DR., SUITE 4
ROCHESTER, NY 14624-1141

Receipt ID: 1310149
EQ Account #: 600964
Manifest / BOL: 013578837FLE
Transporter: US BULK
Date: 06/17/2019
Time In: 11:21 AM
Time Out:

Line	Description Generator	Qty. Unit
11	Wayne Disposal Host Community Agreement Royalty Fee Charge relates to: 013578837FLE - 1 NYD001827633 AMPHENOL CORPORATION **Gross:** 51,480 **Tare:** 34,880 **Net:** 16,600	8.300 TONS

NO SALVAGING ON PREMISES

Please print or type. Form Approved. OMB No. 2050-0039

UNIFORM HAZARDOUS WASTE MANIFEST

1. Generator ID Number: [illegible]
2. Page 1 of 1
3. Emergency Response Phone: [illegible]
4. Manifest Tracking Number: 013578838 FLE

GENERATOR

5. Generator's Name and Mailing Address: [illegible]
Generator's Site Address (if different than mailing address): Same
Generator's Phone: [illegible]

6. Transporter 1 Company Name: US Bulk Transport Inc
U.S. EPA ID Number: [illegible]

7. Transporter 2 Company Name:
U.S. EPA ID Number:

8. Designated Facility Name and Site Address: Wayne Disposal Inc [illegible]
U.S. EPA ID Number: [illegible]
Facility's Phone: [illegible]

9a. HM	9b. U.S. DOT Description (including Proper Shipping Name, Hazard Class, ID Number, and Packing Group (if any))	10. Containers No.	10. Containers Type	11. Total Quantity	12. Unit Wt./Vol.	13. Waste Codes		
	1. RQ, UN3432, Polychlorinated Biphenyls, solid, 9, PG III	[illegible]	DT	EST. 20000	P	[illegible]	[illegible]	
	2.							
	3.							
	4.							

14. Special Handling Instructions and Additional Information
SES PO 19-E136
Approval #1900-13WDI-OTS
Storage Start Date 6/10/2019

15. **GENERATOR'S/OFFEROR'S CERTIFICATION:** I hereby declare that the contents of this consignment are fully and accurately described above by the proper shipping name, and are classified, packaged, marked and labeled/placarded, and are in all respects in proper condition for transport according to applicable international and national governmental regulations. If export shipment and I am the Primary Exporter, I certify that the contents of this consignment conform to the terms of the attached EPA Acknowledgment of Consent.
I certify that the waste minimization statement identified in 40 CFR 262.27(a) (if I am a large quantity generator) or (b) (if I am a small quantity generator) is true.

Generator's/Offeror's Printed/Typed Name: [illegible] Signature: [illegible] Month 7 Day 1 Year 19

INT'L

16. International Shipments ☐ Import to U.S. ☐ Export from U.S. Port of entry/exit:
Transporter signature (for exports only): Date leaving U.S.:

TRANSPORTER

17. Transporter Acknowledgment of Receipt of Materials

Transporter 1 Printed/Typed Name: MARK W STRONG Signature: [illegible] Month 07 Day 15 Year 19

Transporter 2 Printed/Typed Name: Signature: Month Day Year

DESIGNATED FACILITY

18. Discrepancy

18a. Discrepancy Indication Space ☐ Quantity ☐ Type ☐ Residue ☐ Partial Rejection ☐ Full Rejection

Manifest Reference Number:

18b. Alternate Facility (or Generator) U.S. EPA ID Number

Facility's Phone:

18c. Signature of Alternate Facility (or Generator) Month Day Year

19. Hazardous Waste Report Management Method Codes (i.e., codes for hazardous waste treatment, disposal, and recycling systems)

1.	2.	3.	4.

20. Designated Facility Owner or Operator: Certification of receipt of hazardous materials covered by the manifest except as noted in Item 18a

Printed/Typed Name: Signature: Month Day Year

Invoice: 524298 Receipt 03-00 1311553 Manifest 013578838FLE

79.760 #123

Please print or type.

Form Approved. OMB No. 2050-0039

UNIFORM HAZARDOUS WASTE MANIFEST

1. Generator ID Number: [illegible]
2. Page 1 of 1
3. Emergency Response Phone: [illegible]
4. Manifest Tracking Number: 013578838 FLE

5. Generator's Name and Mailing Address: Ampheno, 41-51 Delaware St, Sidney, NY 13838
Generator's Phone: [illegible]
Generator's Site Address (if different than mailing address): Same

6. Transporter 1 Company Name: US Bulk Transport Inc
U.S. EPA ID Number: [illegible]

7. Transporter 2 Company Name:
U.S. EPA ID Number:

8. Designated Facility Name and Site Address: Waste Disposal Inc, 49350 North I-94 Service Drive, Belleville, MI 48111
Facility's Phone: [illegible]
U.S. EPA ID Number: [illegible]

9a. HM	9b. U.S. DOT Description (including Proper Shipping Name, Hazard Class, ID Number, and Packing Group (if any))	10. Containers No.	10. Containers Type	11. Total Quantity	12. Unit Wt./Vol.	13. Waste Codes
1	R.O. UN3432 Polychlorinated Biphenyls, Solid (Vol. 4 PG)		DT	EST. 2000	K	[illegible]
2						
3						
4						

14. Special Handling Instructions and Additional Information:
SES PO 19-E136
Approval #190043WDI-OTS
Storage Start Date 6/10/2019

15. **GENERATOR'S/OFFEROR'S CERTIFICATION:** I hereby declare that the contents of this consignment are fully and accurately described above by the proper shipping name, and are classified, packaged, marked and labeled/placarded, and are in all respects in proper condition for transport according to applicable international and national governmental regulations. If export shipment and I am the Primary Exporter, I certify that the contents of this consignment conform to the terms of the attached EPA Acknowledgment of Consent.
I certify that the waste minimization statement identified in 40 CFR 262.27(a) (if I am a large quantity generator) or (b) (if I am a small quantity generator) is true.

Generator's/Offeror's Printed/Typed Name: Agent for Tom Bertino
Signature: [signature]
Month 7 Day 15 Year 19

16. International Shipments: ☐ Import to U.S. ☐ Export from U.S. Port of entry/exit: ____ Date leaving U.S.: ____
Transporter signature (for exports only):

17. Transporter Acknowledgment of Receipt of Materials
Transporter 1 Printed/Typed Name: MARK W STRONG
Signature: [signature]
Month 07 Day 15 Year 19
Transporter 2 Printed/Typed Name:
Signature:
Month Day Year

18. Discrepancy
18a. Discrepancy Indication Space: ☐ Quantity ☒ Type ☐ Residue ☐ Partial Rejection ☐ Full Rejection
OK to correct approval # for Eric Herbert with Session Env. HS 7-16-19
Manifest Reference Number:

18b. Alternate Facility (or Generator)
U.S. EPA ID Number:
Facility's Phone:

18c. Signature of Alternate Facility (or Generator)
Month Day Year

19. Hazardous Waste Report Management Method Codes (i.e., codes for hazardous waste treatment, disposal, and recycling systems)
1. H132
2.
3.
4.

20. Designated Facility Owner or Operator: Certification of receipt of hazardous materials covered by the manifest except as noted in Item 18a
Printed/Typed Name: Antonio Cabson
Signature: [signature]
Month 7 Day 16 Year 19

GENERATOR / INT'L / TRANSPORTER / DESIGNATED FACILITY

EPA Form 8700-22 (Rev. 12-17) Previous editions are obsolete.

DESIGNATED FACILITY TO EPA's e-MANIFEST SYSTEM

12099995

Wayne Disposal, Inc.

49350 N I-94 SERVICE DRIVE, BELLEVILLE , MI 48111 USA

1-2519

Customer Account:
SESSLER ENVIRONMENTAL SERVICES, LLC
30 VANTAGE POINT DR., SUITE 4
ROCHESTER, NY 14624-1141, USA

Generator Site Address:
NYD001827633, AMPHENOL CORPORATION
40-60 DELAWARE AVE.
SIDNEY, NY, 13838, USA

Receipt Preview

Receipt ID: 1311553
Customer ID: 600964
Manifest / BOL: 013578838FLE
Transporter: US Bulk Transport, Inc
Transporter EPA ID: PAD987347515
Truck#: 123
Date: 07/16/2019
Time In: 8:13 AM
Time Out:

Line	Description Generator	Qty.	Unit
10	Wayne Disposal Host Community Agreement Royalty Fee	23.030	TONS

Charge relates to: 013578838FLE - 1

NYD001827633 AMPHENOL CORPORATION

Gross: 79,760 lbs. **Tare:** 33,700 lbs. **Net:** 46,060 lbs.

NO SALVAGING ON PREMISES

Invoice: 524298 Receipt 03-00 1311553 Cod COD #2

12099996

Page 2 of 7

usecology CERTIFICATE OF DISPOSAL

FOR MANIFESTED PCB WASTE

This certificate is to verify the wastes identified as PCB Solids

and specified on Manifest # 013578838PLE Line Item 1 has been landfilled on

7-16, 19 in accordance with all local, state and federal regulations by:

Wayne Disposal, Inc

(EPA I.D. # MID048090633)

49350 N. I-94 Service Drive, Belleville, Michigan 48111
Telephone: 800-592-5489
Fax: 800-593-5329

Under civil and criminal penalties of law for the making or submission of false or fraudulent statements or representations (18 U.S.C. 1001 and 15 U.S.C. 2615), I certify that the information contained in or accompanying this document is true, accurate and complete. As to the identified section(s) of this document for which I cannot personally verify truth and accuracy, I certify as the company official having supervisory responsibility for the persons who are acting under my direct instructions made the verification that this information is true accurate and complete.

Authorized Signature: _____

Please print or type.

Form Approved. OMB No. 2050-0039

UNIFORM HAZARDOUS WASTE MANIFEST

1. Generator ID Number: [illegible]
2. Page 1 of 1
3. Emergency Response Phone: [illegible]
4. Manifest Tracking Number: 013578839 FLE

5. Generator's Name and Mailing Address
Amphenol
[illegible] Delaware St
Sidney, NY 13838
Generator's Phone: [illegible]

Generator's Site Address (if different than mailing address): Same

6. Transporter 1 Company Name: US Bulk Transport Inc
U.S. EPA ID Number: [illegible]

7. Transporter 2 Company Name:
U.S. EPA ID Number:

8. Designated Facility Name and Site Address
Wayne Disposal Inc
49350 North I-94 Service Drive
Belleville, MI 48111
Facility's Phone: [illegible]
U.S. EPA ID Number: [illegible]

9a. HM	9b. U.S. DOT Description (including Proper Shipping Name, Hazard Class, ID Number, and Packing Group (if any))	10. Containers No.	10. Containers Type	11. Total Quantity	12. Unit Wt./Vol.	13. Waste Codes
[illegible]	1. RQ, UN3432 Polychlorinated Biphenyls, Solid (Soil) 9 PGIII	1	DT	[illegible]	[illegible]	[illegible]
	2.					
	3.					
	4.					

14. Special Handling Instructions and Additional Information
SES PO 19-E136
Approval #190043WDI OTS
Storage Start Date 6/10/2019

15. **GENERATOR'S/OFFEROR'S CERTIFICATION:** I hereby declare that the contents of this consignment are fully and accurately described above by the proper shipping name, and are classified, packaged, marked and labeled/placarded, and are in all respects in proper condition for transport according to applicable international and national governmental regulations. If export shipment and I am the Primary Exporter, I certify that the contents of this consignment conform to the terms of the attached EPA Acknowledgment of Consent.
I certify that the waste minimization statement identified in 40 CFR 262.27(a) (if I am a large quantity generator) or (b) (if I am a small quantity generator) is true.

Generator's/Offeror's Printed/Typed Name: [illegible] for [illegible]
Signature: [illegible]
Month 02 Day 15 Year 19

16. International Shipments ☐ Import to U.S. ☐ Export from U.S. Port of entry/exit:
Transporter signature (for exports only): Date leaving U.S.:

17. Transporter Acknowledgment of Receipt of Materials
Transporter 1 Printed/Typed Name: [illegible]
Signature: [illegible]
Month [illegible] Day [illegible] Year 19
Transporter 2 Printed/Typed Name:
Signature:
Month Day Year

18. Discrepancy
18a. Discrepancy Indication Space ☐ Quantity ☐ Type ☐ Residue ☐ Partial Rejection ☐ Full Rejection
Manifest Reference Number:
18b. Alternate Facility (or Generator)
U.S. EPA ID Number
Facility's Phone:
18c. Signature of Alternate Facility (or Generator)
Month Day Year

19. Hazardous Waste Report Management Method Codes (i.e., codes for hazardous waste treatment, disposal, and recycling systems)
1. 2. 3. 4.

20. Designated Facility Owner or Operator: Certification of receipt of hazardous materials covered by the manifest except as noted in item 18a
Printed/Typed Name
Signature
Month Day Year

GENERATOR — INT'L — TRANSPORTER — DESIGNATED FACILITY

19440 124

Please print or type.

Form Approved OMB No 2050-0039

UNIFORM HAZARDOUS WASTE MANIFEST

1. Generator ID Number: [illegible]
2. Page 1 of 1
3. Emergency Response Phone: [illegible]
4. Manifest Tracking Number: 013578839 FLE

5. Generator's Name and Mailing Address: [illegible] Delaware St, Sidney, NY [illegible]
Generator's Phone: [illegible]
Generator's Site Address (if different than mailing address): Same

6. Transporter 1 Company Name: US Bulk Transport Inc.
U.S. EPA ID Number: [illegible]

7. Transporter 2 Company Name:
U.S. EPA ID Number:

8. Designated Facility Name and Site Address: Wayne Disposal Inc, 49350 North 1-94 Service Drive, Belleville, MI 48111
Facility's Phone: [illegible]
U.S. EPA ID Number: [illegible]

9a. HM	9b. U.S. DOT Description (including Proper Shipping Name, Hazard Class, ID Number, and Packing Group (if any))	10. Containers No.	10. Containers Type	11. Total Quantity	12. Unit Wt./Vol.	13. Waste Codes
X	1 RQ UN3432 Polychlorinated Biphenyls, Solid, Sol 1 PG 1		DT	20000	X	[illegible]
	2					
	3					
	4					

14. Special Handling Instructions and Additional Information
SES PO 19-E136
Approval #190043WDI-OTS
Storage Start Date 6-10-2019

15. **GENERATOR'S/OFFEROR'S CERTIFICATION:** I hereby declare that the contents of this consignment are fully and accurately described above by the proper shipping name, and are classified, packaged, marked and labeled/placarded, and are in all respects in proper condition for transport according to applicable international and national governmental regulations. If export shipment and I am the Primary Exporter, I certify that the contents of this consignment conform to the terms of the attached EPA Acknowledgment of Consent.
I certify that the waste minimization statement identified in 40 CFR 262.27(a) (if I am a large quantity generator) or (b) (if I am a small quantity generator) is true.

Generator's/Offeror's Printed/Typed Name: Agent for Tom Bertino
Signature: [signature]
Month 07 Day 15 Year 19

16. International Shipments ☐ Import to U.S. ☐ Export from U.S. Port of entry/exit:
Transporter signature (for exports only): Date leaving U.S.

17. Transporter Acknowledgment of Receipt of Materials
Transporter 1 Printed/Typed Name: Victor L. Tracy
Signature: [signature]
Month 07 Day 15 Year 19
Transporter 2 Printed/Typed Name:
Signature:
Month Day Year

18. Discrepancy
18a. Discrepancy Indication Space ☐ Quantity ☐ Type ☐ Residue ☐ Partial Rejection ☐ Full Rejection
Manifest Reference Number:

18b. Alternate Facility (or Generator)
U.S. EPA ID Number:
Facility's Phone:

18c. Signature of Alternate Facility (or Generator)
Month Day Year

19. Hazardous Waste Report Management Method Codes (i.e., codes for hazardous waste treatment, disposal, and recycling systems)
1. H132
2.
3.
4.

20. Designated Facility Owner or Operator: Certification of receipt of hazardous materials covered by the manifest except as noted in Item 18a
Printed/Typed Name: Antonio Gibson
Signature: [signature]
Month 7 Day 16 Year 19

GENERATOR / INT'L / TRANSPORTER / DESIGNATED FACILITY

EPA Form 8700-22 (Rev. 12-17) Previous editions are obsolete.

DESIGNATED FACILITY TO EPA's e-MANIFEST SYSTEM

12099872

Wayne Disposal, Inc.

49350 N I-94 SERVICE DRIVE, BELLEVILLE , MI 48111 USA

L-2520

Customer Account:
SESSLER ENVIRONMENTAL SERVICES, LLC
30 VANTAGE POINT DR., SUITE 4
ROCHESTER, NY 14624-1141, USA

Generator Site Address:
NYD001827633, AMPHENOL CORPORATION
40-60 DELAWARE AVE.
SIDNEY, NY, 13838, USA

Receipt Preview

Receipt ID: 1311567
Customer ID: 600964
Manifest / BOL: 013578839FLE
Transporter: US Bulk Transport, Inc
Transporter EPA ID: PAD987347515
Truck#: 174
Date: 07/16/2019
Time In: 9:39 AM
Time Out:

Line	Description Generator	Qty.	Unit
10	Wayne Disposal Host Community Agreement Royalty Fee Charge relates to: 013578839FLE - 1 NYD001827633 AMPHENOL CORPORATION Gross: 79,440 lbs. Tare: 33,980 lbs. Net: 45,460 lbs.	22.730	TONS

NO SALVAGING ON PREMISES

Invoice: 524298 Receipt 03-00 1311567 Cod COD #2

US ecology CERTIFICATE OF DISPOSAL

FOR MANIFESTED PCB WASTE

This certificate is to verify the wastes identified as PCB Solids

and specified on Manifest # 013578839FLE, Line Item 1 has been landfilled on

7-16, 19 in accordance with all local, state and federal regulations by:

Wayne Disposal, Inc

(EPA I.D. # MID048090633)

49350 N. I-94 Service Drive, Belleville, Michigan 48111
Telephone: 800-592-5489
Fax: 800-593-5329

Under civil and criminal penalties of law for the making or submission of false or fraudulent statements or representations (18 U.S.C. 1001 and 15 U.S.C. 2615), I certify that the information contained in or accompanying this document is true, accurate and complete. As to the identified section(s) of this document for which I cannot personally verify truth and accuracy, I certify as the company official having supervisory responsibility for the persons who are acting under my direct instructions made the verification that this information is true accurate and complete.

Authorized Signature: _____

Please print or type. Form Approved. OMB No. 2050-0039

UNIFORM HAZARDOUS WASTE MANIFEST

1. Generator ID Number: [illegible]
2. Page 1 of 1
3. Emergency Response Phone: [illegible]
4. Manifest Tracking Number: 013578840 FLE

GENERATOR

5. Generator's Name and Mailing Address: [illegible]
Generator's Site Address (if different than mailing address): Same
Generator's Phone: [illegible]

6. Transporter 1 Company Name: US Bulk Transport Inc.
U.S. EPA ID Number: PAD[illegible]

7. Transporter 2 Company Name:
U.S. EPA ID Number:

8. Designated Facility Name and Site Address: Wayne Disposal Inc. 49350 North I-94 Service Drive Belleville, MI 48111
U.S. EPA ID Number: MID[illegible]
Facility's Phone: [illegible]

9a. HM	9b. U.S. DOT Description (including Proper Shipping Name, Hazard Class, ID Number, and Packing Group (if any))	10. Containers No.	10. Containers Type	11. Total Quantity	12. Unit Wt./Vol.	13. Waste Codes
X	1. [illegible] Polychlorinated Pyrenyls Solid (Solid PCB)	1	DT	[illegible]	K	[illegible]
	2.					
	3.					
	4.					

14. Special Handling Instructions and Additional Information
SES PO 19 2136
Approval #190043WDI OIS
Storage Start Date 6/10/2019

15. **GENERATOR'S/OFFEROR'S CERTIFICATION:** I hereby declare that the contents of this consignment are fully and accurately described above by the proper shipping name, and are classified, packaged, marked and labeled/placarded, and are in all respects in proper condition for transport according to applicable international and national governmental regulations. If export shipment and I am the Primary Exporter, I certify that the contents of this consignment conform to the terms of the attached EPA Acknowledgment of Consent.
I certify that the waste minimization statement identified in 40 CFR 262.27(a) (if I am a large quantity generator) or (b) (if I am a small quantity generator) is true.

Generator's/Offeror's Printed/Typed Name: [illegible] Signature: [illegible] Month: 07 Day: 15 Year: 19

INT'L

16. International Shipments ☐ Import to U.S. ☐ Export from U.S. Port of entry/exit:
Transporter signature (for exports only): Date leaving U.S.:

TRANSPORTER

17. Transporter Acknowledgment of Receipt of Materials
Transporter 1 Printed/Typed Name: [illegible] Signature: [illegible] Month: [illegible] Day: 15 Year: [illegible]
Transporter 2 Printed/Typed Name: Signature: Month: Day: Year:

DESIGNATED FACILITY

18. Discrepancy
18a. Discrepancy Indication Space ☐ Quantity ☐ Type ☐ Residue ☐ Partial Rejection ☐ Full Rejection
Manifest Reference Number:
18b. Alternate Facility (or Generator) U.S. EPA ID Number
Facility's Phone:
18c. Signature of Alternate Facility (or Generator) Month: Day: Year:

19. Hazardous Waste Report Management Method Codes (i.e., codes for hazardous waste treatment, disposal, and recycling systems)
1. 2. 3. 4.

20. Designated Facility Owner or Operator: Certification of receipt of hazardous materials covered by the manifest except as noted in Item 18a
Printed/Typed Name: Signature: Month: Day: Year:

#176 [79400] 1-2521

Please print or type.

Form Approved. OMB No. 2050-0039

UNIFORM HAZARDOUS WASTE MANIFEST

1. Generator ID Number: NYD001827633
2. Page 1 of 1
3. Emergency Response Phone: 844-834-3982
4. Manifest Tracking Number: 013578840 FLE

5. Generator's Name and Mailing Address:
Amphenol
40-60 Delaware St
Sidney, NY 13838
Generator's Phone: 607-563-5940

Generator's Site Address (if different than mailing address): Same

6. Transporter 1 Company Name: US Bulk Transport Inc.
U.S. EPA ID Number: PAD987347515

7. Transporter 2 Company Name:
U.S. EPA ID Number:

8. Designated Facility Name and Site Address:
Wayne Disposal Inc
49350 North I-94 Service Drive
Belleville, MI 48111
Facility's Phone: 734-697-2200
U.S. EPA ID Number: MID 048 090 633

9a. HM	9b. U.S. DOT Description (including Proper Shipping Name, Hazard Class, ID Number, and Packing Group (if any))	10. Containers No.	10. Containers Type	11. Total Quantity	12. Unit Wt./Vol.	13. Waste Codes
X	1. RQ, UN3432 Polychlorinated Biphenyls, Solid (Soil) 9 PG,III	1	DT	FST 20,000	E	PCB1 B007
	2.					
	3.					
	4.					

14. Special Handling Instructions and Additional Information
SES PO 19-E136
Approval #190043WDI-OTS
Storage Start Date 6/10/2019

15. GENERATOR'S/OFFEROR'S CERTIFICATION: I hereby declare that the contents of this consignment are fully and accurately described above by the proper shipping name, and are classified, packaged, marked and labeled/placarded, and are in all respects in proper condition for transport according to applicable international and national governmental regulations. If export shipment and I am the Primary Exporter, I certify that the contents of this consignment conform to the terms of the attached EPA Acknowledgment of Consent.
I certify that the waste minimization statement identified in 40 CFR 262.27(a) (if I am a large quantity generator) or (b) (if I am a small quantity generator) is true.

Generator's/Offeror's Printed/Typed Name: Agent for Tom Bertino
Signature: [signature]
Month 07 Day 15 Year 19

16. International Shipments ☐ Import to U.S. ☐ Export from U.S. Port of entry/exit:
Transporter signature (for exports only): Date leaving U.S.:

17. Transporter Acknowledgment of Receipt of Materials

Transporter 1 Printed/Typed Name: Scott E Green
Signature: [signature]
Month 07 Day 15 Year 19

Transporter 2 Printed/Typed Name:
Signature:
Month Day Year

18. Discrepancy

18a. Discrepancy Indication Space ☐ Quantity ☐ Type ☐ Residue ☐ Partial Rejection ☐ Full Rejection

Manifest Reference Number:

18b. Alternate Facility (or Generator)
U.S. EPA ID Number:

Facility's Phone:

18c. Signature of Alternate Facility (or Generator)
Month Day Year

19. Hazardous Waste Report Management Method Codes (i.e., codes for hazardous waste treatment, disposal, and recycling systems)

1.	2.	3.	4.
H132			

20. Designated Facility Owner or Operator: Certification of receipt of hazardous materials covered by the manifest except as noted in Item 18a

Printed/Typed Name: Jonathan Evans
Signature: [signature]
Month 7 Day 16 Year 19

GENERATOR / INT'L / TRANSPORTER / DESIGNATED FACILITY

EPA Form 8700-22 (Rev. 12-17) Previous editions are obsolete.

TRANSPORTER COPY

Wayne Disposal, Inc.

49350 N I-94 SERVICE DRIVE, BELLEVILLE , MI 48111 USA

(-8521

Customer Account:
SESSLER ENVIRONMENTAL SERVICES, LLC
30 VANTAGE POINT DR., SUITE 4
ROCHESTER, NY 14624-1141, USA

Generator Site Address:
NYD001827633, AMPHENOL CORPORATION
40-60 DELAWARE AVE.
SIDNEY, NY, 13838, USA

Receipt Preview

Receipt ID: 1311575
Customer ID: 600964
Manifest / BOL: 013578840FLE
Transporter: US Bulk Transport, Inc
Transporter EPA ID: PAD987347515
Truck#: 176
Date: 07/16/2019
Time In: 10:33 AM
Time Out:

Line	Description Generator	Qty. Unit
10	Wayne Disposal Host Community Agreement Royalty Fee	23.600 TONS
	Charge relates to: 013578840FLE - 1	
	NYD001827633 AMPHENOL CORPORATION	
	Gross: 79,400 lbs. Tare: 32,200 lbs. Net: 47,200 lbs.	

NO SALVAGING ON PREMISES

Invoice: 523631 Receipt 03-00 1311575 Cod COD #2

US ecology CERTIFICATE OF DISPOSAL

FOR MANIFESTED PCB WASTE

This certificate is to verify the wastes identified as PCB Solid

and specified on Manifest # 013578840 FLE, Line Item 1 has been landfilled on

7-16, 2019 in accordance with all local, state and federal regulations by:

Wayne Disposal, Inc

(EPA I.D. # MID048090633)

49350 N. I-94 Service Drive, Belleville, Michigan 48111
Telephone: 800-592-5489
Fax: 800-593-5329

Under civil and criminal penalties of law for the making or submission of false or fraudulent statements or representations (18 U.S.C. 1001 and 15 U.S.C. 2615), I certify that the information contained in or accompanying this document is true, accurate and complete. As to the identified section(s) of this document for which I cannot personally verify truth and accuracy. I certify as the company official having supervisory responsibility for the persons who are acting under my direct instructions made the verification that this information is true accurate and complete.

Authorized Signature: _____

Please print or type. Form Approved. OMB No. 2050-0039

UNIFORM HAZARDOUS WASTE MANIFEST

1. Generator ID Number
2. Page 1 of 1
3. Emergency Response Phone
4. Manifest Tracking Number 013578841 FLE

5. Generator's Name and Mailing Address
Amphenol
[illegible]
Generator's Phone:

Generator's Site Address (if different than mailing address)
Same

6. Transporter 1 Company Name
US Peak Transport Inc
U.S. EPA ID Number

7. Transporter 2 Company Name
U.S. EPA ID Number

8. Designated Facility Name and Site Address
Waste Disposal Inc
4850 North I-94 Service Drive
Battlecreek, MI 49017
Facility's Phone:
U.S. EPA ID Number
MID [illegible]

9a. HM	9b. U.S. DOT Description (including Proper Shipping Name, Hazard Class, ID Number, and Packing Group (if any))	10. Containers No.	10. Containers Type	11. Total Quantity	12. Unit Wt./Vol.	13. Waste Codes
X	1. RQ, UN3432 PCB Solid Polymeric Solid (Solid PCB)	1	DT	2000	K	[illegible]
	2.					
	3.					
	4.					

14. Special Handling Instructions and Additional Information
SES PO 19-E136
Approval #190043WDI OTS
Storage Start Date 6/10/2019

15. **GENERATOR'S/OFFEROR'S CERTIFICATION:** I hereby declare that the contents of this consignment are fully and accurately described above by the proper shipping name, and are classified, packaged, marked and labeled/placarded, and are in all respects in proper condition for transport according to applicable international and national governmental regulations. If export shipment and I am the Primary Exporter, I certify that the contents of this consignment conform to the terms of the attached EPA Acknowledgment of Consent.
I certify that the waste minimization statement identified in 40 CFR 262.27(a) (if I am a large quantity generator) or (b) (if I am a small quantity generator) is true.

Generator's/Offeror's Printed/Typed Name: Aaron Tom Martino
Signature
Month 07 Day 15 Year 19

16. International Shipments ☐ Import to U.S. ☐ Export from U.S. Port of entry/exit:
Transporter signature (for exports only): Date leaving U.S.:

17. Transporter Acknowledgment of Receipt of Materials
Transporter 1 Printed/Typed Name: Andrew S Whosley
Signature
Month 7 Day 15 Year 19
Transporter 2 Printed/Typed Name
Signature
Month Day Year

18. Discrepancy
18a. Discrepancy Indication Space ☐ Quantity ☐ Type ☐ Residue ☐ Partial Rejection ☐ Full Rejection
Manifest Reference Number:
18b. Alternate Facility (or Generator) U.S. EPA ID Number
Facility's Phone:
18c. Signature of Alternate Facility (or Generator) Month Day Year

19. Hazardous Waste Report Management Method Codes (i.e., codes for hazardous waste treatment, disposal, and recycling systems)
1. 2. 3. 4.

20. Designated Facility Owner or Operator: Certification of receipt of hazardous materials covered by the manifest except as noted in Item 18a
Printed/Typed Name Signature Month Day Year

GENERATOR — INT'L — TRANSPORTER — DESIGNATED FACILITY

81920

Please print or type.

Form Approved. OMB No. 2050-0039

UNIFORM HAZARDOUS WASTE MANIFEST

1. Generator ID Number: [illegible]
2. Page 1 of 1
3. Emergency Response Phone: 844-834-3982
4. Manifest Tracking Number: 013578841 FLE

5. Generator's Name and Mailing Address
Amphenol
40-60 Delaware St
Sidney, NY 13838
Generator's Phone: 607-563-5940

Generator's Site Address (if different than mailing address): Same

6. Transporter 1 Company Name: US Bulk Transport Inc.
U.S. EPA ID Number: PAD987347515

7. Transporter 2 Company Name:
U.S. EPA ID Number:

8. Designated Facility Name and Site Address
Wayne Disposal Inc
49350 North I-94 Service Drive
Belleville, MI 48111
Facility's Phone: 734-697-2000
U.S. EPA ID Number: MID 048 091 613

9a. HM	9b. U.S. DOT Description (including Proper Shipping Name, Hazard Class, ID Number, and Packing Group (if any))	10. Containers No.	10. Containers Type	11. Total Quantity	12. Unit Wt./Vol.	13. Waste Codes
X	1. RQ, UN3432 Polychlorinated Biphenyls, Solid (Soil, 9 PG.II)	1	DT	20,000 Ft	K	[illegible]
	2.					
	3.					
	4.					

14. Special Handling Instructions and Additional Information
SES PO 19-E136
Approval E190043WDI-OTS
Storage Start Date 6/10/2019

15. GENERATOR'S/OFFEROR'S CERTIFICATION: I hereby declare that the contents of this consignment are fully and accurately described above by the proper shipping name, and are classified, packaged, marked and labeled/placarded, and are in all respects in proper condition for transport according to applicable international and national governmental regulations. If export shipment and I am the Primary Exporter, I certify that the contents of this consignment conform to the terms of the attached EPA Acknowledgment of Consent. I certify that the waste minimization statement identified in 40 CFR 262.27(a) (if I am a large quantity generator) or (b) (if I am a small quantity generator) is true.

Generator's/Offeror's Printed/Typed Name: Agent for Tom Bertino
Signature: [signature]
Month 07 Day 15 Year 19

16. International Shipments ☐ Import to U.S. ☐ Export from U.S.
Transporter signature (for exports only):
Port of entry/exit:
Date leaving U.S.:

17. Transporter Acknowledgment of Receipt of Materials
Transporter 1 Printed/Typed Name: Andrew S Winship
Signature: [signature]
Month 7 Day 15 Year 19
Transporter 2 Printed/Typed Name:
Signature:
Month Day Year

18. Discrepancy
18a. Discrepancy Indication Space ☐ Quantity ☐ Type ☐ Residue ☐ Partial Rejection ☐ Full Rejection
18b. Alternate Facility (or Generator)
Manifest Reference Number:
U.S. EPA ID Number
Facility's Phone:
18c. Signature of Alternate Facility (or Generator)
Month Day Year

19. Hazardous Waste Report Management Method Codes (i.e., codes for hazardous waste treatment, disposal, and recycling systems)
1. H132
2.
3.
4.

20. Designated Facility Owner or Operator: Certification of receipt of hazardous materials covered by the manifest except as noted in Item 18a
Printed/Typed Name: Jonathon Evans
Signature: [signature]
Month 7 Day 16 Year 19

GENERATOR / INT'L / TRANSPORTER / DESIGNATED FACILITY

EPA Form 8700-22 (Rev. 12-17) Previous editions are obsolete.

DESIGNATED FACILITY TO EPA's e-MANIFEST SYSTEM

12097243

L2518

Wayne Disposal, Inc.

49350 N I-94 SERVICE DRIVE, BELLEVILLE , MI 48111 USA

Customer Account:
SESSLER ENVIRONMENTAL SERVICES, LLC
30 VANTAGE POINT DR., SUITE 4
ROCHESTER, NY 14624-1141, USA

Generator Site Address:
NYD001827633, AMPHENOL CORPORATION
40-60 DELAWARE AVE.
SIDNEY, NY, 13838, USA

Receipt Preview

Receipt ID: 1311583
Customer ID: 600984
Manifest / BOL: 013578841FLE
Transporter: US Bulk Transport, Inc
Transporter EPA ID: PAD987347515
Truck#: 102
Date: 07/16/2019
Time In: 11:03 AM
Time Out:

Line	Description Generator	Qty. Unit
10	Wayne Disposal Host Community Agreement Royalty Fee Charge relates to: 013578841FLE - 1 NYD001827633 AMPHENOL CORPORATION Gross: 81,920 lbs. Tare: 34,100 lbs. Net: 47,820 lbs.	23.910 TONS

NO SALVAGING ON PREMISES

Invoice: 523631 Receipt 03-00 1311583 Cod COD #2

US ecology CERTIFICATE OF DISPOSAL

FOR MANIFESTED PCB WASTE

This certificate is to verify the wastes identified as PCB Solid

and specified on Manifest # 013578841 FLE, Line Item 1 has been landfilled on

7-16, 2019 in accordance with all local, state and federal regulations by:

Wayne Disposal, Inc

(EPA I.D. # MID048090633)

49350 N. I-94 Service Drive, Belleville, Michigan 48111
Telephone: 800-592-5489
Fax: 800-593-5329

Under civil and criminal penalties of law for the making or submission of false or fraudulent statements or representations (18 U.S.C. 1001 and 15 U.S.C. 2615), I certify that the information contained in or accompanying this document is true, accurate and complete. As to the identified section(s) of this document for which I cannot personally verify truth and accuracy. I certify as the company official having supervisory responsibility for the persons who are acting under my direct instructions made the verification that this information is true accurate and complete.

Authorized Signature: _____

Please print or type. Form Approved. OMB No. 2050-0039

UNIFORM HAZARDOUS WASTE MANIFEST

1. Generator ID Number: [illegible]
2. Page 1 of 1
3. Emergency Response Phone: [illegible]
4. Manifest Tracking Number: 013578842 FLE

5. Generator's Name and Mailing Address
Amphenol
40-60 Delaware St
Sidney, NY 13838
Generator's Phone: 607-563-5940

Generator's Site Address (if different than mailing address): Same

6. Transporter 1 Company Name: US Bulk Transport, Inc.
U.S. EPA ID Number: [illegible]

7. Transporter 2 Company Name:
U.S. EPA ID Number:

8. Designated Facility Name and Site Address
Wayne Disposal Inc
49350 North I-94 Service Drive
Belleville, MI 48111
Facility's Phone: [illegible]
U.S. EPA ID Number: MID [illegible]

9a. HM	9b. U.S. DOT Description (including Proper Shipping Name, Hazard Class, ID Number, and Packing Group (if any))	10. Containers No.	10. Containers Type	11. Total Quantity	12. Unit Wt./Vol.	13. Waste Codes
A	1. RQ, UN3432 Polychlorinated Biphenyls, solid (Soil) 9 PG III	1	DT	7 .0	X	[illegible]
	2.					
	3.					
	4.					

14. Special Handling Instructions and Additional Information
SES PO 19 E136
Approval #190043WDI-OTS
Storage Start Date 6/10/2019

15. **GENERATOR'S/OFFEROR'S CERTIFICATION:** I hereby declare that the contents of this consignment are fully and accurately described above by the proper shipping name, and are classified, packaged, marked and labeled/placarded, and are in all respects in proper condition for transport according to applicable international and national governmental regulations. If export shipment and I am the Primary Exporter, I certify that the contents of this consignment conform to the terms of the attached EPA Acknowledgment of Consent.
I certify that the waste minimization statement identified in 40 CFR 262.27(a) (if I am a large quantity generator) or (b) (if I am a small quantity generator) is true.

Generator's/Offeror's Printed/Typed Name: [illegible] Tom Berlino
Signature: [signature]
Month 07 Day 15 Year 19

16. International Shipments ☐ Import to U.S. ☐ Export from U.S. Port of entry/exit:
Transporter signature (for exports only): Date leaving U.S.:

17. Transporter Acknowledgment of Receipt of Materials

Transporter 1 Printed/Typed Name: Stephen M Winsell
Signature: [signature]
Month 7 Day 15 Year 19

Transporter 2 Printed/Typed Name:
Signature:
Month Day Year

18. Discrepancy

18a. Discrepancy Indication Space ☐ Quantity ☐ Type ☐ Residue ☐ Partial Rejection ☐ Full Rejection

Manifest Reference Number:

18b. Alternate Facility (or Generator)
U.S. EPA ID Number
Facility's Phone:

18c. Signature of Alternate Facility (or Generator)
Month Day Year

19. Hazardous Waste Report Management Method Codes (i.e., codes for hazardous waste treatment, disposal, and recycling systems)

1.	2.	3.	4.

20. Designated Facility Owner or Operator: Certification of receipt of hazardous materials covered by the manifest except as noted in Item 18a

Printed/Typed Name
Signature
Month Day Year

GENERATOR — INT'L — TRANSPORTER — DESIGNATED FACILITY

EPA Form 8700-22 (Rev. 12-17) Previous editions are obsolete.

GENERATOR'S INITIAL COPY

101 79680

Please print or type.

Form Approved. OMB No. 2050-0039

UNIFORM HAZARDOUS WASTE MANIFEST

1. Generator ID Number: NYD[illegible]
2. Page 1 of 1
3. Emergency Response Phone: 844-[illegible]
4. Manifest Tracking Number: 013578842 FLE

5. Generator's Name and Mailing Address
Amphenol
40-60 Delaware St
Sidney, NY 13838
Generator's Phone: 607-562-5941

Generator's Site Address (if different than mailing address)
Same

6. Transporter 1 Company Name: US Bulk Transport Inc.
U.S. EPA ID Number: PAD987[illegible]315

7. Transporter 2 Company Name:
U.S. EPA ID Number:

8. Designated Facility Name and Site Address
Wayne Disposal Inc
49350 North I-94 Service Drive
Belleville, MI 48111
Facility's Phone: 734-699-3900
U.S. EPA ID Number: MID 048 091 633

9a HM	9b. U.S. DOT Description (including Proper Shipping Name, Hazard Class, ID Number, and Packing Group (if any))	10. Containers No.	10. Containers Type	11. Total Quantity	12. Unit Wt./Vol.	13. Waste Codes		
X	1. RQ, UN2432 Polychlorinated Biphenyls, Solid, Sol 9 PG III	1	DT	2 pcs	K	PCB	9007	
	2.							
	3.							
	4.							

14. Special Handling Instructions and Additional Information
SES PO 19-E136
Approval #190043WDI-OTS
Storage Start Date 6/10/2019

15. GENERATOR'S/OFFEROR'S CERTIFICATION: I hereby declare that the contents of this consignment are fully and accurately described above by the proper shipping name, and are classified, packaged, marked and labeled/placarded, and are in all respects in proper condition for transport according to applicable international and national governmental regulations. If export shipment and I am the Primary Exporter, I certify that the contents of this consignment conform to the terms of the attached EPA Acknowledgment of Consent.
I certify that the waste minimization statement identified in 40 CFR 262.27(a) (if I am a large quantity generator) or (b) (if I am a small quantity generator) is true.

Generator's/Offeror's Printed/Typed Name: Agent for: Tom Bertino
Signature:
Month 07 Day 15 Year 19

16. International Shipments ☐ Import to U.S. ☐ Export from U.S. Port of entry/exit:
Transporter signature (for exports only): Date leaving U.S.:

17. Transporter Acknowledgment of Receipt of Materials
Transporter 1 Printed/Typed Name: STEPHEN M WINSHIP
Signature:
Month 7 Day 15 Year 19
Transporter 2 Printed/Typed Name:
Signature:
Month Day Year

18. Discrepancy
18a. Discrepancy Indication Space ☐ Quantity ☐ Type ☐ Residue ☐ Partial Rejection ☐ Full Rejection
Manifest Reference Number:
18b. Alternate Facility (or Generator)
U.S. EPA ID Number
Facility's Phone:
18c. Signature of Alternate Facility (or Generator)
Month Day Year

19. Hazardous Waste Report Management Method Codes (i.e., codes for hazardous waste treatment, disposal, and recycling systems)
1. H132 2. 3. 4.

20. Designated Facility Owner or Operator: Certification of receipt of hazardous materials covered by the manifest except as noted in Item 18a
Printed/Typed Name: Jonathan Evans
Signature:
Month 7 Day 16 Year 19

GENERATOR | INT'L | TRANSPORTER | DESIGNATED FACILITY

EPA Form 8700-22 (Rev. 12-17) Previous editions are obsolete.

DESIGNATED FACILITY TO EPA's e-MANIFEST SYSTEM

12097260

Wayne Disposal, Inc.

49350 N I-94 SERVICE DRIVE, BELLEVILLE , MI 48111 USA

1-2517

Customer Account:
SESSLER ENVIRONMENTAL SERVICES, LLC
30 VANTAGE POINT DR., SUITE 4
ROCHESTER, NY 14624-1141, USA

Generator Site Address:
NYD001827633, AMPHENOL CORPORATION
40-60 DELAWARE AVE.
SIDNEY, NY, 13838, USA

Receipt Preview

Receipt ID: 1311586
Customer ID: 600964
Manifest / BOL: 013578842FLE
Transporter: US Bulk Transport, Inc
Transporter EPA ID: PAD987347515
Truck#: 101
Date: 07/16/2019
Time In: 11:20 AM
Time Out:

Line	Description Generator	Qty.	Unit
10	Wayne Disposal Host Community Agreement Royalty Fee Charge relates to: 013578842FLE - 1 NYD001827633 AMPHENOL CORPORATION Gross: 79,680 lbs. Tare: 35,520 lbs. Net: 44,160 lbs.	22.080	TONS

NO SALVAGING ON PREMISES

Invoice: 523631 Receipt 03-00 1311586 Cod COD #2

12097261

Page 5 of 9

US ecology CERTIFICATE OF DISPOSAL

FOR MANIFESTED PCB WASTE

This certificate is to verify the wastes identified as PCB Solid

and specified on Manifest # 013578842 FLE, Line Item 1 has been landfilled on 7-16, 2019 in accordance with all local, state and federal regulations by:

Wayne Disposal, Inc

(EPA I.D. # MID048090633)

49350 N. I-94 Service Drive, Belleville, Michigan 48111
Telephone: 800-592-5489
Fax: 800-593-5329

Under civil and criminal penalties of law for the making or submission of false or fraudulent statements or representations (18 U.S.C. 1001 and 15 U.S.C. 2615), I certify that the information contained in or accompanying this document is true, accurate and complete. As to the identified section(s) of this document for which I cannot personally verify truth and accuracy. I certify as the company official having supervisory responsibility for the persons who are acting under my direct instructions made the verification that this information is true accurate and complete.

Authorized Signature: _____

Please print or type.

Form Approved. OMB No. 2050-0039

UNIFORM HAZARDOUS WASTE MANIFEST

1. Generator ID Number: [illegible]
2. Page 1 of 1
3. Emergency Response Phone: [illegible]
4. Manifest Tracking Number: 013578843 FLE

5. Generator's Name and Mailing Address
Amphenol
40 [illegible] Delaware St
Sidney, NY 13838
Generator's Phone: 607 [illegible]

Generator's Site Address (if different than mailing address)
Same

6. Transporter 1 Company Name: US Bulk Transport Inc
U.S. EPA ID Number: [illegible]

7. Transporter 2 Company Name:
U.S. EPA ID Number:

8. Designated Facility Name and Site Address
Wayne Disposal Inc
49350 North I-94 Service Drive
Belleville, MI 48111
Facility's Phone: [illegible]

U.S. EPA ID Number: MID [illegible]

9a. HM	9b. U.S. DOT Description (including Proper Shipping Name, Hazard Class, ID Number, and Packing Group (if any))	10. Containers No.	10. Containers Type	11. Total Quantity	12. Unit Wt./Vol.	13. Waste Codes
X	1. RQ, UN3432 Polychlorinated Biphenyls, Solid (Soil) 9 PG III	1	DT	7 [illegible]	K	[illegible]
	2.					
	3.					
	4.					

14. Special Handling Instructions and Additional Information
SES PO 19-E136
Approval #1900[illegible]WDI-OTS
Storage Start Date 6/10/2019

15. **GENERATOR'S/OFFEROR'S CERTIFICATION:** I hereby declare that the contents of this consignment are fully and accurately described above by the proper shipping name, and are classified, packaged, marked and labeled/placarded, and are in all respects in proper condition for transport according to applicable international and national governmental regulations. If export shipment and I am the Primary Exporter, I certify that the contents of this consignment conform to the terms of the attached EPA Acknowledgment of Consent.
I certify that the waste minimization statement identified in 40 CFR 262.27(a) (if I am a large quantity generator) or (b) (if I am a small quantity generator) is true.

Generator's/Offeror's Printed/Typed Name: Agent for Tom Bertino
Signature: [signature]
Month 07 Day 15 Year 19

16. International Shipments ☐ Import to U.S. ☐ Export from U.S. Port of entry/exit:
Transporter signature (for exports only): Date leaving U.S.:

17. Transporter Acknowledgment of Receipt of Materials

Transporter 1 Printed/Typed Name: Daniel [illegible]
Signature: [signature]
Month 07 Day 15 Year 19

Transporter 2 Printed/Typed Name:
Signature:
Month Day Year

18. Discrepancy

18a. Discrepancy Indication Space ☐ Quantity ☐ Type ☐ Residue ☐ Partial Rejection ☐ Full Rejection

Manifest Reference Number:

18b. Alternate Facility (or Generator)
U.S. EPA ID Number
Facility's Phone:

18c. Signature of Alternate Facility (or Generator)
Month Day Year

19. Hazardous Waste Report Management Method Codes (i.e., codes for hazardous waste treatment, disposal, and recycling systems)

1.	2.	3.	4.

20. Designated Facility Owner or Operator: Certification of receipt of hazardous materials covered by the manifest except as noted in Item 18a

Printed/Typed Name
Signature
Month Day Year

GENERATOR — INT'L — TRANSPORTER — DESIGNATED FACILITY

EPA Form 8700-22 (Rev. 12-17) Previous editions are obsolete.

GENERATOR'S INITIAL COPY

U.S. BULK #1260

1-2522

Please print or type.

Form Approved. OMB No. 2050-0039

UNIFORM HAZARDOUS WASTE MANIFEST

1. Generator ID Number: NYD001927633
2. Page 1 of 1
3. Emergency Response Phone: 866-928-1583
4. Manifest Tracking Number: 013578843 FLE

GENERATOR

5. Generator's Name and Mailing Address
Amphenol
40-60 Delaware St
Sidney, NY 13838
Generator's Phone: 607-563-5940

Generator's Site Address (if different than mailing address)
Same

6. Transporter 1 Company Name
US Bulk Transport Inc
U.S. EPA ID Number: DAD097347515

7. Transporter 2 Company Name
U.S. EPA ID Number:

8. Designated Facility Name and Site Address
Wayne Disposal Inc
49350 North I-94 Service Drive
Belleville, MI 48111
Facility's Phone: 734-697-2660
U.S. EPA ID Number: MID 042 090 633

9a. HM	9b. U.S. DOT Description (including Proper Shipping Name, Hazard Class, ID Number, and Packing Group (if any))	10. Containers No.	10. Containers Type	11. Total Quantity	12. Unit Wt./Vol.	13. Waste Codes		
X	1. RQ, UN3432 Polychlorinated Biphenyls, Solid (Soil), 9 PG III	1	DT	20,000	K	PCB1	D007	
	2.							
	3.							
	4.							

14. Special Handling Instructions and Additional Information
SES PO 19-E136
Approval #190043WDI-OTS
Storage Start Date 6/10/2019

15. **GENERATOR'S/OFFEROR'S CERTIFICATION:** I hereby declare that the contents of this consignment are fully and accurately described above by the proper shipping name, and are classified, packaged, marked and labeled/placarded, and are in all respects in proper condition for transport according to applicable international and national governmental regulations. If export shipment and I am the Primary Exporter, I certify that the contents of this consignment conform to the terms of the attached EPA Acknowledgment of Consent.
I certify that the waste minimization statement identified in 40 CFR 262.27(a) (if I am a large quantity generator) or (b) (if I am a small quantity generator) is true.

Generator's/Offeror's Printed/Typed Name: Agent for Tom Bertino
Signature: [signature]
Month 07 Day 15 Year 19

INT'L

16. International Shipments
☒ Import to U.S. ☐ Export from U.S.
Port of entry/exit:
Transporter signature (for exports only):
Date leaving U.S.:

TRANSPORTER

17. Transporter Acknowledgment of Receipt of Materials
Transporter 1 Printed/Typed Name: David J. McGee Tr.
Signature: [signature]
Month 07 Day 15 Year 19
Transporter 2 Printed/Typed Name:
Signature:
Month Day Year

DESIGNATED FACILITY

18. Discrepancy
18a. Discrepancy Indication Space ☐ Quantity ☐ Type ☐ Residue ☐ Partial Rejection ☐ Full Rejection
Manifest Reference Number:
18b. Alternate Facility (or Generator)
U.S. EPA ID Number
Facility's Phone:
18c. Signature of Alternate Facility (or Generator)
Month Day Year

19. Hazardous Waste Report Management Method Codes (i.e., codes for hazardous waste treatment, disposal, and recycling systems)
1. 2. 3. 4.

20. Designated Facility Owner or Operator: Certification of receipt of hazardous materials covered by the manifest except as noted in Item 18a
Printed/Typed Name: Jonathan Evans
Signature: [signature]
Month 7 Day 16 Year 19

EPA Form 8700-22 (Rev. 12-17) Previous editions are obsolete.

TRANSPORTER COPY

Wayne Disposal, Inc.

49350 N I-94 SERVICE DRIVE, BELLEVILLE , MI 48111 USA

1-2522

Customer Account:
SESSLER ENVIRONMENTAL SERVICES, LLC
30 VANTAGE POINT DR., SUITE 4
ROCHESTER, NY 14624-1141, USA

Generator Site Address:
NYD001827633, AMPHENOL CORPORATION
40-60 DELAWARE AVE,
SIDNEY, NY, 13838, USA

Receipt Preview

Receipt ID: 1311571
Customer ID: 600964
Manifest / BOL: 013578843FLE
Transporter: US Bulk Transport, Inc
Transporter EPA ID: PAD987347515
Truck#: 1260
Date: 07/16/2019
Time In: 9:58 AM
Time Out: ~~6:35 P.M.~~ 6:38 P.M.

Line	Description Generator	Qty. Unit
10	Wayne Disposal Host Community Agreement Royalty Fee	23.990 TONS

Charge relates to: 013578843FLE - 1

NYD001827633 AMPHENOL CORPORATION

Gross: 80,980 lbs. **Tare:** 33,000 lbs. **Net:** 47,980 lbs.

NO SALVAGING ON PREMISES

Invoice: 523631 Receipt 03-00 1311571 Cod COD #2

12097229

US ecology CERTIFICATE OF DISPOSAL

FOR MANIFESTED PCB WASTE

This certificate is to verify the wastes identified as PCB Solid

and specified on Manifest # 013575943 FLE, Line Item 1 has been landfilled on

7-16, 2019 in accordance with all local, state and federal regulations by:

Wayne Disposal, Inc

(EPA I.D. # MID048090633)

49350 N. I-94 Service Drive, Belleville, Michigan 48111
Telephone: 800-592-5489
Fax: 800-593-5329

Under civil and criminal penalties of law for the making or submission of false or fraudulent statements or representations (18 U.S.C. 1001 and 15 U.S.C. 2615), I certify that the information contained in or accompanying this document is true, accurate and complete. As to the identified section(s) of this document for which I cannot personally verify truth and accuracy. I certify as the company official having supervisory responsibility for the persons who are acting under my direct instructions made the verification that this information is true accurate and complete.

Authorized Signature: [illegible]

Please print or type.

Form Approved. OMB No. 2050-0039

UNIFORM HAZARDOUS WASTE MANIFEST

1. Generator ID Number

2. Page 1 of 1

3. Emergency Response Phone

4. Manifest Tracking Number: 013578845 FLE

5. Generator's Name and Mailing Address
Amphenol
40-60 Delaware St
Sidney, NY 13838
Generator's Phone: [illegible]

Generator's Site Address (if different than mailing address): Stone

6. Transporter 1 Company Name: [illegible]
U.S. EPA ID Number: [illegible]

7. Transporter 2 Company Name:
U.S. EPA ID Number:

8. Designated Facility Name and Site Address
Wayne Disposal Inc
49350 North I-94 Service Drive
Belleville, MI 48111
Facility's Phone: [illegible]

U.S. EPA ID Number: MID [illegible]

9a. HM	9b. U.S. DOT Description (including Proper Shipping Name, Hazard Class, ID Number, and Packing Group (if any))	10. Containers No.	10. Containers Type	11. Total Quantity	12. Unit Wt./Vol.	13. Waste Codes
X	1. RQ, UN3432 Polychlorinated Biphenyls, Solid (Soil) 9 PG,III	1	DT	22,000	M	[illegible]
	2.					
	3.					
	4.					

14. Special Handling Instructions and Additional Information
SES PO 19-E136
Approval #190043WDI-OTS
Storage Start Date 6/10/2019

15. **GENERATOR'S/OFFEROR'S CERTIFICATION:** I hereby declare that the contents of this consignment are fully and accurately described above by the proper shipping name, and are classified, packaged, marked and labeled/placarded, and are in all respects in proper condition for transport according to applicable international and national governmental regulations. If export shipment and I am the Primary Exporter, I certify that the contents of this consignment conform to the terms of the attached EPA Acknowledgment of Consent.
I certify that the waste minimization statement identified in 40 CFR 262.27(a) (if I am a large quantity generator) or (b) (if I am a small quantity generator) is true.

Generator's/Offeror's Printed/Typed Name: [illegible] Amphenol
Signature: [illegible]
Month 7 Day 16 Year 19

16. International Shipments ☐ Import to U.S. ☐ Export from U.S. Port of entry/exit:
Transporter signature (for exports only): Date leaving U.S.:

17. Transporter Acknowledgment of Receipt of Materials

Transporter 1 Printed/Typed Name: ERIC HARTMAN
Signature: [illegible]
Month 07 Day 16 Year 19

Transporter 2 Printed/Typed Name:
Signature:
Month Day Year

18. Discrepancy

18a. Discrepancy Indication Space ☐ Quantity ☐ Type ☐ Residue ☐ Partial Rejection ☐ Full Rejection

Manifest Reference Number:

18b. Alternate Facility (or Generator)
U.S. EPA ID Number
Facility's Phone:

18c. Signature of Alternate Facility (or Generator)
Month Day Year

19. Hazardous Waste Report Management Method Codes (i.e., codes for hazardous waste treatment, disposal, and recycling systems)

1.	2.	3.	4.

20. Designated Facility Owner or Operator: Certification of receipt of hazardous materials covered by the manifest except as noted in Item 18a

Printed/Typed Name
Signature
Month Day Year

GENERATOR — INT'L — TRANSPORTER — DESIGNATED FACILITY

EPA Form 8700-22 (Rev. 12-17) Previous editions are obsolete.

GENERATOR'S INITIAL COPY

Wayne Disposal, Inc.

49350 N I-94 SERVICE DRIVE, BELLEVILLE , MI 48111 USA

1-2581

Customer Account:
SESSLER ENVIRONMENTAL SERVICES, LLC
30 VANTAGE POINT DR., SUITE 4
ROCHESTER, NY 14624-1141, USA

Generator Site Address:
NYD001827633, AMPHENOL CORPORATION
40-60 DELAWARE AVE.
SIDNEY, NY, 13838, USA

Receipt Preview

Receipt ID: 1311669
Customer ID: 600964
Manifest / BOL: 013578845FLE
Transporter: US Bulk Transport, Inc
Transporter EPA ID: PAD987347515
Truck#: 149
Date: 07/17/2019
Time In: 10:47 AM
Time Out:

Line	Description Generator	Qty.	Unit
10	Wayne Disposal Host Community Agreement Royalty Fee	19.650	TONS
	Charge relates to: 013578845FLE - 1		
	NYD001827633 AMPHENOL CORPORATION		
	Gross: 74,100 lbs. Tare: 34,800 lbs. Net: 39,300 lbs.		

NO SALVAGING ON PREMISES

Invoice: 524298 **Receipt 03-00 1311669** **Manifest 013578845FLE**

149

74,100

Please print or type

Form Approved OMB No. 2050-0039

UNIFORM HAZARDOUS WASTE MANIFEST

1. Generator ID Number
2. Page 1 of
3. Emergency Response Phone
4. Manifest Tracking Number: 013578845 FLE

5. Generator's Name and Mailing Address
Generator's Site Address (if different than mailing address): Same
Generator's Phone

6. Transporter 1 Company Name — U.S. EPA ID Number

7. Transporter 2 Company Name — U.S. EPA ID Number

8. Designated Facility Name and Site Address — U.S. EPA ID Number
Facility's Phone

9a HM	9b U.S. DOT Description (including Proper Shipping Name, Hazard Class, ID Number, and Packing Group (if any))	10. Containers No.	Type	11. Total Quantity	12. Unit Wt./Vol.	13. Waste Codes
X	1 RQ, UN3082, Poly Brominated Biphenyls, Solid, Self Ht.	1	DT	30,000 RST.	K	
	2					
	3					
	4					

14. Special Handling Instructions and Additional Information
SES PO 19-E136
Approval 190043WDI OIS
Storage Start Date 5/10/2019

15. **GENERATOR'S/OFFEROR'S CERTIFICATION:** I hereby declare that the contents of this consignment are fully and accurately described above by the proper shipping name, and are classified, packaged, marked and labeled/placarded, and are in all respects in proper condition for transport according to applicable international and national governmental regulations. If export shipment and I am the Primary Exporter, I certify that the contents of this consignment conform to the terms of the attached EPA Acknowledgment of Consent.
I certify that the waste minimization statement identified in 40 CFR 262.27(a) (if I am a large quantity generator) or (b) (if I am a small quantity generator) is true.

Generator's/Offeror's Printed/Typed Name: Agent For Applegate — Signature — Month 7 Day 16 Year 19

16. International Shipments ☐ Import to U.S. ☐ Export from U.S. Port of entry/exit: Date leaving U.S.
Transporter signature (for exports only):

17. Transporter Acknowledgment of Receipt of Materials
Transporter 1 Printed/Typed Name: ERIC HARTMAN — Signature — Month 07 Day 16 Year 19
Transporter 2 Printed/Typed Name — Signature — Month Day Year

18. Discrepancy
18a. Discrepancy Indication Space ☐ Quantity ☐ Type ☐ Residue ☐ Partial Rejection ☐ Full Rejection
actual weight/28164 Haulper Eric Hartman Seagle 7-17-19
OIL to correct official # per Eric Hartman W44 System rev. 7-17-19
Manifest Reference Number:

18b. Alternate Facility (or Generator) — U.S. EPA ID Number
Facility's Phone

18c. Signature of Alternate Facility (or Generator) — Month Day Year

19. Hazardous Waste Report Management Method Codes (i.e., codes for hazardous waste treatment, disposal, and recycling systems)
1. H132 2. 3. 4.

20. Designated Facility Owner or Operator: Certification of receipt of hazardous materials covered by the manifest except as noted in Item 18a
Printed/Typed Name: Antonio Cetson — Signature — Month 7 Day 17 Year 19

GENERATOR — TRANSPORTER INT'L — DESIGNATED FACILITY

EPA Form 8700-22 (Rev. 12-17) Previous editions are obsolete

DESIGNATED FACILITY TO EPA's e-MANIFEST SYSTEM

12108692

US ecology CERTIFICATE OF DISPOSAL

FOR MANIFESTED PCB WASTE

This certificate is to verify the wastes identified as PCB Solids

and specified on Manifest # 013578845FLE, Line Item 1 has been landfilled on

7-17, 19 in accordance with all local, state and federal regulations by:

Wayne Disposal, Inc

(EPA I.D. # MID048090633)

49350 N. I-94 Service Drive, Belleville, Michigan 48111
Telephone: 800-592-5489
Fax: 800-593-5329

Under civil and criminal penalties of law for the making or submission of false or fraudulent statements or representations (18 U.S.C. 1001 and 15 U.S.C. 2615), I certify that the information contained in or accompanying this document is true, accurate and complete. As to the identified section(s) of this document for which I cannot personally verify truth and accuracy, I certify as the company official having supervisory responsibility for the persons who are acting under my direct instructions made the verification that this information is true accurate and complete.

Authorized Signature: [signature]

NON-HAZARDOUS WASTE MANIFEST

1. Generator ID Number: NYD001827633
2. Page 1 of 1
3. Emergency Response Phone: 800-807-7455
4. Waste Tracking Number: SUN-1504

5. Generator's Name and Mailing Address
AMPHENOL
40-60 DELAWARE STREET
SIDNEY NY 13838
ATT: JOSEPH BIANCHI
Generator's Phone: 607 563-5840
Generator's Site Address (if different than mailing address)

6. Transporter 1 Company Name: SUN ENVIRONMENTAL CORP.
U.S. EPA ID Number: NYR000176958

7. Transporter 2 Company Name
U.S. EPA ID Number

8. Designated Facility Name and Site Address
CYCLE CHEM, INC.
560 INDUSTRIAL DR.
LEWISBERRY PA 17339
Facility's Phone: 717 938-4700
U.S. EPA ID Number: PAD067098822

	9. Waste Shipping Name and Description	10. Containers No.	10. Containers Type	11. Total Quantity	12. Unit Wt./Vol.	
1.	NON RCRA, NON DOT REGULATED SOLIDS (CARBON)	001	DM	00500	P	
2.	NON RCRA, NON DOT REGULATED SOLIDS (DECON PAD, EPDM)	001	DM	00400	P	
3.						
4.						

13. Special Handling Instructions and Additional Information
JOB# SBSS.1011 SUN PO# 40800 SIGNED PROFILES ATTACHED
1.86374-LD (55 GAL)
2.86376-LD (55 GAL)

14. GENERATOR'S/OFFEROR'S CERTIFICATION: I hereby declare that the contents of this consignment are fully and accurately described above by the proper shipping name, and are classified, packaged, marked and labeled/placarded, and are in all respects in proper condition for transport according to applicable international and national governmental regulations.

Generator's/Offeror's Printed/Typed Name: [illegible] Signature: [illegible] Month 9 Day 1 Year 17

INT'L
15. International Shipments ☐ Import to U.S. ☐ Export from U.S. Port of entry/exit:
Transporter Signature (for exports only): Date leaving U.S.:

TRANSPORTER
16. Transporter Acknowledgment of Receipt of Materials
Transporter 1 Printed/Typed Name: Lonnie King Signature: [illegible] Month 9 Day 1 Year 17
Transporter 2 Printed/Typed Name Signature Month Day Year

DESIGNATED FACILITY
17. Discrepancy
17a. Discrepancy Indication Space ☐ Quantity ☐ Type ☐ Residue ☐ Partial Rejection ☐ Full Rejection
Manifest Reference Number:
17b. Alternate Facility (or Generator) U.S. EPA ID Number
Facility's Phone:
17c. Signature of Alternate Facility (or Generator) Month Day Year

18. Designated Facility Owner or Operator: Certification of receipt of materials covered by the manifest except as noted in Item 17a
Printed/Typed Name Signature Month Day Year

Please print or type. (Form designed for use on elite (12-pitch) typewriter.) Form Approved. OMB No. 2050-0039

UNIFORM HAZARDOUS WASTE MANIFEST

1. Generator ID Number: NYD001827633
2. Page 1 of 1
3. Emergency Response Phone: 800-807-7455
4. Manifest Tracking Number: 008595680 JJK

5. Generator's Name and Mailing Address: AMPHENOL, 40-60 DELAWARE STREET, SIDNEY NY 13838 — Att: JOSEPH BIANCHI
Generator's Phone: 607 563-6940
Generator's Site Address (if different than mailing address):

6. Transporter 1 Company Name: SUN ENVIRONMENTAL CORP. — U.S. EPA ID Number: NYR000176958

7. Transporter 2 Company Name: — U.S. EPA ID Number:

8. Designated Facility Name and Site Address: CYCLE CHEM, INC., 550 INDUSTRIAL DR., LEWISBERRY PA 17339
Facility's Phone: 717 938-4700 — U.S. EPA ID Number: PAD067098822

9a. HM	9b. U.S. DOT Description (including Proper Shipping Name, Hazard Class, ID Number, and Packing Group (if any))	10. Containers No.	10. Containers Type	11. Total Quantity	12. Unit Wt./Vol.	13. Waste Codes
X	1. UN3432, Polychlorinated biphenyls, solid 9, PGII ERG#171	001	DM	154	K	8007
X	2. UN3432, Polychlorinated biphenyls, solid 9, PGII ERG# 171	001	DM	220	K	8007
X	3. UN3432, Polychlorinated biphenyls, solid 9, PGII	001	DM	440	K	8007
	4.					

14. Special Handling Instructions and Additional Information
JOB# SESS.1011 SUN PO#40800 SIGNED PROFILES AND LDR ATTACHED
1. 86382-PCB1 (CONTAINER # 1 / 55 GAL / DRILL CUTTINGS / OUT OF SERVICE DATE 9/4/19)
2. 86366-PCB1 (CONTAINER # 2 / 55 GAL / HOSES & PUMP / OUT OF SERVICE DATE 9/4/19)
3. 86371-PCB1 (CONTAINER #3 / 55 GALLON / SEDIMENT / OUT OF SERVICE DATE 09/04/19)

15. **GENERATOR'S/OFFEROR'S CERTIFICATION:** I hereby declare that the contents of this consignment are fully and accurately described above by the proper shipping name, and are classified, packaged, marked and labeled/placarded, and are in all respects in proper condition for transport according to applicable international and national governmental regulations. If export shipment and I am the Primary Exporter, I certify that the contents of this consignment conform to the terms of the attached EPA Acknowledgment of Consent.
I certify that the waste minimization statement identified in 40 CFR 262.27(a) (if I am a large quantity generator) or (b) (if I am a small quantity generator) is true.

Generator's/Offeror's Printed/Typed Name: Eric Hoban — Signature: [signature] — Month 9 Day 4 Year 19

16. International Shipments ☐ Import to U.S. ☐ Export from U.S. Port of entry/exit:
Transporter signature (for exports only): Date leaving U.S.:

17. Transporter Acknowledgment of Receipt of Materials
Transporter 1 Printed/Typed Name: [illegible] — Signature: [signature] — Month 9 Day 4 Year 19
Transporter 2 Printed/Typed Name: — Signature: — Month Day Year

18. Discrepancy
18a. Discrepancy Indication Space ☐ Quantity ☐ Type ☐ Residue ☐ Partial Rejection ☐ Full Rejection
Manifest Reference Number:
18b. Alternate Facility (or Generator) — U.S. EPA ID Number
Facility's Phone:
18c. Signature of Alternate Facility (or Generator) — Month Day Year

19. Hazardous Waste Report Management Method Codes (i.e., codes for hazardous waste treatment, disposal, and recycling systems)
1. 2. 3. 4.

20. Designated Facility Owner or Operator: Certification of receipt of hazardous materials covered by the manifest except as noted in Item 18a
Printed/Typed Name — Signature — Month Day Year

GENERATOR — INT'L — TRANSPORTER — DESIGNATED FACILITY

EPA Form 8700-22 (Rev. 3-05) Previous editions are obsolete.

GENERATOR'S INITIAL COPY

PARADIGM
ENVIRONMENTAL SERVICES, INC.

Analytical Report For

Sessler Environmental

For Lab Project ID

191760

Referencing

19E013C Amphenol

Prepared

Monday, April 29, 2019

Any noncompliant QC parameters or other notes impacting data interpretation are flagged or documented on the final report or are noted below.

Certifies that this report has been approved by the Technical Director or Designee

179 Lake Avenue • Rochester, NY 14608 • (585) 647-2530 • Fax (585) 647-3311 • ELAP ID# 10958

This report is part of a multipage document and should only be evaluated in its entirety. The Chain of Custody provides additional sample information, including compliance with the sample condition requirements upon receipt.

PARADIGM ENVIRONMENTAL SERVICES, INC.

Lab Project ID: 191760

Client: **Sessler Environmental**

Project Reference: 19E013C Amphenol

Sample Identifier:	PCB-Decon-Bucket		
Lab Sample ID:	191760-01	**Date Sampled:**	4/25/2019
Matrix:	Wipe	**Date Received:**	4/26/2019

PCBs

Analyte	Result	Units	Qualifier	Date Analyzed
PCB-1016	< 0.500	ug/100 cm2		4/27/2019 04:54
PCB-1221	< 0.500	ug/100 cm2		4/27/2019 04:54
PCB-1232	< 0.500	ug/100 cm2		4/27/2019 04:54
PCB-1242	< 0.500	ug/100 cm2		4/27/2019 04:54
PCB-1248	**0.999**	ug/100 cm2		4/27/2019 04:54
PCB-1254	< 0.500	ug/100 cm2		4/27/2019 04:54
PCB-1260	< 0.500	ug/100 cm2		4/27/2019 04:54
PCB-1262	< 0.500	ug/100 cm2		4/27/2019 04:54
PCB-1268	< 0.500	ug/100 cm2		4/27/2019 04:54

Surrogate	Percent Recovery	Limits	Outliers	Date Analyzed
Tetrachloro-m-xylene	**61.3**	25.4 - 89.7		4/27/2019 04:54

Method Reference(s): EPA 8082A
EPA 3546

Preparation Date: 4/26/2019

This report is part of a multipage document and should only be evaluated in its entirety. The Chain of Custody provides additional sample information, including compliance with the sample condition requirements upon receipt.

PARADIGM ENVIRONMENTAL SERVICES, INC.

Lab Project ID: 191760

Client: **Sessler Environmental**

Project Reference: 19E013C Amphenol

Sample Identifier:	PCB-Decon-Hammer		
Lab Sample ID:	191760-02	**Date Sampled:**	4/25/2019
Matrix:	Wipe	**Date Received:**	4/26/2019

PCBs

Analyte	Result	Units	Qualifier	Date Analyzed
PCB-1016	< 0.500	ug/100 cm2		4/27/2019 05:17
PCB-1221	< 0.500	ug/100 cm2		4/27/2019 05:17
PCB-1232	< 0.500	ug/100 cm2		4/27/2019 05:17
PCB-1242	< 0.500	ug/100 cm2		4/27/2019 05:17
PCB-1248	**2.87**	ug/100 cm2		4/27/2019 05:17
PCB-1254	< 0.500	ug/100 cm2		4/27/2019 05:17
PCB-1260	< 0.500	ug/100 cm2		4/27/2019 05:17
PCB-1262	< 0.500	ug/100 cm2		4/27/2019 05:17
PCB-1268	< 0.500	ug/100 cm2		4/27/2019 05:17

Surrogate	Percent Recovery	Limits	Outliers	Date Analyzed
Tetrachloro-m-xylene	**55.1**	25.4 - 89.7		4/27/2019 05:17

Method Reference(s): EPA 8082A
EPA 3546
Preparation Date: 4/26/2019

This report is part of a multipage document and should only be evaluated in its entirety. The Chain of Custody provides additional sample information, including compliance with the sample condition requirements upon receipt.

Analytical Report Appendix

The reported results relate only to the samples as they have been received by the laboratory.

Each page of this document is part of a multipage report. This document may not be reproduced except in its entirety, without the prior consent of Paradigm Environmental Services, Inc.

All soil/sludge samples have been reported on a dry weight basis, unless qualified "reported as received". Other solids are reported as received.

Low level Volatiles blank reports for soil/solid matrix are based on a nominal 5 gram weight. Sample results and reporting limits are based on actual weight, which may be more or less than 5 grams.

The Chain of Custody provides additional information, including compliance with sample condition requirements upon receipt. Sample condition requirements are defined under the 2003 NELAC Standard, sections 5.5.8.3.1 and 5.5.8.3.2.

NYSDOH ELAP does not certify for all parameters. Paradigm Environmental Services or the indicated subcontracted laboratory does hold certification for all analytes where certification is offered by ELAP unless otherwise specified. Aliquots separated for certain tests, such as TCLP, are indicated on the Chain of Custody and final reports with an "A" suffix.

Data qualifiers are used, when necessary, to provide additional information about the data. This information may be communicated as a flag or as text at the bottom of the report. Please refer to the following list of analyte-specific, frequently used data flags and their meaning:

"<" = Analyzed for but not detected at or above the quantitation limit.
"E" = Result has been estimated, calibration limit exceeded.
"Z" = See case narrative.
"D" = Sample, Laboratory Control Sample, or Matrix Spike Duplicate results above Relative Percent Difference limit.
"M" = Matrix spike recoveries outside QC limits. Matrix bias indicated.
"B" = Method blank contained trace levels of analyte. Refer to included method blank report.
"J" = Result estimated between the quantitation limit and half the quantitation limit.
"L" = Laboratory Control Sample recovery outside accepted QC limits.
"P" = Concentration differs by more than 40% between the primary and secondary analytical columns.
"NC" = Not calculable. Applicable to RPD if sample or duplicate result is non-detect or estimated (see primary report for data flags). Applicable to MS if sample is greater or equal to ten times the spike added. Applicable to sample surrogates or MS if sample dilution is 10x or higher.
"" = Indicates any recoveries outside associated acceptance windows. Surrogate outliers in samples are presumed matrix effects. LCS demonstrates method compliance unless otherwise noted.*
"(1)" = Indicates data from primary column used for QC calculation.
"A" = denotes a parameter for which ELAP does not offer approval as part of their laboratory certification program.
"F" = denotes a parameter for which Paradigm does not carry certification, the results for which should therefore only be used where ELAP certification is not required, such as personal exposure assessment.

GENERAL TERMS AND CONDITIONS
LABORATORY SERVICES

These Terms and Conditions embody the whole agreement of the parties in the absence of a signed and executed contract between the Laboratory (LAB) and Client. They shall supersede all previous communications, representations, or agreements, either verbal or written, between the parties. The LAB specifically rejects all additional, inconsistent, or conflicting terms, whether printed or otherwise set forth in any purchase order or other communication from the Client to the LAB. The invalidity or unenforceability in whole or in part of any provision, tern or condition hereof shall not affect in any way the validity or enforceability of the remainder of the Terms and Conditions. No waiver by LAB of any provision, term, or condition hereof or of any breach by or obligation of the Client hereunder shall constitute a waiver of such provision, term, or condition on any other occasion or a waiver of any other breach by or obligation of the Client. This agreement shall be administered and interpreted under the laws of the state which services are procured.

Warranty. Recognizing that the nature of many samples is unknown and that some may contain potentially hazardous components, LAB warrants only that it will perform testing services, obtain findings, and prepare reports in accordance with generally accepted analytical laboratory principles and practices at the time of performance of services. LAB makes no other warranty, express or implied.

Scope and Compensation. LAB agrees to perform the services described in the chain of custody to which these terms and conditions are attached. Unless the parties agree in writing to the contrary, the duties of LAB shall not be construed to exceed the services specifically described. LAB wi use LAB default method for all tests unless specified otherwise on the Work Order.

Payment terms are net 30 days from the date of invoice. All overdue payments are subject to an interest charge of one and one-half percent (1-1/2%) per month or a portion thereof. Client shall also be responsible for costs of collection, including payment of reasonable attorney fees if such expense is incurred. The prices, unless stated, do not include any sale, use or other taxes. Such taxes will be added to invoice prices when required.

Prices. Compensation for services performed will be based on the current Lab Analytical Fee Schedule or on quotations agreed to in writing by the parties. Turnaround time based charges are determined from the time of resolution of all work order questions. Testimony, court appearances or data compilation for legal action will be charged separately. Evaluation and reporting of initial screening runs may incur additional fees.

Limitations of Liability. In the event of any error, omission, or other professional negligence, the sole and exclusive responsibility of LAB shall be to re-perform the deficient work at its own expense and LAB shall have no other liability whatsoever. All claims shall be deemed waived unless made in writing and received by LAB within ninety (90) days following completion of services.

LAB shall have no liability, obligation, or responsibility of any kind for losses, costs, expenses, or other damages (including but not limited to any special, direct, incidental or consequential damages) with respect to LAB's services or results.

All results provided by LAB are strictly for the use of its clients and LAB is in no way responsible for the use of such results by clients or third parties. All reports should be considered in their entirety, and LAB is not responsible for the separation, detachment, or other use of any portion of these reports. Client may not assign the lab report without the written consent of the LAB.

Client covenants and agrees, at its/his/her sole expense, to indemnify, protect, defend, and save harmless the LAB from and against any and all damages, losses, liabilities, obligations, penalties, claims, litigation, demands, defenses, judgments, suits, actions, proceedings, costs, disbursements and/or expenses (including, without limitation attorneys' and experts' fees and disbursements) of any kind whatsoever which may at any time be imposed upon, incurred by or asserted or awarded against client relating to, resulting from or arising out of (a) the breach of this agreement by this client, (b) the negligence of the client in handling, delivering or disclosing any hazardous substance, (c) the violation of the Client of any applicable law, (d) non-compliance by the Client with any environmental permit or (e) a material misrepresentation in disclosing the materials to be tested.

Hazard Disclosure. Client represents and warrants that any sample delivered to LAB will be preceded or accompanied by complete written disclosure of the presence of any hazardous substances known or suspected by Client. Client further warrants that any sample containing any hazardous substance that is to be delivered to LAB will be packaged, labeled, transported, and delivered properly and in accordance with applicable laws.

Sample Handling. Prior to LAB's acceptance of any sample (or after any revocation of acceptance), the entire risk of loss or of damage to such sample remains with Client. Samples are accepted when receipt is acknowledged on chain of custody documentation. In no event will LAB have any responsibility for the action or inaction of any carrier shipping or delivering any sample to or from LAB premises.

Client authorizes LAB to proceed with the analysis of samples as received by the laboratory, recognizing that any samples not in compliance with all current DOH-ELAP-NELAP requirements for containers, preservation or holding time will be noted as such on th final report.

Disposal of hazardous waste samples is the responsibility of the Client. If the Client does not wish such samples returned, LAB may add storage and disposal fees to the final invoice. Maximum storage time for samples is 30 days after completion of analysis unless modified by applicable state or federal laws. Client will be required to give the LAB written instructions concerning disposal of these samples.

LAB reserves the absolute right, exercisable at any time, to refuse to receive delivery of, refuse to accept, or revoke acceptance of any sample, which, in the sole judgment of LAB (a) is of unsuitable volume, (b) may be or become unsuitable for or may pose a risk in handling, transport, or processing for any health, safety, environmental or other reason whether or not due to the presence in the sample of any hazardous substance, and whether or not such presence has been disclosed to LAB by Client or (c) if the condition or sample date make the sample unsuitable for analysis.

Legal Responsibility. LAB is solely responsible for performance of this contract, and no affiliated company, director, officer, employee, or agent shall have any legal responsibility hereunder, whether in contract or tort including negligence.

Assignment. LAB may assign its performance obligations under this contract to other parties, as it deems necessary. LAB shall disclose to Client any assignee (subcontractor) by ELAP ID # on the submitted final report.

Force Majeure. LAB shall have no responsibility or liability to the Client for any failure or delay in performance by LAB, which results in whole or in part from any cause or circumstance beyond the reasonable control of LAB. Such causes and circumstances shall include, but not limited to, acts of God, acts or orders of any government authority, strikes or other labor disputes, natural disasters, accidents, wars, civil disturbances, difficulties or delays in transportation, mail or delivery services, inability to obtain sufficient services or supplies from LAB's usual suppliers, or any other cause beyond LAB's reasonable control.

Law. This contract shall be continued under the laws of the State of New York without regard to its conflicts of laws provision.

1062

179 Lake Avenue, Rochester, NY 14608 Office (585) 647-2530 Fax (585) 647-3311

PARADIGM ENVIRONMENTAL SERVICES, INC

CHAIN OF CUSTODY

REPORT TO:	INVOICE TO:	
CLIENT: Sessler Env	CLIENT:	LAB PROJECT ID: 191760
ADDRESS: 30 Vantage Pt Drive	ADDRESS: SAME	
CITY: Rochester STATE: NY ZIP: 14624	CITY: STATE: ZIP:	Quotation #:
PHONE: 585-721-5797	PHONE:	Email: ehoban@sesslerenv.com sjackson@sesslerenv.com
ATTN: Eric Hoban	ATTN: Shari Jackson	

PROJECT REFERENCE: 190136 Amphenol

Matrix Codes:
AQ - Aqueous Liquid; NQ - Non-Aqueous Liquid; WA - Water; WG - Groundwater; DW - Drinking Water; WW - Wastewater; SO - Soil; SL - Sludge; SD - Solid; PT - Paint; WP - Wipe; CK - Caulk; OL - Oil; AR - Air

REQUESTED ANALYSIS

DATE COLLECTED	TIME COLLECTED	COMPOSITE	GRAB	SAMPLE IDENTIFIER	MATRIX CODES	NUMBER OF CONTAINERS	PCB										REMARKS	PARADIGM LAB SAMPLE NUMBER
4/25	1500		X	PCB-DECON-Bucket	WP	202	/										100cm² template	01
4/25	1509		X	PCB DECON-HAMMER	WP	202	/										↓	02

Turnaround Time		Report Supplements		
Availability contingent upon lab approval; additional fees may apply.				
Standard 5 day	☐	None Required	☑	None Required ☑
10 day	☐	Batch QC	☐	Basic EDD ☐
Rush 3 day	☐	Category A	☐	NYSDEC EDD ☐
Rush 2 day	☑	Category B	☐	
Rush 1 day	☐			
Date Needed _____ please indicate date needed:		Other please indicate package needed:	☐	Other EDD please indicate EDD needed: ☐

Luke Keyes	4/25 1509	Total Cost:
Sampled By	Date/Time	
[signature]	4/26 1040	
Relinquished By	Date/Time	
Jane J. Dalois	4/26/19 1040	P.I.F.
Received By	Date/Time	
Molly Vail	4/26/19 1041	
Received @ Lab By	Date/Time	

By signing this form, client agrees to Paradigm Terms and Conditions (reverse).

See additional page for sample conditions.

PARADIGM ENVIRONMENTAL SERVICES, INC.

Chain of Custody Supplement

Client: Sessler **Completed by:** Molly Gail

Lab Project ID: 191760 **Date:** 4/26/19

Sample Condition Requirements

Per NELAC/ELAP 210/241/242/243/244

Condition	NELAC compliance with the sample condition requirements upon receipt: Yes	No	N/A
Container Type	X		
Comments			
Transferred to method-compliant container			X
Headspace (<1 mL)			X
Comments			
Preservation	Hexane		
Comments			
Chlorine Absent (<0.10 ppm per test strip)			X
Comments			
Holding Time	X		
Comments			
Temperature			X
Comments			
Sufficient Sample Quantity	X		
Comments			

This Memorandum is an acknowledgment that a Bill of Lading has been issued and is not Original Bill of Lading, nor a copy or duplicate, covering the property named herein, and is intended solely for filing or record.

Page 1 of 1

Sun Environmental Corp (Syracuse)
(Name of carrier) (SCAC)

Shipper No.

Carrier No. 7A-709

Date 8/8/19

On Collect on Delivery shipments, the letters "COD" must appear before consignee's name or as otherwise provided in Item 430, Sec.1.

TO:
Consignee Industrial Oil Tank Services
Street 120 Dry Rd
City Oriskany State NY Zip Code 13424

FROM:
Shipper Amphenol Aerospace
Street 191 Delaware Avenue
City Sidney State N.Y. Zip Code
24 hr. Emergency Contact Tel. No. 800-807-7155

Route

Vehicle Number

No. of Units & Container Type	HM	BASIC DESCRIPTION UN or NA Number, Proper Shipping Name, Hazard Class, Packing Group	TOTAL QUANTITY (Weight, Volume, Gallons, etc.)	WEIGHT (Subject to Correction)	RATE	CHARGES (For Carrier Use Only)
TT		Non-RCRA, Non DOT Regulated Liquid (Oil Impacted Water)	2,500	est	6	
		SESS. 0008				
		Approval # CESM10009				

PLACARDS TENDERED: YES ☐ NO ☐

Note — (1) Where the rate is dependent on value, shippers are required to state specifically in writing the agreed or declared value of the property, as follows: "The agreed or declared value of the property is hereby specifically stated by the shipper to be not exceeding _____ per _____."
(2) Where the applicable tariff provisions specify a limitation of the carrier's liability absent a release or a value declaration by the shipper and the shipper does not release the carrier's liability or declare a value, the carrier's liability shall be limited to the extent provided by such provisions. See NMFC Item 172.
(3) Commodities requiring special or additional care or attention in handling or stowing must be so marked and packaged as to ensure safe transportation. See Section 2(e) of Item 360, Bills of Lading, Freight Bills and Statements of Charges and Section 1(a) of the Contract Terms and Conditions for a list of such articles.

I hereby declare that the contents of this consignment are fully and accurately described above by the proper shipping name and are classified, packaged, marked and labelled/placarded, and are in all respects in proper condition for transport according to applicable international and national governmental regulations.

_____ Signature

REMIT C.O.D. TO: ADDRESS

COD Amt: $

C.O.D. FEE: PREPAID ☐ COLLECT ☐ $

Subject to Section 7 of the conditions, if this shipment is to be delivered to the consignee without recourse on the consignor, the consignor shall sign the following statement:
The carrier shall not make delivery of this shipment without payment of freight and all other lawful charges.

_____ (Signature of Consignor)

TOTAL CHARGES $

FREIGHT CHARGES
FREIGHT PREPAID except when box at right is checked ☐ Check box if charges are to be collect

RECEIVED, subject to the classifications and tariffs in effect on the date of the issue of this Bill of Lading, the property described above in apparent good order, except as noted (contents and condition of contents of packages unknown), marked, consigned, and destined as indicated above which said carrier (the word carrier being understood throughout this contract as meaning any person or corporation in possession of the property under the contract) agrees to carry to its usual place of delivery at said destination, if on its route, otherwise to deliver to another carrier on the route to said destination. It is mutually agreed as to each carrier of all or any of, said property over all or any portion of said route to destination and as to each party at any time interested in all or any said property, that every service to be performed hereunder shall be subject to all the bill of lading terms and conditions in the governing classification on the date of shipment.
Shipper hereby certifies that he is familiar with all the lading terms and conditions in the governing classification and the said terms and conditions are hereby agreed to by the shipper and accepted for himself and his assigns.

SHIPPER AMPHENOL AEROSPACE
PER [signature]

CARRIER Sun Env Corp
PER [signature]
DATE 8/8/19

4

Permanent post-office address of shipper.

PRINTED ON RECYCLED PAPER USING SOY INK
STYLE F370-4 © 2012 LABELMASTER® (800) 621-5808 www.labelmaster.com

This Memorandum is an acknowledgment that a Bill of Lading has been issued and is not Original Bill of Lading, nor a copy or duplicate, covering the property named herein, and is intended solely for filing or record.

Shipper No. SUN-1227

Carrier No. 7A-709

Page ____ of ____

Sun Environmental Corp. (SYRACUSE)
(Name of carrier) (SCAC)

Date 8/8/19

On Collect on Delivery shipments, the letters "COD" must appear before consignee's name or as otherwise provided in Item 430, Sec 1.

TO:
Consignee Industrial Oil Tank Services
Street 120 Dry Road
City Oriskany State NY Zip Code 13424

FROM: Shipper Amphenol Aerospace
Street 191 Delaware Avenue
City Sidney State NY Zip Code

24 hr. Emergency Contact Tel. No. 800-807-7455

Route

Vehicle Number 314

No. of Units & Container Type	HM	BASIC DESCRIPTION UN or NA Number, Proper Shipping Name, Hazard Class, Packing Group	TOTAL QUANTITY (Weight, Volume, Gallons, etc.)	WEIGHT (Subject to Correction)	RATE	CHARGES (For Carrier Use Only)
TT		Non-RCRA, Non-DOT Regulated Liquid (Oil Impacted Water)	3,000	est	G	
		SESS.0008 Approval # CESM10009				

PLACARDS TENDERED: YES ☐ NO ☐

Note — (1) Where the rate is dependent on value, shippers are required to state specifically in writing the agreed or declared value of the property, as follows: "The agreed or declared value of the property is hereby specifically stated by the shipper to be not exceeding _____ per _____."
(2) Where the applicable tariff provisions specify a limitation of the carrier's liability absent a release or a value declaration by the shipper and the shipper does not release the carrier's liability or declare a value, the carrier's liability shall be limited to the extent provided by such provisions. See NMFC Item 172.
(3) Commodities requiring special or additional care or attention in handling or stowing must be so marked and packaged as to ensure safe transportation. See Section 2(e) of Item 360, Bills of Lading, Freight Bills and Statements of Charges and Section 1(a) of the Contract Terms and Conditions for a list of such articles.

I hereby declare that the contents of this consignment are fully and accurately described above by the proper shipping name and are classified, packaged, marked and labelled/placarded, and are in all respects in proper condition for transport according to applicable international and national governmental regulations.

_____ Signature

REMIT C.O.D. TO: ADDRESS

COD Amt: $

C.O.D. FEE: PREPAID ☐ COLLECT ☐ $

Subject to Section 7 of the conditions, if this shipment is to be delivered to the consignee without recourse on the consignor, the consignor shall sign the following statement:
The carrier shall not make delivery of this shipment without payment of freight and all other lawful charges.

_____ (Signature of Consignor)

TOTAL CHARGES $

FREIGHT CHARGES
FREIGHT PREPAID except when box at right is checked ☐ Check box if charges are to be collect

RECEIVED, subject to the classifications and tariffs in effect on the date of the issue of this Bill of Lading, the property described above in apparent good order, except as noted (contents and condition of contents of packages unknown), marked, consigned, and destined as indicated above which said carrier (the word carrier being understood throughout this contract as meaning any person or corporation in possession of the property under the contract) agrees to carry to its usual place of delivery at said destination, if on its route, otherwise to deliver to another carrier on the route to said destination. It is mutually agreed as to each carrier of all or any of, said property over all or any portion of said route to destination and as to each party at any time interested in all or any said property, that every service to be performed hereunder shall be subject to all the bill of lading terms and conditions in the governing classification on the date of shipment.
Shipper hereby certifies that he is familiar with all the lading terms and conditions in the governing classification and the said terms and conditions are hereby agreed to by the shipper and accepted for himself and his assigns.

SHIPPER Amphenol Aerospace
PER Agent [signature]
[signature] 8/8/19

CARRIER Sun Environmental Corp.
PER [signature]
DATE 8/8/19

4

Permanent post-office address of shipper.

PRINTED ON RECYCLED PAPER USING SOYBEAN INK SOY INK

STYLE F370-4 © 2012 LABELMASTER® (800) 621-5808 www.labelmaster.com

APPENDIX D
PCB Analytical Reports

Experience is the solution
314 North Pearl Street ♦ Albany, New York 12207
(800) 848-4983 ♦ (518) 434-4546 ♦ Fax (518) 434-0891

September 17, 2018

Matt Stodel
Barton & Loguidice, P.C.
443 Electronics Parkway
Liverpool, NY 13088

TEL: (315) 457-5200

Work Order No: 180907088
PO#: 1153.010.001

RE: Concrete Slab Sampling
Amphenol

Dear Matt Stodel:

Adirondack Environmental Services, Inc received 6 samples on 9/7/2018 for the analyses presented in the following report.

Please see case narrative for specifics on analysis.

If you have any questions regarding these tests results, please feel free to call.

Sincerely,

ELAP#: 10709

Krzysztof Trafalski
Laboratory Manager

Adirondack Environmental Services, Inc — CASE NARRATIVE

CLIENT:	Barton & Loguidice, P.C.	**Date:**	*17-Sep-18*
Project:	Concrete Slab Sampling		
Lab Order:	180907088		

Sample containers were not supplied by Adirondack Environmental Services.

Definitions - RL: Reporting Limit DF: Dilution factor

Qualifiers:

ND : Not Detected at reporting limit	C: CCV below acceptable Limits
J: Analyte detected below quantitation limit	C+: CCV above acceptable Limits
B: Analyte detected in Blank	S: LCS Spike recovery is below acceptable limits
X : Exceeds maximum contamination limit	S+: LCS Spike recovery is above acceptable limits
H: Hold time exceeded	Z: Duplication outside acceptable limits
N: Matrix Spike below acceptable limits	T : Tentatively Identified Compound-Estimated
N+: Matrix Spike is above acceptable limits	E :Above quantitation range-Estimated

Note : All Results are reported as wet weight unless noted

The results relate only to the items tested. Information supplied by the client is assumed to be correct.

Adirondack Environmental Services, Inc

Date: *17-Sep-18*

CLIENT: Barton & Loguidice, P.C.
Project: Concrete Slab Sampling
Amphenol

LabWork Order: **180907088**
PO#: 1153.010.001

Lab SampleID: 180907088-001 **Collection Date:** 9/6/2018
Client Sample ID: W-1 **Matrix:** WIPE

Analyses	Result	RL	Qual	Units	DF	Date Analyzed
POLYCHLORINATED BIPHENYLS - EPA 8082A (**Prep: SW3650 - 9/10/2018**)						Analyst: **KF**
PCB, Total	**21.8**	5.0		µg/100cm2	5	9/11/2018 2:13:01 PM
Surr: Decachlorobiphenyl	**60.0**	52.3-151		%REC	5	9/11/2018 2:13:01 PM

Lab SampleID: 180907088-002 **Collection Date:** 9/6/2018
Client Sample ID: W-4 **Matrix:** WIPE

Analyses	Result	RL	Qual	Units	DF	Date Analyzed
POLYCHLORINATED BIPHENYLS - EPA 8082A (**Prep: SW3650 - 9/10/2018**)						Analyst: **KF**
PCB, Total	**13.0**	5.0		µg/100cm2	5	9/11/2018 2:26:45 PM
Surr: Decachlorobiphenyl	**55.0**	52.3-151		%REC	5	9/11/2018 2:26:45 PM

Lab SampleID: 180907088-003 **Collection Date:** 9/6/2018
Client Sample ID: B-1 **Matrix:** SOLID

Analyses	Result	RL	Qual	Units	DF	Date Analyzed
POLYCHLORINATED BIPHENYLS - EPA 8082A (**Prep: SW3545A - 9/10/2018**)						Analyst: **KF**
Aroclor 1016	**ND**	3300		µg/Kg	100	9/10/2018 4:36:04 PM
Aroclor 1221	**ND**	3300		µg/Kg	100	9/10/2018 4:36:04 PM
Aroclor 1232	**ND**	3300		µg/Kg	100	9/10/2018 4:36:04 PM
Aroclor 1242	**ND**	3300		µg/Kg	100	9/10/2018 4:36:04 PM
Aroclor 1248	**62000**	3300		µg/Kg	100	9/10/2018 4:36:04 PM
Aroclor 1254	**ND**	3300		µg/Kg	100	9/10/2018 4:36:04 PM
Aroclor 1260	**ND**	3300		µg/Kg	100	9/10/2018 4:36:04 PM
Aroclor 1262	**ND**	3300		µg/Kg	100	9/10/2018 4:36:04 PM
Aroclor 1268	**ND**	3300		µg/Kg	100	9/10/2018 4:36:04 PM
Surr: Decachlorobiphenyl	**0**	48.1-152	S	%REC	100	9/10/2018 4:36:04 PM

Adirondack Environmental Services, Inc

Date: *17-Sep-18*

CLIENT: Barton & Loguidice, P.C.
Project: Concrete Slab Sampling
Amphenol

LabWork Order: **180907088**
PO#: 1153.010.001

Lab SampleID: 180907088-004 **Collection Date:** 9/6/2018
Client Sample ID: B-2 **Matrix:** SOLID

Analyses	Result	RL	Qual	Units	DF	Date Analyzed
POLYCHLORINATED BIPHENYLS - EPA 8082A (**Prep: SW3545A - 9/10/2018**)						Analyst: **KF**
Aroclor 1016	**ND**	330		µg/Kg	10	9/10/2018 4:49:44 PM
Aroclor 1221	**ND**	330		µg/Kg	10	9/10/2018 4:49:44 PM
Aroclor 1232	**ND**	330		µg/Kg	10	9/10/2018 4:49:44 PM
Aroclor 1242	**ND**	330		µg/Kg	10	9/10/2018 4:49:44 PM
Aroclor 1248	**1000**	330		µg/Kg	10	9/10/2018 4:49:44 PM
Aroclor 1254	**ND**	330		µg/Kg	10	9/10/2018 4:49:44 PM
Aroclor 1260	**ND**	330		µg/Kg	10	9/10/2018 4:49:44 PM
Aroclor 1262	**ND**	330		µg/Kg	10	9/10/2018 4:49:44 PM
Aroclor 1268	**ND**	330		µg/Kg	10	9/10/2018 4:49:44 PM
Surr: Decachlorobiphenyl	**80.0**	48.1-152		%REC	10	9/10/2018 4:49:44 PM

Lab SampleID: 180907088-005 **Collection Date:** 9/6/2018
Client Sample ID: B-3 **Matrix:** SOLID

Analyses	Result	RL	Qual	Units	DF	Date Analyzed
POLYCHLORINATED BIPHENYLS - EPA 8082A (**Prep: SW3545A - 9/10/2018**)						Analyst: **KF**
Aroclor 1016	**ND**	330		µg/Kg	10	9/10/2018 5:03:26 PM
Aroclor 1221	**ND**	330		µg/Kg	10	9/10/2018 5:03:26 PM
Aroclor 1232	**ND**	330		µg/Kg	10	9/10/2018 5:03:26 PM
Aroclor 1242	**ND**	330		µg/Kg	10	9/10/2018 5:03:26 PM
Aroclor 1248	**390**	330		µg/Kg	10	9/10/2018 5:03:26 PM
Aroclor 1254	**ND**	330		µg/Kg	10	9/10/2018 5:03:26 PM
Aroclor 1260	**ND**	330		µg/Kg	10	9/10/2018 5:03:26 PM
Aroclor 1262	**ND**	330		µg/Kg	10	9/10/2018 5:03:26 PM
Aroclor 1268	**ND**	330		µg/Kg	10	9/10/2018 5:03:26 PM
Surr: Decachlorobiphenyl	**80.0**	48.1-152		%REC	10	9/10/2018 5:03:26 PM

Adirondack Environmental Services, Inc

Date: *17-Sep-18*

CLIENT: Barton & Loguidice, P.C.
Project: Concrete Slab Sampling
Amphenol

LabWork Order: **180907088**
PO#: 1153.010.001

Lab SampleID: 180907088-006
Collection Date: 9/6/2018
Client Sample ID: B-4
Matrix: SOLID

Analyses	Result	RL	Qual	Units	DF	Date Analyzed
POLYCHLORINATED BIPHENYLS - EPA 8082A (**Prep: SW3545A - 9/10/2018**)						Analyst: **KF**
Aroclor 1016	**ND**	330		µg/Kg	10	9/10/2018 5:17:04 PM
Aroclor 1221	**ND**	330		µg/Kg	10	9/10/2018 5:17:04 PM
Aroclor 1232	**ND**	330		µg/Kg	10	9/10/2018 5:17:04 PM
Aroclor 1242	**ND**	330		µg/Kg	10	9/10/2018 5:17:04 PM
Aroclor 1248	**600**	330		µg/Kg	10	9/10/2018 5:17:04 PM
Aroclor 1254	**ND**	330		µg/Kg	10	9/10/2018 5:17:04 PM
Aroclor 1260	**ND**	330		µg/Kg	10	9/10/2018 5:17:04 PM
Aroclor 1262	**ND**	330		µg/Kg	10	9/10/2018 5:17:04 PM
Aroclor 1268	**ND**	330		µg/Kg	10	9/10/2018 5:17:04 PM
Surr: Decachlorobiphenyl	**100**	48.1-152		%REC	10	9/10/2018 5:17:04 PM

Adirondack Environmental Services Inc
314 North Pearl Street
Albany, NY 12207
518-434-4546 / 518-434-0891 FAX

EXPERIENCE IS THE SOLUTION

CHAIN OF CUSTODY RECORD

AES Work Order#: 180907088

A full service analytical research laboratory offering solutions to environmental concerns

Client Name: Barton & Loguidice	Address: 443 Electronics Parkway , Liverpool, NY 13088	
Send Report to: mstrodel@bartonandloguidice.com, snostrand@bartonandloguidice.com	Project Name (Location): Amphenol Concrete Slab Sampling	Samplers Name: Matt Strodel
Client Phone #: 315-457-5200	Client PO #: 1153.010.001	Samplers Signature:
Client Email: mstrodel@bartonandloguidice.com		

AES Sample Number	Client Sample Identification & Location	Date Sampled	Time A=am P=pm		Sample Type Matrix	C	G	Number of Cont's	Analysis
001	W-1	9/6/2018	9:50	AP	Wipe		X	1	PCBs - 8082-3540C
002	W-4	9/6/2018	11:24	AP	Wipe		X	1	PCBs - 8082-3540C
				AP					
003	B-1	9/6/2018	10:00	AP	Solid		X	1	PCBs - EPA 8082
004	B-2	9/6/2018	10:33	AP	Solid		X	1	PCBs - EPA 8082
005	B-3	9/6/2018	11:10	AP	Solid		X	1	PCBs - EPA 8082
006	B-4	9/6/2018	11:30	AP	Solid		X	1	PCBs - EPA 8082
				AP					
				AP					
				AP					
				AP					
				AP					
				AP					
				AP					
				AP					

Shipment Arrived Via:
FedEx UPS Client AES Other:_____

Turnaround Time Requested:
1 Day 3 Day **Normal**
2 Day 5 Day
NOTE: Samples received after 3:30pm are considered next business day.

Special Instructions/Remarks: B-4 Limited sample volume
Sample containers were not supplied by AES J.M. 9/7/18

Relinquished by: (Signature) 09/06/18 15:30	Received by: (Signature)	Date	Time
Relinquished by: (Signature)	Received by: (Signature)	Date	Time
Relinquished by: (Signature)	Received for Laboratory by:	Date 9/7/18	Time 1:40pm

Sample Temperature	Properly Preserved	Received Within Holding Times
Ambient Chilled	Y N	Y N
Notes:_____	Notes:_____	

Demo
180907088

Adirondack Environmental Services Inc.
Experience is the solution
314 North Pearl Street • Albany, New York 12207 • (518) 434-4546 • Fax (518) 434-0891

TERMS, CONDITIONS & LIMITATIONS

All service rendered by the **Adirondack Environmental Services, Inc.** are undertaken and all rates are based upon the following terms:

(a) Neither **Adirondack Environmental Services, Inc.**, nor any of its employees, agents or sub-contractors shall be liable for any loss or damage arising out of **Adirondack Environmental Services, Inc.'s** performance or nonperformance, whether by way of negligence or breach of contract, or otherwise, in any amount greater than twice the amount billed to the customer for the work leading to the claim of the customer. Said remedy shall be the sole and exclusive remedy against **Adirondack Environmental Services, Inc.** arising out of its work.

(b) All claims made must be in writing within forty-five (45) days after delivery of the **Adirondack Environmental Services, Inc.** report regarding said work or such claim shall be deemed or irrevocably waived.

(c) **Adirondack Environmental Services, Inc.** reports are submitted in writing and are for our customers only. Our customers are considered to be only those entities being billed for our services. Acquisition of an **Adirondack Environmental Services, Inc.** report by other than our customer does not constitute a representation of **Adirondack Environmental Services, Inc.** as to the accuracy of the contents thereof.

(d) In no event shall **Adirondack Environmental Services, Inc.**, its employees, agents or sub-contractors be responsible for consequential or special damages of any kind or in any amount.

(e) No deviation from the terms set forth herein shall bind **Adirondack Environmental Services, Inc.** unless in writing and signed by a Director of **Adirondack Environmental Services, Inc.**

(f) Results pertain only to items analyzed. Information supplied by client is assumed to be correct. This information may be used on reports and in calculations and **Adirondack Environmental Services, Inc.** is not responsible for the accuracy of this information.

(g) Payments by Credit Card/Purchase Cards are subject to a 3% additional charge.

Experience is the solution
314 North Pearl Street ♦ Albany, New York 12207
(800) 848-4983 ♦ (518) 434-4546 ♦ Fax (518) 434-0891

October 29, 2018

M. Strodel
Barton & Loguidice
10 Airline Drive
Albany, NY 12205

TEL: (518) 218-1801

Work Order No: 181025010

RE: Concrete Slab Sampling
Amphenol

Dear M. Strodel:

Adirondack Environmental Services, Inc received 10 samples on 10/25/2018 for the analyses presented in the following report.

Please see case narrative for specifics on analysis.

If you have any questions regarding these tests results, please feel free to call.

Sincerely,

ELAP#: 10709

Tara Daniels
Laboratory Director

Adirondack Environmental Services, Inc — CASE NARRATIVE

CLIENT:	Barton & Loguidice	**Date:**	*29-Oct-18*
Project:	Concrete Slab Sampling		
Lab Order:	181025010		

Sample containers were not supplied by Adirondack Environmental Services.

Definitions - RL: Reporting Limit DF: Dilution factor

Qualifiers:

ND : Not Detected at reporting limit	C: CCV below acceptable Limits
J: Analyte detected below quantitation limit	C+: CCV above acceptable Limits
B: Analyte detected in Blank	S: LCS Spike recovery is below acceptable limits
X : Exceeds maximum contamination limit	S+: LCS Spike recovery is above acceptable limits
H: Hold time exceeded	Z: Duplication outside acceptable limits
N: Matrix Spike below acceptable limits	T : Tentatively Identified Compound-Estimated
N+: Matrix Spike is above acceptable limits	E :Above quantitation range-Estimated

Note : All Results are reported as wet weight unless noted

The results relate only to the items tested. Information supplied by the client is assumed to be correct.

Adirondack Environmental Services, Inc

Date: *29-Oct-18*

CLIENT: Barton & Loguidice
Project: Concrete Slab Sampling
Amphenol

LabWork Order: **181025010**
PO#:

Lab SampleID: 181025010-001 **Collection Date:** 10/23/2018
Client Sample ID: (B-1) NW-P **Matrix:** SOLID

Analyses	Result	RL	Qual	Units	DF	Date Analyzed
POLYCHLORINATED BIPHENYLS - EPA 8082A (**Prep: SW3545A - 10/25/2018**)						Analyst: **KF**
Aroclor 1016	**ND**	670		µg/Kg-dry	20	10/25/2018 9:33:16 PM
Aroclor 1221	**ND**	670		µg/Kg-dry	20	10/25/2018 9:33:16 PM
Aroclor 1232	**ND**	670		µg/Kg-dry	20	10/25/2018 9:33:16 PM
Aroclor 1242	**ND**	670		µg/Kg-dry	20	10/25/2018 9:33:16 PM
Aroclor 1248	**35000**	670		µg/Kg-dry	20	10/25/2018 9:33:16 PM
Aroclor 1254	**ND**	670		µg/Kg-dry	20	10/25/2018 9:33:16 PM
Aroclor 1260	**ND**	670		µg/Kg-dry	20	10/25/2018 9:33:16 PM
Aroclor 1262	**ND**	670		µg/Kg-dry	20	10/25/2018 9:33:16 PM
Aroclor 1268	**ND**	670		µg/Kg-dry	20	10/25/2018 9:33:16 PM
Surr: Decachlorobiphenyl	**40.0**	48.1-152	S	%REC	20	10/25/2018 9:33:16 PM
MOISTURE CONTENT-ASTM D2216 (NOT ELAP CERTIFIED)						Analyst: **TSZ**
Percent Moisture	**1.9**	0.1		wt%	1	10/26/2018

Lab SampleID: 181025010-002 **Collection Date:** 10/23/2018
Client Sample ID: (B-1) NE-P **Matrix:** SOLID

Analyses	Result	RL	Qual	Units	DF	Date Analyzed
POLYCHLORINATED BIPHENYLS - EPA 8082A (**Prep: SW3545A - 10/25/2018**)						Analyst: **KF**
Aroclor 1016	**ND**	660		µg/Kg-dry	20	10/25/2018 3:18:34 PM
Aroclor 1221	**ND**	660		µg/Kg-dry	20	10/25/2018 3:18:34 PM
Aroclor 1232	**ND**	660		µg/Kg-dry	20	10/25/2018 3:18:34 PM
Aroclor 1242	**ND**	660		µg/Kg-dry	20	10/25/2018 3:18:34 PM
Aroclor 1248	**9700**	660		µg/Kg-dry	20	10/25/2018 3:18:34 PM
Aroclor 1254	**ND**	660		µg/Kg-dry	20	10/25/2018 3:18:34 PM
Aroclor 1260	**ND**	660		µg/Kg-dry	20	10/25/2018 3:18:34 PM
Aroclor 1262	**ND**	660		µg/Kg-dry	20	10/25/2018 3:18:34 PM
Aroclor 1268	**ND**	660		µg/Kg-dry	20	10/25/2018 3:18:34 PM
Surr: Decachlorobiphenyl	**80.0**	48.1-152		%REC	20	10/25/2018 3:18:34 PM
MOISTURE CONTENT-ASTM D2216 (NOT ELAP CERTIFIED)						Analyst: **TSZ**
Percent Moisture	**0.5**	0.1		wt%	1	10/26/2018

Adirondack Environmental Services, Inc

Date: *29-Oct-18*

CLIENT: Barton & Loguidice
Project: Concrete Slab Sampling
Amphenol

LabWork Order: **181025010**
PO#:

Lab SampleID: 181025010-003 **Collection Date:** 10/23/2018
Client Sample ID: (B-1) SE-P **Matrix:** SOLID

Analyses	Result	RL	Qual	Units	DF	Date Analyzed
POLYCHLORINATED BIPHENYLS - EPA 8082A (**Prep: SW3545A - 10/25/2018**)						Analyst: **KF**
Aroclor 1016	**ND**	660		µg/Kg-dry	20	10/25/2018 3:31:45 PM
Aroclor 1221	**ND**	660		µg/Kg-dry	20	10/25/2018 3:31:45 PM
Aroclor 1232	**ND**	660		µg/Kg-dry	20	10/25/2018 3:31:45 PM
Aroclor 1242	**ND**	660		µg/Kg-dry	20	10/25/2018 3:31:45 PM
Aroclor 1248	**2100**	660		µg/Kg-dry	20	10/25/2018 3:31:45 PM
Aroclor 1254	**ND**	660		µg/Kg-dry	20	10/25/2018 3:31:45 PM
Aroclor 1260	**ND**	660		µg/Kg-dry	20	10/25/2018 3:31:45 PM
Aroclor 1262	**ND**	660		µg/Kg-dry	20	10/25/2018 3:31:45 PM
Aroclor 1268	**ND**	660		µg/Kg-dry	20	10/25/2018 3:31:45 PM
Surr: Decachlorobiphenyl	**80.0**	48.1-152		%REC	20	10/25/2018 3:31:45 PM
MOISTURE CONTENT-ASTM D2216 (NOT ELAP CERTIFIED)						Analyst: **TSZ**
Percent Moisture	**0.5**	0.1		wt%	1	10/26/2018

Lab SampleID: 181025010-004 **Collection Date:** 10/23/2018
Client Sample ID: (B-1) SW-P **Matrix:** SOLID

Analyses	Result	RL	Qual	Units	DF	Date Analyzed
POLYCHLORINATED BIPHENYLS - EPA 8082A (**Prep: SW3545A - 10/25/2018**)						Analyst: **KF**
Aroclor 1016	**ND**	660		µg/Kg-dry	20	10/25/2018 3:44:57 PM
Aroclor 1221	**ND**	660		µg/Kg-dry	20	10/25/2018 3:44:57 PM
Aroclor 1232	**ND**	660		µg/Kg-dry	20	10/25/2018 3:44:57 PM
Aroclor 1242	**ND**	660		µg/Kg-dry	20	10/25/2018 3:44:57 PM
Aroclor 1248	**13000**	660		µg/Kg-dry	20	10/25/2018 3:44:57 PM
Aroclor 1254	**ND**	660		µg/Kg-dry	20	10/25/2018 3:44:57 PM
Aroclor 1260	**ND**	660		µg/Kg-dry	20	10/25/2018 3:44:57 PM
Aroclor 1262	**ND**	660		µg/Kg-dry	20	10/25/2018 3:44:57 PM
Aroclor 1268	**ND**	660		µg/Kg-dry	20	10/25/2018 3:44:57 PM
Surr: Decachlorobiphenyl	**80.0**	48.1-152		%REC	20	10/25/2018 3:44:57 PM
MOISTURE CONTENT-ASTM D2216 (NOT ELAP CERTIFIED)						Analyst: **TSZ**
Percent Moisture	**0.4**	0.1		wt%	1	10/26/2018

Adirondack Environmental Services, Inc

Date: *29-Oct-18*

CLIENT: Barton & Loguidice
Project: Concrete Slab Sampling
Amphenol

LabWork Order: **181025010**
PO#:

Lab SampleID: 181025010-005 **Collection Date:** 10/23/2018
Client Sample ID: (B-1) NW-I **Matrix:** SOLID

Analyses	Result	RL	Qual	Units	DF	Date Analyzed
POLYCHLORINATED BIPHENYLS - EPA 8082A (**Prep: SW3545A - 10/25/2018**)						Analyst: **KF**
Aroclor 1016	**ND**	660		µg/Kg-dry	20	10/25/2018 3:58:13 PM
Aroclor 1221	**ND**	660		µg/Kg-dry	20	10/25/2018 3:58:13 PM
Aroclor 1232	**ND**	660		µg/Kg-dry	20	10/25/2018 3:58:13 PM
Aroclor 1242	**ND**	660		µg/Kg-dry	20	10/25/2018 3:58:13 PM
Aroclor 1248	**5200**	660		µg/Kg-dry	20	10/25/2018 3:58:13 PM
Aroclor 1254	**ND**	660		µg/Kg-dry	20	10/25/2018 3:58:13 PM
Aroclor 1260	**ND**	660		µg/Kg-dry	20	10/25/2018 3:58:13 PM
Aroclor 1262	**ND**	660		µg/Kg-dry	20	10/25/2018 3:58:13 PM
Aroclor 1268	**ND**	660		µg/Kg-dry	20	10/25/2018 3:58:13 PM
Surr: Decachlorobiphenyl	**80.0**	48.1-152		%REC	20	10/25/2018 3:58:13 PM
MOISTURE CONTENT-ASTM D2216 (NOT ELAP CERTIFIED)						Analyst: **TSZ**
Percent Moisture	**0.4**	0.1		wt%	1	10/26/2018

Lab SampleID: 181025010-006 **Collection Date:** 10/23/2018
Client Sample ID: (B-1) NE-I **Matrix:** SOLID

Analyses	Result	RL	Qual	Units	DF	Date Analyzed
POLYCHLORINATED BIPHENYLS - EPA 8082A (**Prep: SW3545A - 10/25/2018**)						Analyst: **KF**
Aroclor 1016	**ND**	680		µg/Kg-dry	20	10/25/2018 4:11:27 PM
Aroclor 1221	**ND**	680		µg/Kg-dry	20	10/25/2018 4:11:27 PM
Aroclor 1232	**ND**	680		µg/Kg-dry	20	10/25/2018 4:11:27 PM
Aroclor 1242	**ND**	680		µg/Kg-dry	20	10/25/2018 4:11:27 PM
Aroclor 1248	**1700**	680		µg/Kg-dry	20	10/25/2018 4:11:27 PM
Aroclor 1254	**ND**	680		µg/Kg-dry	20	10/25/2018 4:11:27 PM
Aroclor 1260	**ND**	680		µg/Kg-dry	20	10/25/2018 4:11:27 PM
Aroclor 1262	**ND**	680		µg/Kg-dry	20	10/25/2018 4:11:27 PM
Aroclor 1268	**ND**	680		µg/Kg-dry	20	10/25/2018 4:11:27 PM
Surr: Decachlorobiphenyl	**80.0**	48.1-152		%REC	20	10/25/2018 4:11:27 PM
MOISTURE CONTENT-ASTM D2216 (NOT ELAP CERTIFIED)						Analyst: **TSZ**
Percent Moisture	**2.7**	0.1		wt%	1	10/26/2018

Adirondack Environmental Services, Inc

Date: *29-Oct-18*

CLIENT: Barton & Loguidice
Project: Concrete Slab Sampling
Amphenol

LabWork Order: **181025010**
PO#:

Lab SampleID: 181025010-007 **Collection Date:** 10/23/2018
Client Sample ID: (B-1) SE-I **Matrix:** SOLID

Analyses	Result	RL	Qual	Units	DF	Date Analyzed
POLYCHLORINATED BIPHENYLS - EPA 8082A (**Prep: SW3545A - 10/25/2018**)						Analyst: **KF**
Aroclor 1016	**ND**	680		µg/Kg-dry	20	10/25/2018 6:42:34 PM
Aroclor 1221	**ND**	680		µg/Kg-dry	20	10/25/2018 6:42:34 PM
Aroclor 1232	**ND**	680		µg/Kg-dry	20	10/25/2018 6:42:34 PM
Aroclor 1242	**ND**	680		µg/Kg-dry	20	10/25/2018 6:42:34 PM
Aroclor 1248	**4500**	680		µg/Kg-dry	20	10/25/2018 6:42:34 PM
Aroclor 1254	**ND**	680		µg/Kg-dry	20	10/25/2018 6:42:34 PM
Aroclor 1260	**ND**	680		µg/Kg-dry	20	10/25/2018 6:42:34 PM
Aroclor 1262	**ND**	680		µg/Kg-dry	20	10/25/2018 6:42:34 PM
Aroclor 1268	**ND**	680		µg/Kg-dry	20	10/25/2018 6:42:34 PM
Surr: Decachlorobiphenyl	**80.0**	48.1-152		%REC	20	10/25/2018 6:42:34 PM
MOISTURE CONTENT-ASTM D2216 (NOT ELAP CERTIFIED)						Analyst: **TSZ**
Percent Moisture	**2.6**	0.1		wt%	1	10/26/2018

Lab SampleID: 181025010-008 **Collection Date:** 10/23/2018
Client Sample ID: (B-1) SW-I **Matrix:** SOLID

Analyses	Result	RL	Qual	Units	DF	Date Analyzed
POLYCHLORINATED BIPHENYLS - EPA 8082A (**Prep: SW3545A - 10/25/2018**)						Analyst: **KF**
Aroclor 1016	**ND**	670		µg/Kg-dry	20	10/25/2018 6:55:45 PM
Aroclor 1221	**ND**	670		µg/Kg-dry	20	10/25/2018 6:55:45 PM
Aroclor 1232	**ND**	670		µg/Kg-dry	20	10/25/2018 6:55:45 PM
Aroclor 1242	**ND**	670		µg/Kg-dry	20	10/25/2018 6:55:45 PM
Aroclor 1248	**34000**	670		µg/Kg-dry	20	10/25/2018 6:55:45 PM
Aroclor 1254	**ND**	670		µg/Kg-dry	20	10/25/2018 6:55:45 PM
Aroclor 1260	**ND**	670		µg/Kg-dry	20	10/25/2018 6:55:45 PM
Aroclor 1262	**ND**	670		µg/Kg-dry	20	10/25/2018 6:55:45 PM
Aroclor 1268	**ND**	670		µg/Kg-dry	20	10/25/2018 6:55:45 PM
Surr: Decachlorobiphenyl	**80.0**	48.1-152		%REC	20	10/25/2018 6:55:45 PM
MOISTURE CONTENT-ASTM D2216 (NOT ELAP CERTIFIED)						Analyst: **TSZ**
Percent Moisture	**1.9**	0.1		wt%	1	10/26/2018

Adirondack Environmental Services, Inc

Date: *29-Oct-18*

CLIENT: Barton & Loguidice
Project: Concrete Slab Sampling
Amphenol

LabWork Order: **181025010**
PO#:

Lab SampleID: 181025010-009 **Collection Date:** 10/23/2018
Client Sample ID: B-5 **Matrix:** SOLID

Analyses	Result	RL	Qual	Units	DF	Date Analyzed
POLYCHLORINATED BIPHENYLS - EPA 8082A (**Prep: SW3545A - 10/25/2018**)						Analyst: **KF**
Aroclor 1016	**ND**	35000		µg/Kg-dry	1000	10/25/2018 9:19:54 PM
Aroclor 1221	**ND**	35000		µg/Kg-dry	1000	10/25/2018 9:19:54 PM
Aroclor 1232	**ND**	35000		µg/Kg-dry	1000	10/25/2018 9:19:54 PM
Aroclor 1242	**ND**	35000		µg/Kg-dry	1000	10/25/2018 9:19:54 PM
Aroclor 1248	**1700000**	35000		µg/Kg-dry	1000	10/25/2018 9:19:54 PM
Aroclor 1254	**ND**	35000		µg/Kg-dry	1000	10/25/2018 9:19:54 PM
Aroclor 1260	**ND**	35000		µg/Kg-dry	1000	10/25/2018 9:19:54 PM
Aroclor 1262	**ND**	35000		µg/Kg-dry	1000	10/25/2018 9:19:54 PM
Aroclor 1268	**ND**	35000		µg/Kg-dry	1000	10/25/2018 9:19:54 PM
Surr: Decachlorobiphenyl	**0**	48.1-152	S	%REC	1000	10/25/2018 9:19:54 PM
MOISTURE CONTENT-ASTM D2216 (NOT ELAP CERTIFIED)						Analyst: **TSZ**
Percent Moisture	**6.2**	0.1		wt%	1	10/26/2018

Lab SampleID: 181025010-010 **Collection Date:** 10/23/2018
Client Sample ID: B-1 DUPE **Matrix:** SOLID

Analyses	Result	RL	Qual	Units	DF	Date Analyzed
POLYCHLORINATED BIPHENYLS - EPA 8082A (**Prep: SW3545A - 10/25/2018**)						Analyst: **KF**
Aroclor 1016	**ND**	670		µg/Kg-dry	20	10/25/2018 7:22:19 PM
Aroclor 1221	**ND**	670		µg/Kg-dry	20	10/25/2018 7:22:19 PM
Aroclor 1232	**ND**	670		µg/Kg-dry	20	10/25/2018 7:22:19 PM
Aroclor 1242	**ND**	670		µg/Kg-dry	20	10/25/2018 7:22:19 PM
Aroclor 1248	**33000**	670		µg/Kg-dry	20	10/25/2018 7:22:19 PM
Aroclor 1254	**ND**	670		µg/Kg-dry	20	10/25/2018 7:22:19 PM
Aroclor 1260	**ND**	670		µg/Kg-dry	20	10/25/2018 7:22:19 PM
Aroclor 1262	**ND**	670		µg/Kg-dry	20	10/25/2018 7:22:19 PM
Aroclor 1268	**ND**	670		µg/Kg-dry	20	10/25/2018 7:22:19 PM
Surr: Decachlorobiphenyl	**80.0**	48.1-152		%REC	20	10/25/2018 7:22:19 PM
MOISTURE CONTENT-ASTM D2216 (NOT ELAP CERTIFIED)						Analyst: **TSZ**
Percent Moisture	**1.6**	0.1		wt%	1	10/26/2018

Adirondack Environmental Services Inc.
Experience is the solution
314 North Pearl Street
Albany, New York 12207
518-434-4546/434-0891 FAX

A full service analytical research laboratory offering solutions to environmental concerns

CHAIN OF CUSTODY RECORD

AES Work Order # 181025010

Client Name: Barton & Loguidice	Address: 443 Electronics Pkwy Liverpool NY 13088		
Send Report To: mstrodel@bartonandloguidice.com spostrand "	Project Name (Location) Amphenol concrete slab sampling		Samplers: (Names) Dan Vandam
Client Phone No: 315-457-5200	Client Email: ✓	PO Number: 1153.010.001	Samplers: (Signature) Dan Vandam

AES Sample Number	Client Sample Identification & Location	Date Sampled	Time A=a.m. P=p.m.		Sample Type Matrix	Comp	Grab	Number of Cont's	Analysis Required
001	(B-1) NW-P	10/23/18	1000	A	Solid		✓	1	PCBs - EPA 8082
002	(B-1) NE-P		1020	A			✓		
003	(B-1) SE-P		1035	A			✓		
004	(B-1) SW-P		1055	A			✓		
005	(B-1) NW-I		1115	A			✓		
006	(B-1) NE-I		1135	A			✓		
007	(B-1) SE-I		12	P			✓		
008	(B-1) SW-I		1215	P			✓		
009	B-5		135	P			✓		
010	B-1 dupe		1240	P			✓		
				A P					
				A P					
				A P					
				A P					

Shipment Arrived Via: FedEx UPS Client AES Other:

Turnaround Time Request: ☐ 1 Day ☐ 3 Day ☐ Normal ☒ 2 Day ☒ 5 Day

CC Report To / Special Instructions/Remarks: All the B-1's are associated with B-1 (previous sample) but do not have "B-1" written on the label

Relinquished by: (Signature)	Received by: (Signature)	Date/Time
Dan Vandam		
Relinquished by: (Signature)	Received by: (Signature)	Date/Time
Relinquished by: (Signature)	Received for Laboratory by:	Date/Time
		10/25/18 11:11 AM

Temperature	AES Bottles	Properly Preserved	Received Within Holding Times
Ambient or Chilled	Y ☐ N ☒	Y N	Y N
Notes:		Notes:	Notes:

WHITE - Lab Copy YELLOW - Sampler Copy

Adirondack Environmental Services

Demo 181025010

Adirondack Environmental Services Inc.
Experience is the solution
314 North Pearl Street • Albany, New York 12207 • (518) 434-4546 • Fax (518) 434-0891

TERMS, CONDITIONS & LIMITATIONS

All service rendered by the **Adirondack Environmental Services, Inc.** are undertaken and all rates are based upon the following terms:

(a) Neither **Adirondack Environmental Services, Inc.**, nor any of its employees, agents or sub-contractors shall be liable for any loss or damage arising out of **Adirondack Environmental Services, Inc.'s** performance or nonperformance, whether by way of negligence or breach of contract, or otherwise, in any amount greater than twice the amount billed to the customer for the work leading to the claim of the customer. Said remedy shall be the sole and exclusive remedy against **Adirondack Environmental Services, Inc.** arising out of its work.

(b) All claims made must be in writing within forty-five (45) days after delivery of the **Adirondack Environmental Services, Inc.** report regarding said work or such claim shall be deemed or irrevocably waived.

(c) **Adirondack Environmental Services, Inc.** reports are submitted in writing and are for our customers only. Our customers are considered to be only those entities being billed for our services. Acquisition of an **Adirondack Environmental Services, Inc.** report by other than our customer does not constitute a representation of **Adirondack Environmental Services, Inc.** as to the accuracy of the contents thereof.

(d) In no event shall **Adirondack Environmental Services, Inc.**, its employees, agents or sub-contractors be responsible for consequential or special damages of any kind or in any amount.

(e) No deviation from the terms set forth herein shall bind **Adirondack Environmental Services, Inc.** unless in writing and signed by a Director of **Adirondack Environmental Services, Inc.**

(f) Results pertain only to items analyzed. Information supplied by client is assumed to be correct. This information may be used on reports and in calculations and **Adirondack Environmental Services, Inc.** is not responsible for the accuracy of this information.

(g) Payments by Credit Card/Purchase Cards are subject to a 3% additional charge.

Experience is the solution
314 North Pearl Street ♦ Albany, New York 12207
(800) 848-4983 ♦ (518) 434-4546 ♦ Fax (518) 434-0891

November 06, 2018

M. Strodel
Barton & Loguidice, P.C.
443 Electronics Parkway
Liverpool, NY 13088

TEL: (315) 457-5200

Work Order No: 181105047

RE: Concrete Slab Sampling
Amphenol

Dear M. Strodel:

Adirondack Environmental Services, Inc received 9 samples on 11/5/2018 for the analyses presented in the following report.

Please see case narrative for specifics on analysis.

If you have any questions regarding these tests results, please feel free to call.

Sincerely,

ELAP#: 10709

Krzysztof Trafalski
Laboratory Manager

Adirondack Environmental Services, Inc — CASE NARRATIVE

CLIENT:	Barton & Loguidice, P.C.	**Date:**	*06-Nov-18*
Project:	Concrete Slab Sampling		
Lab Order:	181105047		

Sample containers were supplied by Adirondack Environmental Services.

Definitions - RL: Reporting Limit DF: Dilution factor

Qualifiers:

ND : Not Detected at reporting limit	C: CCV below acceptable Limits
J: Analyte detected below quantitation limit	C+: CCV above acceptable Limits
B: Analyte detected in Blank	S: LCS Spike recovery is below acceptable limits
X : Exceeds maximum contamination limit	S+: LCS Spike recovery is above acceptable limits
H: Hold time exceeded	Z: Duplication outside acceptable limits
N: Matrix Spike below acceptable limits	T : Tentatively Identified Compound-Estimated
N+: Matrix Spike is above acceptable limits	E :Above quantitation range-Estimated

Note : All Results are reported as wet weight unless noted

The results relate only to the items tested. Information supplied by the client is assumed to be correct.

Adirondack Environmental Services, Inc

Date: *06-Nov-18*

CLIENT: Barton & Loguidice, P.C.
Project: Concrete Slab Sampling
Amphenol

LabWork Order: **181105047**
PO#:

Lab SampleID: 181105047-001 **Collection Date:** 11/5/2018
Client Sample ID: B-5 S1 DC **Matrix:** SOLID

Analyses	Result	RL	Qual	Units	DF	Date Analyzed
POLYCHLORINATED BIPHENYLS - EPA 8082A (**Prep: SW3545A - 11/5/2018**)						Analyst: **KF**
Aroclor 1016	**ND**	35000		µg/Kg-dry	1000	11/5/2018 5:39:33 PM
Aroclor 1221	**ND**	35000		µg/Kg-dry	1000	11/5/2018 5:39:33 PM
Aroclor 1232	**ND**	35000		µg/Kg-dry	1000	11/5/2018 5:39:33 PM
Aroclor 1242	**ND**	35000		µg/Kg-dry	1000	11/5/2018 5:39:33 PM
Aroclor 1248	**580000**	35000		µg/Kg-dry	1000	11/5/2018 5:39:33 PM
Aroclor 1254	**ND**	35000		µg/Kg-dry	1000	11/5/2018 5:39:33 PM
Aroclor 1260	**ND**	35000		µg/Kg-dry	1000	11/5/2018 5:39:33 PM
Aroclor 1262	**ND**	35000		µg/Kg-dry	1000	11/5/2018 5:39:33 PM
Aroclor 1268	**ND**	35000		µg/Kg-dry	1000	11/5/2018 5:39:33 PM
Surr: Decachlorobiphenyl	**0**	48.1-152	S	%REC	1000	11/5/2018 5:39:33 PM
MOISTURE CONTENT-ASTM D2216 (NOT ELAP CERTIFIED)						Analyst: **TSZ**
Percent Moisture	**5.4**	0.1		wt%	1	11/5/2018

Lab SampleID: 181105047-002 **Collection Date:** 11/5/2018
Client Sample ID: B-5 N1 **Matrix:** SOLID

Analyses	Result	RL	Qual	Units	DF	Date Analyzed
POLYCHLORINATED BIPHENYLS - EPA 8082A (**Prep: SW3545A - 11/5/2018**)						Analyst: **KF**
Aroclor 1016	**ND**	3500		µg/Kg-dry	100	11/5/2018 7:08:54 PM
Aroclor 1221	**ND**	3500		µg/Kg-dry	100	11/5/2018 7:08:54 PM
Aroclor 1232	**ND**	3500		µg/Kg-dry	100	11/5/2018 7:08:54 PM
Aroclor 1242	**ND**	3500		µg/Kg-dry	100	11/5/2018 7:08:54 PM
Aroclor 1248	**88000**	3500		µg/Kg-dry	100	11/5/2018 7:08:54 PM
Aroclor 1254	**ND**	3500		µg/Kg-dry	100	11/5/2018 7:08:54 PM
Aroclor 1260	**ND**	3500		µg/Kg-dry	100	11/5/2018 7:08:54 PM
Aroclor 1262	**ND**	3500		µg/Kg-dry	100	11/5/2018 7:08:54 PM
Aroclor 1268	**ND**	3500		µg/Kg-dry	100	11/5/2018 7:08:54 PM
Surr: Decachlorobiphenyl	**0**	48.1-152	S	%REC	100	11/5/2018 7:08:54 PM
MOISTURE CONTENT-ASTM D2216 (NOT ELAP CERTIFIED)						Analyst: **TSZ**
Percent Moisture	**5.1**	0.1		wt%	1	11/5/2018

Adirondack Environmental Services, Inc

Date: *06-Nov-18*

CLIENT: Barton & Loguidice, P.C.
Project: Concrete Slab Sampling
Amphenol

LabWork Order: **181105047**
PO#:

Lab SampleID: 181105047-003 **Collection Date:** 11/5/2018
Client Sample ID: B-5 W1 **Matrix:** SOLID

Analyses	Result	RL	Qual	Units	DF	Date Analyzed
POLYCHLORINATED BIPHENYLS - EPA 8082A (**Prep: SW3545A - 11/5/2018**)						Analyst: **KF**
Aroclor 1016	**ND**	740		µg/Kg-dry	20	11/5/2018 6:15:23 PM
Aroclor 1221	**ND**	740		µg/Kg-dry	20	11/5/2018 6:15:23 PM
Aroclor 1232	**ND**	740		µg/Kg-dry	20	11/5/2018 6:15:23 PM
Aroclor 1242	**ND**	740		µg/Kg-dry	20	11/5/2018 6:15:23 PM
Aroclor 1248	**21000**	740		µg/Kg-dry	20	11/5/2018 6:15:23 PM
Aroclor 1254	**ND**	740		µg/Kg-dry	20	11/5/2018 6:15:23 PM
Aroclor 1260	**ND**	740		µg/Kg-dry	20	11/5/2018 6:15:23 PM
Aroclor 1262	**ND**	740		µg/Kg-dry	20	11/5/2018 6:15:23 PM
Aroclor 1268	**ND**	740		µg/Kg-dry	20	11/5/2018 6:15:23 PM
Surr: Decachlorobiphenyl	**80.0**	48.1-152		%REC	20	11/5/2018 6:15:23 PM
MOISTURE CONTENT-ASTM D2216 (NOT ELAP CERTIFIED)						Analyst: **TSZ**
Percent Moisture	**10.8**	0.1		wt%	1	11/5/2018

Lab SampleID: 181105047-004 **Collection Date:** 11/5/2018
Client Sample ID: B-5 E1 **Matrix:** SOLID

Analyses	Result	RL	Qual	Units	DF	Date Analyzed
POLYCHLORINATED BIPHENYLS - EPA 8082A (**Prep: SW3545A - 11/5/2018**)						Analyst: **KF**
Aroclor 1016	**ND**	370		µg/Kg-dry	10	11/5/2018 5:26:11 PM
Aroclor 1221	**ND**	370		µg/Kg-dry	10	11/5/2018 5:26:11 PM
Aroclor 1232	**ND**	370		µg/Kg-dry	10	11/5/2018 5:26:11 PM
Aroclor 1242	**ND**	370		µg/Kg-dry	10	11/5/2018 5:26:11 PM
Aroclor 1248	**1400**	370		µg/Kg-dry	10	11/5/2018 5:26:11 PM
Aroclor 1254	**ND**	370		µg/Kg-dry	10	11/5/2018 5:26:11 PM
Aroclor 1260	**ND**	370		µg/Kg-dry	10	11/5/2018 5:26:11 PM
Aroclor 1262	**ND**	370		µg/Kg-dry	10	11/5/2018 5:26:11 PM
Aroclor 1268	**ND**	370		µg/Kg-dry	10	11/5/2018 5:26:11 PM
Surr: Decachlorobiphenyl	**120**	48.1-152		%REC	10	11/5/2018 5:26:11 PM
MOISTURE CONTENT-ASTM D2216 (NOT ELAP CERTIFIED)						Analyst: **TSZ**
Percent Moisture	**11.2**	0.1		wt%	1	11/5/2018

Adirondack Environmental Services, Inc

Date: *06-Nov-18*

CLIENT: Barton & Loguidice, P.C.
Project: Concrete Slab Sampling
Amphenol

LabWork Order: **181105047**
PO#:

Lab SampleID: 181105047-005 **Collection Date:** 11/5/2018
Client Sample ID: B-5 S1 **Matrix:** SOLID

Analyses	Result	RL	Qual	Units	DF	Date Analyzed
POLYCHLORINATED BIPHENYLS - EPA 8082A (**Prep: SW3545A - 11/5/2018**)						Analyst: **KF**
Aroclor 1016	**ND**	36000		µg/Kg-dry	1000	11/5/2018 7:22:17 PM
Aroclor 1221	**ND**	36000		µg/Kg-dry	1000	11/5/2018 7:22:17 PM
Aroclor 1232	**ND**	36000		µg/Kg-dry	1000	11/5/2018 7:22:17 PM
Aroclor 1242	**ND**	36000		µg/Kg-dry	1000	11/5/2018 7:22:17 PM
Aroclor 1248	**390000**	36000		µg/Kg-dry	1000	11/5/2018 7:22:17 PM
Aroclor 1254	**ND**	36000		µg/Kg-dry	1000	11/5/2018 7:22:17 PM
Aroclor 1260	**ND**	36000		µg/Kg-dry	1000	11/5/2018 7:22:17 PM
Aroclor 1262	**ND**	36000		µg/Kg-dry	1000	11/5/2018 7:22:17 PM
Aroclor 1268	**ND**	36000		µg/Kg-dry	1000	11/5/2018 7:22:17 PM
Surr: Decachlorobiphenyl	**0**	48.1-152	S	%REC	1000	11/5/2018 7:22:17 PM
MOISTURE CONTENT-ASTM D2216 (NOT ELAP CERTIFIED)						Analyst: **TSZ**
Percent Moisture	**9.6**	0.1		wt%	1	11/5/2018

Lab SampleID: 181105047-006 **Collection Date:** 11/5/2018
Client Sample ID: NW-P-N **Matrix:** SOLID

Analyses	Result	RL	Qual	Units	DF	Date Analyzed
POLYCHLORINATED BIPHENYLS - EPA 8082A (**Prep: SW3545A - 11/5/2018**)						Analyst: **KF**
Aroclor 1016	**ND**	360		µg/Kg-dry	10	11/5/2018 6:42:08 PM
Aroclor 1221	**ND**	360		µg/Kg-dry	10	11/5/2018 6:42:08 PM
Aroclor 1232	**ND**	360		µg/Kg-dry	10	11/5/2018 6:42:08 PM
Aroclor 1242	**ND**	360		µg/Kg-dry	10	11/5/2018 6:42:08 PM
Aroclor 1248	**16000**	360		µg/Kg-dry	10	11/5/2018 6:42:08 PM
Aroclor 1254	**ND**	360		µg/Kg-dry	10	11/5/2018 6:42:08 PM
Aroclor 1260	**ND**	360		µg/Kg-dry	10	11/5/2018 6:42:08 PM
Aroclor 1262	**ND**	360		µg/Kg-dry	10	11/5/2018 6:42:08 PM
Aroclor 1268	**ND**	360		µg/Kg-dry	10	11/5/2018 6:42:08 PM
Surr: Decachlorobiphenyl	**60.0**	48.1-152		%REC	10	11/5/2018 6:42:08 PM
MOISTURE CONTENT-ASTM D2216 (NOT ELAP CERTIFIED)						Analyst: **TSZ**
Percent Moisture	**7.8**	0.1		wt%	1	11/5/2018

Adirondack Environmental Services, Inc

Date: *06-Nov-18*

CLIENT: Barton & Loguidice, P.C.
Project: Concrete Slab Sampling
Amphenol

LabWork Order: **181105047**
PO#:

Lab SampleID: 181105047-007 **Collection Date:** 11/5/2018
Client Sample ID: NW-P-W **Matrix:** SOLID

Analyses	Result	RL	Qual	Units	DF	Date Analyzed
POLYCHLORINATED BIPHENYLS - EPA 8082A (**Prep: SW3545A - 11/5/2018**)						Analyst: **KF**
Aroclor 1016	**ND**	35		µg/Kg-dry	1	11/5/2018
Aroclor 1221	**ND**	35		µg/Kg-dry	1	11/5/2018
Aroclor 1232	**ND**	35		µg/Kg-dry	1	11/5/2018
Aroclor 1242	**ND**	35		µg/Kg-dry	1	11/5/2018
Aroclor 1248	**220**	35		µg/Kg-dry	1	11/5/2018
Aroclor 1254	**ND**	35		µg/Kg-dry	1	11/5/2018
Aroclor 1260	**ND**	35		µg/Kg-dry	1	11/5/2018
Aroclor 1262	**ND**	35		µg/Kg-dry	1	11/5/2018
Aroclor 1268	**ND**	35		µg/Kg-dry	1	11/5/2018
Surr: Decachlorobiphenyl	**56.0**	48.1-152		%REC	1	11/5/2018
MOISTURE CONTENT-ASTM D2216 (NOT ELAP CERTIFIED)						Analyst: **TSZ**
Percent Moisture	**7.0**	0.1		wt%	1	11/5/2018

Lab SampleID: 181105047-008 **Collection Date:** 11/5/2018
Client Sample ID: SW-I-W **Matrix:** SOLID

Analyses	Result	RL	Qual	Units	DF	Date Analyzed
POLYCHLORINATED BIPHENYLS - EPA 8082A (**Prep: SW3545A - 11/5/2018**)						Analyst: **KF**
Aroclor 1016	**ND**	350		µg/Kg-dry	10	11/5/2018 6:55:31 PM
Aroclor 1221	**ND**	350		µg/Kg-dry	10	11/5/2018 6:55:31 PM
Aroclor 1232	**ND**	350		µg/Kg-dry	10	11/5/2018 6:55:31 PM
Aroclor 1242	**ND**	350		µg/Kg-dry	10	11/5/2018 6:55:31 PM
Aroclor 1248	**1200**	350		µg/Kg-dry	10	11/5/2018 6:55:31 PM
Aroclor 1254	**ND**	350		µg/Kg-dry	10	11/5/2018 6:55:31 PM
Aroclor 1260	**ND**	350		µg/Kg-dry	10	11/5/2018 6:55:31 PM
Aroclor 1262	**ND**	350		µg/Kg-dry	10	11/5/2018 6:55:31 PM
Aroclor 1268	**ND**	350		µg/Kg-dry	10	11/5/2018 6:55:31 PM
Surr: Decachlorobiphenyl	**60.0**	48.1-152		%REC	10	11/5/2018 6:55:31 PM
MOISTURE CONTENT-ASTM D2216 (NOT ELAP CERTIFIED)						Analyst: **TSZ**
Percent Moisture	**6.6**	0.1		wt%	1	11/5/2018

Adirondack Environmental Services, Inc

Date: *06-Nov-18*

CLIENT: Barton & Loguidice, P.C.
Project: Concrete Slab Sampling
Amphenol

LabWork Order: **181105047**
PO#:

Lab SampleID: 181105047-009 **Collection Date:** 11/5/2018
Client Sample ID: SW-I-S **Matrix:** SOLID

Analyses	Result	RL	Qual	Units	DF	Date Analyzed
POLYCHLORINATED BIPHENYLS - EPA 8082A (**Prep: SW3545A - 11/5/2018**)						Analyst: **KF**
Aroclor 1016	**ND**	3500		µg/Kg-dry	100	11/5/2018 7:48:59 PM
Aroclor 1221	**ND**	3500		µg/Kg-dry	100	11/5/2018 7:48:59 PM
Aroclor 1232	**ND**	3500		µg/Kg-dry	100	11/5/2018 7:48:59 PM
Aroclor 1242	**ND**	3500		µg/Kg-dry	100	11/5/2018 7:48:59 PM
Aroclor 1248	**44000**	3500		µg/Kg-dry	100	11/5/2018 7:48:59 PM
Aroclor 1254	**ND**	3500		µg/Kg-dry	100	11/5/2018 7:48:59 PM
Aroclor 1260	**ND**	3500		µg/Kg-dry	100	11/5/2018 7:48:59 PM
Aroclor 1262	**ND**	3500		µg/Kg-dry	100	11/5/2018 7:48:59 PM
Aroclor 1268	**ND**	3500		µg/Kg-dry	100	11/5/2018 7:48:59 PM
Surr: Decachlorobiphenyl	**0**	48.1-152	S	%REC	100	11/5/2018 7:48:59 PM
MOISTURE CONTENT-ASTM D2216 (NOT ELAP CERTIFIED)						Analyst: **TSZ**
Percent Moisture	**5.9**	0.1		wt%	1	11/5/2018

Adirondack Environmental Services Inc.
Experience is the solution
314 North Pearl Street
Albany, New York 12207
518-434-4546/434-0891 FAX

CHAIN OF CUSTODY RECORD

AES Work Order # 181105047

A full service analytical research laboratory offering solutions to environmental concerns

Client Name:	Address:	
Burton & Loguidice	443 electronics Pkwy Liverpool NY 13088	
Send Report To:	**Project Name (Location)**	**Samplers: (Names)**
Scott Nostrand	Amphenol slab	Dan Vandam
Client Phone No: / **Client Email:**	**PO Number:**	**Samplers: (Signature)**
315 457 5200 snostrand@burtonandloguidice.com		Dan Vandam

AES Sample Number	Client Sample Identification & Location	Date Sampled	Time A=a.m. P=p.m.	Sample Type: Matrix	Comp	Grab	Number of Cont's	Analysis Required
001	B-5 S1 DC	11/5/18	900 A				1	PCBs
002	B-5 N1		930 A				1	PCBs
003	B-5 W1		1000 A				1	
004	B-5 E1		1230 P				1	
005	B-5 S1		1300 A				1	
006	NW-P-N		1350 A				1	
007	NW-P-W		1350 A				1	
008	SW-I-W		1400 A				1	
009	SW-I-S		1400 A				1	
			A					
			A					
			A					
			A					
			A					

Shipment Arrived Via:
FedEx UPS Client (AES) Other:_____

Turnaround Time Request:
☒ 1 Day ☐ 3 Day ☐ Normal
☐ 2 Day ☐ 5 Day
Note: Samples received after 3:30 pm are considered next business day

CC Report To / Special Instructions/Remarks:

Relinquished by: (Signature)	Received by: (Signature)	Date/Time
Dan Vandam	[illegible]	11/5/18 2:20
Relinquished by: (Signature)	Received by: (Signature)	Date/Time
Relinquished by: (Signature)	Received for Laboratory by:	Date/Time
[illegible]	Kaitlin Nazarko	11/5/18 4:13pm

Temperature	AES Bottles	Properly Preserved	Received Within Holding Times
(Ambient) or Chilled	Y ☑ N ☐	(Y) N	(Y) N
Notes:		Notes:	

WHITE - Lab Copy YELLOW - Sampler Copy

Adirondack Environmental Services,

181105047

Adirondack Environmental Services Inc.
Experience is the solution
314 North Pearl Street • Albany, New York 12207 • (518) 434-4546 • Fax (518) 434-0891

TERMS, CONDITIONS & LIMITATIONS

All service rendered by the **Adirondack Environmental Services, Inc.** are undertaken and all rates are based upon the following terms:

(a) Neither **Adirondack Environmental Services, Inc.**, nor any of its employees, agents or sub-contractors shall be liable for any loss or damage arising out of **Adirondack Environmental Services, Inc.'s** performance or nonperformance, whether by way of negligence or breach of contract, or otherwise, in any amount greater than twice the amount billed to the customer for the work leading to the claim of the customer. Said remedy shall be the sole and exclusive remedy against **Adirondack Environmental Services, Inc.** arising out of its work.

(b) All claims made must be in writing within forty-five (45) days after delivery of the **Adirondack Environmental Services, Inc.** report regarding said work or such claim shall be deemed or irrevocably waived.

(c) **Adirondack Environmental Services, Inc.** reports are submitted in writing and are for our customers only. Our customers are considered to be only those entities being billed for our services. Acquisition of an **Adirondack Environmental Services, Inc.** report by other than our customer does not constitute a representation of **Adirondack Environmental Services, Inc.** as to the accuracy of the contents thereof.

(d) In no event shall **Adirondack Environmental Services, Inc.**, its employees, agents or sub-contractors be responsible for consequential or special damages of any kind or in any amount.

(e) No deviation from the terms set forth herein shall bind **Adirondack Environmental Services, Inc.** unless in writing and signed by a Director of **Adirondack Environmental Services, Inc.**

(f) Results pertain only to items analyzed. Information supplied by client is assumed to be correct. This information may be used on reports and in calculations and **Adirondack Environmental Services, Inc.** is not responsible for the accuracy of this information.

(g) Payments by Credit Card/Purchase Cards are subject to a 3% additional charge.

Experience is the solution
314 North Pearl Street ♦ Albany, New York 12207
(800) 848-4983 ♦ (518) 434-4546 ♦ Fax (518) 434-0891

November 12, 2018

M. Strodel
Barton & Loguidice, P.C.
443 Electronics Parkway
Liverpool, NY 13088

TEL: (315) 457-5200

Work Order No: 181109007

RE: Concrete Slab Sampling
Amphenol

Dear M. Strodel:

Adirondack Environmental Services, Inc received 5 samples on 11/9/2018 for the analyses presented in the following report.

Please see case narrative for specifics on analysis.

If you have any questions regarding these tests results, please feel free to call.

Sincerely,

ELAP#: 10709

Krzysztof Trafalski
Laboratory Manager

Adirondack Environmental Services, Inc — CASE NARRATIVE

CLIENT:	Barton & Loguidice, P.C.	**Date:**	*12-Nov-18*
Project:	Concrete Slab Sampling		
Lab Order:	181109007		

Sample containers were supplied by Adirondack Environmental Services.

Definitions - RL: Reporting Limit DF: Dilution factor

Qualifiers:

ND : Not Detected at reporting limit	C: CCV below acceptable Limits
J: Analyte detected below quantitation limit	C+: CCV above acceptable Limits
B: Analyte detected in Blank	S: LCS Spike recovery is below acceptable limits
X : Exceeds maximum contamination limit	S+: LCS Spike recovery is above acceptable limits
H: Hold time exceeded	Z: Duplication outside acceptable limits
N: Matrix Spike below acceptable limits	T : Tentatively Identified Compound-Estimated
N+: Matrix Spike is above acceptable limits	E :Above quantitation range-Estimated

Note : All Results are reported as wet weight unless noted

The results relate only to the items tested. Information supplied by the client is assumed to be correct.

Adirondack Environmental Services, Inc

Date: *12-Nov-18*

CLIENT: Barton & Loguidice, P.C.
Project: Concrete Slab Sampling
Amphenol

LabWork Order: **181109007**
PO#:

Lab SampleID: 181109007-001 **Collection Date:** 11/8/2018
Client Sample ID: SW-P-S **Matrix:** SOLID

Analyses	Result	RL	Qual	Units	DF	Date Analyzed
POLYCHLORINATED BIPHENYLS - EPA 8082A (**Prep: SW3545A - 11/9/2018**)						Analyst: **KF**
Aroclor 1016	**ND**	3400		µg/Kg-dry	100	11/9/2018 5:12:41 PM
Aroclor 1221	**ND**	3400		µg/Kg-dry	100	11/9/2018 5:12:41 PM
Aroclor 1232	**ND**	3400		µg/Kg-dry	100	11/9/2018 5:12:41 PM
Aroclor 1242	**ND**	3400		µg/Kg-dry	100	11/9/2018 5:12:41 PM
Aroclor 1248	**41000**	3400		µg/Kg-dry	100	11/9/2018 5:12:41 PM
Aroclor 1254	**ND**	3400		µg/Kg-dry	100	11/9/2018 5:12:41 PM
Aroclor 1260	**ND**	3400		µg/Kg-dry	100	11/9/2018 5:12:41 PM
Aroclor 1262	**ND**	3400		µg/Kg-dry	100	11/9/2018 5:12:41 PM
Aroclor 1268	**ND**	3400		µg/Kg-dry	100	11/9/2018 5:12:41 PM
Surr: Decachlorobiphenyl	**0**	48.1-152	S	%REC	100	11/9/2018 5:12:41 PM
MOISTURE CONTENT-ASTM D2216 (NOT ELAP CERTIFIED)						Analyst: **TSZ**
Percent Moisture	**2.7**	0.1		wt%	1	11/9/2018

Lab SampleID: 181109007-002 **Collection Date:** 11/8/2018
Client Sample ID: SW-P-W **Matrix:** SOLID

Analyses	Result	RL	Qual	Units	DF	Date Analyzed
POLYCHLORINATED BIPHENYLS - EPA 8082A (**Prep: SW3545A - 11/9/2018**)						Analyst: **KF**
Aroclor 1016	**ND**	340		µg/Kg-dry	10	11/9/2018 3:25:51 PM
Aroclor 1221	**ND**	340		µg/Kg-dry	10	11/9/2018 3:25:51 PM
Aroclor 1232	**ND**	340		µg/Kg-dry	10	11/9/2018 3:25:51 PM
Aroclor 1242	**ND**	340		µg/Kg-dry	10	11/9/2018 3:25:51 PM
Aroclor 1248	**1000**	340		µg/Kg-dry	10	11/9/2018 3:25:51 PM
Aroclor 1254	**ND**	340		µg/Kg-dry	10	11/9/2018 3:25:51 PM
Aroclor 1260	**ND**	340		µg/Kg-dry	10	11/9/2018 3:25:51 PM
Aroclor 1262	**ND**	340		µg/Kg-dry	10	11/9/2018 3:25:51 PM
Aroclor 1268	**ND**	340		µg/Kg-dry	10	11/9/2018 3:25:51 PM
Surr: Decachlorobiphenyl	**60.0**	48.1-152		%REC	10	11/9/2018 3:25:51 PM
MOISTURE CONTENT-ASTM D2216 (NOT ELAP CERTIFIED)						Analyst: **TSZ**
Percent Moisture	**1.8**	0.1		wt%	1	11/9/2018

Adirondack Environmental Services, Inc

Date: *12-Nov-18*

CLIENT: Barton & Loguidice, P.C.
Project: Concrete Slab Sampling
Amphenol

LabWork Order: **181109007**
PO#:

Lab SampleID: 181109007-003 **Collection Date:** 11/8/2018
Client Sample ID: B-5 S2 **Matrix:** SOLID

Analyses	Result	RL	Qual	Units	DF	Date Analyzed
POLYCHLORINATED BIPHENYLS - EPA 8082A (**Prep: SW3545A - 11/9/2018**)						Analyst: **KF**
Aroclor 1016	**ND**	3400		µg/Kg-dry	100	11/9/2018 5:26:01 PM
Aroclor 1221	**ND**	3400		µg/Kg-dry	100	11/9/2018 5:26:01 PM
Aroclor 1232	**ND**	3400		µg/Kg-dry	100	11/9/2018 5:26:01 PM
Aroclor 1242	**ND**	3400		µg/Kg-dry	100	11/9/2018 5:26:01 PM
Aroclor 1248	**61000**	3400		µg/Kg-dry	100	11/9/2018 5:26:01 PM
Aroclor 1254	**ND**	3400		µg/Kg-dry	100	11/9/2018 5:26:01 PM
Aroclor 1260	**ND**	3400		µg/Kg-dry	100	11/9/2018 5:26:01 PM
Aroclor 1262	**ND**	3400		µg/Kg-dry	100	11/9/2018 5:26:01 PM
Aroclor 1268	**ND**	3400		µg/Kg-dry	100	11/9/2018 5:26:01 PM
Surr: Decachlorobiphenyl	**0**	48.1-152	S	%REC	100	11/9/2018 5:26:01 PM
MOISTURE CONTENT-ASTM D2216 (NOT ELAP CERTIFIED)						Analyst: **TSZ**
Percent Moisture	**2.7**	0.1		wt%	1	11/9/2018

Lab SampleID: 181109007-004 **Collection Date:** 11/8/2018
Client Sample ID: B-5 N2 **Matrix:** SOLID

Analyses	Result	RL	Qual	Units	DF	Date Analyzed
POLYCHLORINATED BIPHENYLS - EPA 8082A (**Prep: SW3545A - 11/9/2018**)						Analyst: **KF**
Aroclor 1016	**ND**	350		µg/Kg-dry	10	11/9/2018 3:52:26 PM
Aroclor 1221	**ND**	350		µg/Kg-dry	10	11/9/2018 3:52:26 PM
Aroclor 1232	**ND**	350		µg/Kg-dry	10	11/9/2018 3:52:26 PM
Aroclor 1242	**ND**	350		µg/Kg-dry	10	11/9/2018 3:52:26 PM
Aroclor 1248	**7300**	350		µg/Kg-dry	10	11/9/2018 3:52:26 PM
Aroclor 1254	**ND**	350		µg/Kg-dry	10	11/9/2018 3:52:26 PM
Aroclor 1260	**ND**	350		µg/Kg-dry	10	11/9/2018 3:52:26 PM
Aroclor 1262	**ND**	350		µg/Kg-dry	10	11/9/2018 3:52:26 PM
Aroclor 1268	**ND**	350		µg/Kg-dry	10	11/9/2018 3:52:26 PM
Surr: Decachlorobiphenyl	**60.0**	48.1-152		%REC	10	11/9/2018 3:52:26 PM
MOISTURE CONTENT-ASTM D2216 (NOT ELAP CERTIFIED)						Analyst: **TSZ**
Percent Moisture	**5.2**	0.1		wt%	1	11/9/2018

Adirondack Environmental Services, Inc

Date: *12-Nov-18*

CLIENT: Barton & Loguidice, P.C.
Project: Concrete Slab Sampling
Amphenol

LabWork Order: **181109007**
PO#:

Lab SampleID: 181109007-005 **Collection Date:** 11/8/2018
Client Sample ID: B-5 EO **Matrix:** SOLID

Analyses	Result	RL	Qual	Units	DF	Date Analyzed
POLYCHLORINATED BIPHENYLS - EPA 8082A (**Prep: SW3545A - 11/9/2018**)						Analyst: **KF**
Aroclor 1016	**ND**	17000		µg/Kg-dry	500	11/9/2018 5:39:21 PM
Aroclor 1221	**ND**	17000		µg/Kg-dry	500	11/9/2018 5:39:21 PM
Aroclor 1232	**ND**	17000		µg/Kg-dry	500	11/9/2018 5:39:21 PM
Aroclor 1242	**ND**	17000		µg/Kg-dry	500	11/9/2018 5:39:21 PM
Aroclor 1248	**290000**	17000		µg/Kg-dry	500	11/9/2018 5:39:21 PM
Aroclor 1254	**ND**	17000		µg/Kg-dry	500	11/9/2018 5:39:21 PM
Aroclor 1260	**ND**	17000		µg/Kg-dry	500	11/9/2018 5:39:21 PM
Aroclor 1262	**ND**	17000		µg/Kg-dry	500	11/9/2018 5:39:21 PM
Aroclor 1268	**ND**	17000		µg/Kg-dry	500	11/9/2018 5:39:21 PM
Surr: Decachlorobiphenyl	**0**	48.1-152	S	%REC	500	11/9/2018 5:39:21 PM
MOISTURE CONTENT-ASTM D2216 (NOT ELAP CERTIFIED)						Analyst: **TSZ**
Percent Moisture	**3.8**	0.1		wt%	1	11/9/2018

Adirondack Environmental Services Inc.
Experience is the solution
314 North Pearl Street
Albany, New York 12207
518-434-4546/434-0891 FAX

CHAIN OF CUSTODY RECORD

AES Work Order # 181109007

A full service analytical research laboratory offering solutions to environmental concerns

Client Name: Barton & Loguidice	Address: 443 Electronics Pkwy Liverpool NY 13088	
Send Report To: Scott Nostrand	Project Name (Location) Amphenol slab	Samplers: (Names) Dan Vandam
Client Phone No: 315 457 5200	Client Email: snostrand@bartonandloguidice.com	PO Number:
		Samplers: (Signature)

AES Sample Number	Client Sample Identification & Location	Date Sampled	Time A=a.m. P=p.m.		Sample Type Matrix	Comp	Grab	Number of Cont's	Analysis Required
001	SW-P-S	11/8/18	1:00	A (P)	S		X	1	PCBs
002	SW-P-W		1:30	A (P)	S		X	1	PCBs
003	B-5 S2		2:00	A (P)	S		X	1	PCBs
004	B-5 N2		2:45	A (P)	S		X	1	PCBs
005	B-5 E0		3:30	A (P)	S		X	1	PCBs
				A P					
				A P					
				A P					
				A P					
				A P					
				A P					
				A P					
				A P					
				A P					

Shipment Arrived Via:
(FedEx) UPS Client AES Other:_____

Turnaround Time Request:
☒ 1 Day ☐ 3 Day ☐ Normal
☐ 2 Day ☐ 5 Day
Note: Samples received after 3:30 pm are considered next business day

CC Report To / Special Instructions/Remarks:

Relinquished by: (Signature)	Received by: (Signature)	Date/Time
Dan Vandam		
Relinquished by: (Signature)	Received by: (Signature)	Date/Time
Relinquished by: (Signature)	Received for Laboratory by: Kaitlin Nazarko	Date/Time 11/9/18 8:58am

Temperature	AES Bottles	Properly Preserved	Received Within Holding Times
(Ambient) or Chilled	Y ☐ N ☐	(Y) N	(Y) N
Notes:		Notes:	Notes:

WHITE - Lab Copy YELLOW - Sampler Copy

Adirondack Environmental Services

181109007

Adirondack Environmental Services Inc.
Experience is the solution
314 North Pearl Street • Albany, New York 12207 • (518) 434-4546 • Fax (518) 434-0891

TERMS, CONDITIONS & LIMITATIONS

All service rendered by the **Adirondack Environmental Services, Inc.** are undertaken and all rates are based upon the following terms:

(a) Neither **Adirondack Environmental Services, Inc.**, nor any of its employees, agents or sub-contractors shall be liable for any loss or damage arising out of **Adirondack Environmental Services, Inc.'s** performance or nonperformance, whether by way of negligence or breach of contract, or otherwise, in any amount greater than twice the amount billed to the customer for the work leading to the claim of the customer. Said remedy shall be the sole and exclusive remedy against **Adirondack Environmental Services, Inc.** arising out of its work.

(b) All claims made must be in writing within forty-five (45) days after delivery of the **Adirondack Environmental Services, Inc.** report regarding said work or such claim shall be deemed or irrevocably waived.

(c) **Adirondack Environmental Services, Inc.** reports are submitted in writing and are for our customers only. Our customers are considered to be only those entities being billed for our services. Acquisition of an **Adirondack Environmental Services, Inc.** report by other than our customer does not constitute a representation of **Adirondack Environmental Services, Inc.** as to the accuracy of the contents thereof.

(d) In no event shall **Adirondack Environmental Services, Inc.**, its employees, agents or sub-contractors be responsible for consequential or special damages of any kind or in any amount.

(e) No deviation from the terms set forth herein shall bind **Adirondack Environmental Services, Inc.** unless in writing and signed by a Director of **Adirondack Environmental Services, Inc.**

(f) Results pertain only to items analyzed. Information supplied by client is assumed to be correct. This information may be used on reports and in calculations and **Adirondack Environmental Services, Inc.** is not responsible for the accuracy of this information.

(g) Payments by Credit Card/Purchase Cards are subject to a 3% additional charge.

Experience is the solution
314 North Pearl Street ♦ Albany, New York 12207
(800) 848-4983 ♦ (518) 434-4546 ♦ Fax (518) 434-0891

December 05, 2018

Matthew Strodel
Barton & Loguidice, P.C.
443 Electronics Parkway
Liverpool, NY 13088

TEL: (315) 457-5200

Work Order No: 181204003

RE: Amphenol

Dear Matthew Strodel:

Adirondack Environmental Services, Inc received 10 samples on 12/4/2018 for the analyses presented in the following report.

Please see case narrative for specifics on analysis.

If you have any questions regarding these tests results, please feel free to call.

Sincerely,

ELAP#: 10709

Tara Daniels
Laboratory Director

Adirondack Environmental Services, Inc — CASE NARRATIVE

CLIENT:	Barton & Loguidice, P.C.	**Date:**	*05-Dec-18*
Project:	Amphenol		
Lab Order:	181204003		

Sample containers were not supplied by Adirondack Environmental Services.

Definitions - RL: Reporting Limit DF: Dilution factor

Qualifiers:

ND : Not Detected at reporting limit	C: CCV below acceptable Limits
J: Analyte detected below quantitation limit	C+: CCV above acceptable Limits
B: Analyte detected in Blank	S: LCS Spike recovery is below acceptable limits
X : Exceeds maximum contamination limit	S+: LCS Spike recovery is above acceptable limits
H: Hold time exceeded	Z: Duplication outside acceptable limits
N: Matrix Spike below acceptable limits	T : Tentatively Identified Compound-Estimated
N+: Matrix Spike is above acceptable limits	E :Above quantitation range-Estimated

Note : All Results are reported as wet weight unless noted

The results relate only to the items tested. Information supplied by the client is assumed to be correct.

Adirondack Environmental Services, Inc

Date: *05-Dec-18*

CLIENT: Barton & Loguidice, P.C.
Project: Amphenol

LabWork Order: **181204003**
PO#:

Lab SampleID: 181204003-001 **Collection Date:** 12/3/2018
Client Sample ID: B-5-SW-1 **Matrix:** SOLID

Analyses	Result	RL	Qual	Units	DF	Date Analyzed
POLYCHLORINATED BIPHENYLS - EPA 8082A (**Prep: SW3545A - 12/4/2018**)						Analyst: **KF**
Aroclor 1016	**ND**	14000		µg/Kg-dry	400	12/4/2018 3:18:28 PM
Aroclor 1221	**ND**	14000		µg/Kg-dry	400	12/4/2018 3:18:28 PM
Aroclor 1232	**ND**	14000		µg/Kg-dry	400	12/4/2018 3:18:28 PM
Aroclor 1242	**ND**	14000		µg/Kg-dry	400	12/4/2018 3:18:28 PM
Aroclor 1248	**410000**	14000		µg/Kg-dry	400	12/4/2018 3:18:28 PM
Aroclor 1254	**ND**	14000		µg/Kg-dry	400	12/4/2018 3:18:28 PM
Aroclor 1260	**ND**	14000		µg/Kg-dry	400	12/4/2018 3:18:28 PM
Aroclor 1262	**ND**	14000		µg/Kg-dry	400	12/4/2018 3:18:28 PM
Aroclor 1268	**ND**	14000		µg/Kg-dry	400	12/4/2018 3:18:28 PM
Surr: Decachlorobiphenyl	**0**	48.1-152	S	%REC	400	12/4/2018 3:18:28 PM
MOISTURE CONTENT-ASTM D2216 (NOT ELAP CERTIFIED)						Analyst: **TSZ**
Percent Moisture	**4.0**	0.1		wt%	1	12/4/2018

Lab SampleID: 181204003-002 **Collection Date:** 12/3/2018
Client Sample ID: B-5-SE-1 **Matrix:** SOLID

Analyses	Result	RL	Qual	Units	DF	Date Analyzed
POLYCHLORINATED BIPHENYLS - EPA 8082A (**Prep: SW3545A - 12/4/2018**)						Analyst: **KF**
Aroclor 1016	**ND**	13000		µg/Kg-dry	400	12/4/2018 6:35:26 PM
Aroclor 1221	**ND**	13000		µg/Kg-dry	400	12/4/2018 6:35:26 PM
Aroclor 1232	**ND**	13000		µg/Kg-dry	400	12/4/2018 6:35:26 PM
Aroclor 1242	**ND**	13000		µg/Kg-dry	400	12/4/2018 6:35:26 PM
Aroclor 1248	**390000**	13000		µg/Kg-dry	400	12/4/2018 6:35:26 PM
Aroclor 1254	**ND**	13000		µg/Kg-dry	400	12/4/2018 6:35:26 PM
Aroclor 1260	**ND**	13000		µg/Kg-dry	400	12/4/2018 6:35:26 PM
Aroclor 1262	**ND**	13000		µg/Kg-dry	400	12/4/2018 6:35:26 PM
Aroclor 1268	**ND**	13000		µg/Kg-dry	400	12/4/2018 6:35:26 PM
Surr: Decachlorobiphenyl	**0**	48.1-152	S	%REC	400	12/4/2018 6:35:26 PM
MOISTURE CONTENT-ASTM D2216 (NOT ELAP CERTIFIED)						Analyst: **TSZ**
Percent Moisture	**3.4**	0.1		wt%	1	12/4/2018

Adirondack Environmental Services, Inc

Date: *05-Dec-18*

CLIENT: Barton & Loguidice, P.C.
Project: Amphenol

LabWork Order: **181204003**
PO#:

Lab SampleID: 181204003-003 **Collection Date:** 12/3/2018
Client Sample ID: B-5-SE-2 **Matrix:** SOLID

Analyses	Result	RL	Qual	Units	DF	Date Analyzed
POLYCHLORINATED BIPHENYLS - EPA 8082A (**Prep: SW3545A - 12/4/2018**)						Analyst: **KF**
Aroclor 1016	**ND**	350000		µg/Kg-dry	10000	12/4/2018 6:48:49 PM
Aroclor 1221	**ND**	350000		µg/Kg-dry	10000	12/4/2018 6:48:49 PM
Aroclor 1232	**ND**	350000		µg/Kg-dry	10000	12/4/2018 6:48:49 PM
Aroclor 1242	**ND**	350000		µg/Kg-dry	10000	12/4/2018 6:48:49 PM
Aroclor 1248	**10000000**	350000		µg/Kg-dry	10000	12/4/2018 6:48:49 PM
Aroclor 1254	**ND**	350000		µg/Kg-dry	10000	12/4/2018 6:48:49 PM
Aroclor 1260	**ND**	350000		µg/Kg-dry	10000	12/4/2018 6:48:49 PM
Aroclor 1262	**ND**	350000		µg/Kg-dry	10000	12/4/2018 6:48:49 PM
Aroclor 1268	**ND**	350000		µg/Kg-dry	10000	12/4/2018 6:48:49 PM
Surr: Decachlorobiphenyl	**0**	48.1-152	S	%REC	10000	12/4/2018 6:48:49 PM
MOISTURE CONTENT-ASTM D2216 (NOT ELAP CERTIFIED)						Analyst: **TSZ**
Percent Moisture	**5.8**	0.1		wt%	1	12/4/2018

Lab SampleID: 181204003-004 **Collection Date:** 12/3/2018
Client Sample ID: B-5-E-2 **Matrix:** SOLID

Analyses	Result	RL	Qual	Units	DF	Date Analyzed
POLYCHLORINATED BIPHENYLS - EPA 8082A (**Prep: SW3545A - 12/4/2018**)						Analyst: **KF**
Aroclor 1016	**ND**	34000		µg/Kg-dry	1000	12/4/2018 7:02:10 PM
Aroclor 1221	**ND**	34000		µg/Kg-dry	1000	12/4/2018 7:02:10 PM
Aroclor 1232	**ND**	34000		µg/Kg-dry	1000	12/4/2018 7:02:10 PM
Aroclor 1242	**ND**	34000		µg/Kg-dry	1000	12/4/2018 7:02:10 PM
Aroclor 1248	**1300000**	34000		µg/Kg-dry	1000	12/4/2018 7:02:10 PM
Aroclor 1254	**ND**	34000		µg/Kg-dry	1000	12/4/2018 7:02:10 PM
Aroclor 1260	**ND**	34000		µg/Kg-dry	1000	12/4/2018 7:02:10 PM
Aroclor 1262	**ND**	34000		µg/Kg-dry	1000	12/4/2018 7:02:10 PM
Aroclor 1268	**ND**	34000		µg/Kg-dry	1000	12/4/2018 7:02:10 PM
Surr: Decachlorobiphenyl	**0**	48.1-152	S	%REC	1000	12/4/2018 7:02:10 PM
MOISTURE CONTENT-ASTM D2216 (NOT ELAP CERTIFIED)						Analyst: **TSZ**
Percent Moisture	**2.6**	0.1		wt%	1	12/4/2018

Adirondack Environmental Services, Inc

Date: *05-Dec-18*

CLIENT: Barton & Loguidice, P.C.
Project: Amphenol

LabWork Order: **181204003**
PO#:

Lab SampleID: 181204003-005 **Collection Date:** 12/3/2018
Client Sample ID: B-5-NE-1 **Matrix:** SOLID

Analyses	Result	RL	Qual	Units	DF	Date Analyzed
POLYCHLORINATED BIPHENYLS - EPA 8082A (**Prep: SW3545A - 12/4/2018**)						Analyst: **KF**
Aroclor 1016	**ND**	690		µg/Kg-dry	20	12/4/2018 4:24:59 PM
Aroclor 1221	**ND**	690		µg/Kg-dry	20	12/4/2018 4:24:59 PM
Aroclor 1232	**ND**	690		µg/Kg-dry	20	12/4/2018 4:24:59 PM
Aroclor 1242	**ND**	690		µg/Kg-dry	20	12/4/2018 4:24:59 PM
Aroclor 1248	**7700**	690		µg/Kg-dry	20	12/4/2018 4:24:59 PM
Aroclor 1254	**ND**	690		µg/Kg-dry	20	12/4/2018 4:24:59 PM
Aroclor 1260	**ND**	690		µg/Kg-dry	20	12/4/2018 4:24:59 PM
Aroclor 1262	**ND**	690		µg/Kg-dry	20	12/4/2018 4:24:59 PM
Aroclor 1268	**ND**	690		µg/Kg-dry	20	12/4/2018 4:24:59 PM
Surr: Decachlorobiphenyl	**120**	48.1-152		%REC	20	12/4/2018 4:24:59 PM
MOISTURE CONTENT-ASTM D2216 (NOT ELAP CERTIFIED)						Analyst: **TSZ**
Percent Moisture	**4.7**	0.1		wt%	1	12/4/2018

Lab SampleID: 181204003-006 **Collection Date:** 12/3/2018
Client Sample ID: B-5-NE-2 **Matrix:** SOLID

Analyses	Result	RL	Qual	Units	DF	Date Analyzed
POLYCHLORINATED BIPHENYLS - EPA 8082A (**Prep: SW3545A - 12/4/2018**)						Analyst: **KF**
Aroclor 1016	**ND**	690		µg/Kg-dry	20	12/4/2018 4:38:23 PM
Aroclor 1221	**ND**	690		µg/Kg-dry	20	12/4/2018 4:38:23 PM
Aroclor 1232	**ND**	690		µg/Kg-dry	20	12/4/2018 4:38:23 PM
Aroclor 1242	**ND**	690		µg/Kg-dry	20	12/4/2018 4:38:23 PM
Aroclor 1248	**10000**	690		µg/Kg-dry	20	12/4/2018 4:38:23 PM
Aroclor 1254	**ND**	690		µg/Kg-dry	20	12/4/2018 4:38:23 PM
Aroclor 1260	**ND**	690		µg/Kg-dry	20	12/4/2018 4:38:23 PM
Aroclor 1262	**ND**	690		µg/Kg-dry	20	12/4/2018 4:38:23 PM
Aroclor 1268	**ND**	690		µg/Kg-dry	20	12/4/2018 4:38:23 PM
Surr: Decachlorobiphenyl	**120**	48.1-152		%REC	20	12/4/2018 4:38:23 PM
MOISTURE CONTENT-ASTM D2216 (NOT ELAP CERTIFIED)						Analyst: **TSZ**
Percent Moisture	**4.0**	0.1		wt%	1	12/4/2018

Adirondack Environmental Services, Inc

Date: *05-Dec-18*

CLIENT: Barton & Loguidice, P.C.
Project: Amphenol

LabWork Order: **181204003**
PO#:

Lab SampleID: 181204003-007 **Collection Date:** 12/3/2018
Client Sample ID: B-5-NE-3 **Matrix:** SOLID

Analyses	Result	RL	Qual	Units	DF	Date Analyzed
POLYCHLORINATED BIPHENYLS - EPA 8082A (Prep: SW3545A - 12/4/2018)						Analyst: **KF**
Aroclor 1016	**ND**	6800		µg/Kg-dry	200	12/4/2018 4:51:44 PM
Aroclor 1221	**ND**	6800		µg/Kg-dry	200	12/4/2018 4:51:44 PM
Aroclor 1232	**ND**	6800		µg/Kg-dry	200	12/4/2018 4:51:44 PM
Aroclor 1242	**ND**	6800		µg/Kg-dry	200	12/4/2018 4:51:44 PM
Aroclor 1248	**130000**	6800		µg/Kg-dry	200	12/4/2018 4:51:44 PM
Aroclor 1254	**ND**	6800		µg/Kg-dry	200	12/4/2018 4:51:44 PM
Aroclor 1260	**ND**	6800		µg/Kg-dry	200	12/4/2018 4:51:44 PM
Aroclor 1262	**ND**	6800		µg/Kg-dry	200	12/4/2018 4:51:44 PM
Aroclor 1268	**ND**	6800		µg/Kg-dry	200	12/4/2018 4:51:44 PM
Surr: Decachlorobiphenyl	**0**	48.1-152	S	%REC	200	12/4/2018 4:51:44 PM
MOISTURE CONTENT-ASTM D2216 (NOT ELAP CERTIFIED)						Analyst: **TSZ**
Percent Moisture	**2.7**	0.1		wt%	1	12/4/2018

Lab SampleID: 181204003-008 **Collection Date:** 12/3/2018
Client Sample ID: B-1-S-1 **Matrix:** SOLID

Analyses	Result	RL	Qual	Units	DF	Date Analyzed
POLYCHLORINATED BIPHENYLS - EPA 8082A (Prep: SW3545A - 12/4/2018)						Analyst: **KF**
Aroclor 1016	**ND**	6700		µg/Kg-dry	200	12/4/2018 5:05:06 PM
Aroclor 1221	**ND**	6700		µg/Kg-dry	200	12/4/2018 5:05:06 PM
Aroclor 1232	**ND**	6700		µg/Kg-dry	200	12/4/2018 5:05:06 PM
Aroclor 1242	**ND**	6700		µg/Kg-dry	200	12/4/2018 5:05:06 PM
Aroclor 1248	**110000**	6700		µg/Kg-dry	200	12/4/2018 5:05:06 PM
Aroclor 1254	**ND**	6700		µg/Kg-dry	200	12/4/2018 5:05:06 PM
Aroclor 1260	**ND**	6700		µg/Kg-dry	200	12/4/2018 5:05:06 PM
Aroclor 1262	**ND**	6700		µg/Kg-dry	200	12/4/2018 5:05:06 PM
Aroclor 1268	**ND**	6700		µg/Kg-dry	200	12/4/2018 5:05:06 PM
Surr: Decachlorobiphenyl	**0**	48.1-152	S	%REC	200	12/4/2018 5:05:06 PM
MOISTURE CONTENT-ASTM D2216 (NOT ELAP CERTIFIED)						Analyst: **TSZ**
Percent Moisture	**1.8**	0.1		wt%	1	12/4/2018

Adirondack Environmental Services, Inc

Date: *05-Dec-18*

CLIENT: Barton & Loguidice, P.C.
Project: Amphenol

LabWork Order: **181204003**
PO#:

Lab SampleID: 181204003-009 **Collection Date:** 12/3/2018
Client Sample ID: B-1-S-2 **Matrix:** SOLID

Analyses	Result	RL	Qual	Units	DF	Date Analyzed
POLYCHLORINATED BIPHENYLS - EPA 8082A (**Prep: SW3545A - 12/4/2018**)						Analyst: **KF**
Aroclor 1016	**ND**	6700		µg/Kg-dry	200	12/4/2018 5:28:27 PM
Aroclor 1221	**ND**	6700		µg/Kg-dry	200	12/4/2018 5:28:27 PM
Aroclor 1232	**ND**	6700		µg/Kg-dry	200	12/4/2018 5:28:27 PM
Aroclor 1242	**ND**	6700		µg/Kg-dry	200	12/4/2018 5:28:27 PM
Aroclor 1248	**94000**	6700		µg/Kg-dry	200	12/4/2018 5:28:27 PM
Aroclor 1254	**ND**	6700		µg/Kg-dry	200	12/4/2018 5:28:27 PM
Aroclor 1260	**ND**	6700		µg/Kg-dry	200	12/4/2018 5:28:27 PM
Aroclor 1262	**ND**	6700		µg/Kg-dry	200	12/4/2018 5:28:27 PM
Aroclor 1268	**ND**	6700		µg/Kg-dry	200	12/4/2018 5:28:27 PM
Surr: Decachlorobiphenyl	**0**	48.1-152	S	%REC	200	12/4/2018 5:28:27 PM
MOISTURE CONTENT-ASTM D2216 (NOT ELAP CERTIFIED)						Analyst: **TSZ**
Percent Moisture	**1.6**	0.1		wt%	1	12/4/2018

Lab SampleID: 181204003-010 **Collection Date:** 12/3/2018
Client Sample ID: B-1-SW-P-S-2 **Matrix:** SOLID

Analyses	Result	RL	Qual	Units	DF	Date Analyzed
POLYCHLORINATED BIPHENYLS - EPA 8082A (**Prep: SW3545A - 12/4/2018**)						Analyst: **KF**
Aroclor 1016	**ND**	340000		µg/Kg-dry	10000	12/4/2018
Aroclor 1221	**ND**	340000		µg/Kg-dry	10000	12/4/2018
Aroclor 1232	**ND**	340000		µg/Kg-dry	10000	12/4/2018
Aroclor 1242	**ND**	340000		µg/Kg-dry	10000	12/4/2018
Aroclor 1248	**3500000**	340000		µg/Kg-dry	10000	12/4/2018
Aroclor 1254	**ND**	340000		µg/Kg-dry	10000	12/4/2018
Aroclor 1260	**ND**	340000		µg/Kg-dry	10000	12/4/2018
Aroclor 1262	**ND**	340000		µg/Kg-dry	10000	12/4/2018
Aroclor 1268	**ND**	340000		µg/Kg-dry	10000	12/4/2018
Surr: Decachlorobiphenyl	**0**	48.1-152	S	%REC	10000	12/4/2018
MOISTURE CONTENT-ASTM D2216 (NOT ELAP CERTIFIED)						Analyst: **TSZ**
Percent Moisture	**2.3**	0.1		wt%	1	12/4/2018

Adirondack Environmental Services Inc.
Experience is the solution
314 North Pearl Street
Albany, New York 12207
518-434-4546/434-0891 FAX

CHAIN OF CUSTODY RECORD

AES Work Order # 18 | 2070 03

A full service analytical research laboratory offering solutions to environmental concerns

Client Name: B+L	Address: 443 Electronics Pkwy, Liverpool NY 13088	
Send Report To: Scott Westrand, Matthew Stradal	Project Name (Location): Amphenol	Samplers: (Names): Matthew Stradal
Client Phone No: 315-457-5200	Client Email: SWestrand@Westrandlegalk.com, MStradal@Westrandlegalk.com	PO Number: 1153.00.001
		Samplers: (Signature): [signature]

AES Sample Number	Client Sample Identification & Location	Date Sampled	Time A=a.m. P=p.m.	Sample Type Matrix	Comp	Grab	Number of Cont's	Analysis Required
001	B-5-SW-1	12/3/18	11:50 A	Soil	X		1	PCBs
002	B-5-SE-1		12:12 P					
003	B-5-SE-2		12:10 P					
004	B-5-E-2		12:30 P					
005	B-5-NE-1		12:45 P					
006	B-5-NE-2		12:35 P					
007	B-5-NE-3		12:34 P					
008	B-1-S-1		13:25 P					
009	B-1-S-2		13:22 P					
010	B-1-SW-P-S-2		13:35 P					
			A P					
			A P					
			A P					
			A P					

Shipment Arrived Via: FedEx UPS Client AES Other:_____

Turnaround Time Request:
☐ 1 Day ☐ 3 Day ☐ Normal
☒ 2 Day ☐ 5 Day
Note: Samples received after 3:30 pm are considered next business day

CC Report To / Special Instructions/Remarks:
Please also report to Jim Mickam
e jmickam@ejtmllc.com

Relinquished by: (Signature)	Received by: (Signature)	Date/Time
[signature]		12/3/18 17:00
Relinquished by: (Signature)	Received by: (Signature)	Date/Time
Relinquished by: (Signature)	Received for Laboratory by: [signature]	Date/Time 12/4/18 8:33 AM

Temperature	AES Bottles	Properly Preserved	Received Within Holding Times
Ambient or Chilled (circled: Chilled) Notes: 12°C	Y ☐ N ☒	(Y) N Notes:	(Y) N

WHITE - Lab Copy YELLOW - Sampler Copy

Adirondack Environmental Services

181204003

Adirondack Environmental Services Inc.
Experience is the solution
314 North Pearl Street • Albany, New York 12207 • (518) 434-4546 • Fax (518) 434-0891

TERMS, CONDITIONS & LIMITATIONS

All service rendered by the **Adirondack Environmental Services, Inc.** are undertaken and all rates are based upon the following terms:

(a) Neither **Adirondack Environmental Services, Inc.**, nor any of its employees, agents or sub-contractors shall be liable for any loss or damage arising out of **Adirondack Environmental Services, Inc.'s** performance or nonperformance, whether by way of negligence or breach of contract, or otherwise, in any amount greater than twice the amount billed to the customer for the work leading to the claim of the customer. Said remedy shall be the sole and exclusive remedy against **Adirondack Environmental Services, Inc.** arising out of its work.

(b) All claims made must be in writing within forty-five (45) days after delivery of the **Adirondack Environmental Services, Inc.** report regarding said work or such claim shall be deemed or irrevocably waived.

(c) **Adirondack Environmental Services, Inc.** reports are submitted in writing and are for our customers only. Our customers are considered to be only those entities being billed for our services. Acquisition of an **Adirondack Environmental Services, Inc.** report by other than our customer does not constitute a representation of **Adirondack Environmental Services, Inc.** as to the accuracy of the contents thereof.

(d) In no event shall **Adirondack Environmental Services, Inc.**, its employees, agents or sub-contractors be responsible for consequential or special damages of any kind or in any amount.

(e) No deviation from the terms set forth herein shall bind **Adirondack Environmental Services, Inc.** unless in writing and signed by a Director of **Adirondack Environmental Services, Inc.**

(f) Results pertain only to items analyzed. Information supplied by client is assumed to be correct. This information may be used on reports and in calculations and **Adirondack Environmental Services, Inc.** is not responsible for the accuracy of this information.

(g) Payments by Credit Card/Purchase Cards are subject to a 3% additional charge.

ANALYTICAL REPORT

Lab Number:	L1849352
Client:	Barton & Loguidice, P.C 443 Electronics Pkwy Liverpool, NY 13088
ATTN:	Matthew Strodel
Phone:	(716) 352-2102
Project Name:	AMPHENOLL
Project Number:	1153.010.001
Report Date:	12/05/18

The original project report/data package is held by Alpha Analytical. This report/data package is paginated and should be reproduced only in its entirety. Alpha Analytical holds no responsibility for results and/or data that are not consistent with the original.

Certifications & Approvals: MA (M-MA086), NH NELAP (2064), CT (PH-0574), IL (200077), ME (MA00086), MD (348), NJ (MA935), NY (11148), NC (25700/666), PA (68-03671), RI (LAO00065), TX (T104704476), VT (VT-0935), VA (460195), USDA (Permit #P330-17-00196).

Eight Walkup Drive, Westborough, MA 01581-1019
508-898-9220 (Fax) 508-898-9193 800-624-9220 - www.alphalab.com

Project Name: AMPHENOLL
Project Number: 1153.010.001

Lab Number: L1849352
Report Date: 12/05/18

Alpha Sample ID	Client ID	Matrix	Sample Location	Collection Date/Time	Receive Date
L1849352-01	B-5 0-1"	SOLID	SIDNEY, NY	12/03/18 11:03	12/03/18
L1849352-02	B-5 0-1-2"	SOLID	SIDNEY, NY	12/03/18 11:05	12/03/18
L1849352-03	B-5 2-3"	SOLID	SIDNEY, NY	12/03/18 11:07	12/03/18
L1849352-04	B-5-E0 0-1"	SOLID	SIDNEY, NY	12/03/18 11:28	12/03/18
L1849352-05	B-5-E0 1-2"	SOLID	SIDNEY, NY	12/03/18 11:30	12/03/18
L1849352-06	B-5-E0 2-3"	SOLID	SIDNEY, NY	12/03/18 11:32	12/03/18
L1849352-07	B-1 0-1"	SOLID	SIDNEY, NY	12/03/18 11:57	12/03/18
L1849352-08	B-1 1-2"	SOLID	SIDNEY, NY	12/03/18 11:59	12/03/18
L1849352-09	B-1 2-3"	SOLID	SIDNEY, NY	12/03/18 12:01	12/03/18

Project Name: AMPHENOLL
Project Number: 1153.010.001
Lab Number: L1849352
Report Date: 12/05/18

Case Narrative

The samples were received in accordance with the Chain of Custody and no significant deviations were encountered during the preparation or analysis unless otherwise noted. Sample Receipt, Container Information, and the Chain of Custody are located at the back of the report.

Results contained within this report relate only to the samples submitted under this Alpha Lab Number and meet NELAP requirements for all NELAP accredited parameters unless otherwise noted in the following narrative. The data presented in this report is organized by parameter (i.e. VOC, SVOC, etc.). Sample specific Quality Control data (i.e. Surrogate Spike Recovery) is reported at the end of the target analyte list for each individual sample, followed by the Laboratory Batch Quality Control at the end of each parameter. Tentatively Identified Compounds (TICs), if requested, are reported for compounds identified to be present and are not part of the method/program Target Compound List, even if only a subset of the TCL are being reported. If a sample was re-analyzed or re-extracted due to a required quality control corrective action and if both sets of data are reported, the Laboratory ID of the re-analysis or re-extraction is designated with an "R" or "RE", respectively. When multiple Batch Quality Control elements are reported (e.g. more than one LCS), the associated samples for each element are noted in the grey shaded header line of each data table. Any Laboratory Batch, Sample Specific % recovery or RPD value that is outside the listed Acceptance Criteria is bolded in the report. All specific QC information is also incorporated in the Data Usability format of our Data Merger tool where it can be reviewed along with any associated usability implications. Soil/sediments, solids and tissues are reported on a dry weight basis unless otherwise noted. Definitions of all data qualifiers and acronyms used in this report are provided in the Glossary located at the back of the report.

In reference to questions H (CAM) or 4 (RCP) when "NO" is checked, the performance criteria for CAM and RCP methods allow for some quality control failures to occur and still be within method compliance. In these instances the specific failure is not narrated but noted in the associated QC table. The information is also incorporated in the Data Usability format of our Data Merger tool where it can be reviewed along with any associated usability implications.

Please see the associated ADEx data file for a comparison of laboratory reporting limits that were achieved with the regulatory Numerical Standards requested on the Chain of Custody.

HOLD POLICY
For samples submitted on hold, Alpha's policy is to hold samples (with the exception of Air canisters) free of charge for 21 calendar days from the date the project is completed. After 21 calendar days, we will dispose of all samples submitted including those put on hold unless you have contacted your Client Service Representative and made arrangements for Alpha to continue to hold the samples. Air canisters will be disposed after 3 business days from the date the project is completed.

Please contact Client Services at 800-624-9220 with any questions.

Project Name:	AMPHENOLL	**Lab Number:**	L1849352
Project Number:	1153.010.001	**Report Date:**	12/05/18

Case Narrative (continued)

Report Submission

All non-detect (ND) or estimated concentrations (J-qualified) have been quantitated to the limit noted in the MDL column.

Sample Receipt

L1849352-02, -05, and -08: The sample was received in an inappropriate container for the PCBs analysis.

PCBs

L1849352-02, -05, and -08: The surrogate recoveries are below the acceptance criteria for 2,4,5,6-tetrachloro-m-xylene (0%) and decachlorobiphenyl (0%) due to the dilution required to quantitate the sample. Re-extraction was not required; therefore, the results of the original analysis are reported.

I, the undersigned, attest under the pains and penalties of perjury that, to the best of my knowledge and belief and based upon my personal inquiry of those responsible for providing the information contained in this analytical report, such information is accurate and complete. This certificate of analysis is not complete unless this page accompanies any and all pages of this report.

Authorized Signature: Michelle M. Morris

Title: Technical Director/Representative

Date: 12/05/18

ORGANICS

PCBS

Project Name: AMPHENOLL
Project Number: 1153.010.001
Lab Number: L1849352
Report Date: 12/05/18

SAMPLE RESULTS

Lab ID: L1849352-02 D
Client ID: B-5 0-1-2"
Sample Location: SIDNEY, NY

Sample Depth:
Matrix: Solid
Analytical Method: 1,8082A
Analytical Date: 12/05/18 16:31
Analyst: AWS
Percent Solids: 96%

Date Collected: 12/03/18 11:05
Date Received: 12/03/18
Field Prep: Not Specified

Extraction Method: EPA 3540C
Extraction Date: 12/04/18 06:09
Cleanup Method: EPA 3665A
Cleanup Date: 12/05/18
Cleanup Method: EPA 3660B
Cleanup Date: 12/05/18

Parameter	Result	Qualifier	Units	RL	MDL	Dilution Factor	Column
Polychlorinated Biphenyls by GC - Westborough Lab							
Aroclor 1016	ND		ug/kg	472000	41900	5000	A
Aroclor 1221	ND		ug/kg	472000	47200	5000	A
Aroclor 1232	ND		ug/kg	472000	100000	5000	A
Aroclor 1242	ND		ug/kg	472000	63600	5000	A
Aroclor 1248	5070000		ug/kg	472000	70700	5000	B
Aroclor 1254	ND		ug/kg	472000	51600	5000	A
Aroclor 1260	ND		ug/kg	472000	87100	5000	A
Aroclor 1262	ND		ug/kg	472000	59900	5000	A
Aroclor 1268	ND		ug/kg	472000	48800	5000	A
PCBs, Total	5070000		ug/kg	472000	41900	5000	B

Surrogate	% Recovery	Qualifier	Acceptance Criteria	Column
2,4,5,6-Tetrachloro-m-xylene	**0**	Q	30-150	A
Decachlorobiphenyl	**0**	Q	30-150	A
2,4,5,6-Tetrachloro-m-xylene	**0**	Q	30-150	B
Decachlorobiphenyl	**0**	Q	30-150	B

Project Name: AMPHENOLL
Project Number: 1153.010.001
Lab Number: L1849352
Report Date: 12/05/18

SAMPLE RESULTS

Lab ID: L1849352-05 D
Client ID: B-5-E0 1-2"
Sample Location: SIDNEY, NY

Sample Depth:
Matrix: Solid
Analytical Method: 1,8082A
Analytical Date: 12/05/18 15:50
Analyst: AWS
Percent Solids: 96%

Date Collected: 12/03/18 11:30
Date Received: 12/03/18
Field Prep: Not Specified

Extraction Method: EPA 3540C
Extraction Date: 12/04/18 06:09
Cleanup Method: EPA 3665A
Cleanup Date: 12/05/18
Cleanup Method: EPA 3660B
Cleanup Date: 12/05/18

Parameter	Result	Qualifier	Units	RL	MDL	Dilution Factor	Column
Polychlorinated Biphenyls by GC - Westborough Lab							
Aroclor 1016	ND		ug/kg	50300	4460	500	A
Aroclor 1221	ND		ug/kg	50300	5040	500	A
Aroclor 1232	ND		ug/kg	50300	10600	500	A
Aroclor 1242	ND		ug/kg	50300	6780	500	A
Aroclor 1248	214000		ug/kg	50300	7540	500	B
Aroclor 1254	ND		ug/kg	50300	5500	500	A
Aroclor 1260	ND		ug/kg	50300	9290	500	A
Aroclor 1262	ND		ug/kg	50300	6380	500	A
Aroclor 1268	ND		ug/kg	50300	5210	500	A
PCBs, Total	214000		ug/kg	50300	4460	500	B

Surrogate	% Recovery	Qualifier	Acceptance Criteria	Column
2,4,5,6-Tetrachloro-m-xylene	**0**	Q	30-150	A
Decachlorobiphenyl	**0**	Q	30-150	A
2,4,5,6-Tetrachloro-m-xylene	**0**	Q	30-150	B
Decachlorobiphenyl	**0**	Q	30-150	B

Project Name: AMPHENOLL
Project Number: 1153.010.001

Lab Number: L1849352
Report Date: 12/05/18

SAMPLE RESULTS

Lab ID: L1849352-08 D
Client ID: B-1 1-2"
Sample Location: SIDNEY, NY

Sample Depth:
Matrix: Solid
Analytical Method: 1,8082A
Analytical Date: 12/05/18 16:19
Analyst: AWS
Percent Solids: 96%

Date Collected: 12/03/18 11:59
Date Received: 12/03/18
Field Prep: Not Specified

Extraction Method: EPA 3540C
Extraction Date: 12/04/18 06:09
Cleanup Method: EPA 3665A
Cleanup Date: 12/05/18
Cleanup Method: EPA 3660B
Cleanup Date: 12/05/18

Parameter	Result	Qualifier	Units	RL	MDL	Dilution Factor	Column
Polychlorinated Biphenyls by GC - Westborough Lab							
Aroclor 1016	ND		ug/kg	24100	2140	250	A
Aroclor 1221	ND		ug/kg	24100	2420	250	A
Aroclor 1232	ND		ug/kg	24100	5110	250	A
Aroclor 1242	ND		ug/kg	24100	3250	250	A
Aroclor 1248	107000		ug/kg	24100	3620	250	B
Aroclor 1254	ND		ug/kg	24100	2640	250	A
Aroclor 1260	ND		ug/kg	24100	4460	250	A
Aroclor 1262	ND		ug/kg	24100	3060	250	A
Aroclor 1268	ND		ug/kg	24100	2500	250	A
PCBs, Total	107000		ug/kg	24100	2140	250	B

Surrogate	% Recovery	Qualifier	Acceptance Criteria	Column
2,4,5,6-Tetrachloro-m-xylene	**0**	Q	30-150	A
Decachlorobiphenyl	**0**	Q	30-150	A
2,4,5,6-Tetrachloro-m-xylene	**0**	Q	30-150	B
Decachlorobiphenyl	**0**	Q	30-150	B

Project Name: AMPHENOLL
Project Number: 1153.010.001

Lab Number: L1849352
Report Date: 12/05/18

Method Blank Analysis
Batch Quality Control

Analytical Method: 1,8082A
Analytical Date: 12/05/18 14:02
Analyst: AWS

Extraction Method: EPA 3540C
Extraction Date: 12/04/18 06:09
Cleanup Method: EPA 3665A
Cleanup Date: 12/05/18
Cleanup Method: EPA 3660B
Cleanup Date: 12/05/18

Parameter	Result	Qualifier	Units	RL	MDL	Column
Polychlorinated Biphenyls by GC - Westborough Lab for sample(s): 02,05,08 Batch: WG1185256-1						
Aroclor 1016	ND		ug/kg	97.6	8.67	A
Aroclor 1221	ND		ug/kg	97.6	9.78	A
Aroclor 1232	ND		ug/kg	97.6	20.7	A
Aroclor 1242	ND		ug/kg	97.6	13.2	A
Aroclor 1248	ND		ug/kg	97.6	14.6	A
Aroclor 1254	ND		ug/kg	97.6	10.7	A
Aroclor 1260	ND		ug/kg	97.6	18.0	A
Aroclor 1262	ND		ug/kg	97.6	12.4	A
Aroclor 1268	ND		ug/kg	97.6	10.1	A
PCBs, Total	ND		ug/kg	97.6	8.67	A

Surrogate	%Recovery	Qualifier	Acceptance Criteria	Column
2,4,5,6-Tetrachloro-m-xylene	91		30-150	A
Decachlorobiphenyl	79		30-150	A
2,4,5,6-Tetrachloro-m-xylene	90		30-150	B
Decachlorobiphenyl	80		30-150	B

Lab Control Sample Analysis
Batch Quality Control

Project Name: AMPHENOLL
Project Number: 1153.010.001
Lab Number: L1849352
Report Date: 12/05/18

Parameter	LCS %Recovery	Qual	LCSD %Recovery	Qual	%Recovery Limits	RPD	Qual	RPD Limits	Column
Polychlorinated Biphenyls by GC - Westborough Lab Associated sample(s): 02,05,08 Batch: WG1185256-2 WG1185256-3									
Aroclor 1016	83		77		40-140	8		50	A
Aroclor 1260	83		76		40-140	9		50	A

Surrogate	LCS %Recovery	Qual	LCSD %Recovery	Qual	Acceptance Criteria	Column
2,4,5,6-Tetrachloro-m-xylene	95		88		30-150	A
Decachlorobiphenyl	77		71		30-150	A
2,4,5,6-Tetrachloro-m-xylene	92		85		30-150	B
Decachlorobiphenyl	80		74		30-150	B

INORGANICS
&
MISCELLANEOUS

Project Name: AMPHENOLL
Project Number: 1153.010.001

Lab Number: L1849352
Report Date: 12/05/18

SAMPLE RESULTS

Lab ID: L1849352-02
Client ID: B-5 0-1-2"
Sample Location: SIDNEY, NY

Date Collected: 12/03/18 11:05
Date Received: 12/03/18
Field Prep: Not Specified

Sample Depth:
Matrix: Solid

Parameter	Result	Qualifier	Units	RL	MDL	Dilution Factor	Date Prepared	Date Analyzed	Analytical Method	Analyst
General Chemistry - Westborough Lab										
Solids, Total	96.4		%	0.100	NA	1	-	12/04/18 10:36	121,2540G	RI

Project Name: AMPHENOLL
Project Number: 1153.010.001

Lab Number: L1849352
Report Date: 12/05/18

SAMPLE RESULTS

Lab ID: L1849352-05
Client ID: B-5-E0 1-2"
Sample Location: SIDNEY, NY

Date Collected: 12/03/18 11:30
Date Received: 12/03/18
Field Prep: Not Specified

Sample Depth:
Matrix: Solid

Parameter	Result	Qualifier	Units	RL	MDL	Dilution Factor	Date Prepared	Date Analyzed	Analytical Method	Analyst
General Chemistry - Westborough Lab										
Solids, Total	95.8		%	0.100	NA	1	-	12/04/18 10:36	121,2540G	RI

Project Name: AMPHENOLL
Project Number: 1153.010.001

Lab Number: L1849352
Report Date: 12/05/18

SAMPLE RESULTS

Lab ID: L1849352-08
Client ID: B-1 1-2"
Sample Location: SIDNEY, NY

Date Collected: 12/03/18 11:59
Date Received: 12/03/18
Field Prep: Not Specified

Sample Depth:
Matrix: Solid

Parameter	Result	Qualifier	Units	RL	MDL	Dilution Factor	Date Prepared	Date Analyzed	Analytical Method	Analyst
General Chemistry - Westborough Lab										
Solids, Total	96.3		%	0.100	NA	1	-	12/04/18 10:36	121,2540G	RI

Lab Duplicate Analysis

Batch Quality Control

Project Name: AMPHENOLL

Project Number: 1153.010.001

Lab Number: L1849352

Report Date: 12/05/18

Parameter	Native Sample	Duplicate Sample	Units	RPD	Qual	RPD Limits
General Chemistry - Westborough Lab Associated sample(s): 02,05,08 QC Batch ID: WG1185370-1 QC Sample: L1848879-02 Client ID: DUP Sample						
Solids, Total	85.6	80.2	%	7		20

Project Name: AMPHENOLL
Project Number: 1153.010.001

Lab Number: L1849352
Report Date: 12/05/18

Sample Receipt and Container Information

Were project specific reporting limits specified? YES

Cooler Information

Cooler	Custody Seal
A	Absent

Container Information

Container ID	Container Type	Cooler	Initial pH	Final pH	Temp deg C	Pres	Seal	Frozen Date/Time	Analysis(*)
L1849352-01A	Bag	A	NA		2.0	Y	Absent		HOLD-8082()
L1849352-02A	Bag	A	NA		2.0	Y	Absent		TS(7),NYTCL-8082-CNCRT(14)
L1849352-03A	Bag	A	NA		2.0	Y	Absent		HOLD-8082()
L1849352-04A	Bag	A	NA		2.0	Y	Absent		HOLD-8082()
L1849352-05A	Bag	A	NA		2.0	Y	Absent		TS(7),NYTCL-8082-CNCRT(14)
L1849352-06A	Bag	A	NA		2.0	Y	Absent		HOLD-8082()
L1849352-07A	Bag	A	NA		2.0	Y	Absent		HOLD-8082()
L1849352-08A	Bag	A	NA		2.0	Y	Absent		TS(7),NYTCL-8082-CNCRT(14)
L1849352-09A	Bag	A	NA		2.0	Y	Absent		HOLD-8082()

*Values in parentheses indicate holding time in days

Project Name:	AMPHENOLL	**Lab Number:**	L1849352
Project Number:	1153.010.001	**Report Date:**	12/05/18

GLOSSARY

Acronyms

EDL	- Estimated Detection Limit: This value represents the level to which target analyte concentrations are reported as estimated values, when those target analyte concentrations are quantified below the reporting limit (RL). The EDL includes any adjustments from dilutions, concentrations or moisture content, where applicable. The use of EDLs is specific to the analysis of PAHs using Solid-Phase Microextraction (SPME).
EMPC	- Estimated Maximum Possible Concentration: The concentration that results from the signal present at the retention time of an analyte when the ions meet all of the identification criteria except the ion abundance ratio criteria. An EMPC is a worst-case estimate of the concentration.
EPA	- Environmental Protection Agency.
LCS	- Laboratory Control Sample: A sample matrix, free from the analytes of interest, spiked with verified known amounts of analytes or a material containing known and verified amounts of analytes.
LCSD	- Laboratory Control Sample Duplicate: Refer to LCS.
LFB	- Laboratory Fortified Blank: A sample matrix, free from the analytes of interest, spiked with verified known amounts of analytes or a material containing known and verified amounts of analytes.
MDL	- Method Detection Limit: This value represents the level to which target analyte concentrations are reported as estimated values, when those target analyte concentrations are quantified below the reporting limit (RL). The MDL includes any adjustments from dilutions, concentrations or moisture content, where applicable.
MS	- Matrix Spike Sample: A sample prepared by adding a known mass of target analyte to a specified amount of matrix sample for which an independent estimate of target analyte concentration is available.
MSD	- Matrix Spike Sample Duplicate: Refer to MS.
NA	- Not Applicable.
NC	- Not Calculated: Term is utilized when one or more of the results utilized in the calculation are non-detect at the parameter's reporting unit.
NDPA/DPA	- N-Nitrosodiphenylamine/Diphenylamine.
NI	- Not Ignitable.
NP	- Non-Plastic: Term is utilized for the analysis of Atterberg Limits in soil.
RL	- Reporting Limit: The value at which an instrument can accurately measure an analyte at a specific concentration. The RL includes any adjustments from dilutions, concentrations or moisture content, where applicable.
RPD	- Relative Percent Difference: The results from matrix and/or matrix spike duplicates are primarily designed to assess the precision of analytical results in a given matrix and are expressed as relative percent difference (RPD). Values which are less than five times the reporting limit for any individual parameter are evaluated by utilizing the absolute difference between the values; although the RPD value will be provided in the report.
SRM	- Standard Reference Material: A reference sample of a known or certified value that is of the same or similar matrix as the associated field samples.
STLP	- Semi-dynamic Tank Leaching Procedure per EPA Method 1315.
TEF	- Toxic Equivalency Factors: The values assigned to each dioxin and furan to evaluate their toxicity relative to 2,3,7,8-TCDD.
TEQ	- Toxic Equivalent: The measure of a sample¿s toxicity derived by multiplying each dioxin and furan by its corresponding TEF and then summing the resulting values.
TIC	- Tentatively Identified Compound: A compound that has been identified to be present and is not part of the target compound list (TCL) for the method and/or program. All TICs are qualitatively identified and reported as estimated concentrations.

Footnotes

1	- The reference for this analyte should be considered modified since this analyte is absent from the target analyte list of the original method.

Terms

Analytical Method: Both the document from which the method originates and the analytical reference method. (Example: EPA 8260B is shown as 1,8260B.) The codes for the reference method documents are provided in the References section of the Addendum.

Final pH: As it pertains to Sample Receipt & Container Information section of the report, Final pH reflects pH of container determined after adjustment at the laboratory, if applicable. If no adjustment required, value reflects Initial pH.

Frozen Date/Time: With respect to Volatile Organics in soil, Frozen Date/Time reflects the date/time at which associated Reagent Water-preserved vials were initially frozen. Note: If frozen date/time is beyond 48 hours from sample collection, value will be reflected in 'bold'.

Initial pH: As it pertains to Sample Receipt & Container Information section of the report, Initial pH reflects pH of container determined upon receipt, if applicable.

Total: With respect to Organic analyses, a 'Total' result is defined as the summation of results for individual isomers or Aroclors. If a 'Total' result is requested, the results of its individual components will also be reported. This is applicable to 'Total' results for methods 8260, 8081 and 8082.

Report Format: DU Report with 'J' Qualifiers

Project Name: AMPHENOLL **Lab Number:** L1849352

Project Number: 1153.010.001 **Report Date:** 12/05/18

Data Qualifiers

A - Spectra identified as "Aldol Condensation Product".

B - The analyte was detected above the reporting limit in the associated method blank. Flag only applies to associated field samples that have detectable concentrations of the analyte at less than ten times (10x) the concentration found in the blank. For MCP-related projects, flag only applies to associated field samples that have detectable concentrations of the analyte at less than ten times (10x) the concentration found in the blank. For DOD-related projects, flag only applies to associated field samples that have detectable concentrations of the analyte at less than ten times (10x) the concentration found in the blank AND the analyte was detected above one-half the reporting limit (or above the reporting limit for common lab contaminants) in the associated method blank. For NJ-Air-related projects, flag only applies to associated field samples that have detectable concentrations of the analyte above the reporting limit. For NJ-related projects (excluding Air), flag only applies to associated field samples that have detectable concentrations of the analyte, which was detected above the reporting limit in the associated method blank or above five times the reporting limit for common lab contaminants (Phthalates, Acetone, Methylene Chloride, 2-Butanone).

C - Co-elution: The target analyte co-elutes with a known lab standard (i.e. surrogate, internal standards, etc.) for co-extracted analyses.

D - Concentration of analyte was quantified from diluted analysis. Flag only applies to field samples that have detectable concentrations of the analyte.

E - Concentration of analyte exceeds the range of the calibration curve and/or linear range of the instrument.

G - The concentration may be biased high due to matrix interferences (i.e, co-elution) with non-target compound(s). The result should be considered estimated.

H - The analysis of pH was performed beyond the regulatory-required holding time of 15 minutes from the time of sample collection.

I - The lower value for the two columns has been reported due to obvious interference.

M - Reporting Limit (RL) exceeds the MCP CAM Reporting Limit for this analyte.

NJ - Presumptive evidence of compound. This represents an estimated concentration for Tentatively Identified Compounds (TICs), where the identification is based on a mass spectral library search.

P - The RPD between the results for the two columns exceeds the method-specified criteria.

Q - The quality control sample exceeds the associated acceptance criteria. For DOD-related projects, LCS and/or Continuing Calibration Standard exceedences are also qualified on all associated sample results. Note: This flag is not applicable for matrix spike recoveries when the sample concentration is greater than 4x the spike added or for batch duplicate RPD when the sample concentrations are less than 5x the RL. (Metals only.)

R - Analytical results are from sample re-analysis.

RE - Analytical results are from sample re-extraction.

S - Analytical results are from modified screening analysis.

J - Estimated value. The Target analyte concentration is below the quantitation limit (RL), but above the Method Detection Limit (MDL) or Estimated Detection Limit (EDL) for SPME-related analyses. This represents an estimated concentration for Tentatively Identified Compounds (TICs).

ND - Not detected at the method detection limit (MDL) for the sample, or estimated detection limit (EDL) for SPME-related analyses.

Report Format: DU Report with 'J' Qualifiers

Project Name: AMPHENOLL **Lab Number:** L1849352
Project Number: 1153.010.001 **Report Date:** 12/05/18

REFERENCES

1 Test Methods for Evaluating Solid Waste: Physical/Chemical Methods. EPA SW-846. Third Edition. Updates I - IV, 2007.

121 Standard Methods for the Examination of Water and Wastewater. APHA-AWWA-WEF. Standard Methods Online.

LIMITATION OF LIABILITIES

Alpha Analytical performs services with reasonable care and diligence normal to the analytical testing laboratory industry. In the event of an error, the sole and exclusive responsibility of Alpha Analytical shall be to re-perform the work at it's own expense. In no event shall Alpha Analytical be held liable for any incidental, consequential or special damages, including but not limited to, damages in any way connected with the use of, interpretation of, information or analysis provided by Alpha Analytical.

We strongly urge our clients to comply with EPA protocol regarding sample volume, preservation, cooling, containers, sampling procedures, holding time and splitting of samples in the field.

Certification Information

The following analytes are not included in our Primary NELAP Scope of Accreditation:

Westborough Facility
EPA 624/624.1: m/p-xylene, o-xylene
EPA 8260C: NPW: 1,2,4,5-Tetramethylbenzene; 4-Ethyltoluene, Azobenzene; SCM: Iodomethane (methyl iodide), Methyl methacrylate, 1,2,4,5-Tetramethylbenzene; 4-Ethyltoluene.
EPA 8270D: NPW: Dimethylnaphthalene,1,4-Diphenylhydrazine; SCM: Dimethylnaphthalene,1,4-Diphenylhydrazine.

EPA 6860: SCM: Perchlorate

SM4500: NPW: Amenable Cyanide; SCM: Total Phosphorus, TKN, NO2, NO3.

Mansfield Facility
SM 2540D: TSS
EPA 8082A: NPW: PCB: 1, 5, 31, 87,101, 110, 141, 151, 153, 180, 183, 187.
EPA TO-15: Halothane, 2,4,4-Trimethyl-2-pentene, 2,4,4-Trimethyl-1-pentene, Thiophene, 2-Methylthiophene, 3-Methylthiophene, 2-Ethylthiophene, 1,2,3-Trimethylbenzene, Indan, Indene, 1,2,4,5-Tetramethylbenzene, Benzothiophene, 1-Methylnaphthalene.
Biological Tissue Matrix: EPA 3050B

The following analytes are included in our Massachusetts DEP Scope of Accreditation

Westborough Facility:

Drinking Water
EPA 300.0: Chloride, Nitrate-N, Fluoride, Sulfate; **EPA 353.2**: Nitrate-N, Nitrite-N; **SM4500NO3-F**: Nitrate-N, Nitrite-N; **SM4500F-C, SM4500CN-CE, EPA 180.1, SM2130B, SM4500Cl-D, SM2320B, SM2540C, SM4500H-B**
EPA 332: Perchlorate; **EPA 524.2:** THMs and VOCs; **EPA 504.1:** EDB, DBCP.
Microbiology: **SM9215B; SM9223-P/A, SM9223B-Colilert-QT,SM9222D**.

Non-Potable Water
SM4500H,B, EPA 120.1, SM2510B, SM2540C, SM2320B, SM4500CL-E, SM4500F-BC, SM4500NH3-BH: Ammonia-N and Kjeldahl-N, **EPA 350.1**: Ammonia-N, **LACHAT 10-107-06-1-B**: Ammonia-N, **EPA 351.1, SM4500NO3-F, EPA 353.2**: Nitrate-N**, SM4500P-E, SM4500P-B, E, SM4500SO4-E, SM5220D, EPA 410.4, SM5210B, SM5310C, SM4500CL-D, EPA 1664, EPA 420.1, SM4500-CN-CE, SM2540D, EPA 300: Chloride, Sulfate, Nitrate.**
EPA 624.1: Volatile Halocarbons & Aromatics,
EPA 608.3: Chlordane, Toxaphene, Aldrin, alpha-BHC, beta-BHC, gamma-BHC, delta-BHC, Dieldrin, DDD, DDE, DDT, Endosulfan I, Endosulfan II, Endosulfan sulfate, Endrin, Endrin Aldehyde, Heptachlor, Heptachlor Epoxide, PCBs
EPA 625.1: SVOC (Acid/Base/Neutral Extractables), **EPA 600/4-81-045**: PCB-Oil.
Microbiology: **SM9223B-Colilert-QT; Enterolert-QT, SM9221E, EPA 1600, EPA 1603.**

Mansfield Facility:

Drinking Water
EPA 200.7: Al, Ba, Cd, Cr, Cu, Fe, Mn, Ni, Na, Ag, Ca, Zn. **EPA 200.8:** Al, Sb, As, Ba, Be, Cd, Cr, Cu, Pb, Mn, Ni, Se, Ag, TL, Zn. **EPA 245.1** Hg.
EPA 522.

Non-Potable Water
EPA 200.7: Al, Sb, As, Be, Cd, Ca, Cr, Co, Cu, Fe, Pb, Mg, Mn, Mo, Ni, K, Se, Ag, Na, Sr, TL, Ti, V, Zn.
EPA 200.8: Al, Sb, As, Be, Cd, Cr, Cu, Fe, Pb, Mn, Ni, K, Se, Ag, Na, TL, Zn.
EPA 245.1 Hg.
SM2340B

For a complete listing of analytes and methods, please contact your Alpha Project Manager.

CHAIN OF CUSTODY

PAGE 1 OF 1

ALPHA ANALYTICAL — World Class Chemistry

Westborough, MA
TEL: 508-898-9220
FAX: 508-898-9193

Mansfield, MA
TEL: 508-822-9300
FAX: 508-822-3288

Date Rec'd in Lab: 12/4/18

ALPHA Job #: L1849352

Project Information

Project Name: Amphenoll

Project Location: Sidney, NY

Project #: 1153.010.001

Project Manager: Matthew Strodel

ALPHA Quote #:

Turn-Around Time

☐ Standard ☒ Rush (ONLY IF PRE-APPROVED)

Due Date: 12/06/18 Time:

Client Information

Client: Barton & Loguidice

Address: 443 Electronics Pkwy

Liverpool, NY 13088

Phone: 315-457-5200

Fax:

Email: mstrodel@bartonandloguidice.co

☐ These samples have been Previously analyzed by Alpha

Report Information

☐ FAX ☒ EMAIL

☒ ADEx ☐ Add'l Deliverables

Data Deliverables

Billing Information

☒ Same as Client info

PO #: 1153.010.0

Regulatory Requirements/Report Limits

State/Fed Program | Criteria

Other Project Specific Requirements/Comments/Detection Limits:

ANALYSIS

SAMPLE HANDLING
Filtration
☐ Done
☐ Not Needed
☐ Lab to do
Preservation
☒ Lab to do
(Please specify below)
Pulverize to analyze

ALPHA Lab ID (Lab Use Only)	Sample ID	Collection Date	Collection Time	Sample Matrix	Sampler's Initials	PCBs												Sample Specific Comments	TOTAL # BOTTLES
49352 -01	B-5 0-1"	12/03/18	11:03	Solid	MPS	☐	☐	☐	☐	☐	☐	☐	☐	☐	☐	☐	☐		1
-02	B-5 1-2"	12/03/18	11:05	Solid	Solid	☒	☐	☐	☐	☐	☐	☐	☐	☐	☐	☐	☐		1
-03	B-5 2-3"	12/03/18	11:07	Solid	Solid	☐	☐	☐	☐	☐	☐	☐	☐	☐	☐	☐	☐		1
-04	B-5-E0 0-1"	12/03/18	11:28	Solid	Solid	☐	☐	☐	☐	☐	☐	☐	☐	☐	☐	☐	☐		1
-05	B-5-E0 1-2"	12/03/18	11:30	Solid	Solid	☒	☐	☐	☐	☐	☐	☐	☐	☐	☐	☐	☐		1
-06	B-5-E0 2-3"	12/03/18	11:32	Solid	Solid	☐	☐	☐	☐	☐	☐	☐	☐	☐	☐	☐	☐		1
-07	B-1 0-1"	12/03/18	11:57	Solid	Solid	☐	☐	☐	☐	☐	☐	☐	☐	☐	☐	☐	☐		1
-08	B-1 1-2"	12/03/18	11:59	Solid	Solid	☒	☐	☐	☐	☐	☐	☐	☐	☐	☐	☐	☐		1
-09	B-1 2-3"	12/03/18	12:01	Solid	Solid	☐	☐	☐	☐	☐	☐	☐	☐	☐	☐	☐	☐		1
						☐	☐	☐	☐	☐	☐	☐	☐	☐	☐	☐	☐		
					Container Type	-	-	-	-	-	-	-	-	-	-	-	-		
					Preservative	-	-	-	-	-	-	-	-	-	-	-	-		

☆ Please only run 1-2" samples + retain others for analysis following receipt of analytical results ☆

Relinquished By:	Date/Time	Received By:	Date/Time
[signature]	12/3/18 17:30	Ralph Wetter	12/3/18 20:00
		[signature]	12/4/18 01:10

Please print clearly, legibly and completely. Samples can not be logged in and turnaround time clock will not start until any ambiguities are resolved. All samples submitted are subject to Alpha's Payment Terms.

FORM NO: 01-01(I-NJ)
(rev. 5-JAN-18)

Experience is the solution
314 North Pearl Street ♦ Albany, New York 12207
(800) 848-4983 ♦ (518) 434-4546 ♦ Fax (518) 434-0891

January 02, 2019

Matthew Strodel
Barton & Loguidice, P.C.
443 Electronics Parkway
Liverpool, NY 13088

TEL: (315) 457-5200

Work Order No: 181218069

RE: Amphenol Slab Sampling
PCB Analysis

Dear Matthew Strodel:

Adirondack Environmental Services, Inc received 8 samples on 12/18/2018 for the analyses presented in the following report.

Please see case narrative for specifics on analysis.

If you have any questions regarding these tests results, please feel free to call.

Sincerely,

ELAP#: 10709

Krzysztof Trafalski
Laboratory Manager

Adirondack Environmental Services, Inc — CASE NARRATIVE

CLIENT:	Barton & Loguidice, P.C.	**Date:**	*02-Jan-19*
Project:	Amphenol Slab Sampling		
Lab Order:	181218069		

Sample containers were supplied by Adirondack Environmental Services.

Definitions - RL: Reporting Limit DF: Dilution factor

Qualifiers:

ND : Not Detected at reporting limit	C: CCV below acceptable Limits
J: Analyte detected below quantitation limit	C+: CCV above acceptable Limits
B: Analyte detected in Blank	S: LCS Spike recovery is below acceptable limits
X : Exceeds maximum contamination limit	S+: LCS Spike recovery is above acceptable limits
H: Hold time exceeded	Z: Duplication outside acceptable limits
N: Matrix Spike below acceptable limits	T : Tentatively Identified Compound-Estimated
N+: Matrix Spike is above acceptable limits	E :Above quantitation range-Estimated

Note : All Results are reported as wet weight unless noted

The results relate only to the items tested. Information supplied by the client is assumed to be correct.

Adirondack Environmental Services, Inc

Date: *02-Jan-19*

CLIENT: Barton & Loguidice, P.C.
Project: Amphenol Slab Sampling
PCB Analysis

LabWork Order: **181218069**
PO#:

Lab SampleID: 181218069-001 **Collection Date:** 12/18/2018
Client Sample ID: B1-SW-P-S3 **Matrix:** SOLID

Analyses	Result	RL	Qual	Units	DF	Date Analyzed
POLYCHLORINATED BIPHENYLS - EPA 8082A (**Prep: SW3545A - 12/19/2018**)						Analyst: **KF**
Aroclor 1016	**ND**	3600		µg/Kg-dry	100	12/19/2018 4:07:43 PM
Aroclor 1221	**ND**	3600		µg/Kg-dry	100	12/19/2018 4:07:43 PM
Aroclor 1232	**ND**	3600		µg/Kg-dry	100	12/19/2018 4:07:43 PM
Aroclor 1242	**ND**	3600		µg/Kg-dry	100	12/19/2018 4:07:43 PM
Aroclor 1248	**60000**	3600		µg/Kg-dry	100	12/19/2018 4:07:43 PM
Aroclor 1254	**ND**	3600		µg/Kg-dry	100	12/19/2018 4:07:43 PM
Aroclor 1260	**ND**	3600	S	µg/Kg-dry	100	12/19/2018 4:07:43 PM
Aroclor 1262	**ND**	3600		µg/Kg-dry	100	12/19/2018 4:07:43 PM
Aroclor 1268	**ND**	3600		µg/Kg-dry	100	12/19/2018 4:07:43 PM
Surr: Decachlorobiphenyl	**100**	48.1-152		%REC	100	12/19/2018 4:07:43 PM
MOISTURE CONTENT-ASTM D2216 (NOT ELAP CERTIFIED)						Analyst: **TSZ**
Percent Moisture	**7.8**	0.1		wt%	1	12/28/2018

Lab SampleID: 181218069-002 **Collection Date:** 12/18/2018
Client Sample ID: B1-SE-P-S1 **Matrix:** SOLID

Analyses	Result	RL	Qual	Units	DF	Date Analyzed
POLYCHLORINATED BIPHENYLS - EPA 8082A (**Prep: SW3545A - 12/19/2018**)						Analyst: **KF**
Aroclor 1016	**ND**	360		µg/Kg-dry	10	12/19/2018 5:13:04 PM
Aroclor 1221	**ND**	360		µg/Kg-dry	10	12/19/2018 5:13:04 PM
Aroclor 1232	**ND**	360		µg/Kg-dry	10	12/19/2018 5:13:04 PM
Aroclor 1242	**ND**	360		µg/Kg-dry	10	12/19/2018 5:13:04 PM
Aroclor 1248	**4700**	360		µg/Kg-dry	10	12/19/2018 5:13:04 PM
Aroclor 1254	**ND**	360		µg/Kg-dry	10	12/19/2018 5:13:04 PM
Aroclor 1260	**ND**	360	S	µg/Kg-dry	10	12/19/2018 5:13:04 PM
Aroclor 1262	**ND**	360		µg/Kg-dry	10	12/19/2018 5:13:04 PM
Aroclor 1268	**ND**	360		µg/Kg-dry	10	12/19/2018 5:13:04 PM
Surr: Decachlorobiphenyl	**76.0**	48.1-152		%REC	10	12/19/2018 5:13:04 PM
MOISTURE CONTENT-ASTM D2216 (NOT ELAP CERTIFIED)						Analyst: **TSZ**
Percent Moisture	**7.3**	0.1		wt%	1	12/28/2018

Adirondack Environmental Services, Inc

Date: *02-Jan-19*

CLIENT: Barton & Loguidice, P.C.
Project: Amphenol Slab Sampling
PCB Analysis

LabWork Order: **181218069**
PO#:

Lab SampleID: 181218069-003 **Collection Date:** 12/18/2018
Client Sample ID: B-1-S3 **Matrix:** SOLID

Analyses	Result	RL	Qual	Units	DF	Date Analyzed
POLYCHLORINATED BIPHENYLS - EPA 8082A (**Prep: SW3545A - 12/19/2018**)						Analyst: **KF**
Aroclor 1016	**ND**	3500		µg/Kg-dry	100	12/19/2018 4:46:54 PM
Aroclor 1221	**ND**	3500		µg/Kg-dry	100	12/19/2018 4:46:54 PM
Aroclor 1232	**ND**	3500		µg/Kg-dry	100	12/19/2018 4:46:54 PM
Aroclor 1242	**ND**	3500		µg/Kg-dry	100	12/19/2018 4:46:54 PM
Aroclor 1248	**22000**	3500		µg/Kg-dry	100	12/19/2018 4:46:54 PM
Aroclor 1254	**ND**	3500		µg/Kg-dry	100	12/19/2018 4:46:54 PM
Aroclor 1260	**ND**	3500	S	µg/Kg-dry	100	12/19/2018 4:46:54 PM
Aroclor 1262	**ND**	3500		µg/Kg-dry	100	12/19/2018 4:46:54 PM
Aroclor 1268	**ND**	3500		µg/Kg-dry	100	12/19/2018 4:46:54 PM
Surr: Decachlorobiphenyl	**120**	48.1-152		%REC	100	12/19/2018 4:46:54 PM
MOISTURE CONTENT-ASTM D2216 (NOT ELAP CERTIFIED)						Analyst: **TSZ**
Percent Moisture	**5.0**	0.1		wt%	1	12/28/2018

Lab SampleID: 181218069-004 **Collection Date:** 12/18/2018
Client Sample ID: B-1-S4 **Matrix:** SOLID

Analyses	Result	RL	Qual	Units	DF	Date Analyzed
POLYCHLORINATED BIPHENYLS - EPA 8082A (**Prep: SW3545A - 12/19/2018**)						Analyst: **KF**
Aroclor 1016	**ND**	370		µg/Kg-dry	10	12/19/2018 4:59:59 PM
Aroclor 1221	**ND**	370		µg/Kg-dry	10	12/19/2018 4:59:59 PM
Aroclor 1232	**ND**	370		µg/Kg-dry	10	12/19/2018 4:59:59 PM
Aroclor 1242	**ND**	370		µg/Kg-dry	10	12/19/2018 4:59:59 PM
Aroclor 1248	**18000**	370		µg/Kg-dry	10	12/19/2018 4:59:59 PM
Aroclor 1254	**ND**	370		µg/Kg-dry	10	12/19/2018 4:59:59 PM
Aroclor 1260	**ND**	370	S	µg/Kg-dry	10	12/19/2018 4:59:59 PM
Aroclor 1262	**ND**	370		µg/Kg-dry	10	12/19/2018 4:59:59 PM
Aroclor 1268	**ND**	370		µg/Kg-dry	10	12/19/2018 4:59:59 PM
Surr: Decachlorobiphenyl	**72.0**	48.1-152		%REC	10	12/19/2018 4:59:59 PM
MOISTURE CONTENT-ASTM D2216 (NOT ELAP CERTIFIED)						Analyst: **TSZ**
Percent Moisture	**11.0**	0.1		wt%	1	12/28/2018

Adirondack Environmental Services, Inc

Date: *02-Jan-19*

CLIENT: Barton & Loguidice, P.C.
Project: Amphenol Slab Sampling
PCB Analysis

LabWork Order: **181218069**
PO#:

Lab SampleID: 181218069-005 **Collection Date:** 12/18/2018
Client Sample ID: B-1-S5 **Matrix:** SOLID

Analyses	Result	RL	Qual	Units	DF	Date Analyzed
POLYCHLORINATED BIPHENYLS - EPA 8082A (**Prep: SW3545A - 12/19/2018**)						Analyst: **KF**
Aroclor 1016	**ND**	400		µg/Kg-dry	10	12/19/2018 5:47:38 PM
Aroclor 1221	**ND**	400		µg/Kg-dry	10	12/19/2018 5:47:38 PM
Aroclor 1232	**ND**	400		µg/Kg-dry	10	12/19/2018 5:47:38 PM
Aroclor 1242	**ND**	400		µg/Kg-dry	10	12/19/2018 5:47:38 PM
Aroclor 1248	**3500**	400		µg/Kg-dry	10	12/19/2018 5:47:38 PM
Aroclor 1254	**ND**	400		µg/Kg-dry	10	12/19/2018 5:47:38 PM
Aroclor 1260	**ND**	400	S	µg/Kg-dry	10	12/19/2018 5:47:38 PM
Aroclor 1262	**ND**	400		µg/Kg-dry	10	12/19/2018 5:47:38 PM
Aroclor 1268	**ND**	400		µg/Kg-dry	10	12/19/2018 5:47:38 PM
Surr: Decachlorobiphenyl	**60.0**	48.1-152		%REC	10	12/19/2018 5:47:38 PM
MOISTURE CONTENT-ASTM D2216 (NOT ELAP CERTIFIED)						Analyst: **TSZ**
Percent Moisture	**16.7**	0.1		wt%	1	12/28/2018

Lab SampleID: 181218069-006 **Collection Date:** 12/18/2018
Client Sample ID: B-1-S6 **Matrix:** SOLID

Analyses	Result	RL	Qual	Units	DF	Date Analyzed
POLYCHLORINATED BIPHENYLS - EPA 8082A (**Prep: SW3545A - 12/19/2018**)						Analyst: **KF**
Aroclor 1016	**ND**	360		µg/Kg-dry	10	12/19/2018 6:36:01 PM
Aroclor 1221	**ND**	360		µg/Kg-dry	10	12/19/2018 6:36:01 PM
Aroclor 1232	**ND**	360		µg/Kg-dry	10	12/19/2018 6:36:01 PM
Aroclor 1242	**ND**	360		µg/Kg-dry	10	12/19/2018 6:36:01 PM
Aroclor 1248	**1200**	360		µg/Kg-dry	10	12/19/2018 6:36:01 PM
Aroclor 1254	**ND**	360		µg/Kg-dry	10	12/19/2018 6:36:01 PM
Aroclor 1260	**ND**	360	S	µg/Kg-dry	10	12/19/2018 6:36:01 PM
Aroclor 1262	**ND**	360		µg/Kg-dry	10	12/19/2018 6:36:01 PM
Aroclor 1268	**ND**	360		µg/Kg-dry	10	12/19/2018 6:36:01 PM
Surr: Decachlorobiphenyl	**96.0**	48.1-152		%REC	10	12/19/2018 6:36:01 PM
MOISTURE CONTENT-ASTM D2216 (NOT ELAP CERTIFIED)						Analyst: **TSZ**
Percent Moisture	**7.8**	0.1		wt%	1	12/28/2018

Adirondack Environmental Services, Inc

Date: *02-Jan-19*

CLIENT: Barton & Loguidice, P.C.
Project: Amphenol Slab Sampling
PCB Analysis

LabWork Order: **181218069**
PO#:

Lab SampleID: 181218069-007 **Collection Date:** 12/18/2018
Client Sample ID: B-1-S7 **Matrix:** SOLID

Analyses	Result	RL	Qual	Units	DF	Date Analyzed
POLYCHLORINATED BIPHENYLS - EPA 8082A (**Prep: SW3545A - 12/19/2018**)						Analyst: **KF**
Aroclor 1016	**ND**	340		µg/Kg-dry	10	12/19/2018 6:49:04 PM
Aroclor 1221	**ND**	340		µg/Kg-dry	10	12/19/2018 6:49:04 PM
Aroclor 1232	**ND**	340		µg/Kg-dry	10	12/19/2018 6:49:04 PM
Aroclor 1242	**ND**	340		µg/Kg-dry	10	12/19/2018 6:49:04 PM
Aroclor 1248	**1500**	340		µg/Kg-dry	10	12/19/2018 6:49:04 PM
Aroclor 1254	**ND**	340		µg/Kg-dry	10	12/19/2018 6:49:04 PM
Aroclor 1260	**ND**	340	S	µg/Kg-dry	10	12/19/2018 6:49:04 PM
Aroclor 1262	**ND**	340		µg/Kg-dry	10	12/19/2018 6:49:04 PM
Aroclor 1268	**ND**	340		µg/Kg-dry	10	12/19/2018 6:49:04 PM
Surr: Decachlorobiphenyl	**52.0**	48.1-152		%REC	10	12/19/2018 6:49:04 PM
MOISTURE CONTENT-ASTM D2216 (NOT ELAP CERTIFIED)						Analyst: **TSZ**
Percent Moisture	**3.3**	0.1		wt%	1	12/28/2018

Lab SampleID: 181218069-008 **Collection Date:** 12/18/2018
Client Sample ID: B-1-S8 **Matrix:** SOLID

Analyses	Result	RL	Qual	Units	DF	Date Analyzed
POLYCHLORINATED BIPHENYLS - EPA 8082A (**Prep: SW3545A - 12/19/2018**)						Analyst: **KF**
Aroclor 1016	**ND**	340		µg/Kg-dry	10	12/20/2018 3:36:07 PM
Aroclor 1221	**ND**	340		µg/Kg-dry	10	12/20/2018 3:36:07 PM
Aroclor 1232	**ND**	340		µg/Kg-dry	10	12/20/2018 3:36:07 PM
Aroclor 1242	**ND**	340		µg/Kg-dry	10	12/20/2018 3:36:07 PM
Aroclor 1248	**2500**	340		µg/Kg-dry	10	12/20/2018 3:36:07 PM
Aroclor 1254	**ND**	340		µg/Kg-dry	10	12/20/2018 3:36:07 PM
Aroclor 1260	**ND**	340	S	µg/Kg-dry	10	12/20/2018 3:36:07 PM
Aroclor 1262	**ND**	340		µg/Kg-dry	10	12/20/2018 3:36:07 PM
Aroclor 1268	**ND**	340		µg/Kg-dry	10	12/20/2018 3:36:07 PM
Surr: Decachlorobiphenyl	**56.0**	48.1-152		%REC	10	12/20/2018 3:36:07 PM
MOISTURE CONTENT-ASTM D2216 (NOT ELAP CERTIFIED)						Analyst: **TSZ**
Percent Moisture	**4.1**	0.1		wt%	1	12/28/2018

Adirondack Environmental Services Inc.
Experience is the solution
314 North Pearl Street
Albany, New York 12207
518-434-4546/434-0891 FAX

CHAIN OF CUSTODY RECORD

AES Work Order # 181218069

A full service analytical research laboratory offering solutions to environmental concerns

Client Name: Barton + Loguidice	Address: 443 Electronics Pkwy, Liverpool, NY 13088	
Send Report To: Matt Stradd / Scott Nostrand	Project Name (Location) Amphenol Slab Sampling	Samplers: (Names) Matt Stradd, Jack Williams
Client Phone No: 315-457-5200	Client Email: MStradd@SNostrand@bartonandloguidice.com	PO Number: 1153.010.001
		Samplers: (Signature)

AES Sample Number	Client Sample Identification & Location	Date Sampled	Time A=a.m. P=p.m.	Sample Type Matrix	Comp	Grab	Number of Cont's	Analysis Required
001	B1-SW-P-S3	12/18/18	10:44 A	Solid	—		1	PCBs
002	B1-SE-P-S1		12:10 P					
003	B-1-S3		10:46 A					
004	B-1-S4		11:12 A					
005	B-1-S5		11:30 A					
006	B-1-S6		11:15 A					
007	B-1-S7		11:35 A					
008	B-1-S8		12:13 P					
			A P					
			A P					
			A P					
			A P					
			A P					
			A P					

Shipment Arrived Via:
FedEx UPS Client (AES) Other:

Turnaround Time Request:
☐ 1 Day ☐ 3 Day ☒ Normal
☐ 2 Day ☐ 5 Day
Note: Samples received after 3:30 pm are considered next business day

CC Report To / Special Instructions/Remarks:
Please "CC" results to
Jim Mickam - jmickam@jtmllc.com

Relinquished by: (Signature)	Received by: (Signature)	Date/Time 12/18/18
Relinquished by: (Signature)	Received by: (Signature)	Date/Time
Relinquished by: (Signature)	Received for Laboratory by:	Date/Time 12/18/18 4:54

Temperature	AES Bottles	Properly Preserved	Received Within Holding Times
Ambient or (Chilled) Notes: 4°C	Y ☒ N ☐	(Y) N Notes:	(Y) N

WHITE - Lab Copy YELLOW - Sampler Copy

Adirondack Environmental Service

Demo
181218069

Adirondack Environmental Services Inc.
Experience is the solution
314 North Pearl Street • Albany, New York 12207 • (518) 434-4546 • Fax (518) 434-0891

TERMS, CONDITIONS & LIMITATIONS

All service rendered by the **Adirondack Environmental Services, Inc.** are undertaken and all rates are based upon the following terms:

(a) Neither **Adirondack Environmental Services, Inc.**, nor any of its employees, agents or sub-contractors shall be liable for any loss or damage arising out of **Adirondack Environmental Services, Inc.'s** performance or nonperformance, whether by way of negligence or breach of contract, or otherwise, in any amount greater than twice the amount billed to the customer for the work leading to the claim of the customer. Said remedy shall be the sole and exclusive remedy against **Adirondack Environmental Services, Inc.** arising out of its work.

(b) All claims made must be in writing within forty-five (45) days after delivery of the **Adirondack Environmental Services, Inc.** report regarding said work or such claim shall be deemed or irrevocably waived.

(c) **Adirondack Environmental Services, Inc.** reports are submitted in writing and are for our customers only. Our customers are considered to be only those entities being billed for our services. Acquisition of an **Adirondack Environmental Services, Inc.** report by other than our customer does not constitute a representation of **Adirondack Environmental Services, Inc.** as to the accuracy of the contents thereof.

(d) In no event shall **Adirondack Environmental Services, Inc.**, its employees, agents or sub-contractors be responsible for consequential or special damages of any kind or in any amount.

(e) No deviation from the terms set forth herein shall bind **Adirondack Environmental Services, Inc.** unless in writing and signed by a Director of **Adirondack Environmental Services, Inc.**

(f) Results pertain only to items analyzed. Information supplied by client is assumed to be correct. This information may be used on reports and in calculations and **Adirondack Environmental Services, Inc.** is not responsible for the accuracy of this information.

(g) Payments by Credit Card/Purchase Cards are subject to a 3% additional charge.

ALPHA ANALYTICAL

World Class Chemistry

www.alphalab.com

Alpha Analytical

Laboratory Code: 11148

SDG Number: L1906024

The original project report/data package is held by Alpha Analytical. This report/data package is paginated and should be reproduced only in its entirety. Alpha Analytical holds no responsibility for results and/or data that are not consistent with the original.

Table of Contents

New York ASP Category A Data Deliverable Package 1
- Table of Contents 2
- Sample ID Cross Reference 3
- SDG Narrative 4
- Data Qualifier Definitions 6
- Instrument Information 8
- Volatile Organics Instruments 8
- Volatile Organics in Air Instruments 8
- Semivolatile Organics Instruments - Westborough 9
- Semivolatile Organic Instruments - Mansfield 10
- Sample Log-in Sheet 11
- Lims COC (LN01) 12
- External Chain of Custody 13
- Organics Analysis 14
  - GC PCB Analysis 15
    - Aroclor Sample Data 16
      - Form 1 - Organics 17
- Wet Chemistry Analysis 24
  - Total Solids Analysis 25
    - Results 26
      - Form 1 - Inorganics 27

Project Name: AMPHENOL CONCRETE
Project Number: 1153.010.001

Lab Number: L1906024
Report Date: 02/18/19

Alpha Sample ID	Client ID	Matrix	Sample Location	Collection Date/Time	Receive Date
L1906024-01	B-1 3-4"	SOLID	SIDNEY, NY	02/14/19 10:15	02/14/19
L1906024-02	B-5 4-5"	SOLID	SIDNEY, NY	02/14/19 10:30	02/14/19
L1906024-03	B-5-EO 3-4"	SOLID	SIDNEY, NY	02/14/19 10:45	02/14/19

Case Narrative

The samples were received in accordance with the Chain of Custody and no significant deviations were encountered during the preparation or analysis unless otherwise noted. Sample Receipt, Container Information, and the Chain of Custody are located at the back of the report.

Results contained within this report relate only to the samples submitted under this Alpha Lab Number and meet NELAP requirements for all NELAP accredited parameters unless otherwise noted in the following narrative. The data presented in this report is organized by parameter (i.e. VOC, SVOC, etc.). Sample specific Quality Control data (i.e. Surrogate Spike Recovery) is reported at the end of the target analyte list for each individual sample, followed by the Laboratory Batch Quality Control at the end of each parameter. Tentatively Identified Compounds (TICs), if requested, are reported for compounds identified to be present and are not part of the method/program Target Compound List, even if only a subset of the TCL are being reported. If a sample was re-analyzed or re-extracted due to a required quality control corrective action and if both sets of data are reported, the Laboratory ID of the re-analysis or re-extraction is designated with an "R" or "RE", respectively. When multiple Batch Quality Control elements are reported (e.g. more than one LCS), the associated samples for each element are noted in the grey shaded header line of each data table. Any Laboratory Batch, Sample Specific % recovery or RPD value that is outside the listed Acceptance Criteria is bolded in the report. All specific QC information is also incorporated in the Data Usability format of our Data Merger tool where it can be reviewed along with any associated usability implications. Soil/sediments, solids and tissues are reported on a dry weight basis unless otherwise noted. Definitions of all data qualifiers and acronyms used in this report are provided in the Glossary located at the back of the report.

In reference to questions H (CAM) or 4 (RCP) when "NO" is checked, the performance criteria for CAM and RCP methods allow for some quality control failures to occur and still be within method compliance. In these instances the specific failure is not narrated but noted in the associated QC table. The information is also incorporated in the Data Usability format of our Data Merger tool where it can be reviewed along with any associated usability implications.

Please see the associated ADEx data file for a comparison of laboratory reporting limits that were achieved with the regulatory Numerical Standards requested on the Chain of Custody.

HOLD POLICY
For samples submitted on hold, Alpha's policy is to hold samples (with the exception of Air canisters) free of charge for 21 calendar days from the date the project is completed. After 21 calendar days, we will dispose of all samples submitted including those put on hold unless you have contacted your Client Service Representative and made arrangements for Alpha to continue to hold the samples. Air canisters will be disposed after 3 business days from the date the project is completed.

Please contact Client Services at 800-624-9220 with any questions.

Case Narrative (continued)

Report Submission

All non-detect (ND) or estimated concentrations (J-qualified) have been quantitated to the limit noted in the MDL column.

Sample Receipt

L1906024-01, -02, and -03: The sample was received in an inappropriate container for the PCB analysis.

PCBs

L1906024-02: The surrogate recoveries are below the acceptance criteria for 2,4,5,6-tetrachloro-m-xylene (0%) and decachlorobiphenyl (0%) due to the dilution required to quantitate the sample. Re-extraction was not required; therefore, the results of the original analysis are reported.

I, the undersigned, attest under the pains and penalties of perjury that, to the best of my knowledge and belief and based upon my personal inquiry of those responsible for providing the information contained in this analytical report, such information is accurate and complete. This certificate of analysis is not complete unless this page accompanies any and all pages of this report.

Authorized Signature: Kelly Stenstrom Report Date: 02/18/19

Title: Technical Director/Representative

GLOSSARY

Acronyms

EDL	- Estimated Detection Limit: This value represents the level to which target analyte concentrations are reported as estimated values, when those target analyte concentrations are quantified below the reporting limit (RL). The EDL includes any adjustments from dilutions, concentrations or moisture content, where applicable. The use of EDLs is specific to the analysis of PAHs using Solid-Phase Microextraction (SPME).
EMPC	- Estimated Maximum Possible Concentration: The concentration that results from the signal present at the retention time of an analyte when the ions meet all of the identification criteria except the ion abundance ratio criteria. An EMPC is a worst-case estimate of the concentration.
EPA	- Environmental Protection Agency.
LCS	- Laboratory Control Sample: A sample matrix, free from the analytes of interest, spiked with verified known amounts of analytes or a material containing known and verified amounts of analytes.
LCSD	- Laboratory Control Sample Duplicate: Refer to LCS.
LFB	- Laboratory Fortified Blank: A sample matrix, free from the analytes of interest, spiked with verified known amounts of analytes or a material containing known and verified amounts of analytes.
MDL	- Method Detection Limit: This value represents the level to which target analyte concentrations are reported as estimated values, when those target analyte concentrations are quantified below the reporting limit (RL). The MDL includes any adjustments from dilutions, concentrations or moisture content, where applicable.
MS	- Matrix Spike Sample: A sample prepared by adding a known mass of target analyte to a specified amount of matrix sample for which an independent estimate of target analyte concentration is available.
MSD	- Matrix Spike Sample Duplicate: Refer to MS.
NA	- Not Applicable.
NC	- Not Calculated: Term is utilized when one or more of the results utilized in the calculation are non-detect at the parameter's reporting unit.
NDPA/DPA	- N-Nitrosodiphenylamine/Diphenylamine.
NI	- Not Ignitable.
NP	- Non-Plastic: Term is utilized for the analysis of Atterberg Limits in soil.
RL	- Reporting Limit: The value at which an instrument can accurately measure an analyte at a specific concentration. The RL includes any adjustments from dilutions, concentrations or moisture content, where applicable.
RPD	- Relative Percent Difference: The results from matrix and/or matrix spike duplicates are primarily designed to assess the precision of analytical results in a given matrix and are expressed as relative percent difference (RPD). Values which are less than five times the reporting limit for any individual parameter are evaluated by utilizing the absolute difference between the values; although the RPD value will be provided in the report.
SRM	- Standard Reference Material: A reference sample of a known or certified value that is of the same or similar matrix as the associated field samples.
STLP	- Semi-dynamic Tank Leaching Procedure per EPA Method 1315.
TEF	- Toxic Equivalency Factors: The values assigned to each dioxin and furan to evaluate their toxicity relative to 2,3,7,8-TCDD.
TEQ	- Toxic Equivalent: The measure of a sample's toxicity derived by multiplying each dioxin and furan by its corresponding TEF and then summing the resulting values.
TIC	- Tentatively Identified Compound: A compound that has been identified to be present and is not part of the target compound list (TCL) for the method and/or program. All TICs are qualitatively identified and reported as estimated concentrations.

Footnotes

1	- The reference for this analyte should be considered modified since this analyte is absent from the target analyte list of the original method.

Terms

Analytical Method: Both the document from which the method originates and the analytical reference method. (Example: EPA 8260B is shown as 1,8260B.) The codes for the reference method documents are provided in the References section of the Addendum.

Final pH: As it pertains to Sample Receipt & Container Information section of the report, Final pH reflects pH of container determined after adjustment at the laboratory, if applicable. If no adjustment required, value reflects Initial pH.

Frozen Date/Time: With respect to Volatile Organics in soil, Frozen Date/Time reflects the date/time at which associated Reagent Water-preserved vials were initially frozen. Note: If frozen date/time is beyond 48 hours from sample collection, value will be reflected in 'bold'.

Initial pH: As it pertains to Sample Receipt & Container Information section of the report, Initial pH reflects pH of container determined upon receipt, if applicable.

PFAS Total: With respect to PFAS analyses, the 'PFAS, Total (5)' result is defined as the summation of results for: PFHpA, PFHxS, PFOA, PFNA and PFOS. If a 'Total' result is requested, the results of its individual components will also be reported.

Total: With respect to Organic analyses, a 'Total' result is defined as the summation of results for individual isomers or Aroclors. If a 'Total'

Report Format: DU Report with 'J' Qualifiers

result is requested, the results of its individual components will also be reported. This is applicable to 'Total' results for methods 8260, 8081 and 8082.

Data Qualifiers

A - Spectra identified as "Aldol Condensation Product".

B - The analyte was detected above the reporting limit in the associated method blank. Flag only applies to associated field samples that have detectable concentrations of the analyte at less than ten times (10x) the concentration found in the blank. For MCP-related projects, flag only applies to associated field samples that have detectable concentrations of the analyte at less than ten times (10x) the concentration found in the blank. For DOD-related projects, flag only applies to associated field samples that have detectable concentrations of the analyte at less than ten times (10x) the concentration found in the blank AND the analyte was detected above one-half the reporting limit (or above the reporting limit for common lab contaminants) in the associated method blank. For NJ-Air-related projects, flag only applies to associated field samples that have detectable concentrations of the analyte above the reporting limit. For NJ-related projects (excluding Air), flag only applies to associated field samples that have detectable concentrations of the analyte, which was detected above the reporting limit in the associated method blank or above five times the reporting limit for common lab contaminants (Phthalates, Acetone, Methylene Chloride, 2-Butanone).

C - Co-elution: The target analyte co-elutes with a known lab standard (i.e. surrogate, internal standards, etc.) for co-extracted analyses.

D - Concentration of analyte was quantified from diluted analysis. Flag only applies to field samples that have detectable concentrations of the analyte.

E - Concentration of analyte exceeds the range of the calibration curve and/or linear range of the instrument.

G - The concentration may be biased high due to matrix interferences (i.e, co-elution) with non-target compound(s). The result should be considered estimated.

H - The analysis of pH was performed beyond the regulatory-required holding time of 15 minutes from the time of sample collection.

I - The lower value for the two columns has been reported due to obvious interference.

M - Reporting Limit (RL) exceeds the MCP CAM Reporting Limit for this analyte.

NJ - Presumptive evidence of compound. This represents an estimated concentration for Tentatively Identified Compounds (TICs), where the identification is based on a mass spectral library search.

P - The RPD between the results for the two columns exceeds the method-specified criteria.

Q - The quality control sample exceeds the associated acceptance criteria. For DOD-related projects, LCS and/or Continuing Calibration Standard exceedences are also qualified on all associated sample results. Note: This flag is not applicable for matrix spike recoveries when the sample concentration is greater than 4x the spike added or for batch duplicate RPD when the sample concentrations are less than 5x the RL. (Metals only.)

R - Analytical results are from sample re-analysis.

RE - Analytical results are from sample re-extraction.

S - Analytical results are from modified screening analysis.

J - Estimated value. The Target analyte concentration is below the quantitation limit (RL), but above the Method Detection Limit (MDL) or Estimated Detection Limit (EDL) for SPME-related analyses. This represents an estimated concentration for Tentatively Identified Compounds (TICs).

ND - Not detected at the method detection limit (MDL) for the sample, or estimated detection limit (EDL) for SPME-related analyses.

Volatile Organics Instruments

Volatile Organics:

Instrument: Agilent 7890 GC/5975C MSD	Columns (length x ID x df):
Trap: Supelco K Trap (VOACARB 3000)	RTX-VMS 20m x 0.18mm x 1um
Concentrator: EST Encon (or equivalent)	RTX-VMS 30m x 0.25mm x 1.4um
Autosampler: EST Centurion (or equivalent)	RTX-502.2 40m x 0.18mm x 1um
Purge time: 11 min	

Volatile Organics: VPH

Instrument: Agilent 6890 (or equivalent)	Column Type: Restek RTX 502.2
Trap: Supelco K Trap (VOACARB 3000)	Column Length: 105 Meters
Concentrator: EST Encon (or equivalent)	df: 3.00 um
Autosampler: EST Centurion (or equivalent)	ID: 0.53mm

Volatile Organics: PIANO

Instrument: Agilent 7890 GC/5975C MSD	Column Type: DB-VRX
Trap: Supelco K Trap (VOACARB 3000)	Column Length: 60 Meters
Concentrator: Tekmar Velocity / EST Encon	df: 1.40 um
Autosampler: Varian Archon / EST Centurion	ID: 0.25 mm
Purge time: 11 min	Desorb: 1 min

Volatile Organics: Dissolved Gas

Instrument: Agilent 7890 (or equivalent) with FID/TCD

	Column Type: Haysep S Column
	Column Length: 2 Meters packed (100/200 mesh)
Autosampler: LEAP Headspace	Purge time: 0.6 min

Volatile Organics in Air Instruments

Volatile Organics in Air:

Instruments: Agilent 6890 GC / 5975 MSD Shimadzu QP2010-SE / QP2020

Concentrator: Entech 7100A or 7200	Column Type: Restek RTX-1
Autosampler: Entech 7016CA or 7016D	Column Length: 60 Meters
	df: 1.00 um
	ID: 0.25 mm or 0.32 mm

Trap 1: Glass Bead: manufacturer-Entech: 20 cm packing material
Trap 2: Tenax: manufacturer-Entech: 20 cm packing material

Semivolatile Organics Instruments - Westborough

Semivolatile Organics (Acid/Base/Neutral Extractables):

Instrument: Agilent 5973N MSD	Injection volume: 1 ul;2 uL LVI
Column Type: Restek RXI-5SILMS	df: 0.32 um
Column Length: 30 Meters	ID: 0.25 mm

Polynuclear Aromatic Hydrocarbons by 8270 SIM:

Instrument: Agilent 5973 MSD	Injection volume: 1 ul;2 uL LVI
Column Type: Restek RXI-5SILMS	df: 0.25 um
Column Length: 30 Meters	ID: 0.25 mm

Pesticides/PCB/Herbicides:

Instrument: Agilent 6890 w/Dual Micro ECDs	Injection Volume: 1uL
Column A: Restek RTX-CL/STX-CL	df: 0.32
Column B: Restek RTX/STX-CLPPesticide II	df: 0.25
Column Length: 30 Meters	ID: 0.32 mm

Petroleum/EPH:

Instrument: Agilent 6890 w/FID / HP 5890 w/ FID	Injection Volume: 1uL
Column: Restek RTX 5	df: 0.25
Column Length: 30 Meters	
ID: 0.32 mm	

Semivolatile Organic Instruments - Mansfield

Semivolatile Organics (ALK-PAH Extractables):

Instrument: Agilent 5973N / 5975 MSD	Injection volume: 1 ul
Column Type: ZB-5	df: 0.25 um
Column Length: 60 Meters	ID: 0.25 mm

Semivolatile Organics (8270):

Instrument: Agilent 5973N / 5975 MSD	Injection volume: 2 ul
Column Type: ZB-Semivolatiles	df: 0.25 um
Column Length: 30 Meters	ID: 0.25 mm

Semivolatile Organics (8270 SIM):

Instrument: Agilent 5973N / 5975 MSD	Injection volume: 3 ul
Column Type: ZB-5	df: 0.25 um
Column Length: 30 Meters	ID: 0.25 mm

Semivolatile Organics (1,4-Dioxane):

Instrument: Agilent 5973N / 5975 / 5977 MSD	Injection volume: 3 ul
Column Type: RTX-5	df: 0.25um, 0.18 um
Column Length: 30 Meters	ID: 0.25um, 0.18 mm

Semivolatile Organics (209 Congener):

Instrument: Agilent 5973N / 5975 MSD	Injection volume: 3 ul
Column Type: RTX-5, RTX-PCB	df: 0.25um, 0.18 um
Column Length: 60 Meters	ID: 0.25um, 0.18 mm

Semivolatile Organics (8081):

Instrument: Agilent 6890 / 7890	Injection volume: 1 ul
Column Type: RTX-5 / RTX-CLP II	df: 0.25 um
Column Length: 60 Meters	ID: 0.25 mm

Semivolatile Organics (8082):

Instrument: Agilent 6890 w/Dual Micro ECDs	Injection Volume: 1uL
Column A: Restek RTX-CL/STX-CL	df: 0.32
Column B: Restek RTX/STX-CLPPesticide II	df: 0.25
Column Length: 30 Meters	ID: 0.32 mm

Semivolatile Organics (SHC Extractables):

Instrument: Agilent 6890	Injection volume: 1 ul
Column Type: RTX-5	df: 0.25 um
Column Length: 60 Meters	ID: 0.25 mm

Sample Delivery Group Summary

Alpha Job Number : L1906024

Received : 14-FEB-2019
Reviewer : Wendy Morency

Account Name : Barton & Loguidice, P.C
Project Number : 1153.010.001
Project Name : AMPHENOL CONCRETE

Delivery Information

Samples Delivered By : Alpha Courier

Chain of Custody : Present

Cooler Information

Cooler	Seal/Seal#	Preservation	Temperature(°C)	Additional Information
A	Absent/	Ice	4.4	

Condition Information

1) All samples on COC received? **YES**

2) Extra samples received? **NO**

3) Are there any sample container discrepancies? **YES**
L1906024-01A (NYTCL-8082-CNCRT) was received in inappropriate container.
L1906024-02A (NYTCL-8082-CNCRT) was received in inappropriate container.
L1906024-03A (NYTCL-8082-CNCRT) was received in inappropriate container.

4) Are there any discrepancies between sample labels & COC? **NO**

5) Are samples in appropriate containers for requested analysis? **NO**
Please refer to information noted in Question 3 above.

6) Are samples properly preserved for requested analysis? **YES**

7) Are samples within holding time for requested analysis? **YES**

8) All sampling equipment returned? **NA**

Volatile Organics/VPH

1) Reagent Water Vials Frozen by Client? **NA**

ALPHA ANALYTICAL LABORATORIES, INC.
LOGIN CHAIN OF CUSTODY REPORT
Feb 18 2019, 12:46 pm

Login Number: L1906024
Account: BARTON2 Barton & Loguidice, P.CProject: 1153.010.001
Received: 14FEB19 Due Date: 18FEB19

Sample #	Client ID	Mat	PR	Collected
L1906024-01	B-1 3-4"	4	1B	14FEB19 10:15
| ASP-A Package Due Date: 02/18/19				
ASP-A,NYTCL-8082-CNCRT,SIZEREDUX,TS				
L1906024-02	B-5 4-5"	4	1B	14FEB19 10:30
| Package Due Date: 02/18/19				
NYTCL-8082-CNCRT,SIZEREDUX,TS				
L1906024-03	B-5-EO 3-4"	4	1B	14FEB19 10:45
| Package Due Date: 02/18/19				
NYTCL-8082-CNCRT,SIZEREDUX,TS				

Logged By: Candace Fox

NEW YORK CHAIN OF CUSTODY

ALPHA ANALYTICAL

Westborough, MA 01581
8 Walkup Dr.
TEL: 508-898-9220
FAX: 508-898-9193

Mansfield, MA 02048
320 Forbes Blvd
TEL: 508-822-9300
FAX: 508-822-3288

Service Centers
Mahwah, NJ 07430: 35 Whitney Rd, Suite 5
Albany, NY 12205: 14 Walker Way
Tonawanda, NY 14150: 275 Cooper Ave, Suite 105

Page / of /

Date Rec'd in Lab: 2/14/19

ALPHA Job #: L1906024

Client Information
Client: B+L
Address: 443 Electronics Pkwy
Liverpool NY 13088
Phone: 315-457-5200
Fax:
Email: MStrodel@bartonandloguidice.com

Project Information
Project Name: Amphenol Concrete
Project Location: Sidney, NY
Project #: 1153.010.001
(Use Project name as Project #) ☐
Project Manager: Matthew Strodel
ALPHAQuote #:

Turn-Around Time
Standard ☐ Due Date: Monday 02/18/19
Rush (only if pre approved) ☒ # of Days: 2

Deliverables
☒ ASP-A ☐ ASP-B
☐ EQuIS (1 File) ☐ EQuIS (4 File)
☐ Other

Regulatory Requirement
☐ NY TOGS ☐ NY Part 375
☐ AWQ Standards ☐ NY CP-51
☐ NY Restricted Use ☐ Other
☐ NY Unrestricted Use
☐ NYC Sewer Discharge

Billing Information
☒ Same as Client Info
PO #

Disposal Site Information
Please identify below location of applicable disposal facilities.
Disposal Facility:
☐ NJ ☐ NY
☐ Other:

These samples have been previously analyzed by Alpha ☐

Other project specific requirements/comments:

Please specify Metals or TAL.

Sample Filtration
☐ Done
☐ Lab to do
Preservation
☐ Lab to do
(Please Specify below)

ALPHA Lab ID (Lab Use Only)	Sample ID	Collection Date	Collection Time	Sample Matrix	Sampler's Initials	ANALYSIS: PCBs	Sample Specific Comments	Total Bottles
06024-01	B-1 3-4"	02/13/19	10:15	Concrete		X	Lab to Pulverize Samples for analysis A	1
-02	B-5 4-5"	↓	10:30	↓		X		1
-03	B-5-EO 3-4"	↓	10:45	↓		X		1

Preservative Code:
A = None
B = HCl
C = HNO_3
D = H_2SO_4
E = NaOH
F = MeOH
G = $NaHSO_4$
H = $Na_2S_2O_3$
K/E = Zn Ac/NaOH
O = Other

Container Code
P = Plastic
A = Amber Glass
V = Vial
G = Glass
B = Bacteria Cup
C = Cube
O = Other
E = Encore
D = BOD Bottle

Westboro: Certification No: MA935
Mansfield: Certification No: MA015

Container Type	D								
Preservative	A								

Relinquished By:	Date/Time	Received By: AHL	Date/Time
[signature]	02/14/19 13:50	[signature]	2/14/19 1540
[signature]	2/14/19 1540	Wendy Moreney	2/14/19 01:10

Please print clearly, legibly and completely. Samples can not be logged in and turnaround time clock will not start until any ambiguities are resolved. BY EXECUTING THIS COC, THE CLIENT HAS READ AND AGREES TO BE BOUND BY ALPHA'S TERMS & CONDITIONS. (See reverse side.)

Form No: 01-25 HC (rev. 30-Sept-2013)

Organics

GC Extractable Analysis Polychlorinated Biphenyls (PCB)

Aroclor Sample Data

Form 1
GC Organics

Client	: Barton & Loguidice, P.C	Lab Number	: L1906024
Project Name	: AMPHENOL CONCRETE	Project Number	: 1153.010.001
Lab ID	: L1906024-01D	Date Collected	: 02/14/19 10:15
Client ID	: B-1 3-4"	Date Received	: 02/14/19
Sample Location	: SIDNEY, NY	Date Analyzed	: 02/17/19 18:08
Sample Matrix	: SOLID	Date Extracted	: 02/15/19
Analytical Method	: 1,8082A	Dilution Factor	: 2
Lab File ID	: 19190217a-05	Analyst	: HT
Sample Amount	: 5.39 g	Instrument ID	: PEST19
Extraction Method	: EPA 3540C	GC Column	: CLP-Pesticide
Extract Volume	: 1000 uL	%Solids	: 96
GPC Cleanup	: N	Injection Volume	: 1 uL
Sulfur Cleanup	: Y		

		ug/Kg			
CAS NO.	Parameter	Results	RL	MDL	Qualifier
12674-11-2	Aroclor 1016	ND	194	17.2	U
11104-28-2	Aroclor 1221	ND	194	19.4	U
11141-16-5	Aroclor 1232	ND	194	41.1	U
53469-21-9	Aroclor 1242	ND	194	26.2	U
11097-69-1	Aroclor 1254	ND	194	21.2	U
37324-23-5	Aroclor 1262	ND	194	24.6	U
11100-14-4	Aroclor 1268	ND	194	20.1	U

Form 1
GC Organics

Client	: Barton & Loguidice, P.C	Lab Number	: L1906024
Project Name	: AMPHENOL CONCRETE	Project Number	: 1153.010.001
Lab ID	: L1906024-01D	Date Collected	: 02/14/19 10:15
Client ID	: B-1 3-4"	Date Received	: 02/14/19
Sample Location	: SIDNEY, NY	Date Analyzed	: 02/17/19 18:08
Sample Matrix	: SOLID	Date Extracted	: 02/15/19
Analytical Method	: 1,8082A	Dilution Factor	: 2
Lab File ID	: 19190217a-05	Analyst	: HT
Sample Amount	: 5.39 g	Instrument ID	: PEST19
Extraction Method	: EPA 3540C	GC Column	: CLP-PesticideII
Extract Volume	: 1000 uL	%Solids	: 96
GPC Cleanup	: N	Injection Volume	: 1 uL
Sulfur Cleanup	: Y		

		ug/Kg			
CAS NO.	Parameter	Results	RL	MDL	Qualifier
12672-29-6	Aroclor 1248	1860	194	29.1	
11096-82-5	Aroclor 1260	230	194	35.9	
1336-36-3	PCBs, Total	2090	194	17.2	

Form 1
GC Organics

Client	: Barton & Loguidice, P.C	Lab Number	: L1906024
Project Name	: AMPHENOL CONCRETE	Project Number	: 1153.010.001
Lab ID	: L1906024-02D	Date Collected	: 02/14/19 10:30
Client ID	: B-5 4-5"	Date Received	: 02/14/19
Sample Location	: SIDNEY, NY	Date Analyzed	: 02/17/19 18:20
Sample Matrix	: SOLID	Date Extracted	: 02/15/19
Analytical Method	: 1,8082A	Dilution Factor	: 10
Lab File ID	: 19190217a-06	Analyst	: HT
Sample Amount	: 5.43 g	Instrument ID	: PEST19
Extraction Method	: EPA 3540C	GC Column	: CLP-Pesticide
Extract Volume	: 1000 uL	%Solids	: 92
GPC Cleanup	: N	Injection Volume	: 1 uL
Sulfur Cleanup	: Y		

		ug/Kg			
CAS NO.	Parameter	Results	RL	MDL	Qualifier
12674-11-2	Aroclor 1016	ND	1000	88.9	U
11104-28-2	Aroclor 1221	ND	1000	100.	U
11141-16-5	Aroclor 1232	ND	1000	212.	U
53469-21-9	Aroclor 1242	ND	1000	135.	U
11097-69-1	Aroclor 1254	ND	1000	109.	U
11096-82-5	Aroclor 1260	ND	1000	185.	U
37324-23-5	Aroclor 1262	ND	1000	127.	U
11100-14-4	Aroclor 1268	ND	1000	104.	U

Form 1
GC Organics

Client	: Barton & Loguidice, P.C	Lab Number	: L1906024
Project Name	: AMPHENOL CONCRETE	Project Number	: 1153.010.001
Lab ID	: L1906024-02D	Date Collected	: 02/14/19 10:30
Client ID	: B-5 4-5"	Date Received	: 02/14/19
Sample Location	: SIDNEY, NY	Date Analyzed	: 02/17/19 18:20
Sample Matrix	: SOLID	Date Extracted	: 02/15/19
Analytical Method	: 1,8082A	Dilution Factor	: 10
Lab File ID	: 19190217a-06	Analyst	: HT
Sample Amount	: 5.43 g	Instrument ID	: PEST19
Extraction Method	: EPA 3540C	GC Column	: CLP-PesticideII
Extract Volume	: 1000 uL	%Solids	: 92
GPC Cleanup	: N	Injection Volume	: 1 uL
Sulfur Cleanup	: Y		

		ug/Kg			
CAS NO.	Parameter	Results	RL	MDL	Qualifier
12672-29-6	Aroclor 1248	7200	1000	150.	
1336-36-3	PCBs, Total	7200	1000	88.9	

Form 1
GC Organics

Client	: Barton & Loguidice, P.C	Lab Number	: L1906024
Project Name	: AMPHENOL CONCRETE	Project Number	: 1153.010.001
Lab ID	: L1906024-03	Date Collected	: 02/14/19 10:45
Client ID	: B-5-EO 3-4"	Date Received	: 02/14/19
Sample Location	: SIDNEY, NY	Date Analyzed	: 02/17/19 00:21
Sample Matrix	: SOLID	Date Extracted	: 02/15/19
Analytical Method	: 1,8082A	Dilution Factor	: 1
Lab File ID	: 19190216a-16	Analyst	: HT
Sample Amount	: 5.47 g	Instrument ID	: PEST19
Extraction Method	: EPA 3540C	GC Column	: CLP-Pesticide
Extract Volume	: 1000 uL	%Solids	: 97
GPC Cleanup	: N	Injection Volume	: 1 uL
Sulfur Cleanup	: Y		

		ug/Kg			
CAS NO.	Parameter	Results	RL	MDL	Qualifier
12674-11-2	Aroclor 1016	ND	94.7	8.41	U
11104-28-2	Aroclor 1221	ND	94.7	9.49	U
11141-16-5	Aroclor 1232	ND	94.7	20.1	U
53469-21-9	Aroclor 1242	ND	94.7	12.8	U
11097-69-1	Aroclor 1254	ND	94.7	10.4	U
11096-82-5	Aroclor 1260	ND	94.7	17.5	U
37324-23-5	Aroclor 1262	ND	94.7	12.0	U
11100-14-4	Aroclor 1268	ND	94.7	9.81	U

Form 1
GC Organics

Client	: Barton & Loguidice, P.C	Lab Number	: L1906024
Project Name	: AMPHENOL CONCRETE	Project Number	: 1153.010.001
Lab ID	: L1906024-03	Date Collected	: 02/14/19 10:45
Client ID	: B-5-EO 3-4"	Date Received	: 02/14/19
Sample Location	: SIDNEY, NY	Date Analyzed	: 02/17/19 00:21
Sample Matrix	: SOLID	Date Extracted	: 02/15/19
Analytical Method	: 1,8082A	Dilution Factor	: 1
Lab File ID	: 19190216a-16	Analyst	: HT
Sample Amount	: 5.47 g	Instrument ID	: PEST19
Extraction Method	: EPA 3540C	GC Column	: CLP-PesticideII
Extract Volume	: 1000 uL	%Solids	: 97
GPC Cleanup	: N	Injection Volume	: 1 uL
Sulfur Cleanup	: Y		

		ug/Kg			
CAS NO.	Parameter	Results	RL	MDL	Qualifier
12672-29-6	Aroclor 1248	597	94.7	14.2	
1336-36-3	PCBs, Total	597	94.7	8.41	

Form 1
GC Organics

Client	: Barton & Loguidice, P.C	Lab Number	: L1906024
Project Name	: AMPHENOL CONCRETE	Project Number	: 1153.010.001
Lab ID	: WG1206964-1	Date Collected	: NA
Client ID	: WG1206964-1BLANK	Date Received	: NA
Sample Location	:	Date Analyzed	: 02/17/19 17:31
Sample Matrix	: SOLID	Date Extracted	: 02/15/19
Analytical Method	: 1,8082A	Dilution Factor	: 1
Lab File ID	: 19190217a-02	Analyst	: HT
Sample Amount	: 5.91 g	Instrument ID	: PEST19
Extraction Method	: EPA 3540C	GC Column	: CLP-Pesticide
Extract Volume	: 1000 uL	%Solids	: NA
GPC Cleanup	: N	Injection Volume	: 1 uL
Sulfur Cleanup	: Y		

		ug/Kg			
CAS NO.	Parameter	Results	RL	MDL	Qualifier
12674-11-2	Aroclor 1016	ND	84.6	7.51	U
11104-28-2	Aroclor 1221	ND	84.6	8.48	U
11141-16-5	Aroclor 1232	ND	84.6	17.9	U
53469-21-9	Aroclor 1242	ND	84.6	11.4	U
12672-29-6	Aroclor 1248	ND	84.6	12.7	U
11097-69-1	Aroclor 1254	ND	84.6	9.26	U
11096-82-5	Aroclor 1260	ND	84.6	15.6	U
37324-23-5	Aroclor 1262	ND	84.6	10.7	U
11100-14-4	Aroclor 1268	ND	84.6	8.76	U
1336-36-3	PCBs, Total	ND	84.6	7.51	U

Wet Chemistry

Total Solids / Percent Moisture Analysis

Results

Form 1
WETCHEM

Client	: Barton & Loguidice, P.C	Lab Number	: L1906024
Project Name	: AMPHENOL CONCRETE	Project Number	: 1153.010.001
Lab ID	: L1906024-01	Date Collected	: 02/14/19 10:15
Client ID	: B-1 3-4"	Date Received	: 02/14/19
Sample Location	: SIDNEY, NY	Date Analyzed	: 02/15/19 10:34
Sample Matrix	: SOLID	Dilution Factor	: 1
Analytical Method	: 121,2540G	Analyst	: RI
Lab File ID	: WG1207064.pdf	Instrument ID	: BALANCE#47
Sample Amount	:	%Solids	: 96
Digestion Method	:	Date Digested	:

CAS NO.	Parameter	% Results	% RL	% MDL	Qualifier
NONE	Solids, Total	95.6	0.100	NA	

Form 1
WETCHEM

Client	: Barton & Loguidice, P.C	Lab Number	: L1906024
Project Name	: AMPHENOL CONCRETE	Project Number	: 1153.010.001
Lab ID	: L1906024-02	Date Collected	: 02/14/19 10:30
Client ID	: B-5 4-5"	Date Received	: 02/14/19
Sample Location	: SIDNEY, NY	Date Analyzed	: 02/15/19 10:34
Sample Matrix	: SOLID	Dilution Factor	: 1
Analytical Method	: 121,2540G	Analyst	: RI
Lab File ID	: WG1207064.pdf	Instrument ID	: BALANCE#47
Sample Amount	:	%Solids	: 92
Digestion Method	:	Date Digested	:

		%			
CAS NO.	Parameter	Results	RL	MDL	Qualifier
NONE	Solids, Total	92.0	0.100	NA	

Form 1
WETCHEM

Client	: Barton & Loguidice, P.C	Lab Number	: L1906024
Project Name	: AMPHENOL CONCRETE	Project Number	: 1153.010.001
Lab ID	: L1906024-03	Date Collected	: 02/14/19 10:45
Client ID	: B-5-EO 3-4"	Date Received	: 02/14/19
Sample Location	: SIDNEY, NY	Date Analyzed	: 02/15/19 10:34
Sample Matrix	: SOLID	Dilution Factor	: 1
Analytical Method	: 121,2540G	Analyst	: RI
Lab File ID	: WG1207064.pdf	Instrument ID	: BALANCE#47
Sample Amount	:	%Solids	: 97
Digestion Method	:	Date Digested	:

CAS NO.	Parameter	% Results	% RL	% MDL	Qualifier
NONE	Solids, Total	96.5	0.100	NA	

Form 1
WETCHEM

Client	: Barton & Loguidice, P.C	Lab Number	: L1906024
Project Name	: AMPHENOL CONCRETE	Project Number	: 1153.010.001
Lab ID	: WG1207064-1	Date Collected	: 02/14/19 00:00
Client ID	: WG1207064-1 DUP	Date Received	: 02/14/19
Sample Location	:	Date Analyzed	: 02/15/19 10:34
Sample Matrix	: SOIL	Dilution Factor	: 1
Analytical Method	: 121,2540G	Analyst	: RI
Lab File ID	: WG1207064.pdf	Instrument ID	: BALANCE#47
Sample Amount	:	%Solids	: 92
Digestion Method	:	Date Digested	:

		%			
CAS NO.	Parameter	Results	RL	MDL	Qualifier
NONE	Solids, Total	92.1	0.100	NA	

www.alphalab.com

Alpha Analytical

Laboratory Code: 11148

SDG Number: L1906025

The original project report/data package is held by Alpha Analytical. This report/data package is paginated and should be reproduced only in its entirety. Alpha Analytical holds no responsibility for results and/or data that are not consistent with the original.

Table of Contents

New York ASP Category A Data Deliverable Package 1
- Table of Contents 2
- Sample ID Cross Reference 3
- SDG Narrative 4
- Data Qualifier Definitions 6
- Instrument Information 8
- Volatile Organics Instruments 8
- Volatile Organics in Air Instruments 8
- Semivolatile Organics Instruments - Westborough 9
- Semivolatile Organic Instruments - Mansfield 10
- Sample Log-in Sheet 11
- Lims COC (LN01) 12
- External Chain of Custody 13
- Organics Analysis 14
  - GC PCB Analysis 15
    - Aroclor Sample Data 16
      - Form 1 - Organics 17
- Wet Chemistry Analysis 24
  - Total Solids Analysis 25
    - Results 26
      - Form 1 - Inorganics 27

Project Name: AMPHENOL CONCRETE
Project Number: 1153.010.001

Lab Number: L1906025
Report Date: 02/18/19

Alpha Sample ID	Client ID	Matrix	Sample Location	Collection Date/Time	Receive Date
L1906025-01	B-1 4-5"	SOLID	SIDNEY, NY	02/14/19 10:15	02/14/19
L1906025-02	B-5 5-6"	SOLID	SIDNEY, NY	02/14/19 10:30	02/14/19
L1906025-03	B-5-EO 4-5"	SOLID	SIDNEY, NY	02/14/19 10:45	02/14/19

Case Narrative

The samples were received in accordance with the Chain of Custody and no significant deviations were encountered during the preparation or analysis unless otherwise noted. Sample Receipt, Container Information, and the Chain of Custody are located at the back of the report.

Results contained within this report relate only to the samples submitted under this Alpha Lab Number and meet NELAP requirements for all NELAP accredited parameters unless otherwise noted in the following narrative. The data presented in this report is organized by parameter (i.e. VOC, SVOC, etc.). Sample specific Quality Control data (i.e. Surrogate Spike Recovery) is reported at the end of the target analyte list for each individual sample, followed by the Laboratory Batch Quality Control at the end of each parameter. Tentatively Identified Compounds (TICs), if requested, are reported for compounds identified to be present and are not part of the method/program Target Compound List, even if only a subset of the TCL are being reported. If a sample was re-analyzed or re-extracted due to a required quality control corrective action and if both sets of data are reported, the Laboratory ID of the re-analysis or re-extraction is designated with an "R" or "RE", respectively. When multiple Batch Quality Control elements are reported (e.g. more than one LCS), the associated samples for each element are noted in the grey shaded header line of each data table. Any Laboratory Batch, Sample Specific % recovery or RPD value that is outside the listed Acceptance Criteria is bolded in the report. All specific QC information is also incorporated in the Data Usability format of our Data Merger tool where it can be reviewed along with any associated usability implications. Soil/sediments, solids and tissues are reported on a dry weight basis unless otherwise noted. Definitions of all data qualifiers and acronyms used in this report are provided in the Glossary located at the back of the report.

In reference to questions H (CAM) or 4 (RCP) when "NO" is checked, the performance criteria for CAM and RCP methods allow for some quality control failures to occur and still be within method compliance. In these instances the specific failure is not narrated but noted in the associated QC table. The information is also incorporated in the Data Usability format of our Data Merger tool where it can be reviewed along with any associated usability implications.

Please see the associated ADEx data file for a comparison of laboratory reporting limits that were achieved with the regulatory Numerical Standards requested on the Chain of Custody.

HOLD POLICY
For samples submitted on hold, Alpha's policy is to hold samples (with the exception of Air canisters) free of charge for 21 calendar days from the date the project is completed. After 21 calendar days, we will dispose of all samples submitted including those put on hold unless you have contacted your Client Service Representative and made arrangements for Alpha to continue to hold the samples. Air canisters will be disposed after 3 business days from the date the project is completed.

Please contact Client Services at 800-624-9220 with any questions.

Case Narrative (continued)

Report Submission

All non-detect (ND) or estimated concentrations (J-qualified) have been quantitated to the limit noted in the MDL column.

Sample Receipt

L1906025-01, -02, and -03: The sample was received in an inappropriate container for the PCB analysis.

PCBs

L1906025-01, -02, and -03: The surrogate recoveries are below the acceptance criteria for 2,4,5,6-tetrachloro-m-xylene (0%) and decachlorobiphenyl (0%) due to the dilution required to quantitate the sample. Re-extraction was not required; therefore, the results of the original analysis are reported.

I, the undersigned, attest under the pains and penalties of perjury that, to the best of my knowledge and belief and based upon my personal inquiry of those responsible for providing the information contained in this analytical report, such information is accurate and complete. This certificate of analysis is not complete unless this page accompanies any and all pages of this report.

Authorized Signature: Kelly Stenstrom Report Date: 02/18/19

Title: Technical Director/Representative

GLOSSARY

Acronyms

EDL	- Estimated Detection Limit: This value represents the level to which target analyte concentrations are reported as estimated values, when those target analyte concentrations are quantified below the reporting limit (RL). The EDL includes any adjustments from dilutions, concentrations or moisture content, where applicable. The use of EDLs is specific to the analysis of PAHs using Solid-Phase Microextraction (SPME).
EMPC	- Estimated Maximum Possible Concentration: The concentration that results from the signal present at the retention time of an analyte when the ions meet all of the identification criteria except the ion abundance ratio criteria. An EMPC is a worst-case estimate of the concentration.
EPA	- Environmental Protection Agency.
LCS	- Laboratory Control Sample: A sample matrix, free from the analytes of interest, spiked with verified known amounts of analytes or a material containing known and verified amounts of analytes.
LCSD	- Laboratory Control Sample Duplicate: Refer to LCS.
LFB	- Laboratory Fortified Blank: A sample matrix, free from the analytes of interest, spiked with verified known amounts of analytes or a material containing known and verified amounts of analytes.
MDL	- Method Detection Limit: This value represents the level to which target analyte concentrations are reported as estimated values, when those target analyte concentrations are quantified below the reporting limit (RL). The MDL includes any adjustments from dilutions, concentrations or moisture content, where applicable.
MS	- Matrix Spike Sample: A sample prepared by adding a known mass of target analyte to a specified amount of matrix sample for which an independent estimate of target analyte concentration is available.
MSD	- Matrix Spike Sample Duplicate: Refer to MS.
NA	- Not Applicable.
NC	- Not Calculated: Term is utilized when one or more of the results utilized in the calculation are non-detect at the parameter's reporting unit.
NDPA/DPA	- N-Nitrosodiphenylamine/Diphenylamine.
NI	- Not Ignitable.
NP	- Non-Plastic: Term is utilized for the analysis of Atterberg Limits in soil.
RL	- Reporting Limit: The value at which an instrument can accurately measure an analyte at a specific concentration. The RL includes any adjustments from dilutions, concentrations or moisture content, where applicable.
RPD	- Relative Percent Difference: The results from matrix and/or matrix spike duplicates are primarily designed to assess the precision of analytical results in a given matrix and are expressed as relative percent difference (RPD). Values which are less than five times the reporting limit for any individual parameter are evaluated by utilizing the absolute difference between the values; although the RPD value will be provided in the report.
SRM	- Standard Reference Material: A reference sample of a known or certified value that is of the same or similar matrix as the associated field samples.
STLP	- Semi-dynamic Tank Leaching Procedure per EPA Method 1315.
TEF	- Toxic Equivalency Factors: The values assigned to each dioxin and furan to evaluate their toxicity relative to 2,3,7,8-TCDD.
TEQ	- Toxic Equivalent: The measure of a sample's toxicity derived by multiplying each dioxin and furan by its corresponding TEF and then summing the resulting values.
TIC	- Tentatively Identified Compound: A compound that has been identified to be present and is not part of the target compound list (TCL) for the method and/or program. All TICs are qualitatively identified and reported as estimated concentrations.

Footnotes

1	- The reference for this analyte should be considered modified since this analyte is absent from the target analyte list of the original method.

Terms

Analytical Method: Both the document from which the method originates and the analytical reference method. (Example: EPA 8260B is shown as 1,8260B.) The codes for the reference method documents are provided in the References section of the Addendum.

Final pH: As it pertains to Sample Receipt & Container Information section of the report, Final pH reflects pH of container determined after adjustment at the laboratory, if applicable. If no adjustment required, value reflects Initial pH.

Frozen Date/Time: With respect to Volatile Organics in soil, Frozen Date/Time reflects the date/time at which associated Reagent Water-preserved vials were initially frozen. Note: If frozen date/time is beyond 48 hours from sample collection, value will be reflected in 'bold'.

Initial pH: As it pertains to Sample Receipt & Container Information section of the report, Initial pH reflects pH of container determined upon receipt, if applicable.

PFAS Total: With respect to PFAS analyses, the 'PFAS, Total (5)' result is defined as the summation of results for: PFHpA, PFHxS, PFOA, PFNA and PFOS. If a 'Total' result is requested, the results of its individual components will also be reported.

Total: With respect to Organic analyses, a 'Total' result is defined as the summation of results for individual isomers or Aroclors. If a 'Total'

Report Format: DU Report with 'J' Qualifiers

result is requested, the results of its individual components will also be reported. This is applicable to 'Total' results for methods 8260, 8081 and 8082.

Data Qualifiers

A - Spectra identified as "Aldol Condensation Product".

B - The analyte was detected above the reporting limit in the associated method blank. Flag only applies to associated field samples that have detectable concentrations of the analyte at less than ten times (10x) the concentration found in the blank. For MCP-related projects, flag only applies to associated field samples that have detectable concentrations of the analyte at less than ten times (10x) the concentration found in the blank. For DOD-related projects, flag only applies to associated field samples that have detectable concentrations of the analyte at less than ten times (10x) the concentration found in the blank AND the analyte was detected above one-half the reporting limit (or above the reporting limit for common lab contaminants) in the associated method blank. For NJ-Air-related projects, flag only applies to associated field samples that have detectable concentrations of the analyte above the reporting limit. For NJ-related projects (excluding Air), flag only applies to associated field samples that have detectable concentrations of the analyte, which was detected above the reporting limit in the associated method blank or above five times the reporting limit for common lab contaminants (Phthalates, Acetone, Methylene Chloride, 2-Butanone).

C - Co-elution: The target analyte co-elutes with a known lab standard (i.e. surrogate, internal standards, etc.) for co-extracted analyses.

D - Concentration of analyte was quantified from diluted analysis. Flag only applies to field samples that have detectable concentrations of the analyte.

E - Concentration of analyte exceeds the range of the calibration curve and/or linear range of the instrument.

G - The concentration may be biased high due to matrix interferences (i.e, co-elution) with non-target compound(s). The result should be considered estimated.

H - The analysis of pH was performed beyond the regulatory-required holding time of 15 minutes from the time of sample collection.

I - The lower value for the two columns has been reported due to obvious interference.

M - Reporting Limit (RL) exceeds the MCP CAM Reporting Limit for this analyte.

NJ - Presumptive evidence of compound. This represents an estimated concentration for Tentatively Identified Compounds (TICs), where the identification is based on a mass spectral library search.

P - The RPD between the results for the two columns exceeds the method-specified criteria.

Q - The quality control sample exceeds the associated acceptance criteria. For DOD-related projects, LCS and/or Continuing Calibration Standard exceedences are also qualified on all associated sample results. Note: This flag is not applicable for matrix spike recoveries when the sample concentration is greater than 4x the spike added or for batch duplicate RPD when the sample concentrations are less than 5x the RL. (Metals only.)

R - Analytical results are from sample re-analysis.

RE - Analytical results are from sample re-extraction.

S - Analytical results are from modified screening analysis.

J - Estimated value. The Target analyte concentration is below the quantitation limit (RL), but above the Method Detection Limit (MDL) or Estimated Detection Limit (EDL) for SPME-related analyses. This represents an estimated concentration for Tentatively Identified Compounds (TICs).

ND - Not detected at the method detection limit (MDL) for the sample, or estimated detection limit (EDL) for SPME-related analyses.

Volatile Organics Instruments

Volatile Organics:

Instrument: Agilent 7890 GC/5975C MSD	Columns (length x ID x df):
Trap: Supelco K Trap (VOACARB 3000)	RTX-VMS 20m x 0.18mm x 1um
Concentrator: EST Encon (or equivalent)	RTX-VMS 30m x 0.25mm x 1.4um
Autosampler: EST Centurion (or equivalent)	RTX-502.2 40m x 0.18mm x 1um
Purge time: 11 min	

Volatile Organics: VPH

Instrument: Agilent 6890 (or equivalent)	Column Type: Restek RTX 502.2
Trap: Supelco K Trap (VOACARB 3000)	Column Length: 105 Meters
Concentrator: EST Encon (or equivalent)	df: 3.00 um
Autosampler: EST Centurion (or equivalent)	ID: 0.53mm

Volatile Organics: PIANO

Instrument: Agilent 7890 GC/5975C MSD	Column Type: DB-VRX
Trap: Supelco K Trap (VOACARB 3000)	Column Length: 60 Meters
Concentrator: Tekmar Velocity / EST Encon	df: 1.40 um
Autosampler: Varian Archon / EST Centurion	ID: 0.25 mm
Purge time: 11 min	Desorb: 1 min

Volatile Organics: Dissolved Gas

Instrument: Agilent 7890 (or equivalent) with FID/TCD

	Column Type: Haysep S Column
	Column Length: 2 Meters packed (100/200 mesh)
Autosampler: LEAP Headspace	Purge time: 0.6 min

Volatile Organics in Air Instruments

Volatile Organics in Air:

Instruments: Agilent 6890 GC / 5975 MSD Shimadzu QP2010-SE / QP2020

Concentrator: Entech 7100A or 7200	Column Type: Restek RTX-1
Autosampler: Entech 7016CA or 7016D	Column Length: 60 Meters
	df: 1.00 um
	ID: 0.25 mm or 0.32 mm

Trap 1: Glass Bead: manufacturer-Entech: 20 cm packing material
Trap 2: Tenax: manufacturer-Entech: 20 cm packing material

Semivolatile Organics Instruments - Westborough

Semivolatile Organics (Acid/Base/Neutral Extractables):

Instrument: Agilent 5973N MSD	Injection volume: 1 ul;2 uL LVI
Column Type: Restek RXI-5SILMS	df: 0.32 um
Column Length: 30 Meters	ID: 0.25 mm

Polynuclear Aromatic Hydrocarbons by 8270 SIM:

Instrument: Agilent 5973 MSD	Injection volume: 1 ul;2 uL LVI
Column Type: Restek RXI-5SILMS	df: 0.25 um
Column Length: 30 Meters	ID: 0.25 mm

Pesticides/PCB/Herbicides:

Instrument: Agilent 6890 w/Dual Micro ECDs	Injection Volume: 1uL
Column A: Restek RTX-CL/STX-CL	df: 0.32
Column B: Restek RTX/STX-CLPPesticide II	df: 0.25
Column Length: 30 Meters	ID: 0.32 mm

Petroleum/EPH:

Instrument: Agilent 6890 w/FID / HP 5890 w/ FID	Injection Volume: 1uL
Column: Restek RTX 5	df: 0.25
Column Length: 30 Meters	
ID: 0.32 mm	

Semivolatile Organic Instruments - Mansfield

Semivolatile Organics (ALK-PAH Extractables):

Instrument: Agilent 5973N / 5975 MSD	Injection volume: 1 ul
Column Type: ZB-5	df: 0.25 um
Column Length: 60 Meters	ID: 0.25 mm

Semivolatile Organics (8270):

Instrument: Agilent 5973N / 5975 MSD	Injection volume: 2 ul
Column Type: ZB-Semivolatiles	df: 0.25 um
Column Length: 30 Meters	ID: 0.25 mm

Semivolatile Organics (8270 SIM):

Instrument: Agilent 5973N / 5975 MSD	Injection volume: 3 ul
Column Type: ZB-5	df: 0.25 um
Column Length: 30 Meters	ID: 0.25 mm

Semivolatile Organics (1,4-Dioxane):

Instrument: Agilent 5973N / 5975 / 5977 MSD	Injection volume: 3 ul
Column Type: RTX-5	df: 0.25um, 0.18 um
Column Length: 30 Meters	ID: 0.25um, 0.18 mm

Semivolatile Organics (209 Congener):

Instrument: Agilent 5973N / 5975 MSD	Injection volume: 3 ul
Column Type: RTX-5, RTX-PCB	df: 0.25um, 0.18 um
Column Length: 60 Meters	ID: 0.25um, 0.18 mm

Semivolatile Organics (8081):

Instrument: Agilent 6890 / 7890	Injection volume: 1 ul
Column Type: RTX-5 / RTX-CLP II	df: 0.25 um
Column Length: 60 Meters	ID: 0.25 mm

Semivolatile Organics (8082):

Instrument: Agilent 6890 w/Dual Micro ECDs	Injection Volume: 1uL
Column A: Restek RTX-CL/STX-CL	df: 0.32
Column B: Restek RTX/STX-CLPPesticide II	df: 0.25
Column Length: 30 Meters	ID: 0.32 mm

Semivolatile Organics (SHC Extractables):

Instrument: Agilent 6890	Injection volume: 1 ul
Column Type: RTX-5	df: 0.25 um
Column Length: 60 Meters	ID: 0.25 mm

Sample Delivery Group Summary

Alpha Job Number : L1906025

Received : 14-FEB-2019
Reviewer : Wendy Morency

Account Name : Barton & Loguidice, P.C
Project Number : 1153.010.001
Project Name : AMPHENOL CONCRETE

Delivery Information

Samples Delivered By : Alpha Courier

Chain of Custody : Present

Cooler Information

Cooler	Seal/Seal#	Preservation	Temperature(°C)	Additional Information
A	Absent/	Ice	4.4	

Condition Information

1) All samples on COC received? **YES**

2) Extra samples received? **NO**

3) Are there any sample container discrepancies? **YES**
L1906025-01A (NYTCL-8082-CNCRT) was received in inappropriate container.
L1906025-02A (NYTCL-8082-CNCRT) was received in inappropriate container.
L1906025-03A (NYTCL-8082-CNCRT) was received in inappropriate container.

4) Are there any discrepancies between sample labels & COC? **NO**

5) Are samples in appropriate containers for requested analysis? **NO**
Please refer to information noted in Question 3 above.

6) Are samples properly preserved for requested analysis? **YES**

7) Are samples within holding time for requested analysis? **YES**

8) All sampling equipment returned? **NA**

Volatile Organics/VPH

1) Reagent Water Vials Frozen by Client? **NA**

ALPHA ANALYTICAL LABORATORIES, INC.
LOGIN CHAIN OF CUSTODY REPORT
Feb 18 2019, 12:40 pm

Login Number: L1906025
Account: BARTON2 Barton & Loguidice, P.CProject: 1153.010.001
Received: 14FEB19 Due Date: 18FEB19

Sample #	Client ID	Mat	PR	Collected
L1906025-01	B-1 4-5"	4	1B	14FEB19 10:15
| ASP-A Package Due Date: 02/18/19				
ASP-A,NYTCL-8082-CNCRT,SIZEREDUX,TS				
L1906025-02	B-5 5-6"	4	1B	14FEB19 10:30
| Package Due Date: 02/18/19				
NYTCL-8082-CNCRT,SIZEREDUX,TS				
L1906025-03	B-5-EO 4-5"	4	1B	14FEB19 10:45
| Package Due Date: 02/18/19				
NYTCL-8082-CNCRT,SIZEREDUX,TS				

Logged By: Candace Fox

ALPHA

NEW YORK CHAIN OF CUSTODY

Westborough, MA 01581
8 Walkup Dr.
TEL: 508-898-9220
FAX: 508-898-9193

Mansfield, MA 02048
320 Forbes Blvd
TEL: 508-822-9300
FAX: 508-822-3288

Service Centers
Mahwah, NJ 07430: 35 Whitney Rd, Suite 5
Albany, NY 12205: 14 Walker Way
Tonawanda, NY 14150: 275 Cooper Ave, Suite 105

Page 1 of 1

Date Rec'd in Lab: 2/14/19

ALPHA Job #: L1906025

Client Information
Client: B+L
Address: 443 Electronics Pkwy
Liverpool NY 13088
Phone: 315 457 5300
Fax:
Email: MStrodel@conformal-ligitech.com

Project Information
Project Name: Amphenol Concrete
Project Location: Sidney, NY
Project # 1153.010.001
(Use Project name as Project #) ☐
Project Manager: Matthew Strodel
ALPHAQuote #:

Turn-Around Time
Standard ☐ Due Date: Monday 02/18/19
Rush (only if pre approved) ☒ # of Days: 2

Deliverables
☒ ASP-A ☐ ASP-B
☐ EQuIS (1 File) ☐ EQuIS (4 File)
☐ Other

Regulatory Requirement
☐ NY TOGS ☐ NY Part 375
☐ AWQ Standards ☐ NY CP-51
☐ NY Restricted Use ☐ Other
☐ NY Unrestricted Use
☐ NYC Sewer Discharge

Billing Information
☒ Same as Client Info
PO # 1153.010.001

Disposal Site Information
Please identify below location of applicable disposal facilities.
Disposal Facility:
☐ NJ ☐ NY
☐ Other:

These samples have been previously analyzed by Alpha ☐

Other project specific requirements/comments:

Please specify Metals or TAL.

ANALYSIS

Sample Filtration
☐ Done
☐ Lab to do
Preservation
☐ Lab to do
(Please Specify below)

ALPHA Lab ID (Lab Use Only)	Sample ID	Collection Date	Collection Time	Sample Matrix	Sampler's Initials	PCBs	Sample Specific Comments	Total Bottles
C6025 -01	B-1 4-5"	02/14/19	10:15	Concrete		X	Lab to	1
~~C6025~~ -02	B-5 5-6"	↓	10:30	↓		X	pulverize	1
WJM -03	B-5-EO 4-5"	↓	10:45	↓		X	samples	1
							for analysis	

Preservative Code:
A = None
B = HCl
C = HNO_3
D = H_2SO_4
E = NaOH
F = MeOH
G = $NaHSO_4$
H = $Na_2S_2O_3$
K/E = Zn Ac/NaOH
O = Other

Container Code
P = Plastic
A = Amber Glass
V = Vial
G = Glass
B = Bacteria Cup
C = Cube
O = Other
E = Encore
D = BOD Bottle

Westboro: Certification No: MA935
Mansfield: Certification No: MA015

Container Type: O
Preservative: A

Relinquished By:	Date/Time	Received By: AAL	Date/Time
[signature]	2/14/19 13:50	[signature]	2/14/19 1540
[signature]	2/14/19 1540	Wendy Moreway	2/14/19 01:10

Please print clearly, legibly and completely. Samples can not be logged in and turnaround time clock will not start until any ambiguities are resolved. BY EXECUTING THIS COC, THE CLIENT HAS READ AND AGREES TO BE BOUND BY ALPHA'S TERMS & CONDITIONS. (See reverse side.)

Form No: 01-25 HC (rev. 30-Sept-2013)

Organics

GC Extractable Analysis Polychlorinated Biphenyls (PCB)

Aroclor Sample Data

Form 1
GC Organics

Client	: Barton & Loguidice, P.C	Lab Number	: L1906025
Project Name	: AMPHENOL CONCRETE	Project Number	: 1153.010.001
Lab ID	: L1906025-01D	Date Collected	: 02/14/19 10:15
Client ID	: B-1 4-5"	Date Received	: 02/14/19
Sample Location	: SIDNEY, NY	Date Analyzed	: 02/17/19 18:33
Sample Matrix	: SOLID	Date Extracted	: 02/15/19
Analytical Method	: 1,8082A	Dilution Factor	: 20
Lab File ID	: 19190217a-07	Analyst	: HT
Sample Amount	: 5.74 g	Instrument ID	: PEST19
Extraction Method	: EPA 3540C	GC Column	: CLP-Pesticide
Extract Volume	: 1000 uL	%Solids	: 97
GPC Cleanup	: N	Injection Volume	: 1 uL
Sulfur Cleanup	: Y		

		ug/Kg			
CAS NO.	Parameter	Results	RL	MDL	Qualifier
12674-11-2	Aroclor 1016	ND	1800	160.	U
11104-28-2	Aroclor 1221	ND	1800	180.	U
11141-16-5	Aroclor 1232	ND	1800	382.	U
53469-21-9	Aroclor 1242	ND	1800	243.	U
11097-69-1	Aroclor 1254	ND	1800	197.	U
11096-82-5	Aroclor 1260	ND	1800	332.	U
37324-23-5	Aroclor 1262	ND	1800	228.	U
11100-14-4	Aroclor 1268	ND	1800	186.	U

Form 1
GC Organics

Client	: Barton & Loguidice, P.C	Lab Number	: L1906025
Project Name	: AMPHENOL CONCRETE	Project Number	: 1153.010.001
Lab ID	: L1906025-01D	Date Collected	: 02/14/19 10:15
Client ID	: B-1 4-5"	Date Received	: 02/14/19
Sample Location	: SIDNEY, NY	Date Analyzed	: 02/17/19 18:33
Sample Matrix	: SOLID	Date Extracted	: 02/15/19
Analytical Method	: 1,8082A	Dilution Factor	: 20
Lab File ID	: 19190217a-07	Analyst	: HT
Sample Amount	: 5.74 g	Instrument ID	: PEST19
Extraction Method	: EPA 3540C	GC Column	: CLP-PesticideII
Extract Volume	: 1000 uL	%Solids	: 97
GPC Cleanup	: N	Injection Volume	: 1 uL
Sulfur Cleanup	: Y		

		ug/Kg			
CAS NO.	Parameter	Results	RL	MDL	Qualifier
12672-29-6	Aroclor 1248	16500	1800	270.	
1336-36-3	PCBs, Total	16500	1800	160.	

Form 1
GC Organics

Client	: Barton & Loguidice, P.C	Lab Number	: L1906025
Project Name	: AMPHENOL CONCRETE	Project Number	: 1153.010.001
Lab ID	: L1906025-02D	Date Collected	: 02/14/19 10:30
Client ID	: B-5 5-6"	Date Received	: 02/14/19
Sample Location	: SIDNEY, NY	Date Analyzed	: 02/17/19 18:45
Sample Matrix	: SOLID	Date Extracted	: 02/15/19
Analytical Method	: 1,8082A	Dilution Factor	: 50
Lab File ID	: 19190217a-08	Analyst	: HT
Sample Amount	: 5.45 g	Instrument ID	: PEST19
Extraction Method	: EPA 3540C	GC Column	: CLP-Pesticide
Extract Volume	: 1000 uL	%Solids	: 91
GPC Cleanup	: N	Injection Volume	: 1 uL
Sulfur Cleanup	: Y		

		ug/Kg			
CAS NO.	Parameter	Results	RL	MDL	Qualifier
12674-11-2	Aroclor 1016	ND	5040	448.	U
11104-28-2	Aroclor 1221	ND	5040	505.	U
11141-16-5	Aroclor 1232	ND	5040	1070	U
53469-21-9	Aroclor 1242	ND	5040	680.	U
11097-69-1	Aroclor 1254	ND	5040	551.	U
11096-82-5	Aroclor 1260	ND	5040	932.	U
37324-23-5	Aroclor 1262	ND	5040	640.	U
11100-14-4	Aroclor 1268	ND	5040	522.	U

Form 1
GC Organics

Client	: Barton & Loguidice, P.C	Lab Number	: L1906025
Project Name	: AMPHENOL CONCRETE	Project Number	: 1153.010.001
Lab ID	: L1906025-02D	Date Collected	: 02/14/19 10:30
Client ID	: B-5 5-6"	Date Received	: 02/14/19
Sample Location	: SIDNEY, NY	Date Analyzed	: 02/17/19 18:45
Sample Matrix	: SOLID	Date Extracted	: 02/15/19
Analytical Method	: 1,8082A	Dilution Factor	: 50
Lab File ID	: 19190217a-08	Analyst	: HT
Sample Amount	: 5.45 g	Instrument ID	: PEST19
Extraction Method	: EPA 3540C	GC Column	: CLP-PesticideII
Extract Volume	: 1000 uL	%Solids	: 91
GPC Cleanup	: N	Injection Volume	: 1 uL
Sulfur Cleanup	: Y		

		ug/Kg			
CAS NO.	Parameter	Results	RL	MDL	Qualifier
12672-29-6	Aroclor 1248	37000	5040	756.	
1336-36-3	PCBs, Total	37000	5040	448.	

Form 1
GC Organics

Client	: Barton & Loguidice, P.C	Lab Number	: L1906025
Project Name	: AMPHENOL CONCRETE	Project Number	: 1153.010.001
Lab ID	: L1906025-03D	Date Collected	: 02/14/19 10:45
Client ID	: B-5-EO 4-5"	Date Received	: 02/14/19
Sample Location	: SIDNEY, NY	Date Analyzed	: 02/17/19 20:52
Sample Matrix	: SOLID	Date Extracted	: 02/15/19
Analytical Method	: 1,8082A	Dilution Factor	: 1000
Lab File ID	: 19190217a-11	Analyst	: HT
Sample Amount	: 5.63 g	Instrument ID	: PEST19
Extraction Method	: EPA 3540C	GC Column	: CLP-Pesticide
Extract Volume	: 1000 uL	%Solids	: 96
GPC Cleanup	: N	Injection Volume	: 1 uL
Sulfur Cleanup	: Y		

		ug/Kg			
CAS NO.	Parameter	Results	RL	MDL	Qualifier
12674-11-2	Aroclor 1016	ND	92600	8220	U
11104-28-2	Aroclor 1221	ND	92600	9280	U
11141-16-5	Aroclor 1232	ND	92600	19600	U
53469-21-9	Aroclor 1242	ND	92600	12500	U
11097-69-1	Aroclor 1254	ND	92600	10100	U
11096-82-5	Aroclor 1260	ND	92600	17100	U
37324-23-5	Aroclor 1262	ND	92600	11800	U
11100-14-4	Aroclor 1268	ND	92600	9590	U
1336-36-3	PCBs, Total	1060000	92600	8220	

Form 1
GC Organics

Client	: Barton & Loguidice, P.C	Lab Number	: L1906025
Project Name	: AMPHENOL CONCRETE	Project Number	: 1153.010.001
Lab ID	: L1906025-03D	Date Collected	: 02/14/19 10:45
Client ID	: B-5-EO 4-5"	Date Received	: 02/14/19
Sample Location	: SIDNEY, NY	Date Analyzed	: 02/17/19 20:52
Sample Matrix	: SOLID	Date Extracted	: 02/15/19
Analytical Method	: 1,8082A	Dilution Factor	: 1000
Lab File ID	: 19190217a-11	Analyst	: HT
Sample Amount	: 5.63 g	Instrument ID	: PEST19
Extraction Method	: EPA 3540C	GC Column	: CLP-PesticideII
Extract Volume	: 1000 uL	%Solids	: 96
GPC Cleanup	: N	Injection Volume	: 1 uL
Sulfur Cleanup	: Y		

		ug/Kg			
CAS NO.	Parameter	Results	RL	MDL	Qualifier
12672-29-6	Aroclor 1248	1060000	92600	13900	

Form 1
GC Organics

Client	: Barton & Loguidice, P.C	Lab Number	: L1906025
Project Name	: AMPHENOL CONCRETE	Project Number	: 1153.010.001
Lab ID	: WG1206964-1	Date Collected	: NA
Client ID	: WG1206964-1BLANK	Date Received	: NA
Sample Location	:	Date Analyzed	: 02/17/19 17:31
Sample Matrix	: SOLID	Date Extracted	: 02/15/19
Analytical Method	: 1,8082A	Dilution Factor	: 1
Lab File ID	: 19190217a-02	Analyst	: HT
Sample Amount	: 5.91 g	Instrument ID	: PEST19
Extraction Method	: EPA 3540C	GC Column	: CLP-Pesticide
Extract Volume	: 1000 uL	%Solids	: NA
GPC Cleanup	: N	Injection Volume	: 1 uL
Sulfur Cleanup	: Y		

		ug/Kg			
CAS NO.	Parameter	Results	RL	MDL	Qualifier
12674-11-2	Aroclor 1016	ND	84.6	7.51	U
11104-28-2	Aroclor 1221	ND	84.6	8.48	U
11141-16-5	Aroclor 1232	ND	84.6	17.9	U
53469-21-9	Aroclor 1242	ND	84.6	11.4	U
12672-29-6	Aroclor 1248	ND	84.6	12.7	U
11097-69-1	Aroclor 1254	ND	84.6	9.26	U
11096-82-5	Aroclor 1260	ND	84.6	15.6	U
37324-23-5	Aroclor 1262	ND	84.6	10.7	U
11100-14-4	Aroclor 1268	ND	84.6	8.76	U
1336-36-3	PCBs, Total	ND	84.6	7.51	U

Wet Chemistry

Total Solids / Percent Moisture Analysis

Results

Form 1
WETCHEM

Client	: Barton & Loguidice, P.C	Lab Number	: L1906025
Project Name	: AMPHENOL CONCRETE	Project Number	: 1153.010.001
Lab ID	: L1906025-01	Date Collected	: 02/14/19 10:15
Client ID	: B-1 4-5"	Date Received	: 02/14/19
Sample Location	: SIDNEY, NY	Date Analyzed	: 02/15/19 10:34
Sample Matrix	: SOLID	Dilution Factor	: 1
Analytical Method	: 121,2540G	Analyst	: RI
Lab File ID	: WG1207064.pdf	Instrument ID	: BALANCE#47
Sample Amount	:	%Solids	: 97
Digestion Method	:	Date Digested	:

		%			
CAS NO.	Parameter	Results	RL	MDL	Qualifier
NONE	Solids, Total	96.8	0.100	NA	

Form 1
WETCHEM

Client	: Barton & Loguidice, P.C	Lab Number	: L1906025
Project Name	: AMPHENOL CONCRETE	Project Number	: 1153.010.001
Lab ID	: L1906025-02	Date Collected	: 02/14/19 10:30
Client ID	: B-5 5-6"	Date Received	: 02/14/19
Sample Location	: SIDNEY, NY	Date Analyzed	: 02/15/19 10:34
Sample Matrix	: SOLID	Dilution Factor	: 1
Analytical Method	: 121,2540G	Analyst	: RI
Lab File ID	: WG1207064.pdf	Instrument ID	: BALANCE#47
Sample Amount	:	%Solids	: 91
Digestion Method	:	Date Digested	:

		%			
CAS NO.	Parameter	Results	RL	MDL	Qualifier
NONE	Solids, Total	91.0	0.100	NA	

Form 1
WETCHEM

Client	: Barton & Loguidice, P.C	Lab Number	: L1906025
Project Name	: AMPHENOL CONCRETE	Project Number	: 1153.010.001
Lab ID	: L1906025-03	Date Collected	: 02/14/19 10:45
Client ID	: B-5-EO 4-5"	Date Received	: 02/14/19
Sample Location	: SIDNEY, NY	Date Analyzed	: 02/15/19 10:34
Sample Matrix	: SOLID	Dilution Factor	: 1
Analytical Method	: 121,2540G	Analyst	: RI
Lab File ID	: WG1207064.pdf	Instrument ID	: BALANCE#47
Sample Amount	:	%Solids	: 96
Digestion Method	:	Date Digested	:

CAS NO.	Parameter	% Results	% RL	% MDL	Qualifier
NONE	Solids, Total	95.9	0.100	NA	

Form 1
WETCHEM

Client	: Barton & Loguidice, P.C	Lab Number	: L1906025
Project Name	: AMPHENOL CONCRETE	Project Number	: 1153.010.001
Lab ID	: WG1207064-1	Date Collected	: 02/14/19 00:00
Client ID	: WG1207064-1 DUP	Date Received	: 02/14/19
Sample Location	:	Date Analyzed	: 02/15/19 10:34
Sample Matrix	: SOIL	Dilution Factor	: 1
Analytical Method	: 121,2540G	Analyst	: RI
Lab File ID	: WG1207064.pdf	Instrument ID	: BALANCE#47
Sample Amount	:	%Solids	: 92
Digestion Method	:	Date Digested	:

		%			
CAS NO.	Parameter	Results	RL	MDL	Qualifier
NONE	Solids, Total	92.1	0.100	NA	

ALPHA ANALYTICAL

World Class Chemistry

www.alphalab.com

Alpha Analytical

Laboratory Code: 11148

SDG Number: L1917200

The original project report/data package is held by Alpha Analytical. This report/data package is paginated and should be reproduced only in its entirety. Alpha Analytical holds no responsibility for results and/or data that are not consistent with the original.

Table of Contents

New York ASP Category A Data Deliverable Package 1
- Table of Contents 2
- Sample ID Cross Reference 3
- SDG Narrative 4
- Data Qualifier Definitions 6
- Instrument Information 8
- Volatile Organics Instruments 8
- Volatile Organics in Air Instruments 8
- Semivolatile Organics Instruments - Westborough 9
- Semivolatile Organic Instruments - Mansfield 10
- Sample Log-in Sheet 11
- Lims COC (LN01) 12
- External Chain of Custody 16
- Organics Analysis 18
  - GC PCB Analysis 19
    - Aroclor Sample Data 20
      - Form 1 - Organics 21
- Wet Chemistry Analysis 51
  - Total Solids Analysis 52
    - Results 53
      - Form 1 - Inorganics 54

Project Name: AMPHENOL-SUB SLAB SOIL
Project Number: 1153.010.001

Lab Number: L1917200
Report Date: 04/29/19

Alpha Sample ID	Client ID	Matrix	Sample Location	Collection Date/Time	Receive Date
L1917200-01	B1-SS1 0-6"	SOIL	SIDNEY, NY	04/25/19 09:10	04/25/19
L1917200-02	B1-SS2 0-6"	SOIL	SIDNEY, NY	04/25/19 09:30	04/25/19
L1917200-03	B1-SS3 0-6"	SOIL	SIDNEY, NY	04/25/19 09:16	04/25/19
L1917200-04	B1-SS4 0-6"	SOIL	SIDNEY, NY	04/25/19 09:37	04/25/19
L1917200-05	B1-SS5 0-6"	SOIL	SIDNEY, NY	04/25/19 09:23	04/25/19
L1917200-06	B1-SS6 0-6"	SOIL	SIDNEY, NY	04/25/19 09:43	04/25/19
L1917200-07	B1-SS7 0-6"	SOIL	SIDNEY, NY	04/25/19 09:51	04/25/19
L1917200-08	B1-SS8 0-6"	SOIL	SIDNEY, NY	04/25/19 09:56	04/25/19
L1917200-09	B5-SS1 0-6"	SOIL	SIDNEY, NY	04/25/19 10:45	04/25/19
L1917200-10	B5-SS2 0-6"	SOIL	SIDNEY, NY	04/25/19 10:50	04/25/19
L1917200-11	B5-SS3 0-6"	SOIL	SIDNEY, NY	04/25/19 10:56	04/25/19
L1917200-12	B5-SS4 0-6"	SOIL	SIDNEY, NY	04/25/19 11:05	04/25/19
L1917200-13	B5-SS5 0-6"	SOIL	SIDNEY, NY	04/25/19 11:09	04/25/19
L1917200-14	B5-SS6 0-6"	SOIL	SIDNEY, NY	04/25/19 11:15	04/25/19
L1917200-15	B5-SS7 0-6"	SOIL	SIDNEY, NY	04/25/19 11:26	04/25/19
L1917200-16	B5-SS8 0-6"	SOIL	SIDNEY, NY	04/25/19 11:32	04/25/19
L1917200-17	B5-SS9 0-6"	SOIL	SIDNEY, NY	04/25/19 11:39	04/25/19
L1917200-18	B5-SS10 0-6"	SOIL	SIDNEY, NY	04/25/19 11:48	04/25/19
L1917200-19	B5-SS11 0-6"	SOIL	SIDNEY, NY	04/25/19 11:56	04/25/19
L1917200-20	B5-SS12 0-6"	SOIL	SIDNEY, NY	04/25/19 12:02	04/25/19

Case Narrative

The samples were received in accordance with the Chain of Custody and no significant deviations were encountered during the preparation or analysis unless otherwise noted. Sample Receipt, Container Information, and the Chain of Custody are located at the back of the report.

Results contained within this report relate only to the samples submitted under this Alpha Lab Number and meet NELAP requirements for all NELAP accredited parameters unless otherwise noted in the following narrative. The data presented in this report is organized by parameter (i.e. VOC, SVOC, etc.). Sample specific Quality Control data (i.e. Surrogate Spike Recovery) is reported at the end of the target analyte list for each individual sample, followed by the Laboratory Batch Quality Control at the end of each parameter. Tentatively Identified Compounds (TICs), if requested, are reported for compounds identified to be present and are not part of the method/program Target Compound List, even if only a subset of the TCL are being reported. If a sample was re-analyzed or re-extracted due to a required quality control corrective action and if both sets of data are reported, the Laboratory ID of the re-analysis or re-extraction is designated with an "R" or "RE", respectively. When multiple Batch Quality Control elements are reported (e.g. more than one LCS), the associated samples for each element are noted in the grey shaded header line of each data table. Any Laboratory Batch, Sample Specific % recovery or RPD value that is outside the listed Acceptance Criteria is bolded in the report. All specific QC information is also incorporated in the Data Usability format of our Data Merger tool where it can be reviewed along with any associated usability implications. Soil/sediments, solids and tissues are reported on a dry weight basis unless otherwise noted. Definitions of all data qualifiers and acronyms used in this report are provided in the Glossary located at the back of the report.

In reference to questions H (CAM) or 4 (RCP) when "NO" is checked, the performance criteria for CAM and RCP methods allow for some quality control failures to occur and still be within method compliance. In these instances the specific failure is not narrated but noted in the associated QC table. The information is also incorporated in the Data Usability format of our Data Merger tool where it can be reviewed along with any associated usability implications.

Please see the associated ADEx data file for a comparison of laboratory reporting limits that were achieved with the regulatory Numerical Standards requested on the Chain of Custody.

HOLD POLICY
For samples submitted on hold, Alpha's policy is to hold samples (with the exception of Air canisters) free of charge for 21 calendar days from the date the project is completed. After 21 calendar days, we will dispose of all samples submitted including those put on hold unless you have contacted your Client Service Representative and made arrangements for Alpha to continue to hold the samples. Air canisters will be disposed after 3 business days from the date the project is completed.

Please contact Client Services at 800-624-9220 with any questions.

Case Narrative (continued)

Report Submission

All non-detect (ND) or estimated concentrations (J-qualified) have been quantitated to the limit noted in the MDL column.

PCBs

L1917200-02, -05, -07, -08, -10, and -12 through -20: The surrogate recoveries are below the acceptance criteria for 2,4,5,6-tetrachloro-m-xylene (0%) and decachlorobiphenyl (0%) due to the dilution required to quantitate the sample. Re-extraction was not required; therefore, the results of the original analysis are reported.

L1917200-03: Aroclor 1242 may be present in this sample; however, due to the concentration of Aroclor 1248, this analyte cannot be accurately quantitated.

L1917200-10: The sample has elevated detection limits due to the dilution required by the sample matrix.

I, the undersigned, attest under the pains and penalties of perjury that, to the best of my knowledge and belief and based upon my personal inquiry of those responsible for providing the information contained in this analytical report, such information is accurate and complete. This certificate of analysis is not complete unless this page accompanies any and all pages of this report.

Authorized Signature: Kelly Stenstrom Report Date: 04/29/19

Title: Technical Director/Representative

GLOSSARY

Acronyms

DL	- Detection Limit: This value represents the level to which target analyte concentrations are reported as estimated values, when those target analyte concentrations are quantified below the limit of quantitation (LOQ). The DL includes any adjustments from dilutions, concentrations or moisture content, where applicable. (DoD report formats only.)
EDL	- Estimated Detection Limit: This value represents the level to which target analyte concentrations are reported as estimated values, when those target analyte concentrations are quantified below the reporting limit (RL). The EDL includes any adjustments from dilutions, concentrations or moisture content, where applicable. The use of EDLs is specific to the analysis of PAHs using Solid-Phase Microextraction (SPME).
EMPC	- Estimated Maximum Possible Concentration: The concentration that results from the signal present at the retention time of an analyte when the ions meet all of the identification criteria except the ion abundance ratio criteria. An EMPC is a worst-case estimate of the concentration.
EPA	- Environmental Protection Agency.
LCS	- Laboratory Control Sample: A sample matrix, free from the analytes of interest, spiked with verified known amounts of analytes or a material containing known and verified amounts of analytes.
LCSD	- Laboratory Control Sample Duplicate: Refer to LCS.
LFB	- Laboratory Fortified Blank: A sample matrix, free from the analytes of interest, spiked with verified known amounts of analytes or a material containing known and verified amounts of analytes.
LOD	- Limit of Detection: This value represents the level to which a target analyte can reliably be detected for a specific analyte in a specific matrix by a specific method. The LOD includes any adjustments from dilutions, concentrations or moisture content, where applicable. (DoD report formats only.)
LOQ	- Limit of Quantitation: The value at which an instrument can accurately measure an analyte at a specific concentration. The LOQ includes any adjustments from dilutions, concentrations or moisture content, where applicable. (DoD report formats only.) Limit of Quantitation: The value at which an instrument can accurately measure an analyte at a specific concentration. The LOQ includes any adjustments from dilutions, concentrations or moisture content, where applicable. (DoD report formats only.)
MDL	- Method Detection Limit: This value represents the level to which target analyte concentrations are reported as estimated values, when those target analyte concentrations are quantified below the reporting limit (RL). The MDL includes any adjustments from dilutions, concentrations or moisture content, where applicable.
MS	- Matrix Spike Sample: A sample prepared by adding a known mass of target analyte to a specified amount of matrix sample for which an independent estimate of target analyte concentration is available. For Method 332.0, the spike recovery is calculated using the native concentration, including estimated values.
MSD	- Matrix Spike Sample Duplicate: Refer to MS.
NA	- Not Applicable.
NC	- Not Calculated: Term is utilized when one or more of the results utilized in the calculation are non-detect at the parameter's reporting unit.
NDPA/DPA	- N-Nitrosodiphenylamine/Diphenylamine.
NI	- Not Ignitable.
NP	- Non-Plastic: Term is utilized for the analysis of Atterberg Limits in soil.
RL	- Reporting Limit: The value at which an instrument can accurately measure an analyte at a specific concentration. The RL includes any adjustments from dilutions, concentrations or moisture content, where applicable.
RPD	- Relative Percent Difference: The results from matrix and/or matrix spike duplicates are primarily designed to assess the precision of analytical results in a given matrix and are expressed as relative percent difference (RPD). Values which are less than five times the reporting limit for any individual parameter are evaluated by utilizing the absolute difference between the values; although the RPD value will be provided in the report.
SRM	- Standard Reference Material: A reference sample of a known or certified value that is of the same or similar matrix as the associated field samples.
STLP	- Semi-dynamic Tank Leaching Procedure per EPA Method 1315.
TEF	- Toxic Equivalency Factors: The values assigned to each dioxin and furan to evaluate their toxicity relative to 2,3,7,8-TCDD.
TEQ	- Toxic Equivalent: The measure of a sample's toxicity derived by multiplying each dioxin and furan by its corresponding TEF and then summing the resulting values.
TIC	- Tentatively Identified Compound: A compound that has been identified to be present and is not part of the target compound list (TCL) for the method and/or program. All TICs are qualitatively identified and reported as estimated concentrations.

Footnotes

Report Format: DU Report with 'J' Qualifiers

1 - The reference for this analyte should be considered modified since this analyte is absent from the target analyte list of the original method.

Terms

Analytical Method: Both the document from which the method originates and the analytical reference method. (Example: EPA 8260B is shown as 1,8260B.) The codes for the reference method documents are provided in the References section of the Addendum.

Final pH: As it pertains to Sample Receipt & Container Information section of the report, Final pH reflects pH of container determined after adjustment at the laboratory, if applicable. If no adjustment required, value reflects Initial pH.

Frozen Date/Time: With respect to Volatile Organics in soil, Frozen Date/Time reflects the date/time at which associated Reagent Water-preserved vials were initially frozen. Note: If frozen date/time is beyond 48 hours from sample collection, value will be reflected in 'bold'.

Initial pH: As it pertains to Sample Receipt & Container Information section of the report, Initial pH reflects pH of container determined upon receipt, if applicable.

PFAS Total: With respect to PFAS analyses, the 'PFAS, Total (5)' result is defined as the summation of results for: PFHpA, PFHxS, PFOA, PFNA and PFOS. If a 'Total' result is requested, the results of its individual components will also be reported.

Total: With respect to Organic analyses, a 'Total' result is defined as the summation of results for individual isomers or Aroclors. If a 'Total' result is requested, the results of its individual components will also be reported. This is applicable to 'Total' results for methods 8260, 8081 and 8082.

Data Qualifiers

A - Spectra identified as "Aldol Condensation Product".

B - The analyte was detected above the reporting limit in the associated method blank. Flag only applies to associated field samples that have detectable concentrations of the analyte at less than ten times (10x) the concentration found in the blank. For MCP-related projects, flag only applies to associated field samples that have detectable concentrations of the analyte at less than ten times (10x) the concentration found in the blank. For DOD-related projects, flag only applies to associated field samples that have detectable concentrations of the analyte at less than ten times (10x) the concentration found in the blank AND the analyte was detected above one-half the reporting limit (or above the reporting limit for common lab contaminants) in the associated method blank. For NJ-Air-related projects, flag only applies to associated field samples that have detectable concentrations of the analyte above the reporting limit. For NJ-related projects (excluding Air), flag only applies to associated field samples that have detectable concentrations of the analyte, which was detected above the reporting limit in the associated method blank or above five times the reporting limit for common lab contaminants (Phthalates, Acetone, Methylene Chloride, 2-Butanone).

C - Co-elution: The target analyte co-elutes with a known lab standard (i.e. surrogate, internal standards, etc.) for co-extracted analyses.

D - Concentration of analyte was quantified from diluted analysis. Flag only applies to field samples that have detectable concentrations of the analyte.

E - Concentration of analyte exceeds the range of the calibration curve and/or linear range of the instrument.

G - The concentration may be biased high due to matrix interferences (i.e, co-elution) with non-target compound(s). The result should be considered estimated.

H - The analysis of pH was performed beyond the regulatory-required holding time of 15 minutes from the time of sample collection.

I - The lower value for the two columns has been reported due to obvious interference.

M - Reporting Limit (RL) exceeds the MCP CAM Reporting Limit for this analyte.

NJ - Presumptive evidence of compound. This represents an estimated concentration for Tentatively Identified Compounds (TICs), where the identification is based on a mass spectral library search.

P - The RPD between the results for the two columns exceeds the method-specified criteria.

Q - The quality control sample exceeds the associated acceptance criteria. For DOD-related projects, LCS and/or Continuing Calibration Standard exceedences are also qualified on all associated sample results. Note: This flag is not applicable for matrix spike recoveries when the sample concentration is greater than 4x the spike added or for batch duplicate RPD when the sample concentrations are less than 5x the RL. (Metals only.)

R - Analytical results are from sample re-analysis.

RE - Analytical results are from sample re-extraction.

S - Analytical results are from modified screening analysis.

J - Estimated value. The Target analyte concentration is below the quantitation limit (RL), but above the Method Detection Limit (MDL) or Estimated Detection Limit (EDL) for SPME-related analyses. This represents an estimated concentration for Tentatively Identified Compounds (TICs).

ND - Not detected at the method detection limit (MDL) for the sample, or estimated detection limit (EDL) for SPME-related analyses.

Report Format: DU Report with 'J' Qualifiers

Volatile Organics Instruments

Volatile Organics:

Instrument: Agilent 7890 GC/5975C MSD	Columns (length x ID x df):
Trap: Supelco K Trap (VOACARB 3000)	RTX-VMS 20m x 0.18mm x 1um
Concentrator: EST Encon (or equivalent)	RTX-VMS 30m x 0.25mm x 1.4um
Autosampler: EST Centurion (or equivalent)	RTX-502.2 40m x 0.18mm x 1um
Purge time: 11 min	

Volatile Organics: VPH

Instrument: Agilent 6890 (or equivalent)	Column Type: Restek RTX 502.2
Trap: Supelco K Trap (VOACARB 3000)	Column Length: 105 Meters
Concentrator: EST Encon (or equivalent)	df: 3.00 um
Autosampler: EST Centurion (or equivalent)	ID: 0.53mm

Volatile Organics: PIANO

Instrument: Agilent 7890 GC/5975C MSD	Column Type: DB-VRX
Trap: Supelco K Trap (VOACARB 3000)	Column Length: 60 Meters
Concentrator: Tekmar Velocity / EST Encon	df: 1.40 um
Autosampler: Varian Archon / EST Centurion	ID: 0.25 mm
Purge time: 11 min	Desorb: 1 min

Volatile Organics: Dissolved Gas

Instrument: Agilent 7890 (or equivalent) with FID/TCD

	Column Type: Haysep S Column
	Column Length: 2 Meters packed (100/200 mesh)
Autosampler: LEAP Headspace	Purge time: 0.6 min

Volatile Organics in Air Instruments

Volatile Organics in Air:

Instruments: Agilent 6890 GC / 5975 MSD Shimadzu QP2010-SE / QP2020

Concentrator: Entech 7100A or 7200	Column Type: Restek RTX-1
Autosampler: Entech 7016CA or 7016D	Column Length: 60 Meters
	df: 1.00 um
	ID: 0.25 mm or 0.32 mm

Trap 1: Glass Bead: manufacturer-Entech: 20 cm packing material
Trap 2: Tenax: manufacturer-Entech: 20 cm packing material

Semivolatile Organics Instruments - Westborough

Semivolatile Organics (Acid/Base/Neutral Extractables):

Instrument: Agilent 5973N MSD	Injection volume: 1 ul;2 uL LVI
Column Type: Restek RXI-5SILMS	df: 0.32 um
Column Length: 30 Meters	ID: 0.25 mm

Polynuclear Aromatic Hydrocarbons by 8270 SIM:

Instrument: Agilent 5973 MSD	Injection volume: 1 ul;2 uL LVI
Column Type: Restek RXI-5SILMS	df: 0.25 um
Column Length: 30 Meters	ID: 0.25 mm

Pesticides/PCB/Herbicides:

Instrument: Agilent 6890 w/Dual Micro ECDs	Injection Volume: 1uL
Column A: Restek RTX-CL/STX-CL	df: 0.32
Column B: Restek RTX/STX-CLPPesticide II	df: 0.25
Column Length: 30 Meters	ID: 0.32 mm

Petroleum/EPH:

Instrument: Agilent 6890 w/FID / HP 5890 w/ FID	Injection Volume: 1uL
Column: Restek RTX 5	df: 0.25
Column Length: 30 Meters	
ID: 0.32 mm	

Semivolatile Organic Instruments - Mansfield

Semivolatile Organics (ALK-PAH Extractables):

Instrument: Agilent 5973N / 5975 MSD	Injection volume: 1 ul
Column Type: ZB-5	df: 0.25 um
Column Length: 60 Meters	ID: 0.25 mm

Semivolatile Organics (8270):

Instrument: Agilent 5973N / 5975 MSD	Injection volume: 2 ul
Column Type: ZB-Semivolatiles	df: 0.25 um
Column Length: 30 Meters	ID: 0.25 mm

Semivolatile Organics (8270 SIM):

Instrument: Agilent 5973N / 5975 MSD	Injection volume: 3 ul
Column Type: ZB-5	df: 0.25 um
Column Length: 30 Meters	ID: 0.25 mm

Semivolatile Organics (1,4-Dioxane):

Instrument: Agilent 5973N / 5975 / 5977 MSD	Injection volume: 3 ul
Column Type: RTX-5	df: 0.25um, 0.18 um
Column Length: 30 Meters	ID: 0.25um, 0.18 mm

Semivolatile Organics (209 Congener):

Instrument: Agilent 5973N / 5975 MSD	Injection volume: 3 ul
Column Type: RTX-5, RTX-PCB	df: 0.25um, 0.18 um
Column Length: 60 Meters	ID: 0.25um, 0.18 mm

Semivolatile Organics (8081):

Instrument: Agilent 6890 / 7890	Injection volume: 1 ul
Column Type: RTX-5 / RTX-CLP II	df: 0.25 um
Column Length: 60 Meters	ID: 0.25 mm

Semivolatile Organics (8082):

Instrument: Agilent 6890 w/Dual Micro ECDs	Injection Volume: 1uL
Column A: Restek RTX-CL/STX-CL	df: 0.32
Column B: Restek RTX/STX-CLPPesticide II	df: 0.25
Column Length: 30 Meters	ID: 0.32 mm

Semivolatile Organics (SHC Extractables):

Instrument: Agilent 6890	Injection volume: 1 ul
Column Type: RTX-5	df: 0.25 um
Column Length: 60 Meters	ID: 0.25 mm

Sample Delivery Group Summary

Alpha Job Number : L1917200

Received : 25-APR-2019
Reviewer : Craig Green

Account Name : Barton & Loguidice, P.C
Project Number : 1153.010.001
Project Name : AMPHENOL-SUB SLAB SOIL

Delivery Information

Samples Delivered By : Alpha Courier

Chain of Custody : Present

Cooler Information

Cooler	Seal/Seal#	Preservation	Temperature(°C)	Additional Information
A	Absent/	Ice	3.7	

Condition Information

1) All samples on COC received?	**YES**
2) Extra samples received?	**NO**
3) Are there any sample container discrepancies?	**NO**
4) Are there any discrepancies between sample labels & COC?	**NO**
5) Are samples in appropriate containers for requested analysis?	**YES**
6) Are samples properly preserved for requested analysis?	**YES**
7) Are samples within holding time for requested analysis?	**YES**
8) All sampling equipment returned?	**NA**

Volatile Organics/VPH

1) Reagent Water Vials Frozen by Client?	**NA**

ALPHA ANALYTICAL LABORATORIES, INC.
LOGIN CHAIN OF CUSTODY REPORT
Apr 29 2019, 08:18 pm

Login Number: L1917200
Account: BARTON2 Barton & Loguidice, P.CProject: 1153.010.001
Received: 25APR19 Due Date: 29APR19

Sample #	Client ID	Mat	PR	Collected
L1917200-01	B1-SS1 0-6"	3	1B	25APR19 09:10
| ASP-A Package Due Date: 04/29/19				
ASP-A,NYTCL-8082-3540C,TS				
L1917200-02	B1-SS2 0-6"	3	1B	25APR19 09:30
| Package Due Date: 04/29/19				
NYTCL-8082-3540C,TS				
L1917200-03	B1-SS3 0-6"	3	1B	25APR19 09:16
| Package Due Date: 04/29/19				
NYTCL-8082-3540C,TS				
L1917200-04	B1-SS4 0-6"	3	1B	25APR19 09:37
| Package Due Date: 04/29/19				
NYTCL-8082-3540C,TS				
L1917200-05	B1-SS5 0-6"	3	1B	25APR19 09:23
| Package Due Date: 04/29/19				
NYTCL-8082-3540C,TS				
L1917200-06	B1-SS6 0-6"	3	1B	25APR19 09:43
| Package Due Date: 04/29/19				
NYTCL-8082-3540C,TS				
L1917200-07	B1-SS7 0-6"	3	1B	25APR19 09:51
| Package Due Date: 04/29/19				

ALPHA ANALYTICAL LABORATORIES, INC.
LOGIN CHAIN OF CUSTODY REPORT
Apr 29 2019, 08:18 pm

Login Number: L1917200
Account: BARTON2 Barton & Loguidice, P.CProject: 1153.010.001
Received: 25APR19 Due Date: 29APR19

Sample #	Client ID	Mat	PR	Collected
NYTCL-8082-3540C,TS				
L1917200-08	B1-SS8 0-6"	3	1B	25APR19 09:56
| Package Due Date: 04/29/19				
NYTCL-8082-3540C,TS				
L1917200-09	B5-SS1 0-6"	3	1B	25APR19 10:45
| Package Due Date: 04/29/19				
NYTCL-8082-3540C,TS				
L1917200-10	B5-SS2 0-6"	3	1B	25APR19 10:50
| Package Due Date: 04/29/19				
NYTCL-8082-3540C,TS				
L1917200-11	B5-SS3 0-6"	3	1B	25APR19 10:56
| Package Due Date: 04/29/19				
NYTCL-8082-3540C,TS				
L1917200-12	B5-SS4 0-6"	3	1B	25APR19 11:05
| Package Due Date: 04/29/19				
NYTCL-8082-3540C,TS				
L1917200-13	B5-SS5 0-6"	3	1B	25APR19 11:09
| Package Due Date: 04/29/19				
NYTCL-8082-3540C,TS				

ALPHA ANALYTICAL LABORATORIES, INC.
LOGIN CHAIN OF CUSTODY REPORT
Apr 29 2019, 08:18 pm

Login Number: L1917200
Account: BARTON2 Barton & Loguidice, P.CProject: 1153.010.001
Received: 25APR19 Due Date: 29APR19

Sample #	Client ID	Mat	PR	Collected
L1917200-14	B5-SS6 0-6"	3	1B	25APR19 11:15
| Package Due Date: 04/29/19				
NYTCL-8082-3540C,TS				
L1917200-15	B5-SS7 0-6"	3	1B	25APR19 11:26
| Package Due Date: 04/29/19				
NYTCL-8082-3540C,TS				
L1917200-16	B5-SS8 0-6"	3	1B	25APR19 11:32
| Package Due Date: 04/29/19				
NYTCL-8082-3540C,TS				
L1917200-17	B5-SS9 0-6"	3	1B	25APR19 11:39
| Package Due Date: 04/29/19				
NYTCL-8082-3540C,TS				
L1917200-18	B5-SS10 0-6"	3	1B	25APR19 11:48
| Package Due Date: 04/29/19				
NYTCL-8082-3540C,TS				
L1917200-19	B5-SS11 0-6"	3	1B	25APR19 11:56
| Package Due Date: 04/29/19				
NYTCL-8082-3540C,TS				
L1917200-20	B5-SS12 0-6"	3	1B	25APR19 12:02
| Package Due Date: 04/29/19				

ALPHA ANALYTICAL LABORATORIES, INC.
LOGIN CHAIN OF CUSTODY REPORT
Apr 29 2019, 08:18 pm

Login Number: L1917200
Account: BARTON2 Barton & Loguidice, P.CProject: 1153.010.001
Received: 25APR19 Due Date: 29APR19

Sample #	Client ID	Mat	PR	Collected
NYTCL-8082-3540C,TS				

Page 4
Logged By: Candace Fox

ALPHA Analytical

Westborough, MA 01581
8 Walkup Dr.
TEL: 508-898-9220
FAX: 508-898-9193

Mansfield, MA 02048
320 Forbes Blvd
TEL: 508-822-9300
FAX: 508-822-3288

NEW YORK CHAIN OF CUSTODY

Service Centers
Mahwah, NJ 07430: 35 Whitney Rd, Suite 5
Albany, NY 12205: 14 Walker Way
Tonawanda, NY 14150: 275 Cooper Ave, Suite 105

Page 1 of 2

Date Rec'd in Lab: 4/26/19

ALPHA Job #: L1917200

Client Information
Client: Barton + Loguidice
Address: 443 Electronics Pkwy
Liverpool NY 13088
Phone: 315-457-5200
Fax: mstrodel@
Email: bartonandloguidice.com

Project Information
Project Name: Amphenol - Sub Slab Soil
Project Location: Solvay, NY
Project #: 1153.010.001
(Use Project name as Project #) ☐
Project Manager: Bryce Dingman
ALPHAQuote #:

Turn-Around Time
Standard ☐ Due Date:
Rush (only if pre approved) ☒ # of Days: 2

Deliverables
☒ ASP-A ☐ ASP-B
☐ EQuIS (1 File) ☐ EQuIS (4 File)
☐ Other

Regulatory Requirement
☐ NY TOGS ☐ NY Part 375
☐ AWQ Standards ☐ NY CP-51
☐ NY Restricted Use ☐ Other
☐ NY Unrestricted Use
☐ NYC Sewer Discharge

Billing Information
☐ Same as Client Info
PO # 1153.010.001

Disposal Site Information
Please identify below location of applicable disposal facilities.
Disposal Facility:
☐ NJ ☐ NY
☐ Other:

These samples have been previously analyzed by Alpha ☐

Other project specific requirements/comments:
CC results to: BDingman@BartonandLoguidice.com

Please specify Metals or TAL.

ANALYSIS

Sample Filtration
☐ Done
☐ Lab to do
Preservation
☐ Lab to do
(Please Specify below)

ALPHA Lab ID (Lab Use Only)	Sample ID	Collection Date	Collection Time	Sample Matrix	Sampler's Initials	PCBs - 8082	Sample Specific Comments	Total Bottle
17200-01	B1-551 0-6"	04/25/19	09:10	Soil	MPS	X		1
-02	B1-552 0-6"	↓	09:30	↓	↓	X		1
-03	B1-553 0-6"		09:16			X		1
-04	B1-554 0-6"		09:37			X		1
-05	B1-555 0-6"		09:23			X		1
-06	B1-556 0-6"		09:43			X		1
-07	B1-557 0-6"		09:51			X		1
-08	B1-558 0-6"		09:56			X		1
-09	B5-551 0-6"		10:45			X		1
-10	B5-552 0-6"	↓	10:50	↓	↓	X		1
	Container Type					A		
	Preservative					A		

Preservative Code:
A = None
B = HCl
C = HNO_3
D = H_2SO_4
E = NaOH
F = MeOH
G = $NaHSO_4$
H = $Na_2S_2O_3$
K/E = Zn Ac/NaOH
O = Other

Container Code
P = Plastic
A = Amber Glass
V = Vial
G = Glass
B = Bacteria Cup
C = Cube
O = Other
E = Encore
D = BOD Bottle

Westboro: Certification No: MA935
Mansfield: Certification No: MA015

Relinquished By:	Date/Time	Received By:	Date/Time
[signature]	04/25/19 16:16	[signature]	4/25/16 1650
[signature]	4/25/19 1650	[signature]	4/25/19 2100

Please print clearly, legibly and completely. Samples can not be logged in and turnaround time clock will not start until any ambiguities are resolved. BY EXECUTING THIS COC, THE CLIENT HAS READ AND AGREES TO BE BOUND BY ALPHA'S TERMS & CONDITIONS. (See reverse side.)

Form No: 01-25 HC (rev. 30-Sept-2013)

ALPHA

NEW YORK CHAIN OF CUSTODY

Westborough, MA 01581
8 Walkup Dr.
TEL: 508-898-9220
FAX: 508-898-9193

Mansfield, MA 02048
320 Forbes Blvd
TEL: 508-822-9300
FAX: 508-822-3288

Service Centers
Mahwah, NJ 07430: 35 Whitney Rd, Suite 5
Albany, NY 12205: 14 Walker Way
Tonawanda, NY 14150: 275 Cooper Ave, Suite 105

Page 2 of 2

Date Rec'd in Lab: 4/26/19

ALPHA Job #: 4917200

Project Information
Project Name: Amphenol - Sub Slab Soil
Project Location: Sidney, NY
Project #: 1153.010.001
(Use Project name as Project #) ☐
Project Manager: Bryce Duguran
ALPHAQuote #:

Turn-Around Time
Standard ☐ Due Date:
Rush (only if pre approved) ☒ # of Days: 2

Client Information
Client: Barton + Loguidice
Address: 443 Electronics Pkwy
Liverpool NY 13088
Phone: 315-457-5200
Fax: MStradel e
Email: barton and loguidice.com

Deliverables
☒ ASP-A ☐ ASP-B
☐ EQuIS (1 File) ☐ EQuIS (4 File)
☐ Other

Regulatory Requirement
☐ NY TOGS ☐ NY Part 375
☐ AWQ Standards ☐ NY CP-51
☐ NY Restricted Use ☐ Other
☐ NY Unrestricted Use
☐ NYC Sewer Discharge

Billing Information
☐ Same as Client Info
PO #: 1153.010.001

Disposal Site Information
Please identify below location of applicable disposal facilities.
Disposal Facility:
☐ NJ ☐ NY
☐ Other:

These samples have been previously analyzed by Alpha ☐

Other project specific requirements/comments:

Please specify Metals or TAL.

ANALYSIS

Sample Filtration
☐ Done
☐ Lab to do
Preservation
☐ Lab to do
(Please Specify below)

ALPHA Lab ID (Lab Use Only)	Sample ID	Collection Date	Collection Time	Sample Matrix	Sampler's Initials	PCBs - 8082								Sample Specific Comments	Total Bottles
17200-01	B5-SS3 0-6"	04/25/19	10:56	Soil	MAS	X									1
-12	B5-SS4 0-6"	↓	11:05	↓	↓	X									1
-13	B5-SS5 0-6"	↓	11:09 ~~11:15~~	↓	↓	X									1
-14	B5-SS6 0-6"	↓	11:15	↓	↓	X									1
-15	B5-SS7 0-6"	↓	11:26	↓	↓	X									1
-16	B5-SS8 0-6"	↓	11:32	↓	↓	X									1
-17	B5-SS9 0-6"	↓	11:39	↓	↓	X									1
-18	B5-SS10 0-6"	↓	~~11:59~~ 11:48	↓	↓	X									1
-19	B5-SS11 0-6"	↓	11:56	↓	↓	X									1
-20	B5-SS12 0-6"	↓	12:02	↓	↓	X									1

Preservative Code:
A = None
B = HCl
C = HNO_3
D = H_2SO_4
E = NaOH
F = MeOH
G = $NaHSO_4$
H = $Na_2S_2O_3$
K/E = Zn Ac/NaOH
O = Other

Container Code
P = Plastic
A = Amber Glass
V = Vial
G = Glass
B = Bacteria Cup
C = Cube
O = Other
E = Encore
D = BOD Bottle

Westboro: Certification No: MA935
Mansfield: Certification No: MA015

Container Type	A							
Preservative	A							

Relinquished By:	Date/Time	Received By:	Date/Time
[signature]	04/25/19 16:16	[signature]	4/25/19 1650
[signature]	4/25/19 1650	[signature]	4/26/19 0100

Please print clearly, legibly and completely. Samples can not be logged in and turnaround time clock will not start until any ambiguities are resolved. BY EXECUTING THIS COC, THE CLIENT HAS READ AND AGREES TO BE BOUND BY ALPHA'S TERMS & CONDITIONS. (See reverse side.)

Form No: 01-25 HC (rev. 30-Sept-2013)

Organics

GC Extractable Analysis Polychlorinated Biphenyls (PCB)

Aroclor Sample Data

Results Summary
Form 1
Polychlorinated Biphenyls by GC

Client	: Barton & Loguidice, P.C	Lab Number	: L1917200
Project Name	: AMPHENOL-SUB SLAB SOIL	Project Number	: 1153.010.001
Lab ID	: L1917200-01	Date Collected	: 04/25/19 09:10
Client ID	: B1-SS1 0-6"	Date Received	: 04/25/19
Sample Location	: SIDNEY, NY	Date Analyzed	: 04/28/19 17:55
Sample Matrix	: SOIL	Date Extracted	: 04/26/19
Analytical Method	: 1,8082A	Dilution Factor	: 1
Lab File ID	: 12190428a-13	Analyst	: WR
Sample Amount	: 15.61 g	Instrument ID	: PEST12
Extraction Method	: EPA 3540C	GC Column	: CLP-Pesticide
Extract Volume	: 5000 uL	%Solids	: 94
GPC Cleanup	: N	Injection Volume	: 1 uL
Sulfur Cleanup	: Y		

		ug/Kg			
CAS NO.	Parameter	Results	RL	MDL	Qualifier
12674-11-2	Aroclor 1016	ND	34.0	3.02	U
11104-28-2	Aroclor 1221	ND	34.0	3.41	U
11141-16-5	Aroclor 1232	ND	34.0	7.21	U
53469-21-9	Aroclor 1242	ND	34.0	4.58	U
12672-29-6	Aroclor 1248	226	34.0	5.10	
11097-69-1	Aroclor 1254	106	34.0	3.72	
11096-82-5	Aroclor 1260	38.5	34.0	6.28	
37324-23-5	Aroclor 1262	ND	34.0	4.32	U
11100-14-4	Aroclor 1268	ND	34.0	3.52	U
1336-36-3	PCBs, Total	371	34.0	3.02	

Results Summary
Form 1
Polychlorinated Biphenyls by GC

Client	: Barton & Loguidice, P.C	Lab Number	: L1917200
Project Name	: AMPHENOL-SUB SLAB SOIL	Project Number	: 1153.010.001
Lab ID	: L1917200-02D	Date Collected	: 04/25/19 09:30
Client ID	: B1-SS2 0-6"	Date Received	: 04/25/19
Sample Location	: SIDNEY, NY	Date Analyzed	: 04/28/19 20:18
Sample Matrix	: SOIL	Date Extracted	: 04/26/19
Analytical Method	: 1,8082A	Dilution Factor	: 10
Lab File ID	: 12190428a-22	Analyst	: WR
Sample Amount	: 15.8 g	Instrument ID	: PEST12
Extraction Method	: EPA 3540C	GC Column	: CLP-Pesticide
Extract Volume	: 5000 uL	%Solids	: 94
GPC Cleanup	: N	Injection Volume	: 1 uL
Sulfur Cleanup	: Y		

		ug/Kg			
CAS NO.	Parameter	Results	RL	MDL	Qualifier
12674-11-2	Aroclor 1016	ND	336	29.8	U
11104-28-2	Aroclor 1221	ND	336	33.7	U
11141-16-5	Aroclor 1232	ND	336	71.2	U
53469-21-9	Aroclor 1242	ND	336	45.3	U
12672-29-6	Aroclor 1248	2260	336	50.4	
11097-69-1	Aroclor 1254	ND	336	36.8	U
11096-82-5	Aroclor 1260	ND	336	62.1	U
37324-23-5	Aroclor 1262	ND	336	42.7	U
11100-14-4	Aroclor 1268	ND	336	34.8	U
1336-36-3	PCBs, Total	2260	336	29.8	

Results Summary
Form 1
Polychlorinated Biphenyls by GC

Client	: Barton & Loguidice, P.C	Lab Number	: L1917200
Project Name	: AMPHENOL-SUB SLAB SOIL	Project Number	: 1153.010.001
Lab ID	: L1917200-03D	Date Collected	: 04/25/19 09:16
Client ID	: B1-SS3 0-6"	Date Received	: 04/25/19
Sample Location	: SIDNEY, NY	Date Analyzed	: 04/28/19 21:06
Sample Matrix	: SOIL	Date Extracted	: 04/26/19
Analytical Method	: 1,8082A	Dilution Factor	: 5
Lab File ID	: 12190428a-24	Analyst	: WR
Sample Amount	: 15.81 g	Instrument ID	: PEST12
Extraction Method	: EPA 3540C	GC Column	: CLP-Pesticide
Extract Volume	: 5000 uL	%Solids	: 94
GPC Cleanup	: N	Injection Volume	: 1 uL
Sulfur Cleanup	: Y		

		ug/Kg			
CAS NO.	Parameter	Results	RL	MDL	Qualifier
12674-11-2	Aroclor 1016	ND	168	15.0	U
11104-28-2	Aroclor 1221	ND	168	16.9	U
11141-16-5	Aroclor 1232	ND	168	35.7	U
53469-21-9	Aroclor 1242	ND	168	22.7	U
12672-29-6	Aroclor 1248	2310	168	25.3	
11097-69-1	Aroclor 1254	ND	168	18.4	U
11096-82-5	Aroclor 1260	ND	168	31.1	U
37324-23-5	Aroclor 1262	ND	168	21.4	U
11100-14-4	Aroclor 1268	ND	168	17.4	U
1336-36-3	PCBs, Total	2310	168	15.0	

Results Summary
Form 1
Polychlorinated Biphenyls by GC

Client	: Barton & Loguidice, P.C	Lab Number	: L1917200
Project Name	: AMPHENOL-SUB SLAB SOIL	Project Number	: 1153.010.001
Lab ID	: L1917200-04D	Date Collected	: 04/25/19 09:37
Client ID	: B1-SS4 0-6"	Date Received	: 04/25/19
Sample Location	: SIDNEY, NY	Date Analyzed	: 04/28/19 21:18
Sample Matrix	: SOIL	Date Extracted	: 04/26/19
Analytical Method	: 1,8082A	Dilution Factor	: 5
Lab File ID	: 12190428a-25	Analyst	: WR
Sample Amount	: 15.52 g	Instrument ID	: PEST12
Extraction Method	: EPA 3540C	GC Column	: CLP-Pesticide
Extract Volume	: 5000 uL	%Solids	: 95
GPC Cleanup	: N	Injection Volume	: 1 uL
Sulfur Cleanup	: Y		

		ug/Kg			
CAS NO.	Parameter	Results	RL	MDL	Qualifier
12674-11-2	Aroclor 1016	ND	169	15.0	U
11104-28-2	Aroclor 1221	ND	169	17.0	U
11141-16-5	Aroclor 1232	ND	169	35.9	U
53469-21-9	Aroclor 1242	ND	169	22.8	U
12672-29-6	Aroclor 1248	2130	169	25.4	
11097-69-1	Aroclor 1254	ND	169	18.5	U
11096-82-5	Aroclor 1260	ND	169	31.3	U
37324-23-5	Aroclor 1262	ND	169	21.5	U
11100-14-4	Aroclor 1268	ND	169	17.5	U
1336-36-3	PCBs, Total	2130	169	15.0	

Results Summary
Form 1
Polychlorinated Biphenyls by GC

Client	: Barton & Loguidice, P.C	Lab Number	: L1917200
Project Name	: AMPHENOL-SUB SLAB SOIL	Project Number	: 1153.010.001
Lab ID	: L1917200-05D	Date Collected	: 04/25/19 09:23
Client ID	: B1-SS5 0-6"	Date Received	: 04/25/19
Sample Location	: SIDNEY, NY	Date Analyzed	: 04/28/19 20:05
Sample Matrix	: SOIL	Date Extracted	: 04/26/19
Analytical Method	: 1,8082A	Dilution Factor	: 10
Lab File ID	: 12190428a-21	Analyst	: WR
Sample Amount	: 15.31 g	Instrument ID	: PEST12
Extraction Method	: EPA 3540C	GC Column	: CLP-Pesticide
Extract Volume	: 5000 uL	%Solids	: 94
GPC Cleanup	: N	Injection Volume	: 1 uL
Sulfur Cleanup	: Y		

		ug/Kg			
CAS NO.	Parameter	Results	RL	MDL	Qualifier
12674-11-2	Aroclor 1016	ND	347	30.8	U
11104-28-2	Aroclor 1221	ND	347	34.8	U
11141-16-5	Aroclor 1232	ND	347	73.6	U
53469-21-9	Aroclor 1242	ND	347	46.8	U
12672-29-6	Aroclor 1248	3200	347	52.1	
11097-69-1	Aroclor 1254	1200	347	38.0	
37324-23-5	Aroclor 1262	ND	347	44.1	U
11100-14-4	Aroclor 1268	ND	347	36.0	U

Results Summary
Form 1
Polychlorinated Biphenyls by GC

Client	: Barton & Loguidice, P.C	Lab Number	: L1917200
Project Name	: AMPHENOL-SUB SLAB SOIL	Project Number	: 1153.010.001
Lab ID	: L1917200-05D	Date Collected	: 04/25/19 09:23
Client ID	: B1-SS5 0-6"	Date Received	: 04/25/19
Sample Location	: SIDNEY, NY	Date Analyzed	: 04/28/19 20:05
Sample Matrix	: SOIL	Date Extracted	: 04/26/19
Analytical Method	: 1,8082A	Dilution Factor	: 10
Lab File ID	: 12190428a-21	Analyst	: WR
Sample Amount	: 15.31 g	Instrument ID	: PEST12
Extraction Method	: EPA 3540C	GC Column	: CLP-PesticideII
Extract Volume	: 5000 uL	%Solids	: 94
GPC Cleanup	: N	Injection Volume	: 1 uL
Sulfur Cleanup	: Y		

		ug/Kg			
CAS NO.	Parameter	Results	RL	MDL	Qualifier
11096-82-5	Aroclor 1260	253	347	64.2	J
1336-36-3	PCBs, Total	4650	347	30.8	J

Results Summary
Form 1
Polychlorinated Biphenyls by GC

Client	: Barton & Loguidice, P.C	Lab Number	: L1917200
Project Name	: AMPHENOL-SUB SLAB SOIL	Project Number	: 1153.010.001
Lab ID	: L1917200-06	Date Collected	: 04/25/19 09:43
Client ID	: B1-SS6 0-6"	Date Received	: 04/25/19
Sample Location	: SIDNEY, NY	Date Analyzed	: 04/28/19 16:53
Sample Matrix	: SOIL	Date Extracted	: 04/26/19
Analytical Method	: 1,8082A	Dilution Factor	: 1
Lab File ID	: 12190428a-08	Analyst	: WR
Sample Amount	: 15.37 g	Instrument ID	: PEST12
Extraction Method	: EPA 3540C	GC Column	: CLP-Pesticide
Extract Volume	: 5000 uL	%Solids	: 95
GPC Cleanup	: N	Injection Volume	: 1 uL
Sulfur Cleanup	: Y		

		ug/Kg			
CAS NO.	Parameter	Results	RL	MDL	Qualifier
12674-11-2	Aroclor 1016	ND	34.4	3.06	U
11104-28-2	Aroclor 1221	ND	34.4	3.45	U
11141-16-5	Aroclor 1232	ND	34.4	7.30	U
53469-21-9	Aroclor 1242	ND	34.4	4.64	U
12672-29-6	Aroclor 1248	372	34.4	5.16	
11097-69-1	Aroclor 1254	ND	34.4	3.77	U
11096-82-5	Aroclor 1260	ND	34.4	6.36	U
37324-23-5	Aroclor 1262	ND	34.4	4.37	U
11100-14-4	Aroclor 1268	ND	34.4	3.57	U
1336-36-3	PCBs, Total	372	34.4	3.06	

Results Summary
Form 1
Polychlorinated Biphenyls by GC

Client	: Barton & Loguidice, P.C	Lab Number	: L1917200
Project Name	: AMPHENOL-SUB SLAB SOIL	Project Number	: 1153.010.001
Lab ID	: L1917200-07D	Date Collected	: 04/25/19 09:51
Client ID	: B1-SS7 0-6"	Date Received	: 04/25/19
Sample Location	: SIDNEY, NY	Date Analyzed	: 04/28/19 19:53
Sample Matrix	: SOIL	Date Extracted	: 04/26/19
Analytical Method	: 1,8082A	Dilution Factor	: 20
Lab File ID	: 12190428a-20	Analyst	: WR
Sample Amount	: 15.29 g	Instrument ID	: PEST12
Extraction Method	: EPA 3540C	GC Column	: CLP-Pesticide
Extract Volume	: 5000 uL	%Solids	: 93
GPC Cleanup	: N	Injection Volume	: 1 uL
Sulfur Cleanup	: Y		

		ug/Kg			
CAS NO.	Parameter	Results	RL	MDL	Qualifier
12674-11-2	Aroclor 1016	ND	706	62.6	U
11104-28-2	Aroclor 1221	ND	706	70.7	U
11141-16-5	Aroclor 1232	ND	706	150.	U
53469-21-9	Aroclor 1242	ND	706	95.1	U
12672-29-6	Aroclor 1248	8420	706	106.	
11097-69-1	Aroclor 1254	ND	706	77.2	U
11096-82-5	Aroclor 1260	ND	706	130.	U
37324-23-5	Aroclor 1262	ND	706	89.6	U
11100-14-4	Aroclor 1268	ND	706	73.1	U
1336-36-3	PCBs, Total	8420	706	62.6	

Results Summary
Form 1
Polychlorinated Biphenyls by GC

Client	: Barton & Loguidice, P.C	Lab Number	: L1917200
Project Name	: AMPHENOL-SUB SLAB SOIL	Project Number	: 1153.010.001
Lab ID	: L1917200-08D	Date Collected	: 04/25/19 09:56
Client ID	: B1-SS8 0-6"	Date Received	: 04/25/19
Sample Location	: SIDNEY, NY	Date Analyzed	: 04/28/19 22:05
Sample Matrix	: SOIL	Date Extracted	: 04/26/19
Analytical Method	: 1,8082A	Dilution Factor	: 10
Lab File ID	: P7190428a-23	Analyst	: WR
Sample Amount	: 15.39 g	Instrument ID	: PEST7
Extraction Method	: EPA 3540C	GC Column	: CLP-Pesticide
Extract Volume	: 5000 uL	%Solids	: 93
GPC Cleanup	: N	Injection Volume	: 1 uL
Sulfur Cleanup	: Y		

		ug/Kg			
CAS NO.	Parameter	Results	RL	MDL	Qualifier
12674-11-2	Aroclor 1016	ND	351	31.2	U
11104-28-2	Aroclor 1221	ND	351	35.2	U
11141-16-5	Aroclor 1232	ND	351	74.5	U
53469-21-9	Aroclor 1242	ND	351	47.3	U
11097-69-1	Aroclor 1254	ND	351	38.4	U
11096-82-5	Aroclor 1260	ND	351	64.9	U
37324-23-5	Aroclor 1262	ND	351	44.6	U
11100-14-4	Aroclor 1268	ND	351	36.4	U

Results Summary
Form 1
Polychlorinated Biphenyls by GC

Client	: Barton & Loguidice, P.C	Lab Number	: L1917200
Project Name	: AMPHENOL-SUB SLAB SOIL	Project Number	: 1153.010.001
Lab ID	: L1917200-08D	Date Collected	: 04/25/19 09:56
Client ID	: B1-SS8 0-6"	Date Received	: 04/25/19
Sample Location	: SIDNEY, NY	Date Analyzed	: 04/28/19 22:05
Sample Matrix	: SOIL	Date Extracted	: 04/26/19
Analytical Method	: 1,8082A	Dilution Factor	: 10
Lab File ID	: P7190428a-23	Analyst	: WR
Sample Amount	: 15.39 g	Instrument ID	: PEST7
Extraction Method	: EPA 3540C	GC Column	: CLP-PesticideII
Extract Volume	: 5000 uL	%Solids	: 93
GPC Cleanup	: N	Injection Volume	: 1 uL
Sulfur Cleanup	: Y		

		ug/Kg			
CAS NO.	Parameter	Results	RL	MDL	Qualifier
12672-29-6	Aroclor 1248	2150	351	52.7	
1336-36-3	PCBs, Total	2150	351	31.2	

Results Summary
Form 1
Polychlorinated Biphenyls by GC

Client	: Barton & Loguidice, P.C	Lab Number	: L1917200
Project Name	: AMPHENOL-SUB SLAB SOIL	Project Number	: 1153.010.001
Lab ID	: L1917200-09	Date Collected	: 04/25/19 10:45
Client ID	: B5-SS1 0-6"	Date Received	: 04/25/19
Sample Location	: SIDNEY, NY	Date Analyzed	: 04/28/19 17:18
Sample Matrix	: SOIL	Date Extracted	: 04/26/19
Analytical Method	: 1,8082A	Dilution Factor	: 1
Lab File ID	: 12190428a-10	Analyst	: WR
Sample Amount	: 15.41 g	Instrument ID	: PEST12
Extraction Method	: EPA 3540C	GC Column	: CLP-Pesticide
Extract Volume	: 5000 uL	%Solids	: 88
GPC Cleanup	: N	Injection Volume	: 1 uL
Sulfur Cleanup	: Y		

		ug/Kg			
CAS NO.	Parameter	Results	RL	MDL	Qualifier
12674-11-2	Aroclor 1016	ND	37.1	3.29	U
11104-28-2	Aroclor 1221	ND	37.1	3.72	U
11141-16-5	Aroclor 1232	ND	37.1	7.86	U
53469-21-9	Aroclor 1242	ND	37.1	5.00	U
12672-29-6	Aroclor 1248	423	37.1	5.56	
11097-69-1	Aroclor 1254	ND	37.1	4.06	U
11096-82-5	Aroclor 1260	ND	37.1	6.85	U
37324-23-5	Aroclor 1262	ND	37.1	4.71	U
11100-14-4	Aroclor 1268	ND	37.1	3.84	U
1336-36-3	PCBs, Total	423	37.1	3.29	

Results Summary
Form 1
Polychlorinated Biphenyls by GC

Client	: Barton & Loguidice, P.C	Lab Number	: L1917200
Project Name	: AMPHENOL-SUB SLAB SOIL	Project Number	: 1153.010.001
Lab ID	: L1917200-10D	Date Collected	: 04/25/19 10:50
Client ID	: B5-SS2 0-6"	Date Received	: 04/25/19
Sample Location	: SIDNEY, NY	Date Analyzed	: 04/29/19 15:33
Sample Matrix	: SOIL	Date Extracted	: 04/26/19
Analytical Method	: 1,8082A	Dilution Factor	: 20
Lab File ID	: P7190429a-07	Analyst	: WR
Sample Amount	: 15.49 g	Instrument ID	: PEST7
Extraction Method	: EPA 3540C	GC Column	: CLP-Pesticide
Extract Volume	: 5000 uL	%Solids	: 95
GPC Cleanup	: N	Injection Volume	: 1 uL
Sulfur Cleanup	: Y		

		ug/Kg			
CAS NO.	Parameter	Results	RL	MDL	Qualifier
12674-11-2	Aroclor 1016	ND	677	60.2	U
11104-28-2	Aroclor 1221	ND	677	67.9	U
11141-16-5	Aroclor 1232	ND	677	144.	U
53469-21-9	Aroclor 1242	ND	677	91.3	U
11097-69-1	Aroclor 1254	ND	677	74.1	U
11096-82-5	Aroclor 1260	ND	677	125.	U
37324-23-5	Aroclor 1262	ND	677	86.0	U
11100-14-4	Aroclor 1268	ND	677	70.2	U

Results Summary
Form 1
Polychlorinated Biphenyls by GC

Client	: Barton & Loguidice, P.C	Lab Number	: L1917200
Project Name	: AMPHENOL-SUB SLAB SOIL	Project Number	: 1153.010.001
Lab ID	: L1917200-10D	Date Collected	: 04/25/19 10:50
Client ID	: B5-SS2 0-6"	Date Received	: 04/25/19
Sample Location	: SIDNEY, NY	Date Analyzed	: 04/29/19 15:33
Sample Matrix	: SOIL	Date Extracted	: 04/26/19
Analytical Method	: 1,8082A	Dilution Factor	: 20
Lab File ID	: P7190429a-07	Analyst	: WR
Sample Amount	: 15.49 g	Instrument ID	: PEST7
Extraction Method	: EPA 3540C	GC Column	: CLP-PesticideII
Extract Volume	: 5000 uL	%Solids	: 95
GPC Cleanup	: N	Injection Volume	: 1 uL
Sulfur Cleanup	: Y		

		ug/Kg			
CAS NO.	Parameter	Results	RL	MDL	Qualifier
12672-29-6	Aroclor 1248	1360	677	102.	
1336-36-3	PCBs, Total	1360	677	60.2	

Results Summary
Form 1
Polychlorinated Biphenyls by GC

Client	: Barton & Loguidice, P.C	Lab Number	: L1917200
Project Name	: AMPHENOL-SUB SLAB SOIL	Project Number	: 1153.010.001
Lab ID	: L1917200-11	Date Collected	: 04/25/19 10:56
Client ID	: B5-SS3 0-6"	Date Received	: 04/25/19
Sample Location	: SIDNEY, NY	Date Analyzed	: 04/28/19 17:30
Sample Matrix	: SOIL	Date Extracted	: 04/26/19
Analytical Method	: 1,8082A	Dilution Factor	: 1
Lab File ID	: 12190428a-11	Analyst	: WR
Sample Amount	: 15.87 g	Instrument ID	: PEST12
Extraction Method	: EPA 3540C	GC Column	: CLP-Pesticide
Extract Volume	: 5000 uL	%Solids	: 93
GPC Cleanup	: N	Injection Volume	: 1 uL
Sulfur Cleanup	: Y		

		ug/Kg			
CAS NO.	Parameter	Results	RL	MDL	Qualifier
12674-11-2	Aroclor 1016	ND	33.9	3.01	U
11104-28-2	Aroclor 1221	ND	33.9	3.39	U
11141-16-5	Aroclor 1232	ND	33.9	7.18	U
53469-21-9	Aroclor 1242	ND	33.9	4.57	U
12672-29-6	Aroclor 1248	14.8	33.9	5.08	J
11097-69-1	Aroclor 1254	ND	33.9	3.71	U
11096-82-5	Aroclor 1260	ND	33.9	6.26	U
37324-23-5	Aroclor 1262	ND	33.9	4.30	U
11100-14-4	Aroclor 1268	ND	33.9	3.51	U
1336-36-3	PCBs, Total	14.8	33.9	3.01	J

Results Summary
Form 1
Polychlorinated Biphenyls by GC

Client	: Barton & Loguidice, P.C	Lab Number	: L1917200
Project Name	: AMPHENOL-SUB SLAB SOIL	Project Number	: 1153.010.001
Lab ID	: L1917200-12D	Date Collected	: 04/25/19 11:05
Client ID	: B5-SS4 0-6"	Date Received	: 04/25/19
Sample Location	: SIDNEY, NY	Date Analyzed	: 04/28/19 19:01
Sample Matrix	: SOIL	Date Extracted	: 04/26/19
Analytical Method	: 1,8082A	Dilution Factor	: 40000
Lab File ID	: P7190428a-12	Analyst	: WR
Sample Amount	: 15.57 g	Instrument ID	: PEST7
Extraction Method	: EPA 3540C	GC Column	: CLP-Pesticide
Extract Volume	: 5000 uL	%Solids	: 94
GPC Cleanup	: N	Injection Volume	: 1 uL
Sulfur Cleanup	: Y		

		ug/Kg			
CAS NO.	Parameter	Results	RL	MDL	Qualifier
12674-11-2	Aroclor 1016	ND	1360000	121000	U
11104-28-2	Aroclor 1221	ND	1360000	137000	U
11141-16-5	Aroclor 1232	ND	1360000	289000	U
53469-21-9	Aroclor 1242	ND	1360000	184000	U
12672-29-6	Aroclor 1248	7250000	1360000	204000	
11097-69-1	Aroclor 1254	ND	1360000	149000	U
11096-82-5	Aroclor 1260	ND	1360000	252000	U
37324-23-5	Aroclor 1262	ND	1360000	173000	U
11100-14-4	Aroclor 1268	ND	1360000	141000	U
1336-36-3	PCBs, Total	7250000	1360000	121000	

Results Summary
Form 1
Polychlorinated Biphenyls by GC

Client	: Barton & Loguidice, P.C	Lab Number	: L1917200
Project Name	: AMPHENOL-SUB SLAB SOIL	Project Number	: 1153.010.001
Lab ID	: L1917200-13D	Date Collected	: 04/25/19 11:09
Client ID	: B5-SS5 0-6"	Date Received	: 04/25/19
Sample Location	: SIDNEY, NY	Date Analyzed	: 04/28/19 19:14
Sample Matrix	: SOIL	Date Extracted	: 04/26/19
Analytical Method	: 1,8082A	Dilution Factor	: 40000
Lab File ID	: P7190428a-13	Analyst	: WR
Sample Amount	: 15.79 g	Instrument ID	: PEST7
Extraction Method	: EPA 3540C	GC Column	: CLP-Pesticide
Extract Volume	: 5000 uL	%Solids	: 90
GPC Cleanup	: N	Injection Volume	: 1 uL
Sulfur Cleanup	: Y		

		ug/Kg			
CAS NO.	Parameter	Results	RL	MDL	Qualifier
12674-11-2	Aroclor 1016	ND	1400000	125000	U
11104-28-2	Aroclor 1221	ND	1400000	141000	U
11141-16-5	Aroclor 1232	ND	1400000	298000	U
53469-21-9	Aroclor 1242	ND	1400000	190000	U
11097-69-1	Aroclor 1254	ND	1400000	154000	U
11096-82-5	Aroclor 1260	ND	1400000	260000	U
37324-23-5	Aroclor 1262	ND	1400000	178000	U
11100-14-4	Aroclor 1268	ND	1400000	146000	U

Results Summary
Form 1
Polychlorinated Biphenyls by GC

Client	: Barton & Loguidice, P.C	Lab Number	: L1917200
Project Name	: AMPHENOL-SUB SLAB SOIL	Project Number	: 1153.010.001
Lab ID	: L1917200-13D	Date Collected	: 04/25/19 11:09
Client ID	: B5-SS5 0-6"	Date Received	: 04/25/19
Sample Location	: SIDNEY, NY	Date Analyzed	: 04/28/19 19:14
Sample Matrix	: SOIL	Date Extracted	: 04/26/19
Analytical Method	: 1,8082A	Dilution Factor	: 40000
Lab File ID	: P7190428a-13	Analyst	: WR
Sample Amount	: 15.79 g	Instrument ID	: PEST7
Extraction Method	: EPA 3540C	GC Column	: CLP-PesticideII
Extract Volume	: 5000 uL	%Solids	: 90
GPC Cleanup	: N	Injection Volume	: 1 uL
Sulfur Cleanup	: Y		

		ug/Kg			
CAS NO.	Parameter	Results	RL	MDL	Qualifier
12672-29-6	Aroclor 1248	16000000	1400000	211000	
1336-36-3	PCBs, Total	16000000	1400000	125000	

Results Summary
Form 1
Polychlorinated Biphenyls by GC

Client	: Barton & Loguidice, P.C	Lab Number	: L1917200
Project Name	: AMPHENOL-SUB SLAB SOIL	Project Number	: 1153.010.001
Lab ID	: L1917200-14D	Date Collected	: 04/25/19 11:15
Client ID	: B5-SS6 0-6"	Date Received	: 04/25/19
Sample Location	: SIDNEY, NY	Date Analyzed	: 04/28/19 16:32
Sample Matrix	: SOIL	Date Extracted	: 04/26/19
Analytical Method	: 1,8082A	Dilution Factor	: 50000
Lab File ID	: P7190428a-08	Analyst	: WR
Sample Amount	: 15.31 g	Instrument ID	: PEST7
Extraction Method	: EPA 3540C	GC Column	: CLP-Pesticide
Extract Volume	: 5000 uL	%Solids	: 93
GPC Cleanup	: N	Injection Volume	: 1 uL
Sulfur Cleanup	: Y		

		ug/Kg			
CAS NO.	Parameter	Results	RL	MDL	Qualifier
12674-11-2	Aroclor 1016	ND	1750000	155000	U
11104-28-2	Aroclor 1221	ND	1750000	175000	U
11141-16-5	Aroclor 1232	ND	1750000	371000	U
53469-21-9	Aroclor 1242	ND	1750000	236000	U
11097-69-1	Aroclor 1254	ND	1750000	191000	U
11096-82-5	Aroclor 1260	ND	1750000	323000	U
37324-23-5	Aroclor 1262	ND	1750000	222000	U
11100-14-4	Aroclor 1268	ND	1750000	181000	U

Results Summary
Form 1
Polychlorinated Biphenyls by GC

Client	: Barton & Loguidice, P.C	Lab Number	: L1917200
Project Name	: AMPHENOL-SUB SLAB SOIL	Project Number	: 1153.010.001
Lab ID	: L1917200-14D	Date Collected	: 04/25/19 11:15
Client ID	: B5-SS6 0-6"	Date Received	: 04/25/19
Sample Location	: SIDNEY, NY	Date Analyzed	: 04/28/19 16:32
Sample Matrix	: SOIL	Date Extracted	: 04/26/19
Analytical Method	: 1,8082A	Dilution Factor	: 50000
Lab File ID	: P7190428a-08	Analyst	: WR
Sample Amount	: 15.31 g	Instrument ID	: PEST7
Extraction Method	: EPA 3540C	GC Column	: CLP-PesticideII
Extract Volume	: 5000 uL	%Solids	: 93
GPC Cleanup	: N	Injection Volume	: 1 uL
Sulfur Cleanup	: Y		

		ug/Kg			
CAS NO.	Parameter	Results	RL	MDL	Qualifier
12672-29-6	Aroclor 1248	10700000	1750000	262000	
1336-36-3	PCBs, Total	10700000	1750000	155000	

Results Summary
Form 1
Polychlorinated Biphenyls by GC

Client	: Barton & Loguidice, P.C	Lab Number	: L1917200
Project Name	: AMPHENOL-SUB SLAB SOIL	Project Number	: 1153.010.001
Lab ID	: L1917200-15D	Date Collected	: 04/25/19 11:26
Client ID	: B5-SS7 0-6"	Date Received	: 04/25/19
Sample Location	: SIDNEY, NY	Date Analyzed	: 04/28/19 21:31
Sample Matrix	: SOIL	Date Extracted	: 04/26/19
Analytical Method	: 1,8082A	Dilution Factor	: 10000
Lab File ID	: 12190428a-26	Analyst	: WR
Sample Amount	: 15.54 g	Instrument ID	: PEST12
Extraction Method	: EPA 3540C	GC Column	: CLP-Pesticide
Extract Volume	: 5000 uL	%Solids	: 92
GPC Cleanup	: N	Injection Volume	: 1 uL
Sulfur Cleanup	: Y		

		ug/Kg			
CAS NO.	Parameter	Results	RL	MDL	Qualifier
12674-11-2	Aroclor 1016	ND	350000	31100	U
11104-28-2	Aroclor 1221	ND	350000	35100	U
11141-16-5	Aroclor 1232	ND	350000	74300	U
53469-21-9	Aroclor 1242	ND	350000	47200	U
12672-29-6	Aroclor 1248	3340000	350000	52600	
11097-69-1	Aroclor 1254	ND	350000	38300	U
11096-82-5	Aroclor 1260	ND	350000	64800	U
37324-23-5	Aroclor 1262	ND	350000	44500	U
11100-14-4	Aroclor 1268	ND	350000	36300	U
1336-36-3	PCBs, Total	3340000	350000	31100	

Results Summary
Form 1
Polychlorinated Biphenyls by GC

Client	: Barton & Loguidice, P.C	Lab Number	: L1917200
Project Name	: AMPHENOL-SUB SLAB SOIL	Project Number	: 1153.010.001
Lab ID	: L1917200-16D	Date Collected	: 04/25/19 11:32
Client ID	: B5-SS8 0-6"	Date Received	: 04/25/19
Sample Location	: SIDNEY, NY	Date Analyzed	: 04/29/19 16:14
Sample Matrix	: SOIL	Date Extracted	: 04/26/19
Analytical Method	: 1,8082A	Dilution Factor	: 200
Lab File ID	: P7190429a-09	Analyst	: WR
Sample Amount	: 15.67 g	Instrument ID	: PEST7
Extraction Method	: EPA 3540C	GC Column	: CLP-Pesticide
Extract Volume	: 5000 uL	%Solids	: 82
GPC Cleanup	: N	Injection Volume	: 1 uL
Sulfur Cleanup	: Y		

		ug/Kg			
CAS NO.	Parameter	Results	RL	MDL	Qualifier
12674-11-2	Aroclor 1016	ND	7740	688.	U
11104-28-2	Aroclor 1221	ND	7740	776.	U
11141-16-5	Aroclor 1232	ND	7740	1640	U
53469-21-9	Aroclor 1242	ND	7740	1040	U
11097-69-1	Aroclor 1254	ND	7740	847.	U
11096-82-5	Aroclor 1260	ND	7740	1430	U
37324-23-5	Aroclor 1262	ND	7740	984.	U
11100-14-4	Aroclor 1268	ND	7740	802.	U

Results Summary
Form 1
Polychlorinated Biphenyls by GC

Client	: Barton & Loguidice, P.C	Lab Number	: L1917200
Project Name	: AMPHENOL-SUB SLAB SOIL	Project Number	: 1153.010.001
Lab ID	: L1917200-16D	Date Collected	: 04/25/19 11:32
Client ID	: B5-SS8 0-6"	Date Received	: 04/25/19
Sample Location	: SIDNEY, NY	Date Analyzed	: 04/29/19 16:14
Sample Matrix	: SOIL	Date Extracted	: 04/26/19
Analytical Method	: 1,8082A	Dilution Factor	: 200
Lab File ID	: P7190429a-09	Analyst	: WR
Sample Amount	: 15.67 g	Instrument ID	: PEST7
Extraction Method	: EPA 3540C	GC Column	: CLP-PesticideII
Extract Volume	: 5000 uL	%Solids	: 82
GPC Cleanup	: N	Injection Volume	: 1 uL
Sulfur Cleanup	: Y		

		ug/Kg			
CAS NO.	Parameter	Results	RL	MDL	Qualifier
12672-29-6	Aroclor 1248	60600	7740	1160	
1336-36-3	PCBs, Total	60600	7740	688.	

Results Summary
Form 1
Polychlorinated Biphenyls by GC

Client	: Barton & Loguidice, P.C	Lab Number	: L1917200
Project Name	: AMPHENOL-SUB SLAB SOIL	Project Number	: 1153.010.001
Lab ID	: L1917200-17D	Date Collected	: 04/25/19 11:39
Client ID	: B5-SS9 0-6"	Date Received	: 04/25/19
Sample Location	: SIDNEY, NY	Date Analyzed	: 04/28/19 20:30
Sample Matrix	: SOIL	Date Extracted	: 04/26/19
Analytical Method	: 1,8082A	Dilution Factor	: 10000
Lab File ID	: P7190428a-16	Analyst	: WR
Sample Amount	: 15.27 g	Instrument ID	: PEST7
Extraction Method	: EPA 3540C	GC Column	: CLP-Pesticide
Extract Volume	: 5000 uL	%Solids	: 92
GPC Cleanup	: N	Injection Volume	: 1 uL
Sulfur Cleanup	: Y		

		ug/Kg			
CAS NO.	Parameter	Results	RL	MDL	Qualifier
12674-11-2	Aroclor 1016	ND	356000	31600	U
11104-28-2	Aroclor 1221	ND	356000	35600	U
11141-16-5	Aroclor 1232	ND	356000	75400	U
53469-21-9	Aroclor 1242	ND	356000	47900	U
12672-29-6	Aroclor 1248	1460000	356000	53300	
11097-69-1	Aroclor 1254	ND	356000	38900	U
11096-82-5	Aroclor 1260	ND	356000	65700	U
37324-23-5	Aroclor 1262	ND	356000	45200	U
11100-14-4	Aroclor 1268	ND	356000	36800	U
1336-36-3	PCBs, Total	1460000	356000	31600	

Results Summary
Form 1
Polychlorinated Biphenyls by GC

Client	: Barton & Loguidice, P.C	Lab Number	: L1917200
Project Name	: AMPHENOL-SUB SLAB SOIL	Project Number	: 1153.010.001
Lab ID	: L1917200-18D	Date Collected	: 04/25/19 11:48
Client ID	: B5-SS10 0-6"	Date Received	: 04/25/19
Sample Location	: SIDNEY, NY	Date Analyzed	: 04/28/19 22:48
Sample Matrix	: SOIL	Date Extracted	: 04/26/19
Analytical Method	: 1,8082A	Dilution Factor	: 10
Lab File ID	: P7190428a-25	Analyst	: WR
Sample Amount	: 15.24 g	Instrument ID	: PEST7
Extraction Method	: EPA 3540C	GC Column	: CLP-Pesticide
Extract Volume	: 5000 uL	%Solids	: 91
GPC Cleanup	: N	Injection Volume	: 1 uL
Sulfur Cleanup	: Y		

		ug/Kg			
CAS NO.	Parameter	Results	RL	MDL	Qualifier
12674-11-2	Aroclor 1016	ND	361	32.1	U
11104-28-2	Aroclor 1221	ND	361	36.2	U
11141-16-5	Aroclor 1232	ND	361	76.6	U
53469-21-9	Aroclor 1242	ND	361	48.7	U
11097-69-1	Aroclor 1254	ND	361	39.5	U
11096-82-5	Aroclor 1260	ND	361	66.8	U
37324-23-5	Aroclor 1262	ND	361	45.9	U
11100-14-4	Aroclor 1268	ND	361	37.4	U

Results Summary
Form 1
Polychlorinated Biphenyls by GC

Client	: Barton & Loguidice, P.C	Lab Number	: L1917200
Project Name	: AMPHENOL-SUB SLAB SOIL	Project Number	: 1153.010.001
Lab ID	: L1917200-18D	Date Collected	: 04/25/19 11:48
Client ID	: B5-SS10 0-6"	Date Received	: 04/25/19
Sample Location	: SIDNEY, NY	Date Analyzed	: 04/28/19 22:48
Sample Matrix	: SOIL	Date Extracted	: 04/26/19
Analytical Method	: 1,8082A	Dilution Factor	: 10
Lab File ID	: P7190428a-25	Analyst	: WR
Sample Amount	: 15.24 g	Instrument ID	: PEST7
Extraction Method	: EPA 3540C	GC Column	: CLP-PesticideII
Extract Volume	: 5000 uL	%Solids	: 91
GPC Cleanup	: N	Injection Volume	: 1 uL
Sulfur Cleanup	: Y		

		ug/Kg			
CAS NO.	Parameter	Results	RL	MDL	Qualifier
12672-29-6	Aroclor 1248	3220	361	54.2	
1336-36-3	PCBs, Total	3220	361	32.1	

Results Summary
Form 1
Polychlorinated Biphenyls by GC

Client	: Barton & Loguidice, P.C	Lab Number	: L1917200
Project Name	: AMPHENOL-SUB SLAB SOIL	Project Number	: 1153.010.001
Lab ID	: L1917200-19D	Date Collected	: 04/25/19 11:56
Client ID	: B5-SS11 0-6"	Date Received	: 04/25/19
Sample Location	: SIDNEY, NY	Date Analyzed	: 04/28/19 23:14
Sample Matrix	: SOIL	Date Extracted	: 04/26/19
Analytical Method	: 1,8082A	Dilution Factor	: 20
Lab File ID	: P7190428a-27	Analyst	: WR
Sample Amount	: 15.16 g	Instrument ID	: PEST7
Extraction Method	: EPA 3540C	GC Column	: CLP-Pesticide
Extract Volume	: 5000 uL	%Solids	: 93
GPC Cleanup	: N	Injection Volume	: 1 uL
Sulfur Cleanup	: Y		

		ug/Kg			
CAS NO.	Parameter	Results	RL	MDL	Qualifier
12674-11-2	Aroclor 1016	ND	713	63.3	U
11104-28-2	Aroclor 1221	ND	713	71.4	U
11141-16-5	Aroclor 1232	ND	713	151.	U
53469-21-9	Aroclor 1242	ND	713	96.1	U
11097-69-1	Aroclor 1254	ND	713	78.0	U
11096-82-5	Aroclor 1260	ND	713	132.	U
37324-23-5	Aroclor 1262	ND	713	90.6	U
11100-14-4	Aroclor 1268	ND	713	73.9	U

Results Summary
Form 1
Polychlorinated Biphenyls by GC

Client	: Barton & Loguidice, P.C	Lab Number	: L1917200
Project Name	: AMPHENOL-SUB SLAB SOIL	Project Number	: 1153.010.001
Lab ID	: L1917200-19D	Date Collected	: 04/25/19 11:56
Client ID	: B5-SS11 0-6"	Date Received	: 04/25/19
Sample Location	: SIDNEY, NY	Date Analyzed	: 04/28/19 23:14
Sample Matrix	: SOIL	Date Extracted	: 04/26/19
Analytical Method	: 1,8082A	Dilution Factor	: 20
Lab File ID	: P7190428a-27	Analyst	: WR
Sample Amount	: 15.16 g	Instrument ID	: PEST7
Extraction Method	: EPA 3540C	GC Column	: CLP-PesticideII
Extract Volume	: 5000 uL	%Solids	: 93
GPC Cleanup	: N	Injection Volume	: 1 uL
Sulfur Cleanup	: Y		

		ug/Kg			
CAS NO.	Parameter	Results	RL	MDL	Qualifier
12672-29-6	Aroclor 1248	7000	713	107.	
1336-36-3	PCBs, Total	7000	713	63.3	

Results Summary
Form 1
Polychlorinated Biphenyls by GC

Client	: Barton & Loguidice, P.C	Lab Number	: L1917200
Project Name	: AMPHENOL-SUB SLAB SOIL	Project Number	: 1153.010.001
Lab ID	: L1917200-20D	Date Collected	: 04/25/19 12:02
Client ID	: B5-SS12 0-6"	Date Received	: 04/25/19
Sample Location	: SIDNEY, NY	Date Analyzed	: 04/28/19 23:01
Sample Matrix	: SOIL	Date Extracted	: 04/26/19
Analytical Method	: 1,8082A	Dilution Factor	: 10
Lab File ID	: P7190428a-26	Analyst	: WR
Sample Amount	: 15.52 g	Instrument ID	: PEST7
Extraction Method	: EPA 3540C	GC Column	: CLP-Pesticide
Extract Volume	: 5000 uL	%Solids	: 94
GPC Cleanup	: N	Injection Volume	: 1 uL
Sulfur Cleanup	: Y		

		ug/Kg			
CAS NO.	Parameter	Results	RL	MDL	Qualifier
12674-11-2	Aroclor 1016	ND	344	30.5	U
11104-28-2	Aroclor 1221	ND	344	34.4	U
11141-16-5	Aroclor 1232	ND	344	72.9	U
53469-21-9	Aroclor 1242	ND	344	46.3	U
11097-69-1	Aroclor 1254	ND	344	37.6	U
11096-82-5	Aroclor 1260	ND	344	63.5	U
37324-23-5	Aroclor 1262	ND	344	43.7	U
11100-14-4	Aroclor 1268	ND	344	35.6	U

Results Summary
Form 1
Polychlorinated Biphenyls by GC

Client	: Barton & Loguidice, P.C	Lab Number	: L1917200
Project Name	: AMPHENOL-SUB SLAB SOIL	Project Number	: 1153.010.001
Lab ID	: L1917200-20D	Date Collected	: 04/25/19 12:02
Client ID	: B5-SS12 0-6"	Date Received	: 04/25/19
Sample Location	: SIDNEY, NY	Date Analyzed	: 04/28/19 23:01
Sample Matrix	: SOIL	Date Extracted	: 04/26/19
Analytical Method	: 1,8082A	Dilution Factor	: 10
Lab File ID	: P7190428a-26	Analyst	: WR
Sample Amount	: 15.52 g	Instrument ID	: PEST7
Extraction Method	: EPA 3540C	GC Column	: CLP-PesticideII
Extract Volume	: 5000 uL	%Solids	: 94
GPC Cleanup	: N	Injection Volume	: 1 uL
Sulfur Cleanup	: Y		

		ug/Kg			
CAS NO.	Parameter	Results	RL	MDL	Qualifier
12672-29-6	Aroclor 1248	2860	344	51.6	
1336-36-3	PCBs, Total	2860	344	30.5	

Results Summary
Form 1
Polychlorinated Biphenyls by GC

Client	: Barton & Loguidice, P.C	Lab Number	: L1917200
Project Name	: AMPHENOL-SUB SLAB SOIL	Project Number	: 1153.010.001
Lab ID	: WG1230625-1	Date Collected	: NA
Client ID	: WG1230625-1BLANK	Date Received	: NA
Sample Location	:	Date Analyzed	: 04/28/19 18:32
Sample Matrix	: SOIL	Date Extracted	: 04/26/19
Analytical Method	: 1,8082A	Dilution Factor	: 1
Lab File ID	: 12190428a-16	Analyst	: WR
Sample Amount	: 15.92 g	Instrument ID	: PEST12
Extraction Method	: EPA 3540C	GC Column	: CLP-Pesticide
Extract Volume	: 5000 uL	%Solids	: NA
GPC Cleanup	: N	Injection Volume	: 1 uL
Sulfur Cleanup	: Y		

		ug/Kg			
CAS NO.	Parameter	Results	RL	MDL	Qualifier
12674-11-2	Aroclor 1016	ND	31.4	2.79	U
11104-28-2	Aroclor 1221	ND	31.4	3.15	U
11141-16-5	Aroclor 1232	ND	31.4	6.66	U
53469-21-9	Aroclor 1242	ND	31.4	4.23	U
12672-29-6	Aroclor 1248	ND	31.4	4.71	U
11097-69-1	Aroclor 1254	ND	31.4	3.44	U
11096-82-5	Aroclor 1260	ND	31.4	5.80	U
37324-23-5	Aroclor 1262	ND	31.4	3.99	U
11100-14-4	Aroclor 1268	ND	31.4	3.25	U
1336-36-3	PCBs, Total	ND	31.4	2.79	U

Wet Chemistry

Total Solids / Percent Moisture Analysis

Results

Form 1
WETCHEM

Client	: Barton & Loguidice, P.C	Lab Number	: L1917200
Project Name	: AMPHENOL-SUB SLAB SOIL	Project Number	: 1153.010.001
Lab ID	: L1917200-01	Date Collected	: 04/25/19 09:10
Client ID	: B1-SS1 0-6"	Date Received	: 04/25/19
Sample Location	: SIDNEY, NY	Date Analyzed	: 04/26/19 03:13
Sample Matrix	: SOIL	Dilution Factor	: 1
Analytical Method	: 121,2540G	Analyst	: YA
Lab File ID	: WG1230508.pdf	Instrument ID	: BALANCE#47
Sample Amount	:	%Solids	: 94
Digestion Method	:	Date Digested	:

		%			
CAS NO.	Parameter	Results	RL	MDL	Qualifier
NONE	Solids, Total	94.2	0.100	NA	

Form 1
WETCHEM

Client	: Barton & Loguidice, P.C	Lab Number	: L1917200
Project Name	: AMPHENOL-SUB SLAB SOIL	Project Number	: 1153.010.001
Lab ID	: L1917200-02	Date Collected	: 04/25/19 09:30
Client ID	: B1-SS2 0-6"	Date Received	: 04/25/19
Sample Location	: SIDNEY, NY	Date Analyzed	: 04/26/19 03:13
Sample Matrix	: SOIL	Dilution Factor	: 1
Analytical Method	: 121,2540G	Analyst	: YA
Lab File ID	: WG1230508.pdf	Instrument ID	: BALANCE#47
Sample Amount	:	%Solids	: 94
Digestion Method	:	Date Digested	:

		%			
CAS NO.	Parameter	Results	RL	MDL	Qualifier
NONE	Solids, Total	94.2	0.100	NA	

Form 1
WETCHEM

Client	: Barton & Loguidice, P.C	Lab Number	: L1917200
Project Name	: AMPHENOL-SUB SLAB SOIL	Project Number	: 1153.010.001
Lab ID	: L1917200-03	Date Collected	: 04/25/19 09:16
Client ID	: B1-SS3 0-6"	Date Received	: 04/25/19
Sample Location	: SIDNEY, NY	Date Analyzed	: 04/26/19 03:13
Sample Matrix	: SOIL	Dilution Factor	: 1
Analytical Method	: 121,2540G	Analyst	: YA
Lab File ID	: WG1230508.pdf	Instrument ID	: BALANCE#47
Sample Amount	:	%Solids	: 94
Digestion Method	:	Date Digested	:

		%			
CAS NO.	Parameter	Results	RL	MDL	Qualifier
NONE	Solids, Total	93.9	0.100	NA	

Form 1
WETCHEM

Client	: Barton & Loguidice, P.C	Lab Number	: L1917200
Project Name	: AMPHENOL-SUB SLAB SOIL	Project Number	: 1153.010.001
Lab ID	: L1917200-04	Date Collected	: 04/25/19 09:37
Client ID	: B1-SS4 0-6"	Date Received	: 04/25/19
Sample Location	: SIDNEY, NY	Date Analyzed	: 04/26/19 03:13
Sample Matrix	: SOIL	Dilution Factor	: 1
Analytical Method	: 121,2540G	Analyst	: YA
Lab File ID	: WG1230508.pdf	Instrument ID	: BALANCE#47
Sample Amount	:	%Solids	: 95
Digestion Method	:	Date Digested	:

		%			
CAS NO.	Parameter	Results	RL	MDL	Qualifier
NONE	Solids, Total	95.2	0.100	NA	

Form 1
WETCHEM

Client	: Barton & Loguidice, P.C	Lab Number	: L1917200
Project Name	: AMPHENOL-SUB SLAB SOIL	Project Number	: 1153.010.001
Lab ID	: L1917200-05	Date Collected	: 04/25/19 09:23
Client ID	: B1-SS5 0-6"	Date Received	: 04/25/19
Sample Location	: SIDNEY, NY	Date Analyzed	: 04/26/19 03:13
Sample Matrix	: SOIL	Dilution Factor	: 1
Analytical Method	: 121,2540G	Analyst	: YA
Lab File ID	: WG1230508.pdf	Instrument ID	: BALANCE#47
Sample Amount	:	%Solids	: 94
Digestion Method	:	Date Digested	:

		%			
CAS NO.	Parameter	Results	RL	MDL	Qualifier
NONE	Solids, Total	94.0	0.100	NA	

Form 1
WETCHEM

Client	: Barton & Loguidice, P.C	Lab Number	: L1917200
Project Name	: AMPHENOL-SUB SLAB SOIL	Project Number	: 1153.010.001
Lab ID	: L1917200-06	Date Collected	: 04/25/19 09:43
Client ID	: B1-SS6 0-6"	Date Received	: 04/25/19
Sample Location	: SIDNEY, NY	Date Analyzed	: 04/26/19 03:13
Sample Matrix	: SOIL	Dilution Factor	: 1
Analytical Method	: 121,2540G	Analyst	: YA
Lab File ID	: WG1230508.pdf	Instrument ID	: BALANCE#47
Sample Amount	:	%Solids	: 95
Digestion Method	:	Date Digested	:

		%			
CAS NO.	Parameter	Results	RL	MDL	Qualifier
NONE	Solids, Total	94.5	0.100	NA	

Form 1
WETCHEM

Client	: Barton & Loguidice, P.C	Lab Number	: L1917200
Project Name	: AMPHENOL-SUB SLAB SOIL	Project Number	: 1153.010.001
Lab ID	: L1917200-07	Date Collected	: 04/25/19 09:51
Client ID	: B1-SS7 0-6"	Date Received	: 04/25/19
Sample Location	: SIDNEY, NY	Date Analyzed	: 04/26/19 03:13
Sample Matrix	: SOIL	Dilution Factor	: 1
Analytical Method	: 121,2540G	Analyst	: YA
Lab File ID	: WG1230508.pdf	Instrument ID	: BALANCE#47
Sample Amount	:	%Solids	: 93
Digestion Method	:	Date Digested	:

		%			
CAS NO.	Parameter	Results	RL	MDL	Qualifier
NONE	Solids, Total	92.7	0.100	NA	

Form 1
WETCHEM

Client	: Barton & Loguidice, P.C	Lab Number	: L1917200
Project Name	: AMPHENOL-SUB SLAB SOIL	Project Number	: 1153.010.001
Lab ID	: L1917200-08	Date Collected	: 04/25/19 09:56
Client ID	: B1-SS8 0-6"	Date Received	: 04/25/19
Sample Location	: SIDNEY, NY	Date Analyzed	: 04/26/19 03:13
Sample Matrix	: SOIL	Dilution Factor	: 1
Analytical Method	: 121,2540G	Analyst	: YA
Lab File ID	: WG1230508.pdf	Instrument ID	: BALANCE#47
Sample Amount	:	%Solids	: 93
Digestion Method	:	Date Digested	:

		%			
CAS NO.	Parameter	Results	RL	MDL	Qualifier
NONE	Solids, Total	92.5	0.100	NA	

Form 1
WETCHEM

Client	: Barton & Loguidice, P.C	Lab Number	: L1917200
Project Name	: AMPHENOL-SUB SLAB SOIL	Project Number	: 1153.010.001
Lab ID	: L1917200-09	Date Collected	: 04/25/19 10:45
Client ID	: B5-SS1 0-6"	Date Received	: 04/25/19
Sample Location	: SIDNEY, NY	Date Analyzed	: 04/26/19 03:13
Sample Matrix	: SOIL	Dilution Factor	: 1
Analytical Method	: 121,2540G	Analyst	: YA
Lab File ID	: WG1230508.pdf	Instrument ID	: BALANCE#47
Sample Amount	:	%Solids	: 88
Digestion Method	:	Date Digested	:

		%			
CAS NO.	Parameter	Results	RL	MDL	Qualifier
NONE	Solids, Total	87.5	0.100	NA	

Form 1
WETCHEM

Client	: Barton & Loguidice, P.C	Lab Number	: L1917200
Project Name	: AMPHENOL-SUB SLAB SOIL	Project Number	: 1153.010.001
Lab ID	: L1917200-10	Date Collected	: 04/25/19 10:50
Client ID	: B5-SS2 0-6"	Date Received	: 04/25/19
Sample Location	: SIDNEY, NY	Date Analyzed	: 04/26/19 03:13
Sample Matrix	: SOIL	Dilution Factor	: 1
Analytical Method	: 121,2540G	Analyst	: YA
Lab File ID	: WG1230508.pdf	Instrument ID	: BALANCE#47
Sample Amount	:	%Solids	: 95
Digestion Method	:	Date Digested	:

		%			
CAS NO.	Parameter	Results	RL	MDL	Qualifier
NONE	Solids, Total	95.3	0.100	NA	

Form 1
WETCHEM

Client	: Barton & Loguidice, P.C	Lab Number	: L1917200
Project Name	: AMPHENOL-SUB SLAB SOIL	Project Number	: 1153.010.001
Lab ID	: L1917200-11	Date Collected	: 04/25/19 10:56
Client ID	: B5-SS3 0-6"	Date Received	: 04/25/19
Sample Location	: SIDNEY, NY	Date Analyzed	: 04/26/19 03:13
Sample Matrix	: SOIL	Dilution Factor	: 1
Analytical Method	: 121,2540G	Analyst	: YA
Lab File ID	: WG1230508.pdf	Instrument ID	: BALANCE#47
Sample Amount	:	%Solids	: 93
Digestion Method	:	Date Digested	:

		%			
CAS NO.	Parameter	Results	RL	MDL	Qualifier
NONE	Solids, Total	93.0	0.100	NA	

Form 1
WETCHEM

Client	: Barton & Loguidice, P.C	Lab Number	: L1917200
Project Name	: AMPHENOL-SUB SLAB SOIL	Project Number	: 1153.010.001
Lab ID	: L1917200-12	Date Collected	: 04/25/19 11:05
Client ID	: B5-SS4 0-6"	Date Received	: 04/25/19
Sample Location	: SIDNEY, NY	Date Analyzed	: 04/26/19 03:13
Sample Matrix	: SOIL	Dilution Factor	: 1
Analytical Method	: 121,2540G	Analyst	: YA
Lab File ID	: WG1230508.pdf	Instrument ID	: BALANCE#47
Sample Amount	:	%Solids	: 94
Digestion Method	:	Date Digested	:

		%			
CAS NO.	Parameter	Results	RL	MDL	Qualifier
NONE	Solids, Total	94.2	0.100	NA	

Form 1
WETCHEM

Client	: Barton & Loguidice, P.C	Lab Number	: L1917200
Project Name	: AMPHENOL-SUB SLAB SOIL	Project Number	: 1153.010.001
Lab ID	: L1917200-13	Date Collected	: 04/25/19 11:09
Client ID	: B5-SS5 0-6"	Date Received	: 04/25/19
Sample Location	: SIDNEY, NY	Date Analyzed	: 04/26/19 03:13
Sample Matrix	: SOIL	Dilution Factor	: 1
Analytical Method	: 121,2540G	Analyst	: YA
Lab File ID	: WG1230508.pdf	Instrument ID	: BALANCE#47
Sample Amount	:	%Solids	: 90
Digestion Method	:	Date Digested	:

		%			
CAS NO.	Parameter	Results	RL	MDL	Qualifier
NONE	Solids, Total	90.1	0.100	NA	

Form 1
WETCHEM

Client	: Barton & Loguidice, P.C	Lab Number	: L1917200
Project Name	: AMPHENOL-SUB SLAB SOIL	Project Number	: 1153.010.001
Lab ID	: L1917200-14	Date Collected	: 04/25/19 11:15
Client ID	: B5-SS6 0-6"	Date Received	: 04/25/19
Sample Location	: SIDNEY, NY	Date Analyzed	: 04/26/19 03:13
Sample Matrix	: SOIL	Dilution Factor	: 1
Analytical Method	: 121,2540G	Analyst	: YA
Lab File ID	: WG1230508.pdf	Instrument ID	: BALANCE#47
Sample Amount	:	%Solids	: 93
Digestion Method	:	Date Digested	:

		%			
CAS NO.	Parameter	Results	RL	MDL	Qualifier
NONE	Solids, Total	93.4	0.100	NA	

Form 1
WETCHEM

Client	: Barton & Loguidice, P.C	Lab Number	: L1917200
Project Name	: AMPHENOL-SUB SLAB SOIL	Project Number	: 1153.010.001
Lab ID	: L1917200-15	Date Collected	: 04/25/19 11:26
Client ID	: B5-SS7 0-6"	Date Received	: 04/25/19
Sample Location	: SIDNEY, NY	Date Analyzed	: 04/26/19 03:13
Sample Matrix	: SOIL	Dilution Factor	: 1
Analytical Method	: 121,2540G	Analyst	: YA
Lab File ID	: WG1230508.pdf	Instrument ID	: BALANCE#47
Sample Amount	:	%Solids	: 92
Digestion Method	:	Date Digested	:

		%			
CAS NO.	Parameter	Results	RL	MDL	Qualifier
NONE	Solids, Total	91.8	0.100	NA	

Form 1
WETCHEM

Client	: Barton & Loguidice, P.C	Lab Number	: L1917200
Project Name	: AMPHENOL-SUB SLAB SOIL	Project Number	: 1153.010.001
Lab ID	: L1917200-16	Date Collected	: 04/25/19 11:32
Client ID	: B5-SS8 0-6"	Date Received	: 04/25/19
Sample Location	: SIDNEY, NY	Date Analyzed	: 04/26/19 03:13
Sample Matrix	: SOIL	Dilution Factor	: 1
Analytical Method	: 121,2540G	Analyst	: YA
Lab File ID	: WG1230508.pdf	Instrument ID	: BALANCE#47
Sample Amount	:	%Solids	: 82
Digestion Method	:	Date Digested	:

		%			
CAS NO.	Parameter	Results	RL	MDL	Qualifier
NONE	Solids, Total	82.4	0.100	NA	

Form 1
WETCHEM

Client	: Barton & Loguidice, P.C	Lab Number	: L1917200
Project Name	: AMPHENOL-SUB SLAB SOIL	Project Number	: 1153.010.001
Lab ID	: L1917200-17	Date Collected	: 04/25/19 11:39
Client ID	: B5-SS9 0-6"	Date Received	: 04/25/19
Sample Location	: SIDNEY, NY	Date Analyzed	: 04/26/19 03:13
Sample Matrix	: SOIL	Dilution Factor	: 1
Analytical Method	: 121,2540G	Analyst	: YA
Lab File ID	: WG1230508.pdf	Instrument ID	: BALANCE#47
Sample Amount	:	%Solids	: 92
Digestion Method	:	Date Digested	:

		%			
CAS NO.	Parameter	Results	RL	MDL	Qualifier
NONE	Solids, Total	92.1	0.100	NA	

Form 1
WETCHEM

Client	: Barton & Loguidice, P.C	Lab Number	: L1917200
Project Name	: AMPHENOL-SUB SLAB SOIL	Project Number	: 1153.010.001
Lab ID	: L1917200-18	Date Collected	: 04/25/19 11:48
Client ID	: B5-SS10 0-6"	Date Received	: 04/25/19
Sample Location	: SIDNEY, NY	Date Analyzed	: 04/26/19 03:13
Sample Matrix	: SOIL	Dilution Factor	: 1
Analytical Method	: 121,2540G	Analyst	: YA
Lab File ID	: WG1230508.pdf	Instrument ID	: BALANCE#47
Sample Amount	:	%Solids	: 91
Digestion Method	:	Date Digested	:

		%			
CAS NO.	Parameter	Results	RL	MDL	Qualifier
NONE	Solids, Total	90.8	0.100	NA	

Form 1
WETCHEM

Client	: Barton & Loguidice, P.C	Lab Number	: L1917200
Project Name	: AMPHENOL-SUB SLAB SOIL	Project Number	: 1153.010.001
Lab ID	: L1917200-19	Date Collected	: 04/25/19 11:56
Client ID	: B5-SS11 0-6"	Date Received	: 04/25/19
Sample Location	: SIDNEY, NY	Date Analyzed	: 04/26/19 03:13
Sample Matrix	: SOIL	Dilution Factor	: 1
Analytical Method	: 121,2540G	Analyst	: YA
Lab File ID	: WG1230508.pdf	Instrument ID	: BALANCE#47
Sample Amount	:	%Solids	: 93
Digestion Method	:	Date Digested	:

		%			
CAS NO.	Parameter	Results	RL	MDL	Qualifier
NONE	Solids, Total	92.5	0.100	NA	

Form 1
WETCHEM

Client	: Barton & Loguidice, P.C	Lab Number	: L1917200
Project Name	: AMPHENOL-SUB SLAB SOIL	Project Number	: 1153.010.001
Lab ID	: L1917200-20	Date Collected	: 04/25/19 12:02
Client ID	: B5-SS12 0-6"	Date Received	: 04/25/19
Sample Location	: SIDNEY, NY	Date Analyzed	: 04/26/19 03:13
Sample Matrix	: SOIL	Dilution Factor	: 1
Analytical Method	: 121,2540G	Analyst	: YA
Lab File ID	: WG1230508.pdf	Instrument ID	: BALANCE#47
Sample Amount	:	%Solids	: 94
Digestion Method	:	Date Digested	:

		%			
CAS NO.	Parameter	Results	RL	MDL	Qualifier
NONE	Solids, Total	93.7	0.100	NA	

Form 1
WETCHEM

Client	: Barton & Loguidice, P.C	Lab Number	: L1917200
Project Name	: AMPHENOL-SUB SLAB SOIL	Project Number	: 1153.010.001
Lab ID	: WG1230508-1	Date Collected	: 04/25/19 09:10
Client ID	: B1-SS1 0-6"DUP	Date Received	: 04/25/19
Sample Location	:	Date Analyzed	: 04/26/19 03:13
Sample Matrix	: SOIL	Dilution Factor	: 1
Analytical Method	: 121,2540G	Analyst	: YA
Lab File ID	: WG1230508.pdf	Instrument ID	: BALANCE#47
Sample Amount	:	%Solids	: 94
Digestion Method	:	Date Digested	:

CAS NO.	Parameter	% Results	% RL	% MDL	Qualifier
NONE	Solids, Total	93.7	0.100	NA	

ALPHA ANALYTICAL

World Class Chemistry

www.alphalab.com

Alpha Analytical

Laboratory Code: 11148

SDG Number: L1917202

The original project report/data package is held by Alpha Analytical. This report/data package is paginated and should be reproduced only in its entirety. Alpha Analytical holds no responsibility for results and/or data that are not consistent with the original.

Table of Contents

New York ASP Category A Data Deliverable Package 1
- Table of Contents 2
- Sample ID Cross Reference 3
- SDG Narrative 4
- Data Qualifier Definitions 6
- Instrument Information 8
- Volatile Organics Instruments 8
- Volatile Organics in Air Instruments 8
- Semivolatile Organics Instruments - Westborough 9
- Semivolatile Organic Instruments - Mansfield 10
- Sample Log-in Sheet 11
- Lims COC (LN01) 12
- External Chain of Custody 16
- Organics Analysis 18
  - GC PCB Analysis 19
    - Aroclor Sample Data 20
      - Form 1 - Organics 21
- Wet Chemistry Analysis 28
  - Total Solids Analysis 29
    - Results 30
      - Form 1 - Inorganics 31

Project Name: AMPHENOL-SUB SLAB SOIL
Project Number: 1153.010.001

Lab Number: L1917202
Report Date: 05/02/19

Alpha Sample ID	Client ID	Matrix	Sample Location	Collection Date/Time	Receive Date
L1917202-01	B1-SS1 6-12"	SOIL	SIDNEY, NY	04/25/19 09:13	04/30/19
L1917202-02	B1-SS2 6-12"	SOIL	SIDNEY, NY	04/25/19 09:32	04/30/19
L1917202-03	B1-SS3 6-12"	SOIL	SIDNEY, NY	04/25/19 09:19	04/30/19
L1917202-04	B1-SS4 6-12"	SOIL	SIDNEY, NY	04/25/19 09:40	04/30/19
L1917202-05	B1-SS5 6-12"	SOIL	SIDNEY, NY	04/25/19 09:26	04/30/19
L1917202-06	B1-SS6 6-12"	SOIL	SIDNEY, NY	04/25/19 09:46	04/30/19
L1917202-07	B1-SS7 6-12"	SOIL	SIDNEY, NY	04/25/19 09:54	04/30/19
L1917202-08	B1-SS8 6-12"	SOIL	SIDNEY, NY	04/25/19 09:59	04/30/19
L1917202-09	B5-SS1 6-12"	SOIL	SIDNEY, NY	04/25/19 10:48	04/30/19
L1917202-10	B5-SS2 6-12"	SOIL	SIDNEY, NY	04/25/19 10:52	04/30/19
L1917202-11	B5-SS3 6-12"	SOIL	SIDNEY, NY	04/25/19 10:59	04/30/19
L1917202-12	B5-SS4 6-12"	SOIL	SIDNEY, NY	04/25/19 11:08	04/30/19
L1917202-13	B5-SS5 6-12"	SOIL	SIDNEY, NY	04/25/19 11:12	04/30/19
L1917202-14	B5-SS6 6-12"	SOIL	SIDNEY, NY	04/25/19 11:18	04/30/19
L1917202-15	B5-SS7 6-12"	SOIL	SIDNEY, NY	04/25/19 11:29	04/30/19
L1917202-16	B5-SS8 6-12"	SOIL	SIDNEY, NY	04/25/19 11:35	04/30/19
L1917202-17	B5-SS9 6-12"	SOIL	SIDNEY, NY	04/25/19 11:41	04/30/19
L1917202-18	B5-SS10 6-12"	SOIL	SIDNEY, NY	04/25/19 11:51	04/30/19
L1917202-19	B5-SS11 6-12"	SOIL	SIDNEY, NY	04/25/19 11:59	04/30/19
L1917202-20	B5-SS12 6-12"	SOIL	SIDNEY, NY	04/25/19 12:06	04/30/19

Case Narrative

The samples were received in accordance with the Chain of Custody and no significant deviations were encountered during the preparation or analysis unless otherwise noted. Sample Receipt, Container Information, and the Chain of Custody are located at the back of the report.

Results contained within this report relate only to the samples submitted under this Alpha Lab Number and meet NELAP requirements for all NELAP accredited parameters unless otherwise noted in the following narrative. The data presented in this report is organized by parameter (i.e. VOC, SVOC, etc.). Sample specific Quality Control data (i.e. Surrogate Spike Recovery) is reported at the end of the target analyte list for each individual sample, followed by the Laboratory Batch Quality Control at the end of each parameter. Tentatively Identified Compounds (TICs), if requested, are reported for compounds identified to be present and are not part of the method/program Target Compound List, even if only a subset of the TCL are being reported. If a sample was re-analyzed or re-extracted due to a required quality control corrective action and if both sets of data are reported, the Laboratory ID of the re-analysis or re-extraction is designated with an "R" or "RE", respectively. When multiple Batch Quality Control elements are reported (e.g. more than one LCS), the associated samples for each element are noted in the grey shaded header line of each data table. Any Laboratory Batch, Sample Specific % recovery or RPD value that is outside the listed Acceptance Criteria is bolded in the report. All specific QC information is also incorporated in the Data Usability format of our Data Merger tool where it can be reviewed along with any associated usability implications. Soil/sediments, solids and tissues are reported on a dry weight basis unless otherwise noted. Definitions of all data qualifiers and acronyms used in this report are provided in the Glossary located at the back of the report.

In reference to questions H (CAM) or 4 (RCP) when "NO" is checked, the performance criteria for CAM and RCP methods allow for some quality control failures to occur and still be within method compliance. In these instances the specific failure is not narrated but noted in the associated QC table. The information is also incorporated in the Data Usability format of our Data Merger tool where it can be reviewed along with any associated usability implications.

Please see the associated ADEx data file for a comparison of laboratory reporting limits that were achieved with the regulatory Numerical Standards requested on the Chain of Custody.

HOLD POLICY
For samples submitted on hold, Alpha's policy is to hold samples (with the exception of Air canisters) free of charge for 21 calendar days from the date the project is completed. After 21 calendar days, we will dispose of all samples submitted including those put on hold unless you have contacted your Client Service Representative and made arrangements for Alpha to continue to hold the samples. Air canisters will be disposed after 3 business days from the date the project is completed.

Please contact Client Services at 800-624-9220 with any questions.

Case Narrative (continued)

Report Submission

All non-detect (ND) or estimated concentrations (J-qualified) have been quantitated to the limit noted in the MDL column.

Sample Receipt

At the client's request, the PCB analysis was performed on L1917202-12 through -17.

PCBs

L1917202-12, -13, -14, -15, and -17: The surrogate recoveries are below the acceptance criteria for 2,4,5,6-tetrachloro-m-xylene (0%) and decachlorobiphenyl (0%) due to the dilution required to quantitate the sample. Re-extraction was not required; therefore, the results of the original analysis are reported.

I, the undersigned, attest under the pains and penalties of perjury that, to the best of my knowledge and belief and based upon my personal inquiry of those responsible for providing the information contained in this analytical report, such information is accurate and complete. This certificate of analysis is not complete unless this page accompanies any and all pages of this report.

Authorized Signature: Melissa Cripps Melissa Cripps Report Date: 05/02/19

Title: Technical Director/Representative

GLOSSARY

Acronyms

DL	- Detection Limit: This value represents the level to which target analyte concentrations are reported as estimated values, when those target analyte concentrations are quantified below the limit of quantitation (LOQ). The DL includes any adjustments from dilutions, concentrations or moisture content, where applicable. (DoD report formats only.)
EDL	- Estimated Detection Limit: This value represents the level to which target analyte concentrations are reported as estimated values, when those target analyte concentrations are quantified below the reporting limit (RL). The EDL includes any adjustments from dilutions, concentrations or moisture content, where applicable. The use of EDLs is specific to the analysis of PAHs using Solid-Phase Microextraction (SPME).
EMPC	- Estimated Maximum Possible Concentration: The concentration that results from the signal present at the retention time of an analyte when the ions meet all of the identification criteria except the ion abundance ratio criteria. An EMPC is a worst-case estimate of the concentration.
EPA	- Environmental Protection Agency.
LCS	- Laboratory Control Sample: A sample matrix, free from the analytes of interest, spiked with verified known amounts of analytes or a material containing known and verified amounts of analytes.
LCSD	- Laboratory Control Sample Duplicate: Refer to LCS.
LFB	- Laboratory Fortified Blank: A sample matrix, free from the analytes of interest, spiked with verified known amounts of analytes or a material containing known and verified amounts of analytes.
LOD	- Limit of Detection: This value represents the level to which a target analyte can reliably be detected for a specific analyte in a specific matrix by a specific method. The LOD includes any adjustments from dilutions, concentrations or moisture content, where applicable. (DoD report formats only.)
LOQ	- Limit of Quantitation: The value at which an instrument can accurately measure an analyte at a specific concentration. The LOQ includes any adjustments from dilutions, concentrations or moisture content, where applicable. (DoD report formats only.) Limit of Quantitation: The value at which an instrument can accurately measure an analyte at a specific concentration. The LOQ includes any adjustments from dilutions, concentrations or moisture content, where applicable. (DoD report formats only.)
MDL	- Method Detection Limit: This value represents the level to which target analyte concentrations are reported as estimated values, when those target analyte concentrations are quantified below the reporting limit (RL). The MDL includes any adjustments from dilutions, concentrations or moisture content, where applicable.
MS	- Matrix Spike Sample: A sample prepared by adding a known mass of target analyte to a specified amount of matrix sample for which an independent estimate of target analyte concentration is available. For Method 332.0, the spike recovery is calculated using the native concentration, including estimated values.
MSD	- Matrix Spike Sample Duplicate: Refer to MS.
NA	- Not Applicable.
NC	- Not Calculated: Term is utilized when one or more of the results utilized in the calculation are non-detect at the parameter's reporting unit.
NDPA/DPA	- N-Nitrosodiphenylamine/Diphenylamine.
NI	- Not Ignitable.
NP	- Non-Plastic: Term is utilized for the analysis of Atterberg Limits in soil.
RL	- Reporting Limit: The value at which an instrument can accurately measure an analyte at a specific concentration. The RL includes any adjustments from dilutions, concentrations or moisture content, where applicable.
RPD	- Relative Percent Difference: The results from matrix and/or matrix spike duplicates are primarily designed to assess the precision of analytical results in a given matrix and are expressed as relative percent difference (RPD). Values which are less than five times the reporting limit for any individual parameter are evaluated by utilizing the absolute difference between the values; although the RPD value will be provided in the report.
SRM	- Standard Reference Material: A reference sample of a known or certified value that is of the same or similar matrix as the associated field samples.
STLP	- Semi-dynamic Tank Leaching Procedure per EPA Method 1315.
TEF	- Toxic Equivalency Factors: The values assigned to each dioxin and furan to evaluate their toxicity relative to 2,3,7,8-TCDD.
TEQ	- Toxic Equivalent: The measure of a sample's toxicity derived by multiplying each dioxin and furan by its corresponding TEF and then summing the resulting values.
TIC	- Tentatively Identified Compound: A compound that has been identified to be present and is not part of the target compound list (TCL) for the method and/or program. All TICs are qualitatively identified and reported as estimated concentrations.

Footnotes

Report Format: DU Report with 'J' Qualifiers

1 - The reference for this analyte should be considered modified since this analyte is absent from the target analyte list of the original method.

Terms

Analytical Method: Both the document from which the method originates and the analytical reference method. (Example: EPA 8260B is shown as 1,8260B.) The codes for the reference method documents are provided in the References section of the Addendum.

Final pH: As it pertains to Sample Receipt & Container Information section of the report, Final pH reflects pH of container determined after adjustment at the laboratory, if applicable. If no adjustment required, value reflects Initial pH.

Frozen Date/Time: With respect to Volatile Organics in soil, Frozen Date/Time reflects the date/time at which associated Reagent Water-preserved vials were initially frozen. Note: If frozen date/time is beyond 48 hours from sample collection, value will be reflected in 'bold'.

Initial pH: As it pertains to Sample Receipt & Container Information section of the report, Initial pH reflects pH of container determined upon receipt, if applicable.

PFAS Total: With respect to PFAS analyses, the 'PFAS, Total (5)' result is defined as the summation of results for: PFHpA, PFHxS, PFOA, PFNA and PFOS. If a 'Total' result is requested, the results of its individual components will also be reported.

Total: With respect to Organic analyses, a 'Total' result is defined as the summation of results for individual isomers or Aroclors. If a 'Total' result is requested, the results of its individual components will also be reported. This is applicable to 'Total' results for methods 8260, 8081 and 8082.

Data Qualifiers

A - Spectra identified as "Aldol Condensation Product".

B - The analyte was detected above the reporting limit in the associated method blank. Flag only applies to associated field samples that have detectable concentrations of the analyte at less than ten times (10x) the concentration found in the blank. For MCP-related projects, flag only applies to associated field samples that have detectable concentrations of the analyte at less than ten times (10x) the concentration found in the blank. For DOD-related projects, flag only applies to associated field samples that have detectable concentrations of the analyte at less than ten times (10x) the concentration found in the blank AND the analyte was detected above one-half the reporting limit (or above the reporting limit for common lab contaminants) in the associated method blank. For NJ-Air-related projects, flag only applies to associated field samples that have detectable concentrations of the analyte above the reporting limit. For NJ-related projects (excluding Air), flag only applies to associated field samples that have detectable concentrations of the analyte, which was detected above the reporting limit in the associated method blank or above five times the reporting limit for common lab contaminants (Phthalates, Acetone, Methylene Chloride, 2-Butanone).

C - Co-elution: The target analyte co-elutes with a known lab standard (i.e. surrogate, internal standards, etc.) for co-extracted analyses.

D - Concentration of analyte was quantified from diluted analysis. Flag only applies to field samples that have detectable concentrations of the analyte.

E - Concentration of analyte exceeds the range of the calibration curve and/or linear range of the instrument.

G - The concentration may be biased high due to matrix interferences (i.e, co-elution) with non-target compound(s). The result should be considered estimated.

H - The analysis of pH was performed beyond the regulatory-required holding time of 15 minutes from the time of sample collection.

I - The lower value for the two columns has been reported due to obvious interference.

M - Reporting Limit (RL) exceeds the MCP CAM Reporting Limit for this analyte.

NJ - Presumptive evidence of compound. This represents an estimated concentration for Tentatively Identified Compounds (TICs), where the identification is based on a mass spectral library search.

P - The RPD between the results for the two columns exceeds the method-specified criteria.

Q - The quality control sample exceeds the associated acceptance criteria. For DOD-related projects, LCS and/or Continuing Calibration Standard exceedences are also qualified on all associated sample results. Note: This flag is not applicable for matrix spike recoveries when the sample concentration is greater than 4x the spike added or for batch duplicate RPD when the sample concentrations are less than 5x the RL. (Metals only.)

R - Analytical results are from sample re-analysis.

RE - Analytical results are from sample re-extraction.

S - Analytical results are from modified screening analysis.

J - Estimated value. The Target analyte concentration is below the quantitation limit (RL), but above the Method Detection Limit (MDL) or Estimated Detection Limit (EDL) for SPME-related analyses. This represents an estimated concentration for Tentatively Identified Compounds (TICs).

ND - Not detected at the method detection limit (MDL) for the sample, or estimated detection limit (EDL) for SPME-related analyses.

Report Format: DU Report with 'J' Qualifiers

Volatile Organics Instruments

Volatile Organics:

Instrument: Agilent 7890 GC/5975C MSD	Columns (length x ID x df):
Trap: Supelco K Trap (VOACARB 3000)	RTX-VMS 20m x 0.18mm x 1um
Concentrator: EST Encon (or equivalent)	RTX-VMS 30m x 0.25mm x 1.4um
Autosampler: EST Centurion (or equivalent)	RTX-502.2 40m x 0.18mm x 1um
Purge time: 11 min	

Volatile Organics: VPH

Instrument: Agilent 6890 (or equivalent)	Column Type: Restek RTX 502.2
Trap: Supelco K Trap (VOACARB 3000)	Column Length: 105 Meters
Concentrator: EST Encon (or equivalent)	df: 3.00 um
Autosampler: EST Centurion (or equivalent)	ID: 0.53mm

Volatile Organics: PIANO

Instrument: Agilent 7890 GC/5975C MSD	Column Type: DB-VRX
Trap: Supelco K Trap (VOACARB 3000)	Column Length: 60 Meters
Concentrator: Tekmar Velocity / EST Encon	df: 1.40 um
Autosampler: Varian Archon / EST Centurion	ID: 0.25 mm
Purge time: 11 min	Desorb: 1 min

Volatile Organics: Dissolved Gas

Instrument: Agilent 7890 (or equivalent) with FID/TCD

	Column Type: Haysep S Column
	Column Length: 2 Meters packed (100/200 mesh)
Autosampler: LEAP Headspace	Purge time: 0.6 min

Volatile Organics in Air Instruments

Volatile Organics in Air:

Instruments: Agilent 6890 GC / 5975 MSD Shimadzu QP2010-SE / QP2020

Concentrator: Entech 7100A or 7200	Column Type: Restek RTX-1
Autosampler: Entech 7016CA or 7016D	Column Length: 60 Meters
	df: 1.00 um
	ID: 0.25 mm or 0.32 mm

Trap 1: Glass Bead: manufacturer-Entech: 20 cm packing material
Trap 2: Tenax: manufacturer-Entech: 20 cm packing material

Semivolatile Organics Instruments - Westborough

Semivolatile Organics (Acid/Base/Neutral Extractables):

Instrument: Agilent 5973N MSD	Injection volume: 1 ul;2 uL LVI
Column Type: Restek RXI-5SILMS	df: 0.32 um
Column Length: 30 Meters	ID: 0.25 mm

Polynuclear Aromatic Hydrocarbons by 8270 SIM:

Instrument: Agilent 5973 MSD	Injection volume: 1 ul;2 uL LVI
Column Type: Restek RXI-5SILMS	df: 0.25 um
Column Length: 30 Meters	ID: 0.25 mm

Pesticides/PCB/Herbicides:

Instrument: Agilent 6890 w/Dual Micro ECDs	Injection Volume: 1uL
Column A: Restek RTX-CL/STX-CL	df: 0.32
Column B: Restek RTX/STX-CLPPesticide II	df: 0.25
Column Length: 30 Meters	ID: 0.32 mm

Petroleum/EPH:

Instrument: Agilent 6890 w/FID / HP 5890 w/ FID	Injection Volume: 1uL
Column: Restek RTX 5	df: 0.25
Column Length: 30 Meters	
ID: 0.32 mm	

Semivolatile Organic Instruments - Mansfield

Semivolatile Organics (ALK-PAH Extractables):

Instrument: Agilent 5973N / 5975 MSD	Injection volume: 1 ul
Column Type: ZB-5	df: 0.25 um
Column Length: 60 Meters	ID: 0.25 mm

Semivolatile Organics (8270):

Instrument: Agilent 5973N / 5975 MSD	Injection volume: 2 ul
Column Type: ZB-Semivolatiles	df: 0.25 um
Column Length: 30 Meters	ID: 0.25 mm

Semivolatile Organics (8270 SIM):

Instrument: Agilent 5973N / 5975 MSD	Injection volume: 3 ul
Column Type: ZB-5	df: 0.25 um
Column Length: 30 Meters	ID: 0.25 mm

Semivolatile Organics (1,4-Dioxane):

Instrument: Agilent 5973N / 5975 / 5977 MSD	Injection volume: 3 ul
Column Type: RTX-5	df: 0.25um, 0.18 um
Column Length: 30 Meters	ID: 0.25um, 0.18 mm

Semivolatile Organics (209 Congener):

Instrument: Agilent 5973N / 5975 MSD	Injection volume: 3 ul
Column Type: RTX-5, RTX-PCB	df: 0.25um, 0.18 um
Column Length: 60 Meters	ID: 0.25um, 0.18 mm

Semivolatile Organics (8081):

Instrument: Agilent 6890 / 7890	Injection volume: 1 ul
Column Type: RTX-5 / RTX-CLP II	df: 0.25 um
Column Length: 60 Meters	ID: 0.25 mm

Semivolatile Organics (8082):

Instrument: Agilent 6890 w/Dual Micro ECDs	Injection Volume: 1uL
Column A: Restek RTX-CL/STX-CL	df: 0.32
Column B: Restek RTX/STX-CLPPesticide II	df: 0.25
Column Length: 30 Meters	ID: 0.32 mm

Semivolatile Organics (SHC Extractables):

Instrument: Agilent 6890	Injection volume: 1 ul
Column Type: RTX-5	df: 0.25 um
Column Length: 60 Meters	ID: 0.25 mm

Sample Delivery Group Summary

Alpha Job Number : L1917202

Received : 25-APR-2019
Reviewer : Craig Green

Account Name : Barton & Loguidice, P.C
Project Number : 1153.010.001
Project Name : AMPHENOL-SUB SLAB SOIL

Delivery Information

Samples Delivered By : Alpha Courier

Chain of Custody : Present

Cooler Information

Cooler	Seal/Seal#	Preservation	Temperature(°C)	Additional Information
A	Absent/	Ice	3.7	

Condition Information

1) All samples on COC received?	**YES**
2) Extra samples received?	**NO**
3) Are there any sample container discrepancies?	**NO**
4) Are there any discrepancies between sample labels & COC?	**NO**
5) Are samples in appropriate containers for requested analysis?	**YES**
6) Are samples properly preserved for requested analysis?	**YES**
7) Are samples within holding time for requested analysis?	**YES**
8) All sampling equipment returned?	**NA**

Volatile Organics/VPH

1) Reagent Water Vials Frozen by Client?	**NA**

ALPHA ANALYTICAL LABORATORIES, INC.
LOGIN CHAIN OF CUSTODY REPORT
May 02 2019, 05:30 pm

Login Number: L1917202
Account: BARTON2 Barton & Loguidice, P.CProject: 1153.010.001
Received: 30APR19 Due Date: 02MAY19

Sample #	Client ID	Mat	PR	Collected
L1917202-01	B1-SS1 6-12"	3	1B	25APR19 09:13

8082: Please use caution - Potentially HIGH level PCBs ASP-A Package Due Date: 05/02/19

ASP-A,HOLD-8082,HOLD-WETCHEM

L1917202-02	B1-SS2 6-12"	3	1B	25APR19 09:32

8082: Please use caution - Potentially HIGH level PCBs Package Due Date: 05/02/19

HOLD-8082,HOLD-WETCHEM

L1917202-03	B1-SS3 6-12"	3	1B	25APR19 09:19

8082: Please use caution - Potentially HIGH level PCBs Package Due Date: 05/02/19

HOLD-8082,HOLD-WETCHEM

L1917202-04	B1-SS4 6-12"	3	1B	25APR19 09:40

8082: Please use caution - Potentially HIGH level PCBs Package Due Date: 05/02/19

HOLD-8082,HOLD-WETCHEM

L1917202-05	B1-SS5 6-12"	3	1B	25APR19 09:26

8082: Please use caution - Potentially HIGH level PCBs Package Due Date: 05/02/19

HOLD-8082,HOLD-WETCHEM

L1917202-06	B1-SS6 6-12"	3	1B	25APR19 09:46

8082: Please use caution - Potentially HIGH level PCBs Package Due Date: 05/02/19

HOLD-8082,HOLD-WETCHEM

L1917202-07	B1-SS7 6-12"	3	1B	25APR19 09:54

8082: Please use caution - Potentially HIGH level PCBs Package Due Date: 05/02/19

ALPHA ANALYTICAL LABORATORIES, INC.
LOGIN CHAIN OF CUSTODY REPORT
May 02 2019, 05:30 pm

Login Number: L1917202
Account: BARTON2 Barton & Loguidice, P.CProject: 1153.010.001
Received: 30APR19 Due Date: 02MAY19

Sample #	Client ID	Mat	PR	Collected
HOLD-8082,HOLD-WETCHEM				
L1917202-08	B1-SS8 6-12"	3	1B	25APR19 09:59
8082: Please use caution - Potentially HIGH level PCBs Package Due Date: 05/02/19				
HOLD-8082,HOLD-WETCHEM				
L1917202-09	B5-SS1 6-12"	3	1B	25APR19 10:48
8082: Please use caution - Potentially HIGH level PCBs Package Due Date: 05/02/19				
HOLD-8082,HOLD-WETCHEM				
L1917202-10	B5-SS2 6-12"	3	1B	25APR19 10:52
8082: Please use caution - Potentially HIGH level PCBs Package Due Date: 05/02/19				
HOLD-8082,HOLD-WETCHEM				
L1917202-11	B5-SS3 6-12"	3	1B	25APR19 10:59
8082: Please use caution - Potentially HIGH level PCBs Package Due Date: 05/02/19				
HOLD-8082,HOLD-WETCHEM				
L1917202-12	B5-SS4 6-12"	3	1B	25APR19 11:08
8082: Please use caution - Potentially HIGH level PCBs Package Due Date: 05/02/19				
NYTCL-8082-3540C,TS				
L1917202-13	B5-SS5 6-12"	3	1B	25APR19 11:12
8082: Please use caution - Potentially HIGH level PCBs Package Due Date: 05/02/19				
NYTCL-8082-3540C,TS				

ALPHA ANALYTICAL LABORATORIES, INC.
LOGIN CHAIN OF CUSTODY REPORT
May 02 2019, 05:30 pm

Login Number: L1917202
Account: BARTON2 Barton & Loguidice, P.CProject: 1153.010.001
Received: 30APR19 Due Date: 02MAY19

Sample #	Client ID	Mat	PR	Collected
L1917202-14	B5-SS6 6-12"	3	1B	25APR19 11:18
8082: Please use caution - Potentially HIGH level PCBs Package Due Date: 05/02/19				
NYTCL-8082-3540C,TS				
L1917202-15	B5-SS7 6-12"	3	1B	25APR19 11:29
8082: Please use caution - Potentially HIGH level PCBs Package Due Date: 05/02/19				
NYTCL-8082-3540C,TS				
L1917202-16	B5-SS8 6-12"	3	1B	25APR19 11:35
8082: Please use caution - Potentially HIGH level PCBs Package Due Date: 05/02/19				
NYTCL-8082-3540C,TS				
L1917202-17	B5-SS9 6-12"	3	1B	25APR19 11:41
8082: Please use caution - Potentially HIGH level PCBs Package Due Date: 05/02/19				
NYTCL-8082-3540C,TS				
L1917202-18	B5-SS10 6-12"	3	1B	25APR19 11:51
8082: Please use caution - Potentially HIGH level PCBs Package Due Date: 05/02/19				
HOLD-8082,HOLD-WETCHEM				
L1917202-19	B5-SS11 6-12"	3	1B	25APR19 11:59
8082: Please use caution - Potentially HIGH level PCBs Package Due Date: 05/02/19				
HOLD-8082,HOLD-WETCHEM				
L1917202-20	B5-SS12 6-12"	3	1B	25APR19 12:06
8082: Please use caution - Potentially HIGH level PCBs Package Due Date: 05/02/19				

ALPHA ANALYTICAL LABORATORIES, INC.
LOGIN CHAIN OF CUSTODY REPORT
May 02 2019, 05:30 pm

Login Number: L1917202
Account: BARTON2 Barton & Loguidice, P.CProject: 1153.010.001
Received: 30APR19 Due Date: 02MAY19

Sample #	Client ID	Mat	PR	Collected

HOLD-8082,HOLD-WETCHEM

Page 4
Logged By: Candace Fox

NEW YORK CHAIN OF CUSTODY

Westborough, MA 01581
8 Walkup Dr.
TEL: 508-898-9220
FAX: 508-898-9193

Mansfield, MA 02048
320 Forbes Blvd
TEL: 508-822-9300
FAX: 508-822-3288

Service Centers
Mahwah, NJ 07430: 35 Whitney Rd, Suite 5
Albany, NY 12205: 14 Walker Way
Tonawanda, NY 14150: 275 Cooper Ave, Suite 105

Page 1 of 2

Date Rec'd in Lab: 4/26/19

ALPHA Job #: L1917202

Client Information
Client: B+L
Address: 443 Electronics Pkwy
Liverpool NY 13088
Phone: 315-457-5200
Fax: mstrelle
Email: barton and loguidice.com

Project Information
Project Name: Amherst - Sub Slab Soil
Project Location: Salway, NY
Project #: 1153.010.001
(Use Project name as Project #) ☐
Project Manager: Bryce Bringman
ALPHAQuote #:

Turn-Around Time
Standard ☐ Due Date:
Rush (only if pre approved) ☒ # of Days: 2

Deliverables
☒ ASP-A ☐ ASP-B
☐ EQuIS (1 File) ☐ EQuIS (4 File)
☐ Other

Regulatory Requirement
☐ NY TOGS ☐ NY Part 375
☐ AWQ Standards ☐ NY CP-51
☐ NY Restricted Use ☐ Other
☐ NY Unrestricted Use
☐ NYC Sewer Discharge

Billing Information
☐ Same as Client Info
PO #: 1153.010.001

Disposal Site Information
Please identify below location of applicable disposal facilities.
Disposal Facility:
☐ NJ ☐ NY
☐ Other:

These samples have been previously analyzed by Alpha ☐

Other project specific requirements/comments:
☆ Hold samples. Do not analyze until approved by B+L ☆ CC results to: BDingmane barton and loguidice.com

Please specify Metals or TAL.

ANALYSIS
PCB - 8082

Sample Filtration
☐ Done
☐ Lab to do
Preservation
☐ Lab to do
(Please Specify below)

ALPHA Lab ID (Lab Use Only)	Sample ID	Collection Date	Collection Time	Sample Matrix	Sampler's Initials	PCB - 8082	Sample Specific Comments	Total Bottle
17202-01	B1-551 6-12"	04/25/19	09:13	Soil	MPS	X		1
-02	B1-552 6-12"		09:32			X		1
-03	B1-553 6-12"		09:19			X		1
-04	B1-554 6-12"		09:40			X		1
-05	B1-555 6-12"		09:26			X		1
-06	B1-556 6-12"		09:46			X		1
-07	B1-557 6-12"		09:54			X		1
-08	B1-558 6-12"		09:59			X		1
-09	B5-551 6-12"		10:48			X		1
-10	B5-552 6-12"		10:52			X		1

Container Type: A
Preservative: A

Preservative Code:
A = None
B = HCl
C = HNO_3
D = H_2SO_4
E = NaOH
F = MeOH
G = $NaHSO_4$
H = $Na_2S_2O_3$
K/E = Zn Ac/NaOH
O = Other

Container Code
P = Plastic
A = Amber Glass
V = Vial
G = Glass
B = Bacteria Cup
C = Cube
O = Other
E = Encore
D = BOD Bottle

Westboro: Certification No: MA935
Mansfield: Certification No: MA015

Relinquished By:	Date/Time	Received By:	Date/Time
[signature]	04/25/19 16:16	[signature]	4/25/19 1650
[signature]	4/25/19 1650	[signature]	4/26/19 0100

Please print clearly, legibly and completely. Samples can not be logged in and turnaround time clock will not start until any ambiguities are resolved. BY EXECUTING THIS COC, THE CLIENT HAS READ AND AGREES TO BE BOUND BY ALPHA'S TERMS & CONDITIONS. (See reverse side.)

Form No: 01-25 HC (rev. 30-Sept-2013)

ALPHA

NEW YORK CHAIN OF CUSTODY

Westborough, MA 01581
8 Walkup Dr.
TEL: 508-898-9220
FAX: 508-898-9193

Mansfield, MA 02048
320 Forbes Blvd
TEL: 508-822-9300
FAX: 508-822-3288

Service Centers
Mahwah, NJ 07430: 35 Whitney Rd, Suite 5
Albany, NY 12205: 14 Walker Way
Tonawanda, NY 14150: 275 Cooper Ave, Suite 105

Page 2 of 2

Date Rec'd in Lab: 4/26/19

ALPHA Job #: U917202

Project Information
Project Name: Amphenol - Sub Slab Soil
Project Location: Sidney, NY
Project #: 1153.010.001
(Use Project name as Project #) ☐
Project Manager: Bryce Dingman
ALPHAQuote #:

Client Information
Client: B+L
Address: 443 Electronics Pkwy
Liverpool NY 13088
Phone: 315-457-5200
Fax: mstrodde
Email: barton and lagoe@...

Turn-Around Time
Standard ☐ Due Date:
Rush (only if pre approved) ☒ # of Days: 2

Deliverables
☒ ASP-A ☐ ASP-B
☐ EQuIS (1 File) ☐ EQuIS (4 File)
☐ Other

Regulatory Requirement
☐ NY TOGS ☐ NY Part 375
☐ AWQ Standards ☐ NY CP-51
☐ NY Restricted Use ☐ Other
☐ NY Unrestricted Use
☐ NYC Sewer Discharge

Billing Information
☐ Same as Client Info
PO #: 1153.010.001

Disposal Site Information
Please identify below location of applicable disposal facilities.
Disposal Facility:
☐ NJ ☐ NY
☐ Other:

These samples have been previously analyzed by Alpha ☐

Other project specific requirements/comments:
☒ Hold samples. Do not analyze until approved by B+L ☒

Please specify Metals or TAL.

Sample Filtration
☐ Done
☐ Lab to do
Preservation
☐ Lab to do
(Please Specify below)

ALPHA Lab ID (Lab Use Only)	Sample ID	Collection Date	Collection Time	Sample Matrix	Sampler's Initials	ANALYSIS: PCBs - 8082	Sample Specific Comments	Total Bottles
17202-11	B5-SS3 6-12"	04/25/19	10:59	Soil	MAS	X		1
-12	B5-SS4 6-12"	↓	11:08	↓	↓	X		1
-13	B5-SS5 6-12"	↓	11:12	↓	↓	X		1
-14	B5-SS6 6-12"	↓	11:18	↓	↓	X		1
-15	B5-SS7 6-12"	↓	11:29	↓	↓	X		1
-16	B5-SS8 6-12"	↓	11:35	↓	↓	X		1
-17	B5-SS9 6-12"	↓	11:41	↓	↓	X		1
-18	B5-SS10 6-12"	↓	11:51	↓	↓	X		1
-19	B5-SS11 6-12"	↓	11:59	↓	↓	X		1
-20	B5-SS12 6-12"	↓	12:06	↓	↓	X		1

Preservative Code:
A = None
B = HCl
C = HNO_3
D = H_2SO_4
E = NaOH
F = MeOH
G = $NaHSO_4$
H = $Na_2S_2O_3$
K/E = Zn Ac/NaOH
O = Other

Container Code
P = Plastic
A = Amber Glass
V = Vial
G = Glass
B = Bacteria Cup
C = Cube
O = Other
E = Encore
D = BOD Bottle

Westboro: Certification No: MA935
Mansfield: Certification No: MA015

Container Type: A
Preservative: A

Relinquished By:	Date/Time	Received By:	Date/Time
[signature]	04/25/19 16:16	[signature]	4/25/19 1650
[signature]	4/25/19 1650	[signature]	4/26/19 0100

Please print clearly, legibly and completely. Samples can not be logged in and turnaround time clock will not start until any ambiguities are resolved. BY EXECUTING THIS COC, THE CLIENT HAS READ AND AGREES TO BE BOUND BY ALPHA'S TERMS & CONDITIONS. (See reverse side.)

Form No: 01-25 HC (rev. 30-Sept-2013)

Organics

GC Extractable Analysis Polychlorinated Biphenyls (PCB)

Aroclor Sample Data

Results Summary
Form 1
Polychlorinated Biphenyls by GC

Client	: Barton & Loguidice, P.C	Lab Number	: L1917202
Project Name	: AMPHENOL-SUB SLAB SOIL	Project Number	: 1153.010.001
Lab ID	: L1917202-12D	Date Collected	: 04/25/19 11:08
Client ID	: B5-SS4 6-12"	Date Received	: 04/30/19
Sample Location	: SIDNEY, NY	Date Analyzed	: 05/02/19 15:58
Sample Matrix	: SOIL	Date Extracted	: 05/01/19
Analytical Method	: 1,8082A	Dilution Factor	: 40000
Lab File ID	: 12190502a-08	Analyst	: WR
Sample Amount	: 15.58 g	Instrument ID	: PEST12
Extraction Method	: EPA 3540C	GC Column	: CLP-Pesticide
Extract Volume	: 5000 uL	%Solids	: 92
GPC Cleanup	: N	Injection Volume	: 1 uL
Sulfur Cleanup	: Y		

		ug/Kg			
CAS NO.	Parameter	Results	RL	MDL	Qualifier
12674-11-2	Aroclor 1016	ND	1400000	124000	U
11104-28-2	Aroclor 1221	ND	1400000	140000	U
11141-16-5	Aroclor 1232	ND	1400000	296000	U
53469-21-9	Aroclor 1242	ND	1400000	188000	U
12672-29-6	Aroclor 1248	12600000	1400000	210000	
11097-69-1	Aroclor 1254	ND	1400000	153000	U
11096-82-5	Aroclor 1260	ND	1400000	258000	U
37324-23-5	Aroclor 1262	ND	1400000	178000	U
11100-14-4	Aroclor 1268	ND	1400000	145000	U
1336-36-3	PCBs, Total	12600000	1400000	124000	

Results Summary
Form 1
Polychlorinated Biphenyls by GC

Client	: Barton & Loguidice, P.C	Lab Number	: L1917202
Project Name	: AMPHENOL-SUB SLAB SOIL	Project Number	: 1153.010.001
Lab ID	: L1917202-13D	Date Collected	: 04/25/19 11:12
Client ID	: B5-SS5 6-12"	Date Received	: 04/30/19
Sample Location	: SIDNEY, NY	Date Analyzed	: 05/02/19 16:10
Sample Matrix	: SOIL	Date Extracted	: 05/01/19
Analytical Method	: 1,8082A	Dilution Factor	: 40000
Lab File ID	: 12190502a-09	Analyst	: WR
Sample Amount	: 15.45 g	Instrument ID	: PEST12
Extraction Method	: EPA 3540C	GC Column	: CLP-Pesticide
Extract Volume	: 5000 uL	%Solids	: 88
GPC Cleanup	: N	Injection Volume	: 1 uL
Sulfur Cleanup	: Y		

		ug/Kg			
CAS NO.	Parameter	Results	RL	MDL	Qualifier
12674-11-2	Aroclor 1016	ND	1470000	130000	U
11104-28-2	Aroclor 1221	ND	1470000	147000	U
11141-16-5	Aroclor 1232	ND	1470000	312000	U
53469-21-9	Aroclor 1242	ND	1470000	198000	U
12672-29-6	Aroclor 1248	18000000	1470000	220000	
11097-69-1	Aroclor 1254	ND	1470000	161000	U
11096-82-5	Aroclor 1260	ND	1470000	272000	U
37324-23-5	Aroclor 1262	ND	1470000	187000	U
11100-14-4	Aroclor 1268	ND	1470000	152000	U
1336-36-3	PCBs, Total	18000000	1470000	130000	

Results Summary
Form 1
Polychlorinated Biphenyls by GC

Client	: Barton & Loguidice, P.C	Lab Number	: L1917202
Project Name	: AMPHENOL-SUB SLAB SOIL	Project Number	: 1153.010.001
Lab ID	: L1917202-14D	Date Collected	: 04/25/19 11:18
Client ID	: B5-SS6 6-12"	Date Received	: 04/30/19
Sample Location	: SIDNEY, NY	Date Analyzed	: 05/02/19 15:21
Sample Matrix	: SOIL	Date Extracted	: 05/01/19
Analytical Method	: 1,8082A	Dilution Factor	: 5000
Lab File ID	: 12190502a-05	Analyst	: WR
Sample Amount	: 15.67 g	Instrument ID	: PEST12
Extraction Method	: EPA 3540C	GC Column	: CLP-Pesticide
Extract Volume	: 5000 uL	%Solids	: 95
GPC Cleanup	: N	Injection Volume	: 1 uL
Sulfur Cleanup	: Y		

		ug/Kg			
CAS NO.	Parameter	Results	RL	MDL	Qualifier
12674-11-2	Aroclor 1016	ND	168000	14900	U
11104-28-2	Aroclor 1221	ND	168000	16900	U
11141-16-5	Aroclor 1232	ND	168000	35700	U
53469-21-9	Aroclor 1242	ND	168000	22700	U
12672-29-6	Aroclor 1248	1220000	168000	25200	
11097-69-1	Aroclor 1254	ND	168000	18400	U
11096-82-5	Aroclor 1260	ND	168000	31100	U
37324-23-5	Aroclor 1262	ND	168000	21400	U
11100-14-4	Aroclor 1268	ND	168000	17400	U
1336-36-3	PCBs, Total	1220000	168000	14900	

Results Summary
Form 1
Polychlorinated Biphenyls by GC

Client	: Barton & Loguidice, P.C	Lab Number	: L1917202
Project Name	: AMPHENOL-SUB SLAB SOIL	Project Number	: 1153.010.001
Lab ID	: L1917202-15D	Date Collected	: 04/25/19 11:29
Client ID	: B5-SS7 6-12"	Date Received	: 04/30/19
Sample Location	: SIDNEY, NY	Date Analyzed	: 05/02/19 15:33
Sample Matrix	: SOIL	Date Extracted	: 05/01/19
Analytical Method	: 1,8082A	Dilution Factor	: 5000
Lab File ID	: 12190502a-06	Analyst	: WR
Sample Amount	: 15.32 g	Instrument ID	: PEST12
Extraction Method	: EPA 3540C	GC Column	: CLP-Pesticide
Extract Volume	: 5000 uL	%Solids	: 91
GPC Cleanup	: N	Injection Volume	: 1 uL
Sulfur Cleanup	: Y		

		ug/Kg			
CAS NO.	Parameter	Results	RL	MDL	Qualifier
12674-11-2	Aroclor 1016	ND	179000	15900	U
11104-28-2	Aroclor 1221	ND	179000	17900	U
11141-16-5	Aroclor 1232	ND	179000	38000	U
53469-21-9	Aroclor 1242	ND	179000	24100	U
12672-29-6	Aroclor 1248	1690000	179000	26900	
11097-69-1	Aroclor 1254	ND	179000	19600	U
11096-82-5	Aroclor 1260	ND	179000	33100	U
37324-23-5	Aroclor 1262	ND	179000	22700	U
11100-14-4	Aroclor 1268	ND	179000	18600	U
1336-36-3	PCBs, Total	1690000	179000	15900	

Results Summary
Form 1
Polychlorinated Biphenyls by GC

Client	: Barton & Loguidice, P.C	Lab Number	: L1917202
Project Name	: AMPHENOL-SUB SLAB SOIL	Project Number	: 1153.010.001
Lab ID	: L1917202-16D	Date Collected	: 04/25/19 11:35
Client ID	: B5-SS8 6-12"	Date Received	: 04/30/19
Sample Location	: SIDNEY, NY	Date Analyzed	: 05/02/19 06:31
Sample Matrix	: SOIL	Date Extracted	: 05/01/19
Analytical Method	: 1,8082A	Dilution Factor	: 5
Lab File ID	: 12190501a-57	Analyst	: WR
Sample Amount	: 15.14 g	Instrument ID	: PEST12
Extraction Method	: EPA 3540C	GC Column	: CLP-Pesticide
Extract Volume	: 5000 uL	%Solids	: 82
GPC Cleanup	: N	Injection Volume	: 1 uL
Sulfur Cleanup	: Y		

		ug/Kg			
CAS NO.	Parameter	Results	RL	MDL	Qualifier
12674-11-2	Aroclor 1016	ND	202	17.9	U
11104-28-2	Aroclor 1221	ND	202	20.2	U
11141-16-5	Aroclor 1232	ND	202	42.8	U
53469-21-9	Aroclor 1242	ND	202	27.2	U
12672-29-6	Aroclor 1248	1820	202	30.3	
11097-69-1	Aroclor 1254	ND	202	22.1	U
11096-82-5	Aroclor 1260	ND	202	37.3	U
37324-23-5	Aroclor 1262	ND	202	25.6	U
11100-14-4	Aroclor 1268	ND	202	20.9	U
1336-36-3	PCBs, Total	1820	202	17.9	

Results Summary
Form 1
Polychlorinated Biphenyls by GC

Client	: Barton & Loguidice, P.C	Lab Number	: L1917202
Project Name	: AMPHENOL-SUB SLAB SOIL	Project Number	: 1153.010.001
Lab ID	: L1917202-17D	Date Collected	: 04/25/19 11:41
Client ID	: B5-SS9 6-12"	Date Received	: 04/30/19
Sample Location	: SIDNEY, NY	Date Analyzed	: 05/02/19 15:46
Sample Matrix	: SOIL	Date Extracted	: 05/01/19
Analytical Method	: 1,8082A	Dilution Factor	: 2500
Lab File ID	: 12190502a-07	Analyst	: WR
Sample Amount	: 15.35 g	Instrument ID	: PEST12
Extraction Method	: EPA 3540C	GC Column	: CLP-Pesticide
Extract Volume	: 5000 uL	%Solids	: 92
GPC Cleanup	: N	Injection Volume	: 1 uL
Sulfur Cleanup	: Y		

		ug/Kg			
CAS NO.	Parameter	Results	RL	MDL	Qualifier
12674-11-2	Aroclor 1016	ND	88300	7840	U
11104-28-2	Aroclor 1221	ND	88300	8850	U
11141-16-5	Aroclor 1232	ND	88300	18700	U
53469-21-9	Aroclor 1242	ND	88300	11900	U
12672-29-6	Aroclor 1248	216000	88300	13200	
11097-69-1	Aroclor 1254	ND	88300	9660	U
11096-82-5	Aroclor 1260	ND	88300	16300	U
37324-23-5	Aroclor 1262	ND	88300	11200	U
11100-14-4	Aroclor 1268	ND	88300	9150	U
1336-36-3	PCBs, Total	216000	88300	7840	

Results Summary
Form 1
Polychlorinated Biphenyls by GC

Client	: Barton & Loguidice, P.C	Lab Number	: L1917202
Project Name	: AMPHENOL-SUB SLAB SOIL	Project Number	: 1153.010.001
Lab ID	: WG1232136-1	Date Collected	: NA
Client ID	: WG1232136-1BLANK	Date Received	: NA
Sample Location	:	Date Analyzed	: 05/02/19 05:29
Sample Matrix	: SOIL	Date Extracted	: 05/01/19
Analytical Method	: 1,8082A	Dilution Factor	: 1
Lab File ID	: 12190501a-52	Analyst	: WR
Sample Amount	: 15.43 g	Instrument ID	: PEST12
Extraction Method	: EPA 3540C	GC Column	: CLP-Pesticide
Extract Volume	: 5000 uL	%Solids	: NA
GPC Cleanup	: N	Injection Volume	: 1 uL
Sulfur Cleanup	: Y		

		ug/Kg			
CAS NO.	Parameter	Results	RL	MDL	Qualifier
12674-11-2	Aroclor 1016	ND	32.4	2.88	U
11104-28-2	Aroclor 1221	ND	32.4	3.25	U
11141-16-5	Aroclor 1232	ND	32.4	6.87	U
53469-21-9	Aroclor 1242	ND	32.4	4.37	U
12672-29-6	Aroclor 1248	ND	32.4	4.86	U
11097-69-1	Aroclor 1254	ND	32.4	3.54	U
11096-82-5	Aroclor 1260	ND	32.4	5.99	U
37324-23-5	Aroclor 1262	ND	32.4	4.12	U
11100-14-4	Aroclor 1268	ND	32.4	3.36	U
1336-36-3	PCBs, Total	ND	32.4	2.88	U

Wet Chemistry

Total Solids / Percent Moisture Analysis

Results

Form 1
WETCHEM

Client	: Barton & Loguidice, P.C	Lab Number	: L1917202
Project Name	: AMPHENOL-SUB SLAB SOIL	Project Number	: 1153.010.001
Lab ID	: L1917202-12	Date Collected	: 04/25/19 11:08
Client ID	: B5-SS4 6-12"	Date Received	: 04/30/19
Sample Location	: SIDNEY, NY	Date Analyzed	: 04/30/19 15:23
Sample Matrix	: SOIL	Dilution Factor	: 1
Analytical Method	: 121,2540G	Analyst	: RI
Lab File ID	: WG1231979.pdf	Instrument ID	: BALANCE#47
Sample Amount	:	%Solids	: 92
Digestion Method	:	Date Digested	:

		%			
CAS NO.	Parameter	Results	RL	MDL	Qualifier
NONE	Solids, Total	91.8	0.100	NA	

Form 1
WETCHEM

Client	: Barton & Loguidice, P.C	Lab Number	: L1917202
Project Name	: AMPHENOL-SUB SLAB SOIL	Project Number	: 1153.010.001
Lab ID	: L1917202-13	Date Collected	: 04/25/19 11:12
Client ID	: B5-SS5 6-12"	Date Received	: 04/30/19
Sample Location	: SIDNEY, NY	Date Analyzed	: 04/30/19 15:23
Sample Matrix	: SOIL	Dilution Factor	: 1
Analytical Method	: 121,2540G	Analyst	: RI
Lab File ID	: WG1231979.pdf	Instrument ID	: BALANCE#47
Sample Amount	:	%Solids	: 88
Digestion Method	:	Date Digested	:

		%			
CAS NO.	Parameter	Results	RL	MDL	Qualifier
NONE	Solids, Total	88.1	0.100	NA	

Form 1
WETCHEM

Client	: Barton & Loguidice, P.C	Lab Number	: L1917202
Project Name	: AMPHENOL-SUB SLAB SOIL	Project Number	: 1153.010.001
Lab ID	: L1917202-14	Date Collected	: 04/25/19 11:18
Client ID	: B5-SS6 6-12"	Date Received	: 04/30/19
Sample Location	: SIDNEY, NY	Date Analyzed	: 04/30/19 15:23
Sample Matrix	: SOIL	Dilution Factor	: 1
Analytical Method	: 121,2540G	Analyst	: RI
Lab File ID	: WG1231979.pdf	Instrument ID	: BALANCE#47
Sample Amount	:	%Solids	: 95
Digestion Method	:	Date Digested	:

		%			
CAS NO.	Parameter	Results	RL	MDL	Qualifier
NONE	Solids, Total	94.8	0.100	NA	

Form 1
WETCHEM

Client	: Barton & Loguidice, P.C	Lab Number	: L1917202
Project Name	: AMPHENOL-SUB SLAB SOIL	Project Number	: 1153.010.001
Lab ID	: L1917202-15	Date Collected	: 04/25/19 11:29
Client ID	: B5-SS7 6-12"	Date Received	: 04/30/19
Sample Location	: SIDNEY, NY	Date Analyzed	: 04/30/19 15:23
Sample Matrix	: SOIL	Dilution Factor	: 1
Analytical Method	: 121,2540G	Analyst	: RI
Lab File ID	: WG1231979.pdf	Instrument ID	: BALANCE#47
Sample Amount	:	%Solids	: 91
Digestion Method	:	Date Digested	:

		%			
CAS NO.	Parameter	Results	RL	MDL	Qualifier
NONE	Solids, Total	91.1	0.100	NA	

Form 1
WETCHEM

Client	: Barton & Loguidice, P.C	Lab Number	: L1917202
Project Name	: AMPHENOL-SUB SLAB SOIL	Project Number	: 1153.010.001
Lab ID	: L1917202-16	Date Collected	: 04/25/19 11:35
Client ID	: B5-SS8 6-12"	Date Received	: 04/30/19
Sample Location	: SIDNEY, NY	Date Analyzed	: 04/30/19 15:23
Sample Matrix	: SOIL	Dilution Factor	: 1
Analytical Method	: 121,2540G	Analyst	: RI
Lab File ID	: WG1231979.pdf	Instrument ID	: BALANCE#47
Sample Amount	:	%Solids	: 82
Digestion Method	:	Date Digested	:

		%			
CAS NO.	Parameter	Results	RL	MDL	Qualifier
NONE	Solids, Total	81.8	0.100	NA	

Form 1
WETCHEM

Client	: Barton & Loguidice, P.C	Lab Number	: L1917202
Project Name	: AMPHENOL-SUB SLAB SOIL	Project Number	: 1153.010.001
Lab ID	: L1917202-17	Date Collected	: 04/25/19 11:41
Client ID	: B5-SS9 6-12"	Date Received	: 04/30/19
Sample Location	: SIDNEY, NY	Date Analyzed	: 04/30/19 15:23
Sample Matrix	: SOIL	Dilution Factor	: 1
Analytical Method	: 121,2540G	Analyst	: RI
Lab File ID	: WG1231979.pdf	Instrument ID	: BALANCE#47
Sample Amount	:	%Solids	: 92
Digestion Method	:	Date Digested	:

		%			
CAS NO.	Parameter	Results	RL	MDL	Qualifier
NONE	Solids, Total	92.2	0.100	NA	

Form 1
WETCHEM

Client	: Barton & Loguidice, P.C	Lab Number	: L1917202
Project Name	: AMPHENOL-SUB SLAB SOIL	Project Number	: 1153.010.001
Lab ID	: WG1231979-1	Date Collected	: 04/25/19 11:08
Client ID	: B5-SS4 6-12"DUP	Date Received	: 04/30/19
Sample Location	:	Date Analyzed	: 04/30/19 15:23
Sample Matrix	: SOIL	Dilution Factor	: 1
Analytical Method	: 121,2540G	Analyst	: RI
Lab File ID	: WG1231979.pdf	Instrument ID	: BALANCE#47
Sample Amount	:	%Solids	: 92
Digestion Method	:	Date Digested	:

		%			
CAS NO.	Parameter	Results	RL	MDL	Qualifier
NONE	Solids, Total	91.0	0.100	NA	

www.alphalab.com

Alpha Analytical

Laboratory Code: 11148

SDG Number: L1918093

The original project report/data package is held by Alpha Analytical. This report/data package is paginated and should be reproduced only in its entirety. Alpha Analytical holds no responsibility for results and/or data that are not consistent with the original.

Table of Contents

New York ASP Category A Data Deliverable Package 1
- Table of Contents 2
- Sample ID Cross Reference 3
- SDG Narrative 4
- Data Qualifier Definitions 6
- Instrument Information 8
- Volatile Organics Instruments 8
- Volatile Organics in Air Instruments 8
- Semivolatile Organics Instruments - Westborough 9
- Semivolatile Organic Instruments - Mansfield 10
- Sample Log-in Sheet 11
- Lims COC (LN01) 12
- External Chain of Custody 16
- Organics Analysis 18
  - GC PCB Analysis 19
    - Aroclor Sample Data 20
      - Form 1 - Organics 21
- Wet Chemistry Analysis 60
  - Total Solids Analysis 61
    - Results 62
      - Form 1 - Inorganics 63

Project Name: AMPHENOL SUB SLAB SOIL
Project Number: 1153.010.001

Lab Number: L1918093
Report Date: 05/03/19

Alpha Sample ID	Client ID	Matrix	Sample Location	Collection Date/Time	Receive Date
L1918093-01	B5-SS13 0-6"	SOIL	SIDNEY, NY	05/01/19 10:23	05/01/19
L1918093-02	B5-SS14 0-6"	SOIL	SIDNEY, NY	05/01/19 10:34	05/01/19
L1918093-03	B5-SS15 0-6"	SOIL	SIDNEY, NY	05/01/19 10:42	05/01/19
L1918093-04	B5-SS16 0-6"	SOIL	SIDNEY, NY	05/01/19 11:05	05/01/19
L1918093-05	B5-SS17 0-6"	SOIL	SIDNEY, NY	05/01/19 11:21	05/01/19
L1918093-06	B5-SS18 0-6"	SOIL	SIDNEY, NY	05/01/19 11:31	05/01/19
L1918093-07	B5-SS19 0-6"	SOIL	SIDNEY, NY	05/01/19 11:55	05/01/19
L1918093-08	B5-SS20 0-6"	SOIL	SIDNEY, NY	05/01/19 12:20	05/01/19
L1918093-09	B5-SS21 0-6"	SOIL	SIDNEY, NY	05/01/19 12:06	05/01/19
L1918093-10	B5-SS22 0-6"	SOIL	SIDNEY, NY	05/01/19 12:35	05/01/19
L1918093-11	B5-SS13	SOIL	SIDNEY, NY	05/01/19 10:27	05/01/19
L1918093-12	B5-SS14	SOIL	SIDNEY, NY	05/01/19 10:38	05/01/19
L1918093-13	B5-SS15	SOIL	SIDNEY, NY	05/01/19 10:46	05/01/19
L1918093-14	B5-SS16	SOIL	SIDNEY, NY	05/01/19 11:09	05/01/19
L1918093-15	B5-SS17	SOIL	SIDNEY, NY	05/01/19 11:26	05/01/19
L1918093-16	B5-SS18	SOIL	SIDNEY, NY	05/01/19 11:36	05/01/19
L1918093-17	B5-SS19	SOIL	SIDNEY, NY	05/01/19 12:00	05/01/19
L1918093-18	B5-SS20	SOIL	SIDNEY, NY	05/01/19 12:26	05/01/19
L1918093-19	B5-SS21	SOIL	SIDNEY, NY	05/01/19 12:12	05/01/19
L1918093-20	B5-SS22	SOIL	SIDNEY, NY	05/01/19 12:41	05/01/19

Case Narrative

The samples were received in accordance with the Chain of Custody and no significant deviations were encountered during the preparation or analysis unless otherwise noted. Sample Receipt, Container Information, and the Chain of Custody are located at the back of the report.

Results contained within this report relate only to the samples submitted under this Alpha Lab Number and meet NELAP requirements for all NELAP accredited parameters unless otherwise noted in the following narrative. The data presented in this report is organized by parameter (i.e. VOC, SVOC, etc.). Sample specific Quality Control data (i.e. Surrogate Spike Recovery) is reported at the end of the target analyte list for each individual sample, followed by the Laboratory Batch Quality Control at the end of each parameter. Tentatively Identified Compounds (TICs), if requested, are reported for compounds identified to be present and are not part of the method/program Target Compound List, even if only a subset of the TCL are being reported. If a sample was re-analyzed or re-extracted due to a required quality control corrective action and if both sets of data are reported, the Laboratory ID of the re-analysis or re-extraction is designated with an "R" or "RE", respectively. When multiple Batch Quality Control elements are reported (e.g. more than one LCS), the associated samples for each element are noted in the grey shaded header line of each data table. Any Laboratory Batch, Sample Specific % recovery or RPD value that is outside the listed Acceptance Criteria is bolded in the report. All specific QC information is also incorporated in the Data Usability format of our Data Merger tool where it can be reviewed along with any associated usability implications. Soil/sediments, solids and tissues are reported on a dry weight basis unless otherwise noted. Definitions of all data qualifiers and acronyms used in this report are provided in the Glossary located at the back of the report.

In reference to questions H (CAM) or 4 (RCP) when "NO" is checked, the performance criteria for CAM and RCP methods allow for some quality control failures to occur and still be within method compliance. In these instances the specific failure is not narrated but noted in the associated QC table. The information is also incorporated in the Data Usability format of our Data Merger tool where it can be reviewed along with any associated usability implications.

Please see the associated ADEx data file for a comparison of laboratory reporting limits that were achieved with the regulatory Numerical Standards requested on the Chain of Custody.

HOLD POLICY
For samples submitted on hold, Alpha's policy is to hold samples (with the exception of Air canisters) free of charge for 21 calendar days from the date the project is completed. After 21 calendar days, we will dispose of all samples submitted including those put on hold unless you have contacted your Client Service Representative and made arrangements for Alpha to continue to hold the samples. Air canisters will be disposed after 3 business days from the date the project is completed.

Please contact Client Services at 800-624-9220 with any questions.

Case Narrative (continued)

Report Submission

May 03, 2019: This final report includes the results of all requested analyses.

May 03, 2019: This is a preliminary report.

All non-detect (ND) or estimated concentrations (J-qualified) have been quantitated to the limit noted in the MDL column.

PCBs

L1918093-05 through -08, -10, and -14: The surrogate recoveries are below the acceptance criteria for 2,4,5,6-tetrachloro-m-xylene (0%) and decachlorobiphenyl (0%) due to the dilution required to quantitate the sample. Re-extraction was not required; therefore, the results of the original analysis are reported.

I, the undersigned, attest under the pains and penalties of perjury that, to the best of my knowledge and belief and based upon my personal inquiry of those responsible for providing the information contained in this analytical report, such information is accurate and complete. This certificate of analysis is not complete unless this page accompanies any and all pages of this report.

Authorized Signature: Kelly Stenstrom Report Date: 05/03/19

Title: Technical Director/Representative

GLOSSARY

Acronyms

DL	- Detection Limit: This value represents the level to which target analyte concentrations are reported as estimated values, when those target analyte concentrations are quantified below the limit of quantitation (LOQ). The DL includes any adjustments from dilutions, concentrations or moisture content, where applicable. (DoD report formats only.)
EDL	- Estimated Detection Limit: This value represents the level to which target analyte concentrations are reported as estimated values, when those target analyte concentrations are quantified below the reporting limit (RL). The EDL includes any adjustments from dilutions, concentrations or moisture content, where applicable. The use of EDLs is specific to the analysis of PAHs using Solid-Phase Microextraction (SPME).
EMPC	- Estimated Maximum Possible Concentration: The concentration that results from the signal present at the retention time of an analyte when the ions meet all of the identification criteria except the ion abundance ratio criteria. An EMPC is a worst-case estimate of the concentration.
EPA	- Environmental Protection Agency.
LCS	- Laboratory Control Sample: A sample matrix, free from the analytes of interest, spiked with verified known amounts of analytes or a material containing known and verified amounts of analytes.
LCSD	- Laboratory Control Sample Duplicate: Refer to LCS.
LFB	- Laboratory Fortified Blank: A sample matrix, free from the analytes of interest, spiked with verified known amounts of analytes or a material containing known and verified amounts of analytes.
LOD	- Limit of Detection: This value represents the level to which a target analyte can reliably be detected for a specific analyte in a specific matrix by a specific method. The LOD includes any adjustments from dilutions, concentrations or moisture content, where applicable. (DoD report formats only.)
LOQ	- Limit of Quantitation: The value at which an instrument can accurately measure an analyte at a specific concentration. The LOQ includes any adjustments from dilutions, concentrations or moisture content, where applicable. (DoD report formats only.) Limit of Quantitation: The value at which an instrument can accurately measure an analyte at a specific concentration. The LOQ includes any adjustments from dilutions, concentrations or moisture content, where applicable. (DoD report formats only.)
MDL	- Method Detection Limit: This value represents the level to which target analyte concentrations are reported as estimated values, when those target analyte concentrations are quantified below the reporting limit (RL). The MDL includes any adjustments from dilutions, concentrations or moisture content, where applicable.
MS	- Matrix Spike Sample: A sample prepared by adding a known mass of target analyte to a specified amount of matrix sample for which an independent estimate of target analyte concentration is available. For Method 332.0, the spike recovery is calculated using the native concentration, including estimated values.
MSD	- Matrix Spike Sample Duplicate: Refer to MS.
NA	- Not Applicable.
NC	- Not Calculated: Term is utilized when one or more of the results utilized in the calculation are non-detect at the parameter's reporting unit.
NDPA/DPA	- N-Nitrosodiphenylamine/Diphenylamine.
NI	- Not Ignitable.
NP	- Non-Plastic: Term is utilized for the analysis of Atterberg Limits in soil.
RL	- Reporting Limit: The value at which an instrument can accurately measure an analyte at a specific concentration. The RL includes any adjustments from dilutions, concentrations or moisture content, where applicable.
RPD	- Relative Percent Difference: The results from matrix and/or matrix spike duplicates are primarily designed to assess the precision of analytical results in a given matrix and are expressed as relative percent difference (RPD). Values which are less than five times the reporting limit for any individual parameter are evaluated by utilizing the absolute difference between the values; although the RPD value will be provided in the report.
SRM	- Standard Reference Material: A reference sample of a known or certified value that is of the same or similar matrix as the associated field samples.
STLP	- Semi-dynamic Tank Leaching Procedure per EPA Method 1315.
TEF	- Toxic Equivalency Factors: The values assigned to each dioxin and furan to evaluate their toxicity relative to 2,3,7,8-TCDD.
TEQ	- Toxic Equivalent: The measure of a sample's toxicity derived by multiplying each dioxin and furan by its corresponding TEF and then summing the resulting values.
TIC	- Tentatively Identified Compound: A compound that has been identified to be present and is not part of the target compound list (TCL) for the method and/or program. All TICs are qualitatively identified and reported as estimated concentrations.

Footnotes

Report Format: DU Report with 'J' Qualifiers

1 - The reference for this analyte should be considered modified since this analyte is absent from the target analyte list of the original method.

Terms

Analytical Method: Both the document from which the method originates and the analytical reference method. (Example: EPA 8260B is shown as 1,8260B.) The codes for the reference method documents are provided in the References section of the Addendum.

Final pH: As it pertains to Sample Receipt & Container Information section of the report, Final pH reflects pH of container determined after adjustment at the laboratory, if applicable. If no adjustment required, value reflects Initial pH.

Frozen Date/Time: With respect to Volatile Organics in soil, Frozen Date/Time reflects the date/time at which associated Reagent Water-preserved vials were initially frozen. Note: If frozen date/time is beyond 48 hours from sample collection, value will be reflected in 'bold'.

Initial pH: As it pertains to Sample Receipt & Container Information section of the report, Initial pH reflects pH of container determined upon receipt, if applicable.

PFAS Total: With respect to PFAS analyses, the 'PFAS, Total (5)' result is defined as the summation of results for: PFHpA, PFHxS, PFOA, PFNA and PFOS. If a 'Total' result is requested, the results of its individual components will also be reported.

Total: With respect to Organic analyses, a 'Total' result is defined as the summation of results for individual isomers or Aroclors. If a 'Total' result is requested, the results of its individual components will also be reported. This is applicable to 'Total' results for methods 8260, 8081 and 8082.

Data Qualifiers

A - Spectra identified as "Aldol Condensation Product".

B - The analyte was detected above the reporting limit in the associated method blank. Flag only applies to associated field samples that have detectable concentrations of the analyte at less than ten times (10x) the concentration found in the blank. For MCP-related projects, flag only applies to associated field samples that have detectable concentrations of the analyte at less than ten times (10x) the concentration found in the blank. For DOD-related projects, flag only applies to associated field samples that have detectable concentrations of the analyte at less than ten times (10x) the concentration found in the blank AND the analyte was detected above one-half the reporting limit (or above the reporting limit for common lab contaminants) in the associated method blank. For NJ-Air-related projects, flag only applies to associated field samples that have detectable concentrations of the analyte above the reporting limit. For NJ-related projects (excluding Air), flag only applies to associated field samples that have detectable concentrations of the analyte, which was detected above the reporting limit in the associated method blank or above five times the reporting limit for common lab contaminants (Phthalates, Acetone, Methylene Chloride, 2-Butanone).

C - Co-elution: The target analyte co-elutes with a known lab standard (i.e. surrogate, internal standards, etc.) for co-extracted analyses.

D - Concentration of analyte was quantified from diluted analysis. Flag only applies to field samples that have detectable concentrations of the analyte.

E - Concentration of analyte exceeds the range of the calibration curve and/or linear range of the instrument.

G - The concentration may be biased high due to matrix interferences (i.e, co-elution) with non-target compound(s). The result should be considered estimated.

H - The analysis of pH was performed beyond the regulatory-required holding time of 15 minutes from the time of sample collection.

I - The lower value for the two columns has been reported due to obvious interference.

M - Reporting Limit (RL) exceeds the MCP CAM Reporting Limit for this analyte.

NJ - Presumptive evidence of compound. This represents an estimated concentration for Tentatively Identified Compounds (TICs), where the identification is based on a mass spectral library search.

P - The RPD between the results for the two columns exceeds the method-specified criteria.

Q - The quality control sample exceeds the associated acceptance criteria. For DOD-related projects, LCS and/or Continuing Calibration Standard exceedences are also qualified on all associated sample results. Note: This flag is not applicable for matrix spike recoveries when the sample concentration is greater than 4x the spike added or for batch duplicate RPD when the sample concentrations are less than 5x the RL. (Metals only.)

R - Analytical results are from sample re-analysis.

RE - Analytical results are from sample re-extraction.

S - Analytical results are from modified screening analysis.

J - Estimated value. The Target analyte concentration is below the quantitation limit (RL), but above the Method Detection Limit (MDL) or Estimated Detection Limit (EDL) for SPME-related analyses. This represents an estimated concentration for Tentatively Identified Compounds (TICs).

ND - Not detected at the method detection limit (MDL) for the sample, or estimated detection limit (EDL) for SPME-related analyses.

Report Format: DU Report with 'J' Qualifiers

Volatile Organics Instruments

Volatile Organics:

Instrument: Agilent 7890 GC/5975C MSD	Columns (length x ID x df):
Trap: Supelco K Trap (VOACARB 3000)	RTX-VMS 20m x 0.18mm x 1um
Concentrator: EST Encon (or equivalent)	RTX-VMS 30m x 0.25mm x 1.4um
Autosampler: EST Centurion (or equivalent)	RTX-502.2 40m x 0.18mm x 1um
Purge time: 11 min	

Volatile Organics: VPH

Instrument: Agilent 6890 (or equivalent)	Column Type: Restek RTX 502.2
Trap: Supelco K Trap (VOACARB 3000)	Column Length: 105 Meters
Concentrator: EST Encon (or equivalent)	df: 3.00 um
Autosampler: EST Centurion (or equivalent)	ID: 0.53mm

Volatile Organics: PIANO

Instrument: Agilent 7890 GC/5975C MSD	Column Type: DB-VRX
Trap: Supelco K Trap (VOACARB 3000)	Column Length: 60 Meters
Concentrator: Tekmar Velocity / EST Encon	df: 1.40 um
Autosampler: Varian Archon / EST Centurion	ID: 0.25 mm
Purge time: 11 min	Desorb: 1 min

Volatile Organics: Dissolved Gas

Instrument: Agilent 7890 (or equivalent) with FID/TCD

	Column Type: Haysep S Column
	Column Length: 2 Meters packed (100/200 mesh)
Autosampler: LEAP Headspace	Purge time: 0.6 min

Volatile Organics in Air Instruments

Volatile Organics in Air:

Instruments: Agilent 6890 GC / 5975 MSD Shimadzu QP2010-SE / QP2020

Concentrator: Entech 7100A or 7200	Column Type: Restek RTX-1
Autosampler: Entech 7016CA or 7016D	Column Length: 60 Meters
	df: 1.00 um
	ID: 0.25 mm or 0.32 mm

Trap 1: Glass Bead: manufacturer-Entech: 20 cm packing material
Trap 2: Tenax: manufacturer-Entech: 20 cm packing material

Semivolatile Organics Instruments - Westborough

Semivolatile Organics (Acid/Base/Neutral Extractables):

Instrument: Agilent 5973N MSD	Injection volume: 1 ul;2 uL LVI
Column Type: Restek RXI-5SILMS	df: 0.32 um
Column Length: 30 Meters	ID: 0.25 mm

Polynuclear Aromatic Hydrocarbons by 8270 SIM:

Instrument: Agilent 5973 MSD	Injection volume: 1 ul;2 uL LVI
Column Type: Restek RXI-5SILMS	df: 0.25 um
Column Length: 30 Meters	ID: 0.25 mm

Pesticides/PCB/Herbicides:

Instrument: Agilent 6890 w/Dual Micro ECDs	Injection Volume: 1uL
Column A: Restek RTX-CL/STX-CL	df: 0.32
Column B: Restek RTX/STX-CLPPesticide II	df: 0.25
Column Length: 30 Meters	ID: 0.32 mm

Petroleum/EPH:

Instrument: Agilent 6890 w/FID / HP 5890 w/ FID	Injection Volume: 1uL
Column: Restek RTX 5	df: 0.25
Column Length: 30 Meters	
ID: 0.32 mm	

Semivolatile Organic Instruments - Mansfield

Semivolatile Organics (ALK-PAH Extractables):

Instrument: Agilent 5973N / 5975 MSD	Injection volume: 1 ul
Column Type: ZB-5	df: 0.25 um
Column Length: 60 Meters	ID: 0.25 mm

Semivolatile Organics (8270):

Instrument: Agilent 5973N / 5975 MSD	Injection volume: 2 ul
Column Type: ZB-Semivolatiles	df: 0.25 um
Column Length: 30 Meters	ID: 0.25 mm

Semivolatile Organics (8270 SIM):

Instrument: Agilent 5973N / 5975 MSD	Injection volume: 3 ul
Column Type: ZB-5	df: 0.25 um
Column Length: 30 Meters	ID: 0.25 mm

Semivolatile Organics (1,4-Dioxane):

Instrument: Agilent 5973N / 5975 / 5977 MSD	Injection volume: 3 ul
Column Type: RTX-5	df: 0.25um, 0.18 um
Column Length: 30 Meters	ID: 0.25um, 0.18 mm

Semivolatile Organics (209 Congener):

Instrument: Agilent 5973N / 5975 MSD	Injection volume: 3 ul
Column Type: RTX-5, RTX-PCB	df: 0.25um, 0.18 um
Column Length: 60 Meters	ID: 0.25um, 0.18 mm

Semivolatile Organics (8081):

Instrument: Agilent 6890 / 7890	Injection volume: 1 ul
Column Type: RTX-5 / RTX-CLP II	df: 0.25 um
Column Length: 60 Meters	ID: 0.25 mm

Semivolatile Organics (8082):

Instrument: Agilent 6890 w/Dual Micro ECDs	Injection Volume: 1uL
Column A: Restek RTX-CL/STX-CL	df: 0.32
Column B: Restek RTX/STX-CLPPesticide II	df: 0.25
Column Length: 30 Meters	ID: 0.32 mm

Semivolatile Organics (SHC Extractables):

Instrument: Agilent 6890	Injection volume: 1 ul
Column Type: RTX-5	df: 0.25 um
Column Length: 60 Meters	ID: 0.25 mm

Sample Delivery Group Summary

Alpha Job Number : L1918093

Received : 01-MAY-2019
Reviewer : Shaniya Langford

Account Name : Barton & Loguidice, P.C
Project Number : 1153.010.001
Project Name : AMPHENOL SUB SLAB SOIL

Delivery Information

Samples Delivered By : Alpha Courier

Chain of Custody : Present

Cooler Information

Cooler	Seal/Seal#	Preservation	Temperature(°C)	Additional Information
A	Absent/	Ice	2.3	

Condition Information

1) All samples on COC received?	**YES**
2) Extra samples received?	**NO**
3) Are there any sample container discrepancies?	**NO**
4) Are there any discrepancies between sample labels & COC? L1918093-12: 01-MAY-19 10:38 vs. 01-MAY-19 10:48	**YES**
5) Are samples in appropriate containers for requested analysis?	**YES**
6) Are samples properly preserved for requested analysis?	**YES**
7) Are samples within holding time for requested analysis?	**YES**
8) All sampling equipment returned?	**NA**

Volatile Organics/VPH

1) Reagent Water Vials Frozen by Client?	**NA**

ALPHA ANALYTICAL LABORATORIES, INC.
LOGIN CHAIN OF CUSTODY REPORT
May 03 2019, 06:30 pm

Login Number: L1918093
Account: BARTON2 Barton & Loguidice, P.CProject: 1153.010.001
Received: 01MAY19 Due Date: 02MAY19

Sample #	Client ID	Mat	PR	Collected
L1918093-01	B5-SS13 0-6"	3	1A	01MAY19 10:23

8082:Segregate glassware; potential high PCB; use 5 g for extraction ASP-A Package Due Date: 05/02/19
ASP-A,NYTCL-8082,TS

Sample #	Client ID	Mat	PR	Collected
L1918093-02	B5-SS14 0-6"	3	1A	01MAY19 10:34

8082:Segregate glassware; potential high PCB; use 5 g for extraction Package Due Date: 05/02/19
NYTCL-8082,TS

Sample #	Client ID	Mat	PR	Collected
L1918093-03	B5-SS15 0-6"	3	1A	01MAY19 10:42

8082:Segregate glassware; potential high PCB; use 5 g for extraction Package Due Date: 05/02/19
NYTCL-8082,TS

Sample #	Client ID	Mat	PR	Collected
L1918093-04	B5-SS16 0-6"	3	1A	01MAY19 11:05

8082:Segregate glassware; potential high PCB; use 5 g for extraction Package Due Date: 05/02/19
NYTCL-8082,TS

Sample #	Client ID	Mat	PR	Collected
L1918093-05	B5-SS17 0-6"	3	1A	01MAY19 11:21

8082:Segregate glassware; potential high PCB; use 5 g for extraction Package Due Date: 05/02/19
NYTCL-8082,TS

Sample #	Client ID	Mat	PR	Collected
L1918093-06	B5-SS18 0-6"	3	1A	01MAY19 11:31

8082:Segregate glassware; potential high PCB; use 5 g for extraction Package Due Date: 05/02/19
NYTCL-8082,TS

Sample #	Client ID	Mat	PR	Collected
L1918093-07	B5-SS19 0-6"	3	1A	01MAY19 11:55

8082:Segregate glassware; potential high PCB; use 5 g for extraction Package Due Date: 05/02/19

ALPHA ANALYTICAL LABORATORIES, INC.
LOGIN CHAIN OF CUSTODY REPORT
May 03 2019, 06:30 pm

Login Number: L1918093
Account: BARTON2 Barton & Loguidice, P.CProject: 1153.010.001
Received: 01MAY19 Due Date: 02MAY19

Sample #	Client ID	Mat	PR	Collected
NYTCL-8082,TS				
L1918093-08	B5-SS20 0-6"	3	1A	01MAY19 12:20
8082:Segregate glassware; potential high PCB; use 5 g for extraction Package Due Date: 05/02/19				
NYTCL-8082,TS				
L1918093-09	B5-SS21 0-6"	3	1A	01MAY19 12:06
8082:Segregate glassware; potential high PCB; use 5 g for extraction Package Due Date: 05/02/19				
NYTCL-8082,TS				
L1918093-10	B5-SS22 0-6"	3	1A	01MAY19 12:35
8082:Segregate glassware; potential high PCB; use 5 g for extraction Package Due Date: 05/02/19				
NYTCL-8082,TS				
L1918093-11	B5-SS13	3	1A	01MAY19 10:27
8082:Segregate glassware; potential high PCB; use 5 g for extraction Package Due Date: 05/02/19				
NYTCL-8082,TS				
L1918093-12	B5-SS14	3	1A	01MAY19 10:38
8082:Segregate glassware; potential high PCB; use 5 g for extraction Package Due Date: 05/02/19				
NYTCL-8082,TS				
L1918093-13	B5-SS15	3	1A	01MAY19 10:46
8082:Segregate glassware; potential high PCB; use 5 g for extraction Package Due Date: 05/02/19				
NYTCL-8082,TS				

ALPHA ANALYTICAL LABORATORIES, INC.
LOGIN CHAIN OF CUSTODY REPORT
May 03 2019, 06:30 pm

Login Number: L1918093
Account: BARTON2 Barton & Loguidice, P.CProject: 1153.010.001
Received: 01MAY19 Due Date: 02MAY19

Sample #	Client ID	Mat	PR	Collected
L1918093-14	B5-SS16	3	1A	01MAY19 11:09
8082:Segregate glassware; potential high PCB; use 5 g for extraction Package Due Date: 05/02/19				
NYTCL-8082,TS				
L1918093-15	B5-SS17	3	1A	01MAY19 11:26
8082:Segregate glassware; potential high PCB; use 5 g for extraction Package Due Date: 05/02/19				
NYTCL-8082,TS				
L1918093-16	B5-SS18	3	1A	01MAY19 11:36
8082:Segregate glassware; potential high PCB; use 5 g for extraction Package Due Date: 05/02/19				
NYTCL-8082,TS				
L1918093-17	B5-SS19	3	1A	01MAY19 12:00
8082:Segregate glassware; potential high PCB; use 5 g for extraction Package Due Date: 05/02/19				
NYTCL-8082,TS				
L1918093-18	B5-SS20	3	1A	01MAY19 12:26
8082:Segregate glassware; potential high PCB; use 5 g for extraction Package Due Date: 05/02/19				
NYTCL-8082,TS				
L1918093-19	B5-SS21	3	1A	01MAY19 12:12
8082:Segregate glassware; potential high PCB; use 5 g for extraction Package Due Date: 05/02/19				
NYTCL-8082,TS				
L1918093-20	B5-SS22	3	1A	01MAY19 12:41
8082:Segregate glassware; potential high PCB; use 5 g for extraction Package Due Date: 05/02/19				

ALPHA ANALYTICAL LABORATORIES, INC.
LOGIN CHAIN OF CUSTODY REPORT
May 03 2019, 06:30 pm

Login Number: L1918093
Account: BARTON2 Barton & Loguidice, P.CProject: 1153.010.001
Received: 01MAY19 Due Date: 02MAY19

Sample #	Client ID	Mat	PR	Collected

NYTCL-8082,TS

Page 4
Logged By: Candace Fox

NEW YORK CHAIN OF CUSTODY

ALPHA ANALYTICAL

Westborough, MA 01581
8 Walkup Dr.
TEL: 508-898-9220
FAX: 508-898-9193

Mansfield, MA 02048
320 Forbes Blvd
TEL: 508-822-9300
FAX: 508-822-3288

Service Centers
Mahwah, NJ 07430: 35 Whitney Rd, Suite 5
Albany, NY 12205: 14 Walker Way
Tonawanda, NY 14150: 275 Cooper Ave, Suite 105

Page 1 of 2

Date Rec'd in Lab: 5/2/19

ALPHA Job #: L1918093

Client Information
Client: B+C
Address: 443 Electronics Pkwy
Liverpool NY 13088
Phone: 315-457-5200
Fax: MStrodel e
Email: bonfonandlaguidice.com

Project Information
Project Name: Amphenol Sub Slab Soil
Project Location: 1153.010.001 Syracuse, NY
Project #
(Use Project name as Project #) ☐
Project Manager: Bryce Dingman
ALPHAQuote #:

Turn-Around Time
Standard ☐ Due Date:
Rush (only if pre approved) ☒ # of Days: 1

Deliverables
☒ ASP-A ☐ ASP-B
☐ EQuIS (1 File) ☐ EQuIS (4 File)
☐ Other

Regulatory Requirement
☐ NY TOGS ☐ NY Part 375
☐ AWQ Standards ☐ NY CP-51
☐ NY Restricted Use ☐ Other
☐ NY Unrestricted Use
☐ NYC Sewer Discharge

Billing Information
☐ Same as Client Info
PO # 1153.010.001

Disposal Site Information
Please identify below location of applicable disposal facilities.
Disposal Facility:
☐ NJ ☐ NY
☐ Other:

These samples have been previously analyzed by Alpha ☐

Other project specific requirements/comments:
CC Results to BDingman@bonfonandlaguidice.com

Please specify Metals or TAL.

ANALYSIS: PCBs

Sample Filtration
☐ Done
☐ Lab to do
Preservation
☐ Lab to do
(Please Specify below)

ALPHA Lab ID (Lab Use Only)	Sample ID	Collection Date	Collection Time	Sample Matrix	Sampler's Initials	PCBs	Sample Specific Comments	Total Bottle
L18093-01	B5-5513 0-6"	05/01/19	10:23	Soil	MP	X		
02	B5-5514 0-6"	↓	10:34	↓	↓	X		
03	B5-5515 0-6"		10:42			X		
04	B5-5516 0-6"		11:05			X		
05	B5-5517 0-6"		11:21			X		
06	B5-5518 0-6"		11:31			X		
07	B5-5519 0-6"		11:55			X		
08	B5-5520 0-6"		12:20			X		
09	B5-5521 0-6"		12:06			X		
10	B5-5522 0-6"	↓	12:35	↓	↓	X		
					Container Type	A		
					Preservative	A		

Preservative Code:
A = None
B = HCl
C = HNO_3
D = H_2SO_4
E = NaOH
F = MeOH
G = $NaHSO_4$
H = $Na_2S_2O_3$
K/E = Zn Ac/NaOH
O = Other

Container Code
P = Plastic
A = Amber Glass
V = Vial
G = Glass
B = Bacteria Cup
C = Cube
O = Other
E = Encore
D = BOD Bottle

Westboro: Certification No: MA935
Mansfield: Certification No: MA015

Relinquished By:	Date/Time	Received By:	Date/Time
[signature]	05/01/19 16:18	[signature]	5/1/19 1940
[signature]	5/1/19 1940	[signature]	5/2/19 01:25

Please print clearly, legibly and completely. Samples can not be logged in and turnaround time clock will not start until any ambiguities are resolved. BY EXECUTING THIS COC, THE CLIENT HAS READ AND AGREES TO BE BOUND BY ALPHA'S TERMS & CONDITIONS. (See reverse side.)

Form No: 01-25 HC (rev. 30-Sept-2013)

ALPHA

NEW YORK CHAIN OF CUSTODY

Westborough, MA 01581
8 Walkup Dr.
TEL: 508-898-9220
FAX: 508-898-9193

Mansfield, MA 02048
320 Forbes Blvd
TEL: 508-822-9300
FAX: 508-822-3288

Service Centers
Mahwah, NJ 07430: 35 Whitney Rd, Suite 5
Albany, NY 12205: 14 Walker Way
Tonawanda, NY 14150: 275 Cooper Ave, Suite 105

Page 2 of 2

Date Rec'd in Lab: 5/2/19

ALPHA Job #: L1918093

Project Information
Project Name: Amphenol Sub Slab Soil
Project Location: 1153.010001 Sidney NY
Project #
(Use Project name as Project #) ☐
Project Manager: Bryce Bingman
ALPHAQuote #:

Turn-Around Time
Standard ☐ Due Date:
Rush (only if pre approved) ☒ # of Days: 1

Client Information
Client: B+L
Address: 443 Electronics Pkwy
Liverpool NY 13088
Phone: 315-457-5200
Fax: MStrodel e
Email: bartonandloguidice.com

Deliverables
☒ ASP-A ☐ ASP-B
☐ EQuIS (1 File) ☐ EQuIS (4 File)
☐ Other

Regulatory Requirement
☐ NY TOGS ☐ NY Part 375
☐ AWQ Standards ☐ NY CP-51
☐ NY Restricted Use ☐ Other
☐ NY Unrestricted Use
☐ NYC Sewer Discharge

Billing Information
☐ Same as Client Info
PO #

Disposal Site Information
Please identify below location of applicable disposal facilities.
Disposal Facility:
☐ NJ ☐ NY
☐ Other:

These samples have been previously analyzed by Alpha ☐

Other project specific requirements/comments:
CC Results to BDingman@bartonandloguidice.com

Please specify Metals or TAL.

Sample Filtration
☐ Done
☐ Lab to do
Preservation
☐ Lab to do
(Please Specify below)

ALPHA Lab ID (Lab Use Only)	Sample ID	Collection Date	Collection Time	Sample Matrix	Sampler's Initials	ANALYSIS: PCBs	Sample Specific Comments	Total Bottle
18093-11	B5-SS13	05/01/19	10:27	Soil	MPS	X		
-12	B5-SS14	↓	10:38	↓	↓	X		
-13	B5-SS15	↓	10:46	↓	↓	X		
-14	B5-SS16	↓	11:09	↓	↓	X		
-15	B5-SS17	↓	11:26	↓	↓	X		
-16	B5-SS18	↓	11:36	↓	↓	X		
-17	B5-SS19	↓	12:00	↓	↓	X		
-18	B5-SS20	↓	12:26	↓	↓	X		
-19	B5-SS21	↓	12:12	↓	↓	X		
-20	B5-SS22	↓	12:41	↓	↓	X		

Preservative Code:
A = None
B = HCl
C = HNO_3
D = H_2SO_4
E = NaOH
F = MeOH
G = $NaHSO_4$
H = $Na_2S_2O_3$
K/E = Zn Ac/NaOH
O = Other

Container Code
P = Plastic
A = Amber Glass
V = Vial
G = Glass
B = Bacteria Cup
C = Cube
O = Other
E = Encore
D = BOD Bottle

Westboro: Certification No: MA935
Mansfield: Certification No: MA015

Container Type: A
Preservative: A

Relinquished By:	Date/Time	Received By:	Date/Time
[signature]	05/01/19 16:18	[signature]	5/1/19 1940
[signature]	5/1/19 1940	[signature]	5/2/19 01:25

Please print clearly, legibly and completely. Samples can not be logged in and turnaround time clock will not start until any ambiguities are resolved. BY EXECUTING THIS COC, THE CLIENT HAS READ AND AGREES TO BE BOUND BY ALPHA'S TERMS & CONDITIONS. (See reverse side.)

Form No: 01-25 HC (rev. 30-Sept-2013)

Organics

GC Extractable Analysis Polychlorinated Biphenyls (PCB)

Aroclor Sample Data

Results Summary
Form 1
Polychlorinated Biphenyls by GC

Client	: Barton & Loguidice, P.C	Lab Number	: L1918093
Project Name	: AMPHENOL SUB SLAB SOIL	Project Number	: 1153.010.001
Lab ID	: L1918093-01D	Date Collected	: 05/01/19 10:23
Client ID	: B5-SS13 0-6"	Date Received	: 05/01/19
Sample Location	: SIDNEY, NY	Date Analyzed	: 05/02/19 21:44
Sample Matrix	: SOIL	Date Extracted	: 05/02/19
Analytical Method	: 1,8082A	Dilution Factor	: 5
Lab File ID	: 13190502a-46	Analyst	: HT
Sample Amount	: 15.79 g	Instrument ID	: PEST13
Extraction Method	: EPA 3546	GC Column	: CLP-Pesticide
Extract Volume	: 5000 uL	%Solids	: 81
GPC Cleanup	: N	Injection Volume	: 1 uL
Sulfur Cleanup	: Y		

		ug/Kg			
CAS NO.	Parameter	Results	RL	MDL	Qualifier
12674-11-2	Aroclor 1016	ND	196	17.4	U
11104-28-2	Aroclor 1221	ND	196	19.7	U
11141-16-5	Aroclor 1232	ND	196	41.6	U
53469-21-9	Aroclor 1242	ND	196	26.5	U
11097-69-1	Aroclor 1254	ND	196	21.5	U
11096-82-5	Aroclor 1260	ND	196	36.3	U
37324-23-5	Aroclor 1262	ND	196	24.9	U
11100-14-4	Aroclor 1268	ND	196	20.4	U

Results Summary
Form 1
Polychlorinated Biphenyls by GC

Client	: Barton & Loguidice, P.C	Lab Number	: L1918093
Project Name	: AMPHENOL SUB SLAB SOIL	Project Number	: 1153.010.001
Lab ID	: L1918093-01D	Date Collected	: 05/01/19 10:23
Client ID	: B5-SS13 0-6"	Date Received	: 05/01/19
Sample Location	: SIDNEY, NY	Date Analyzed	: 05/02/19 21:44
Sample Matrix	: SOIL	Date Extracted	: 05/02/19
Analytical Method	: 1,8082A	Dilution Factor	: 5
Lab File ID	: 13190502a-46	Analyst	: HT
Sample Amount	: 15.79 g	Instrument ID	: PEST13
Extraction Method	: EPA 3546	GC Column	: CLP-PesticideII
Extract Volume	: 5000 uL	%Solids	: 81
GPC Cleanup	: N	Injection Volume	: 1 uL
Sulfur Cleanup	: Y		

		ug/Kg			
CAS NO.	Parameter	Results	RL	MDL	Qualifier
12672-29-6	Aroclor 1248	872	196	29.5	
1336-36-3	PCBs, Total	872	196	17.4	

Results Summary
Form 1
Polychlorinated Biphenyls by GC

Client	: Barton & Loguidice, P.C	Lab Number	: L1918093
Project Name	: AMPHENOL SUB SLAB SOIL	Project Number	: 1153.010.001
Lab ID	: L1918093-02	Date Collected	: 05/01/19 10:34
Client ID	: B5-SS14 0-6"	Date Received	: 05/01/19
Sample Location	: SIDNEY, NY	Date Analyzed	: 05/02/19 16:32
Sample Matrix	: SOIL	Date Extracted	: 05/02/19
Analytical Method	: 1,8082A	Dilution Factor	: 1
Lab File ID	: 13190502a-31	Analyst	: HT
Sample Amount	: 15.3 g	Instrument ID	: PEST13
Extraction Method	: EPA 3546	GC Column	: CLP-Pesticide
Extract Volume	: 5000 uL	%Solids	: 91
GPC Cleanup	: N	Injection Volume	: 1 uL
Sulfur Cleanup	: Y		

		ug/Kg			
CAS NO.	Parameter	Results	RL	MDL	Qualifier
12674-11-2	Aroclor 1016	ND	35.8	3.18	U
11104-28-2	Aroclor 1221	ND	35.8	3.59	U
11141-16-5	Aroclor 1232	ND	35.8	7.60	U
53469-21-9	Aroclor 1242	ND	35.8	4.83	U
11097-69-1	Aroclor 1254	ND	35.8	3.92	U
11096-82-5	Aroclor 1260	ND	35.8	6.62	U
37324-23-5	Aroclor 1262	ND	35.8	4.55	U
11100-14-4	Aroclor 1268	ND	35.8	3.71	U

Results Summary
Form 1
Polychlorinated Biphenyls by GC

Client	: Barton & Loguidice, P.C	Lab Number	: L1918093
Project Name	: AMPHENOL SUB SLAB SOIL	Project Number	: 1153.010.001
Lab ID	: L1918093-02	Date Collected	: 05/01/19 10:34
Client ID	: B5-SS14 0-6"	Date Received	: 05/01/19
Sample Location	: SIDNEY, NY	Date Analyzed	: 05/02/19 16:32
Sample Matrix	: SOIL	Date Extracted	: 05/02/19
Analytical Method	: 1,8082A	Dilution Factor	: 1
Lab File ID	: 13190502a-31	Analyst	: HT
Sample Amount	: 15.3 g	Instrument ID	: PEST13
Extraction Method	: EPA 3546	GC Column	: CLP-PesticideII
Extract Volume	: 5000 uL	%Solids	: 91
GPC Cleanup	: N	Injection Volume	: 1 uL
Sulfur Cleanup	: Y		

		ug/Kg			
CAS NO.	Parameter	Results	RL	MDL	Qualifier
12672-29-6	Aroclor 1248	425	35.8	5.37	
1336-36-3	PCBs, Total	425	35.8	3.18	

Results Summary
Form 1
Polychlorinated Biphenyls by GC

Client	: Barton & Loguidice, P.C	Lab Number	: L1918093
Project Name	: AMPHENOL SUB SLAB SOIL	Project Number	: 1153.010.001
Lab ID	: L1918093-03	Date Collected	: 05/01/19 10:42
Client ID	: B5-SS15 0-6"	Date Received	: 05/01/19
Sample Location	: SIDNEY, NY	Date Analyzed	: 05/02/19 16:45
Sample Matrix	: SOIL	Date Extracted	: 05/02/19
Analytical Method	: 1,8082A	Dilution Factor	: 1
Lab File ID	: 13190502a-32	Analyst	: HT
Sample Amount	: 15.71 g	Instrument ID	: PEST13
Extraction Method	: EPA 3546	GC Column	: CLP-Pesticide
Extract Volume	: 5000 uL	%Solids	: 84
GPC Cleanup	: N	Injection Volume	: 1 uL
Sulfur Cleanup	: Y		

		ug/Kg			
CAS NO.	Parameter	Results	RL	MDL	Qualifier
12674-11-2	Aroclor 1016	ND	37.9	3.37	U
11104-28-2	Aroclor 1221	ND	37.9	3.80	U
11141-16-5	Aroclor 1232	ND	37.9	8.04	U
53469-21-9	Aroclor 1242	ND	37.9	5.11	U
11097-69-1	Aroclor 1254	ND	37.9	4.15	U
11096-82-5	Aroclor 1260	ND	37.9	7.01	U
37324-23-5	Aroclor 1262	ND	37.9	4.82	U
11100-14-4	Aroclor 1268	ND	37.9	3.93	U

Results Summary
Form 1
Polychlorinated Biphenyls by GC

Client	: Barton & Loguidice, P.C	Lab Number	: L1918093
Project Name	: AMPHENOL SUB SLAB SOIL	Project Number	: 1153.010.001
Lab ID	: L1918093-03	Date Collected	: 05/01/19 10:42
Client ID	: B5-SS15 0-6"	Date Received	: 05/01/19
Sample Location	: SIDNEY, NY	Date Analyzed	: 05/02/19 16:45
Sample Matrix	: SOIL	Date Extracted	: 05/02/19
Analytical Method	: 1,8082A	Dilution Factor	: 1
Lab File ID	: 13190502a-32	Analyst	: HT
Sample Amount	: 15.71 g	Instrument ID	: PEST13
Extraction Method	: EPA 3546	GC Column	: CLP-PesticideII
Extract Volume	: 5000 uL	%Solids	: 84
GPC Cleanup	: N	Injection Volume	: 1 uL
Sulfur Cleanup	: Y		

		ug/Kg			
CAS NO.	Parameter	Results	RL	MDL	Qualifier
12672-29-6	Aroclor 1248	446	37.9	5.69	
1336-36-3	PCBs, Total	446	37.9	3.37	

Results Summary
Form 1
Polychlorinated Biphenyls by GC

Client	: Barton & Loguidice, P.C	Lab Number	: L1918093
Project Name	: AMPHENOL SUB SLAB SOIL	Project Number	: 1153.010.001
Lab ID	: L1918093-04D	Date Collected	: 05/01/19 11:05
Client ID	: B5-SS16 0-6"	Date Received	: 05/01/19
Sample Location	: SIDNEY, NY	Date Analyzed	: 05/02/19 22:10
Sample Matrix	: SOIL	Date Extracted	: 05/02/19
Analytical Method	: 1,8082A	Dilution Factor	: 5
Lab File ID	: 13190502a-48	Analyst	: HT
Sample Amount	: 15.78 g	Instrument ID	: PEST13
Extraction Method	: EPA 3546	GC Column	: CLP-Pesticide
Extract Volume	: 5000 uL	%Solids	: 89
GPC Cleanup	: N	Injection Volume	: 1 uL
Sulfur Cleanup	: Y		

		ug/Kg			
CAS NO.	Parameter	Results	RL	MDL	Qualifier
12674-11-2	Aroclor 1016	ND	177	15.7	U
11104-28-2	Aroclor 1221	ND	177	17.8	U
11141-16-5	Aroclor 1232	ND	177	37.6	U
53469-21-9	Aroclor 1242	ND	177	23.9	U
11097-69-1	Aroclor 1254	ND	177	19.4	U
11096-82-5	Aroclor 1260	ND	177	32.7	U
37324-23-5	Aroclor 1262	ND	177	22.5	U
11100-14-4	Aroclor 1268	ND	177	18.4	U

Results Summary
Form 1
Polychlorinated Biphenyls by GC

Client	: Barton & Loguidice, P.C	Lab Number	: L1918093
Project Name	: AMPHENOL SUB SLAB SOIL	Project Number	: 1153.010.001
Lab ID	: L1918093-04D	Date Collected	: 05/01/19 11:05
Client ID	: B5-SS16 0-6"	Date Received	: 05/01/19
Sample Location	: SIDNEY, NY	Date Analyzed	: 05/02/19 22:10
Sample Matrix	: SOIL	Date Extracted	: 05/02/19
Analytical Method	: 1,8082A	Dilution Factor	: 5
Lab File ID	: 13190502a-48	Analyst	: HT
Sample Amount	: 15.78 g	Instrument ID	: PEST13
Extraction Method	: EPA 3546	GC Column	: CLP-PesticideII
Extract Volume	: 5000 uL	%Solids	: 89
GPC Cleanup	: N	Injection Volume	: 1 uL
Sulfur Cleanup	: Y		

		ug/Kg			
CAS NO.	Parameter	Results	RL	MDL	Qualifier
12672-29-6	Aroclor 1248	1160	177	26.6	
1336-36-3	PCBs, Total	1160	177	15.7	

Results Summary
Form 1
Polychlorinated Biphenyls by GC

Client	: Barton & Loguidice, P.C	Lab Number	: L1918093
Project Name	: AMPHENOL SUB SLAB SOIL	Project Number	: 1153.010.001
Lab ID	: L1918093-05D	Date Collected	: 05/01/19 11:21
Client ID	: B5-SS17 0-6"	Date Received	: 05/01/19
Sample Location	: SIDNEY, NY	Date Analyzed	: 05/02/19 21:57
Sample Matrix	: SOIL	Date Extracted	: 05/02/19
Analytical Method	: 1,8082A	Dilution Factor	: 500
Lab File ID	: 13190502a-47	Analyst	: HT
Sample Amount	: 15.75 g	Instrument ID	: PEST13
Extraction Method	: EPA 3546	GC Column	: CLP-Pesticide
Extract Volume	: 5000 uL	%Solids	: 92
GPC Cleanup	: N	Injection Volume	: 1 uL
Sulfur Cleanup	: Y		

		ug/Kg			
CAS NO.	Parameter	Results	RL	MDL	Qualifier
12674-11-2	Aroclor 1016	ND	17200	1530	U
11104-28-2	Aroclor 1221	ND	17200	1730	U
11141-16-5	Aroclor 1232	ND	17200	3660	U
53469-21-9	Aroclor 1242	ND	17200	2320	U
11097-69-1	Aroclor 1254	ND	17200	1890	U
11096-82-5	Aroclor 1260	ND	17200	3190	U
37324-23-5	Aroclor 1262	ND	17200	2190	U
11100-14-4	Aroclor 1268	ND	17200	1790	U

Results Summary
Form 1
Polychlorinated Biphenyls by GC

Client	: Barton & Loguidice, P.C	Lab Number	: L1918093
Project Name	: AMPHENOL SUB SLAB SOIL	Project Number	: 1153.010.001
Lab ID	: L1918093-05D	Date Collected	: 05/01/19 11:21
Client ID	: B5-SS17 0-6"	Date Received	: 05/01/19
Sample Location	: SIDNEY, NY	Date Analyzed	: 05/02/19 21:57
Sample Matrix	: SOIL	Date Extracted	: 05/02/19
Analytical Method	: 1,8082A	Dilution Factor	: 500
Lab File ID	: 13190502a-47	Analyst	: HT
Sample Amount	: 15.75 g	Instrument ID	: PEST13
Extraction Method	: EPA 3546	GC Column	: CLP-PesticideII
Extract Volume	: 5000 uL	%Solids	: 92
GPC Cleanup	: N	Injection Volume	: 1 uL
Sulfur Cleanup	: Y		

		ug/Kg			
CAS NO.	Parameter	Results	RL	MDL	Qualifier
12672-29-6	Aroclor 1248	90200	17200	2590	
1336-36-3	PCBs, Total	90200	17200	1530	

Results Summary
Form 1
Polychlorinated Biphenyls by GC

Client	: Barton & Loguidice, P.C	Lab Number	: L1918093
Project Name	: AMPHENOL SUB SLAB SOIL	Project Number	: 1153.010.001
Lab ID	: L1918093-06D	Date Collected	: 05/01/19 11:31
Client ID	: B5-SS18 0-6"	Date Received	: 05/01/19
Sample Location	: SIDNEY, NY	Date Analyzed	: 05/02/19 22:23
Sample Matrix	: SOIL	Date Extracted	: 05/02/19
Analytical Method	: 1,8082A	Dilution Factor	: 20
Lab File ID	: 13190502a-49	Analyst	: HT
Sample Amount	: 15.55 g	Instrument ID	: PEST13
Extraction Method	: EPA 3546	GC Column	: CLP-Pesticide
Extract Volume	: 5000 uL	%Solids	: 82
GPC Cleanup	: N	Injection Volume	: 1 uL
Sulfur Cleanup	: Y		

		ug/Kg			
CAS NO.	Parameter	Results	RL	MDL	Qualifier
12674-11-2	Aroclor 1016	ND	783	69.6	U
11104-28-2	Aroclor 1221	ND	783	78.5	U
11141-16-5	Aroclor 1232	ND	783	166.	U
53469-21-9	Aroclor 1242	ND	783	106.	U
11097-69-1	Aroclor 1254	ND	783	85.7	U
11096-82-5	Aroclor 1260	ND	783	145.	U
37324-23-5	Aroclor 1262	ND	783	99.5	U
11100-14-4	Aroclor 1268	ND	783	81.1	U

Results Summary
Form 1
Polychlorinated Biphenyls by GC

Client	: Barton & Loguidice, P.C	Lab Number	: L1918093
Project Name	: AMPHENOL SUB SLAB SOIL	Project Number	: 1153.010.001
Lab ID	: L1918093-06D	Date Collected	: 05/01/19 11:31
Client ID	: B5-SS18 0-6"	Date Received	: 05/01/19
Sample Location	: SIDNEY, NY	Date Analyzed	: 05/02/19 22:23
Sample Matrix	: SOIL	Date Extracted	: 05/02/19
Analytical Method	: 1,8082A	Dilution Factor	: 20
Lab File ID	: 13190502a-49	Analyst	: HT
Sample Amount	: 15.55 g	Instrument ID	: PEST13
Extraction Method	: EPA 3546	GC Column	: CLP-PesticideII
Extract Volume	: 5000 uL	%Solids	: 82
GPC Cleanup	: N	Injection Volume	: 1 uL
Sulfur Cleanup	: Y		

		ug/Kg			
CAS NO.	Parameter	Results	RL	MDL	Qualifier
12672-29-6	Aroclor 1248	3210	783	117.	
1336-36-3	PCBs, Total	3210	783	69.6	

Results Summary
Form 1
Polychlorinated Biphenyls by GC

Client	: Barton & Loguidice, P.C	Lab Number	: L1918093
Project Name	: AMPHENOL SUB SLAB SOIL	Project Number	: 1153.010.001
Lab ID	: L1918093-07D	Date Collected	: 05/01/19 11:55
Client ID	: B5-SS19 0-6"	Date Received	: 05/01/19
Sample Location	: SIDNEY, NY	Date Analyzed	: 05/02/19 22:36
Sample Matrix	: SOIL	Date Extracted	: 05/02/19
Analytical Method	: 1,8082A	Dilution Factor	: 100
Lab File ID	: 13190502a-50	Analyst	: HT
Sample Amount	: 15.58 g	Instrument ID	: PEST13
Extraction Method	: EPA 3546	GC Column	: CLP-Pesticide
Extract Volume	: 5000 uL	%Solids	: 91
GPC Cleanup	: N	Injection Volume	: 1 uL
Sulfur Cleanup	: Y		

		ug/Kg			
CAS NO.	Parameter	Results	RL	MDL	Qualifier
12674-11-2	Aroclor 1016	ND	3510	312.	U
11104-28-2	Aroclor 1221	ND	3510	352.	U
11141-16-5	Aroclor 1232	ND	3510	744.	U
53469-21-9	Aroclor 1242	ND	3510	473.	U
11097-69-1	Aroclor 1254	ND	3510	384.	U
11096-82-5	Aroclor 1260	ND	3510	649.	U
37324-23-5	Aroclor 1262	ND	3510	446.	U
11100-14-4	Aroclor 1268	ND	3510	364.	U

Results Summary
Form 1
Polychlorinated Biphenyls by GC

Client	: Barton & Loguidice, P.C	Lab Number	: L1918093
Project Name	: AMPHENOL SUB SLAB SOIL	Project Number	: 1153.010.001
Lab ID	: L1918093-07D	Date Collected	: 05/01/19 11:55
Client ID	: B5-SS19 0-6"	Date Received	: 05/01/19
Sample Location	: SIDNEY, NY	Date Analyzed	: 05/02/19 22:36
Sample Matrix	: SOIL	Date Extracted	: 05/02/19
Analytical Method	: 1,8082A	Dilution Factor	: 100
Lab File ID	: 13190502a-50	Analyst	: HT
Sample Amount	: 15.58 g	Instrument ID	: PEST13
Extraction Method	: EPA 3546	GC Column	: CLP-PesticideII
Extract Volume	: 5000 uL	%Solids	: 91
GPC Cleanup	: N	Injection Volume	: 1 uL
Sulfur Cleanup	: Y		

		ug/Kg			
CAS NO.	Parameter	Results	RL	MDL	Qualifier
12672-29-6	Aroclor 1248	19300	3510	527.	
1336-36-3	PCBs, Total	19300	3510	312.	

Results Summary
Form 1
Polychlorinated Biphenyls by GC

Client	: Barton & Loguidice, P.C	Lab Number	: L1918093
Project Name	: AMPHENOL SUB SLAB SOIL	Project Number	: 1153.010.001
Lab ID	: L1918093-08D	Date Collected	: 05/01/19 12:20
Client ID	: B5-SS20 0-6"	Date Received	: 05/01/19
Sample Location	: SIDNEY, NY	Date Analyzed	: 05/03/19 15:51
Sample Matrix	: SOIL	Date Extracted	: 05/02/19
Analytical Method	: 1,8082A	Dilution Factor	: 10
Lab File ID	: 19190503a-22	Analyst	: WR
Sample Amount	: 5.31 g	Instrument ID	: PEST19
Extraction Method	: EPA 3546	GC Column	: CLP-Pesticide
Extract Volume	: 5000 uL	%Solids	: 93
GPC Cleanup	: N	Injection Volume	: 1 uL
Sulfur Cleanup	: Y		

		ug/Kg			
CAS NO.	Parameter	Results	RL	MDL	Qualifier
12674-11-2	Aroclor 1016	ND	1020	90.3	U
11104-28-2	Aroclor 1221	ND	1020	102.	U
11141-16-5	Aroclor 1232	ND	1020	216.	U
53469-21-9	Aroclor 1242	ND	1020	137.	U
12672-29-6	Aroclor 1248	9960	1020	152.	
11097-69-1	Aroclor 1254	ND	1020	111.	U
11096-82-5	Aroclor 1260	ND	1020	188.	U
37324-23-5	Aroclor 1262	ND	1020	129.	U
11100-14-4	Aroclor 1268	ND	1020	105.	U
1336-36-3	PCBs, Total	9960	1020	90.3	

Results Summary
Form 1
Polychlorinated Biphenyls by GC

Client	: Barton & Loguidice, P.C	Lab Number	: L1918093
Project Name	: AMPHENOL SUB SLAB SOIL	Project Number	: 1153.010.001
Lab ID	: L1918093-09	Date Collected	: 05/01/19 12:06
Client ID	: B5-SS21 0-6"	Date Received	: 05/01/19
Sample Location	: SIDNEY, NY	Date Analyzed	: 05/02/19 18:03
Sample Matrix	: SOIL	Date Extracted	: 05/02/19
Analytical Method	: 1,8082A	Dilution Factor	: 1
Lab File ID	: 13190502a-38	Analyst	: HT
Sample Amount	: 15.95 g	Instrument ID	: PEST13
Extraction Method	: EPA 3546	GC Column	: CLP-Pesticide
Extract Volume	: 5000 uL	%Solids	: 83
GPC Cleanup	: N	Injection Volume	: 1 uL
Sulfur Cleanup	: Y		

		ug/Kg			
CAS NO.	Parameter	Results	RL	MDL	Qualifier
12674-11-2	Aroclor 1016	ND	37.6	3.34	U
11104-28-2	Aroclor 1221	ND	37.6	3.77	U
11141-16-5	Aroclor 1232	ND	37.6	7.98	U
53469-21-9	Aroclor 1242	ND	37.6	5.07	U
11096-82-5	Aroclor 1260	ND	37.6	6.95	U
37324-23-5	Aroclor 1262	ND	37.6	4.78	U
11100-14-4	Aroclor 1268	ND	37.6	3.90	U

Results Summary
Form 1
Polychlorinated Biphenyls by GC

Client	: Barton & Loguidice, P.C	Lab Number	: L1918093
Project Name	: AMPHENOL SUB SLAB SOIL	Project Number	: 1153.010.001
Lab ID	: L1918093-09	Date Collected	: 05/01/19 12:06
Client ID	: B5-SS21 0-6"	Date Received	: 05/01/19
Sample Location	: SIDNEY, NY	Date Analyzed	: 05/02/19 18:03
Sample Matrix	: SOIL	Date Extracted	: 05/02/19
Analytical Method	: 1,8082A	Dilution Factor	: 1
Lab File ID	: 13190502a-38	Analyst	: HT
Sample Amount	: 15.95 g	Instrument ID	: PEST13
Extraction Method	: EPA 3546	GC Column	: CLP-PesticideII
Extract Volume	: 5000 uL	%Solids	: 83
GPC Cleanup	: N	Injection Volume	: 1 uL
Sulfur Cleanup	: Y		

		ug/Kg			
CAS NO.	Parameter	Results	RL	MDL	Qualifier
12672-29-6	Aroclor 1248	79.9	37.6	5.64	
11097-69-1	Aroclor 1254	46.5	37.6	4.12	
1336-36-3	PCBs, Total	126	37.6	3.34	

Results Summary
Form 1
Polychlorinated Biphenyls by GC

Client	: Barton & Loguidice, P.C	Lab Number	: L1918093
Project Name	: AMPHENOL SUB SLAB SOIL	Project Number	: 1153.010.001
Lab ID	: L1918093-10D	Date Collected	: 05/01/19 12:35
Client ID	: B5-SS22 0-6"	Date Received	: 05/01/19
Sample Location	: SIDNEY, NY	Date Analyzed	: 05/02/19 22:49
Sample Matrix	: SOIL	Date Extracted	: 05/02/19
Analytical Method	: 1,8082A	Dilution Factor	: 50
Lab File ID	: 13190502a-51	Analyst	: HT
Sample Amount	: 15.78 g	Instrument ID	: PEST13
Extraction Method	: EPA 3546	GC Column	: CLP-Pesticide
Extract Volume	: 5000 uL	%Solids	: 91
GPC Cleanup	: N	Injection Volume	: 1 uL
Sulfur Cleanup	: Y		

		ug/Kg			
CAS NO.	Parameter	Results	RL	MDL	Qualifier
12674-11-2	Aroclor 1016	ND	1740	154.	U
11104-28-2	Aroclor 1221	ND	1740	174.	U
11141-16-5	Aroclor 1232	ND	1740	369.	U
53469-21-9	Aroclor 1242	ND	1740	235.	U
11097-69-1	Aroclor 1254	ND	1740	190.	U
11096-82-5	Aroclor 1260	ND	1740	322.	U
37324-23-5	Aroclor 1262	ND	1740	221.	U
11100-14-4	Aroclor 1268	ND	1740	180.	U

Results Summary
Form 1
Polychlorinated Biphenyls by GC

Client	: Barton & Loguidice, P.C	Lab Number	: L1918093
Project Name	: AMPHENOL SUB SLAB SOIL	Project Number	: 1153.010.001
Lab ID	: L1918093-10D	Date Collected	: 05/01/19 12:35
Client ID	: B5-SS22 0-6"	Date Received	: 05/01/19
Sample Location	: SIDNEY, NY	Date Analyzed	: 05/02/19 22:49
Sample Matrix	: SOIL	Date Extracted	: 05/02/19
Analytical Method	: 1,8082A	Dilution Factor	: 50
Lab File ID	: 13190502a-51	Analyst	: HT
Sample Amount	: 15.78 g	Instrument ID	: PEST13
Extraction Method	: EPA 3546	GC Column	: CLP-PesticideII
Extract Volume	: 5000 uL	%Solids	: 91
GPC Cleanup	: N	Injection Volume	: 1 uL
Sulfur Cleanup	: Y		

		ug/Kg			
CAS NO.	Parameter	Results	RL	MDL	Qualifier
12672-29-6	Aroclor 1248	5740	1740	261.	
1336-36-3	PCBs, Total	5740	1740	154.	

Results Summary
Form 1
Polychlorinated Biphenyls by GC

Client	: Barton & Loguidice, P.C	Lab Number	: L1918093
Project Name	: AMPHENOL SUB SLAB SOIL	Project Number	: 1153.010.001
Lab ID	: L1918093-11	Date Collected	: 05/01/19 10:27
Client ID	: B5-SS13	Date Received	: 05/01/19
Sample Location	: SIDNEY, NY	Date Analyzed	: 05/02/19 18:29
Sample Matrix	: SOIL	Date Extracted	: 05/02/19
Analytical Method	: 1,8082A	Dilution Factor	: 1
Lab File ID	: 13190502a-40	Analyst	: HT
Sample Amount	: 15.35 g	Instrument ID	: PEST13
Extraction Method	: EPA 3546	GC Column	: CLP-Pesticide
Extract Volume	: 5000 uL	%Solids	: 85
GPC Cleanup	: N	Injection Volume	: 1 uL
Sulfur Cleanup	: Y		

		ug/Kg			
CAS NO.	Parameter	Results	RL	MDL	Qualifier
12674-11-2	Aroclor 1016	ND	38.1	3.39	U
11104-28-2	Aroclor 1221	ND	38.1	3.82	U
11141-16-5	Aroclor 1232	ND	38.1	8.09	U
53469-21-9	Aroclor 1242	ND	38.1	5.14	U
11097-69-1	Aroclor 1254	ND	38.1	4.17	U
11096-82-5	Aroclor 1260	ND	38.1	7.05	U
37324-23-5	Aroclor 1262	ND	38.1	4.84	U
11100-14-4	Aroclor 1268	ND	38.1	3.95	U

Results Summary
Form 1
Polychlorinated Biphenyls by GC

Client	: Barton & Loguidice, P.C	Lab Number	: L1918093
Project Name	: AMPHENOL SUB SLAB SOIL	Project Number	: 1153.010.001
Lab ID	: L1918093-11	Date Collected	: 05/01/19 10:27
Client ID	: B5-SS13	Date Received	: 05/01/19
Sample Location	: SIDNEY, NY	Date Analyzed	: 05/02/19 18:29
Sample Matrix	: SOIL	Date Extracted	: 05/02/19
Analytical Method	: 1,8082A	Dilution Factor	: 1
Lab File ID	: 13190502a-40	Analyst	: HT
Sample Amount	: 15.35 g	Instrument ID	: PEST13
Extraction Method	: EPA 3546	GC Column	: CLP-PesticideII
Extract Volume	: 5000 uL	%Solids	: 85
GPC Cleanup	: N	Injection Volume	: 1 uL
Sulfur Cleanup	: Y		

		ug/Kg			
CAS NO.	Parameter	Results	RL	MDL	Qualifier
12672-29-6	Aroclor 1248	ND	38.1	5.72	U
1336-36-3	PCBs, Total	ND	38.1	3.39	U

Results Summary
Form 1
Polychlorinated Biphenyls by GC

Client	: Barton & Loguidice, P.C	Lab Number	: L1918093
Project Name	: AMPHENOL SUB SLAB SOIL	Project Number	: 1153.010.001
Lab ID	: L1918093-12	Date Collected	: 05/01/19 10:38
Client ID	: B5-SS14	Date Received	: 05/01/19
Sample Location	: SIDNEY, NY	Date Analyzed	: 05/02/19 18:41
Sample Matrix	: SOIL	Date Extracted	: 05/02/19
Analytical Method	: 1,8082A	Dilution Factor	: 1
Lab File ID	: 13190502a-41	Analyst	: HT
Sample Amount	: 15.37 g	Instrument ID	: PEST13
Extraction Method	: EPA 3546	GC Column	: CLP-Pesticide
Extract Volume	: 5000 uL	%Solids	: 94
GPC Cleanup	: N	Injection Volume	: 1 uL
Sulfur Cleanup	: Y		

		ug/Kg			
CAS NO.	Parameter	Results	RL	MDL	Qualifier
12674-11-2	Aroclor 1016	ND	34.8	3.09	U
11104-28-2	Aroclor 1221	ND	34.8	3.49	U
11141-16-5	Aroclor 1232	ND	34.8	7.38	U
53469-21-9	Aroclor 1242	ND	34.8	4.69	U
11097-69-1	Aroclor 1254	ND	34.8	3.81	U
11096-82-5	Aroclor 1260	ND	34.8	6.43	U
37324-23-5	Aroclor 1262	ND	34.8	4.42	U
11100-14-4	Aroclor 1268	ND	34.8	3.60	U

Results Summary
Form 1
Polychlorinated Biphenyls by GC

Client	: Barton & Loguidice, P.C	Lab Number	: L1918093
Project Name	: AMPHENOL SUB SLAB SOIL	Project Number	: 1153.010.001
Lab ID	: L1918093-12	Date Collected	: 05/01/19 10:38
Client ID	: B5-SS14	Date Received	: 05/01/19
Sample Location	: SIDNEY, NY	Date Analyzed	: 05/02/19 18:41
Sample Matrix	: SOIL	Date Extracted	: 05/02/19
Analytical Method	: 1,8082A	Dilution Factor	: 1
Lab File ID	: 13190502a-41	Analyst	: HT
Sample Amount	: 15.37 g	Instrument ID	: PEST13
Extraction Method	: EPA 3546	GC Column	: CLP-PesticideII
Extract Volume	: 5000 uL	%Solids	: 94
GPC Cleanup	: N	Injection Volume	: 1 uL
Sulfur Cleanup	: Y		

		ug/Kg			
CAS NO.	Parameter	Results	RL	MDL	Qualifier
12672-29-6	Aroclor 1248	34.6	34.8	5.22	J
1336-36-3	PCBs, Total	34.6	34.8	3.09	J

Results Summary
Form 1
Polychlorinated Biphenyls by GC

Client	: Barton & Loguidice, P.C	Lab Number	: L1918093
Project Name	: AMPHENOL SUB SLAB SOIL	Project Number	: 1153.010.001
Lab ID	: L1918093-13	Date Collected	: 05/01/19 10:46
Client ID	: B5-SS15	Date Received	: 05/01/19
Sample Location	: SIDNEY, NY	Date Analyzed	: 05/02/19 18:54
Sample Matrix	: SOIL	Date Extracted	: 05/02/19
Analytical Method	: 1,8082A	Dilution Factor	: 1
Lab File ID	: 13190502a-42	Analyst	: HT
Sample Amount	: 15.97 g	Instrument ID	: PEST13
Extraction Method	: EPA 3546	GC Column	: CLP-Pesticide
Extract Volume	: 5000 uL	%Solids	: 93
GPC Cleanup	: N	Injection Volume	: 1 uL
Sulfur Cleanup	: Y		

		ug/Kg			
CAS NO.	Parameter	Results	RL	MDL	Qualifier
12674-11-2	Aroclor 1016	ND	33.5	2.98	U
11104-28-2	Aroclor 1221	ND	33.5	3.36	U
11141-16-5	Aroclor 1232	ND	33.5	7.11	U
53469-21-9	Aroclor 1242	ND	33.5	4.52	U
12672-29-6	Aroclor 1248	ND	33.5	5.03	U
11097-69-1	Aroclor 1254	ND	33.5	3.67	U
11096-82-5	Aroclor 1260	ND	33.5	6.19	U
37324-23-5	Aroclor 1262	ND	33.5	4.26	U
11100-14-4	Aroclor 1268	ND	33.5	3.47	U
1336-36-3	PCBs, Total	ND	33.5	2.98	U

Results Summary
Form 1
Polychlorinated Biphenyls by GC

Client	: Barton & Loguidice, P.C	Lab Number	: L1918093
Project Name	: AMPHENOL SUB SLAB SOIL	Project Number	: 1153.010.001
Lab ID	: L1918093-14D	Date Collected	: 05/01/19 11:09
Client ID	: B5-SS16	Date Received	: 05/01/19
Sample Location	: SIDNEY, NY	Date Analyzed	: 05/02/19 23:02
Sample Matrix	: SOIL	Date Extracted	: 05/02/19
Analytical Method	: 1,8082A	Dilution Factor	: 100
Lab File ID	: 13190502a-52	Analyst	: HT
Sample Amount	: 15.36 g	Instrument ID	: PEST13
Extraction Method	: EPA 3546	GC Column	: CLP-Pesticide
Extract Volume	: 5000 uL	%Solids	: 92
GPC Cleanup	: N	Injection Volume	: 1 uL
Sulfur Cleanup	: Y		

		ug/Kg			
CAS NO.	Parameter	Results	RL	MDL	Qualifier
12674-11-2	Aroclor 1016	ND	3540	315.	U
11104-28-2	Aroclor 1221	ND	3540	355.	U
11141-16-5	Aroclor 1232	ND	3540	752.	U
53469-21-9	Aroclor 1242	ND	3540	478.	U
11097-69-1	Aroclor 1254	ND	3540	388.	U
11096-82-5	Aroclor 1260	ND	3540	655.	U
37324-23-5	Aroclor 1262	ND	3540	450.	U
11100-14-4	Aroclor 1268	ND	3540	367.	U

Results Summary
Form 1
Polychlorinated Biphenyls by GC

Client	: Barton & Loguidice, P.C	Lab Number	: L1918093
Project Name	: AMPHENOL SUB SLAB SOIL	Project Number	: 1153.010.001
Lab ID	: L1918093-14D	Date Collected	: 05/01/19 11:09
Client ID	: B5-SS16	Date Received	: 05/01/19
Sample Location	: SIDNEY, NY	Date Analyzed	: 05/02/19 23:02
Sample Matrix	: SOIL	Date Extracted	: 05/02/19
Analytical Method	: 1,8082A	Dilution Factor	: 100
Lab File ID	: 13190502a-52	Analyst	: HT
Sample Amount	: 15.36 g	Instrument ID	: PEST13
Extraction Method	: EPA 3546	GC Column	: CLP-PesticideII
Extract Volume	: 5000 uL	%Solids	: 92
GPC Cleanup	: N	Injection Volume	: 1 uL
Sulfur Cleanup	: Y		

		ug/Kg			
CAS NO.	Parameter	Results	RL	MDL	Qualifier
12672-29-6	Aroclor 1248	12700	3540	532.	
1336-36-3	PCBs, Total	12700	3540	315.	

Results Summary
Form 1
Polychlorinated Biphenyls by GC

Client	: Barton & Loguidice, P.C	Lab Number	: L1918093
Project Name	: AMPHENOL SUB SLAB SOIL	Project Number	: 1153.010.001
Lab ID	: L1918093-15	Date Collected	: 05/01/19 11:26
Client ID	: B5-SS17	Date Received	: 05/01/19
Sample Location	: SIDNEY, NY	Date Analyzed	: 05/02/19 19:20
Sample Matrix	: SOIL	Date Extracted	: 05/02/19
Analytical Method	: 1,8082A	Dilution Factor	: 1
Lab File ID	: 13190502a-44	Analyst	: HT
Sample Amount	: 15.4 g	Instrument ID	: PEST13
Extraction Method	: EPA 3546	GC Column	: CLP-Pesticide
Extract Volume	: 5000 uL	%Solids	: 92
GPC Cleanup	: N	Injection Volume	: 1 uL
Sulfur Cleanup	: Y		

		ug/Kg			
CAS NO.	Parameter	Results	RL	MDL	Qualifier
12674-11-2	Aroclor 1016	ND	35.3	3.14	U
11104-28-2	Aroclor 1221	ND	35.3	3.54	U
11141-16-5	Aroclor 1232	ND	35.3	7.49	U
53469-21-9	Aroclor 1242	ND	35.3	4.76	U
11097-69-1	Aroclor 1254	ND	35.3	3.86	U
11096-82-5	Aroclor 1260	ND	35.3	6.53	U
37324-23-5	Aroclor 1262	ND	35.3	4.49	U
11100-14-4	Aroclor 1268	ND	35.3	3.66	U

Results Summary
Form 1
Polychlorinated Biphenyls by GC

Client	: Barton & Loguidice, P.C	Lab Number	: L1918093
Project Name	: AMPHENOL SUB SLAB SOIL	Project Number	: 1153.010.001
Lab ID	: L1918093-15	Date Collected	: 05/01/19 11:26
Client ID	: B5-SS17	Date Received	: 05/01/19
Sample Location	: SIDNEY, NY	Date Analyzed	: 05/02/19 19:20
Sample Matrix	: SOIL	Date Extracted	: 05/02/19
Analytical Method	: 1,8082A	Dilution Factor	: 1
Lab File ID	: 13190502a-44	Analyst	: HT
Sample Amount	: 15.4 g	Instrument ID	: PEST13
Extraction Method	: EPA 3546	GC Column	: CLP-PesticideII
Extract Volume	: 5000 uL	%Solids	: 92
GPC Cleanup	: N	Injection Volume	: 1 uL
Sulfur Cleanup	: Y		

		ug/Kg			
CAS NO.	Parameter	Results	RL	MDL	Qualifier
12672-29-6	Aroclor 1248	51.4	35.3	5.30	
1336-36-3	PCBs, Total	51.4	35.3	3.14	

Results Summary
Form 1
Polychlorinated Biphenyls by GC

Client	: Barton & Loguidice, P.C	Lab Number	: L1918093
Project Name	: AMPHENOL SUB SLAB SOIL	Project Number	: 1153.010.001
Lab ID	: L1918093-16	Date Collected	: 05/01/19 11:36
Client ID	: B5-SS18	Date Received	: 05/01/19
Sample Location	: SIDNEY, NY	Date Analyzed	: 05/02/19 18:15
Sample Matrix	: SOIL	Date Extracted	: 05/02/19
Analytical Method	: 1,8082A	Dilution Factor	: 1
Lab File ID	: 19190502a-21	Analyst	: HT
Sample Amount	: 15.61 g	Instrument ID	: PEST19
Extraction Method	: EPA 3546	GC Column	: CLP-Pesticide
Extract Volume	: 5000 uL	%Solids	: 81
GPC Cleanup	: N	Injection Volume	: 1 uL
Sulfur Cleanup	: Y		

		ug/Kg			
CAS NO.	Parameter	Results	RL	MDL	Qualifier
12674-11-2	Aroclor 1016	ND	39.5	3.51	U
11104-28-2	Aroclor 1221	ND	39.5	3.96	U
11141-16-5	Aroclor 1232	ND	39.5	8.38	U
53469-21-9	Aroclor 1242	ND	39.5	5.33	U
11097-69-1	Aroclor 1254	ND	39.5	4.33	U
11096-82-5	Aroclor 1260	ND	39.5	7.31	U
37324-23-5	Aroclor 1262	ND	39.5	5.02	U
11100-14-4	Aroclor 1268	ND	39.5	4.10	U

Results Summary
Form 1
Polychlorinated Biphenyls by GC

Client	: Barton & Loguidice, P.C	Lab Number	: L1918093
Project Name	: AMPHENOL SUB SLAB SOIL	Project Number	: 1153.010.001
Lab ID	: L1918093-16	Date Collected	: 05/01/19 11:36
Client ID	: B5-SS18	Date Received	: 05/01/19
Sample Location	: SIDNEY, NY	Date Analyzed	: 05/02/19 18:15
Sample Matrix	: SOIL	Date Extracted	: 05/02/19
Analytical Method	: 1,8082A	Dilution Factor	: 1
Lab File ID	: 19190502a-21	Analyst	: HT
Sample Amount	: 15.61 g	Instrument ID	: PEST19
Extraction Method	: EPA 3546	GC Column	: CLP-PesticideII
Extract Volume	: 5000 uL	%Solids	: 81
GPC Cleanup	: N	Injection Volume	: 1 uL
Sulfur Cleanup	: Y		

		ug/Kg			
CAS NO.	Parameter	Results	RL	MDL	Qualifier
12672-29-6	Aroclor 1248	120	39.5	5.93	
1336-36-3	PCBs, Total	120	39.5	3.51	

Results Summary
Form 1
Polychlorinated Biphenyls by GC

Client	: Barton & Loguidice, P.C	Lab Number	: L1918093
Project Name	: AMPHENOL SUB SLAB SOIL	Project Number	: 1153.010.001
Lab ID	: L1918093-17	Date Collected	: 05/01/19 12:00
Client ID	: B5-SS19	Date Received	: 05/01/19
Sample Location	: SIDNEY, NY	Date Analyzed	: 05/03/19 14:49
Sample Matrix	: SOIL	Date Extracted	: 05/03/19
Analytical Method	: 1,8082A	Dilution Factor	: 1
Lab File ID	: 19190503a-19	Analyst	: WR
Sample Amount	: 5.59 g	Instrument ID	: PEST19
Extraction Method	: EPA 3546	GC Column	: CLP-Pesticide
Extract Volume	: 5000 uL	%Solids	: 90
GPC Cleanup	: N	Injection Volume	: 1 uL
Sulfur Cleanup	: Y		

		ug/Kg			
CAS NO.	Parameter	Results	RL	MDL	Qualifier
12674-11-2	Aroclor 1016	ND	98.9	8.79	U
11104-28-2	Aroclor 1221	ND	98.9	9.91	U
11141-16-5	Aroclor 1232	ND	98.9	21.0	U
53469-21-9	Aroclor 1242	ND	98.9	13.3	U
12672-29-6	Aroclor 1248	ND	98.9	14.8	U
11097-69-1	Aroclor 1254	ND	98.9	10.8	U
11096-82-5	Aroclor 1260	ND	98.9	18.3	U
37324-23-5	Aroclor 1262	ND	98.9	12.6	U
11100-14-4	Aroclor 1268	ND	98.9	10.2	U
1336-36-3	PCBs, Total	ND	98.9	8.79	U

Results Summary
Form 1
Polychlorinated Biphenyls by GC

Client	: Barton & Loguidice, P.C	Lab Number	: L1918093
Project Name	: AMPHENOL SUB SLAB SOIL	Project Number	: 1153.010.001
Lab ID	: L1918093-18	Date Collected	: 05/01/19 12:26
Client ID	: B5-SS20	Date Received	: 05/01/19
Sample Location	: SIDNEY, NY	Date Analyzed	: 05/02/19 18:40
Sample Matrix	: SOIL	Date Extracted	: 05/02/19
Analytical Method	: 1,8082A	Dilution Factor	: 1
Lab File ID	: 19190502a-23	Analyst	: HT
Sample Amount	: 15.35 g	Instrument ID	: PEST19
Extraction Method	: EPA 3546	GC Column	: CLP-Pesticide
Extract Volume	: 5000 uL	%Solids	: 94
GPC Cleanup	: N	Injection Volume	: 1 uL
Sulfur Cleanup	: Y		

		ug/Kg			
CAS NO.	Parameter	Results	RL	MDL	Qualifier
12674-11-2	Aroclor 1016	ND	34.6	3.08	U
11104-28-2	Aroclor 1221	ND	34.6	3.47	U
11141-16-5	Aroclor 1232	ND	34.6	7.35	U
53469-21-9	Aroclor 1242	ND	34.6	4.67	U
11097-69-1	Aroclor 1254	ND	34.6	3.79	U
11096-82-5	Aroclor 1260	ND	34.6	6.40	U
37324-23-5	Aroclor 1262	ND	34.6	4.40	U
11100-14-4	Aroclor 1268	ND	34.6	3.59	U

Results Summary
Form 1
Polychlorinated Biphenyls by GC

Client	: Barton & Loguidice, P.C	Lab Number	: L1918093
Project Name	: AMPHENOL SUB SLAB SOIL	Project Number	: 1153.010.001
Lab ID	: L1918093-18	Date Collected	: 05/01/19 12:26
Client ID	: B5-SS20	Date Received	: 05/01/19
Sample Location	: SIDNEY, NY	Date Analyzed	: 05/02/19 18:40
Sample Matrix	: SOIL	Date Extracted	: 05/02/19
Analytical Method	: 1,8082A	Dilution Factor	: 1
Lab File ID	: 19190502a-23	Analyst	: HT
Sample Amount	: 15.35 g	Instrument ID	: PEST19
Extraction Method	: EPA 3546	GC Column	: CLP-PesticideII
Extract Volume	: 5000 uL	%Solids	: 94
GPC Cleanup	: N	Injection Volume	: 1 uL
Sulfur Cleanup	: Y		

		ug/Kg			
CAS NO.	Parameter	Results	RL	MDL	Qualifier
12672-29-6	Aroclor 1248	52.0	34.6	5.20	
1336-36-3	PCBs, Total	52.0	34.6	3.08	

Results Summary
Form 1
Polychlorinated Biphenyls by GC

Client	: Barton & Loguidice, P.C	Lab Number	: L1918093
Project Name	: AMPHENOL SUB SLAB SOIL	Project Number	: 1153.010.001
Lab ID	: L1918093-19	Date Collected	: 05/01/19 12:12
Client ID	: B5-SS21	Date Received	: 05/01/19
Sample Location	: SIDNEY, NY	Date Analyzed	: 05/02/19 19:04
Sample Matrix	: SOIL	Date Extracted	: 05/02/19
Analytical Method	: 1,8082A	Dilution Factor	: 1
Lab File ID	: 19190502a-25	Analyst	: HT
Sample Amount	: 15.37 g	Instrument ID	: PEST19
Extraction Method	: EPA 3546	GC Column	: CLP-Pesticide
Extract Volume	: 5000 uL	%Solids	: 88
GPC Cleanup	: N	Injection Volume	: 1 uL
Sulfur Cleanup	: Y		

		ug/Kg			
CAS NO.	Parameter	Results	RL	MDL	Qualifier
12674-11-2	Aroclor 1016	ND	36.9	3.28	U
11104-28-2	Aroclor 1221	ND	36.9	3.70	U
11141-16-5	Aroclor 1232	ND	36.9	7.82	U
53469-21-9	Aroclor 1242	ND	36.9	4.97	U
12672-29-6	Aroclor 1248	6.60	36.9	5.53	J
11097-69-1	Aroclor 1254	ND	36.9	4.04	U
11096-82-5	Aroclor 1260	ND	36.9	6.82	U
37324-23-5	Aroclor 1262	ND	36.9	4.68	U
11100-14-4	Aroclor 1268	ND	36.9	3.82	U
1336-36-3	PCBs, Total	6.60	36.9	3.28	J

Results Summary
Form 1
Polychlorinated Biphenyls by GC

Client	: Barton & Loguidice, P.C	Lab Number	: L1918093
Project Name	: AMPHENOL SUB SLAB SOIL	Project Number	: 1153.010.001
Lab ID	: L1918093-20	Date Collected	: 05/01/19 12:41
Client ID	: B5-SS22	Date Received	: 05/01/19
Sample Location	: SIDNEY, NY	Date Analyzed	: 05/02/19 20:16
Sample Matrix	: SOIL	Date Extracted	: 05/02/19
Analytical Method	: 1,8082A	Dilution Factor	: 1
Lab File ID	: 19190502a-26	Analyst	: HT
Sample Amount	: 15.85 g	Instrument ID	: PEST19
Extraction Method	: EPA 3546	GC Column	: CLP-Pesticide
Extract Volume	: 5000 uL	%Solids	: 90
GPC Cleanup	: N	Injection Volume	: 1 uL
Sulfur Cleanup	: Y		

		ug/Kg			
CAS NO.	Parameter	Results	RL	MDL	Qualifier
12674-11-2	Aroclor 1016	ND	35.2	3.13	U
11104-28-2	Aroclor 1221	ND	35.2	3.53	U
11141-16-5	Aroclor 1232	ND	35.2	7.46	U
53469-21-9	Aroclor 1242	ND	35.2	4.74	U
11097-69-1	Aroclor 1254	ND	35.2	3.85	U
11096-82-5	Aroclor 1260	ND	35.2	6.51	U
37324-23-5	Aroclor 1262	ND	35.2	4.47	U
11100-14-4	Aroclor 1268	ND	35.2	3.65	U

Results Summary
Form 1
Polychlorinated Biphenyls by GC

Client	: Barton & Loguidice, P.C	Lab Number	: L1918093
Project Name	: AMPHENOL SUB SLAB SOIL	Project Number	: 1153.010.001
Lab ID	: L1918093-20	Date Collected	: 05/01/19 12:41
Client ID	: B5-SS22	Date Received	: 05/01/19
Sample Location	: SIDNEY, NY	Date Analyzed	: 05/02/19 20:16
Sample Matrix	: SOIL	Date Extracted	: 05/02/19
Analytical Method	: 1,8082A	Dilution Factor	: 1
Lab File ID	: 19190502a-26	Analyst	: HT
Sample Amount	: 15.85 g	Instrument ID	: PEST19
Extraction Method	: EPA 3546	GC Column	: CLP-PesticideII
Extract Volume	: 5000 uL	%Solids	: 90
GPC Cleanup	: N	Injection Volume	: 1 uL
Sulfur Cleanup	: Y		

		ug/Kg			
CAS NO.	Parameter	Results	RL	MDL	Qualifier
12672-29-6	Aroclor 1248	223	35.2	5.28	
1336-36-3	PCBs, Total	223	35.2	3.13	

Results Summary
Form 1
Polychlorinated Biphenyls by GC

Client	: Barton & Loguidice, P.C	Lab Number	: L1918093
Project Name	: AMPHENOL SUB SLAB SOIL	Project Number	: 1153.010.001
Lab ID	: WG1232682-1	Date Collected	: NA
Client ID	: WG1232682-1BLANK	Date Received	: NA
Sample Location	:	Date Analyzed	: 05/02/19 15:08
Sample Matrix	: SOIL	Date Extracted	: 05/02/19
Analytical Method	: 1,8082A	Dilution Factor	: 1
Lab File ID	: 13190502a-25	Analyst	: KB
Sample Amount	: 15.45 g	Instrument ID	: PEST13
Extraction Method	: EPA 3546	GC Column	: CLP-Pesticide
Extract Volume	: 5000 uL	%Solids	: NA
GPC Cleanup	: N	Injection Volume	: 1 uL
Sulfur Cleanup	: Y		

		ug/Kg			
CAS NO.	Parameter	Results	RL	MDL	Qualifier
12674-11-2	Aroclor 1016	ND	32.4	2.87	U
11104-28-2	Aroclor 1221	ND	32.4	3.24	U
11141-16-5	Aroclor 1232	ND	32.4	6.86	U
53469-21-9	Aroclor 1242	ND	32.4	4.36	U
12672-29-6	Aroclor 1248	ND	32.4	4.85	U
11097-69-1	Aroclor 1254	ND	32.4	3.54	U
11096-82-5	Aroclor 1260	ND	32.4	5.98	U
37324-23-5	Aroclor 1262	ND	32.4	4.11	U
11100-14-4	Aroclor 1268	ND	32.4	3.35	U
1336-36-3	PCBs, Total	ND	32.4	2.87	U

Results Summary
Form 1
Polychlorinated Biphenyls by GC

Client	: Barton & Loguidice, P.C	Lab Number	: L1918093
Project Name	: AMPHENOL SUB SLAB SOIL	Project Number	: 1153.010.001
Lab ID	: WG1233083-1	Date Collected	: NA
Client ID	: WG1233083-1BLANK	Date Received	: NA
Sample Location	:	Date Analyzed	: 05/03/19 11:42
Sample Matrix	: SOIL	Date Extracted	: 05/02/19
Analytical Method	: 1,8082A	Dilution Factor	: 1
Lab File ID	: 19190503a-04	Analyst	: WR
Sample Amount	: 5.94 g	Instrument ID	: PEST19
Extraction Method	: EPA 3546	GC Column	: CLP-Pesticide
Extract Volume	: 5000 uL	%Solids	: NA
GPC Cleanup	: N	Injection Volume	: 1 uL
Sulfur Cleanup	: Y		

		ug/Kg			
CAS NO.	Parameter	Results	RL	MDL	Qualifier
12674-11-2	Aroclor 1016	ND	84.2	7.47	U
11104-28-2	Aroclor 1221	ND	84.2	8.43	U
11141-16-5	Aroclor 1232	ND	84.2	17.8	U
53469-21-9	Aroclor 1242	ND	84.2	11.3	U
12672-29-6	Aroclor 1248	ND	84.2	12.6	U
11097-69-1	Aroclor 1254	ND	84.2	9.21	U
11096-82-5	Aroclor 1260	ND	84.2	15.6	U
37324-23-5	Aroclor 1262	ND	84.2	10.7	U
11100-14-4	Aroclor 1268	ND	84.2	8.72	U
1336-36-3	PCBs, Total	ND	84.2	7.47	U

Results Summary
Form 1
Polychlorinated Biphenyls by GC

Client	: Barton & Loguidice, P.C	Lab Number	: L1918093
Project Name	: AMPHENOL SUB SLAB SOIL	Project Number	: 1153.010.001
Lab ID	: WG1233152-1	Date Collected	: NA
Client ID	: WG1233152-1BLANK	Date Received	: NA
Sample Location	:	Date Analyzed	: 05/03/19 14:11
Sample Matrix	: SOIL	Date Extracted	: 05/03/19
Analytical Method	: 1,8082A	Dilution Factor	: 1
Lab File ID	: 19190503a-16	Analyst	: WR
Sample Amount	: 5.31 g	Instrument ID	: PEST19
Extraction Method	: EPA 3546	GC Column	: CLP-Pesticide
Extract Volume	: 5000 uL	%Solids	: NA
GPC Cleanup	: N	Injection Volume	: 1 uL
Sulfur Cleanup	: Y		

		ug/Kg			
CAS NO.	Parameter	Results	RL	MDL	Qualifier
12674-11-2	Aroclor 1016	ND	94.2	8.36	U
11104-28-2	Aroclor 1221	ND	94.2	9.44	U
11141-16-5	Aroclor 1232	ND	94.2	20.0	U
53469-21-9	Aroclor 1242	ND	94.2	12.7	U
12672-29-6	Aroclor 1248	ND	94.2	14.1	U
11097-69-1	Aroclor 1254	ND	94.2	10.3	U
11096-82-5	Aroclor 1260	ND	94.2	17.4	U
37324-23-5	Aroclor 1262	ND	94.2	12.0	U
11100-14-4	Aroclor 1268	ND	94.2	9.76	U
1336-36-3	PCBs, Total	ND	94.2	8.36	U

Wet Chemistry

Total Solids / Percent Moisture Analysis

Results

Form 1
WETCHEM

Client	: Barton & Loguidice, P.C	Lab Number	: L1918093
Project Name	: AMPHENOL SUB SLAB SOIL	Project Number	: 1153.010.001
Lab ID	: L1918093-01	Date Collected	: 05/01/19 10:23
Client ID	: B5-SS13 0-6"	Date Received	: 05/01/19
Sample Location	: SIDNEY, NY	Date Analyzed	: 05/02/19 03:32
Sample Matrix	: SOIL	Dilution Factor	: 1
Analytical Method	: 121,2540G	Analyst	: YA
Lab File ID	: WG1232669.pdf	Instrument ID	: BALANCE#47
Sample Amount	:	%Solids	: 81
Digestion Method	:	Date Digested	:

		%			
CAS NO.	Parameter	Results	RL	MDL	Qualifier
NONE	Solids, Total	80.6	0.100	NA	

Form 1
WETCHEM

Client	: Barton & Loguidice, P.C	Lab Number	: L1918093
Project Name	: AMPHENOL SUB SLAB SOIL	Project Number	: 1153.010.001
Lab ID	: L1918093-02	Date Collected	: 05/01/19 10:34
Client ID	: B5-SS14 0-6"	Date Received	: 05/01/19
Sample Location	: SIDNEY, NY	Date Analyzed	: 05/02/19 03:32
Sample Matrix	: SOIL	Dilution Factor	: 1
Analytical Method	: 121,2540G	Analyst	: YA
Lab File ID	: WG1232669.pdf	Instrument ID	: BALANCE#47
Sample Amount	:	%Solids	: 91
Digestion Method	:	Date Digested	:

		%			
CAS NO.	Parameter	Results	RL	MDL	Qualifier
NONE	Solids, Total	91.2	0.100	NA	

Form 1
WETCHEM

Client	: Barton & Loguidice, P.C	Lab Number	: L1918093
Project Name	: AMPHENOL SUB SLAB SOIL	Project Number	: 1153.010.001
Lab ID	: L1918093-03	Date Collected	: 05/01/19 10:42
Client ID	: B5-SS15 0-6"	Date Received	: 05/01/19
Sample Location	: SIDNEY, NY	Date Analyzed	: 05/02/19 03:32
Sample Matrix	: SOIL	Dilution Factor	: 1
Analytical Method	: 121,2540G	Analyst	: YA
Lab File ID	: WG1232669.pdf	Instrument ID	: BALANCE#47
Sample Amount	:	%Solids	: 84
Digestion Method	:	Date Digested	:

		%			
CAS NO.	Parameter	Results	RL	MDL	Qualifier
NONE	Solids, Total	83.9	0.100	NA	

Form 1
WETCHEM

Client	: Barton & Loguidice, P.C	Lab Number	: L1918093
Project Name	: AMPHENOL SUB SLAB SOIL	Project Number	: 1153.010.001
Lab ID	: L1918093-04	Date Collected	: 05/01/19 11:05
Client ID	: B5-SS16 0-6"	Date Received	: 05/01/19
Sample Location	: SIDNEY, NY	Date Analyzed	: 05/02/19 03:32
Sample Matrix	: SOIL	Dilution Factor	: 1
Analytical Method	: 121,2540G	Analyst	: YA
Lab File ID	: WG1232669.pdf	Instrument ID	: BALANCE#47
Sample Amount	:	%Solids	: 89
Digestion Method	:	Date Digested	:

		%			
CAS NO.	Parameter	Results	RL	MDL	Qualifier
NONE	Solids, Total	89.4	0.100	NA	

Form 1
WETCHEM

Client	: Barton & Loguidice, P.C	Lab Number	: L1918093
Project Name	: AMPHENOL SUB SLAB SOIL	Project Number	: 1153.010.001
Lab ID	: L1918093-05	Date Collected	: 05/01/19 11:21
Client ID	: B5-SS17 0-6"	Date Received	: 05/01/19
Sample Location	: SIDNEY, NY	Date Analyzed	: 05/02/19 03:32
Sample Matrix	: SOIL	Dilution Factor	: 1
Analytical Method	: 121,2540G	Analyst	: YA
Lab File ID	: WG1232669.pdf	Instrument ID	: BALANCE#47
Sample Amount	:	%Solids	: 92
Digestion Method	:	Date Digested	:

		%			
CAS NO.	Parameter	Results	RL	MDL	Qualifier
NONE	Solids, Total	92.0	0.100	NA	

Form 1
WETCHEM

Client	: Barton & Loguidice, P.C	Lab Number	: L1918093
Project Name	: AMPHENOL SUB SLAB SOIL	Project Number	: 1153.010.001
Lab ID	: L1918093-06	Date Collected	: 05/01/19 11:31
Client ID	: B5-SS18 0-6"	Date Received	: 05/01/19
Sample Location	: SIDNEY, NY	Date Analyzed	: 05/02/19 03:32
Sample Matrix	: SOIL	Dilution Factor	: 1
Analytical Method	: 121,2540G	Analyst	: YA
Lab File ID	: WG1232669.pdf	Instrument ID	: BALANCE#47
Sample Amount	:	%Solids	: 82
Digestion Method	:	Date Digested	:

		%			
CAS NO.	Parameter	Results	RL	MDL	Qualifier
NONE	Solids, Total	82.1	0.100	NA	

Form 1
WETCHEM

Client	: Barton & Loguidice, P.C	Lab Number	: L1918093
Project Name	: AMPHENOL SUB SLAB SOIL	Project Number	: 1153.010.001
Lab ID	: L1918093-07	Date Collected	: 05/01/19 11:55
Client ID	: B5-SS19 0-6"	Date Received	: 05/01/19
Sample Location	: SIDNEY, NY	Date Analyzed	: 05/02/19 03:32
Sample Matrix	: SOIL	Dilution Factor	: 1
Analytical Method	: 121,2540G	Analyst	: YA
Lab File ID	: WG1232669.pdf	Instrument ID	: BALANCE#47
Sample Amount	:	%Solids	: 91
Digestion Method	:	Date Digested	:

		%			
CAS NO.	Parameter	Results	RL	MDL	Qualifier
NONE	Solids, Total	91.4	0.100	NA	

Form 1
WETCHEM

Client	: Barton & Loguidice, P.C	Lab Number	: L1918093
Project Name	: AMPHENOL SUB SLAB SOIL	Project Number	: 1153.010.001
Lab ID	: L1918093-08	Date Collected	: 05/01/19 12:20
Client ID	: B5-SS20 0-6"	Date Received	: 05/01/19
Sample Location	: SIDNEY, NY	Date Analyzed	: 05/02/19 03:32
Sample Matrix	: SOIL	Dilution Factor	: 1
Analytical Method	: 121,2540G	Analyst	: YA
Lab File ID	: WG1232669.pdf	Instrument ID	: BALANCE#47
Sample Amount	:	%Solids	: 93
Digestion Method	:	Date Digested	:

		%			
CAS NO.	Parameter	Results	RL	MDL	Qualifier
NONE	Solids, Total	92.6	0.100	NA	

Form 1
WETCHEM

Client	: Barton & Loguidice, P.C	Lab Number	: L1918093
Project Name	: AMPHENOL SUB SLAB SOIL	Project Number	: 1153.010.001
Lab ID	: L1918093-09	Date Collected	: 05/01/19 12:06
Client ID	: B5-SS21 0-6"	Date Received	: 05/01/19
Sample Location	: SIDNEY, NY	Date Analyzed	: 05/02/19 03:32
Sample Matrix	: SOIL	Dilution Factor	: 1
Analytical Method	: 121,2540G	Analyst	: YA
Lab File ID	: WG1232669.pdf	Instrument ID	: BALANCE#47
Sample Amount	:	%Solids	: 83
Digestion Method	:	Date Digested	:

		%			
CAS NO.	Parameter	Results	RL	MDL	Qualifier
NONE	Solids, Total	83.3	0.100	NA	

Form 1
WETCHEM

Client	: Barton & Loguidice, P.C	Lab Number	: L1918093
Project Name	: AMPHENOL SUB SLAB SOIL	Project Number	: 1153.010.001
Lab ID	: L1918093-10	Date Collected	: 05/01/19 12:35
Client ID	: B5-SS22 0-6"	Date Received	: 05/01/19
Sample Location	: SIDNEY, NY	Date Analyzed	: 05/02/19 03:32
Sample Matrix	: SOIL	Dilution Factor	: 1
Analytical Method	: 121,2540G	Analyst	: YA
Lab File ID	: WG1232669.pdf	Instrument ID	: BALANCE#47
Sample Amount	:	%Solids	: 91
Digestion Method	:	Date Digested	:

		%			
CAS NO.	Parameter	Results	RL	MDL	Qualifier
NONE	Solids, Total	91.0	0.100	NA	

Form 1
WETCHEM

Client	: Barton & Loguidice, P.C	Lab Number	: L1918093
Project Name	: AMPHENOL SUB SLAB SOIL	Project Number	: 1153.010.001
Lab ID	: L1918093-11	Date Collected	: 05/01/19 10:27
Client ID	: B5-SS13	Date Received	: 05/01/19
Sample Location	: SIDNEY, NY	Date Analyzed	: 05/02/19 03:32
Sample Matrix	: SOIL	Dilution Factor	: 1
Analytical Method	: 121,2540G	Analyst	: YA
Lab File ID	: WG1232669.pdf	Instrument ID	: BALANCE#47
Sample Amount	:	%Solids	: 85
Digestion Method	:	Date Digested	:

		%			
CAS NO.	Parameter	Results	RL	MDL	Qualifier
NONE	Solids, Total	85.4	0.100	NA	

Form 1
WETCHEM

Client	: Barton & Loguidice, P.C	Lab Number	: L1918093
Project Name	: AMPHENOL SUB SLAB SOIL	Project Number	: 1153.010.001
Lab ID	: L1918093-12	Date Collected	: 05/01/19 10:38
Client ID	: B5-SS14	Date Received	: 05/01/19
Sample Location	: SIDNEY, NY	Date Analyzed	: 05/02/19 03:32
Sample Matrix	: SOIL	Dilution Factor	: 1
Analytical Method	: 121,2540G	Analyst	: YA
Lab File ID	: WG1232669.pdf	Instrument ID	: BALANCE#47
Sample Amount	:	%Solids	: 94
Digestion Method	:	Date Digested	:

		%			
CAS NO.	Parameter	Results	RL	MDL	Qualifier
NONE	Solids, Total	93.5	0.100	NA	

Form 1
WETCHEM

Client	: Barton & Loguidice, P.C	Lab Number	: L1918093
Project Name	: AMPHENOL SUB SLAB SOIL	Project Number	: 1153.010.001
Lab ID	: L1918093-13	Date Collected	: 05/01/19 10:46
Client ID	: B5-SS15	Date Received	: 05/01/19
Sample Location	: SIDNEY, NY	Date Analyzed	: 05/02/19 03:32
Sample Matrix	: SOIL	Dilution Factor	: 1
Analytical Method	: 121,2540G	Analyst	: YA
Lab File ID	: WG1232669.pdf	Instrument ID	: BALANCE#47
Sample Amount	:	%Solids	: 93
Digestion Method	:	Date Digested	:

		%			
CAS NO.	Parameter	Results	RL	MDL	Qualifier
NONE	Solids, Total	93.4	0.100	NA	

Form 1
WETCHEM

Client	: Barton & Loguidice, P.C	Lab Number	: L1918093
Project Name	: AMPHENOL SUB SLAB SOIL	Project Number	: 1153.010.001
Lab ID	: L1918093-14	Date Collected	: 05/01/19 11:09
Client ID	: B5-SS16	Date Received	: 05/01/19
Sample Location	: SIDNEY, NY	Date Analyzed	: 05/02/19 03:32
Sample Matrix	: SOIL	Dilution Factor	: 1
Analytical Method	: 121,2540G	Analyst	: YA
Lab File ID	: WG1232669.pdf	Instrument ID	: BALANCE#47
Sample Amount	:	%Solids	: 92
Digestion Method	:	Date Digested	:

		%			
CAS NO.	Parameter	Results	RL	MDL	Qualifier
NONE	Solids, Total	91.8	0.100	NA	

Form 1
WETCHEM

Client	: Barton & Loguidice, P.C	Lab Number	: L1918093
Project Name	: AMPHENOL SUB SLAB SOIL	Project Number	: 1153.010.001
Lab ID	: L1918093-15	Date Collected	: 05/01/19 11:26
Client ID	: B5-SS17	Date Received	: 05/01/19
Sample Location	: SIDNEY, NY	Date Analyzed	: 05/02/19 03:32
Sample Matrix	: SOIL	Dilution Factor	: 1
Analytical Method	: 121,2540G	Analyst	: YA
Lab File ID	: WG1232669.pdf	Instrument ID	: BALANCE#47
Sample Amount	:	%Solids	: 92
Digestion Method	:	Date Digested	:

		%			
CAS NO.	Parameter	Results	RL	MDL	Qualifier
NONE	Solids, Total	91.9	0.100	NA	

Form 1
WETCHEM

Client	: Barton & Loguidice, P.C	Lab Number	: L1918093
Project Name	: AMPHENOL SUB SLAB SOIL	Project Number	: 1153.010.001
Lab ID	: L1918093-16	Date Collected	: 05/01/19 11:36
Client ID	: B5-SS18	Date Received	: 05/01/19
Sample Location	: SIDNEY, NY	Date Analyzed	: 05/02/19 03:32
Sample Matrix	: SOIL	Dilution Factor	: 1
Analytical Method	: 121,2540G	Analyst	: YA
Lab File ID	: WG1232669.pdf	Instrument ID	: BALANCE#47
Sample Amount	:	%Solids	: 81
Digestion Method	:	Date Digested	:

		%			
CAS NO.	Parameter	Results	RL	MDL	Qualifier
NONE	Solids, Total	81.0	0.100	NA	

Form 1
WETCHEM

Client	: Barton & Loguidice, P.C	Lab Number	: L1918093
Project Name	: AMPHENOL SUB SLAB SOIL	Project Number	: 1153.010.001
Lab ID	: L1918093-17	Date Collected	: 05/01/19 12:00
Client ID	: B5-SS19	Date Received	: 05/01/19
Sample Location	: SIDNEY, NY	Date Analyzed	: 05/02/19 03:32
Sample Matrix	: SOIL	Dilution Factor	: 1
Analytical Method	: 121,2540G	Analyst	: YA
Lab File ID	: WG1232669.pdf	Instrument ID	: BALANCE#47
Sample Amount	:	%Solids	: 90
Digestion Method	:	Date Digested	:

		%			
CAS NO.	Parameter	Results	RL	MDL	Qualifier
NONE	Solids, Total	90.4	0.100	NA	

Form 1
WETCHEM

Client	: Barton & Loguidice, P.C	Lab Number	: L1918093
Project Name	: AMPHENOL SUB SLAB SOIL	Project Number	: 1153.010.001
Lab ID	: L1918093-18	Date Collected	: 05/01/19 12:26
Client ID	: B5-SS20	Date Received	: 05/01/19
Sample Location	: SIDNEY, NY	Date Analyzed	: 05/02/19 03:32
Sample Matrix	: SOIL	Dilution Factor	: 1
Analytical Method	: 121,2540G	Analyst	: YA
Lab File ID	: WG1232669.pdf	Instrument ID	: BALANCE#47
Sample Amount	:	%Solids	: 94
Digestion Method	:	Date Digested	:

		%			
CAS NO.	Parameter	Results	RL	MDL	Qualifier
NONE	Solids, Total	94.0	0.100	NA	

Form 1
WETCHEM

Client	: Barton & Loguidice, P.C	Lab Number	: L1918093
Project Name	: AMPHENOL SUB SLAB SOIL	Project Number	: 1153.010.001
Lab ID	: L1918093-19	Date Collected	: 05/01/19 12:12
Client ID	: B5-SS21	Date Received	: 05/01/19
Sample Location	: SIDNEY, NY	Date Analyzed	: 05/02/19 03:32
Sample Matrix	: SOIL	Dilution Factor	: 1
Analytical Method	: 121,2540G	Analyst	: YA
Lab File ID	: WG1232669.pdf	Instrument ID	: BALANCE#47
Sample Amount	:	%Solids	: 88
Digestion Method	:	Date Digested	:

		%			
CAS NO.	Parameter	Results	RL	MDL	Qualifier
NONE	Solids, Total	88.2	0.100	NA	

Form 1
WETCHEM

Client	: Barton & Loguidice, P.C	Lab Number	: L1918093
Project Name	: AMPHENOL SUB SLAB SOIL	Project Number	: 1153.010.001
Lab ID	: L1918093-20	Date Collected	: 05/01/19 12:41
Client ID	: B5-SS22	Date Received	: 05/01/19
Sample Location	: SIDNEY, NY	Date Analyzed	: 05/02/19 03:32
Sample Matrix	: SOIL	Dilution Factor	: 1
Analytical Method	: 121,2540G	Analyst	: YA
Lab File ID	: WG1232669.pdf	Instrument ID	: BALANCE#47
Sample Amount	:	%Solids	: 90
Digestion Method	:	Date Digested	:

		%			
CAS NO.	Parameter	Results	RL	MDL	Qualifier
NONE	Solids, Total	89.6	0.100	NA	

Form 1
WETCHEM

Client	: Barton & Loguidice, P.C	Lab Number	: L1918093
Project Name	: AMPHENOL SUB SLAB SOIL	Project Number	: 1153.010.001
Lab ID	: WG1232669-1	Date Collected	: 05/01/19 10:23
Client ID	: B5-SS13 0-6"DUP	Date Received	: 05/01/19
Sample Location	:	Date Analyzed	: 05/02/19 03:32
Sample Matrix	: SOIL	Dilution Factor	: 1
Analytical Method	: 121,2540G	Analyst	: YA
Lab File ID	: WG1232669.pdf	Instrument ID	: BALANCE#47
Sample Amount	:	%Solids	: 81
Digestion Method	:	Date Digested	:

CAS NO.	Parameter	% Results	% RL	% MDL	Qualifier
NONE	Solids, Total	84.1	0.100	NA	

ALPHA ANALYTICAL

World Class Chemistry

www.alphalab.com

Alpha Analytical

Laboratory Code: 11148

SDG Number: L1918592

The original project report/data package is held by Alpha Analytical. This report/data package is paginated and should be reproduced only in its entirety. Alpha Analytical holds no responsibility for results and/or data that are not consistent with the original.

Table of Contents

New York ASP Category A Data Deliverable Package 1
- Table of Contents 2
- Sample ID Cross Reference 3
- SDG Narrative 4
- Data Qualifier Definitions 6
- Instrument Information 8
- Volatile Organics Instruments 8
- Volatile Organics in Air Instruments 8
- Semivolatile Organics Instruments - Westborough 9
- Semivolatile Organic Instruments - Mansfield 10
- Sample Log-in Sheet 11
- Lims COC (LN01) 12
- External Chain of Custody 14
- Organics Analysis 15
  - GC PCB Analysis 16
    - Aroclor Sample Data 17
      - Form 1 - Organics 18
- Wet Chemistry Analysis 32
  - Total Solids Analysis 33
    - Results 34
      - Form 1 - Inorganics 35

Project Name: AMPHENOL SUB SLAB SOIL
Project Number: 1153.010.001

Lab Number: L1918592
Report Date: 05/06/19

Alpha Sample ID	Client ID	Matrix	Sample Location	Collection Date/Time	Receive Date
L1918592-01	B5-SS4 24-30"	SOIL	SIDNEY, NY	05/03/19 10:39	05/03/19
L1918592-02	B5-SS4 30-36"	SOIL	SIDNEY, NY	05/03/19 10:39	05/03/19
L1918592-03	B5-SS5 24-30"	SOIL	SIDNEY, NY	05/03/19 10:50	05/03/19
L1918592-04	B5-SS5 30-36"	SOIL	SIDNEY, NY	05/03/19 10:51	05/03/19
L1918592-05	B5-SS6 24-30"	SOIL	SIDNEY, NY	05/03/19 11:01	05/03/19
L1918592-06	B5-SS6 30-36"	SOIL	SIDNEY, NY	05/03/19 11:02	05/03/19
L1918592-07	B5-SS7 24-30"	SOIL	SIDNEY, NY	05/03/19 11:41	05/03/19
L1918592-08	B5-SS7 30-36"	SOIL	SIDNEY, NY	05/03/19 11:42	05/03/19
L1918592-09	B5-SS9 24-30"	SOIL	SIDNEY, NY	05/03/19 11:15	05/03/19
L1918592-10	B5-SS9 30-36"	SOIL	SIDNEY, NY	05/03/19 11:16	05/03/19

Case Narrative

The samples were received in accordance with the Chain of Custody and no significant deviations were encountered during the preparation or analysis unless otherwise noted. Sample Receipt, Container Information, and the Chain of Custody are located at the back of the report.

Results contained within this report relate only to the samples submitted under this Alpha Lab Number and meet NELAP requirements for all NELAP accredited parameters unless otherwise noted in the following narrative. The data presented in this report is organized by parameter (i.e. VOC, SVOC, etc.). Sample specific Quality Control data (i.e. Surrogate Spike Recovery) is reported at the end of the target analyte list for each individual sample, followed by the Laboratory Batch Quality Control at the end of each parameter. Tentatively Identified Compounds (TICs), if requested, are reported for compounds identified to be present and are not part of the method/program Target Compound List, even if only a subset of the TCL are being reported. If a sample was re-analyzed or re-extracted due to a required quality control corrective action and if both sets of data are reported, the Laboratory ID of the re-analysis or re-extraction is designated with an "R" or "RE", respectively. When multiple Batch Quality Control elements are reported (e.g. more than one LCS), the associated samples for each element are noted in the grey shaded header line of each data table. Any Laboratory Batch, Sample Specific % recovery or RPD value that is outside the listed Acceptance Criteria is bolded in the report. All specific QC information is also incorporated in the Data Usability format of our Data Merger tool where it can be reviewed along with any associated usability implications. Soil/sediments, solids and tissues are reported on a dry weight basis unless otherwise noted. Definitions of all data qualifiers and acronyms used in this report are provided in the Glossary located at the back of the report.

In reference to questions H (CAM) or 4 (RCP) when "NO" is checked, the performance criteria for CAM and RCP methods allow for some quality control failures to occur and still be within method compliance. In these instances the specific failure is not narrated but noted in the associated QC table. The information is also incorporated in the Data Usability format of our Data Merger tool where it can be reviewed along with any associated usability implications.

Please see the associated ADEx data file for a comparison of laboratory reporting limits that were achieved with the regulatory Numerical Standards requested on the Chain of Custody.

HOLD POLICY
For samples submitted on hold, Alpha's policy is to hold samples (with the exception of Air canisters) free of charge for 21 calendar days from the date the project is completed. After 21 calendar days, we will dispose of all samples submitted including those put on hold unless you have contacted your Client Service Representative and made arrangements for Alpha to continue to hold the samples. Air canisters will be disposed after 3 business days from the date the project is completed.

Please contact Client Services at 800-624-9220 with any questions.

Case Narrative (continued)

Report Submission

All non-detect (ND) or estimated concentrations (J-qualified) have been quantitated to the limit noted in the MDL column.

PCBs

L1918592-01 through -07: The surrogate recoveries are below the acceptance criteria for 2,4,5,6-tetrachloro-m-xylene (0%) and decachlorobiphenyl (0%) due to the dilution required to quantitate the sample. Re-extraction was not required; therefore, the results of the original analysis are reported.

I, the undersigned, attest under the pains and penalties of perjury that, to the best of my knowledge and belief and based upon my personal inquiry of those responsible for providing the information contained in this analytical report, such information is accurate and complete. This certificate of analysis is not complete unless this page accompanies any and all pages of this report.

Authorized Signature: Melissa Cripps Melissa Cripps Report Date: 05/06/19

Title: Technical Director/Representative

GLOSSARY

Acronyms

DL	- Detection Limit: This value represents the level to which target analyte concentrations are reported as estimated values, when those target analyte concentrations are quantified below the limit of quantitation (LOQ). The DL includes any adjustments from dilutions, concentrations or moisture content, where applicable. (DoD report formats only.)
EDL	- Estimated Detection Limit: This value represents the level to which target analyte concentrations are reported as estimated values, when those target analyte concentrations are quantified below the reporting limit (RL). The EDL includes any adjustments from dilutions, concentrations or moisture content, where applicable. The use of EDLs is specific to the analysis of PAHs using Solid-Phase Microextraction (SPME).
EMPC	- Estimated Maximum Possible Concentration: The concentration that results from the signal present at the retention time of an analyte when the ions meet all of the identification criteria except the ion abundance ratio criteria. An EMPC is a worst-case estimate of the concentration.
EPA	- Environmental Protection Agency.
LCS	- Laboratory Control Sample: A sample matrix, free from the analytes of interest, spiked with verified known amounts of analytes or a material containing known and verified amounts of analytes.
LCSD	- Laboratory Control Sample Duplicate: Refer to LCS.
LFB	- Laboratory Fortified Blank: A sample matrix, free from the analytes of interest, spiked with verified known amounts of analytes or a material containing known and verified amounts of analytes.
LOD	- Limit of Detection: This value represents the level to which a target analyte can reliably be detected for a specific analyte in a specific matrix by a specific method. The LOD includes any adjustments from dilutions, concentrations or moisture content, where applicable. (DoD report formats only.)
LOQ	- Limit of Quantitation: The value at which an instrument can accurately measure an analyte at a specific concentration. The LOQ includes any adjustments from dilutions, concentrations or moisture content, where applicable. (DoD report formats only.) Limit of Quantitation: The value at which an instrument can accurately measure an analyte at a specific concentration. The LOQ includes any adjustments from dilutions, concentrations or moisture content, where applicable. (DoD report formats only.)
MDL	- Method Detection Limit: This value represents the level to which target analyte concentrations are reported as estimated values, when those target analyte concentrations are quantified below the reporting limit (RL). The MDL includes any adjustments from dilutions, concentrations or moisture content, where applicable.
MS	- Matrix Spike Sample: A sample prepared by adding a known mass of target analyte to a specified amount of matrix sample for which an independent estimate of target analyte concentration is available. For Method 332.0, the spike recovery is calculated using the native concentration, including estimated values.
MSD	- Matrix Spike Sample Duplicate: Refer to MS.
NA	- Not Applicable.
NC	- Not Calculated: Term is utilized when one or more of the results utilized in the calculation are non-detect at the parameter's reporting unit.
NDPA/DPA	- N-Nitrosodiphenylamine/Diphenylamine.
NI	- Not Ignitable.
NP	- Non-Plastic: Term is utilized for the analysis of Atterberg Limits in soil.
RL	- Reporting Limit: The value at which an instrument can accurately measure an analyte at a specific concentration. The RL includes any adjustments from dilutions, concentrations or moisture content, where applicable.
RPD	- Relative Percent Difference: The results from matrix and/or matrix spike duplicates are primarily designed to assess the precision of analytical results in a given matrix and are expressed as relative percent difference (RPD). Values which are less than five times the reporting limit for any individual parameter are evaluated by utilizing the absolute difference between the values; although the RPD value will be provided in the report.
SRM	- Standard Reference Material: A reference sample of a known or certified value that is of the same or similar matrix as the associated field samples.
STLP	- Semi-dynamic Tank Leaching Procedure per EPA Method 1315.
TEF	- Toxic Equivalency Factors: The values assigned to each dioxin and furan to evaluate their toxicity relative to 2,3,7,8-TCDD.
TEQ	- Toxic Equivalent: The measure of a sample's toxicity derived by multiplying each dioxin and furan by its corresponding TEF and then summing the resulting values.
TIC	- Tentatively Identified Compound: A compound that has been identified to be present and is not part of the target compound list (TCL) for the method and/or program. All TICs are qualitatively identified and reported as estimated concentrations.

Footnotes

Report Format: DU Report with 'J' Qualifiers

1 - The reference for this analyte should be considered modified since this analyte is absent from the target analyte list of the original method.

Terms

Analytical Method: Both the document from which the method originates and the analytical reference method. (Example: EPA 8260B is shown as 1,8260B.) The codes for the reference method documents are provided in the References section of the Addendum.

Final pH: As it pertains to Sample Receipt & Container Information section of the report, Final pH reflects pH of container determined after adjustment at the laboratory, if applicable. If no adjustment required, value reflects Initial pH.

Frozen Date/Time: With respect to Volatile Organics in soil, Frozen Date/Time reflects the date/time at which associated Reagent Water-preserved vials were initially frozen. Note: If frozen date/time is beyond 48 hours from sample collection, value will be reflected in 'bold'.

Initial pH: As it pertains to Sample Receipt & Container Information section of the report, Initial pH reflects pH of container determined upon receipt, if applicable.

PFAS Total: With respect to PFAS analyses, the 'PFAS, Total (5)' result is defined as the summation of results for: PFHpA, PFHxS, PFOA, PFNA and PFOS. If a 'Total' result is requested, the results of its individual components will also be reported.

Total: With respect to Organic analyses, a 'Total' result is defined as the summation of results for individual isomers or Aroclors. If a 'Total' result is requested, the results of its individual components will also be reported. This is applicable to 'Total' results for methods 8260, 8081 and 8082.

Data Qualifiers

A - Spectra identified as "Aldol Condensation Product".

B - The analyte was detected above the reporting limit in the associated method blank. Flag only applies to associated field samples that have detectable concentrations of the analyte at less than ten times (10x) the concentration found in the blank. For MCP-related projects, flag only applies to associated field samples that have detectable concentrations of the analyte at less than ten times (10x) the concentration found in the blank. For DOD-related projects, flag only applies to associated field samples that have detectable concentrations of the analyte at less than ten times (10x) the concentration found in the blank AND the analyte was detected above one-half the reporting limit (or above the reporting limit for common lab contaminants) in the associated method blank. For NJ-Air-related projects, flag only applies to associated field samples that have detectable concentrations of the analyte above the reporting limit. For NJ-related projects (excluding Air), flag only applies to associated field samples that have detectable concentrations of the analyte, which was detected above the reporting limit in the associated method blank or above five times the reporting limit for common lab contaminants (Phthalates, Acetone, Methylene Chloride, 2-Butanone).

C - Co-elution: The target analyte co-elutes with a known lab standard (i.e. surrogate, internal standards, etc.) for co-extracted analyses.

D - Concentration of analyte was quantified from diluted analysis. Flag only applies to field samples that have detectable concentrations of the analyte.

E - Concentration of analyte exceeds the range of the calibration curve and/or linear range of the instrument.

G - The concentration may be biased high due to matrix interferences (i.e, co-elution) with non-target compound(s). The result should be considered estimated.

H - The analysis of pH was performed beyond the regulatory-required holding time of 15 minutes from the time of sample collection.

I - The lower value for the two columns has been reported due to obvious interference.

M - Reporting Limit (RL) exceeds the MCP CAM Reporting Limit for this analyte.

NJ - Presumptive evidence of compound. This represents an estimated concentration for Tentatively Identified Compounds (TICs), where the identification is based on a mass spectral library search.

P - The RPD between the results for the two columns exceeds the method-specified criteria.

Q - The quality control sample exceeds the associated acceptance criteria. For DOD-related projects, LCS and/or Continuing Calibration Standard exceedences are also qualified on all associated sample results. Note: This flag is not applicable for matrix spike recoveries when the sample concentration is greater than 4x the spike added or for batch duplicate RPD when the sample concentrations are less than 5x the RL. (Metals only.)

R - Analytical results are from sample re-analysis.

RE - Analytical results are from sample re-extraction.

S - Analytical results are from modified screening analysis.

J - Estimated value. The Target analyte concentration is below the quantitation limit (RL), but above the Method Detection Limit (MDL) or Estimated Detection Limit (EDL) for SPME-related analyses. This represents an estimated concentration for Tentatively Identified Compounds (TICs).

ND - Not detected at the method detection limit (MDL) for the sample, or estimated detection limit (EDL) for SPME-related analyses.

Report Format: DU Report with 'J' Qualifiers

Volatile Organics Instruments

Volatile Organics:

Instrument: Agilent 7890 GC/5975C MSD	Columns (length x ID x df):
Trap: Supelco K Trap (VOACARB 3000)	RTX-VMS 20m x 0.18mm x 1um
Concentrator: EST Encon (or equivalent)	RTX-VMS 30m x 0.25mm x 1.4um
Autosampler: EST Centurion (or equivalent)	RTX-502.2 40m x 0.18mm x 1um
Purge time: 11 min	

Volatile Organics: VPH

Instrument: Agilent 6890 (or equivalent)	Column Type: Restek RTX 502.2
Trap: Supelco K Trap (VOACARB 3000)	Column Length: 105 Meters
Concentrator: EST Encon (or equivalent)	df: 3.00 um
Autosampler: EST Centurion (or equivalent)	ID: 0.53mm

Volatile Organics: PIANO

Instrument: Agilent 7890 GC/5975C MSD	Column Type: DB-VRX
Trap: Supelco K Trap (VOACARB 3000)	Column Length: 60 Meters
Concentrator: Tekmar Velocity / EST Encon	df: 1.40 um
Autosampler: Varian Archon / EST Centurion	ID: 0.25 mm
Purge time: 11 min	Desorb: 1 min

Volatile Organics: Dissolved Gas

Instrument: Agilent 7890 (or equivalent) with FID/TCD

	Column Type: Haysep S Column
	Column Length: 2 Meters packed (100/200 mesh)
Autosampler: LEAP Headspace	Purge time: 0.6 min

Volatile Organics in Air Instruments

Volatile Organics in Air:

Instruments: Agilent 6890 GC / 5975 MSD Shimadzu QP2010-SE / QP2020

Concentrator: Entech 7100A or 7200	Column Type: Restek RTX-1
Autosampler: Entech 7016CA or 7016D	Column Length: 60 Meters
	df: 1.00 um
	ID: 0.25 mm or 0.32 mm

Trap 1: Glass Bead: manufacturer-Entech: 20 cm packing material
Trap 2: Tenax: manufacturer-Entech: 20 cm packing material

Semivolatile Organics Instruments - Westborough

Semivolatile Organics (Acid/Base/Neutral Extractables):

Instrument: Agilent 5973N MSD	Injection volume: 1 ul;2 uL LVI
Column Type: Restek RXI-5SILMS	df: 0.32 um
Column Length: 30 Meters	ID: 0.25 mm

Polynuclear Aromatic Hydrocarbons by 8270 SIM:

Instrument: Agilent 5973 MSD	Injection volume: 1 ul;2 uL LVI
Column Type: Restek RXI-5SILMS	df: 0.25 um
Column Length: 30 Meters	ID: 0.25 mm

Pesticides/PCB/Herbicides:

Instrument: Agilent 6890 w/Dual Micro ECDs	Injection Volume: 1uL
Column A: Restek RTX-CL/STX-CL	df: 0.32
Column B: Restek RTX/STX-CLPPesticide II	df: 0.25
Column Length: 30 Meters	ID: 0.32 mm

Petroleum/EPH:

Instrument: Agilent 6890 w/FID / HP 5890 w/ FID	Injection Volume: 1uL
Column: Restek RTX 5	df: 0.25
Column Length: 30 Meters	
ID: 0.32 mm	

Semivolatile Organic Instruments - Mansfield

Semivolatile Organics (ALK-PAH Extractables):

Instrument: Agilent 5973N / 5975 MSD	Injection volume: 1 ul
Column Type: ZB-5	df: 0.25 um
Column Length: 60 Meters	ID: 0.25 mm

Semivolatile Organics (8270):

Instrument: Agilent 5973N / 5975 MSD	Injection volume: 2 ul
Column Type: ZB-Semivolatiles	df: 0.25 um
Column Length: 30 Meters	ID: 0.25 mm

Semivolatile Organics (8270 SIM):

Instrument: Agilent 5973N / 5975 MSD	Injection volume: 3 ul
Column Type: ZB-5	df: 0.25 um
Column Length: 30 Meters	ID: 0.25 mm

Semivolatile Organics (1,4-Dioxane):

Instrument: Agilent 5973N / 5975 / 5977 MSD	Injection volume: 3 ul
Column Type: RTX-5	df: 0.25um, 0.18 um
Column Length: 30 Meters	ID: 0.25um, 0.18 mm

Semivolatile Organics (209 Congener):

Instrument: Agilent 5973N / 5975 MSD	Injection volume: 3 ul
Column Type: RTX-5, RTX-PCB	df: 0.25um, 0.18 um
Column Length: 60 Meters	ID: 0.25um, 0.18 mm

Semivolatile Organics (8081):

Instrument: Agilent 6890 / 7890	Injection volume: 1 ul
Column Type: RTX-5 / RTX-CLP II	df: 0.25 um
Column Length: 60 Meters	ID: 0.25 mm

Semivolatile Organics (8082):

Instrument: Agilent 6890 w/Dual Micro ECDs	Injection Volume: 1uL
Column A: Restek RTX-CL/STX-CL	df: 0.32
Column B: Restek RTX/STX-CLPPesticide II	df: 0.25
Column Length: 30 Meters	ID: 0.32 mm

Semivolatile Organics (SHC Extractables):

Instrument: Agilent 6890	Injection volume: 1 ul
Column Type: RTX-5	df: 0.25 um
Column Length: 60 Meters	ID: 0.25 mm

Sample Delivery Group Summary

Alpha Job Number : L1918592

Received : 03-MAY-2019
Reviewer : Wendy Morency

Account Name : Barton & Loguidice, P.C
Project Number : 1153.010.001
Project Name : AMPHENOL SUB SLAB SOIL

Delivery Information

Samples Delivered By : Alpha Courier

Chain of Custody : Present

Cooler Information

Cooler	Seal/Seal#	Preservation	Temperature(°C)	Additional Information
A	Absent/	Ice	4.9	

Condition Information

1) All samples on COC received?	**YES**
2) Extra samples received?	**NO**
3) Are there any sample container discrepancies?	**NO**
4) Are there any discrepancies between sample labels & COC?	**NO**
5) Are samples in appropriate containers for requested analysis?	**YES**
6) Are samples properly preserved for requested analysis?	**YES**
7) Are samples within holding time for requested analysis?	**YES**
8) All sampling equipment returned?	**NA**

Volatile Organics/VPH

1) Reagent Water Vials Frozen by Client?	**NA**

ALPHA ANALYTICAL LABORATORIES, INC.
LOGIN CHAIN OF CUSTODY REPORT
May 06 2019, 04:33 pm

Login Number: L1918592
Account: BARTON2 Barton & Loguidice, P.CProject: 1153.010.001
Received: 03MAY19 Due Date: 06MAY19

Sample #	Client ID	Mat	PR	Collected
L1918592-01	B5-SS4 24-30"	3	1A	03MAY19 10:39
8082; Segregate glassware; potential high PCB; use 5 g for extraction ASP-A Package Due Date: 05/06/19				
ASP-A,NYTCL-8082,TS				
L1918592-02	B5-SS4 30-36"	3	1A	03MAY19 10:39
| Package Due Date: 05/06/19				
NYTCL-8082,TS				
L1918592-03	B5-SS5 24-30"	3	1A	03MAY19 10:50
| Package Due Date: 05/06/19				
NYTCL-8082,TS				
L1918592-04	B5-SS5 30-36"	3	1A	03MAY19 10:51
| Package Due Date: 05/06/19				
NYTCL-8082,TS				
L1918592-05	B5-SS6 24-30"	3	1A	03MAY19 11:01
| Package Due Date: 05/06/19				
NYTCL-8082,TS				
L1918592-06	B5-SS6 30-36"	3	1A	03MAY19 11:02
| Package Due Date: 05/06/19				
NYTCL-8082,TS				
L1918592-07	B5-SS7 24-30"	3	1A	03MAY19 11:41
| Package Due Date: 05/06/19				

ALPHA ANALYTICAL LABORATORIES, INC.
LOGIN CHAIN OF CUSTODY REPORT
May 06 2019, 04:33 pm

Login Number: L1918592
Account: BARTON2 Barton & Loguidice, P.CProject: 1153.010.001
Received: 03MAY19 Due Date: 06MAY19

Sample #	Client ID	Mat	PR	Collected
NYTCL-8082,TS				
L1918592-08	B5-SS7 30-36"	3	1A	03MAY19 11:42
| Package Due Date: 05/06/19				
NYTCL-8082,TS				
L1918592-09	B5-SS9 24-30"	3	1A	03MAY19 11:15
| Package Due Date: 05/06/19				
NYTCL-8082,TS				
L1918592-10	B5-SS9 30-36"	3	1A	03MAY19 11:16
| Package Due Date: 05/06/19				
NYTCL-8082,TS				

Page 2

Logged By: Wendy Morency

NEW YORK CHAIN OF CUSTODY

ALPHA

Westborough, MA 01581
8 Walkup Dr.
TEL: 508-898-9220
FAX: 508-898-9193

Mansfield, MA 02048
320 Forbes Blvd
TEL: 508-822-9300
FAX: 508-822-3288

Service Centers
Mahwah, NJ 07430: 35 Whitney Rd, Suite 5
Albany, NY 12205: 14 Walker Way
Tonawanda, NY 14150: 275 Cooper Ave, Suite 105

Page 1 of 1

Date Rec'd in Lab: 5/4/19

ALPHA Job #: L1918592

Client Information
Client: Barton + Loguidice
Address: 443 Electronics Pkwy
Liverpool, NY 13088
Phone: 315-457-5200
Fax: MStrodel, BDingman
Email: @BartonandLoguidice.com

Project Information
Project Name: Amphitheatre Sub Slab Soil
Project Location: Sidney, NY
Project # 1153.010.001
(Use Project name as Project #) ☐
Project Manager: Bryce Dingman
ALPHAQuote #:

Turn-Around Time
Standard ☐ Due Date:
Rush (only if pre approved) ☒ # of Days: 1

Deliverables
☒ ASP-A ☐ ASP-B
☐ EQuIS (1 File) ☐ EQuIS (4 File)
☐ Other

Regulatory Requirement
☐ NY TOGS ☐ NY Part 375
☐ AWQ Standards ☐ NY CP-51
☐ NY Restricted Use ☐ Other
☐ NY Unrestricted Use
☐ NYC Sewer Discharge

Billing Information
☐ Same as Client Info
PO # 1153.010.001

Disposal Site Information
Please identify below location of applicable disposal facilities.
Disposal Facility:
☐ NJ ☐ NY
☐ Other:

These samples have been previously analyzed by Alpha ☐

Other project specific requirements/comments:

Please specify Metals or TAL.

ANALYSIS

Sample Filtration
☐ Done
☐ Lab to do
Preservation
☐ Lab to do
(Please Specify below)

ALPHA Lab ID (Lab Use Only)	Sample ID	Collection Date	Collection Time	Sample Matrix	Sampler's Initials	PCBs	Sample Specific Comments	Total Bottles
18592-01	B5-554 24-30"	05/03/19	10:39	Soil	MPS	✓		
-02	B5-554 30-36"	↓	10:39	↓	↓	✓		
-03	B5-555 24-30"	↓	10:50	↓	↓	✓		
-04	B5-555 30-36"	↓	10:51	↓	↓	✓		
-05	B5-556 24-30"	↓	11:01	↓	↓	✓		
-06	B5-556 30-36"	↓	11:02	↓	↓	✓		
-07	B5-557 24-30"	↓	11:41	↓	↓	✓		
-08	B5-557 30-36"	↓	11:42	↓	↓	✓		
-09	B5-559 24-30"	↓	11:15	↓	↓	✓		
-10	B5-559 30-36"	↓	11:16	↓	↓	✓		
					Container Type	A		
					Preservative	A		

Preservative Code:
A = None
B = HCl
C = HNO_3
D = H_2SO_4
E = NaOH
F = MeOH
G = $NaHSO_4$
H = $Na_2S_2O_3$
K/E = Zn Ac/NaOH
O = Other

Container Code
P = Plastic
A = Amber Glass
V = Vial
G = Glass
B = Bacteria Cup
C = Cube
O = Other
E = Encore
D = BOD Bottle

Westboro: Certification No: MA935
Mansfield: Certification No: MA015

Relinquished By:	Date/Time	Received By:	Date/Time
[signature]	05/03/19 15:35	[signature]	5/3/19 1615
[signature]	5/3/19 1615	Wendy Morenary	5/4/19 10:35

Please print clearly, legibly and completely. Samples can not be logged in and turnaround time clock will not start until any ambiguities are resolved. BY EXECUTING THIS COC, THE CLIENT HAS READ AND AGREES TO BE BOUND BY ALPHA'S TERMS & CONDITIONS. (See reverse side.)

Form No: 01-25 HC (rev. 30-Sept-2013)

Organics

GC Extractable Analysis Polychlorinated Biphenyls (PCB)

Aroclor Sample Data

Results Summary
Form 1
Polychlorinated Biphenyls by GC

Client	: Barton & Loguidice, P.C	Lab Number	: L1918592
Project Name	: AMPHENOL SUB SLAB SOIL	Project Number	: 1153.010.001
Lab ID	: L1918592-01D	Date Collected	: 05/03/19 10:39
Client ID	: B5-SS4 24-30"	Date Received	: 05/03/19
Sample Location	: SIDNEY, NY	Date Analyzed	: 05/04/19 22:33
Sample Matrix	: SOIL	Date Extracted	: 05/04/19
Analytical Method	: 1,8082A	Dilution Factor	: 20
Lab File ID	: 12190504a-35	Analyst	: HT
Sample Amount	: 15.83 g	Instrument ID	: PEST12
Extraction Method	: EPA 3546	GC Column	: CLP-Pesticide
Extract Volume	: 5000 uL	%Solids	: 91
GPC Cleanup	: N	Injection Volume	: 1 uL
Sulfur Cleanup	: Y		

		ug/Kg			
CAS NO.	Parameter	Results	RL	MDL	Qualifier
12674-11-2	Aroclor 1016	ND	693	61.5	U
11104-28-2	Aroclor 1221	ND	693	69.4	U
11141-16-5	Aroclor 1232	ND	693	147.	U
53469-21-9	Aroclor 1242	6420	693	93.4	
12672-29-6	Aroclor 1248	ND	693	104.	U
11097-69-1	Aroclor 1254	ND	693	75.8	U
11096-82-5	Aroclor 1260	ND	693	128.	U
37324-23-5	Aroclor 1262	ND	693	88.0	U
11100-14-4	Aroclor 1268	ND	693	71.8	U
1336-36-3	PCBs, Total	6420	693	61.5	

Results Summary
Form 1
Polychlorinated Biphenyls by GC

Client	: Barton & Loguidice, P.C	Lab Number	: L1918592
Project Name	: AMPHENOL SUB SLAB SOIL	Project Number	: 1153.010.001
Lab ID	: L1918592-02D	Date Collected	: 05/03/19 10:39
Client ID	: B5-SS4 30-36"	Date Received	: 05/03/19
Sample Location	: SIDNEY, NY	Date Analyzed	: 05/04/19 22:45
Sample Matrix	: SOIL	Date Extracted	: 05/04/19
Analytical Method	: 1,8082A	Dilution Factor	: 20
Lab File ID	: 12190504a-36	Analyst	: HT
Sample Amount	: 15.18 g	Instrument ID	: PEST12
Extraction Method	: EPA 3546	GC Column	: CLP-Pesticide
Extract Volume	: 5000 uL	%Solids	: 95
GPC Cleanup	: N	Injection Volume	: 1 uL
Sulfur Cleanup	: Y		

		ug/Kg			
CAS NO.	Parameter	Results	RL	MDL	Qualifier
12674-11-2	Aroclor 1016	ND	695	61.7	U
11104-28-2	Aroclor 1221	ND	695	69.6	U
11141-16-5	Aroclor 1232	ND	695	147.	U
53469-21-9	Aroclor 1242	3340	695	93.7	
12672-29-6	Aroclor 1248	ND	695	104.	U
11097-69-1	Aroclor 1254	ND	695	76.0	U
11096-82-5	Aroclor 1260	ND	695	128.	U
37324-23-5	Aroclor 1262	ND	695	88.2	U
11100-14-4	Aroclor 1268	ND	695	72.0	U
1336-36-3	PCBs, Total	3340	695	61.7	

Results Summary
Form 1
Polychlorinated Biphenyls by GC

Client	: Barton & Loguidice, P.C	Lab Number	: L1918592
Project Name	: AMPHENOL SUB SLAB SOIL	Project Number	: 1153.010.001
Lab ID	: L1918592-03D	Date Collected	: 05/03/19 10:50
Client ID	: B5-SS5 24-30"	Date Received	: 05/03/19
Sample Location	: SIDNEY, NY	Date Analyzed	: 05/04/19 22:57
Sample Matrix	: SOIL	Date Extracted	: 05/04/19
Analytical Method	: 1,8082A	Dilution Factor	: 20
Lab File ID	: 12190504a-37	Analyst	: HT
Sample Amount	: 15.73 g	Instrument ID	: PEST12
Extraction Method	: EPA 3546	GC Column	: CLP-Pesticide
Extract Volume	: 5000 uL	%Solids	: 95
GPC Cleanup	: N	Injection Volume	: 1 uL
Sulfur Cleanup	: Y		

		ug/Kg			
CAS NO.	Parameter	Results	RL	MDL	Qualifier
12674-11-2	Aroclor 1016	ND	673	59.7	U
11104-28-2	Aroclor 1221	ND	673	67.4	U
11141-16-5	Aroclor 1232	ND	673	143.	U
53469-21-9	Aroclor 1242	ND	673	90.7	U
12672-29-6	Aroclor 1248	6880	673	101.	
11097-69-1	Aroclor 1254	ND	673	73.6	U
11096-82-5	Aroclor 1260	ND	673	124.	U
37324-23-5	Aroclor 1262	ND	673	85.4	U
11100-14-4	Aroclor 1268	ND	673	69.7	U
1336-36-3	PCBs, Total	6880	673	59.7	

Results Summary
Form 1
Polychlorinated Biphenyls by GC

Client	: Barton & Loguidice, P.C	Lab Number	: L1918592
Project Name	: AMPHENOL SUB SLAB SOIL	Project Number	: 1153.010.001
Lab ID	: L1918592-04D	Date Collected	: 05/03/19 10:51
Client ID	: B5-SS5 30-36"	Date Received	: 05/03/19
Sample Location	: SIDNEY, NY	Date Analyzed	: 05/05/19 23:07
Sample Matrix	: SOIL	Date Extracted	: 05/04/19
Analytical Method	: 1,8082A	Dilution Factor	: 100
Lab File ID	: 12190505a-33	Analyst	: HT
Sample Amount	: 15.63 g	Instrument ID	: PEST12
Extraction Method	: EPA 3546	GC Column	: CLP-Pesticide
Extract Volume	: 5000 uL	%Solids	: 94
GPC Cleanup	: N	Injection Volume	: 1 uL
Sulfur Cleanup	: Y		

		ug/Kg			
CAS NO.	Parameter	Results	RL	MDL	Qualifier
12674-11-2	Aroclor 1016	ND	3410	302.	U
11104-28-2	Aroclor 1221	ND	3410	341.	U
11141-16-5	Aroclor 1232	ND	3410	722.	U
53469-21-9	Aroclor 1242	ND	3410	459.	U
12672-29-6	Aroclor 1248	29900	3410	511.	
11097-69-1	Aroclor 1254	ND	3410	373.	U
11096-82-5	Aroclor 1260	ND	3410	630.	U
37324-23-5	Aroclor 1262	ND	3410	433.	U
11100-14-4	Aroclor 1268	ND	3410	353.	U
1336-36-3	PCBs, Total	29900	3410	302.	

Results Summary
Form 1
Polychlorinated Biphenyls by GC

Client	: Barton & Loguidice, P.C	Lab Number	: L1918592
Project Name	: AMPHENOL SUB SLAB SOIL	Project Number	: 1153.010.001
Lab ID	: L1918592-05D	Date Collected	: 05/03/19 11:01
Client ID	: B5-SS6 24-30"	Date Received	: 05/03/19
Sample Location	: SIDNEY, NY	Date Analyzed	: 05/05/19 23:19
Sample Matrix	: SOIL	Date Extracted	: 05/04/19
Analytical Method	: 1,8082A	Dilution Factor	: 1000
Lab File ID	: 12190505a-34	Analyst	: HT
Sample Amount	: 15.88 g	Instrument ID	: PEST12
Extraction Method	: EPA 3546	GC Column	: CLP-Pesticide
Extract Volume	: 5000 uL	%Solids	: 94
GPC Cleanup	: N	Injection Volume	: 1 uL
Sulfur Cleanup	: Y		

		ug/Kg			
CAS NO.	Parameter	Results	RL	MDL	Qualifier
12674-11-2	Aroclor 1016	ND	33600	2980	U
11104-28-2	Aroclor 1221	ND	33600	3360	U
11141-16-5	Aroclor 1232	ND	33600	7120	U
53469-21-9	Aroclor 1242	ND	33600	4520	U
12672-29-6	Aroclor 1248	483000	33600	5040	
11097-69-1	Aroclor 1254	ND	33600	3670	U
11096-82-5	Aroclor 1260	ND	33600	6200	U
37324-23-5	Aroclor 1262	ND	33600	4260	U
11100-14-4	Aroclor 1268	ND	33600	3480	U
1336-36-3	PCBs, Total	483000	33600	2980	

Results Summary
Form 1
Polychlorinated Biphenyls by GC

Client	: Barton & Loguidice, P.C	Lab Number	: L1918592
Project Name	: AMPHENOL SUB SLAB SOIL	Project Number	: 1153.010.001
Lab ID	: L1918592-06D	Date Collected	: 05/03/19 11:02
Client ID	: B5-SS6 30-36"	Date Received	: 05/03/19
Sample Location	: SIDNEY, NY	Date Analyzed	: 05/06/19 03:47
Sample Matrix	: SOIL	Date Extracted	: 05/04/19
Analytical Method	: 1,8082A	Dilution Factor	: 2000
Lab File ID	: 16190506a-05	Analyst	: KB
Sample Amount	: 15.91 g	Instrument ID	: PEST16
Extraction Method	: EPA 3546	GC Column	: CLP-Pesticide
Extract Volume	: 5000 uL	%Solids	: 93
GPC Cleanup	: N	Injection Volume	: 1 uL
Sulfur Cleanup	: Y		

		ug/Kg			
CAS NO.	Parameter	Results	RL	MDL	Qualifier
12674-11-2	Aroclor 1016	ND	67300	5980	U
11104-28-2	Aroclor 1221	ND	67300	6740	U
11141-16-5	Aroclor 1232	ND	67300	14300	U
53469-21-9	Aroclor 1242	ND	67300	9070	U
11097-69-1	Aroclor 1254	ND	67300	7360	U
11096-82-5	Aroclor 1260	ND	67300	12400	U
37324-23-5	Aroclor 1262	ND	67300	8550	U
11100-14-4	Aroclor 1268	ND	67300	6970	U

Results Summary
Form 1
Polychlorinated Biphenyls by GC

Client	: Barton & Loguidice, P.C	Lab Number	: L1918592
Project Name	: AMPHENOL SUB SLAB SOIL	Project Number	: 1153.010.001
Lab ID	: L1918592-06D	Date Collected	: 05/03/19 11:02
Client ID	: B5-SS6 30-36"	Date Received	: 05/03/19
Sample Location	: SIDNEY, NY	Date Analyzed	: 05/06/19 03:47
Sample Matrix	: SOIL	Date Extracted	: 05/04/19
Analytical Method	: 1,8082A	Dilution Factor	: 2000
Lab File ID	: 16190506a-05	Analyst	: KB
Sample Amount	: 15.91 g	Instrument ID	: PEST16
Extraction Method	: EPA 3546	GC Column	: CLP-PesticideII
Extract Volume	: 5000 uL	%Solids	: 93
GPC Cleanup	: N	Injection Volume	: 1 uL
Sulfur Cleanup	: Y		

		ug/Kg			
CAS NO.	Parameter	Results	RL	MDL	Qualifier
12672-29-6	Aroclor 1248	645000	67300	10100	
1336-36-3	PCBs, Total	645000	67300	5980	

Results Summary
Form 1
Polychlorinated Biphenyls by GC

Client	: Barton & Loguidice, P.C	Lab Number	: L1918592
Project Name	: AMPHENOL SUB SLAB SOIL	Project Number	: 1153.010.001
Lab ID	: L1918592-07D	Date Collected	: 05/03/19 11:41
Client ID	: B5-SS7 24-30"	Date Received	: 05/03/19
Sample Location	: SIDNEY, NY	Date Analyzed	: 05/04/19 23:22
Sample Matrix	: SOIL	Date Extracted	: 05/04/19
Analytical Method	: 1,8082A	Dilution Factor	: 20
Lab File ID	: 12190504a-39	Analyst	: HT
Sample Amount	: 15.36 g	Instrument ID	: PEST12
Extraction Method	: EPA 3546	GC Column	: CLP-Pesticide
Extract Volume	: 5000 uL	%Solids	: 93
GPC Cleanup	: N	Injection Volume	: 1 uL
Sulfur Cleanup	: Y		

		ug/Kg			
CAS NO.	Parameter	Results	RL	MDL	Qualifier
12674-11-2	Aroclor 1016	ND	699	62.1	U
11104-28-2	Aroclor 1221	ND	699	70.1	U
11141-16-5	Aroclor 1232	ND	699	148.	U
53469-21-9	Aroclor 1242	ND	699	94.3	U
12672-29-6	Aroclor 1248	5010	699	105.	
11097-69-1	Aroclor 1254	ND	699	76.5	U
11096-82-5	Aroclor 1260	ND	699	129.	U
37324-23-5	Aroclor 1262	ND	699	88.8	U
11100-14-4	Aroclor 1268	ND	699	72.4	U
1336-36-3	PCBs, Total	5010	699	62.1	

Results Summary
Form 1
Polychlorinated Biphenyls by GC

Client	: Barton & Loguidice, P.C	Lab Number	: L1918592
Project Name	: AMPHENOL SUB SLAB SOIL	Project Number	: 1153.010.001
Lab ID	: L1918592-08D	Date Collected	: 05/03/19 11:42
Client ID	: B5-SS7 30-36"	Date Received	: 05/03/19
Sample Location	: SIDNEY, NY	Date Analyzed	: 05/05/19 23:31
Sample Matrix	: SOIL	Date Extracted	: 05/04/19
Analytical Method	: 1,8082A	Dilution Factor	: 5
Lab File ID	: 12190505a-35	Analyst	: HT
Sample Amount	: 15.95 g	Instrument ID	: PEST12
Extraction Method	: EPA 3546	GC Column	: CLP-Pesticide
Extract Volume	: 5000 uL	%Solids	: 94
GPC Cleanup	: N	Injection Volume	: 1 uL
Sulfur Cleanup	: Y		

		ug/Kg			
CAS NO.	Parameter	Results	RL	MDL	Qualifier
12674-11-2	Aroclor 1016	ND	167	14.8	U
11104-28-2	Aroclor 1221	ND	167	16.8	U
11141-16-5	Aroclor 1232	ND	167	35.5	U
53469-21-9	Aroclor 1242	ND	167	22.5	U
12672-29-6	Aroclor 1248	717	167	25.1	
11097-69-1	Aroclor 1254	ND	167	18.3	U
11096-82-5	Aroclor 1260	ND	167	30.9	U
37324-23-5	Aroclor 1262	ND	167	21.2	U
11100-14-4	Aroclor 1268	ND	167	17.3	U
1336-36-3	PCBs, Total	717	167	14.8	

Results Summary
Form 1
Polychlorinated Biphenyls by GC

Client	: Barton & Loguidice, P.C	Lab Number	: L1918592
Project Name	: AMPHENOL SUB SLAB SOIL	Project Number	: 1153.010.001
Lab ID	: L1918592-09	Date Collected	: 05/03/19 11:15
Client ID	: B5-SS9 24-30"	Date Received	: 05/03/19
Sample Location	: SIDNEY, NY	Date Analyzed	: 05/06/19 14:43
Sample Matrix	: SOIL	Date Extracted	: 05/05/19
Analytical Method	: 1,8082A	Dilution Factor	: 1
Lab File ID	: P7190506a-09	Analyst	: WR
Sample Amount	: 15.9 g	Instrument ID	: PEST7
Extraction Method	: EPA 3546	GC Column	: CLP-Pesticide
Extract Volume	: 5000 uL	%Solids	: 91
GPC Cleanup	: N	Injection Volume	: 1 uL
Sulfur Cleanup	: Y		

		ug/Kg			
CAS NO.	Parameter	Results	RL	MDL	Qualifier
12674-11-2	Aroclor 1016	ND	34.4	3.06	U
11104-28-2	Aroclor 1221	ND	34.4	3.45	U
11141-16-5	Aroclor 1232	ND	34.4	7.30	U
53469-21-9	Aroclor 1242	ND	34.4	4.64	U
11097-69-1	Aroclor 1254	ND	34.4	3.77	U
11096-82-5	Aroclor 1260	ND	34.4	6.36	U
37324-23-5	Aroclor 1262	ND	34.4	4.37	U
11100-14-4	Aroclor 1268	ND	34.4	3.57	U

Results Summary
Form 1
Polychlorinated Biphenyls by GC

Client	: Barton & Loguidice, P.C	Lab Number	: L1918592
Project Name	: AMPHENOL SUB SLAB SOIL	Project Number	: 1153.010.001
Lab ID	: L1918592-09	Date Collected	: 05/03/19 11:15
Client ID	: B5-SS9 24-30"	Date Received	: 05/03/19
Sample Location	: SIDNEY, NY	Date Analyzed	: 05/06/19 14:43
Sample Matrix	: SOIL	Date Extracted	: 05/05/19
Analytical Method	: 1,8082A	Dilution Factor	: 1
Lab File ID	: P7190506a-09	Analyst	: WR
Sample Amount	: 15.9 g	Instrument ID	: PEST7
Extraction Method	: EPA 3546	GC Column	: CLP-PesticideII
Extract Volume	: 5000 uL	%Solids	: 91
GPC Cleanup	: N	Injection Volume	: 1 uL
Sulfur Cleanup	: Y		

		ug/Kg			
CAS NO.	Parameter	Results	RL	MDL	Qualifier
12672-29-6	Aroclor 1248	145	34.4	5.17	
1336-36-3	PCBs, Total	145	34.4	3.06	

Results Summary
Form 1
Polychlorinated Biphenyls by GC

Client	: Barton & Loguidice, P.C	Lab Number	: L1918592
Project Name	: AMPHENOL SUB SLAB SOIL	Project Number	: 1153.010.001
Lab ID	: L1918592-10	Date Collected	: 05/03/19 11:16
Client ID	: B5-SS9 30-36"	Date Received	: 05/03/19
Sample Location	: SIDNEY, NY	Date Analyzed	: 05/06/19 14:56
Sample Matrix	: SOIL	Date Extracted	: 05/05/19
Analytical Method	: 1,8082A	Dilution Factor	: 1
Lab File ID	: P7190506a-10	Analyst	: WR
Sample Amount	: 15.29 g	Instrument ID	: PEST7
Extraction Method	: EPA 3546	GC Column	: CLP-Pesticide
Extract Volume	: 5000 uL	%Solids	: 89
GPC Cleanup	: N	Injection Volume	: 1 uL
Sulfur Cleanup	: Y		

		ug/Kg			
CAS NO.	Parameter	Results	RL	MDL	Qualifier
12674-11-2	Aroclor 1016	ND	36.7	3.26	U
11104-28-2	Aroclor 1221	ND	36.7	3.68	U
11141-16-5	Aroclor 1232	ND	36.7	7.78	U
53469-21-9	Aroclor 1242	ND	36.7	4.95	U
12672-29-6	Aroclor 1248	55.1	36.7	5.50	
11097-69-1	Aroclor 1254	ND	36.7	4.02	U
11096-82-5	Aroclor 1260	ND	36.7	6.78	U
37324-23-5	Aroclor 1262	ND	36.7	4.66	U
11100-14-4	Aroclor 1268	ND	36.7	3.80	U
1336-36-3	PCBs, Total	55.1	36.7	3.26	

Results Summary
Form 1
Polychlorinated Biphenyls by GC

Client	: Barton & Loguidice, P.C	Lab Number	: L1918592
Project Name	: AMPHENOL SUB SLAB SOIL	Project Number	: 1153.010.001
Lab ID	: WG1233560-1	Date Collected	: NA
Client ID	: WG1233560-1BLANK	Date Received	: NA
Sample Location	:	Date Analyzed	: 05/04/19 21:30
Sample Matrix	: SOIL	Date Extracted	: 05/04/19
Analytical Method	: 1,8082A	Dilution Factor	: 1
Lab File ID	: 12190504a-31	Analyst	: HT
Sample Amount	: 15.23 g	Instrument ID	: PEST12
Extraction Method	: EPA 3546	GC Column	: CLP-Pesticide
Extract Volume	: 5000 uL	%Solids	: NA
GPC Cleanup	: N	Injection Volume	: 1 uL
Sulfur Cleanup	: Y		

		ug/Kg			
CAS NO.	Parameter	Results	RL	MDL	Qualifier
12674-11-2	Aroclor 1016	ND	32.8	2.92	U
11104-28-2	Aroclor 1221	ND	32.8	3.29	U
11141-16-5	Aroclor 1232	ND	32.8	6.96	U
53469-21-9	Aroclor 1242	ND	32.8	4.42	U
12672-29-6	Aroclor 1248	10.7	32.8	4.92	J
11097-69-1	Aroclor 1254	ND	32.8	3.59	U
11096-82-5	Aroclor 1260	ND	32.8	6.07	U
37324-23-5	Aroclor 1262	ND	32.8	4.17	U
11100-14-4	Aroclor 1268	ND	32.8	3.40	U
1336-36-3	PCBs, Total	10.7	32.8	2.92	J

Results Summary
Form 1
Polychlorinated Biphenyls by GC

Client	: Barton & Loguidice, P.C	Lab Number	: L1918592
Project Name	: AMPHENOL SUB SLAB SOIL	Project Number	: 1153.010.001
Lab ID	: WG1233832-1	Date Collected	: NA
Client ID	: WG1233832-1BLANK	Date Received	: NA
Sample Location	:	Date Analyzed	: 05/06/19 13:25
Sample Matrix	: SOIL	Date Extracted	: 05/05/19
Analytical Method	: 1,8082A	Dilution Factor	: 1
Lab File ID	: P7190506a-03	Analyst	: WR
Sample Amount	: 15.57 g	Instrument ID	: PEST7
Extraction Method	: EPA 3546	GC Column	: CLP-Pesticide
Extract Volume	: 5000 uL	%Solids	: NA
GPC Cleanup	: N	Injection Volume	: 1 uL
Sulfur Cleanup	: Y		

		ug/Kg			
CAS NO.	Parameter	Results	RL	MDL	Qualifier
12674-11-2	Aroclor 1016	ND	32.1	2.85	U
11104-28-2	Aroclor 1221	ND	32.1	3.22	U
11141-16-5	Aroclor 1232	ND	32.1	6.81	U
53469-21-9	Aroclor 1242	ND	32.1	4.33	U
12672-29-6	Aroclor 1248	ND	32.1	4.82	U
11097-69-1	Aroclor 1254	ND	32.1	3.51	U
11096-82-5	Aroclor 1260	ND	32.1	5.93	U
37324-23-5	Aroclor 1262	ND	32.1	4.08	U
11100-14-4	Aroclor 1268	ND	32.1	3.33	U
1336-36-3	PCBs, Total	ND	32.1	2.85	U

Wet Chemistry

Total Solids / Percent Moisture Analysis

Results

Form 1
WETCHEM

Client	: Barton & Loguidice, P.C	Lab Number	: L1918592
Project Name	: AMPHENOL SUB SLAB SOIL	Project Number	: 1153.010.001
Lab ID	: L1918592-01	Date Collected	: 05/03/19 10:39
Client ID	: B5-SS4 24-30"	Date Received	: 05/03/19
Sample Location	: SIDNEY, NY	Date Analyzed	: 05/04/19 02:57
Sample Matrix	: SOIL	Dilution Factor	: 1
Analytical Method	: 121,2540G	Analyst	: YA
Lab File ID	: WG1233554.pdf	Instrument ID	: BALANCE#47
Sample Amount	:	%Solids	: 91
Digestion Method	:	Date Digested	:

		%			
CAS NO.	Parameter	Results	RL	MDL	Qualifier
NONE	Solids, Total	91.2	0.100	NA	

Form 1
WETCHEM

Client	: Barton & Loguidice, P.C	Lab Number	: L1918592
Project Name	: AMPHENOL SUB SLAB SOIL	Project Number	: 1153.010.001
Lab ID	: L1918592-02	Date Collected	: 05/03/19 10:39
Client ID	: B5-SS4 30-36"	Date Received	: 05/03/19
Sample Location	: SIDNEY, NY	Date Analyzed	: 05/04/19 02:57
Sample Matrix	: SOIL	Dilution Factor	: 1
Analytical Method	: 121,2540G	Analyst	: YA
Lab File ID	: WG1233554.pdf	Instrument ID	: BALANCE#47
Sample Amount	:	%Solids	: 95
Digestion Method	:	Date Digested	:

		%			
CAS NO.	Parameter	Results	RL	MDL	Qualifier
NONE	Solids, Total	94.8	0.100	NA	

Form 1
WETCHEM

Client	: Barton & Loguidice, P.C	Lab Number	: L1918592
Project Name	: AMPHENOL SUB SLAB SOIL	Project Number	: 1153.010.001
Lab ID	: L1918592-03	Date Collected	: 05/03/19 10:50
Client ID	: B5-SS5 24-30"	Date Received	: 05/03/19
Sample Location	: SIDNEY, NY	Date Analyzed	: 05/04/19 02:57
Sample Matrix	: SOIL	Dilution Factor	: 1
Analytical Method	: 121,2540G	Analyst	: YA
Lab File ID	: WG1233554.pdf	Instrument ID	: BALANCE#47
Sample Amount	:	%Solids	: 95
Digestion Method	:	Date Digested	:

		%			
CAS NO.	Parameter	Results	RL	MDL	Qualifier
NONE	Solids, Total	94.5	0.100	NA	

Form 1
WETCHEM

Client	: Barton & Loguidice, P.C	Lab Number	: L1918592
Project Name	: AMPHENOL SUB SLAB SOIL	Project Number	: 1153.010.001
Lab ID	: L1918592-04	Date Collected	: 05/03/19 10:51
Client ID	: B5-SS5 30-36"	Date Received	: 05/03/19
Sample Location	: SIDNEY, NY	Date Analyzed	: 05/04/19 02:57
Sample Matrix	: SOIL	Dilution Factor	: 1
Analytical Method	: 121,2540G	Analyst	: YA
Lab File ID	: WG1233554.pdf	Instrument ID	: BALANCE#47
Sample Amount	:	%Solids	: 94
Digestion Method	:	Date Digested	:

		%			
CAS NO.	Parameter	Results	RL	MDL	Qualifier
NONE	Solids, Total	93.9	0.100	NA	

Form 1
WETCHEM

Client	: Barton & Loguidice, P.C	Lab Number	: L1918592
Project Name	: AMPHENOL SUB SLAB SOIL	Project Number	: 1153.010.001
Lab ID	: L1918592-05	Date Collected	: 05/03/19 11:01
Client ID	: B5-SS6 24-30"	Date Received	: 05/03/19
Sample Location	: SIDNEY, NY	Date Analyzed	: 05/04/19 02:57
Sample Matrix	: SOIL	Dilution Factor	: 1
Analytical Method	: 121,2540G	Analyst	: YA
Lab File ID	: WG1233554.pdf	Instrument ID	: BALANCE#47
Sample Amount	:	%Solids	: 94
Digestion Method	:	Date Digested	:

		%			
CAS NO.	Parameter	Results	RL	MDL	Qualifier
NONE	Solids, Total	93.8	0.100	NA	

Form 1
WETCHEM

Client	: Barton & Loguidice, P.C	Lab Number	: L1918592
Project Name	: AMPHENOL SUB SLAB SOIL	Project Number	: 1153.010.001
Lab ID	: L1918592-06	Date Collected	: 05/03/19 11:02
Client ID	: B5-SS6 30-36"	Date Received	: 05/03/19
Sample Location	: SIDNEY, NY	Date Analyzed	: 05/04/19 02:57
Sample Matrix	: SOIL	Dilution Factor	: 1
Analytical Method	: 121,2540G	Analyst	: YA
Lab File ID	: WG1233554.pdf	Instrument ID	: BALANCE#47
Sample Amount	:	%Solids	: 93
Digestion Method	:	Date Digested	:

		%			
CAS NO.	Parameter	Results	RL	MDL	Qualifier
NONE	Solids, Total	93.4	0.100	NA	

Form 1
WETCHEM

Client	: Barton & Loguidice, P.C	Lab Number	: L1918592
Project Name	: AMPHENOL SUB SLAB SOIL	Project Number	: 1153.010.001
Lab ID	: L1918592-07	Date Collected	: 05/03/19 11:41
Client ID	: B5-SS7 24-30"	Date Received	: 05/03/19
Sample Location	: SIDNEY, NY	Date Analyzed	: 05/04/19 02:57
Sample Matrix	: SOIL	Dilution Factor	: 1
Analytical Method	: 121,2540G	Analyst	: YA
Lab File ID	: WG1233554.pdf	Instrument ID	: BALANCE#47
Sample Amount	:	%Solids	: 93
Digestion Method	:	Date Digested	:

		%			
CAS NO.	Parameter	Results	RL	MDL	Qualifier
NONE	Solids, Total	93.1	0.100	NA	

Form 1
WETCHEM

Client	: Barton & Loguidice, P.C	Lab Number	: L1918592
Project Name	: AMPHENOL SUB SLAB SOIL	Project Number	: 1153.010.001
Lab ID	: L1918592-08	Date Collected	: 05/03/19 11:42
Client ID	: B5-SS7 30-36"	Date Received	: 05/03/19
Sample Location	: SIDNEY, NY	Date Analyzed	: 05/04/19 02:57
Sample Matrix	: SOIL	Dilution Factor	: 1
Analytical Method	: 121,2540G	Analyst	: YA
Lab File ID	: WG1233554.pdf	Instrument ID	: BALANCE#47
Sample Amount	:	%Solids	: 94
Digestion Method	:	Date Digested	:

		%			
CAS NO.	Parameter	Results	RL	MDL	Qualifier
NONE	Solids, Total	93.7	0.100	NA	

Form 1
WETCHEM

Client	: Barton & Loguidice, P.C	Lab Number	: L1918592
Project Name	: AMPHENOL SUB SLAB SOIL	Project Number	: 1153.010.001
Lab ID	: L1918592-09	Date Collected	: 05/03/19 11:15
Client ID	: B5-SS9 24-30"	Date Received	: 05/03/19
Sample Location	: SIDNEY, NY	Date Analyzed	: 05/04/19 02:57
Sample Matrix	: SOIL	Dilution Factor	: 1
Analytical Method	: 121,2540G	Analyst	: YA
Lab File ID	: WG1233554.pdf	Instrument ID	: BALANCE#47
Sample Amount	:	%Solids	: 91
Digestion Method	:	Date Digested	:

		%			
CAS NO.	Parameter	Results	RL	MDL	Qualifier
NONE	Solids, Total	91.3	0.100	NA	

Form 1
WETCHEM

Client	: Barton & Loguidice, P.C	Lab Number	: L1918592
Project Name	: AMPHENOL SUB SLAB SOIL	Project Number	: 1153.010.001
Lab ID	: L1918592-10	Date Collected	: 05/03/19 11:16
Client ID	: B5-SS9 30-36"	Date Received	: 05/03/19
Sample Location	: SIDNEY, NY	Date Analyzed	: 05/04/19 02:57
Sample Matrix	: SOIL	Dilution Factor	: 1
Analytical Method	: 121,2540G	Analyst	: YA
Lab File ID	: WG1233554.pdf	Instrument ID	: BALANCE#47
Sample Amount	:	%Solids	: 89
Digestion Method	:	Date Digested	:

		%			
CAS NO.	Parameter	Results	RL	MDL	Qualifier
NONE	Solids, Total	89.1	0.100	NA	

Form 1
WETCHEM

Client	: Barton & Loguidice, P.C	Lab Number	: L1918592
Project Name	: AMPHENOL SUB SLAB SOIL	Project Number	: 1153.010.001
Lab ID	: WG1233554-1	Date Collected	: 05/03/19 10:39
Client ID	: B5-SS4 24-30"DUP	Date Received	: 05/03/19
Sample Location	:	Date Analyzed	: 05/04/19 02:57
Sample Matrix	: SOIL	Dilution Factor	: 1
Analytical Method	: 121,2540G	Analyst	: YA
Lab File ID	: WG1233554.pdf	Instrument ID	: BALANCE#47
Sample Amount	:	%Solids	: 91
Digestion Method	:	Date Digested	:

		%			
CAS NO.	Parameter	Results	RL	MDL	Qualifier
NONE	Solids, Total	81.6	0.100	NA	

ANALYTICAL REPORT

Lab Number:	L1918907
Client:	Barton & Loguidice, P.C 443 Electronics Parkway Liverpool, NY 13088
ATTN:	Bryce Dingman
Phone:	(518) 218-1801
Project Name:	AMPHENOL SUB SLAB SOIL
Project Number:	1153.010.001
Report Date:	05/14/19

The original project report/data package is held by Alpha Analytical. This report/data package is paginated and should be reproduced only in its entirety. Alpha Analytical holds no responsibility for results and/or data that are not consistent with the original.

Certifications & Approvals: MA (M-MA086), NH NELAP (2064), CT (PH-0574), IL (200077), ME (MA00086), MD (348), NJ (MA935), NY (11148), NC (25700/666), PA (68-03671), RI (LAO00065), TX (T104704476), VT (VT-0935), VA (460195), USDA (Permit #P330-17-00196).

Eight Walkup Drive, Westborough, MA 01581-1019
508-898-9220 (Fax) 508-898-9193 800-624-9220 - www.alphalab.com

Project Name: AMPHENOL SUB SLAB SOIL
Project Number: 1153.010.001

Lab Number: L1918907
Report Date: 05/14/19

Alpha Sample ID	Client ID	Matrix	Sample Location	Collection Date/Time	Receive Date
L1918907-01	B5-SS6 36-42"	SOIL	SIDNEY, NY	05/03/19 12:25	05/07/19
L1918907-02	B5-SS6 42-48"	SOIL	SIDNEY, NY	05/03/19 12:25	05/07/19

Project Name:	AMPHENOL SUB SLAB SOIL	**Lab Number:**	L1918907
Project Number:	1153.010.001	**Report Date:**	05/14/19

Case Narrative

The samples were received in accordance with the Chain of Custody and no significant deviations were encountered during the preparation or analysis unless otherwise noted. Sample Receipt, Container Information, and the Chain of Custody are located at the back of the report.

Results contained within this report relate only to the samples submitted under this Alpha Lab Number and meet NELAP requirements for all NELAP accredited parameters unless otherwise noted in the following narrative. The data presented in this report is organized by parameter (i.e. VOC, SVOC, etc.). Sample specific Quality Control data (i.e. Surrogate Spike Recovery) is reported at the end of the target analyte list for each individual sample, followed by the Laboratory Batch Quality Control at the end of each parameter. Tentatively Identified Compounds (TICs), if requested, are reported for compounds identified to be present and are not part of the method/program Target Compound List, even if only a subset of the TCL are being reported. If a sample was re-analyzed or re-extracted due to a required quality control corrective action and if both sets of data are reported, the Laboratory ID of the re-analysis or re-extraction is designated with an "R" or "RE", respectively.

When multiple Batch Quality Control elements are reported (e.g. more than one LCS), the associated samples for each element are noted in the grey shaded header line of each data table. Any Laboratory Batch, Sample Specific % recovery or RPD value that is outside the listed Acceptance Criteria is bolded in the report. In reference to questions H (CAM) or 4 (RCP) when "NO" is checked, the performance criteria for CAM and RCP methods allow for some quality control failures to occur and still be within method compliance. In these instances, the specific failure is not narrated but noted in the associated QC Outlier Summary Report, located directly after the Case Narrative. QC information is also incorporated in the Data Usability Assessment table (Format 11) of our Data Merger tool, where it can be reviewed in conjunction with the sample result, associated regulatory criteria and any associated data usability implications.

Soil/sediments, solids and tissues are reported on a dry weight basis unless otherwise noted. Definitions of all data qualifiers and acronyms used in this report are provided in the Glossary located at the back of the report.

HOLD POLICY - For samples submitted on hold, Alpha's policy is to hold samples (with the exception of Air canisters) free of charge for 21 calendar days from the date the project is completed. After 21 calendar days, we will dispose of all samples submitted including those put on hold unless you have contacted your Alpha Project Manager and made arrangements for Alpha to continue to hold the samples. Air canisters will be disposed after 3 business days from the date the project is completed.

Please contact Project Management at 800-624-9220 with any questions.

Project Name:	AMPHENOL SUB SLAB SOIL	**Lab Number:**	L1918907
Project Number:	1153.010.001	**Report Date:**	05/14/19

Case Narrative (continued)

Report Submission

All non-detect (ND) or estimated concentrations (J-qualified) have been quantitated to the limit noted in the MDL column.

PCBs

L1918907-01 and -02: The surrogate recoveries are below the acceptance criteria for 2,4,5,6-tetrachloro-m-xylene (0%) and decachlorobiphenyl (0%) due to the dilution required to quantitate the sample. Re-extraction was not required; therefore, the results of the original analysis are reported.

I, the undersigned, attest under the pains and penalties of perjury that, to the best of my knowledge and belief and based upon my personal inquiry of those responsible for providing the information contained in this analytical report, such information is accurate and complete. This certificate of analysis is not complete unless this page accompanies any and all pages of this report.

Authorized Signature: Melissa Cripps

Title: Technical Director/Representative

Date: 05/14/19

ORGANICS

PCBS

Project Name: AMPHENOL SUB SLAB SOIL **Lab Number:** L1918907

Project Number: 1153.010.001 **Report Date:** 05/14/19

SAMPLE RESULTS

Lab ID:	L1918907-01	D	Date Collected:	05/03/19 12:25
Client ID:	B5-SS6 36-42"		Date Received:	05/07/19
Sample Location:	SIDNEY, NY		Field Prep:	Not Specified
Sample Depth:				
Matrix:	Soil		Extraction Method:	EPA 3546
Analytical Method:	1,8082A		Extraction Date:	05/11/19 10:41
Analytical Date:	05/14/19 05:42		Cleanup Method:	EPA 3665A
Analyst:	WR		Cleanup Date:	05/11/19
Percent Solids:	92%		Cleanup Method:	EPA 3660B
			Cleanup Date:	05/11/19

Parameter	Result	Qualifier	Units	RL	MDL	Dilution Factor	Column
Polychlorinated Biphenyls by GC - Westborough Lab							
Aroclor 1016	ND		ug/kg	3590000	318000	100000	A
Aroclor 1221	ND		ug/kg	3590000	359000	100000	A
Aroclor 1232	ND		ug/kg	3590000	760000	100000	A
Aroclor 1242	ND		ug/kg	3590000	483000	100000	A
Aroclor 1248	16400000		ug/kg	3590000	538000	100000	A
Aroclor 1254	ND		ug/kg	3590000	392000	100000	A
Aroclor 1260	ND		ug/kg	3590000	663000	100000	A
Aroclor 1262	ND		ug/kg	3590000	455000	100000	A
Aroclor 1268	ND		ug/kg	3590000	372000	100000	A
PCBs, Total	16400000		ug/kg	3590000	318000	100000	A

Surrogate	% Recovery	Qualifier	Acceptance Criteria	Column
2,4,5,6-Tetrachloro-m-xylene	**0**	Q	30-150	A
Decachlorobiphenyl	**0**	Q	30-150	A
2,4,5,6-Tetrachloro-m-xylene	**0**	Q	30-150	B
Decachlorobiphenyl	**0**	Q	30-150	B

Project Name: AMPHENOL SUB SLAB SOIL **Lab Number:** L1918907

Project Number: 1153.010.001 **Report Date:** 05/14/19

SAMPLE RESULTS

Lab ID:	L1918907-02	D	Date Collected:	05/03/19 12:25
Client ID:	B5-SS6 42-48"		Date Received:	05/07/19
Sample Location:	SIDNEY, NY		Field Prep:	Not Specified
Sample Depth:				
Matrix:	Soil		Extraction Method:	EPA 3546
Analytical Method:	1,8082A		Extraction Date:	05/11/19 10:41
Analytical Date:	05/14/19 05:55		Cleanup Method:	EPA 3665A
Analyst:	WR		Cleanup Date:	05/11/19
Percent Solids:	95%		Cleanup Method:	EPA 3660B
			Cleanup Date:	05/11/19

Parameter	Result	Qualifier	Units	RL	MDL	Dilution Factor	Column
Polychlorinated Biphenyls by GC - Westborough Lab							
Aroclor 1016	ND		ug/kg	1740000	155000	50000	A
Aroclor 1221	ND		ug/kg	1740000	174000	50000	A
Aroclor 1232	ND		ug/kg	1740000	369000	50000	A
Aroclor 1242	ND		ug/kg	1740000	235000	50000	A
Aroclor 1248	9210000		ug/kg	1740000	261000	50000	A
Aroclor 1254	ND		ug/kg	1740000	190000	50000	A
Aroclor 1260	ND		ug/kg	1740000	322000	50000	A
Aroclor 1262	ND		ug/kg	1740000	221000	50000	A
Aroclor 1268	ND		ug/kg	1740000	180000	50000	A
PCBs, Total	9210000		ug/kg	1740000	155000	50000	A

Surrogate	% Recovery	Qualifier	Acceptance Criteria	Column
2,4,5,6-Tetrachloro-m-xylene	**0**	Q	30-150	A
Decachlorobiphenyl	**0**	Q	30-150	A
2,4,5,6-Tetrachloro-m-xylene	**0**	Q	30-150	B
Decachlorobiphenyl	**0**	Q	30-150	B

Project Name: AMPHENOL SUB SLAB SOIL
Project Number: 1153.010.001

Lab Number: L1918907
Report Date: 05/14/19

Method Blank Analysis
Batch Quality Control

Analytical Method: 1,8082A
Analytical Date: 05/11/19 19:05
Analyst: WR

Extraction Method: EPA 3546
Extraction Date: 05/11/19 01:59
Cleanup Method: EPA 3665A
Cleanup Date: 05/11/19
Cleanup Method: EPA 3660B
Cleanup Date: 05/11/19

Parameter	Result	Qualifier	Units	RL	MDL	Column
Polychlorinated Biphenyls by GC - Westborough Lab for sample(s): 01-02 Batch: WG1236033-1						
Aroclor 1016	ND		ug/kg	31.5	2.80	A
Aroclor 1221	ND		ug/kg	31.5	3.15	A
Aroclor 1232	ND		ug/kg	31.5	6.68	A
Aroclor 1242	ND		ug/kg	31.5	4.24	A
Aroclor 1248	ND		ug/kg	31.5	4.72	A
Aroclor 1254	ND		ug/kg	31.5	3.44	A
Aroclor 1260	ND		ug/kg	31.5	5.82	A
Aroclor 1262	ND		ug/kg	31.5	4.00	A
Aroclor 1268	ND		ug/kg	31.5	3.26	A
PCBs, Total	ND		ug/kg	31.5	2.80	A

Surrogate	%Recovery	Qualifier	Acceptance Criteria	Column
2,4,5,6-Tetrachloro-m-xylene	81		30-150	A
Decachlorobiphenyl	61		30-150	A
2,4,5,6-Tetrachloro-m-xylene	75		30-150	B
Decachlorobiphenyl	60		30-150	B

Lab Control Sample Analysis
Batch Quality Control

Project Name: AMPHENOL SUB SLAB SOIL
Project Number: 1153.010.001
Lab Number: L1918907
Report Date: 05/14/19

Parameter	LCS %Recovery	Qual	LCSD %Recovery	Qual	%Recovery Limits	RPD	Qual	RPD Limits	Column
Polychlorinated Biphenyls by GC - Westborough Lab Associated sample(s): 01-02 Batch: WG1236033-2 WG1236033-3									
Aroclor 1016	78		76		40-140	3		50	A
Aroclor 1260	60		63		40-140	5		50	A

Surrogate	LCS %Recovery	Qual	LCSD %Recovery	Qual	Acceptance Criteria	Column
2,4,5,6-Tetrachloro-m-xylene	81		79		30-150	A
Decachlorobiphenyl	61		67		30-150	A
2,4,5,6-Tetrachloro-m-xylene	73		71		30-150	B
Decachlorobiphenyl	63		59		30-150	B

INORGANICS
&
MISCELLANEOUS

Project Name: AMPHENOL SUB SLAB SOIL
Project Number: 1153.010.001

Lab Number: L1918907
Report Date: 05/14/19

SAMPLE RESULTS

Lab ID: L1918907-01
Client ID: B5-SS6 36-42"
Sample Location: SIDNEY, NY

Date Collected: 05/03/19 12:25
Date Received: 05/07/19
Field Prep: Not Specified

Sample Depth:
Matrix: Soil

Parameter	Result	Qualifier	Units	RL	MDL	Dilution Factor	Date Prepared	Date Analyzed	Analytical Method	Analyst
General Chemistry - Westborough Lab										
Solids, Total	91.9		%	0.100	NA	1	-	05/08/19 15:08	121,2540G	RI

Project Name: AMPHENOL SUB SLAB SOIL
Project Number: 1153.010.001

Lab Number: L1918907
Report Date: 05/14/19

SAMPLE RESULTS

Lab ID: L1918907-02
Client ID: B5-SS6 42-48"
Sample Location: SIDNEY, NY

Date Collected: 05/03/19 12:25
Date Received: 05/07/19
Field Prep: Not Specified

Sample Depth:
Matrix: Soil

Parameter	Result	Qualifier	Units	RL	MDL	Dilution Factor	Date Prepared	Date Analyzed	Analytical Method	Analyst
General Chemistry - Westborough Lab										
Solids, Total	94.7		%	0.100	NA	1	-	05/08/19 15:08	121,2540G	RI

Lab Duplicate Analysis

Batch Quality Control

Project Name: AMPHENOL SUB SLAB SOIL

Project Number: 1153.010.001

Lab Number: L1918907

Report Date: 05/14/19

Parameter	Native Sample	Duplicate Sample	Units	RPD	Qual	RPD Limits
General Chemistry - Westborough Lab Associated sample(s): 01-02 QC Batch ID: WG1234964-1 QC Sample: L1918838-01 Client ID: DUP Sample						
Solids, Total	86.2	86.8	%	1		20

Project Name: AMPHENOL SUB SLAB SOIL
Project Number: 1153.010.001

Lab Number: L1918907
Report Date: 05/14/19

Sample Receipt and Container Information

Were project specific reporting limits specified? YES

Cooler Information

Cooler	Custody Seal
A	Absent

Container Information

Container ID	Container Type	Cooler	Initial pH	Final pH	Temp deg C	Pres	Seal	Frozen Date/Time	Analysis(*)
L1918907-01A	Glass 60mL/2oz unpreserved	A	NA		5.7	Y	Absent		TS(7),NYTCL-8082(14)
L1918907-02A	Glass 60mL/2oz unpreserved	A	NA		5.7	Y	Absent		TS(7),NYTCL-8082(14)

*Values in parentheses indicate holding time in days

Project Name:	AMPHENOL SUB SLAB SOIL	**Lab Number:**	L1918907
Project Number:	1153.010.001	**Report Date:**	05/14/19

GLOSSARY

Acronyms

DL	- Detection Limit: This value represents the level to which target analyte concentrations are reported as estimated values, when those target analyte concentrations are quantified below the limit of quantitation (LOQ). The DL includes any adjustments from dilutions, concentrations or moisture content, where applicable. (DoD report formats only.)
EDL	- Estimated Detection Limit: This value represents the level to which target analyte concentrations are reported as estimated values, when those target analyte concentrations are quantified below the reporting limit (RL). The EDL includes any adjustments from dilutions, concentrations or moisture content, where applicable. The use of EDLs is specific to the analysis of PAHs using Solid-Phase Microextraction (SPME).
EMPC	- Estimated Maximum Possible Concentration: The concentration that results from the signal present at the retention time of an analyte when the ions meet all of the identification criteria except the ion abundance ratio criteria. An EMPC is a worst-case estimate of the concentration.
EPA	- Environmental Protection Agency.
LCS	- Laboratory Control Sample: A sample matrix, free from the analytes of interest, spiked with verified known amounts of analytes or a material containing known and verified amounts of analytes.
LCSD	- Laboratory Control Sample Duplicate: Refer to LCS.
LFB	- Laboratory Fortified Blank: A sample matrix, free from the analytes of interest, spiked with verified known amounts of analytes or a material containing known and verified amounts of analytes.
LOD	- Limit of Detection: This value represents the level to which a target analyte can reliably be detected for a specific analyte in a specific matrix by a specific method. The LOD includes any adjustments from dilutions, concentrations or moisture content, where applicable. (DoD report formats only.)
LOQ	- Limit of Quantitation: The value at which an instrument can accurately measure an analyte at a specific concentration. The LOQ includes any adjustments from dilutions, concentrations or moisture content, where applicable. (DoD report formats only.) Limit of Quantitation: The value at which an instrument can accurately measure an analyte at a specific concentration. The LOQ includes any adjustments from dilutions, concentrations or moisture content, where applicable. (DoD report formats only.)
MDL	- Method Detection Limit: This value represents the level to which target analyte concentrations are reported as estimated values, when those target analyte concentrations are quantified below the reporting limit (RL). The MDL includes any adjustments from dilutions, concentrations or moisture content, where applicable.
MS	- Matrix Spike Sample: A sample prepared by adding a known mass of target analyte to a specified amount of matrix sample for which an independent estimate of target analyte concentration is available. For Method 332.0, the spike recovery is calculated using the native concentration, including estimated values.
MSD	- Matrix Spike Sample Duplicate: Refer to MS.
NA	- Not Applicable.
NC	- Not Calculated: Term is utilized when one or more of the results utilized in the calculation are non-detect at the parameter's reporting unit.
NDPA/DPA	- N-Nitrosodiphenylamine/Diphenylamine.
NI	- Not Ignitable.
NP	- Non-Plastic: Term is utilized for the analysis of Atterberg Limits in soil.
RL	- Reporting Limit: The value at which an instrument can accurately measure an analyte at a specific concentration. The RL includes any adjustments from dilutions, concentrations or moisture content, where applicable.
RPD	- Relative Percent Difference: The results from matrix and/or matrix spike duplicates are primarily designed to assess the precision of analytical results in a given matrix and are expressed as relative percent difference (RPD). Values which are less than five times the reporting limit for any individual parameter are evaluated by utilizing the absolute difference between the values; although the RPD value will be provided in the report.
SRM	- Standard Reference Material: A reference sample of a known or certified value that is of the same or similar matrix as the associated field samples.
STLP	- Semi-dynamic Tank Leaching Procedure per EPA Method 1315.
TEF	- Toxic Equivalency Factors: The values assigned to each dioxin and furan to evaluate their toxicity relative to 2,3,7,8-TCDD.
TEQ	- Toxic Equivalent: The measure of a sample's toxicity derived by multiplying each dioxin and furan by its corresponding TEF and then summing the resulting values.
TIC	- Tentatively Identified Compound: A compound that has been identified to be present and is not part of the target compound list (TCL) for the method and/or program. All TICs are qualitatively identified and reported as estimated concentrations.

Footnotes

Report Format: DU Report with 'J' Qualifiers

Project Name:	AMPHENOL SUB SLAB SOIL	**Lab Number:**	L1918907
Project Number:	1153.010.001	**Report Date:**	05/14/19

1 - The reference for this analyte should be considered modified since this analyte is absent from the target analyte list of the original method.

Terms

Analytical Method: Both the document from which the method originates and the analytical reference method. (Example: EPA 8260B is shown as 1,8260B.) The codes for the reference method documents are provided in the References section of the Addendum.

Final pH: As it pertains to Sample Receipt & Container Information section of the report, Final pH reflects pH of container determined after adjustment at the laboratory, if applicable. If no adjustment required, value reflects Initial pH.

Frozen Date/Time: With respect to Volatile Organics in soil, Frozen Date/Time reflects the date/time at which associated Reagent Water-preserved vials were initially frozen. Note: If frozen date/time is beyond 48 hours from sample collection, value will be reflected in 'bold'.

Initial pH: As it pertains to Sample Receipt & Container Information section of the report, Initial pH reflects pH of container determined upon receipt, if applicable.

PFAS Total: With respect to PFAS analyses, the 'PFAS, Total (5)' result is defined as the summation of results for: PFHpA, PFHxS, PFOA, PFNA and PFOS. If a 'Total' result is requested, the results of its individual components will also be reported.

Total: With respect to Organic analyses, a 'Total' result is defined as the summation of results for individual isomers or Aroclors. If a 'Total' result is requested, the results of its individual components will also be reported. This is applicable to 'Total' results for methods 8260, 8081 and 8082.

Data Qualifiers

A - Spectra identified as "Aldol Condensation Product".

B - The analyte was detected above the reporting limit in the associated method blank. Flag only applies to associated field samples that have detectable concentrations of the analyte at less than ten times (10x) the concentration found in the blank. For MCP-related projects, flag only applies to associated field samples that have detectable concentrations of the analyte at less than ten times (10x) the concentration found in the blank. For DOD-related projects, flag only applies to associated field samples that have detectable concentrations of the analyte at less than ten times (10x) the concentration found in the blank AND the analyte was detected above one-half the reporting limit (or above the reporting limit for common lab contaminants) in the associated method blank. For NJ-Air-related projects, flag only applies to associated field samples that have detectable concentrations of the analyte above the reporting limit. For NJ-related projects (excluding Air), flag only applies to associated field samples that have detectable concentrations of the analyte, which was detected above the reporting limit in the associated method blank or above five times the reporting limit for common lab contaminants (Phthalates, Acetone, Methylene Chloride, 2-Butanone).

C - Co-elution: The target analyte co-elutes with a known lab standard (i.e. surrogate, internal standards, etc.) for co-extracted analyses.

D - Concentration of analyte was quantified from diluted analysis. Flag only applies to field samples that have detectable concentrations of the analyte.

E - Concentration of analyte exceeds the range of the calibration curve and/or linear range of the instrument.

G - The concentration may be biased high due to matrix interferences (i.e, co-elution) with non-target compound(s). The result should be considered estimated.

H - The analysis of pH was performed beyond the regulatory-required holding time of 15 minutes from the time of sample collection.

I - The lower value for the two columns has been reported due to obvious interference.

J - Estimated value. The Target analyte concentration is below the quantitation limit (RL), but above the Method Detection Limit (MDL) or Estimated Detection Limit (EDL) for SPME-related analyses. This represents an estimated concentration for Tentatively Identified Compounds (TICs).

M - Reporting Limit (RL) exceeds the MCP CAM Reporting Limit for this analyte.

ND - Not detected at the method detection limit (MDL) for the sample, or estimated detection limit (EDL) for SPME-related analyses.

NJ - Presumptive evidence of compound. This represents an estimated concentration for Tentatively Identified Compounds (TICs), where the identification is based on a mass spectral library search.

P - The RPD between the results for the two columns exceeds the method-specified criteria.

Q - The quality control sample exceeds the associated acceptance criteria. For DOD-related projects, LCS and/or Continuing Calibration Standard exceedences are also qualified on all associated sample results. Note: This flag is not applicable for matrix spike recoveries when the sample concentration is greater than 4x the spike added or for batch duplicate RPD when the sample concentrations are less than 5x the RL. (Metals only.)

R - Analytical results are from sample re-analysis.

RE - Analytical results are from sample re-extraction.

S - Analytical results are from modified screening analysis.

Report Format: DU Report with 'J' Qualifiers

Project Name:	AMPHENOL SUB SLAB SOIL	**Lab Number:**	L1918907
Project Number:	1153.010.001	**Report Date:**	05/14/19

REFERENCES

1 Test Methods for Evaluating Solid Waste: Physical/Chemical Methods. EPA SW-846. Third Edition. Updates I - IV, 2007.

121 Standard Methods for the Examination of Water and Wastewater. APHA-AWWA-WEF. Standard Methods Online.

LIMITATION OF LIABILITIES

Alpha Analytical performs services with reasonable care and diligence normal to the analytical testing laboratory industry. In the event of an error, the sole and exclusive responsibility of Alpha Analytical shall be to re-perform the work at it's own expense. In no event shall Alpha Analytical be held liable for any incidental, consequential or special damages, including but not limited to, damages in any way connected with the use of, interpretation of, information or analysis provided by Alpha Analytical.

We strongly urge our clients to comply with EPA protocol regarding sample volume, preservation, cooling, containers, sampling procedures, holding time and splitting of samples in the field.

Certification Information

The following analytes are not included in our Primary NELAP Scope of Accreditation:

Westborough Facility
EPA 624/624.1: m/p-xylene, o-xylene
EPA 8260C: NPW: 1,2,4,5-Tetramethylbenzene; 4-Ethyltoluene, Azobenzene; SCM: Iodomethane (methyl iodide), Methyl methacrylate, 1,2,4,5-Tetramethylbenzene; 4-Ethyltoluene.
EPA 8270D: NPW: Dimethylnaphthalene,1,4-Diphenylhydrazine; SCM: Dimethylnaphthalene,1,4-Diphenylhydrazine.

EPA 6860: SCM: Perchlorate

SM4500: NPW: Amenable Cyanide; SCM: Total Phosphorus, TKN, NO2, NO3.

Mansfield Facility
SM 2540D: TSS
EPA 8082A: NPW: PCB: 1, 5, 31, 87,101, 110, 141, 151, 153, 180, 183, 187.
EPA TO-15: Halothane, 2,4,4-Trimethyl-2-pentene, 2,4,4-Trimethyl-1-pentene, Thiophene, 2-Methylthiophene, 3-Methylthiophene, 2-Ethylthiophene, 1,2,3-Trimethylbenzene, Indan, Indene, 1,2,4,5-Tetramethylbenzene, Benzothiophene, 1-Methylnaphthalene.
Biological Tissue Matrix: EPA 3050B

The following analytes are included in our Massachusetts DEP Scope of Accreditation

Westborough Facility:

Drinking Water
EPA 300.0: Chloride, Nitrate-N, Fluoride, Sulfate; **EPA 353.2**: Nitrate-N, Nitrite-N; **SM4500NO3-F**: Nitrate-N, Nitrite-N; **SM4500F-C, SM4500CN-CE, EPA 180.1, SM2130B, SM4500Cl-D, SM2320B, SM2540C, SM4500H-B**
EPA 332: Perchlorate; **EPA 524.2:** THMs and VOCs; **EPA 504.1:** EDB, DBCP.
Microbiology: **SM9215B; SM9223-P/A, SM9223B-Colilert-QT,SM9222D**.

Non-Potable Water
SM4500H,B, EPA 120.1, SM2510B, SM2540C, SM2320B, SM4500CL-E, SM4500F-BC, SM4500NH3-BH: Ammonia-N and Kjeldahl-N, **EPA 350.1**: Ammonia-N, **LACHAT 10-107-06-1-B**: Ammonia-N, **EPA 351.1, SM4500NO3-F, EPA 353.2**: Nitrate-N**, SM4500P-E, SM4500P-B, E, SM4500SO4-E, SM5220D, EPA 410.4, SM5210B, SM5310C, SM4500CL-D, EPA 1664, EPA 420.1, SM4500-CN-CE, SM2540D, EPA 300: Chloride, Sulfate, Nitrate.**
EPA 624.1: Volatile Halocarbons & Aromatics,
EPA 608.3: Chlordane, Toxaphene, Aldrin, alpha-BHC, beta-BHC, gamma-BHC, delta-BHC, Dieldrin, DDD, DDE, DDT, Endosulfan I, Endosulfan II, Endosulfan sulfate, Endrin, Endrin Aldehyde, Heptachlor, Heptachlor Epoxide, PCBs
EPA 625.1: SVOC (Acid/Base/Neutral Extractables), **EPA 600/4-81-045**: PCB-Oil.
Microbiology: **SM9223B-Colilert-QT; Enterolert-QT, SM9221E, EPA 1600, EPA 1603.**

Mansfield Facility:

Drinking Water
EPA 200.7: Al, Ba, Cd, Cr, Cu, Fe, Mn, Ni, Na, Ag, Ca, Zn. **EPA 200.8:** Al, Sb, As, Ba, Be, Cd, Cr, Cu, Pb, Mn, Ni, Se, Ag, TL, Zn. **EPA 245.1** Hg.
EPA 522.

Non-Potable Water
EPA 200.7: Al, Sb, As, Be, Cd, Ca, Cr, Co, Cu, Fe, Pb, Mg, Mn, Mo, Ni, K, Se, Ag, Na, Sr, TL, Ti, V, Zn.
EPA 200.8: Al, Sb, As, Be, Cd, Cr, Cu, Fe, Pb, Mn, Ni, K, Se, Ag, Na, TL, Zn.
EPA 245.1 Hg.
SM2340B

For a complete listing of analytes and methods, please contact your Alpha Project Manager.

NEW YORK CHAIN OF CUSTODY

ALPHA ANALYTICAL
Westborough, MA 01581
8 Walkup Dr.
TEL: 508-898-9220
FAX: 508-898-9193

Mansfield, MA 02048
320 Forbes Blvd
TEL: 508-822-9300
FAX: 508-822-3288

Service Centers
Mahwah, NJ 07430: 35 Whitney Rd, Suite 5
Albany, NY 12205: 14 Walker Way
Tonawanda, NY 14150: 275 Cooper Ave, Suite 105

Page 1 / of /

Date Rec'd in Lab 5/8/19

ALPHA Job # L1918907

Client Information

Client: Barton & Loguidice
Address: 443 Electronics Pkwy
Liverpool, NY 13088
Phone: 315-457-5200
Fax: mstrodel, bdingman
Email: @bartonandloguidice.com

Project Information

Project Name: Amphenol Sub Slab Soil
Project Location: Sidney, NY
Project # 1153.010.001
(Use Project name as Project #) ☐
Project Manager: Bryce Dingman
ALPHAQuote #:

Turn-Around Time

Standard ☑ Due Date: 05/14/19
Rush (only if pre approved) ☐ # of Days: 5 Day Firm

Deliverables

☑ ASP-A ☐ ASP-B
☐ EQuIS (1 File) ☐ EQuIS (4 File)
☐ Other

Billing Information

☑ Same as Client Info
PO # 1153.010.001

Regulatory Requirement

☐ NY TOGS ☐ NY Part 375
☐ AWQ Standards ☐ NY CP-51
☐ NY Restricted Use ☐ Other
☐ NY Unrestricted Use
☐ NYC Sewer Discharge

Disposal Site Information

Please identify below location of applicable disposal facilities.
Disposal Facility:
☐ NJ ☐ NY
☐ Other:

These samples have been previously analyzed by Alpha ☐

Other project specific requirements/comments:

Please specify Metals or TAL.

ANALYSIS

Sample Filtration
☐ Done
☐ Lab to do
Preservation
☐ Lab to do
(Please Specify below)

ALPHA Lab ID (Lab Use Only)	Sample ID	Collection Date	Collection Time	Sample Matrix	Sampler's Initials	PCBs	Sample Specific Comments	Total # Bottles
18907 – 01	B5-SS6 36 - 42"	05/03/19	12:25	Soil	MPS	X		1
02	B5-SS6 42 - 48"	05/03/19	12:25	Soil	MPS	X		1

	A							
Container Type	A							
Preservative	A							

Preservative Code:
A = None
B = HCl
C = HNO_3
D = H_2SO_4
E = NaOH
F = MeOH
G = $NaHSO_4$
H = $Na_2S_2O_3$
K/E = Zn Ac/NaOH
O = Other

Container Code
P = Plastic
A = Amber Glass
V = Vial
G = Glass
B = Bacteria Cup
C = Cube
O = Other
E = Encore
D = BOD Bottle

Westboro: Certification No: MA935
Mansfield: Certification No: MA015

Relinquished By:	Date/Time	Received By:	Date/Time
[signature]	05/07/19 13:55	AAL [signature]	5/7/19 1400
[signature]	5/7/19 1400	[signature]	5/8/19 01:15

Please print clearly, legibly and completely. Samples can not be logged in and turnaround time clock will not start until any ambiguities are resolved. BY EXECUTING THIS COC, THE CLIENT HAS READ AND AGREES TO BE BOUND BY ALPHA'S TERMS & CONDITIONS.

Form No: 01-25 (rev. 30-Sept-2013)

ANALYTICAL REPORT

Lab Number:	L1922243
Client:	Barton & Loguidice, P.C 443 Electronics Parkway Liverpool, NY 13088
ATTN:	Bryce Dingman
Phone:	(518) 218-1801
Project Name:	AMPHENOL SUB SLAB SOIL
Project Number:	1153.010.001
Report Date:	05/29/19

The original project report/data package is held by Alpha Analytical. This report/data package is paginated and should be reproduced only in its entirety. Alpha Analytical holds no responsibility for results and/or data that are not consistent with the original.

Certifications & Approvals: MA (M-MA086), NH NELAP (2064), CT (PH-0574), IL (200077), ME (MA00086), MD (348), NJ (MA935), NY (11148), NC (25700/666), PA (68-03671), RI (LAO00065), TX (T104704476), VT (VT-0935), VA (460195), USDA (Permit #P330-17-00196).

Eight Walkup Drive, Westborough, MA 01581-1019
508-898-9220 (Fax) 508-898-9193 800-624-9220 - www.alphalab.com

Project Name: AMPHENOL SUB SLAB SOIL
Project Number: 1153.010.001

Lab Number: L1922243
Report Date: 05/29/19

Alpha Sample ID	Client ID	Matrix	Sample Location	Collection Date/Time	Receive Date
L1922243-01	B5 NORTH SIDEWALL	SOIL	1153.010.001	05/24/19 11:25	05/24/19
L1922243-02	B5 SOUTH SIDEWALL	SOIL	1153.010.001	05/24/19 10:45	05/24/19
L1922243-03	B5 EAST SIDEWALL	SOIL	1153.010.001	05/24/19 11:35	05/24/19
L1922243-04	B5 WEST SIDEWALL	SOIL	1153.010.001	05/24/19 11:00	05/24/19
L1922243-05	B5 BOTTOM	SOIL	1153.010.001	05/24/19 11:45	05/24/19
L1922243-06	B5-SS6 SIDEWALLS	SOIL	1153.010.001	05/24/19 12:20	05/24/19
L1922243-07	B5-SS6 BOTTOM	SOIL	1153.010.001	05/24/19 12:30	05/24/19
L1922243-08	B5-SS17 SIDEWALL	SOIL	1153.010.001	05/24/19 11:15	05/24/19

Project Name:	AMPHENOL SUB SLAB SOIL	**Lab Number:**	L1922243
Project Number:	1153.010.001	**Report Date:**	05/29/19

Case Narrative

The samples were received in accordance with the Chain of Custody and no significant deviations were encountered during the preparation or analysis unless otherwise noted. Sample Receipt, Container Information, and the Chain of Custody are located at the back of the report.

Results contained within this report relate only to the samples submitted under this Alpha Lab Number and meet NELAP requirements for all NELAP accredited parameters unless otherwise noted in the following narrative. The data presented in this report is organized by parameter (i.e. VOC, SVOC, etc.). Sample specific Quality Control data (i.e. Surrogate Spike Recovery) is reported at the end of the target analyte list for each individual sample, followed by the Laboratory Batch Quality Control at the end of each parameter. Tentatively Identified Compounds (TICs), if requested, are reported for compounds identified to be present and are not part of the method/program Target Compound List, even if only a subset of the TCL are being reported. If a sample was re-analyzed or re-extracted due to a required quality control corrective action and if both sets of data are reported, the Laboratory ID of the re-analysis or re-extraction is designated with an "R" or "RE", respectively.

When multiple Batch Quality Control elements are reported (e.g. more than one LCS), the associated samples for each element are noted in the grey shaded header line of each data table. Any Laboratory Batch, Sample Specific % recovery or RPD value that is outside the listed Acceptance Criteria is bolded in the report. In reference to questions H (CAM) or 4 (RCP) when "NO" is checked, the performance criteria for CAM and RCP methods allow for some quality control failures to occur and still be within method compliance. In these instances, the specific failure is not narrated but noted in the associated QC Outlier Summary Report, located directly after the Case Narrative. QC information is also incorporated in the Data Usability Assessment table (Format 11) of our Data Merger tool, where it can be reviewed in conjunction with the sample result, associated regulatory criteria and any associated data usability implications.

Soil/sediments, solids and tissues are reported on a dry weight basis unless otherwise noted. Definitions of all data qualifiers and acronyms used in this report are provided in the Glossary located at the back of the report.

HOLD POLICY - For samples submitted on hold, Alpha's policy is to hold samples (with the exception of Air canisters) free of charge for 21 calendar days from the date the project is completed. After 21 calendar days, we will dispose of all samples submitted including those put on hold unless you have contacted your Alpha Project Manager and made arrangements for Alpha to continue to hold the samples. Air canisters will be disposed after 3 business days from the date the project is completed.

Please contact Project Management at 800-624-9220 with any questions.

Project Name:	AMPHENOL SUB SLAB SOIL	**Lab Number:**	L1922243
Project Number:	1153.010.001	**Report Date:**	05/29/19

Case Narrative (continued)

Report Submission

All non-detect (ND) or estimated concentrations (J-qualified) have been quantitated to the limit noted in the MDL column.

PCBs

L1922243-01, -02, -03, -04, -05, -06, and -08: The surrogate recoveries are below the acceptance criteria for 2,4,5,6-tetrachloro-m-xylene (0%) and decachlorobiphenyl (0%) due to the dilution required to quantitate the sample. Re-extraction was not required; therefore, the results of the original analysis are reported.

I, the undersigned, attest under the pains and penalties of perjury that, to the best of my knowledge and belief and based upon my personal inquiry of those responsible for providing the information contained in this analytical report, such information is accurate and complete. This certificate of analysis is not complete unless this page accompanies any and all pages of this report.

Authorized Signature: Melissa Cripps

Title: Technical Director/Representative

Date: 05/29/19

ORGANICS

PCBS

Project Name: AMPHENOL SUB SLAB SOIL **Lab Number:** L1922243

Project Number: 1153.010.001 **Report Date:** 05/29/19

SAMPLE RESULTS

Lab ID: L1922243-01 D
Client ID: B5 NORTH SIDEWALL
Sample Location: 1153.010.001

Date Collected: 05/24/19 11:25
Date Received: 05/24/19
Field Prep: Not Specified

Sample Depth:
Matrix: Soil
Analytical Method: 1,8082A
Analytical Date: 05/28/19 01:26
Analyst: HT
Percent Solids: 93%

Extraction Method: EPA 3546
Extraction Date: 05/25/19 11:41
Cleanup Method: EPA 3665A
Cleanup Date: 05/25/19
Cleanup Method: EPA 3660B
Cleanup Date: 05/25/19

Parameter	Result	Qualifier	Units	RL	MDL	Dilution Factor	Column
Polychlorinated Biphenyls by GC - Westborough Lab							
Aroclor 1016	ND		ug/kg	87200	7740	2500	A
Aroclor 1221	ND		ug/kg	87200	8740	2500	A
Aroclor 1232	ND		ug/kg	87200	18500	2500	A
Aroclor 1242	ND		ug/kg	87200	11800	2500	A
Aroclor 1248	544000		ug/kg	87200	13100	2500	B
Aroclor 1254	ND		ug/kg	87200	9540	2500	A
Aroclor 1260	ND		ug/kg	87200	16100	2500	A
Aroclor 1262	ND		ug/kg	87200	11100	2500	A
Aroclor 1268	ND		ug/kg	87200	9040	2500	A
PCBs, Total	544000		ug/kg	87200	7740	2500	B

Surrogate	% Recovery	Qualifier	Acceptance Criteria	Column
2,4,5,6-Tetrachloro-m-xylene	**0**	Q	30-150	A
Decachlorobiphenyl	**0**	Q	30-150	A
2,4,5,6-Tetrachloro-m-xylene	**0**	Q	30-150	B
Decachlorobiphenyl	**0**	Q	30-150	B

Project Name: AMPHENOL SUB SLAB SOIL **Lab Number:** L1922243

Project Number: 1153.010.001 **Report Date:** 05/29/19

SAMPLE RESULTS

Lab ID: L1922243-02 D
Client ID: B5 SOUTH SIDEWALL
Sample Location: 1153.010.001

Date Collected: 05/24/19 10:45
Date Received: 05/24/19
Field Prep: Not Specified

Sample Depth:
Matrix: Soil
Analytical Method: 1,8082A
Analytical Date: 05/28/19 01:39
Analyst: HT
Percent Solids: 91%

Extraction Method: EPA 3546
Extraction Date: 05/25/19 11:41
Cleanup Method: EPA 3665A
Cleanup Date: 05/25/19
Cleanup Method: EPA 3660B
Cleanup Date: 05/25/19

Parameter	Result	Qualifier	Units	RL	MDL	Dilution Factor	Column
Polychlorinated Biphenyls by GC - Westborough Lab							
Aroclor 1016	ND		ug/kg	88500	7860	2500	A
Aroclor 1221	ND		ug/kg	88500	8860	2500	A
Aroclor 1232	ND		ug/kg	88500	18800	2500	A
Aroclor 1242	ND		ug/kg	88500	11900	2500	A
Aroclor 1248	519000		ug/kg	88500	13300	2500	B
Aroclor 1254	ND		ug/kg	88500	9680	2500	A
Aroclor 1260	ND		ug/kg	88500	16300	2500	A
Aroclor 1262	ND		ug/kg	88500	11200	2500	A
Aroclor 1268	ND		ug/kg	88500	9160	2500	A
PCBs, Total	519000		ug/kg	88500	7860	2500	B

Surrogate	% Recovery	Qualifier	Acceptance Criteria	Column
2,4,5,6-Tetrachloro-m-xylene	**0**	Q	30-150	A
Decachlorobiphenyl	**0**	Q	30-150	A
2,4,5,6-Tetrachloro-m-xylene	**0**	Q	30-150	B
Decachlorobiphenyl	**0**	Q	30-150	B

Project Name: AMPHENOL SUB SLAB SOIL **Lab Number:** L1922243

Project Number: 1153.010.001 **Report Date:** 05/29/19

SAMPLE RESULTS

Lab ID: L1922243-03 D
Client ID: B5 EAST SIDEWALL
Sample Location: 1153.010.001

Date Collected: 05/24/19 11:35
Date Received: 05/24/19
Field Prep: Not Specified

Sample Depth:
Matrix: Soil
Analytical Method: 1,8082A
Analytical Date: 05/28/19 01:52
Analyst: HT
Percent Solids: 94%

Extraction Method: EPA 3546
Extraction Date: 05/25/19 11:41
Cleanup Method: EPA 3665A
Cleanup Date: 05/25/19
Cleanup Method: EPA 3660B
Cleanup Date: 05/25/19

Parameter	Result	Qualifier	Units	RL	MDL	Dilution Factor	Column
Polychlorinated Biphenyls by GC - Westborough Lab							
Aroclor 1016	ND		ug/kg	87000	7730	2500	A
Aroclor 1221	ND		ug/kg	87000	8720	2500	A
Aroclor 1232	ND		ug/kg	87000	18400	2500	A
Aroclor 1242	ND		ug/kg	87000	11700	2500	A
Aroclor 1248	550000		ug/kg	87000	13000	2500	B
Aroclor 1254	ND		ug/kg	87000	9520	2500	A
Aroclor 1260	ND		ug/kg	87000	16100	2500	A
Aroclor 1262	ND		ug/kg	87000	11000	2500	A
Aroclor 1268	ND		ug/kg	87000	9020	2500	A
PCBs, Total	550000		ug/kg	87000	7730	2500	B

Surrogate	% Recovery	Qualifier	Acceptance Criteria	Column
2,4,5,6-Tetrachloro-m-xylene	**0**	Q	30-150	A
Decachlorobiphenyl	**0**	Q	30-150	A
2,4,5,6-Tetrachloro-m-xylene	**0**	Q	30-150	B
Decachlorobiphenyl	**0**	Q	30-150	B

Project Name: AMPHENOL SUB SLAB SOIL **Lab Number:** L1922243

Project Number: 1153.010.001 **Report Date:** 05/29/19

SAMPLE RESULTS

Lab ID: L1922243-04 D
Client ID: B5 WEST SIDEWALL
Sample Location: 1153.010.001

Date Collected: 05/24/19 11:00
Date Received: 05/24/19
Field Prep: Not Specified

Sample Depth:
Matrix: Soil
Analytical Method: 1,8082A
Analytical Date: 05/28/19 00:10
Analyst: HT
Percent Solids: 93%

Extraction Method: EPA 3546
Extraction Date: 05/25/19 11:41
Cleanup Method: EPA 3665A
Cleanup Date: 05/25/19
Cleanup Method: EPA 3660B
Cleanup Date: 05/25/19

Parameter	Result	Qualifier	Units	RL	MDL	Dilution Factor	Column
Polychlorinated Biphenyls by GC - Westborough Lab							
Aroclor 1016	ND		ug/kg	17200	1530	500	A
Aroclor 1221	ND		ug/kg	17200	1720	500	A
Aroclor 1232	ND		ug/kg	17200	3640	500	A
Aroclor 1242	ND		ug/kg	17200	2320	500	A
Aroclor 1248	94500		ug/kg	17200	2580	500	B
Aroclor 1254	ND		ug/kg	17200	1880	500	A
Aroclor 1260	ND		ug/kg	17200	3180	500	A
Aroclor 1262	ND		ug/kg	17200	2180	500	A
Aroclor 1268	ND		ug/kg	17200	1780	500	A
PCBs, Total	94500		ug/kg	17200	1530	500	B

Surrogate	% Recovery	Qualifier	Acceptance Criteria	Column
2,4,5,6-Tetrachloro-m-xylene	**0**	Q	30-150	A
Decachlorobiphenyl	**0**	Q	30-150	A
2,4,5,6-Tetrachloro-m-xylene	**0**	Q	30-150	B
Decachlorobiphenyl	**0**	Q	30-150	B

Project Name: AMPHENOL SUB SLAB SOIL **Lab Number:** L1922243

Project Number: 1153.010.001 **Report Date:** 05/29/19

SAMPLE RESULTS

Lab ID:	L1922243-05	D	Date Collected:	05/24/19 11:45
Client ID:	B5 BOTTOM		Date Received:	05/24/19
Sample Location:	1153.010.001		Field Prep:	Not Specified
Sample Depth:				
Matrix:	Soil		Extraction Method:	EPA 3546
Analytical Method:	1,8082A		Extraction Date:	05/25/19 11:41
Analytical Date:	05/28/19 02:05		Cleanup Method:	EPA 3665A
Analyst:	HT		Cleanup Date:	05/25/19
Percent Solids:	92%		Cleanup Method:	EPA 3660B
			Cleanup Date:	05/25/19

Parameter	Result	Qualifier	Units	RL	MDL	Dilution Factor	Column
Polychlorinated Biphenyls by GC - Westborough Lab							
Aroclor 1016	ND		ug/kg	85600	7600	2500	A
Aroclor 1221	ND		ug/kg	85600	8570	2500	A
Aroclor 1232	ND		ug/kg	85600	18100	2500	A
Aroclor 1242	ND		ug/kg	85600	11500	2500	A
Aroclor 1248	465000		ug/kg	85600	12800	2500	B
Aroclor 1254	ND		ug/kg	85600	9360	2500	A
Aroclor 1260	ND		ug/kg	85600	15800	2500	A
Aroclor 1262	ND		ug/kg	85600	10900	2500	A
Aroclor 1268	ND		ug/kg	85600	8860	2500	A
PCBs, Total	465000		ug/kg	85600	7600	2500	B

Surrogate	% Recovery	Qualifier	Acceptance Criteria	Column
2,4,5,6-Tetrachloro-m-xylene	**0**	Q	30-150	A
Decachlorobiphenyl	**0**	Q	30-150	A
2,4,5,6-Tetrachloro-m-xylene	**0**	Q	30-150	B
Decachlorobiphenyl	**0**	Q	30-150	B

Project Name: AMPHENOL SUB SLAB SOIL **Lab Number:** L1922243

Project Number: 1153.010.001 **Report Date:** 05/29/19

SAMPLE RESULTS

Lab ID: L1922243-06 D
Client ID: B5-SS6 SIDEWALLS
Sample Location: 1153.010.001

Date Collected: 05/24/19 12:20
Date Received: 05/24/19
Field Prep: Not Specified

Sample Depth:
Matrix: Soil
Analytical Method: 1,8082A
Analytical Date: 05/28/19 00:36
Analyst: HT
Percent Solids: 87%

Extraction Method: EPA 3546
Extraction Date: 05/25/19 11:41
Cleanup Method: EPA 3665A
Cleanup Date: 05/25/19
Cleanup Method: EPA 3660B
Cleanup Date: 05/25/19

Parameter	Result	Qualifier	Units	RL	MDL	Dilution Factor	Column
Polychlorinated Biphenyls by GC - Westborough Lab							
Aroclor 1016	ND		ug/kg	18400	1640	500	A
Aroclor 1221	ND		ug/kg	18400	1840	500	A
Aroclor 1232	ND		ug/kg	18400	3900	500	A
Aroclor 1242	ND		ug/kg	18400	2480	500	A
Aroclor 1248	262000		ug/kg	18400	2760	500	B
Aroclor 1254	ND		ug/kg	18400	2010	500	A
Aroclor 1260	ND		ug/kg	18400	3400	500	A
Aroclor 1262	ND		ug/kg	18400	2340	500	A
Aroclor 1268	ND		ug/kg	18400	1910	500	A
PCBs, Total	262000		ug/kg	18400	1640	500	B

Surrogate	% Recovery	Qualifier	Acceptance Criteria	Column
2,4,5,6-Tetrachloro-m-xylene	**0**	Q	30-150	A
Decachlorobiphenyl	**0**	Q	30-150	A
2,4,5,6-Tetrachloro-m-xylene	**0**	Q	30-150	B
Decachlorobiphenyl	**0**	Q	30-150	B

Project Name: AMPHENOL SUB SLAB SOIL **Lab Number:** L1922243

Project Number: 1153.010.001 **Report Date:** 05/29/19

SAMPLE RESULTS

Lab ID:	L1922243-07	Date Collected:	05/24/19 12:30
Client ID:	B5-SS6 BOTTOM	Date Received:	05/24/19
Sample Location:	1153.010.001	Field Prep:	Not Specified
Sample Depth:			
Matrix:	Soil	Extraction Method:	EPA 3546
Analytical Method:	1,8082A	Extraction Date:	05/25/19 11:41
Analytical Date:	05/27/19 23:18	Cleanup Method:	EPA 3665A
Analyst:	HT	Cleanup Date:	05/25/19
Percent Solids:	75%	Cleanup Method:	EPA 3660B
		Cleanup Date:	05/25/19

Parameter	Result	Qualifier	Units	RL	MDL	Dilution Factor	Column
Polychlorinated Biphenyls by GC - Westborough Lab							
Aroclor 1016	ND		ug/kg	43.5	3.86	1	A
Aroclor 1221	ND		ug/kg	43.5	4.36	1	A
Aroclor 1232	ND		ug/kg	43.5	9.23	1	A
Aroclor 1242	ND		ug/kg	43.5	5.87	1	A
Aroclor 1248	386		ug/kg	43.5	6.53	1	B
Aroclor 1254	ND		ug/kg	43.5	4.76	1	A
Aroclor 1260	ND		ug/kg	43.5	8.04	1	A
Aroclor 1262	ND		ug/kg	43.5	5.53	1	A
Aroclor 1268	ND		ug/kg	43.5	4.51	1	A
PCBs, Total	386		ug/kg	43.5	3.86	1	B

Surrogate	% Recovery	Qualifier	Acceptance Criteria	Column
2,4,5,6-Tetrachloro-m-xylene	54		30-150	A
Decachlorobiphenyl	49		30-150	A
2,4,5,6-Tetrachloro-m-xylene	61		30-150	B
Decachlorobiphenyl	59		30-150	B

Project Name: AMPHENOL SUB SLAB SOIL
Project Number: 1153.010.001
Lab Number: L1922243
Report Date: 05/29/19

SAMPLE RESULTS

Lab ID: L1922243-08 D
Client ID: B5-SS17 SIDEWALL
Sample Location: 1153.010.001

Date Collected: 05/24/19 11:15
Date Received: 05/24/19
Field Prep: Not Specified

Sample Depth:
Matrix: Soil
Analytical Method: 1,8082A
Analytical Date: 05/28/19 00:49
Analyst: HT
Percent Solids: 92%

Extraction Method: EPA 3546
Extraction Date: 05/25/19 11:41
Cleanup Method: EPA 3665A
Cleanup Date: 05/25/19
Cleanup Method: EPA 3660B
Cleanup Date: 05/25/19

Parameter	Result	Qualifier	Units	RL	MDL	Dilution Factor	Column
Polychlorinated Biphenyls by GC - Westborough Lab							
Aroclor 1016	ND		ug/kg	1780	158.	50	A
Aroclor 1221	ND		ug/kg	1780	178.	50	A
Aroclor 1232	ND		ug/kg	1780	378.	50	A
Aroclor 1242	ND		ug/kg	1780	240.	50	A
Aroclor 1248	23000		ug/kg	1780	267.	50	B
Aroclor 1254	ND		ug/kg	1780	195.	50	A
Aroclor 1260	ND		ug/kg	1780	329.	50	A
Aroclor 1262	ND		ug/kg	1780	226.	50	A
Aroclor 1268	ND		ug/kg	1780	185.	50	A
PCBs, Total	23000		ug/kg	1780	158.	50	B

Surrogate	% Recovery	Qualifier	Acceptance Criteria	Column
2,4,5,6-Tetrachloro-m-xylene	**0**	Q	30-150	A
Decachlorobiphenyl	**0**	Q	30-150	A
2,4,5,6-Tetrachloro-m-xylene	**0**	Q	30-150	B
Decachlorobiphenyl	**0**	Q	30-150	B

Project Name: AMPHENOL SUB SLAB SOIL
Project Number: 1153.010.001

Lab Number: L1922243
Report Date: 05/29/19

Method Blank Analysis
Batch Quality Control

Analytical Method: 1,8082A
Analytical Date: 05/27/19 22:39
Analyst: HT

Extraction Method: EPA 3546
Extraction Date: 05/25/19 11:41
Cleanup Method: EPA 3665A
Cleanup Date: 05/25/19
Cleanup Method: EPA 3660B
Cleanup Date: 05/25/19

Parameter	Result	Qualifier	Units	RL	MDL	Column
Polychlorinated Biphenyls by GC - Westborough Lab for sample(s): 01-08 Batch: WG1241263-1						
Aroclor 1016	ND		ug/kg	32.4	2.88	A
Aroclor 1221	ND		ug/kg	32.4	3.25	A
Aroclor 1232	ND		ug/kg	32.4	6.87	A
Aroclor 1242	ND		ug/kg	32.4	4.37	A
Aroclor 1248	ND		ug/kg	32.4	4.86	A
Aroclor 1254	ND		ug/kg	32.4	3.55	A
Aroclor 1260	ND		ug/kg	32.4	5.99	A
Aroclor 1262	ND		ug/kg	32.4	4.12	A
Aroclor 1268	ND		ug/kg	32.4	3.36	A
PCBs, Total	ND		ug/kg	32.4	2.88	A

Surrogate	%Recovery	Qualifier	Acceptance Criteria	Column
2,4,5,6-Tetrachloro-m-xylene	74		30-150	A
Decachlorobiphenyl	82		30-150	A
2,4,5,6-Tetrachloro-m-xylene	76		30-150	B
Decachlorobiphenyl	80		30-150	B

Lab Control Sample Analysis
Batch Quality Control

Project Name: AMPHENOL SUB SLAB SOIL
Project Number: 1153.010.001
Lab Number: L1922243
Report Date: 05/29/19

Parameter	LCS %Recovery	Qual	LCSD %Recovery	Qual	%Recovery Limits	RPD	Qual	RPD Limits	Column
Polychlorinated Biphenyls by GC - Westborough Lab Associated sample(s): 01-08 Batch: WG1241263-2 WG1241263-3									
Aroclor 1016	81		82		40-140	1		50	A
Aroclor 1260	76		79		40-140	4		50	A

Surrogate	LCS %Recovery	Qual	LCSD %Recovery	Qual	Acceptance Criteria	Column
2,4,5,6-Tetrachloro-m-xylene	71		72		30-150	A
Decachlorobiphenyl	74		77		30-150	A
2,4,5,6-Tetrachloro-m-xylene	74		75		30-150	B
Decachlorobiphenyl	77		81		30-150	B

INORGANICS
&
MISCELLANEOUS

Project Name: AMPHENOL SUB SLAB SOIL
Project Number: 1153.010.001

Lab Number: L1922243
Report Date: 05/29/19

SAMPLE RESULTS

Lab ID: L1922243-01
Client ID: B5 NORTH SIDEWALL
Sample Location: 1153.010.001

Date Collected: 05/24/19 11:25
Date Received: 05/24/19
Field Prep: Not Specified

Sample Depth:
Matrix: Soil

Parameter	Result	Qualifier	Units	RL	MDL	Dilution Factor	Date Prepared	Date Analyzed	Analytical Method	Analyst
General Chemistry - Westborough Lab										
Solids, Total	93.0		%	0.100	NA	1	-	05/25/19 08:21	121,2540G	RI

Project Name: AMPHENOL SUB SLAB SOIL
Project Number: 1153.010.001

Lab Number: L1922243
Report Date: 05/29/19

SAMPLE RESULTS

Lab ID: L1922243-02
Client ID: B5 SOUTH SIDEWALL
Sample Location: 1153.010.001

Date Collected: 05/24/19 10:45
Date Received: 05/24/19
Field Prep: Not Specified

Sample Depth:
Matrix: Soil

Parameter	Result	Qualifier	Units	RL	MDL	Dilution Factor	Date Prepared	Date Analyzed	Analytical Method	Analyst
General Chemistry - Westborough Lab										
Solids, Total	91.4		%	0.100	NA	1	-	05/25/19 08:21	121,2540G	RI

Project Name: AMPHENOL SUB SLAB SOIL
Project Number: 1153.010.001

Lab Number: L1922243
Report Date: 05/29/19

SAMPLE RESULTS

Lab ID: L1922243-03
Client ID: B5 EAST SIDEWALL
Sample Location: 1153.010.001

Date Collected: 05/24/19 11:35
Date Received: 05/24/19
Field Prep: Not Specified

Sample Depth:
Matrix: Soil

Parameter	Result	Qualifier	Units	RL	MDL	Dilution Factor	Date Prepared	Date Analyzed	Analytical Method	Analyst
General Chemistry - Westborough Lab										
Solids, Total	93.8		%	0.100	NA	1	-	05/25/19 08:21	121,2540G	RI

Project Name: AMPHENOL SUB SLAB SOIL
Project Number: 1153.010.001

Lab Number: L1922243
Report Date: 05/29/19

SAMPLE RESULTS

Lab ID: L1922243-04
Client ID: B5 WEST SIDEWALL
Sample Location: 1153.010.001

Date Collected: 05/24/19 11:00
Date Received: 05/24/19
Field Prep: Not Specified

Sample Depth:
Matrix: Soil

Parameter	Result	Qualifier	Units	RL	MDL	Dilution Factor	Date Prepared	Date Analyzed	Analytical Method	Analyst
General Chemistry - Westborough Lab										
Solids, Total	93.2		%	0.100	NA	1	-	05/25/19 08:21	121,2540G	RI

Project Name: AMPHENOL SUB SLAB SOIL
Project Number: 1153.010.001

Lab Number: L1922243
Report Date: 05/29/19

SAMPLE RESULTS

Lab ID: L1922243-05
Client ID: B5 BOTTOM
Sample Location: 1153.010.001

Date Collected: 05/24/19 11:45
Date Received: 05/24/19
Field Prep: Not Specified

Sample Depth:
Matrix: Soil

Parameter	Result	Qualifier	Units	RL	MDL	Dilution Factor	Date Prepared	Date Analyzed	Analytical Method	Analyst
General Chemistry - Westborough Lab										
Solids, Total	92.4		%	0.100	NA	1	-	05/25/19 08:21	121,2540G	RI

Project Name: AMPHENOL SUB SLAB SOIL
Project Number: 1153.010.001

Lab Number: L1922243
Report Date: 05/29/19

SAMPLE RESULTS

Lab ID: L1922243-06
Client ID: B5-SS6 SIDEWALLS
Sample Location: 1153.010.001

Date Collected: 05/24/19 12:20
Date Received: 05/24/19
Field Prep: Not Specified

Sample Depth:
Matrix: Soil

Parameter	Result	Qualifier	Units	RL	MDL	Dilution Factor	Date Prepared	Date Analyzed	Analytical Method	Analyst
General Chemistry - Westborough Lab										
Solids, Total	87.3		%	0.100	NA	1	-	05/25/19 08:21	121,2540G	RI

Project Name: AMPHENOL SUB SLAB SOIL
Project Number: 1153.010.001

Lab Number: L1922243
Report Date: 05/29/19

SAMPLE RESULTS

Lab ID: L1922243-07
Client ID: B5-SS6 BOTTOM
Sample Location: 1153.010.001

Date Collected: 05/24/19 12:30
Date Received: 05/24/19
Field Prep: Not Specified

Sample Depth:
Matrix: Soil

Parameter	Result	Qualifier	Units	RL	MDL	Dilution Factor	Date Prepared	Date Analyzed	Analytical Method	Analyst
General Chemistry - Westborough Lab										
Solids, Total	74.7		%	0.100	NA	1	-	05/25/19 08:21	121,2540G	RI

Project Name: AMPHENOL SUB SLAB SOIL
Project Number: 1153.010.001

Lab Number: L1922243
Report Date: 05/29/19

SAMPLE RESULTS

Lab ID: L1922243-08
Client ID: B5-SS17 SIDEWALL
Sample Location: 1153.010.001

Date Collected: 05/24/19 11:15
Date Received: 05/24/19
Field Prep: Not Specified

Sample Depth:
Matrix: Soil

Parameter	Result	Qualifier	Units	RL	MDL	Dilution Factor	Date Prepared	Date Analyzed	Analytical Method	Analyst
General Chemistry - Westborough Lab										
Solids, Total	92.1		%	0.100	NA	1	-	05/25/19 08:21	121,2540G	RI

Lab Duplicate Analysis

Batch Quality Control

Project Name: AMPHENOL SUB SLAB SOIL

Project Number: 1153.010.001

Lab Number: L1922243

Report Date: 05/29/19

Parameter	Native Sample	Duplicate Sample	Units	RPD	Qual	RPD Limits
General Chemistry - Westborough Lab Associated sample(s): 01-08 QC Batch ID: WG1241207-1 QC Sample: L1921760-01 Client ID: DUP Sample						
Solids, Total	85.6	86.0	%	0		20

Project Name: AMPHENOL SUB SLAB SOIL
Project Number: 1153.010.001

Lab Number: L1922243
Report Date: 05/29/19

Sample Receipt and Container Information

Were project specific reporting limits specified? YES

Cooler Information

Cooler	Custody Seal
A	Absent

Container Information

Container ID	Container Type	Cooler	Initial pH	Final pH	Temp deg C	Pres	Seal	Frozen Date/Time	Analysis(*)
L1922243-01A	Glass 60mL/2oz unpreserved	A	NA		3.2	Y	Absent		TS(7),NYTCL-8082(14)
L1922243-02A	Glass 60mL/2oz unpreserved	A	NA		3.2	Y	Absent		TS(7),NYTCL-8082(14)
L1922243-03A	Glass 60mL/2oz unpreserved	A	NA		3.2	Y	Absent		TS(7),NYTCL-8082(14)
L1922243-04A	Glass 60mL/2oz unpreserved	A	NA		3.2	Y	Absent		TS(7),NYTCL-8082(14)
L1922243-05A	Glass 60mL/2oz unpreserved	A	NA		3.2	Y	Absent		TS(7),NYTCL-8082(14)
L1922243-06A	Glass 60mL/2oz unpreserved	A	NA		3.2	Y	Absent		TS(7),NYTCL-8082(14)
L1922243-07A	Glass 60mL/2oz unpreserved	A	NA		3.2	Y	Absent		TS(7),NYTCL-8082(14)
L1922243-08A	Glass 60mL/2oz unpreserved	A	NA		3.2	Y	Absent		TS(7),NYTCL-8082(14)

*Values in parentheses indicate holding time in days

Project Name:	AMPHENOL SUB SLAB SOIL	**Lab Number:**	L1922243
Project Number:	1153.010.001	**Report Date:**	05/29/19

GLOSSARY

Acronyms

DL	- Detection Limit: This value represents the level to which target analyte concentrations are reported as estimated values, when those target analyte concentrations are quantified below the limit of quantitation (LOQ). The DL includes any adjustments from dilutions, concentrations or moisture content, where applicable. (DoD report formats only.)
EDL	- Estimated Detection Limit: This value represents the level to which target analyte concentrations are reported as estimated values, when those target analyte concentrations are quantified below the reporting limit (RL). The EDL includes any adjustments from dilutions, concentrations or moisture content, where applicable. The use of EDLs is specific to the analysis of PAHs using Solid-Phase Microextraction (SPME).
EMPC	- Estimated Maximum Possible Concentration: The concentration that results from the signal present at the retention time of an analyte when the ions meet all of the identification criteria except the ion abundance ratio criteria. An EMPC is a worst-case estimate of the concentration.
EPA	- Environmental Protection Agency.
LCS	- Laboratory Control Sample: A sample matrix, free from the analytes of interest, spiked with verified known amounts of analytes or a material containing known and verified amounts of analytes.
LCSD	- Laboratory Control Sample Duplicate: Refer to LCS.
LFB	- Laboratory Fortified Blank: A sample matrix, free from the analytes of interest, spiked with verified known amounts of analytes or a material containing known and verified amounts of analytes.
LOD	- Limit of Detection: This value represents the level to which a target analyte can reliably be detected for a specific analyte in a specific matrix by a specific method. The LOD includes any adjustments from dilutions, concentrations or moisture content, where applicable. (DoD report formats only.)
LOQ	- Limit of Quantitation: The value at which an instrument can accurately measure an analyte at a specific concentration. The LOQ includes any adjustments from dilutions, concentrations or moisture content, where applicable. (DoD report formats only.) Limit of Quantitation: The value at which an instrument can accurately measure an analyte at a specific concentration. The LOQ includes any adjustments from dilutions, concentrations or moisture content, where applicable. (DoD report formats only.)
MDL	- Method Detection Limit: This value represents the level to which target analyte concentrations are reported as estimated values, when those target analyte concentrations are quantified below the reporting limit (RL). The MDL includes any adjustments from dilutions, concentrations or moisture content, where applicable.
MS	- Matrix Spike Sample: A sample prepared by adding a known mass of target analyte to a specified amount of matrix sample for which an independent estimate of target analyte concentration is available. For Method 332.0, the spike recovery is calculated using the native concentration, including estimated values.
MSD	- Matrix Spike Sample Duplicate: Refer to MS.
NA	- Not Applicable.
NC	- Not Calculated: Term is utilized when one or more of the results utilized in the calculation are non-detect at the parameter's reporting unit.
NDPA/DPA	- N-Nitrosodiphenylamine/Diphenylamine.
NI	- Not Ignitable.
NP	- Non-Plastic: Term is utilized for the analysis of Atterberg Limits in soil.
RL	- Reporting Limit: The value at which an instrument can accurately measure an analyte at a specific concentration. The RL includes any adjustments from dilutions, concentrations or moisture content, where applicable.
RPD	- Relative Percent Difference: The results from matrix and/or matrix spike duplicates are primarily designed to assess the precision of analytical results in a given matrix and are expressed as relative percent difference (RPD). Values which are less than five times the reporting limit for any individual parameter are evaluated by utilizing the absolute difference between the values; although the RPD value will be provided in the report.
SRM	- Standard Reference Material: A reference sample of a known or certified value that is of the same or similar matrix as the associated field samples.
STLP	- Semi-dynamic Tank Leaching Procedure per EPA Method 1315.
TEF	- Toxic Equivalency Factors: The values assigned to each dioxin and furan to evaluate their toxicity relative to 2,3,7,8-TCDD.
TEQ	- Toxic Equivalent: The measure of a sample's toxicity derived by multiplying each dioxin and furan by its corresponding TEF and then summing the resulting values.
TIC	- Tentatively Identified Compound: A compound that has been identified to be present and is not part of the target compound list (TCL) for the method and/or program. All TICs are qualitatively identified and reported as estimated concentrations.

Footnotes

Report Format: DU Report with 'J' Qualifiers

Project Name:	AMPHENOL SUB SLAB SOIL	**Lab Number:**	L1922243
Project Number:	1153.010.001	**Report Date:**	05/29/19

1 - The reference for this analyte should be considered modified since this analyte is absent from the target analyte list of the original method.

Terms

Analytical Method: Both the document from which the method originates and the analytical reference method. (Example: EPA 8260B is shown as 1,8260B.) The codes for the reference method documents are provided in the References section of the Addendum.

Final pH: As it pertains to Sample Receipt & Container Information section of the report, Final pH reflects pH of container determined after adjustment at the laboratory, if applicable. If no adjustment required, value reflects Initial pH.

Frozen Date/Time: With respect to Volatile Organics in soil, Frozen Date/Time reflects the date/time at which associated Reagent Water-preserved vials were initially frozen. Note: If frozen date/time is beyond 48 hours from sample collection, value will be reflected in 'bold'.

Initial pH: As it pertains to Sample Receipt & Container Information section of the report, Initial pH reflects pH of container determined upon receipt, if applicable.

PFAS Total: With respect to PFAS analyses, the 'PFAS, Total (5)' result is defined as the summation of results for: PFHpA, PFHxS, PFOA, PFNA and PFOS. If a 'Total' result is requested, the results of its individual components will also be reported.

Total: With respect to Organic analyses, a 'Total' result is defined as the summation of results for individual isomers or Aroclors. If a 'Total' result is requested, the results of its individual components will also be reported. This is applicable to 'Total' results for methods 8260, 8081 and 8082.

Data Qualifiers

A - Spectra identified as "Aldol Condensation Product".

B - The analyte was detected above the reporting limit in the associated method blank. Flag only applies to associated field samples that have detectable concentrations of the analyte at less than ten times (10x) the concentration found in the blank. For MCP-related projects, flag only applies to associated field samples that have detectable concentrations of the analyte at less than ten times (10x) the concentration found in the blank. For DOD-related projects, flag only applies to associated field samples that have detectable concentrations of the analyte at less than ten times (10x) the concentration found in the blank AND the analyte was detected above one-half the reporting limit (or above the reporting limit for common lab contaminants) in the associated method blank. For NJ-Air-related projects, flag only applies to associated field samples that have detectable concentrations of the analyte above the reporting limit. For NJ-related projects (excluding Air), flag only applies to associated field samples that have detectable concentrations of the analyte, which was detected above the reporting limit in the associated method blank or above five times the reporting limit for common lab contaminants (Phthalates, Acetone, Methylene Chloride, 2-Butanone).

C - Co-elution: The target analyte co-elutes with a known lab standard (i.e. surrogate, internal standards, etc.) for co-extracted analyses.

D - Concentration of analyte was quantified from diluted analysis. Flag only applies to field samples that have detectable concentrations of the analyte.

E - Concentration of analyte exceeds the range of the calibration curve and/or linear range of the instrument.

G - The concentration may be biased high due to matrix interferences (i.e, co-elution) with non-target compound(s). The result should be considered estimated.

H - The analysis of pH was performed beyond the regulatory-required holding time of 15 minutes from the time of sample collection.

I - The lower value for the two columns has been reported due to obvious interference.

J - Estimated value. The Target analyte concentration is below the quantitation limit (RL), but above the Method Detection Limit (MDL) or Estimated Detection Limit (EDL) for SPME-related analyses. This represents an estimated concentration for Tentatively Identified Compounds (TICs).

M - Reporting Limit (RL) exceeds the MCP CAM Reporting Limit for this analyte.

ND - Not detected at the method detection limit (MDL) for the sample, or estimated detection limit (EDL) for SPME-related analyses.

NJ - Presumptive evidence of compound. This represents an estimated concentration for Tentatively Identified Compounds (TICs), where the identification is based on a mass spectral library search.

P - The RPD between the results for the two columns exceeds the method-specified criteria.

Q - The quality control sample exceeds the associated acceptance criteria. For DOD-related projects, LCS and/or Continuing Calibration Standard exceedences are also qualified on all associated sample results. Note: This flag is not applicable for matrix spike recoveries when the sample concentration is greater than 4x the spike added or for batch duplicate RPD when the sample concentrations are less than 5x the RL. (Metals only.)

R - Analytical results are from sample re-analysis.

RE - Analytical results are from sample re-extraction.

S - Analytical results are from modified screening analysis.

Report Format: DU Report with 'J' Qualifiers

Project Name:	AMPHENOL SUB SLAB SOIL	**Lab Number:**	L1922243
Project Number:	1153.010.001	**Report Date:**	05/29/19

REFERENCES

1 Test Methods for Evaluating Solid Waste: Physical/Chemical Methods. EPA SW-846. Third Edition. Updates I - IV, 2007.

121 Standard Methods for the Examination of Water and Wastewater. APHA-AWWA-WEF. Standard Methods Online.

LIMITATION OF LIABILITIES

Alpha Analytical performs services with reasonable care and diligence normal to the analytical testing laboratory industry. In the event of an error, the sole and exclusive responsibility of Alpha Analytical shall be to re-perform the work at it's own expense. In no event shall Alpha Analytical be held liable for any incidental, consequential or special damages, including but not limited to, damages in any way connected with the use of, interpretation of, information or analysis provided by Alpha Analytical.

We strongly urge our clients to comply with EPA protocol regarding sample volume, preservation, cooling, containers, sampling procedures, holding time and splitting of samples in the field.

Certification Information

The following analytes are not included in our Primary NELAP Scope of Accreditation:

Westborough Facility
EPA 624/624.1: m/p-xylene, o-xylene
EPA 8260C: NPW: 1,2,4,5-Tetramethylbenzene; 4-Ethyltoluene, Azobenzene; SCM: Iodomethane (methyl iodide), Methyl methacrylate, 1,2,4,5-Tetramethylbenzene; 4-Ethyltoluene.
EPA 8270D: NPW: Dimethylnaphthalene,1,4-Diphenylhydrazine; SCM: Dimethylnaphthalene,1,4-Diphenylhydrazine.

EPA 6860: SCM: Perchlorate

SM4500: NPW: Amenable Cyanide; SCM: Total Phosphorus, TKN, NO2, NO3.

Mansfield Facility
SM 2540D: TSS
EPA 8082A: NPW: PCB: 1, 5, 31, 87,101, 110, 141, 151, 153, 180, 183, 187.
EPA TO-15: Halothane, 2,4,4-Trimethyl-2-pentene, 2,4,4-Trimethyl-1-pentene, Thiophene, 2-Methylthiophene, 3-Methylthiophene, 2-Ethylthiophene, 1,2,3-Trimethylbenzene, Indan, Indene, 1,2,4,5-Tetramethylbenzene, Benzothiophene, 1-Methylnaphthalene.
Biological Tissue Matrix: EPA 3050B

The following analytes are included in our Massachusetts DEP Scope of Accreditation

Westborough Facility:

Drinking Water
EPA 300.0: Chloride, Nitrate-N, Fluoride, Sulfate; **EPA 353.2**: Nitrate-N, Nitrite-N; **SM4500NO3-F**: Nitrate-N, Nitrite-N; **SM4500F-C, SM4500CN-CE, EPA 180.1, SM2130B, SM4500Cl-D, SM2320B, SM2540C, SM4500H-B**
EPA 332: Perchlorate; **EPA 524.2:** THMs and VOCs; **EPA 504.1:** EDB, DBCP.
Microbiology: **SM9215B; SM9223-P/A, SM9223B-Colilert-QT,SM9222D**.

Non-Potable Water
SM4500H,B, EPA 120.1, SM2510B, SM2540C, SM2320B, SM4500CL-E, SM4500F-BC, SM4500NH3-BH: Ammonia-N and Kjeldahl-N, **EPA 350.1**: Ammonia-N, **LACHAT 10-107-06-1-B**: Ammonia-N, **EPA 351.1, SM4500NO3-F, EPA 353.2**: Nitrate-N**, SM4500P-E, SM4500P-B, E, SM4500SO4-E, SM5220D, EPA 410.4, SM5210B, SM5310C, SM4500CL-D, EPA 1664, EPA 420.1, SM4500-CN-CE, SM2540D, EPA 300: Chloride, Sulfate, Nitrate.**
EPA 624.1: Volatile Halocarbons & Aromatics,
EPA 608.3: Chlordane, Toxaphene, Aldrin, alpha-BHC, beta-BHC, gamma-BHC, delta-BHC, Dieldrin, DDD, DDE, DDT, Endosulfan I, Endosulfan II, Endosulfan sulfate, Endrin, Endrin Aldehyde, Heptachlor, Heptachlor Epoxide, PCBs
EPA 625.1: SVOC (Acid/Base/Neutral Extractables), **EPA 600/4-81-045**: PCB-Oil.
Microbiology: **SM9223B-Colilert-QT; Enterolert-QT, SM9221E, EPA 1600, EPA 1603.**

Mansfield Facility:

Drinking Water
EPA 200.7: Al, Ba, Cd, Cr, Cu, Fe, Mn, Ni, Na, Ag, Ca, Zn. **EPA 200.8:** Al, Sb, As, Ba, Be, Cd, Cr, Cu, Pb, Mn, Ni, Se, Ag, TL, Zn. **EPA 245.1** Hg.
EPA 522.

Non-Potable Water
EPA 200.7: Al, Sb, As, Be, Cd, Ca, Cr, Co, Cu, Fe, Pb, Mg, Mn, Mo, Ni, K, Se, Ag, Na, Sr, TL, Ti, V, Zn.
EPA 200.8: Al, Sb, As, Be, Cd, Cr, Cu, Fe, Pb, Mn, Ni, K, Se, Ag, Na, TL, Zn.
EPA 245.1 Hg.
SM2340B

For a complete listing of analytes and methods, please contact your Alpha Project Manager.

ALPHA

NEW YORK CHAIN OF CUSTODY

Westborough, MA 01581
8 Walkup Dr.
TEL: 508-898-9220
FAX: 508-898-9193

Mansfield, MA 02048
320 Forbes Blvd
TEL: 508-822-9300
FAX: 508-822-3288

Service Centers
Mahwah, NJ 07430: 35 Whitney Rd, Suite 5
Albany, NY 12205: 14 Walker Way
Tonawanda, NY 14150: 275 Cooper Ave, Suite 105

Page / of /

Date Rec'd in Lab 5/25/19

ALPHA Job # L1922243

Client Information
Client: Barton & Loguidice
Address: 443 Electronics Parkway
Liverpool, NY 13088
Phone: 315-457-5200
Fax: MStrodel, BDingman
Email: @bartonandloguidice.com

Project Information
Project Name: Amphenol Sub Slab Soil
Project Location: 1153.010.001
Project # 1153.010.001
(Use Project name as Project #) ☐
Project Manager: Bryce Dingman
ALPHAQuote #:

Turn-Around Time
Standard ☐ Due Date: 05/29/19
Rush (only if pre approved) ☒ # of Days: 2

Deliverables
☒ ASP-A ☐ ASP-B
☐ EQuIS (1 File) ☐ EQuIS (4 File)
☐ Other

Regulatory Requirement
☐ NY TOGS ☐ NY Part 375
☐ AWQ Standards ☐ NY CP-51
☐ NY Restricted Use ☐ Other
☐ NY Unrestricted Use
☐ NYC Sewer Discharge

Billing Information
☑ Same as Client Info
PO # 1153.010.001

Disposal Site Information
Please identify below location of applicable disposal facilities.
Disposal Facility:
☐ NJ ☐ NY
☐ Other:

These samples have been previously analyzed by Alpha ☐

Other project specific requirements/comments:

Please specify Metals or TAL.

Sample Filtration
☐ Done
☐ Lab to do
Preservation
☐ Lab to do
(Please Specify below)

ALPHA Lab ID (Lab Use Only)	Sample ID	Collection Date	Collection Time	Sample Matrix	Sampler's Initials	ANALYSIS: PCBs	Sample Specific Comments	Total Bottle
22243 01	B5 North Sidewall	05/24/19	11:25	Soil	MPS	X	Comp 3-4, 0-12"	
02	B5 South Sidewall	↓	10:45	↓	↓	X	Comp 3-4, 0-12"	
03	B5 East Sidewall	↓	11:35	↓	↓	X	Comp 3-4, 0-12"	
04	B5 West Sidewall	↓	11:00	↓	↓	X	Comp 3-4, 0-12"	
05	B5 Bottom	↓	11:45	↓	↓	X	Comp 3-5 incl -SS17	
06	B5-SS6 Sidewalls	↓	12:20	↓	↓	X	Comp 4 sidewall mid pt	
07	B5-SS6 Bottom	↓	12:30	↓	↓	X	Comp 3-5	
08	B5-SS17 Sidewall	↓	11:15	↓	↓	X	Comp S E W @ 0-12"	

Container Type: A
Preservative: A

Preservative Code:
A = None
B = HCl
C = HNO_3
D = H_2SO_4
E = NaOH
F = MeOH
G = $NaHSO_4$
H = $Na_2S_2O_3$
K/E = Zn Ac/NaOH
O = Other

Container Code
P = Plastic
A = Amber Glass
V = Vial
G = Glass
B = Bacteria Cup
C = Cube
O = Other
E = Encore
D = BOD Bottle

Westboro: Certification No: MA935
Mansfield: Certification No: MA015

Relinquished By:	Date/Time	Received By:	Date/Time
[signature]	05/24/19 15:40	[signature]	5/24/19 1630
[signature]	5/24/19 1680	[signature] APL	5/25/19 0100

Please print clearly, legibly and completely. Samples can not be logged in and turnaround time clock will not start until any ambiguities are resolved. BY EXECUTING THIS COC, THE CLIENT HAS READ AND AGREES TO BE BOUND BY ALPHA'S TERMS & CONDITIONS. (See reverse side.)

Form No: 01-25 HC (rev. 30-Sept-2013)

ANALYTICAL REPORT

Lab Number:	L1923970
Client:	Barton & Loguidice, P.C 443 Electronics Parkway Liverpool, NY 13088
ATTN:	Bryce Dingman
Phone:	(518) 218-1801
Project Name:	AMPHENOL SUB SLAB SOILS
Project Number:	1153.010.001
Report Date:	06/07/19

The original project report/data package is held by Alpha Analytical. This report/data package is paginated and should be reproduced only in its entirety. Alpha Analytical holds no responsibility for results and/or data that are not consistent with the original.

Certifications & Approvals: MA (M-MA086), NH NELAP (2064), CT (PH-0574), IL (200077), ME (MA00086), MD (348), NJ (MA935), NY (11148), NC (25700/666), PA (68-03671), RI (LAO00065), TX (T104704476), VT (VT-0935), VA (460195), USDA (Permit #P330-17-00196).

Eight Walkup Drive, Westborough, MA 01581-1019
508-898-9220 (Fax) 508-898-9193 800-624-9220 - www.alphalab.com

Project Name: AMPHENOL SUB SLAB SOILS
Project Number: 1153.010.001

Lab Number: L1923970
Report Date: 06/07/19

Alpha Sample ID	Client ID	Matrix	Sample Location	Collection Date/Time	Receive Date
L1923970-01	B1 24-26 060519	SOIL	SIDNEY, NY	06/05/19 10:42	06/05/19
L1923970-02	B2 24-26 060519	SOIL	SIDNEY, NY	06/05/19 11:00	06/05/19
L1923970-03	B3 24-26 060519	SOIL	SIDNEY, NY	06/05/19 11:10	06/05/19
L1923970-04	B4 24-26 060519	SOIL	SIDNEY, NY	06/05/19 11:20	06/05/19
L1923970-05	B5 24-26 060519	SOIL	SIDNEY, NY	06/05/19 11:29	06/05/19
L1923970-06	B6 24-26 060519	SOIL	SIDNEY, NY	06/05/19 11:39	06/05/19
L1923970-07	B7 24-26 060519	SOIL	SIDNEY, NY	06/05/19 11:54	06/05/19
L1923970-08	B8 24-26 060519	SOIL	SIDNEY, NY	06/05/19 12:10	06/05/19
L1923970-09	B9 24-26 060519	SOIL	SIDNEY, NY	06/05/19 12:22	06/05/19
L1923970-10	B10 24-26 060519	SOIL	SIDNEY, NY	06/05/19 12:45	06/05/19
L1923970-11	B11 12-14 060519	SOIL	SIDNEY, NY	06/05/19 12:59	06/05/19
L1923970-12	B12 12-14 060519	SOIL	SIDNEY, NY	06/05/19 13:15	06/05/19
L1923970-13	B13 12-14 060519	SOIL	SIDNEY, NY	06/05/19 13:23	06/05/19
L1923970-14	B14 12-14 060519	SOIL	SIDNEY, NY	06/05/19 13:40	06/05/19
L1923970-15	B15 12-14 060519	SOIL	SIDNEY, NY	06/05/19 14:05	06/05/19
L1923970-16	B16 12-14 060519	SOIL	SIDNEY, NY	06/05/19 14:29	06/05/19
L1923970-17	DUPE 1	SOIL	SIDNEY, NY	06/05/19 00:00	06/05/19
L1923970-18	W1 060519	SOIL	SIDNEY, NY	06/05/19 14:45	06/05/19
L1923970-19	W2 060519	SOIL	SIDNEY, NY	06/05/19 14:46	06/05/19
L1923970-20	W3 060519	SOIL	SIDNEY, NY	06/05/19 14:47	06/05/19
L1923970-21	W4 060519	SOIL	SIDNEY, NY	06/05/19 14:54	06/05/19
L1923970-22	W5 060519	SOIL	SIDNEY, NY	06/05/19 14:55	06/05/19
L1923970-23	W6 060519	SOIL	SIDNEY, NY	06/05/19 14:58	06/05/19
L1923970-24	W7 060519	SOIL	SIDNEY, NY	06/05/19 14:59	06/05/19

Alpha Sample ID	Client ID	Matrix	Sample Location	Collection Date/Time	Receive Date
L1923970-25	W8 060519	SOIL	SIDNEY, NY	06/05/19 15:03	06/05/19
L1923970-26	W9 060519	SOIL	SIDNEY, NY	06/05/19 15:05	06/05/19
L1923970-27	W10 060519	SOIL	SIDNEY, NY	06/05/19 15:08	06/05/19
L1923970-28	W11 060519	SOIL	SIDNEY, NY	06/05/19 15:21	06/05/19
L1923970-29	W12 060519	SOIL	SIDNEY, NY	06/05/19 15:15	06/05/19
L1923970-30	W13 060519	SOIL	SIDNEY, NY	06/05/19 15:30	06/05/19
L1923970-31	W14 060519	SOIL	SIDNEY, NY	06/05/19 13:38	06/05/19
L1923970-32	W15 060519	SOIL	SIDNEY, NY	06/05/19 15:40	06/05/19
L1923970-33	W16 060519	SOIL	SIDNEY, NY	06/05/19 15:42	06/05/19
L1923970-34	W17 060519	SOIL	SIDNEY, NY	06/05/19 15:50	06/05/19
L1923970-35	W18 060519	SOIL	SIDNEY, NY	06/05/19 15:52	06/05/19
L1923970-36	W19 060519	SOIL	SIDNEY, NY	06/05/19 15:54	06/05/19
L1923970-37	DUPE 2	SOIL	SIDNEY, NY	06/05/19 00:00	06/05/19

Project Name:	AMPHENOL SUB SLAB SOILS	**Lab Number:**	L1923970
Project Number:	1153.010.001	**Report Date:**	06/07/19

Case Narrative

The samples were received in accordance with the Chain of Custody and no significant deviations were encountered during the preparation or analysis unless otherwise noted. Sample Receipt, Container Information, and the Chain of Custody are located at the back of the report.

Results contained within this report relate only to the samples submitted under this Alpha Lab Number and meet NELAP requirements for all NELAP accredited parameters unless otherwise noted in the following narrative. The data presented in this report is organized by parameter (i.e. VOC, SVOC, etc.). Sample specific Quality Control data (i.e. Surrogate Spike Recovery) is reported at the end of the target analyte list for each individual sample, followed by the Laboratory Batch Quality Control at the end of each parameter. Tentatively Identified Compounds (TICs), if requested, are reported for compounds identified to be present and are not part of the method/program Target Compound List, even if only a subset of the TCL are being reported. If a sample was re-analyzed or re-extracted due to a required quality control corrective action and if both sets of data are reported, the Laboratory ID of the re-analysis or re-extraction is designated with an "R" or "RE", respectively.

When multiple Batch Quality Control elements are reported (e.g. more than one LCS), the associated samples for each element are noted in the grey shaded header line of each data table. Any Laboratory Batch, Sample Specific % recovery or RPD value that is outside the listed Acceptance Criteria is bolded in the report. In reference to questions H (CAM) or 4 (RCP) when "NO" is checked, the performance criteria for CAM and RCP methods allow for some quality control failures to occur and still be within method compliance. In these instances, the specific failure is not narrated but noted in the associated QC Outlier Summary Report, located directly after the Case Narrative. QC information is also incorporated in the Data Usability Assessment table (Format 11) of our Data Merger tool, where it can be reviewed in conjunction with the sample result, associated regulatory criteria and any associated data usability implications.

Soil/sediments, solids and tissues are reported on a dry weight basis unless otherwise noted. Definitions of all data qualifiers and acronyms used in this report are provided in the Glossary located at the back of the report.

HOLD POLICY - For samples submitted on hold, Alpha's policy is to hold samples (with the exception of Air canisters) free of charge for 21 calendar days from the date the project is completed. After 21 calendar days, we will dispose of all samples submitted including those put on hold unless you have contacted your Alpha Project Manager and made arrangements for Alpha to continue to hold the samples. Air canisters will be disposed after 3 business days from the date the project is completed.

Please contact Project Management at 800-624-9220 with any questions.

Project Name:	AMPHENOL SUB SLAB SOILS	**Lab Number:**	L1923970
Project Number:	1153.010.001	**Report Date:**	06/07/19

Case Narrative (continued)

Report Submission

June 07, 2019: This final report includes the results of all requested analyses.

June 07, 2019: This is a preliminary report.

All non-detect (ND) or estimated concentrations (J-qualified) have been quantitated to the limit noted in the MDL column.

PCBs

L1923970-01, -02, -03, -04, -05, -06, -07, -09, -10, -12, -16, -17, -26, -27, -33, and -35: The surrogate recoveries are below the acceptance criteria for 2,4,5,6-tetrachloro-m-xylene (0%) and decachlorobiphenyl (0%) due to the dilution required to quantitate the sample. Re-extraction was not required; therefore, the results of the original analysis are reported.

L1923970-24 contains peaks which match the retention times for Aroclor 1242, but do not match the area ratios typical for this aroclor. The result for Aroclor 1242 is reported as "altered".

WG1245111: An MS/MSD was not analyzed because the dilution required by the elevated concentrations of non-target compounds present in the native sample would have caused the spike compounds to be diluted below the range of calibration.

I, the undersigned, attest under the pains and penalties of perjury that, to the best of my knowledge and belief and based upon my personal inquiry of those responsible for providing the information contained in this analytical report, such information is accurate and complete. This certificate of analysis is not complete unless this page accompanies any and all pages of this report.

Authorized Signature: Melissa Cripps

Title: Technical Director/Representative

Date: 06/07/19

ORGANICS

PCBS

Project Name: AMPHENOL SUB SLAB SOILS **Lab Number:** L1923970

Project Number: 1153.010.001 **Report Date:** 06/07/19

SAMPLE RESULTS

Lab ID: L1923970-01 D
Client ID: B1 24-26 060519
Sample Location: SIDNEY, NY

Sample Depth:
Matrix: Soil
Analytical Method: 1,8082A
Analytical Date: 06/06/19 11:50
Analyst: WR
Percent Solids: 95%

Date Collected: 06/05/19 10:42
Date Received: 06/05/19
Field Prep: Not Specified

Extraction Method: EPA 3546
Extraction Date: 06/06/19 03:31
Cleanup Method: EPA 3665A
Cleanup Date: 06/06/19
Cleanup Method: EPA 3660B
Cleanup Date: 06/06/19

Parameter	Result	Qualifier	Units	RL	MDL	Dilution Factor	Column
Polychlorinated Biphenyls by GC - Westborough Lab							
Aroclor 1016	ND		ug/kg	344	30.6	10	A
Aroclor 1221	ND		ug/kg	344	34.5	10	A
Aroclor 1232	ND		ug/kg	344	73.0	10	A
Aroclor 1242	1000		ug/kg	344	46.4	10	A
Aroclor 1248	ND		ug/kg	344	51.6	10	A
Aroclor 1254	ND		ug/kg	344	37.7	10	A
Aroclor 1260	ND		ug/kg	344	63.6	10	A
Aroclor 1262	ND		ug/kg	344	43.7	10	A
Aroclor 1268	ND		ug/kg	344	35.7	10	A
PCBs, Total	1000		ug/kg	344	30.6	10	A

Surrogate	% Recovery	Qualifier	Acceptance Criteria	Column
2,4,5,6-Tetrachloro-m-xylene	**0**	Q	30-150	A
Decachlorobiphenyl	**0**	Q	30-150	A
2,4,5,6-Tetrachloro-m-xylene	**0**	Q	30-150	B
Decachlorobiphenyl	**0**	Q	30-150	B

Project Name: AMPHENOL SUB SLAB SOILS **Lab Number:** L1923970

Project Number: 1153.010.001 **Report Date:** 06/07/19

SAMPLE RESULTS

Lab ID: L1923970-02 D
Client ID: B2 24-26 060519
Sample Location: SIDNEY, NY

Date Collected: 06/05/19 11:00
Date Received: 06/05/19
Field Prep: Not Specified

Sample Depth:
Matrix: Soil
Analytical Method: 1,8082A
Analytical Date: 06/06/19 14:04
Analyst: WR
Percent Solids: 95%

Extraction Method: EPA 3546
Extraction Date: 06/06/19 03:31
Cleanup Method: EPA 3665A
Cleanup Date: 06/06/19
Cleanup Method: EPA 3660B
Cleanup Date: 06/06/19

Parameter	Result	Qualifier	Units	RL	MDL	Dilution Factor	Column
Polychlorinated Biphenyls by GC - Westborough Lab							
Aroclor 1016	ND		ug/kg	344000	30500	10000	A
Aroclor 1221	ND		ug/kg	344000	34400	10000	A
Aroclor 1232	ND		ug/kg	344000	72800	10000	A
Aroclor 1242	ND		ug/kg	344000	46300	10000	A
Aroclor 1248	2360000		ug/kg	344000	51500	10000	B
Aroclor 1254	ND		ug/kg	344000	37600	10000	A
Aroclor 1260	ND		ug/kg	344000	63500	10000	A
Aroclor 1262	ND		ug/kg	344000	43600	10000	A
Aroclor 1268	ND		ug/kg	344000	35600	10000	A
PCBs, Total	2360000		ug/kg	344000	30500	10000	B

Surrogate	% Recovery	Qualifier	Acceptance Criteria	Column
2,4,5,6-Tetrachloro-m-xylene	**0**	Q	30-150	A
Decachlorobiphenyl	**0**	Q	30-150	A
2,4,5,6-Tetrachloro-m-xylene	**0**	Q	30-150	B
Decachlorobiphenyl	**0**	Q	30-150	B

Project Name: AMPHENOL SUB SLAB SOILS **Lab Number:** L1923970

Project Number: 1153.010.001 **Report Date:** 06/07/19

SAMPLE RESULTS

Lab ID: L1923970-03 D
Client ID: B3 24-26 060519
Sample Location: SIDNEY, NY

Date Collected: 06/05/19 11:10
Date Received: 06/05/19
Field Prep: Not Specified

Sample Depth:
Matrix: Soil
Analytical Method: 1,8082A
Analytical Date: 06/06/19 14:17
Analyst: WR
Percent Solids: 95%

Extraction Method: EPA 3546
Extraction Date: 06/06/19 03:31
Cleanup Method: EPA 3665A
Cleanup Date: 06/06/19
Cleanup Method: EPA 3660B
Cleanup Date: 06/06/19

Parameter	Result	Qualifier	Units	RL	MDL	Dilution Factor	Column
Polychlorinated Biphenyls by GC - Westborough Lab							
Aroclor 1016	ND		ug/kg	6820	605.	200	A
Aroclor 1221	ND		ug/kg	6820	683.	200	A
Aroclor 1232	ND		ug/kg	6820	1440	200	A
Aroclor 1242	ND		ug/kg	6820	919.	200	A
Aroclor 1248	30900		ug/kg	6820	1020	200	B
Aroclor 1254	ND		ug/kg	6820	746.	200	A
Aroclor 1260	ND		ug/kg	6820	1260	200	A
Aroclor 1262	ND		ug/kg	6820	866.	200	A
Aroclor 1268	ND		ug/kg	6820	706.	200	A
PCBs, Total	30900		ug/kg	6820	605.	200	B

Surrogate	% Recovery	Qualifier	Acceptance Criteria	Column
2,4,5,6-Tetrachloro-m-xylene	**0**	Q	30-150	A
Decachlorobiphenyl	**0**	Q	30-150	A
2,4,5,6-Tetrachloro-m-xylene	**0**	Q	30-150	B
Decachlorobiphenyl	**0**	Q	30-150	B

Project Name: AMPHENOL SUB SLAB SOILS **Lab Number:** L1923970

Project Number: 1153.010.001 **Report Date:** 06/07/19

SAMPLE RESULTS

Lab ID: L1923970-04 D
Client ID: B4 24-26 060519
Sample Location: SIDNEY, NY

Date Collected: 06/05/19 11:20
Date Received: 06/05/19
Field Prep: Not Specified

Sample Depth:
Matrix: Soil
Analytical Method: 1,8082A
Analytical Date: 06/06/19 15:09
Analyst: WR
Percent Solids: 94%

Extraction Method: EPA 3546
Extraction Date: 06/06/19 03:31
Cleanup Method: EPA 3665A
Cleanup Date: 06/06/19
Cleanup Method: EPA 3660B
Cleanup Date: 06/06/19

Parameter	Result	Qualifier	Units	RL	MDL	Dilution Factor	Column
Polychlorinated Biphenyls by GC - Westborough Lab							
Aroclor 1016	ND		ug/kg	34400	3050	1000	A
Aroclor 1221	ND		ug/kg	34400	3440	1000	A
Aroclor 1232	ND		ug/kg	34400	7280	1000	A
Aroclor 1242	ND		ug/kg	34400	4630	1000	A
Aroclor 1248	557000		ug/kg	34400	5150	1000	B
Aroclor 1254	ND		ug/kg	34400	3760	1000	A
Aroclor 1260	ND		ug/kg	34400	6350	1000	A
Aroclor 1262	ND		ug/kg	34400	4360	1000	A
Aroclor 1268	ND		ug/kg	34400	3560	1000	A
PCBs, Total	557000		ug/kg	34400	3050	1000	B

Surrogate	% Recovery	Qualifier	Acceptance Criteria	Column
2,4,5,6-Tetrachloro-m-xylene	**0**	Q	30-150	A
Decachlorobiphenyl	**0**	Q	30-150	A
2,4,5,6-Tetrachloro-m-xylene	**0**	Q	30-150	B
Decachlorobiphenyl	**0**	Q	30-150	B

Project Name: AMPHENOL SUB SLAB SOILS **Lab Number:** L1923970

Project Number: 1153.010.001 **Report Date:** 06/07/19

SAMPLE RESULTS

Lab ID: L1923970-05 D
Client ID: B5 24-26 060519
Sample Location: SIDNEY, NY

Date Collected: 06/05/19 11:29
Date Received: 06/05/19
Field Prep: Not Specified

Sample Depth:
Matrix: Soil
Analytical Method: 1,8082A
Analytical Date: 06/06/19 14:30
Analyst: WR
Percent Solids: 92%

Extraction Method: EPA 3546
Extraction Date: 06/06/19 03:31
Cleanup Method: EPA 3665A
Cleanup Date: 06/06/19
Cleanup Method: EPA 3660B
Cleanup Date: 06/06/19

Parameter	Result	Qualifier	Units	RL	MDL	Dilution Factor	Column
Polychlorinated Biphenyls by GC - Westborough Lab							
Aroclor 1016	ND		ug/kg	177000	15800	5000	A
Aroclor 1221	ND		ug/kg	177000	17800	5000	A
Aroclor 1232	ND		ug/kg	177000	37600	5000	A
Aroclor 1242	ND		ug/kg	177000	23900	5000	A
Aroclor 1248	363000		ug/kg	177000	26600	5000	B
Aroclor 1254	ND		ug/kg	177000	19400	5000	A
Aroclor 1260	ND		ug/kg	177000	32800	5000	A
Aroclor 1262	ND		ug/kg	177000	22500	5000	A
Aroclor 1268	ND		ug/kg	177000	18400	5000	A
PCBs, Total	363000		ug/kg	177000	15800	5000	B

Surrogate	% Recovery	Qualifier	Acceptance Criteria	Column
2,4,5,6-Tetrachloro-m-xylene	**0**	Q	30-150	A
Decachlorobiphenyl	**0**	Q	30-150	A
2,4,5,6-Tetrachloro-m-xylene	**0**	Q	30-150	B
Decachlorobiphenyl	**0**	Q	30-150	B

Project Name: AMPHENOL SUB SLAB SOILS **Lab Number:** L1923970

Project Number: 1153.010.001 **Report Date:** 06/07/19

SAMPLE RESULTS

Lab ID: L1923970-06 D
Client ID: B6 24-26 060519
Sample Location: SIDNEY, NY

Date Collected: 06/05/19 11:39
Date Received: 06/05/19
Field Prep: Not Specified

Sample Depth:
Matrix: Soil
Analytical Method: 1,8082A
Analytical Date: 06/06/19 14:43
Analyst: WR
Percent Solids: 92%

Extraction Method: EPA 3546
Extraction Date: 06/06/19 03:31
Cleanup Method: EPA 3665A
Cleanup Date: 06/06/19
Cleanup Method: EPA 3660B
Cleanup Date: 06/06/19

Parameter	Result	Qualifier	Units	RL	MDL	Dilution Factor	Column
Polychlorinated Biphenyls by GC - Westborough Lab							
Aroclor 1016	ND		ug/kg	345000	30600	10000	A
Aroclor 1221	ND		ug/kg	345000	34600	10000	A
Aroclor 1232	ND		ug/kg	345000	73200	10000	A
Aroclor 1242	ND		ug/kg	345000	46500	10000	A
Aroclor 1248	4770000		ug/kg	345000	51800	10000	B
Aroclor 1254	ND		ug/kg	345000	37800	10000	A
Aroclor 1260	ND		ug/kg	345000	63800	10000	A
Aroclor 1262	ND		ug/kg	345000	43800	10000	A
Aroclor 1268	ND		ug/kg	345000	35800	10000	A
PCBs, Total	4770000		ug/kg	345000	30600	10000	B

Surrogate	% Recovery	Qualifier	Acceptance Criteria	Column
2,4,5,6-Tetrachloro-m-xylene	**0**	Q	30-150	A
Decachlorobiphenyl	**0**	Q	30-150	A
2,4,5,6-Tetrachloro-m-xylene	**0**	Q	30-150	B
Decachlorobiphenyl	**0**	Q	30-150	B

Project Name: AMPHENOL SUB SLAB SOILS **Lab Number:** L1923970

Project Number: 1153.010.001 **Report Date:** 06/07/19

SAMPLE RESULTS

Lab ID: L1923970-07 D
Client ID: B7 24-26 060519
Sample Location: SIDNEY, NY

Date Collected: 06/05/19 11:54
Date Received: 06/05/19
Field Prep: Not Specified

Sample Depth:
Matrix: Soil
Analytical Method: 1,8082A
Analytical Date: 06/06/19 14:56
Analyst: WR
Percent Solids: 94%

Extraction Method: EPA 3546
Extraction Date: 06/06/19 03:31
Cleanup Method: EPA 3665A
Cleanup Date: 06/06/19
Cleanup Method: EPA 3660B
Cleanup Date: 06/06/19

Parameter	Result	Qualifier	Units	RL	MDL	Dilution Factor	Column
Polychlorinated Biphenyls by GC - Westborough Lab							
Aroclor 1016	ND		ug/kg	348000	30900	10000	A
Aroclor 1221	ND		ug/kg	348000	34800	10000	A
Aroclor 1232	ND		ug/kg	348000	73700	10000	A
Aroclor 1242	ND		ug/kg	348000	46900	10000	A
Aroclor 1248	2080000		ug/kg	348000	52200	10000	B
Aroclor 1254	ND		ug/kg	348000	38000	10000	A
Aroclor 1260	ND		ug/kg	348000	64200	10000	A
Aroclor 1262	ND		ug/kg	348000	44200	10000	A
Aroclor 1268	ND		ug/kg	348000	36000	10000	A
PCBs, Total	2080000		ug/kg	348000	30900	10000	B

Surrogate	% Recovery	Qualifier	Acceptance Criteria	Column
2,4,5,6-Tetrachloro-m-xylene	**0**	Q	30-150	A
Decachlorobiphenyl	**0**	Q	30-150	A
2,4,5,6-Tetrachloro-m-xylene	**0**	Q	30-150	B
Decachlorobiphenyl	**0**	Q	30-150	B

Project Name: AMPHENOL SUB SLAB SOILS **Lab Number:** L1923970

Project Number: 1153.010.001 **Report Date:** 06/07/19

SAMPLE RESULTS

Lab ID: L1923970-08 D
Client ID: B8 24-26 060519
Sample Location: SIDNEY, NY

Sample Depth:
Matrix: Soil
Analytical Method: 1,8082A
Analytical Date: 06/06/19 15:24
Analyst: AWS
Percent Solids: 90%

Date Collected: 06/05/19 12:10
Date Received: 06/05/19
Field Prep: Not Specified

Extraction Method: EPA 3546
Extraction Date: 06/06/19 03:31
Cleanup Method: EPA 3665A
Cleanup Date: 06/06/19
Cleanup Method: EPA 3660B
Cleanup Date: 06/06/19

Parameter	Result	Qualifier	Units	RL	MDL	Dilution Factor	Column
Polychlorinated Biphenyls by GC - Westborough Lab							
Aroclor 1016	ND		ug/kg	178	15.8	5	A
Aroclor 1221	ND		ug/kg	178	17.8	5	A
Aroclor 1232	ND		ug/kg	178	37.8	5	A
Aroclor 1242	ND		ug/kg	178	24.0	5	A
Aroclor 1248	897		ug/kg	178	26.7	5	A
Aroclor 1254	ND		ug/kg	178	19.5	5	A
Aroclor 1260	ND		ug/kg	178	32.9	5	A
Aroclor 1262	ND		ug/kg	178	22.6	5	A
Aroclor 1268	ND		ug/kg	178	18.4	5	A
PCBs, Total	897		ug/kg	178	15.8	5	A

Surrogate	% Recovery	Qualifier	Acceptance Criteria	Column
2,4,5,6-Tetrachloro-m-xylene	66		30-150	A
Decachlorobiphenyl	76		30-150	A
2,4,5,6-Tetrachloro-m-xylene	65		30-150	B
Decachlorobiphenyl	80		30-150	B

Project Name: AMPHENOL SUB SLAB SOILS **Lab Number:** L1923970

Project Number: 1153.010.001 **Report Date:** 06/07/19

SAMPLE RESULTS

Lab ID: L1923970-09 D
Client ID: B9 24-26 060519
Sample Location: SIDNEY, NY

Date Collected: 06/05/19 12:22
Date Received: 06/05/19
Field Prep: Not Specified

Sample Depth:
Matrix: Soil
Analytical Method: 1,8082A
Analytical Date: 06/06/19 15:39
Analyst: AWS
Percent Solids: 94%

Extraction Method: EPA 3546
Extraction Date: 06/06/19 03:31
Cleanup Method: EPA 3665A
Cleanup Date: 06/06/19
Cleanup Method: EPA 3660B
Cleanup Date: 06/06/19

Parameter	Result	Qualifier	Units	RL	MDL	Dilution Factor	Column
Polychlorinated Biphenyls by GC - Westborough Lab							
Aroclor 1016	ND		ug/kg	34900	3100	1000	A
Aroclor 1221	ND		ug/kg	34900	3490	1000	A
Aroclor 1232	ND		ug/kg	34900	7390	1000	A
Aroclor 1242	ND		ug/kg	34900	4700	1000	A
Aroclor 1248	497000		ug/kg	34900	5230	1000	B
Aroclor 1254	ND		ug/kg	34900	3810	1000	A
Aroclor 1260	ND		ug/kg	34900	6440	1000	A
Aroclor 1262	ND		ug/kg	34900	4430	1000	A
Aroclor 1268	ND		ug/kg	34900	3610	1000	A
PCBs, Total	497000		ug/kg	34900	3100	1000	B

Surrogate	% Recovery	Qualifier	Acceptance Criteria	Column
2,4,5,6-Tetrachloro-m-xylene	**0**	Q	30-150	A
Decachlorobiphenyl	**0**	Q	30-150	A
2,4,5,6-Tetrachloro-m-xylene	**0**	Q	30-150	B
Decachlorobiphenyl	**0**	Q	30-150	B

Project Name: AMPHENOL SUB SLAB SOILS **Lab Number:** L1923970

Project Number: 1153.010.001 **Report Date:** 06/07/19

SAMPLE RESULTS

Lab ID: L1923970-10 D
Client ID: B10 24-26 060519
Sample Location: SIDNEY, NY

Date Collected: 06/05/19 12:45
Date Received: 06/05/19
Field Prep: Not Specified

Sample Depth:
Matrix: Soil
Analytical Method: 1,8082A
Analytical Date: 06/06/19 15:54
Analyst: AWS
Percent Solids: 94%

Extraction Method: EPA 3546
Extraction Date: 06/06/19 03:31
Cleanup Method: EPA 3665A
Cleanup Date: 06/06/19
Cleanup Method: EPA 3660B
Cleanup Date: 06/06/19

Parameter	Result	Qualifier	Units	RL	MDL	Dilution Factor	Column
Polychlorinated Biphenyls by GC - Westborough Lab							
Aroclor 1016	ND		ug/kg	690	61.2	20	A
Aroclor 1221	ND		ug/kg	690	69.1	20	A
Aroclor 1232	ND		ug/kg	690	146.	20	A
Aroclor 1242	ND		ug/kg	690	93.0	20	A
Aroclor 1248	1950		ug/kg	690	103.	20	A
Aroclor 1254	ND		ug/kg	690	75.4	20	A
Aroclor 1260	ND		ug/kg	690	127.	20	A
Aroclor 1262	ND		ug/kg	690	87.6	20	A
Aroclor 1268	ND		ug/kg	690	71.4	20	A
PCBs, Total	1950		ug/kg	690	61.2	20	A

Surrogate	% Recovery	Qualifier	Acceptance Criteria	Column
2,4,5,6-Tetrachloro-m-xylene	**0**	Q	30-150	A
Decachlorobiphenyl	**0**	Q	30-150	A
2,4,5,6-Tetrachloro-m-xylene	**0**	Q	30-150	B
Decachlorobiphenyl	**0**	Q	30-150	B

Project Name: AMPHENOL SUB SLAB SOILS
Project Number: 1153.010.001
Lab Number: L1923970
Report Date: 06/07/19

SAMPLE RESULTS

Lab ID: L1923970-11
Client ID: B11 12-14 060519
Sample Location: SIDNEY, NY

Date Collected: 06/05/19 12:59
Date Received: 06/05/19
Field Prep: Not Specified

Sample Depth:
Matrix: Soil
Analytical Method: 1,8082A
Analytical Date: 06/06/19 13:40
Analyst: AWS
Percent Solids: 85%

Extraction Method: EPA 3546
Extraction Date: 06/06/19 03:54
Cleanup Method: EPA 3665A
Cleanup Date: 06/06/19
Cleanup Method: EPA 3660B
Cleanup Date: 06/06/19

Parameter	Result	Qualifier	Units	RL	MDL	Dilution Factor	Column
Polychlorinated Biphenyls by GC - Westborough Lab							
Aroclor 1016	ND		ug/kg	38.7	3.43	1	A
Aroclor 1221	ND		ug/kg	38.7	3.88	1	A
Aroclor 1232	ND		ug/kg	38.7	8.20	1	A
Aroclor 1242	ND		ug/kg	38.7	5.21	1	A
Aroclor 1248	310		ug/kg	38.7	5.80	1	B
Aroclor 1254	ND		ug/kg	38.7	4.23	1	A
Aroclor 1260	ND		ug/kg	38.7	7.15	1	A
Aroclor 1262	ND		ug/kg	38.7	4.91	1	A
Aroclor 1268	ND		ug/kg	38.7	4.01	1	A
PCBs, Total	310		ug/kg	38.7	3.43	1	B

Surrogate	% Recovery	Qualifier	Acceptance Criteria	Column
2,4,5,6-Tetrachloro-m-xylene	75		30-150	A
Decachlorobiphenyl	87		30-150	A
2,4,5,6-Tetrachloro-m-xylene	76		30-150	B
Decachlorobiphenyl	96		30-150	B

Project Name: AMPHENOL SUB SLAB SOILS **Lab Number:** L1923970

Project Number: 1153.010.001 **Report Date:** 06/07/19

SAMPLE RESULTS

Lab ID: L1923970-12 D
Client ID: B12 12-14 060519
Sample Location: SIDNEY, NY

Date Collected: 06/05/19 13:15
Date Received: 06/05/19
Field Prep: Not Specified

Sample Depth:
Matrix: Soil
Analytical Method: 1,8082A
Analytical Date: 06/06/19 16:09
Analyst: AWS
Percent Solids: 84%

Extraction Method: EPA 3546
Extraction Date: 06/06/19 03:55
Cleanup Method: EPA 3665A
Cleanup Date: 06/06/19
Cleanup Method: EPA 3660B
Cleanup Date: 06/06/19

Parameter	Result	Qualifier	Units	RL	MDL	Dilution Factor	Column
Polychlorinated Biphenyls by GC - Westborough Lab							
Aroclor 1016	ND		ug/kg	38600	3430	1000	A
Aroclor 1221	ND		ug/kg	38600	3870	1000	A
Aroclor 1232	ND		ug/kg	38600	8180	1000	A
Aroclor 1242	ND		ug/kg	38600	5200	1000	A
Aroclor 1248	159000		ug/kg	38600	5790	1000	A
Aroclor 1254	ND		ug/kg	38600	4220	1000	A
Aroclor 1260	ND		ug/kg	38600	7140	1000	A
Aroclor 1262	ND		ug/kg	38600	4900	1000	A
Aroclor 1268	ND		ug/kg	38600	4000	1000	A
PCBs, Total	159000		ug/kg	38600	3430	1000	A

Surrogate	% Recovery	Qualifier	Acceptance Criteria	Column
2,4,5,6-Tetrachloro-m-xylene	**0**	Q	30-150	A
Decachlorobiphenyl	**0**	Q	30-150	A
2,4,5,6-Tetrachloro-m-xylene	**0**	Q	30-150	B
Decachlorobiphenyl	**0**	Q	30-150	B

Project Name: AMPHENOL SUB SLAB SOILS **Lab Number:** L1923970

Project Number: 1153.010.001 **Report Date:** 06/07/19

SAMPLE RESULTS

Lab ID: L1923970-13 D
Client ID: B13 12-14 060519
Sample Location: SIDNEY, NY

Sample Depth:
Matrix: Soil
Analytical Method: 1,8082A
Analytical Date: 06/06/19 16:24
Analyst: AWS
Percent Solids: 81%

Date Collected: 06/05/19 13:23
Date Received: 06/05/19
Field Prep: Not Specified

Extraction Method: EPA 3546
Extraction Date: 06/06/19 03:56
Cleanup Method: EPA 3665A
Cleanup Date: 06/06/19
Cleanup Method: EPA 3660B
Cleanup Date: 06/06/19

Parameter	Result	Qualifier	Units	RL	MDL	Dilution Factor	Column
Polychlorinated Biphenyls by GC - Westborough Lab							
Aroclor 1016	ND		ug/kg	201	17.9	5	A
Aroclor 1221	ND		ug/kg	201	20.2	5	A
Aroclor 1232	ND		ug/kg	201	42.6	5	A
Aroclor 1242	ND		ug/kg	201	27.1	5	A
Aroclor 1248	958		ug/kg	201	30.2	5	B
Aroclor 1254	ND		ug/kg	201	22.0	5	A
Aroclor 1260	ND		ug/kg	201	37.2	5	A
Aroclor 1262	ND		ug/kg	201	25.5	5	A
Aroclor 1268	ND		ug/kg	201	20.8	5	A
PCBs, Total	958		ug/kg	201	17.9	5	B

Surrogate	% Recovery	Qualifier	Acceptance Criteria	Column
2,4,5,6-Tetrachloro-m-xylene	54		30-150	A
Decachlorobiphenyl	49		30-150	A
2,4,5,6-Tetrachloro-m-xylene	53		30-150	B
Decachlorobiphenyl	53		30-150	B

Project Name: AMPHENOL SUB SLAB SOILS **Lab Number:** L1923970

Project Number: 1153.010.001 **Report Date:** 06/07/19

SAMPLE RESULTS

Lab ID: L1923970-14 D
Client ID: B14 12-14 060519
Sample Location: SIDNEY, NY

Date Collected: 06/05/19 13:40
Date Received: 06/05/19
Field Prep: Not Specified

Sample Depth:
Matrix: Soil
Analytical Method: 1,8082A
Analytical Date: 06/06/19 16:53
Analyst: AWS
Percent Solids: 84%

Extraction Method: EPA 3546
Extraction Date: 06/06/19 03:56
Cleanup Method: EPA 3665A
Cleanup Date: 06/06/19
Cleanup Method: EPA 3660B
Cleanup Date: 06/06/19

Parameter	Result	Qualifier	Units	RL	MDL	Dilution Factor	Column
Polychlorinated Biphenyls by GC - Westborough Lab							
Aroclor 1016	ND		ug/kg	196	17.4	5	A
Aroclor 1221	ND		ug/kg	196	19.7	5	A
Aroclor 1232	ND		ug/kg	196	41.6	5	A
Aroclor 1242	ND		ug/kg	196	26.5	5	A
Aroclor 1248	1830		ug/kg	196	29.4	5	B
Aroclor 1254	ND		ug/kg	196	21.5	5	A
Aroclor 1260	ND		ug/kg	196	36.3	5	A
Aroclor 1262	ND		ug/kg	196	24.9	5	A
Aroclor 1268	ND		ug/kg	196	20.3	5	A
PCBs, Total	1830		ug/kg	196	17.4	5	B

Surrogate	% Recovery	Qualifier	Acceptance Criteria	Column
2,4,5,6-Tetrachloro-m-xylene	55		30-150	A
Decachlorobiphenyl	61		30-150	A
2,4,5,6-Tetrachloro-m-xylene	56		30-150	B
Decachlorobiphenyl	75		30-150	B

Project Name: AMPHENOL SUB SLAB SOILS
Project Number: 1153.010.001
Lab Number: L1923970
Report Date: 06/07/19

SAMPLE RESULTS

Lab ID: L1923970-15
Client ID: B15 12-14 060519
Sample Location: SIDNEY, NY

Date Collected: 06/05/19 14:05
Date Received: 06/05/19
Field Prep: Not Specified

Sample Depth:
Matrix: Soil
Analytical Method: 1,8082A
Analytical Date: 06/06/19 13:56
Analyst: AWS
Percent Solids: 84%

Extraction Method: EPA 3546
Extraction Date: 06/06/19 03:56
Cleanup Method: EPA 3665A
Cleanup Date: 06/06/19
Cleanup Method: EPA 3660B
Cleanup Date: 06/06/19

Parameter	Result	Qualifier	Units	RL	MDL	Dilution Factor	Column
Polychlorinated Biphenyls by GC - Westborough Lab							
Aroclor 1016	ND		ug/kg	38.6	3.43	1	A
Aroclor 1221	ND		ug/kg	38.6	3.87	1	A
Aroclor 1232	ND		ug/kg	38.6	8.18	1	A
Aroclor 1242	ND		ug/kg	38.6	5.20	1	A
Aroclor 1248	26.2	J	ug/kg	38.6	5.79	1	B
Aroclor 1254	ND		ug/kg	38.6	4.22	1	A
Aroclor 1260	ND		ug/kg	38.6	7.13	1	A
Aroclor 1262	ND		ug/kg	38.6	4.90	1	A
Aroclor 1268	ND		ug/kg	38.6	4.00	1	A
PCBs, Total	26.2	J	ug/kg	38.6	3.43	1	A

Surrogate	% Recovery	Qualifier	Acceptance Criteria	Column
2,4,5,6-Tetrachloro-m-xylene	73		30-150	A
Decachlorobiphenyl	72		30-150	A
2,4,5,6-Tetrachloro-m-xylene	73		30-150	B
Decachlorobiphenyl	80		30-150	B

Project Name: AMPHENOL SUB SLAB SOILS **Lab Number:** L1923970

Project Number: 1153.010.001 **Report Date:** 06/07/19

SAMPLE RESULTS

Lab ID: L1923970-16 D
Client ID: B16 12-14 060519
Sample Location: SIDNEY, NY

Date Collected: 06/05/19 14:29
Date Received: 06/05/19
Field Prep: Not Specified

Sample Depth:
Matrix: Soil
Analytical Method: 1,8082A
Analytical Date: 06/06/19 17:08
Analyst: AWS
Percent Solids: 82%

Extraction Method: EPA 3546
Extraction Date: 06/06/19 03:56
Cleanup Method: EPA 3665A
Cleanup Date: 06/06/19
Cleanup Method: EPA 3660B
Cleanup Date: 06/06/19

Parameter	Result	Qualifier	Units	RL	MDL	Dilution Factor	Column
Polychlorinated Biphenyls by GC - Westborough Lab							
Aroclor 1016	ND		ug/kg	391	34.7	10	A
Aroclor 1221	ND		ug/kg	391	39.2	10	A
Aroclor 1232	ND		ug/kg	391	82.9	10	A
Aroclor 1242	ND		ug/kg	391	52.7	10	A
Aroclor 1248	1860		ug/kg	391	58.7	10	A
Aroclor 1254	ND		ug/kg	391	42.8	10	A
Aroclor 1260	ND		ug/kg	391	72.3	10	A
Aroclor 1262	ND		ug/kg	391	49.7	10	A
Aroclor 1268	ND		ug/kg	391	40.5	10	A
PCBs, Total	1860		ug/kg	391	34.7	10	A

Surrogate	% Recovery	Qualifier	Acceptance Criteria	Column
2,4,5,6-Tetrachloro-m-xylene	**0**	Q	30-150	A
Decachlorobiphenyl	**0**	Q	30-150	A
2,4,5,6-Tetrachloro-m-xylene	**0**	Q	30-150	B
Decachlorobiphenyl	**0**	Q	30-150	B

Project Name: AMPHENOL SUB SLAB SOILS **Lab Number:** L1923970

Project Number: 1153.010.001 **Report Date:** 06/07/19

SAMPLE RESULTS

Lab ID: L1923970-17 D
Client ID: DUPE 1
Sample Location: SIDNEY, NY

Date Collected: 06/05/19 00:00
Date Received: 06/05/19
Field Prep: Not Specified

Sample Depth:
Matrix: Soil
Analytical Method: 1,8082A
Analytical Date: 06/06/19 18:15
Analyst: JM
Percent Solids: 95%

Extraction Method: EPA 3546
Extraction Date: 06/06/19 03:56
Cleanup Method: EPA 3665A
Cleanup Date: 06/06/19
Cleanup Method: EPA 3660B
Cleanup Date: 06/06/19

Parameter	Result	Qualifier	Units	RL	MDL	Dilution Factor	Column
Polychlorinated Biphenyls by GC - Westborough Lab							
Aroclor 1016	ND		ug/kg	342000	30400	10000	A
Aroclor 1221	ND		ug/kg	342000	34300	10000	A
Aroclor 1232	ND		ug/kg	342000	72500	10000	A
Aroclor 1242	ND		ug/kg	342000	46100	10000	A
Aroclor 1248	3500000		ug/kg	342000	51300	10000	B
Aroclor 1254	ND		ug/kg	342000	37400	10000	A
Aroclor 1260	ND		ug/kg	342000	63200	10000	A
Aroclor 1262	ND		ug/kg	342000	43400	10000	A
Aroclor 1268	ND		ug/kg	342000	35400	10000	A
PCBs, Total	3500000		ug/kg	342000	30400	10000	B

Surrogate	% Recovery	Qualifier	Acceptance Criteria	Column
2,4,5,6-Tetrachloro-m-xylene	**0**	Q	30-150	A
Decachlorobiphenyl	**0**	Q	30-150	A
2,4,5,6-Tetrachloro-m-xylene	**0**	Q	30-150	B
Decachlorobiphenyl	**0**	Q	30-150	B

Project Name: AMPHENOL SUB SLAB SOILS **Lab Number:** L1923970

Project Number: 1153.010.001 **Report Date:** 06/07/19

SAMPLE RESULTS

Lab ID:	L1923970-18	Date Collected:	06/05/19 14:45
Client ID:	W1 060519	Date Received:	06/05/19
Sample Location:	SIDNEY, NY	Field Prep:	Not Specified
Sample Depth:			
Matrix:	Soil	Extraction Method:	EPA 3546
Analytical Method:	1,8082A	Extraction Date:	06/06/19 18:33
Analytical Date:	06/07/19 12:45	Cleanup Method:	EPA 3665A
Analyst:	WR	Cleanup Date:	06/07/19
Percent Solids:	93%	Cleanup Method:	EPA 3660B
		Cleanup Date:	06/07/19

Parameter	Result	Qualifier	Units	RL	MDL	Dilution Factor	Column
Polychlorinated Biphenyls by GC - Westborough Lab							
Aroclor 1016	ND		ug/kg	101	8.96	1	A
Aroclor 1221	ND		ug/kg	101	10.1	1	A
Aroclor 1232	ND		ug/kg	101	21.4	1	A
Aroclor 1242	ND		ug/kg	101	13.6	1	A
Aroclor 1248	ND		ug/kg	101	15.1	1	B
Aroclor 1254	ND		ug/kg	101	11.0	1	A
Aroclor 1260	ND		ug/kg	101	18.6	1	A
Aroclor 1262	ND		ug/kg	101	12.8	1	A
Aroclor 1268	ND		ug/kg	101	10.4	1	A
PCBs, Total	ND		ug/kg	101	8.96	1	B

Surrogate	% Recovery	Qualifier	Acceptance Criteria	Column
2,4,5,6-Tetrachloro-m-xylene	63		30-150	A
Decachlorobiphenyl	60		30-150	A
2,4,5,6-Tetrachloro-m-xylene	71		30-150	B
Decachlorobiphenyl	69		30-150	B

Project Name: AMPHENOL SUB SLAB SOILS
Project Number: 1153.010.001
Lab Number: L1923970
Report Date: 06/07/19

SAMPLE RESULTS

Lab ID: L1923970-19
Client ID: W2 060519
Sample Location: SIDNEY, NY

Sample Depth:
Matrix: Soil
Analytical Method: 1,8082A
Analytical Date: 06/06/19 14:25
Analyst: AWS
Percent Solids: 95%

Date Collected: 06/05/19 14:46
Date Received: 06/05/19
Field Prep: Not Specified

Extraction Method: EPA 3546
Extraction Date: 06/06/19 03:56
Cleanup Method: EPA 3665A
Cleanup Date: 06/06/19
Cleanup Method: EPA 3660B
Cleanup Date: 06/06/19

Parameter	Result	Qualifier	Units	RL	MDL	Dilution Factor	Column
Polychlorinated Biphenyls by GC - Westborough Lab							
Aroclor 1016	ND		ug/kg	33.8	3.00	1	A
Aroclor 1221	ND		ug/kg	33.8	3.38	1	A
Aroclor 1232	ND		ug/kg	33.8	7.16	1	A
Aroclor 1242	ND		ug/kg	33.8	4.56	1	A
Aroclor 1248	491		ug/kg	33.8	5.07	1	B
Aroclor 1254	ND		ug/kg	33.8	3.70	1	A
Aroclor 1260	ND		ug/kg	33.8	6.24	1	A
Aroclor 1262	ND		ug/kg	33.8	4.29	1	A
Aroclor 1268	ND		ug/kg	33.8	3.50	1	A
PCBs, Total	491		ug/kg	33.8	3.00	1	B

Surrogate	% Recovery	Qualifier	Acceptance Criteria	Column
2,4,5,6-Tetrachloro-m-xylene	71		30-150	A
Decachlorobiphenyl	76		30-150	A
2,4,5,6-Tetrachloro-m-xylene	69		30-150	B
Decachlorobiphenyl	83		30-150	B

Project Name: AMPHENOL SUB SLAB SOILS **Lab Number:** L1923970

Project Number: 1153.010.001 **Report Date:** 06/07/19

SAMPLE RESULTS

Lab ID: L1923970-20 D
Client ID: W3 060519
Sample Location: SIDNEY, NY

Sample Depth:
Matrix: Soil
Analytical Method: 1,8082A
Analytical Date: 06/06/19 17:37
Analyst: JM
Percent Solids: 95%

Date Collected: 06/05/19 14:47
Date Received: 06/05/19
Field Prep: Not Specified

Extraction Method: EPA 3546
Extraction Date: 06/06/19 03:56
Cleanup Method: EPA 3665A
Cleanup Date: 06/06/19
Cleanup Method: EPA 3660B
Cleanup Date: 06/06/19

Parameter	Result	Qualifier	Units	RL	MDL	Dilution Factor	Column
Polychlorinated Biphenyls by GC - Westborough Lab							
Aroclor 1016	ND		ug/kg	167	14.8	5	A
Aroclor 1221	ND		ug/kg	167	16.7	5	A
Aroclor 1232	ND		ug/kg	167	35.4	5	A
Aroclor 1242	ND		ug/kg	167	22.5	5	A
Aroclor 1248	720		ug/kg	167	25.0	5	A
Aroclor 1254	ND		ug/kg	167	18.3	5	A
Aroclor 1260	ND		ug/kg	167	30.9	5	A
Aroclor 1262	ND		ug/kg	167	21.2	5	A
Aroclor 1268	ND		ug/kg	167	17.3	5	A
PCBs, Total	720		ug/kg	167	14.8	5	A

Surrogate	% Recovery	Qualifier	Acceptance Criteria	Column
2,4,5,6-Tetrachloro-m-xylene	66		30-150	A
Decachlorobiphenyl	77		30-150	A
2,4,5,6-Tetrachloro-m-xylene	65		30-150	B
Decachlorobiphenyl	82		30-150	B

Project Name: AMPHENOL SUB SLAB SOILS **Lab Number:** L1923970

Project Number: 1153.010.001 **Report Date:** 06/07/19

SAMPLE RESULTS

Lab ID: L1923970-21 D
Client ID: W4 060519
Sample Location: SIDNEY, NY

Sample Depth:
Matrix: Soil
Analytical Method: 1,8082A
Analytical Date: 06/06/19 15:22
Analyst: WR
Percent Solids: 93%

Date Collected: 06/05/19 14:54
Date Received: 06/05/19
Field Prep: Not Specified

Extraction Method: EPA 3546
Extraction Date: 06/06/19 04:11
Cleanup Method: EPA 3665A
Cleanup Date: 06/06/19
Cleanup Method: EPA 3660B
Cleanup Date: 06/06/19

Parameter	Result	Qualifier	Units	RL	MDL	Dilution Factor	Column
Polychlorinated Biphenyls by GC - Westborough Lab							
Aroclor 1016	ND		ug/kg	172	15.3	5	A
Aroclor 1221	ND		ug/kg	172	17.2	5	A
Aroclor 1232	ND		ug/kg	172	36.4	5	A
Aroclor 1242	1210		ug/kg	172	23.2	5	B
Aroclor 1248	ND		ug/kg	172	25.8	5	A
Aroclor 1254	ND		ug/kg	172	18.8	5	A
Aroclor 1260	ND		ug/kg	172	31.8	5	A
Aroclor 1262	ND		ug/kg	172	21.8	5	A
Aroclor 1268	ND		ug/kg	172	17.8	5	A
PCBs, Total	1210		ug/kg	172	15.3	5	B

Surrogate	% Recovery	Qualifier	Acceptance Criteria	Column
2,4,5,6-Tetrachloro-m-xylene	81		30-150	A
Decachlorobiphenyl	97		30-150	A
2,4,5,6-Tetrachloro-m-xylene	81		30-150	B
Decachlorobiphenyl	101		30-150	B

Project Name: AMPHENOL SUB SLAB SOILS
Project Number: 1153.010.001
Lab Number: L1923970
Report Date: 06/07/19

SAMPLE RESULTS

Lab ID: L1923970-22
Client ID: W5 060519
Sample Location: SIDNEY, NY

Sample Depth:
Matrix: Soil
Analytical Method: 1,8082A
Analytical Date: 06/06/19 17:52
Analyst: JM
Percent Solids: 94%

Date Collected: 06/05/19 14:55
Date Received: 06/05/19
Field Prep: Not Specified

Extraction Method: EPA 3546
Extraction Date: 06/06/19 04:11
Cleanup Method: EPA 3665A
Cleanup Date: 06/06/19
Cleanup Method: EPA 3660B
Cleanup Date: 06/06/19

Parameter	Result	Qualifier	Units	RL	MDL	Dilution Factor	Column
Polychlorinated Biphenyls by GC - Westborough Lab							
Aroclor 1016	ND		ug/kg	34.7	3.08	1	A
Aroclor 1221	ND		ug/kg	34.7	3.48	1	A
Aroclor 1232	ND		ug/kg	34.7	7.36	1	A
Aroclor 1242	ND		ug/kg	34.7	4.68	1	A
Aroclor 1248	106		ug/kg	34.7	5.20	1	B
Aroclor 1254	ND		ug/kg	34.7	3.80	1	A
Aroclor 1260	ND		ug/kg	34.7	6.41	1	A
Aroclor 1262	ND		ug/kg	34.7	4.41	1	A
Aroclor 1268	ND		ug/kg	34.7	3.60	1	A
PCBs, Total	106		ug/kg	34.7	3.08	1	B

Surrogate	% Recovery	Qualifier	Acceptance Criteria	Column
2,4,5,6-Tetrachloro-m-xylene	68		30-150	A
Decachlorobiphenyl	88		30-150	A
2,4,5,6-Tetrachloro-m-xylene	68		30-150	B
Decachlorobiphenyl	93		30-150	B

Project Name: AMPHENOL SUB SLAB SOILS **Lab Number:** L1923970

Project Number: 1153.010.001 **Report Date:** 06/07/19

SAMPLE RESULTS

Lab ID: L1923970-23 D
Client ID: W6 060519
Sample Location: SIDNEY, NY

Sample Depth:
Matrix: Soil
Analytical Method: 1,8082A
Analytical Date: 06/06/19 15:35
Analyst: WR
Percent Solids: 91%

Date Collected: 06/05/19 14:58
Date Received: 06/05/19
Field Prep: Not Specified

Extraction Method: EPA 3546
Extraction Date: 06/06/19 04:11
Cleanup Method: EPA 3665A
Cleanup Date: 06/06/19
Cleanup Method: EPA 3660B
Cleanup Date: 06/06/19

Parameter	Result	Qualifier	Units	RL	MDL	Dilution Factor	Column
Polychlorinated Biphenyls by GC - Westborough Lab							
Aroclor 1016	ND		ug/kg	177	15.7	5	A
Aroclor 1221	ND		ug/kg	177	17.7	5	A
Aroclor 1232	ND		ug/kg	177	37.5	5	A
Aroclor 1242	ND		ug/kg	177	23.8	5	A
Aroclor 1248	1030		ug/kg	177	26.5	5	B
Aroclor 1254	ND		ug/kg	177	19.4	5	A
Aroclor 1260	ND		ug/kg	177	32.7	5	A
Aroclor 1262	ND		ug/kg	177	22.5	5	A
Aroclor 1268	ND		ug/kg	177	18.3	5	A
PCBs, Total	1030		ug/kg	177	15.7	5	B

Surrogate	% Recovery	Qualifier	Acceptance Criteria	Column
2,4,5,6-Tetrachloro-m-xylene	55		30-150	A
Decachlorobiphenyl	53		30-150	A
2,4,5,6-Tetrachloro-m-xylene	54		30-150	B
Decachlorobiphenyl	56		30-150	B

Project Name: AMPHENOL SUB SLAB SOILS **Lab Number:** L1923970

Project Number: 1153.010.001 **Report Date:** 06/07/19

SAMPLE RESULTS

Lab ID: L1923970-24 D
Client ID: W7 060519
Sample Location: SIDNEY, NY

Sample Depth:
Matrix: Soil
Analytical Method: 1,8082A
Analytical Date: 06/06/19 15:48
Analyst: WR
Percent Solids: 91%

Date Collected: 06/05/19 14:59
Date Received: 06/05/19
Field Prep: Not Specified

Extraction Method: EPA 3546
Extraction Date: 06/06/19 04:11
Cleanup Method: EPA 3665A
Cleanup Date: 06/06/19
Cleanup Method: EPA 3660B
Cleanup Date: 06/06/19

Parameter	Result	Qualifier	Units	RL	MDL	Dilution Factor	Column
Polychlorinated Biphenyls by GC - Westborough Lab							
Aroclor 1016	ND		ug/kg	175	15.5	5	A
Aroclor 1221	ND		ug/kg	175	17.5	5	A
Aroclor 1232	ND		ug/kg	175	37.1	5	A
Aroclor 1242	605		ug/kg	175	23.6	5	B
Aroclor 1248	ND		ug/kg	175	26.3	5	A
Aroclor 1254	222		ug/kg	175	19.2	5	A
Aroclor 1260	60.6	J	ug/kg	175	32.4	5	A
Aroclor 1262	ND		ug/kg	175	22.2	5	A
Aroclor 1268	ND		ug/kg	175	18.1	5	A
PCBs, Total	888	J	ug/kg	175	15.5	5	B

Surrogate	% Recovery	Qualifier	Acceptance Criteria	Column
2,4,5,6-Tetrachloro-m-xylene	68		30-150	A
Decachlorobiphenyl	72		30-150	A
2,4,5,6-Tetrachloro-m-xylene	71		30-150	B
Decachlorobiphenyl	74		30-150	B

Project Name: AMPHENOL SUB SLAB SOILS
Project Number: 1153.010.001
Lab Number: L1923970
Report Date: 06/07/19

SAMPLE RESULTS

Lab ID: L1923970-25
Client ID: W8 060519
Sample Location: SIDNEY, NY

Date Collected: 06/05/19 15:03
Date Received: 06/05/19
Field Prep: Not Specified

Sample Depth:
Matrix: Soil
Analytical Method: 1,8082A
Analytical Date: 06/06/19 17:05
Analyst: JM
Percent Solids: 91%

Extraction Method: EPA 3546
Extraction Date: 06/06/19 04:11
Cleanup Method: EPA 3665A
Cleanup Date: 06/06/19
Cleanup Method: EPA 3660B
Cleanup Date: 06/06/19

Parameter	Result	Qualifier	Units	RL	MDL	Dilution Factor	Column
Polychlorinated Biphenyls by GC - Westborough Lab							
Aroclor 1016	ND		ug/kg	36.2	3.22	1	A
Aroclor 1221	ND		ug/kg	36.2	3.63	1	A
Aroclor 1232	ND		ug/kg	36.2	7.68	1	A
Aroclor 1242	ND		ug/kg	36.2	4.88	1	A
Aroclor 1248	67.7		ug/kg	36.2	5.43	1	A
Aroclor 1254	ND		ug/kg	36.2	3.96	1	A
Aroclor 1260	ND		ug/kg	36.2	6.69	1	A
Aroclor 1262	ND		ug/kg	36.2	4.60	1	A
Aroclor 1268	ND		ug/kg	36.2	3.75	1	A
PCBs, Total	67.7		ug/kg	36.2	3.22	1	A

Surrogate	% Recovery	Qualifier	Acceptance Criteria	Column
2,4,5,6-Tetrachloro-m-xylene	51		30-150	A
Decachlorobiphenyl	58		30-150	A
2,4,5,6-Tetrachloro-m-xylene	53		30-150	B
Decachlorobiphenyl	60		30-150	B

Project Name: AMPHENOL SUB SLAB SOILS **Lab Number:** L1923970

Project Number: 1153.010.001 **Report Date:** 06/07/19

SAMPLE RESULTS

Lab ID:	L1923970-26	D	Date Collected:	06/05/19 15:05
Client ID:	W9 060519		Date Received:	06/05/19
Sample Location:	SIDNEY, NY		Field Prep:	Not Specified
Sample Depth:				
Matrix:	Soil		Extraction Method:	EPA 3546
Analytical Method:	1,8082A		Extraction Date:	06/06/19 04:11
Analytical Date:	06/06/19 17:57		Cleanup Method:	EPA 3665A
Analyst:	JM		Cleanup Date:	06/06/19
Percent Solids:	94%		Cleanup Method:	EPA 3660B
			Cleanup Date:	06/06/19

Parameter	Result	Qualifier	Units	RL	MDL	Dilution Factor	Column
Polychlorinated Biphenyls by GC - Westborough Lab							
Aroclor 1016	ND		ug/kg	705	62.6	20	A
Aroclor 1221	ND		ug/kg	705	70.7	20	A
Aroclor 1232	ND		ug/kg	705	150.	20	A
Aroclor 1242	ND		ug/kg	705	95.1	20	A
Aroclor 1248	4200		ug/kg	705	106.	20	B
Aroclor 1254	ND		ug/kg	705	77.2	20	A
Aroclor 1260	ND		ug/kg	705	130.	20	A
Aroclor 1262	ND		ug/kg	705	89.6	20	A
Aroclor 1268	ND		ug/kg	705	73.1	20	A
PCBs, Total	4200		ug/kg	705	62.6	20	B

Surrogate	% Recovery	Qualifier	Acceptance Criteria	Column
2,4,5,6-Tetrachloro-m-xylene	**0**	Q	30-150	A
Decachlorobiphenyl	**0**	Q	30-150	A
2,4,5,6-Tetrachloro-m-xylene	**0**	Q	30-150	B
Decachlorobiphenyl	**0**	Q	30-150	B

Project Name: AMPHENOL SUB SLAB SOILS **Lab Number:** L1923970

Project Number: 1153.010.001 **Report Date:** 06/07/19

SAMPLE RESULTS

Lab ID: L1923970-27 D
Client ID: W10 060519
Sample Location: SIDNEY, NY

Date Collected: 06/05/19 15:08
Date Received: 06/05/19
Field Prep: Not Specified

Sample Depth:
Matrix: Soil
Analytical Method: 1,8082A
Analytical Date: 06/06/19 18:10
Analyst: JM
Percent Solids: 82%

Extraction Method: EPA 3546
Extraction Date: 06/06/19 04:11
Cleanup Method: EPA 3665A
Cleanup Date: 06/06/19
Cleanup Method: EPA 3660B
Cleanup Date: 06/06/19

Parameter	Result	Qualifier	Units	RL	MDL	Dilution Factor	Column
Polychlorinated Biphenyls by GC - Westborough Lab							
Aroclor 1016	ND		ug/kg	39000	3470	1000	A
Aroclor 1221	ND		ug/kg	39000	3910	1000	A
Aroclor 1232	ND		ug/kg	39000	8280	1000	A
Aroclor 1242	ND		ug/kg	39000	5260	1000	A
Aroclor 1248	276000		ug/kg	39000	5860	1000	B
Aroclor 1254	ND		ug/kg	39000	4270	1000	A
Aroclor 1260	ND		ug/kg	39000	7220	1000	A
Aroclor 1262	ND		ug/kg	39000	4960	1000	A
Aroclor 1268	ND		ug/kg	39000	4040	1000	A
PCBs, Total	276000		ug/kg	39000	3470	1000	B

Surrogate	% Recovery	Qualifier	Acceptance Criteria	Column
2,4,5,6-Tetrachloro-m-xylene	**0**	Q	30-150	A
Decachlorobiphenyl	**0**	Q	30-150	A
2,4,5,6-Tetrachloro-m-xylene	**0**	Q	30-150	B
Decachlorobiphenyl	**0**	Q	30-150	B

Project Name: AMPHENOL SUB SLAB SOILS
Project Number: 1153.010.001
Lab Number: L1923970
Report Date: 06/07/19

SAMPLE RESULTS

Lab ID: L1923970-28
Client ID: W11 060519
Sample Location: SIDNEY, NY

Date Collected: 06/05/19 15:21
Date Received: 06/05/19
Field Prep: Not Specified

Sample Depth:
Matrix: Soil
Analytical Method: 1,8082A
Analytical Date: 06/06/19 17:44
Analyst: JM
Percent Solids: 94%

Extraction Method: EPA 3546
Extraction Date: 06/06/19 04:11
Cleanup Method: EPA 3665A
Cleanup Date: 06/06/19
Cleanup Method: EPA 3660B
Cleanup Date: 06/06/19

Parameter	Result	Qualifier	Units	RL	MDL	Dilution Factor	Column
Polychlorinated Biphenyls by GC - Westborough Lab							
Aroclor 1016	ND		ug/kg	33.7	2.99	1	A
Aroclor 1221	ND		ug/kg	33.7	3.37	1	A
Aroclor 1232	ND		ug/kg	33.7	7.14	1	A
Aroclor 1242	ND		ug/kg	33.7	4.54	1	A
Aroclor 1248	115		ug/kg	33.7	5.05	1	B
Aroclor 1254	ND		ug/kg	33.7	3.68	1	A
Aroclor 1260	ND		ug/kg	33.7	6.22	1	A
Aroclor 1262	ND		ug/kg	33.7	4.27	1	A
Aroclor 1268	ND		ug/kg	33.7	3.49	1	A
PCBs, Total	115		ug/kg	33.7	2.99	1	B

Surrogate	% Recovery	Qualifier	Acceptance Criteria	Column
2,4,5,6-Tetrachloro-m-xylene	71		30-150	A
Decachlorobiphenyl	87		30-150	A
2,4,5,6-Tetrachloro-m-xylene	75		30-150	B
Decachlorobiphenyl	93		30-150	B

Project Name: AMPHENOL SUB SLAB SOILS **Lab Number:** L1923970

Project Number: 1153.010.001 **Report Date:** 06/07/19

SAMPLE RESULTS

Lab ID: L1923970-29 D
Client ID: W12 060519
Sample Location: SIDNEY, NY

Sample Depth:
Matrix: Soil
Analytical Method: 1,8082A
Analytical Date: 06/06/19 19:15
Analyst: HT
Percent Solids: 89%

Date Collected: 06/05/19 15:15
Date Received: 06/05/19
Field Prep: Not Specified

Extraction Method: EPA 3546
Extraction Date: 06/06/19 04:11
Cleanup Method: EPA 3665A
Cleanup Date: 06/06/19
Cleanup Method: EPA 3660B
Cleanup Date: 06/06/19

Parameter	Result	Qualifier	Units	RL	MDL	Dilution Factor	Column
Polychlorinated Biphenyls by GC - Westborough Lab							
Aroclor 1016	ND		ug/kg	184	16.4	5	A
Aroclor 1221	ND		ug/kg	184	18.5	5	A
Aroclor 1232	ND		ug/kg	184	39.1	5	A
Aroclor 1242	ND		ug/kg	184	24.8	5	A
Aroclor 1248	1520		ug/kg	184	27.6	5	B
Aroclor 1254	ND		ug/kg	184	20.2	5	A
Aroclor 1260	ND		ug/kg	184	34.1	5	A
Aroclor 1262	ND		ug/kg	184	23.4	5	A
Aroclor 1268	ND		ug/kg	184	19.1	5	A
PCBs, Total	1520		ug/kg	184	16.4	5	B

Surrogate	% Recovery	Qualifier	Acceptance Criteria	Column
2,4,5,6-Tetrachloro-m-xylene	72		30-150	A
Decachlorobiphenyl	96		30-150	A
2,4,5,6-Tetrachloro-m-xylene	71		30-150	B
Decachlorobiphenyl	95		30-150	B

Project Name: AMPHENOL SUB SLAB SOILS **Lab Number:** L1923970

Project Number: 1153.010.001 **Report Date:** 06/07/19

SAMPLE RESULTS

Lab ID: L1923970-30 D
Client ID: W13 060519
Sample Location: SIDNEY, NY

Sample Depth:
Matrix: Soil
Analytical Method: 1,8082A
Analytical Date: 06/06/19 19:28
Analyst: HT
Percent Solids: 83%

Date Collected: 06/05/19 15:30
Date Received: 06/05/19
Field Prep: Not Specified

Extraction Method: EPA 3546
Extraction Date: 06/06/19 04:11
Cleanup Method: EPA 3665A
Cleanup Date: 06/06/19
Cleanup Method: EPA 3660B
Cleanup Date: 06/06/19

Parameter	Result	Qualifier	Units	RL	MDL	Dilution Factor	Column
Polychlorinated Biphenyls by GC - Westborough Lab							
Aroclor 1016	ND		ug/kg	76.6	6.80	2	A
Aroclor 1221	ND		ug/kg	76.6	7.67	2	A
Aroclor 1232	ND		ug/kg	76.6	16.2	2	A
Aroclor 1242	ND		ug/kg	76.6	10.3	2	A
Aroclor 1248	688		ug/kg	76.6	11.5	2	B
Aroclor 1254	ND		ug/kg	76.6	8.37	2	A
Aroclor 1260	ND		ug/kg	76.6	14.1	2	A
Aroclor 1262	ND		ug/kg	76.6	9.72	2	A
Aroclor 1268	ND		ug/kg	76.6	7.93	2	A
PCBs, Total	688		ug/kg	76.6	6.80	2	B

Surrogate	% Recovery	Qualifier	Acceptance Criteria	Column
2,4,5,6-Tetrachloro-m-xylene	69		30-150	A
Decachlorobiphenyl	79		30-150	A
2,4,5,6-Tetrachloro-m-xylene	69		30-150	B
Decachlorobiphenyl	80		30-150	B

Project Name: AMPHENOL SUB SLAB SOILS
Project Number: 1153.010.001
Lab Number: L1923970
Report Date: 06/07/19

SAMPLE RESULTS

Lab ID: L1923970-31
Client ID: W14 060519
Sample Location: SIDNEY, NY

Sample Depth:
Matrix: Soil
Analytical Method: 1,8082A
Analytical Date: 06/06/19 16:38
Analyst: AWS
Percent Solids: 91%

Date Collected: 06/05/19 13:38
Date Received: 06/05/19
Field Prep: Not Specified

Extraction Method: EPA 3546
Extraction Date: 06/06/19 04:11
Cleanup Method: EPA 3665A
Cleanup Date: 06/06/19
Cleanup Method: EPA 3660B
Cleanup Date: 06/06/19

Parameter	Result	Qualifier	Units	RL	MDL	Dilution Factor	Column
Polychlorinated Biphenyls by GC - Westborough Lab							
Aroclor 1016	ND		ug/kg	36.0	3.20	1	A
Aroclor 1221	ND		ug/kg	36.0	3.61	1	A
Aroclor 1232	ND		ug/kg	36.0	7.63	1	A
Aroclor 1242	ND		ug/kg	36.0	4.85	1	A
Aroclor 1248	73.0		ug/kg	36.0	5.40	1	A
Aroclor 1254	ND		ug/kg	36.0	3.94	1	A
Aroclor 1260	ND		ug/kg	36.0	6.65	1	A
Aroclor 1262	ND		ug/kg	36.0	4.57	1	A
Aroclor 1268	ND		ug/kg	36.0	3.73	1	A
PCBs, Total	73.0		ug/kg	36.0	3.20	1	A

Surrogate	% Recovery	Qualifier	Acceptance Criteria	Column
2,4,5,6-Tetrachloro-m-xylene	46		30-150	A
Decachlorobiphenyl	40		30-150	A
2,4,5,6-Tetrachloro-m-xylene	46		30-150	B
Decachlorobiphenyl	42		30-150	B

Project Name: AMPHENOL SUB SLAB SOILS
Project Number: 1153.010.001
Lab Number: L1923970
Report Date: 06/07/19

SAMPLE RESULTS

Lab ID: L1923970-32
Client ID: W15 060519
Sample Location: SIDNEY, NY

Sample Depth:
Matrix: Soil
Analytical Method: 1,8082A
Analytical Date: 06/06/19 18:36
Analyst: JM
Percent Solids: 93%

Date Collected: 06/05/19 15:40
Date Received: 06/05/19
Field Prep: Not Specified

Extraction Method: EPA 3546
Extraction Date: 06/06/19 04:11
Cleanup Method: EPA 3665A
Cleanup Date: 06/06/19
Cleanup Method: EPA 3660B
Cleanup Date: 06/06/19

Parameter	Result	Qualifier	Units	RL	MDL	Dilution Factor	Column
Polychlorinated Biphenyls by GC - Westborough Lab							
Aroclor 1016	ND		ug/kg	33.7	2.99	1	A
Aroclor 1221	ND		ug/kg	33.7	3.38	1	A
Aroclor 1232	ND		ug/kg	33.7	7.15	1	A
Aroclor 1242	ND		ug/kg	33.7	4.54	1	A
Aroclor 1248	68.1		ug/kg	33.7	5.06	1	B
Aroclor 1254	ND		ug/kg	33.7	3.69	1	A
Aroclor 1260	ND		ug/kg	33.7	6.23	1	A
Aroclor 1262	ND		ug/kg	33.7	4.28	1	A
Aroclor 1268	ND		ug/kg	33.7	3.49	1	A
PCBs, Total	68.1		ug/kg	33.7	2.99	1	B

Surrogate	% Recovery	Qualifier	Acceptance Criteria	Column
2,4,5,6-Tetrachloro-m-xylene	69		30-150	A
Decachlorobiphenyl	86		30-150	A
2,4,5,6-Tetrachloro-m-xylene	74		30-150	B
Decachlorobiphenyl	91		30-150	B

Project Name: AMPHENOL SUB SLAB SOILS **Lab Number:** L1923970

Project Number: 1153.010.001 **Report Date:** 06/07/19

SAMPLE RESULTS

Lab ID: L1923970-33 D
Client ID: W16 060519
Sample Location: SIDNEY, NY

Sample Depth:
Matrix: Soil
Analytical Method: 1,8082A
Analytical Date: 06/06/19 20:48
Analyst: HT
Percent Solids: 91%

Date Collected: 06/05/19 15:42
Date Received: 06/05/19
Field Prep: Not Specified

Extraction Method: EPA 3546
Extraction Date: 06/06/19 04:11
Cleanup Method: EPA 3665A
Cleanup Date: 06/06/19
Cleanup Method: EPA 3660B
Cleanup Date: 06/06/19

Parameter	Result	Qualifier	Units	RL	MDL	Dilution Factor	Column
Polychlorinated Biphenyls by GC - Westborough Lab							
Aroclor 1016	ND		ug/kg	707000	62800	20000	A
Aroclor 1221	ND		ug/kg	707000	70800	20000	A
Aroclor 1232	ND		ug/kg	707000	150000	20000	A
Aroclor 1242	ND		ug/kg	707000	95300	20000	A
Aroclor 1248	3860000		ug/kg	707000	106000	20000	A
Aroclor 1254	ND		ug/kg	707000	77300	20000	A
Aroclor 1260	ND		ug/kg	707000	131000	20000	A
Aroclor 1262	ND		ug/kg	707000	89800	20000	A
Aroclor 1268	ND		ug/kg	707000	73200	20000	A
PCBs, Total	3860000		ug/kg	707000	62800	20000	A

Surrogate	% Recovery	Qualifier	Acceptance Criteria	Column
2,4,5,6-Tetrachloro-m-xylene	**0**	Q	30-150	A
Decachlorobiphenyl	**0**	Q	30-150	A
2,4,5,6-Tetrachloro-m-xylene	**0**	Q	30-150	B
Decachlorobiphenyl	**0**	Q	30-150	B

Project Name: AMPHENOL SUB SLAB SOILS
Project Number: 1153.010.001
Lab Number: L1923970
Report Date: 06/07/19

SAMPLE RESULTS

Lab ID: L1923970-34
Client ID: W17 060519
Sample Location: SIDNEY, NY

Sample Depth:
Matrix: Soil
Analytical Method: 1,8082A
Analytical Date: 06/06/19 18:49
Analyst: JM
Percent Solids: 90%

Date Collected: 06/05/19 15:50
Date Received: 06/05/19
Field Prep: Not Specified

Extraction Method: EPA 3546
Extraction Date: 06/06/19 04:11
Cleanup Method: EPA 3665A
Cleanup Date: 06/06/19
Cleanup Method: EPA 3660B
Cleanup Date: 06/06/19

Parameter	Result	Qualifier	Units	RL	MDL	Dilution Factor	Column
Polychlorinated Biphenyls by GC - Westborough Lab							
Aroclor 1016	ND		ug/kg	35.4	3.15	1	A
Aroclor 1221	ND		ug/kg	35.4	3.55	1	A
Aroclor 1232	ND		ug/kg	35.4	7.51	1	A
Aroclor 1242	ND		ug/kg	35.4	4.78	1	A
Aroclor 1248	167		ug/kg	35.4	5.32	1	B
Aroclor 1254	ND		ug/kg	35.4	3.88	1	A
Aroclor 1260	ND		ug/kg	35.4	6.55	1	A
Aroclor 1262	ND		ug/kg	35.4	4.50	1	A
Aroclor 1268	ND		ug/kg	35.4	3.67	1	A
PCBs, Total	167		ug/kg	35.4	3.15	1	B

Surrogate	% Recovery	Qualifier	Acceptance Criteria	Column
2,4,5,6-Tetrachloro-m-xylene	60		30-150	A
Decachlorobiphenyl	70		30-150	A
2,4,5,6-Tetrachloro-m-xylene	64		30-150	B
Decachlorobiphenyl	73		30-150	B

Project Name: AMPHENOL SUB SLAB SOILS **Lab Number:** L1923970

Project Number: 1153.010.001 **Report Date:** 06/07/19

SAMPLE RESULTS

Lab ID: L1923970-35 D
Client ID: W18 060519
Sample Location: SIDNEY, NY

Sample Depth:
Matrix: Soil
Analytical Method: 1,8082A
Analytical Date: 06/06/19 18:23
Analyst: JM
Percent Solids: 30%

Date Collected: 06/05/19 15:52
Date Received: 06/05/19
Field Prep: Not Specified

Extraction Method: EPA 3546
Extraction Date: 06/06/19 04:11
Cleanup Method: EPA 3665A
Cleanup Date: 06/06/19
Cleanup Method: EPA 3660B
Cleanup Date: 06/06/19

Parameter	Result	Qualifier	Units	RL	MDL	Dilution Factor	Column
Polychlorinated Biphenyls by GC - Westborough Lab							
Aroclor 1016	ND		ug/kg	1060	94.1	10	A
Aroclor 1221	ND		ug/kg	1060	106.	10	A
Aroclor 1232	ND		ug/kg	1060	224.	10	A
Aroclor 1242	ND		ug/kg	1060	143.	10	A
Aroclor 1248	4820		ug/kg	1060	159.	10	B
Aroclor 1254	ND		ug/kg	1060	116.	10	A
Aroclor 1260	ND		ug/kg	1060	196.	10	A
Aroclor 1262	ND		ug/kg	1060	134.	10	A
Aroclor 1268	ND		ug/kg	1060	110.	10	A
PCBs, Total	4820		ug/kg	1060	94.1	10	B

Surrogate	% Recovery	Qualifier	Acceptance Criteria	Column
2,4,5,6-Tetrachloro-m-xylene	**0**	Q	30-150	A
Decachlorobiphenyl	**0**	Q	30-150	A
2,4,5,6-Tetrachloro-m-xylene	**0**	Q	30-150	B
Decachlorobiphenyl	**0**	Q	30-150	B

Project Name: AMPHENOL SUB SLAB SOILS
Project Number: 1153.010.001
Lab Number: L1923970
Report Date: 06/07/19

SAMPLE RESULTS

Lab ID: L1923970-36
Client ID: W19 060519
Sample Location: SIDNEY, NY

Sample Depth:
Matrix: Soil
Analytical Method: 1,8082A
Analytical Date: 06/06/19 19:02
Analyst: JM
Percent Solids: 89%

Date Collected: 06/05/19 15:54
Date Received: 06/05/19
Field Prep: Not Specified

Extraction Method: EPA 3546
Extraction Date: 06/06/19 04:11
Cleanup Method: EPA 3665A
Cleanup Date: 06/06/19
Cleanup Method: EPA 3660B
Cleanup Date: 06/06/19

Parameter	Result	Qualifier	Units	RL	MDL	Dilution Factor	Column
Polychlorinated Biphenyls by GC - Westborough Lab							
Aroclor 1016	ND		ug/kg	36.9	3.27	1	A
Aroclor 1221	ND		ug/kg	36.9	3.70	1	A
Aroclor 1232	ND		ug/kg	36.9	7.82	1	A
Aroclor 1242	ND		ug/kg	36.9	4.97	1	A
Aroclor 1248	93.9		ug/kg	36.9	5.53	1	B
Aroclor 1254	ND		ug/kg	36.9	4.03	1	A
Aroclor 1260	ND		ug/kg	36.9	6.81	1	A
Aroclor 1262	ND		ug/kg	36.9	4.68	1	A
Aroclor 1268	ND		ug/kg	36.9	3.82	1	A
PCBs, Total	93.9		ug/kg	36.9	3.27	1	B

Surrogate	% Recovery	Qualifier	Acceptance Criteria	Column
2,4,5,6-Tetrachloro-m-xylene	68		30-150	A
Decachlorobiphenyl	87		30-150	A
2,4,5,6-Tetrachloro-m-xylene	75		30-150	B
Decachlorobiphenyl	94		30-150	B

Project Name: AMPHENOL SUB SLAB SOILS **Lab Number:** L1923970

Project Number: 1153.010.001 **Report Date:** 06/07/19

SAMPLE RESULTS

Lab ID: L1923970-37 D
Client ID: DUPE 2
Sample Location: SIDNEY, NY

Sample Depth:
Matrix: Soil
Analytical Method: 1,8082A
Analytical Date: 06/06/19 19:40
Analyst: HT
Percent Solids: 94%

Date Collected: 06/05/19 00:00
Date Received: 06/05/19
Field Prep: Not Specified

Extraction Method: EPA 3546
Extraction Date: 06/06/19 04:11
Cleanup Method: EPA 3665A
Cleanup Date: 06/06/19
Cleanup Method: EPA 3660B
Cleanup Date: 06/06/19

Parameter	Result	Qualifier	Units	RL	MDL	Dilution Factor	Column
Polychlorinated Biphenyls by GC - Westborough Lab							
Aroclor 1016	ND		ug/kg	175	15.5	5	A
Aroclor 1221	ND		ug/kg	175	17.5	5	A
Aroclor 1232	ND		ug/kg	175	37.0	5	A
Aroclor 1242	ND		ug/kg	175	23.5	5	A
Aroclor 1248	955		ug/kg	175	26.2	5	B
Aroclor 1254	ND		ug/kg	175	19.1	5	A
Aroclor 1260	ND		ug/kg	175	32.3	5	A
Aroclor 1262	ND		ug/kg	175	22.2	5	A
Aroclor 1268	ND		ug/kg	175	18.1	5	A
PCBs, Total	955		ug/kg	175	15.5	5	B

Surrogate	% Recovery	Qualifier	Acceptance Criteria	Column
2,4,5,6-Tetrachloro-m-xylene	87		30-150	A
Decachlorobiphenyl	112		30-150	A
2,4,5,6-Tetrachloro-m-xylene	87		30-150	B
Decachlorobiphenyl	110		30-150	B

Project Name: AMPHENOL SUB SLAB SOILS
Project Number: 1153.010.001

Lab Number: L1923970
Report Date: 06/07/19

Method Blank Analysis
Batch Quality Control

Analytical Method: 1,8082A
Analytical Date: 06/06/19 11:22
Analyst: WR

Extraction Method: EPA 3546
Extraction Date: 06/06/19 03:31
Cleanup Method: EPA 3665A
Cleanup Date: 06/06/19
Cleanup Method: EPA 3660B
Cleanup Date: 06/06/19

Parameter	Result	Qualifier	Units	RL	MDL	Column
Polychlorinated Biphenyls by GC - Westborough Lab for sample(s): 01-17,19-20 Batch: WG1245111-1						
Aroclor 1016	ND		ug/kg	31.9	2.84	A
Aroclor 1221	ND		ug/kg	31.9	3.20	A
Aroclor 1232	ND		ug/kg	31.9	6.77	A
Aroclor 1242	ND		ug/kg	31.9	4.30	A
Aroclor 1254	ND		ug/kg	31.9	3.49	A
Aroclor 1260	ND		ug/kg	31.9	5.90	A
Aroclor 1262	ND		ug/kg	31.9	4.05	A
Aroclor 1268	ND		ug/kg	31.9	3.31	A
Aroclor 1248	6.30	J	ug/kg	31.9	4.79	B
PCBs, Total	6.30	J	ug/kg	31.9	2.84	B

Surrogate	%Recovery	Qualifier	Acceptance Criteria	Column
2,4,5,6-Tetrachloro-m-xylene	67		30-150	A
Decachlorobiphenyl	44		30-150	A
2,4,5,6-Tetrachloro-m-xylene	67		30-150	B
Decachlorobiphenyl	50		30-150	B

Project Name: AMPHENOL SUB SLAB SOILS
Project Number: 1153.010.001

Lab Number: L1923970
Report Date: 06/07/19

Method Blank Analysis
Batch Quality Control

Analytical Method: 1,8082A
Analytical Date: 06/06/19 14:40
Analyst: WR

Extraction Method: EPA 3546
Extraction Date: 06/06/19 04:11
Cleanup Method: EPA 3665A
Cleanup Date: 06/06/19
Cleanup Method: EPA 3660B
Cleanup Date: 06/06/19

Parameter	Result	Qualifier	Units	RL	MDL	Column
Polychlorinated Biphenyls by GC - Westborough Lab for sample(s): 21-37 Batch: WG1245118-1						
Aroclor 1016	ND		ug/kg	32.4	2.88	A
Aroclor 1221	ND		ug/kg	32.4	3.24	A
Aroclor 1232	ND		ug/kg	32.4	6.86	A
Aroclor 1242	ND		ug/kg	32.4	4.36	A
Aroclor 1248	ND		ug/kg	32.4	4.86	A
Aroclor 1254	ND		ug/kg	32.4	3.54	A
Aroclor 1260	ND		ug/kg	32.4	5.98	A
Aroclor 1262	ND		ug/kg	32.4	4.11	A
Aroclor 1268	ND		ug/kg	32.4	3.35	A
PCBs, Total	ND		ug/kg	32.4	2.88	A

Surrogate	%Recovery	Qualifier	Acceptance Criteria	Column
2,4,5,6-Tetrachloro-m-xylene	70		30-150	A
Decachlorobiphenyl	79		30-150	A
2,4,5,6-Tetrachloro-m-xylene	72		30-150	B
Decachlorobiphenyl	86		30-150	B

Project Name: AMPHENOL SUB SLAB SOILS
Project Number: 1153.010.001

Lab Number: L1923970
Report Date: 06/07/19

Method Blank Analysis
Batch Quality Control

Analytical Method: 1,8082A
Analytical Date: 06/07/19 12:06
Analyst: WR

Extraction Method: EPA 3546
Extraction Date: 06/06/19 18:33
Cleanup Method: EPA 3665A
Cleanup Date: 06/07/19
Cleanup Method: EPA 3660B
Cleanup Date: 06/07/19

Parameter	Result	Qualifier	Units	RL	MDL	Column
Polychlorinated Biphenyls by GC - Westborough Lab for sample(s): 18 Batch: WG1245486-1						
Aroclor 1016	ND		ug/kg	86.2	7.66	A
Aroclor 1221	ND		ug/kg	86.2	8.64	A
Aroclor 1232	ND		ug/kg	86.2	18.3	A
Aroclor 1242	ND		ug/kg	86.2	11.6	A
Aroclor 1248	ND		ug/kg	86.2	12.9	A
Aroclor 1254	ND		ug/kg	86.2	9.43	A
Aroclor 1260	ND		ug/kg	86.2	15.9	A
Aroclor 1262	ND		ug/kg	86.2	10.9	A
Aroclor 1268	ND		ug/kg	86.2	8.93	A
PCBs, Total	ND		ug/kg	86.2	7.66	A

Surrogate	%Recovery	Qualifier	Acceptance Criteria	Column
2,4,5,6-Tetrachloro-m-xylene	65		30-150	A
Decachlorobiphenyl	65		30-150	A
2,4,5,6-Tetrachloro-m-xylene	75		30-150	B
Decachlorobiphenyl	76		30-150	B

Lab Control Sample Analysis

Batch Quality Control

Project Name: AMPHENOL SUB SLAB SOILS

Project Number: 1153.010.001

Lab Number: L1923970

Report Date: 06/07/19

Parameter	LCS %Recovery	Qual	LCSD %Recovery	Qual	%Recovery Limits	RPD	Qual	RPD Limits	Column
Polychlorinated Biphenyls by GC - Westborough Lab Associated sample(s): 01-17,19-20 Batch: WG1245111-2 WG1245111-3									
Aroclor 1016	70		68		40-140	3		50	A
Aroclor 1260	50		48		40-140	4		50	A

Surrogate	LCS %Recovery	Qual	LCSD %Recovery	Qual	Acceptance Criteria	Column
2,4,5,6-Tetrachloro-m-xylene	66		66		30-150	A
Decachlorobiphenyl	48		43		30-150	A
2,4,5,6-Tetrachloro-m-xylene	63		64		30-150	B
Decachlorobiphenyl	52		50		30-150	B

Lab Control Sample Analysis

Batch Quality Control

Project Name: AMPHENOL SUB SLAB SOILS

Project Number: 1153.010.001

Lab Number: L1923970

Report Date: 06/07/19

Parameter	LCS %Recovery	Qual	LCSD %Recovery	Qual	%Recovery Limits	RPD	Qual	RPD Limits	Column
Polychlorinated Biphenyls by GC - Westborough Lab Associated sample(s): 21-37 Batch: WG1245118-2 WG1245118-3									
Aroclor 1016	70		79		40-140	12		50	A
Aroclor 1260	72		84		40-140	15		50	A

Surrogate	LCS %Recovery	Qual	LCSD %Recovery	Qual	Acceptance Criteria	Column
2,4,5,6-Tetrachloro-m-xylene	69		76		30-150	A
Decachlorobiphenyl	77		84		30-150	A
2,4,5,6-Tetrachloro-m-xylene	68		76		30-150	B
Decachlorobiphenyl	83		91		30-150	B

Lab Control Sample Analysis
Batch Quality Control

Project Name: AMPHENOL SUB SLAB SOILS
Project Number: 1153.010.001
Lab Number: L1923970
Report Date: 06/07/19

Parameter	LCS %Recovery	Qual	LCSD %Recovery	Qual	%Recovery Limits	RPD	Qual	RPD Limits	Column
Polychlorinated Biphenyls by GC - Westborough Lab Associated sample(s): 18 Batch: WG1245486-2 WG1245486-3									
Aroclor 1016	70		74		40-140	6		50	A
Aroclor 1260	62		66		40-140	6		50	A

Surrogate	LCS %Recovery	Qual	LCSD %Recovery	Qual	Acceptance Criteria	Column
2,4,5,6-Tetrachloro-m-xylene	70		77		30-150	A
Decachlorobiphenyl	68		74		30-150	A
2,4,5,6-Tetrachloro-m-xylene	77		84		30-150	B
Decachlorobiphenyl	73		86		30-150	B

Matrix Spike Analysis

Batch Quality Control

Project Name: AMPHENOL SUB SLAB SOILS

Project Number: 1153.010.001

Lab Number: L1923970

Report Date: 06/07/19

Parameter	Native Sample	MS Added	MS Found	MS %Recovery	Qual	MSD Found	MSD %Recovery	Qual	Recovery Limits	RPD	Qual	RPD Limits	Column
Polychlorinated Biphenyls by GC - Westborough Lab Associated sample(s): 21-37 QC Batch ID: WG1245118-4 WG1245118-5 QC Sample: L1923970-25 Client ID: W8 060519													
Aroclor 1016	ND	216	173	80		214	98		40-140	21		50	A
Aroclor 1260	ND	216	116	54		162	74		40-140	33		50	A

Surrogate	MS % Recovery	MS Qualifier	MSD % Recovery	MSD Qualifier	Acceptance Criteria	Column
2,4,5,6-Tetrachloro-m-xylene	51		66		30-150	A
Decachlorobiphenyl	51		75		30-150	A
2,4,5,6-Tetrachloro-m-xylene	53		69		30-150	B
Decachlorobiphenyl	54		81		30-150	B

INORGANICS
&
MISCELLANEOUS

Project Name: AMPHENOL SUB SLAB SOILS
Project Number: 1153.010.001

Lab Number: L1923970
Report Date: 06/07/19

SAMPLE RESULTS

Lab ID: L1923970-01
Client ID: B1 24-26 060519
Sample Location: SIDNEY, NY

Date Collected: 06/05/19 10:42
Date Received: 06/05/19
Field Prep: Not Specified

Sample Depth:
Matrix: Soil

Parameter	Result	Qualifier	Units	RL	MDL	Dilution Factor	Date Prepared	Date Analyzed	Analytical Method	Analyst
General Chemistry - Westborough Lab										
Solids, Total	95.3		%	0.100	NA	1	-	06/06/19 03:26	121,2540G	YA

Project Name: AMPHENOL SUB SLAB SOILS
Project Number: 1153.010.001

Lab Number: L1923970
Report Date: 06/07/19

SAMPLE RESULTS

Lab ID: L1923970-02
Client ID: B2 24-26 060519
Sample Location: SIDNEY, NY

Date Collected: 06/05/19 11:00
Date Received: 06/05/19
Field Prep: Not Specified

Sample Depth:
Matrix: Soil

Parameter	Result	Qualifier	Units	RL	MDL	Dilution Factor	Date Prepared	Date Analyzed	Analytical Method	Analyst
General Chemistry - Westborough Lab										
Solids, Total	95.3		%	0.100	NA	1	-	06/06/19 03:26	121,2540G	YA

Project Name: AMPHENOL SUB SLAB SOILS
Project Number: 1153.010.001

Lab Number: L1923970
Report Date: 06/07/19

SAMPLE RESULTS

Lab ID: L1923970-03
Client ID: B3 24-26 060519
Sample Location: SIDNEY, NY

Date Collected: 06/05/19 11:10
Date Received: 06/05/19
Field Prep: Not Specified

Sample Depth:
Matrix: Soil

Parameter	Result	Qualifier	Units	RL	MDL	Dilution Factor	Date Prepared	Date Analyzed	Analytical Method	Analyst
General Chemistry - Westborough Lab										
Solids, Total	95.3		%	0.100	NA	1	-	06/06/19 03:26	121,2540G	YA

Project Name: AMPHENOL SUB SLAB SOILS
Project Number: 1153.010.001

Lab Number: L1923970
Report Date: 06/07/19

SAMPLE RESULTS

Lab ID: L1923970-04
Client ID: B4 24-26 060519
Sample Location: SIDNEY, NY

Date Collected: 06/05/19 11:20
Date Received: 06/05/19
Field Prep: Not Specified

Sample Depth:
Matrix: Soil

Parameter	Result	Qualifier	Units	RL	MDL	Dilution Factor	Date Prepared	Date Analyzed	Analytical Method	Analyst
General Chemistry - Westborough Lab										
Solids, Total	94.2		%	0.100	NA	1	-	06/06/19 03:26	121,2540G	YA

Project Name: AMPHENOL SUB SLAB SOILS
Project Number: 1153.010.001

Lab Number: L1923970
Report Date: 06/07/19

SAMPLE RESULTS

Lab ID: L1923970-05
Client ID: B5 24-26 060519
Sample Location: SIDNEY, NY

Date Collected: 06/05/19 11:29
Date Received: 06/05/19
Field Prep: Not Specified

Sample Depth:
Matrix: Soil

Parameter	Result	Qualifier	Units	RL	MDL	Dilution Factor	Date Prepared	Date Analyzed	Analytical Method	Analyst
General Chemistry - Westborough Lab										
Solids, Total	92.0		%	0.100	NA	1	-	06/06/19 03:26	121,2540G	YA

Project Name: AMPHENOL SUB SLAB SOILS
Project Number: 1153.010.001

Lab Number: L1923970
Report Date: 06/07/19

SAMPLE RESULTS

Lab ID: L1923970-06
Client ID: B6 24-26 060519
Sample Location: SIDNEY, NY

Date Collected: 06/05/19 11:39
Date Received: 06/05/19
Field Prep: Not Specified

Sample Depth:
Matrix: Soil

Parameter	Result	Qualifier	Units	RL	MDL	Dilution Factor	Date Prepared	Date Analyzed	Analytical Method	Analyst
General Chemistry - Westborough Lab										
Solids, Total	92.2		%	0.100	NA	1	-	06/06/19 03:26	121,2540G	YA

Project Name: AMPHENOL SUB SLAB SOILS
Project Number: 1153.010.001

Lab Number: L1923970
Report Date: 06/07/19

SAMPLE RESULTS

Lab ID: L1923970-07
Client ID: B7 24-26 060519
Sample Location: SIDNEY, NY

Date Collected: 06/05/19 11:54
Date Received: 06/05/19
Field Prep: Not Specified

Sample Depth:
Matrix: Soil

Parameter	Result	Qualifier	Units	RL	MDL	Dilution Factor	Date Prepared	Date Analyzed	Analytical Method	Analyst
General Chemistry - Westborough Lab										
Solids, Total	93.5		%	0.100	NA	1	-	06/06/19 03:26	121,2540G	YA

Project Name: AMPHENOL SUB SLAB SOILS
Project Number: 1153.010.001

Lab Number: L1923970
Report Date: 06/07/19

SAMPLE RESULTS

Lab ID: L1923970-08
Client ID: B8 24-26 060519
Sample Location: SIDNEY, NY

Date Collected: 06/05/19 12:10
Date Received: 06/05/19
Field Prep: Not Specified

Sample Depth:
Matrix: Soil

Parameter	Result	Qualifier	Units	RL	MDL	Dilution Factor	Date Prepared	Date Analyzed	Analytical Method	Analyst
General Chemistry - Westborough Lab										
Solids, Total	90.4		%	0.100	NA	1	-	06/06/19 03:26	121,2540G	YA

Project Name: AMPHENOL SUB SLAB SOILS
Project Number: 1153.010.001

Lab Number: L1923970
Report Date: 06/07/19

SAMPLE RESULTS

Lab ID: L1923970-09
Client ID: B9 24-26 060519
Sample Location: SIDNEY, NY

Date Collected: 06/05/19 12:22
Date Received: 06/05/19
Field Prep: Not Specified

Sample Depth:
Matrix: Soil

Parameter	Result	Qualifier	Units	RL	MDL	Dilution Factor	Date Prepared	Date Analyzed	Analytical Method	Analyst
General Chemistry - Westborough Lab										
Solids, Total	93.5		%	0.100	NA	1	-	06/06/19 03:26	121,2540G	YA

Project Name: AMPHENOL SUB SLAB SOILS
Project Number: 1153.010.001

Lab Number: L1923970
Report Date: 06/07/19

SAMPLE RESULTS

Lab ID: L1923970-10
Client ID: B10 24-26 060519
Sample Location: SIDNEY, NY

Date Collected: 06/05/19 12:45
Date Received: 06/05/19
Field Prep: Not Specified

Sample Depth:
Matrix: Soil

Parameter	Result	Qualifier	Units	RL	MDL	Dilution Factor	Date Prepared	Date Analyzed	Analytical Method	Analyst
General Chemistry - Westborough Lab										
Solids, Total	93.8		%	0.100	NA	1	-	06/06/19 03:26	121,2540G	YA

Project Name: AMPHENOL SUB SLAB SOILS
Project Number: 1153.010.001
Lab Number: L1923970
Report Date: 06/07/19

SAMPLE RESULTS

Lab ID: L1923970-11
Client ID: B11 12-14 060519
Sample Location: SIDNEY, NY

Date Collected: 06/05/19 12:59
Date Received: 06/05/19
Field Prep: Not Specified

Sample Depth:
Matrix: Soil

Parameter	Result	Qualifier	Units	RL	MDL	Dilution Factor	Date Prepared	Date Analyzed	Analytical Method	Analyst
General Chemistry - Westborough Lab										
Solids, Total	84.5		%	0.100	NA	1	-	06/06/19 03:26	121,2540G	YA

Project Name: AMPHENOL SUB SLAB SOILS
Project Number: 1153.010.001

Lab Number: L1923970
Report Date: 06/07/19

SAMPLE RESULTS

Lab ID: L1923970-12
Client ID: B12 12-14 060519
Sample Location: SIDNEY, NY

Date Collected: 06/05/19 13:15
Date Received: 06/05/19
Field Prep: Not Specified

Sample Depth:
Matrix: Soil

Parameter	Result	Qualifier	Units	RL	MDL	Dilution Factor	Date Prepared	Date Analyzed	Analytical Method	Analyst
General Chemistry - Westborough Lab										
Solids, Total	83.6		%	0.100	NA	1	-	06/06/19 03:26	121,2540G	YA

Project Name: AMPHENOL SUB SLAB SOILS
Project Number: 1153.010.001

Lab Number: L1923970
Report Date: 06/07/19

SAMPLE RESULTS

Lab ID: L1923970-13
Client ID: B13 12-14 060519
Sample Location: SIDNEY, NY

Date Collected: 06/05/19 13:23
Date Received: 06/05/19
Field Prep: Not Specified

Sample Depth:
Matrix: Soil

Parameter	Result	Qualifier	Units	RL	MDL	Dilution Factor	Date Prepared	Date Analyzed	Analytical Method	Analyst
General Chemistry - Westborough Lab										
Solids, Total	80.5		%	0.100	NA	1	-	06/06/19 03:26	121,2540G	YA

Project Name: AMPHENOL SUB SLAB SOILS
Project Number: 1153.010.001

Lab Number: L1923970
Report Date: 06/07/19

SAMPLE RESULTS

Lab ID: L1923970-14
Client ID: B14 12-14 060519
Sample Location: SIDNEY, NY

Date Collected: 06/05/19 13:40
Date Received: 06/05/19
Field Prep: Not Specified

Sample Depth:
Matrix: Soil

Parameter	Result	Qualifier	Units	RL	MDL	Dilution Factor	Date Prepared	Date Analyzed	Analytical Method	Analyst
General Chemistry - Westborough Lab										
Solids, Total	84.0		%	0.100	NA	1	-	06/06/19 03:26	121,2540G	YA

Project Name: AMPHENOL SUB SLAB SOILS
Project Number: 1153.010.001

Lab Number: L1923970
Report Date: 06/07/19

SAMPLE RESULTS

Lab ID: L1923970-15
Client ID: B15 12-14 060519
Sample Location: SIDNEY, NY

Date Collected: 06/05/19 14:05
Date Received: 06/05/19
Field Prep: Not Specified

Sample Depth:
Matrix: Soil

Parameter	Result	Qualifier	Units	RL	MDL	Dilution Factor	Date Prepared	Date Analyzed	Analytical Method	Analyst
General Chemistry - Westborough Lab										
Solids, Total	83.9		%	0.100	NA	1	-	06/06/19 03:26	121,2540G	YA

Project Name: AMPHENOL SUB SLAB SOILS
Project Number: 1153.010.001

Lab Number: L1923970
Report Date: 06/07/19

SAMPLE RESULTS

Lab ID: L1923970-16
Client ID: B16 12-14 060519
Sample Location: SIDNEY, NY

Date Collected: 06/05/19 14:29
Date Received: 06/05/19
Field Prep: Not Specified

Sample Depth:
Matrix: Soil

Parameter	Result	Qualifier	Units	RL	MDL	Dilution Factor	Date Prepared	Date Analyzed	Analytical Method	Analyst
General Chemistry - Westborough Lab										
Solids, Total	81.5		%	0.100	NA	1	-	06/06/19 03:26	121,2540G	YA

Project Name: AMPHENOL SUB SLAB SOILS
Project Number: 1153.010.001
Lab Number: L1923970
Report Date: 06/07/19

SAMPLE RESULTS

Lab ID: L1923970-17
Client ID: DUPE 1
Sample Location: SIDNEY, NY

Date Collected: 06/05/19 00:00
Date Received: 06/05/19
Field Prep: Not Specified

Sample Depth:
Matrix: Soil

Parameter	Result	Qualifier	Units	RL	MDL	Dilution Factor	Date Prepared	Date Analyzed	Analytical Method	Analyst
General Chemistry - Westborough Lab										
Solids, Total	95.4		%	0.100	NA	1	-	06/06/19 03:26	121,2540G	YA

Project Name: AMPHENOL SUB SLAB SOILS
Project Number: 1153.010.001

Lab Number: L1923970
Report Date: 06/07/19

SAMPLE RESULTS

Lab ID: L1923970-18
Client ID: W1 060519
Sample Location: SIDNEY, NY

Date Collected: 06/05/19 14:45
Date Received: 06/05/19
Field Prep: Not Specified

Sample Depth:
Matrix: Soil

Parameter	Result	Qualifier	Units	RL	MDL	Dilution Factor	Date Prepared	Date Analyzed	Analytical Method	Analyst
General Chemistry - Westborough Lab										
Solids, Total	93.1		%	0.100	NA	1	-	06/06/19 03:26	121,2540G	YA

Project Name: AMPHENOL SUB SLAB SOILS
Project Number: 1153.010.001

Lab Number: L1923970
Report Date: 06/07/19

SAMPLE RESULTS

Lab ID: L1923970-19
Client ID: W2 060519
Sample Location: SIDNEY, NY

Date Collected: 06/05/19 14:46
Date Received: 06/05/19
Field Prep: Not Specified

Sample Depth:
Matrix: Soil

Parameter	Result	Qualifier	Units	RL	MDL	Dilution Factor	Date Prepared	Date Analyzed	Analytical Method	Analyst
General Chemistry - Westborough Lab										
Solids, Total	95.4		%	0.100	NA	1	-	06/06/19 03:26	121,2540G	YA

Project Name: AMPHENOL SUB SLAB SOILS
Project Number: 1153.010.001

Lab Number: L1923970
Report Date: 06/07/19

SAMPLE RESULTS

Lab ID: L1923970-20
Client ID: W3 060519
Sample Location: SIDNEY, NY

Date Collected: 06/05/19 14:47
Date Received: 06/05/19
Field Prep: Not Specified

Sample Depth:
Matrix: Soil

Parameter	Result	Qualifier	Units	RL	MDL	Dilution Factor	Date Prepared	Date Analyzed	Analytical Method	Analyst
General Chemistry - Westborough Lab										
Solids, Total	94.9		%	0.100	NA	1	-	06/06/19 03:26	121,2540G	YA

Project Name: AMPHENOL SUB SLAB SOILS
Project Number: 1153.010.001

Lab Number: L1923970
Report Date: 06/07/19

SAMPLE RESULTS

Lab ID: L1923970-21
Client ID: W4 060519
Sample Location: SIDNEY, NY

Date Collected: 06/05/19 14:54
Date Received: 06/05/19
Field Prep: Not Specified

Sample Depth:
Matrix: Soil

Parameter	Result	Qualifier	Units	RL	MDL	Dilution Factor	Date Prepared	Date Analyzed	Analytical Method	Analyst
General Chemistry - Westborough Lab										
Solids, Total	92.5		%	0.100	NA	1	-	06/06/19 03:42	121,2540G	YA

Project Name: AMPHENOL SUB SLAB SOILS
Project Number: 1153.010.001

Lab Number: L1923970
Report Date: 06/07/19

SAMPLE RESULTS

Lab ID: L1923970-22
Client ID: W5 060519
Sample Location: SIDNEY, NY

Date Collected: 06/05/19 14:55
Date Received: 06/05/19
Field Prep: Not Specified

Sample Depth:
Matrix: Soil

Parameter	Result	Qualifier	Units	RL	MDL	Dilution Factor	Date Prepared	Date Analyzed	Analytical Method	Analyst
General Chemistry - Westborough Lab										
Solids, Total	94.1		%	0.100	NA	1	-	06/06/19 03:42	121,2540G	YA

Project Name: AMPHENOL SUB SLAB SOILS
Project Number: 1153.010.001

Lab Number: L1923970
Report Date: 06/07/19

SAMPLE RESULTS

Lab ID: L1923970-23
Client ID: W6 060519
Sample Location: SIDNEY, NY

Date Collected: 06/05/19 14:58
Date Received: 06/05/19
Field Prep: Not Specified

Sample Depth:
Matrix: Soil

Parameter	Result	Qualifier	Units	RL	MDL	Dilution Factor	Date Prepared	Date Analyzed	Analytical Method	Analyst
General Chemistry - Westborough Lab										
Solids, Total	91.2		%	0.100	NA	1	-	06/06/19 03:42	121,2540G	YA

Project Name: AMPHENOL SUB SLAB SOILS
Project Number: 1153.010.001

Lab Number: L1923970
Report Date: 06/07/19

SAMPLE RESULTS

Lab ID: L1923970-24
Client ID: W7 060519
Sample Location: SIDNEY, NY

Date Collected: 06/05/19 14:59
Date Received: 06/05/19
Field Prep: Not Specified

Sample Depth:
Matrix: Soil

Parameter	Result	Qualifier	Units	RL	MDL	Dilution Factor	Date Prepared	Date Analyzed	Analytical Method	Analyst
General Chemistry - Westborough Lab										
Solids, Total	91.0		%	0.100	NA	1	-	06/06/19 03:42	121,2540G	YA

Project Name: AMPHENOL SUB SLAB SOILS
Project Number: 1153.010.001

Lab Number: L1923970
Report Date: 06/07/19

SAMPLE RESULTS

Lab ID: L1923970-25
Client ID: W8 060519
Sample Location: SIDNEY, NY

Date Collected: 06/05/19 15:03
Date Received: 06/05/19
Field Prep: Not Specified

Sample Depth:
Matrix: Soil

Parameter	Result	Qualifier	Units	RL	MDL	Dilution Factor	Date Prepared	Date Analyzed	Analytical Method	Analyst
General Chemistry - Westborough Lab										
Solids, Total	91.4		%	0.100	NA	1	-	06/06/19 03:42	121,2540G	YA

Project Name: AMPHENOL SUB SLAB SOILS
Project Number: 1153.010.001

Lab Number: L1923970
Report Date: 06/07/19

SAMPLE RESULTS

Lab ID: L1923970-26
Client ID: W9 060519
Sample Location: SIDNEY, NY

Date Collected: 06/05/19 15:05
Date Received: 06/05/19
Field Prep: Not Specified

Sample Depth:
Matrix: Soil

Parameter	Result	Qualifier	Units	RL	MDL	Dilution Factor	Date Prepared	Date Analyzed	Analytical Method	Analyst
General Chemistry - Westborough Lab										
Solids, Total	93.5		%	0.100	NA	1	-	06/06/19 03:42	121,2540G	YA

Project Name: AMPHENOL SUB SLAB SOILS
Project Number: 1153.010.001

Lab Number: L1923970
Report Date: 06/07/19

SAMPLE RESULTS

Lab ID: L1923970-27
Client ID: W10 060519
Sample Location: SIDNEY, NY

Date Collected: 06/05/19 15:08
Date Received: 06/05/19
Field Prep: Not Specified

Sample Depth:
Matrix: Soil

Parameter	Result	Qualifier	Units	RL	MDL	Dilution Factor	Date Prepared	Date Analyzed	Analytical Method	Analyst
General Chemistry - Westborough Lab										
Solids, Total	81.6		%	0.100	NA	1	-	06/06/19 03:42	121,2540G	YA

Project Name: AMPHENOL SUB SLAB SOILS
Project Number: 1153.010.001

Lab Number: L1923970
Report Date: 06/07/19

SAMPLE RESULTS

Lab ID: L1923970-28
Client ID: W11 060519
Sample Location: SIDNEY, NY

Date Collected: 06/05/19 15:21
Date Received: 06/05/19
Field Prep: Not Specified

Sample Depth:
Matrix: Soil

Parameter	Result	Qualifier	Units	RL	MDL	Dilution Factor	Date Prepared	Date Analyzed	Analytical Method	Analyst
General Chemistry - Westborough Lab										
Solids, Total	93.6		%	0.100	NA	1	-	06/06/19 03:42	121,2540G	YA

Project Name: AMPHENOL SUB SLAB SOILS
Project Number: 1153.010.001

Lab Number: L1923970
Report Date: 06/07/19

SAMPLE RESULTS

Lab ID: L1923970-29
Client ID: W12 060519
Sample Location: SIDNEY, NY

Date Collected: 06/05/19 15:15
Date Received: 06/05/19
Field Prep: Not Specified

Sample Depth:
Matrix: Soil

Parameter	Result	Qualifier	Units	RL	MDL	Dilution Factor	Date Prepared	Date Analyzed	Analytical Method	Analyst
General Chemistry - Westborough Lab										
Solids, Total	89.4		%	0.100	NA	1	-	06/06/19 03:42	121,2540G	YA

Project Name: AMPHENOL SUB SLAB SOILS
Project Number: 1153.010.001

Lab Number: L1923970
Report Date: 06/07/19

SAMPLE RESULTS

Lab ID: L1923970-30
Client ID: W13 060519
Sample Location: SIDNEY, NY

Date Collected: 06/05/19 15:30
Date Received: 06/05/19
Field Prep: Not Specified

Sample Depth:
Matrix: Soil

Parameter	Result	Qualifier	Units	RL	MDL	Dilution Factor	Date Prepared	Date Analyzed	Analytical Method	Analyst
General Chemistry - Westborough Lab										
Solids, Total	83.1		%	0.100	NA	1	-	06/06/19 03:42	121,2540G	YA

Project Name: AMPHENOL SUB SLAB SOILS
Project Number: 1153.010.001

Lab Number: L1923970
Report Date: 06/07/19

SAMPLE RESULTS

Lab ID: L1923970-31
Client ID: W14 060519
Sample Location: SIDNEY, NY

Date Collected: 06/05/19 13:38
Date Received: 06/05/19
Field Prep: Not Specified

Sample Depth:
Matrix: Soil

Parameter	Result	Qualifier	Units	RL	MDL	Dilution Factor	Date Prepared	Date Analyzed	Analytical Method	Analyst
General Chemistry - Westborough Lab										
Solids, Total	90.6		%	0.100	NA	1	-	06/06/19 03:42	121,2540G	YA

Project Name: AMPHENOL SUB SLAB SOILS
Project Number: 1153.010.001

Lab Number: L1923970
Report Date: 06/07/19

SAMPLE RESULTS

Lab ID: L1923970-32
Client ID: W15 060519
Sample Location: SIDNEY, NY

Date Collected: 06/05/19 15:40
Date Received: 06/05/19
Field Prep: Not Specified

Sample Depth:
Matrix: Soil

Parameter	Result	Qualifier	Units	RL	MDL	Dilution Factor	Date Prepared	Date Analyzed	Analytical Method	Analyst
General Chemistry - Westborough Lab										
Solids, Total	93.1		%	0.100	NA	1	-	06/06/19 03:42	121,2540G	YA

Project Name: AMPHENOL SUB SLAB SOILS
Project Number: 1153.010.001

Lab Number: L1923970
Report Date: 06/07/19

SAMPLE RESULTS

Lab ID: L1923970-33
Client ID: W16 060519
Sample Location: SIDNEY, NY

Date Collected: 06/05/19 15:42
Date Received: 06/05/19
Field Prep: Not Specified

Sample Depth:
Matrix: Soil

Parameter	Result	Qualifier	Units	RL	MDL	Dilution Factor	Date Prepared	Date Analyzed	Analytical Method	Analyst
General Chemistry - Westborough Lab										
Solids, Total	91.2		%	0.100	NA	1	-	06/06/19 03:42	121,2540G	YA

Project Name: AMPHENOL SUB SLAB SOILS
Project Number: 1153.010.001

Lab Number: L1923970
Report Date: 06/07/19

SAMPLE RESULTS

Lab ID: L1923970-34
Client ID: W17 060519
Sample Location: SIDNEY, NY

Date Collected: 06/05/19 15:50
Date Received: 06/05/19
Field Prep: Not Specified

Sample Depth:
Matrix: Soil

Parameter	Result	Qualifier	Units	RL	MDL	Dilution Factor	Date Prepared	Date Analyzed	Analytical Method	Analyst
General Chemistry - Westborough Lab										
Solids, Total	89.8		%	0.100	NA	1	-	06/06/19 03:42	121,2540G	YA

Project Name: AMPHENOL SUB SLAB SOILS
Project Number: 1153.010.001

Lab Number: L1923970
Report Date: 06/07/19

SAMPLE RESULTS

Lab ID: L1923970-35
Client ID: W18 060519
Sample Location: SIDNEY, NY

Date Collected: 06/05/19 15:52
Date Received: 06/05/19
Field Prep: Not Specified

Sample Depth:
Matrix: Soil

Parameter	Result	Qualifier	Units	RL	MDL	Dilution Factor	Date Prepared	Date Analyzed	Analytical Method	Analyst
General Chemistry - Westborough Lab										
Solids, Total	30.2		%	0.100	NA	1	-	06/06/19 03:42	121,2540G	YA

Project Name: AMPHENOL SUB SLAB SOILS
Project Number: 1153.010.001

Lab Number: L1923970
Report Date: 06/07/19

SAMPLE RESULTS

Lab ID: L1923970-36
Client ID: W19 060519
Sample Location: SIDNEY, NY

Date Collected: 06/05/19 15:54
Date Received: 06/05/19
Field Prep: Not Specified

Sample Depth:
Matrix: Soil

Parameter	Result	Qualifier	Units	RL	MDL	Dilution Factor	Date Prepared	Date Analyzed	Analytical Method	Analyst
General Chemistry - Westborough Lab										
Solids, Total	89.2		%	0.100	NA	1	-	06/06/19 03:42	121,2540G	YA

Project Name: AMPHENOL SUB SLAB SOILS
Project Number: 1153.010.001

Lab Number: L1923970
Report Date: 06/07/19

SAMPLE RESULTS

Lab ID: L1923970-37
Client ID: DUPE 2
Sample Location: SIDNEY, NY

Date Collected: 06/05/19 00:00
Date Received: 06/05/19
Field Prep: Not Specified

Sample Depth:
Matrix: Soil

Parameter	Result	Qualifier	Units	RL	MDL	Dilution Factor	Date Prepared	Date Analyzed	Analytical Method	Analyst
General Chemistry - Westborough Lab										
Solids, Total	93.9		%	0.100	NA	1	-	06/06/19 03:42	121,2540G	YA

Lab Duplicate Analysis

Batch Quality Control

Project Name: AMPHENOL SUB SLAB SOILS

Project Number: 1153.010.001

Lab Number: L1923970

Report Date: 06/07/19

Parameter	Native Sample	Duplicate Sample	Units	RPD	Qual	RPD Limits
General Chemistry - Westborough Lab Associated sample(s): 01-20 QC Batch ID: WG1245101-1 QC Sample: L1923970-01 Client ID: B1 24-26 060519						
Solids, Total	95.3	95.5	%	0		20
General Chemistry - Westborough Lab Associated sample(s): 21-37 QC Batch ID: WG1245102-1 QC Sample: L1923970-25 Client ID: W8 060519						
Solids, Total	91.4	90.9	%	1		20

Project Name: AMPHENOL SUB SLAB SOILS
Project Number: 1153.010.001

Lab Number: L1923970
Report Date: 06/07/19

Sample Receipt and Container Information

Were project specific reporting limits specified? YES

Cooler Information

Cooler	Custody Seal
A	Absent

Container Information

Container ID	Container Type	Cooler	Initial pH	Final pH	Temp deg C	Pres	Seal	Frozen Date/Time	Analysis(*)
L1923970-01A	Glass 60mL/2oz unpreserved	A	NA		4.0	Y	Absent		TS(7),NYTCL-8082(14)
L1923970-01B	Glass 60mL/2oz unpreserved	A	NA		4.0	Y	Absent		TS(7),NYTCL-8082(14)
L1923970-01C	Glass 60mL/2oz unpreserved	A	NA		4.0	Y	Absent		TS(7),NYTCL-8082(14)
L1923970-02A	Glass 60mL/2oz unpreserved	A	NA		4.0	Y	Absent		TS(7),NYTCL-8082(14)
L1923970-03A	Glass 60mL/2oz unpreserved	A	NA		4.0	Y	Absent		TS(7),NYTCL-8082(14)
L1923970-04A	Glass 60mL/2oz unpreserved	A	NA		4.0	Y	Absent		TS(7),NYTCL-8082(14)
L1923970-05A	Glass 60mL/2oz unpreserved	A	NA		4.0	Y	Absent		TS(7),NYTCL-8082(14)
L1923970-06A	Glass 60mL/2oz unpreserved	A	NA		4.0	Y	Absent		TS(7),NYTCL-8082(14)
L1923970-07A	Glass 60mL/2oz unpreserved	A	NA		4.0	Y	Absent		TS(7),NYTCL-8082(14)
L1923970-08A	Glass 60mL/2oz unpreserved	A	NA		4.0	Y	Absent		TS(7),NYTCL-8082(14)
L1923970-09A	Glass 60mL/2oz unpreserved	A	NA		4.0	Y	Absent		TS(7),NYTCL-8082(14)
L1923970-10A	Glass 60mL/2oz unpreserved	A	NA		4.0	Y	Absent		TS(7),NYTCL-8082(14)
L1923970-11A	Glass 60mL/2oz unpreserved	A	NA		4.0	Y	Absent		TS(7),NYTCL-8082(14)
L1923970-12A	Glass 60mL/2oz unpreserved	A	NA		4.0	Y	Absent		TS(7),NYTCL-8082(14)
L1923970-13A	Glass 60mL/2oz unpreserved	A	NA		4.0	Y	Absent		TS(7),NYTCL-8082(14)
L1923970-14A	Glass 60mL/2oz unpreserved	A	NA		4.0	Y	Absent		TS(7),NYTCL-8082(14)
L1923970-15A	Glass 60mL/2oz unpreserved	A	NA		4.0	Y	Absent		TS(7),NYTCL-8082(14)
L1923970-16A	Glass 60mL/2oz unpreserved	A	NA		4.0	Y	Absent		TS(7),NYTCL-8082(14)
L1923970-17A	Glass 60mL/2oz unpreserved	A	NA		4.0	Y	Absent		TS(7),NYTCL-8082(14)
L1923970-19A	Glass 60mL/2oz unpreserved	A	NA		4.0	Y	Absent		TS(7),NYTCL-8082(14)
L1923970-20A	Glass 60mL/2oz unpreserved	A	NA		4.0	Y	Absent		TS(7),NYTCL-8082(14)
L1923970-21A	Glass 60mL/2oz unpreserved	A	NA		4.0	Y	Absent		TS(7),NYTCL-8082(14)
L1923970-22A	Glass 60mL/2oz unpreserved	A	NA		4.0	Y	Absent		TS(7),NYTCL-8082(14)

*Values in parentheses indicate holding time in days

Project Name: AMPHENOL SUB SLAB SOILS
Project Number: 1153.010.001

Lab Number: L1923970
Report Date: 06/07/19

Container Information

Container ID	Container Type	Cooler	Initial pH	Final pH	Temp deg C	Pres	Seal	Frozen Date/Time	Analysis(*)
L1923970-23A	Glass 60mL/2oz unpreserved	A	NA		4.0	Y	Absent		TS(7),NYTCL-8082(14)
L1923970-24A	Glass 60mL/2oz unpreserved	A	NA		4.0	Y	Absent		TS(7),NYTCL-8082(14)
L1923970-25A	Glass 60mL/2oz unpreserved	A	NA		4.0	Y	Absent		TS(7),NYTCL-8082(14)
L1923970-25B	Glass 60mL/2oz unpreserved	A	NA		4.0	Y	Absent		TS(7),NYTCL-8082(14)
L1923970-25C	Glass 60mL/2oz unpreserved	A	NA		4.0	Y	Absent		TS(7),NYTCL-8082(14)
L1923970-26A	Glass 60mL/2oz unpreserved	A	NA		4.0	Y	Absent		TS(7),NYTCL-8082(14)
L1923970-27A	Glass 60mL/2oz unpreserved	A	NA		4.0	Y	Absent		TS(7),NYTCL-8082(14)
L1923970-28A	Glass 60mL/2oz unpreserved	A	NA		4.0	Y	Absent		TS(7),NYTCL-8082(14)
L1923970-29A	Glass 60mL/2oz unpreserved	A	NA		4.0	Y	Absent		TS(7),NYTCL-8082(14)
L1923970-30A	Glass 60mL/2oz unpreserved	A	NA		4.0	Y	Absent		TS(7),NYTCL-8082(14)
L1923970-31A	Glass 60mL/2oz unpreserved	A	NA		4.0	Y	Absent		TS(7),NYTCL-8082(14)
L1923970-32A	Glass 60mL/2oz unpreserved	A	NA		4.0	Y	Absent		TS(7),NYTCL-8082(14)
L1923970-33A	Glass 60mL/2oz unpreserved	A	NA		4.0	Y	Absent		TS(7),NYTCL-8082(14)
L1923970-34A	Glass 60mL/2oz unpreserved	A	NA		4.0	Y	Absent		TS(7),NYTCL-8082(14)
L1923970-35A	Glass 60mL/2oz unpreserved	A	NA		4.0	Y	Absent		TS(7),NYTCL-8082(14)
L1923970-36A	Glass 60mL/2oz unpreserved	A	NA		4.0	Y	Absent		TS(7),NYTCL-8082(14)
L1923970-37A	Glass 60mL/2oz unpreserved	A	NA		4.0	Y	Absent		TS(7),NYTCL-8082(14)

*Values in parentheses indicate holding time in days

Project Name:	AMPHENOL SUB SLAB SOILS	**Lab Number:**	L1923970
Project Number:	1153.010.001	**Report Date:**	06/07/19

GLOSSARY

Acronyms

DL	- Detection Limit: This value represents the level to which target analyte concentrations are reported as estimated values, when those target analyte concentrations are quantified below the limit of quantitation (LOQ). The DL includes any adjustments from dilutions, concentrations or moisture content, where applicable. (DoD report formats only.)
EDL	- Estimated Detection Limit: This value represents the level to which target analyte concentrations are reported as estimated values, when those target analyte concentrations are quantified below the reporting limit (RL). The EDL includes any adjustments from dilutions, concentrations or moisture content, where applicable. The use of EDLs is specific to the analysis of PAHs using Solid-Phase Microextraction (SPME).
EMPC	- Estimated Maximum Possible Concentration: The concentration that results from the signal present at the retention time of an analyte when the ions meet all of the identification criteria except the ion abundance ratio criteria. An EMPC is a worst-case estimate of the concentration.
EPA	- Environmental Protection Agency.
LCS	- Laboratory Control Sample: A sample matrix, free from the analytes of interest, spiked with verified known amounts of analytes or a material containing known and verified amounts of analytes.
LCSD	- Laboratory Control Sample Duplicate: Refer to LCS.
LFB	- Laboratory Fortified Blank: A sample matrix, free from the analytes of interest, spiked with verified known amounts of analytes or a material containing known and verified amounts of analytes.
LOD	- Limit of Detection: This value represents the level to which a target analyte can reliably be detected for a specific analyte in a specific matrix by a specific method. The LOD includes any adjustments from dilutions, concentrations or moisture content, where applicable. (DoD report formats only.)
LOQ	- Limit of Quantitation: The value at which an instrument can accurately measure an analyte at a specific concentration. The LOQ includes any adjustments from dilutions, concentrations or moisture content, where applicable. (DoD report formats only.) Limit of Quantitation: The value at which an instrument can accurately measure an analyte at a specific concentration. The LOQ includes any adjustments from dilutions, concentrations or moisture content, where applicable. (DoD report formats only.)
MDL	- Method Detection Limit: This value represents the level to which target analyte concentrations are reported as estimated values, when those target analyte concentrations are quantified below the reporting limit (RL). The MDL includes any adjustments from dilutions, concentrations or moisture content, where applicable.
MS	- Matrix Spike Sample: A sample prepared by adding a known mass of target analyte to a specified amount of matrix sample for which an independent estimate of target analyte concentration is available. For Method 332.0, the spike recovery is calculated using the native concentration, including estimated values.
MSD	- Matrix Spike Sample Duplicate: Refer to MS.
NA	- Not Applicable.
NC	- Not Calculated: Term is utilized when one or more of the results utilized in the calculation are non-detect at the parameter's reporting unit.
NDPA/DPA	- N-Nitrosodiphenylamine/Diphenylamine.
NI	- Not Ignitable.
NP	- Non-Plastic: Term is utilized for the analysis of Atterberg Limits in soil.
RL	- Reporting Limit: The value at which an instrument can accurately measure an analyte at a specific concentration. The RL includes any adjustments from dilutions, concentrations or moisture content, where applicable.
RPD	- Relative Percent Difference: The results from matrix and/or matrix spike duplicates are primarily designed to assess the precision of analytical results in a given matrix and are expressed as relative percent difference (RPD). Values which are less than five times the reporting limit for any individual parameter are evaluated by utilizing the absolute difference between the values; although the RPD value will be provided in the report.
SRM	- Standard Reference Material: A reference sample of a known or certified value that is of the same or similar matrix as the associated field samples.
STLP	- Semi-dynamic Tank Leaching Procedure per EPA Method 1315.
TEF	- Toxic Equivalency Factors: The values assigned to each dioxin and furan to evaluate their toxicity relative to 2,3,7,8-TCDD.
TEQ	- Toxic Equivalent: The measure of a sample's toxicity derived by multiplying each dioxin and furan by its corresponding TEF and then summing the resulting values.
TIC	- Tentatively Identified Compound: A compound that has been identified to be present and is not part of the target compound list (TCL) for the method and/or program. All TICs are qualitatively identified and reported as estimated concentrations.

Footnotes

Report Format: DU Report with 'J' Qualifiers

Project Name:	AMPHENOL SUB SLAB SOILS	**Lab Number:**	L1923970
Project Number:	1153.010.001	**Report Date:**	06/07/19

1 - The reference for this analyte should be considered modified since this analyte is absent from the target analyte list of the original method.

Terms

Analytical Method: Both the document from which the method originates and the analytical reference method. (Example: EPA 8260B is shown as 1,8260B.) The codes for the reference method documents are provided in the References section of the Addendum.

Final pH: As it pertains to Sample Receipt & Container Information section of the report, Final pH reflects pH of container determined after adjustment at the laboratory, if applicable. If no adjustment required, value reflects Initial pH.

Frozen Date/Time: With respect to Volatile Organics in soil, Frozen Date/Time reflects the date/time at which associated Reagent Water-preserved vials were initially frozen. Note: If frozen date/time is beyond 48 hours from sample collection, value will be reflected in 'bold'.

Initial pH: As it pertains to Sample Receipt & Container Information section of the report, Initial pH reflects pH of container determined upon receipt, if applicable.

PFAS Total: With respect to PFAS analyses, the 'PFAS, Total (5)' result is defined as the summation of results for: PFHpA, PFHxS, PFOA, PFNA and PFOS. If a 'Total' result is requested, the results of its individual components will also be reported.

Total: With respect to Organic analyses, a 'Total' result is defined as the summation of results for individual isomers or Aroclors. If a 'Total' result is requested, the results of its individual components will also be reported. This is applicable to 'Total' results for methods 8260, 8081 and 8082.

Data Qualifiers

A - Spectra identified as "Aldol Condensation Product".

B - The analyte was detected above the reporting limit in the associated method blank. Flag only applies to associated field samples that have detectable concentrations of the analyte at less than ten times (10x) the concentration found in the blank. For MCP-related projects, flag only applies to associated field samples that have detectable concentrations of the analyte at less than ten times (10x) the concentration found in the blank. For DOD-related projects, flag only applies to associated field samples that have detectable concentrations of the analyte at less than ten times (10x) the concentration found in the blank AND the analyte was detected above one-half the reporting limit (or above the reporting limit for common lab contaminants) in the associated method blank. For NJ-Air-related projects, flag only applies to associated field samples that have detectable concentrations of the analyte above the reporting limit. For NJ-related projects (excluding Air), flag only applies to associated field samples that have detectable concentrations of the analyte, which was detected above the reporting limit in the associated method blank or above five times the reporting limit for common lab contaminants (Phthalates, Acetone, Methylene Chloride, 2-Butanone).

C - Co-elution: The target analyte co-elutes with a known lab standard (i.e. surrogate, internal standards, etc.) for co-extracted analyses.

D - Concentration of analyte was quantified from diluted analysis. Flag only applies to field samples that have detectable concentrations of the analyte.

E - Concentration of analyte exceeds the range of the calibration curve and/or linear range of the instrument.

G - The concentration may be biased high due to matrix interferences (i.e, co-elution) with non-target compound(s). The result should be considered estimated.

H - The analysis of pH was performed beyond the regulatory-required holding time of 15 minutes from the time of sample collection.

I - The lower value for the two columns has been reported due to obvious interference.

J - Estimated value. The Target analyte concentration is below the quantitation limit (RL), but above the Method Detection Limit (MDL) or Estimated Detection Limit (EDL) for SPME-related analyses. This represents an estimated concentration for Tentatively Identified Compounds (TICs).

M - Reporting Limit (RL) exceeds the MCP CAM Reporting Limit for this analyte.

ND - Not detected at the method detection limit (MDL) for the sample, or estimated detection limit (EDL) for SPME-related analyses.

NJ - Presumptive evidence of compound. This represents an estimated concentration for Tentatively Identified Compounds (TICs), where the identification is based on a mass spectral library search.

P - The RPD between the results for the two columns exceeds the method-specified criteria.

Q - The quality control sample exceeds the associated acceptance criteria. For DOD-related projects, LCS and/or Continuing Calibration Standard exceedences are also qualified on all associated sample results. Note: This flag is not applicable for matrix spike recoveries when the sample concentration is greater than 4x the spike added or for batch duplicate RPD when the sample concentrations are less than 5x the RL. (Metals only.)

R - Analytical results are from sample re-analysis.

RE - Analytical results are from sample re-extraction.

S - Analytical results are from modified screening analysis.

Report Format: DU Report with 'J' Qualifiers

Project Name:	AMPHENOL SUB SLAB SOILS	**Lab Number:**	L1923970
Project Number:	1153.010.001	**Report Date:**	06/07/19

REFERENCES

1 Test Methods for Evaluating Solid Waste: Physical/Chemical Methods. EPA SW-846. Third Edition. Updates I - IV, 2007.

121 Standard Methods for the Examination of Water and Wastewater. APHA-AWWA-WEF. Standard Methods Online.

LIMITATION OF LIABILITIES

Alpha Analytical performs services with reasonable care and diligence normal to the analytical testing laboratory industry. In the event of an error, the sole and exclusive responsibility of Alpha Analytical shall be to re-perform the work at it's own expense. In no event shall Alpha Analytical be held liable for any incidental, consequential or special damages, including but not limited to, damages in any way connected with the use of, interpretation of, information or analysis provided by Alpha Analytical.

We strongly urge our clients to comply with EPA protocol regarding sample volume, preservation, cooling, containers, sampling procedures, holding time and splitting of samples in the field.

Certification Information

The following analytes are not included in our Primary NELAP Scope of Accreditation:

Westborough Facility
EPA 624/624.1: m/p-xylene, o-xylene
EPA 8260C: NPW: 1,2,4,5-Tetramethylbenzene; 4-Ethyltoluene, Azobenzene; SCM: Iodomethane (methyl iodide), Methyl methacrylate, 1,2,4,5-Tetramethylbenzene; 4-Ethyltoluene.
EPA 8270D: NPW: Dimethylnaphthalene,1,4-Diphenylhydrazine; SCM: Dimethylnaphthalene,1,4-Diphenylhydrazine.

EPA 6860: SCM: Perchlorate

SM4500: NPW: Amenable Cyanide; SCM: Total Phosphorus, TKN, NO2, NO3.

Mansfield Facility
SM 2540D: TSS
EPA 8082A: NPW: PCB: 1, 5, 31, 87,101, 110, 141, 151, 153, 180, 183, 187.
EPA TO-15: Halothane, 2,4,4-Trimethyl-2-pentene, 2,4,4-Trimethyl-1-pentene, Thiophene, 2-Methylthiophene, 3-Methylthiophene, 2-Ethylthiophene, 1,2,3-Trimethylbenzene, Indan, Indene, 1,2,4,5-Tetramethylbenzene, Benzothiophene, 1-Methylnaphthalene.
Biological Tissue Matrix: EPA 3050B

The following analytes are included in our Massachusetts DEP Scope of Accreditation

Westborough Facility:

Drinking Water
EPA 300.0: Chloride, Nitrate-N, Fluoride, Sulfate; **EPA 353.2**: Nitrate-N, Nitrite-N; **SM4500NO3-F**: Nitrate-N, Nitrite-N; **SM4500F-C, SM4500CN-CE, EPA 180.1, SM2130B, SM4500Cl-D, SM2320B, SM2540C, SM4500H-B**
EPA 332: Perchlorate; **EPA 524.2:** THMs and VOCs; **EPA 504.1:** EDB, DBCP.
Microbiology: **SM9215B; SM9223-P/A, SM9223B-Colilert-QT,SM9222D**.

Non-Potable Water
SM4500H,B, EPA 120.1, SM2510B, SM2540C, SM2320B, SM4500CL-E, SM4500F-BC, SM4500NH3-BH: Ammonia-N and Kjeldahl-N, **EPA 350.1**: Ammonia-N, **LACHAT 10-107-06-1-B**: Ammonia-N, **EPA 351.1, SM4500NO3-F, EPA 353.2**: Nitrate-N**, SM4500P-E, SM4500P-B, E, SM4500SO4-E, SM5220D, EPA 410.4, SM5210B, SM5310C, SM4500CL-D, EPA 1664, EPA 420.1, SM4500-CN-CE, SM2540D, EPA 300: Chloride, Sulfate, Nitrate.**
EPA 624.1: Volatile Halocarbons & Aromatics,
EPA 608.3: Chlordane, Toxaphene, Aldrin, alpha-BHC, beta-BHC, gamma-BHC, delta-BHC, Dieldrin, DDD, DDE, DDT, Endosulfan I, Endosulfan II, Endosulfan sulfate, Endrin, Endrin Aldehyde, Heptachlor, Heptachlor Epoxide, PCBs
EPA 625.1: SVOC (Acid/Base/Neutral Extractables), **EPA 600/4-81-045**: PCB-Oil.
Microbiology: **SM9223B-Colilert-QT; Enterolert-QT, SM9221E, EPA 1600, EPA 1603.**

Mansfield Facility:

Drinking Water
EPA 200.7: Al, Ba, Cd, Cr, Cu, Fe, Mn, Ni, Na, Ag, Ca, Zn. **EPA 200.8:** Al, Sb, As, Ba, Be, Cd, Cr, Cu, Pb, Mn, Ni, Se, Ag, TL, Zn. **EPA 245.1** Hg.
EPA 522.

Non-Potable Water
EPA 200.7: Al, Sb, As, Be, Cd, Ca, Cr, Co, Cu, Fe, Pb, Mg, Mn, Mo, Ni, K, Se, Ag, Na, Sr, TL, Ti, V, Zn.
EPA 200.8: Al, Sb, As, Be, Cd, Cr, Cu, Fe, Pb, Mn, Ni, K, Se, Ag, Na, TL, Zn.
EPA 245.1 Hg.
SM2340B

For a complete listing of analytes and methods, please contact your Alpha Project Manager.

ALPHA ANALYTICAL

Westborough, MA 01581
8 Walkup Dr.
TEL: 508-898-9220
FAX: 508-898-9193

Mansfield, MA 02048
320 Forbes Blvd
TEL: 508-822-9300
FAX: 508-822-3288

NEW YORK CHAIN OF CUSTODY

Service Centers
Mahwah, NJ 07430: 35 Whitney Rd, Suite 5
Albany, NY 12205: 14 Walker Way
Tonawanda, NY 14150: 275 Cooper Ave, Suite 105

Page 1 of 4

Date Rec'd in Lab: 6/6/19

ALPHA Job #: L1923970

Client Information

Client: B&L
Address: 443 Electronics Pkwy
Liverpool, NY 13088
Phone: 315-457-5200
Fax: bdingman, mstrodel
Email: @bartonandloguidice.com

Project Information

Project Name: Amphenol Sub Slab Soils
Project Location: Sindey, NY
Project #: 1153.010.001
(Use Project name as Project #) ☐
Project Manager: Bryce Dingman
ALPHAQuote #:

Turn-Around Time

Standard ☐ Due Date:
Rush (only if pre approved) ☑ # of Days: 1 Day

Deliverables

☐ ASP-A ☑ ASP-B
☐ EQuIS (1 File) ☐ EQuIS (4 File)
☐ Other

Regulatory Requirement

☐ NY TOGS ☐ NY Part 375
☐ AWQ Standards ☐ NY CP-51
☐ NY Restricted Use ☐ Other
☐ NY Unrestricted Use
☐ NYC Sewer Discharge

Billing Information

☐ Same as Client Info
PO # 1153.010.001

Disposal Site Information

Please identify below location of applicable disposal facilities.
Disposal Facility:
☐ NJ ☐ NY
☐ Other:

These samples have been previously analyzed by Alpha ☐

Other project specific requirements/comments:

Please specify Metals or TAL.

ANALYSIS

Sample Filtration
☐ Done
☐ Lab to do
Preservation
☐ Lab to do
(Please Specify below)

ALPHA Lab ID (Lab Use Only)	Sample ID	Collection Date	Collection Time	Sample Matrix	Sampler's Initials	EPA 8082 - PCBs								Sample Specific Comments	Total Bottles
23970-01	B1 24-26 060519	6/5/2019	10:42	So	MPS	X								MS/MSD	3
02	B2 24-26 060519	6/5/2019	11:00	So	MPS	X									1
03	B3 24-26 060519	6/5/2019	11:10	So	MPS	X									1
04	B4 24-26 060519	6/5/2019	11:20	So	MPS	X									1
05	B5 24-26 060519	6/5/2019	11:29	So	MPS	X								[redacted]	1
06	B6 24-26 060519	6/5/2019	11:39	So	MPS	X									1
07	B7 24-26 060519	6/5/2019	11:54	So	MPS	X									1
08	B8 24-26 060519	6/5/2019	12:10	So	MPS	X									1
09	B9 24-26 060519	6/5/2019	12:22	So	MPS	X									1
10	B10 24-26 060519	6/5/2019	12:45	So	MPS	X									1
					Container Type	A									
					Preservative	A									

Preservative Code:
A = None
B = HCl
C = HNO_3
D = H_2SO_4
E = NaOH
F = MeOH
G = $NaHSO_4$
H = $Na_2S_2O_3$
K/E = Zn Ac/NaOH
O = Other

Container Code
P = Plastic
A = Amber Glass
V = Vial
G = Glass
B = Bacteria Cup
C = Cube
O = Other
E = Encore
D = BOD Bottle

Westboro: Certification No: MA935
Mansfield: Certification No: MA015

Relinquished By:	Date/Time	Received By:	Date/Time
[signature]	18:35 06/05/19	[signature]	6/5/19 1915
[signature]	6/5/19 1915	[signature]	6/6/19 0140

Please print clearly, legibly and completely. Samples can not be logged in and turnaround time clock will not start until any ambiguities are resolved. BY EXECUTING THIS COC, THE CLIENT HAS READ AND AGREES TO BE BOUND BY ALPHA'S TERMS & CONDITIONS.

Form No: 01-25 (rev. 30-Sept-2013)

NEW YORK CHAIN OF CUSTODY

ALPHA ANALYTICAL

Westborough, MA 01581
8 Walkup Dr.
TEL: 508-898-9220
FAX: 508-898-9193

Mansfield, MA 02048
320 Forbes Blvd
TEL: 508-822-9300
FAX: 508-822-3288

Service Centers
Mahwah, NJ 07430: 35 Whitney Rd, Suite 5
Albany, NY 12205: 14 Walker Way
Tonawanda, NY 14150: 275 Cooper Ave, Suite 105

Page 2 of 4

Date Rec'd in Lab: 6/6/19

ALPHA Job #: L1923970

Client Information
Client: B&L
Address: 443 Electronics Pkwy
Liverpool, NY 13088
Phone: 315-457-5200
Fax: bdingman, mstrodel
Email: @bartonandloguidice.com

Project Information
Project Name: Amphenol Sub Slab Soils
Project Location: Sindey, NY
Project #: 1153.010.001
(Use Project name as Project #) ☐
Project Manager: Bryce Dingman
ALPHAQuote #:

Turn-Around Time
Standard ☐ Due Date:
Rush (only if pre approved) ☑ # of Days: 1 Day

Deliverables
☐ ASP-A ☑ ASP-B
☐ EQuIS (1 File) ☐ EQuIS (4 File)
☐ Other

Regulatory Requirement
☐ NY TOGS ☐ NY Part 375
☐ AWQ Standards ☐ NY CP-51
☐ NY Restricted Use ☐ Other
☐ NY Unrestricted Use
☐ NYC Sewer Discharge

Billing Information
☐ Same as Client Info
PO # 1153.010.001

Disposal Site Information
Please identify below location of applicable disposal facilities.
Disposal Facility:
☐ NJ ☐ NY
☐ Other:

These samples have been previously analyzed by Alpha ☐

Other project specific requirements/comments:

Please specify Metals or TAL.

ANALYSIS

Sample Filtration
☐ Done
☐ Lab to do
Preservation
☐ Lab to do
(Please Specify below)

ALPHA Lab ID (Lab Use Only)	Sample ID	Collection Date	Collection Time	Sample Matrix	Sampler's Initials	EPA 8082 - PCBs	Sample Specific Comments	Total Bottles
23970-11	B11 ~~24-26~~ 12-13 060519	6/5/2019	12:59	So	MPS	X	[redacted]	1
12	B12 ~~24-26~~ 12-13 060519	6/5/2019	13:15	So	MPS	X	[redacted]	1
13	B13 ~~24-26~~ 12-13 060519	6/5/2019	13:23	So	MPS	X		1
14	B14 ~~24-26~~ 12-13 060519	6/5/2019	13:40	So	MPS	X		1
15	B15 ~~24-26~~ 12-13 060519	6/5/2019	14:05	So	MPS	X		1
16	B16 ~~24-26~~ 12-13 060519	6/5/2019	14:29	So	MPS	X		1
17	Dupe 1	6/5/2019	—	So	MPS	X		1
		6/5/2019		So	MPS	X		1
		6/5/2019		So	MPS	X		1
		6/5/2019		So	MPS	X		1

Preservative Code:
A = None
B = HCl
C = HNO_3
D = H_2SO_4
E = NaOH
F = MeOH
G = $NaHSO_4$
H = $Na_2S_2O_3$
K/E = Zn Ac/NaOH
O = Other

Container Code
P = Plastic
A = Amber Glass
V = Vial
G = Glass
B = Bacteria Cup
C = Cube
O = Other
E = Encore
D = BOD Bottle

Westboro: Certification No: MA935
Mansfield: Certification No: MA015

Container Type	A										
Preservative	A										

Relinquished By:	Date/Time	Received By:	Date/Time
[signature]	15:35 06/05/19	[signature]	6/5/19 1915
[signature]	6/5/19 1915	[signature]	6/6/19 0140

Please print clearly, legibly and completely. Samples can not be logged in and turnaround time clock will not start until any ambiguities are resolved. BY EXECUTING THIS COC, THE CLIENT HAS READ AND AGREES TO BE BOUND BY ALPHA'S TERMS & CONDITIONS.

Form No: 01-25 (rev. 30-Sept-2013)

ALPHA ANALYTICAL

Westborough, MA 01581
8 Walkup Dr.
TEL: 508-898-9220
FAX: 508-898-9193

Mansfield, MA 02048
320 Forbes Blvd
TEL: 508-822-9300
FAX: 508-822-3288

NEW YORK CHAIN OF CUSTODY

Service Centers
Mahwah, NJ 07430: 35 Whitney Rd, Suite 5
Albany, NY 12205: 14 Walker Way
Tonawanda, NY 14150: 275 Cooper Ave, Suite 105

Page 3 of 4

Date Rec'd in Lab: 6/6/19

ALPHA Job #: L1923970

Client Information

Client: B&L
Address: 443 Electronics Pkwy
Liverpool, NY 13088
Phone: 315-457-5200
Fax: bdingman, mstrodel
Email: @bartonandloguidice.com

Project Information

Project Name: Amphenol Sub Slab Soils
Project Location: Sindey, NY
Project #: 1153.010.001
(Use Project name as Project #) ☐
Project Manager: Bryce Dingman
ALPHAQuote #:

Turn-Around Time

Standard ☐ Due Date:
Rush (only if pre approved) ☑ # of Days: 1 Day

Deliverables

☐ ASP-A ☑ ASP-B
☐ EQuIS (1 File) ☐ EQuIS (4 File)
☐ Other

Regulatory Requirement

☐ NY TOGS ☐ NY Part 375
☐ AWQ Standards ☐ NY CP-51
☐ NY Restricted Use ☐ Other
☐ NY Unrestricted Use
☐ NYC Sewer Discharge

Billing Information

☐ Same as Client Info
PO # 1153.010.001

Disposal Site Information

Please identify below location of applicable disposal facilities.
Disposal Facility:
☐ NJ ☐ NY
☐ Other:

These samples have been previously analyzed by Alpha ☐

Other project specific requirements/comments:

Please specify Metals or TAL.

ANALYSIS

Sample Filtration
☐ Done
☐ Lab to do
Preservation
☐ Lab to do
(Please Specify below)

ALPHA Lab ID (Lab Use Only)	Sample ID	Collection Date	Collection Time	Sample Matrix	Sampler's Initials	EPA 8082 - PCBs								Sample Specific Comments	Total # Bottles
23970-18	W1 060519	6/5/2019	14:45	So	MPS	X									1
19	W2 060519	6/5/2019	14:46	So	MPS	X									1
20	W3 060519	6/5/2019	14:47	So	MPS	X									1
21	W4 060519	6/5/2019	14:54	So	MPS	X									1
22	W5 060519	6/5/2019	14:55	So	MPS	X									1
23	W6 060519	6/5/2019	14:58	So	MPS	X									1
24	W7 060519	6/5/2019	14:59	So	MPS	X									1
25	W8 060519	6/5/2019	15:03	So	MPS	X								MS/MSD	3
26	W9 060519	6/5/2019	15:05	So	MPS	X								[redacted]	1
27	W10 060519	6/5/2019	15:08	So	MPS	X									1
					Container Type	A									
					Preservative	A									

Preservative Code:
A = None
B = HCl
C = HNO_3
D = H_2SO_4
E = NaOH
F = MeOH
G = $NaHSO_4$
H = $Na_2S_2O_3$
K/E = Zn Ac/NaOH
O = Other

Container Code
P = Plastic
A = Amber Glass
V = Vial
G = Glass
B = Bacteria Cup
C = Cube
O = Other
E = Encore
D = BOD Bottle

Westboro: Certification No: MA935
Mansfield: Certification No: MA015

Relinquished By:	Date/Time	Received By:	Date/Time
[signature]	06/05/19 18:35	[signature]	6/5/19 1915
[signature]	6/5/19 1915	[signature]	6/6/19 0140

Please print clearly, legibly and completely. Samples can not be logged in and turnaround time clock will not start until any ambiguities are resolved. BY EXECUTING THIS COC, THE CLIENT HAS READ AND AGREES TO BE BOUND BY ALPHA'S TERMS & CONDITIONS.

Form No: 01-25 (rev. 30-Sept-2013)

ALPHA ANALYTICAL

NEW YORK CHAIN OF CUSTODY

Westborough, MA 01581
8 Walkup Dr.
TEL: 508-898-9220
FAX: 508-898-9193

Mansfield, MA 02048
320 Forbes Blvd
TEL: 508-822-9300
FAX: 508-822-3288

Service Centers
Mahwah, NJ 07430: 35 Whitney Rd, Suite 5
Albany, NY 12205: 14 Walker Way
Tonawanda, NY 14150: 275 Cooper Ave, Suite 105

Page 4 of 4

Date Rec'd in Lab: 6/6/19

ALPHA Job #: L1923970

Client Information

Client: B&L
Address: 443 Electronics Pkwy
Liverpool, NY 13088
Phone: 315-457-5200
Fax: bdingman, mstrodel
Email: @bartonandloguidice.com

Project Information

Project Name: Amphenol Sub Slab Soils
Project Location: Sindey, NY
Project #: 1153.010.001
(Use Project name as Project #) ☐
Project Manager: Bryce Dingman
ALPHAQuote #:

Turn-Around Time

Standard ☐ Due Date:
Rush (only if pre approved) ☑ # of Days: 1 Day

Deliverables

☐ ASP-A ☑ ASP-B
☐ EQuIS (1 File) ☐ EQuIS (4 File)
☐ Other

Regulatory Requirement

☐ NY TOGS ☐ NY Part 375
☐ AWQ Standards ☐ NY CP-51
☐ NY Restricted Use ☐ Other
☐ NY Unrestricted Use
☐ NYC Sewer Discharge

Billing Information

☐ Same as Client Info
PO # 1153.010.001

Disposal Site Information

Please identify below location of applicable disposal facilities.
Disposal Facility:
☐ NJ ☐ NY
☐ Other:

These samples have been previously analyzed by Alpha ☐

Other project specific requirements/comments:

Please specify Metals or TAL.

ANALYSIS

Sample Filtration
☐ Done
☐ Lab to do
Preservation
☐ Lab to do
(Please Specify below)

ALPHA Lab ID (Lab Use Only)	Sample ID	Collection Date	Collection Time	Sample Matrix	Sampler's Initials	EPA 8082 - PCBs								Sample Specific Comments	Total Bottles
23970-28	W11 060519	6/5/2019	15:21	So	MPS	X									1
29	W12 060519	6/5/2019	15:15	So	MPS	X									1
30	W13 060519	6/5/2019	15:30	So	MPS	X									1
31	W14 060519	6/5/2019	15:38	So	MPS	X									1
32	W15 060519	6/5/2019	15:40	So	MPS	X									1
33	W16 060519	6/5/2019	15:42	So	MPS	X									1
34	W17 060519	6/5/2019	15:50	So	MPS	X									1
35	W18 060519	6/5/2019	15:52	So	MPS	X								[redacted]	1
36	W19 060519	6/5/2019	15:54	So	MPS	X									1
37	Dupe 2	6/5/2019	—	So	MPS	X									1
					Container Type	A									
					Preservative	A									

Preservative Code:
A = None
B = HCl
C = HNO_3
D = H_2SO_4
E = NaOH
F = MeOH
G = $NaHSO_4$
H = $Na_2S_2O_3$
K/E = Zn Ac/NaOH
O = Other

Container Code
P = Plastic
A = Amber Glass
V = Vial
G = Glass
B = Bacteria Cup
C = Cube
O = Other
E = Encore
D = BOD Bottle

Westboro: Certification No: MA935
Mansfield: Certification No: MA015

Relinquished By:	Date/Time	Received By:	Date/Time
[signature]	6/5/19 18:35	[signature]	6/5/19 1915
[signature]	6/5/19 1915	[signature]	6/6/19 0140

Please print clearly, legibly and completely. Samples can not be logged in and turnaround time clock will not start until any ambiguities are resolved. BY EXECUTING THIS COC, THE CLIENT HAS READ AND AGREES TO BE BOUND BY ALPHA'S TERMS & CONDITIONS.

Form No: 01-25 (rev. 30-Sept-2013)

ALPHA ANALYTICAL

World Class Chemistry

www.alphalab.com

Alpha Analytical

Laboratory Code: 11148

SDG Number: L1923971

The original project report/data package is held by Alpha Analytical. This report/data package is paginated and should be reproduced only in its entirety. Alpha Analytical holds no responsibility for results and/or data that are not consistent with the original.

Table of Contents

New York ASP Category B Data Deliverable Package 1
Table of Contents 2
Sample ID Cross Reference 5
SDG Narrative 6
Data Qualifier Definitions 8
Instrument Information 10
Sample Log-in Sheet 13
Lims COC (LN01) 14
External Chain of Custody 17
Organics Analysis 19
GC PCB Analysis 20
Aroclor QC Summary 21
Form 2 - Organics 22
Form 3 - Organics 23
Form 4 - Organics 24
Form 8 - Organics 25
MDL Study - PCBs 28
Aroclor Sample Data 30
Form 1 - Organics 31
B2 36-38 060519 (L1923971-02D) Analyzed: 06/09/19 22:52 42
DUPE 3 (L1923971-17D) Analyzed: 06/09/19 23:30 50
B5 36-38 060519 (L1923971-05) Analyzed: 06/10/19 00:07 61
B9 36-38 060519 (L1923971-09) Analyzed: 06/10/19 00:19 66
B12 24-26 060519 (L1923971-12) Analyzed: 06/10/19 00:31 76
B3 36-38 060519 (L1923971-03D) Analyzed: 06/10/19 02:27 83
B4 36-38 060519 (L1923971-04D) Analyzed: 06/10/19 02:39 90
B7 36-38 060519 (L1923971-07D) Analyzed: 06/10/19 02:52 95
B6 36-38 060519 (L1923971-06D) Analyzed: 06/10/19 03:04 104
Aroclor Standards Data 113
Initial Calibration 114
Form 6 - Organics 115
ICAL for PEST16 on 04/09/19 ICAL15673 123
Initial Calibration Summary - Cal Date: 04/09/19 00:00 123
1242/1268 L1 Injected on: 04/09/19 02:06 127
1242/1268 L2 Injected on: 04/09/19 02:19 132
1242/1268 L3 Injected on: 04/09/19 02:31 137
1242/1268 L4 Injected on: 04/09/19 02:44 144
1242/1268 L5 Injected on: 04/09/19 02:56 149
1242/1268 L6 Injected on: 04/09/19 03:08 154
1232/1262 L1 Injected on: 04/09/19 03:21 160
1232/1262 L2 Injected on: 04/09/19 03:33 168
1232/1262 L3 Injected on: 04/09/19 03:46 173
1232/1262 L4 Injected on: 04/09/19 03:58 183
1232/1262 L5 Injected on: 04/09/19 04:11 192
1232/1262 L6 Injected on: 04/09/19 04:24 198
1248 L1 Injected on: 04/09/19 04:35 203
1248 L2 Injected on: 04/09/19 04:48 209
1248 L3 Injected on: 04/09/19 05:01 214
1248 L4 Injected on: 04/09/19 05:13 220
1248 L5 Injected on: 04/09/19 05:26 225

Table of Contents

1248 L6 Injected on: 04/09/19 05:39 230
1221/1254 L1 Injected on: 04/09/19 05:51 235
1221/1254 L2 Injected on: 04/09/19 06:04 240
1221/1254 L3 Injected on: 04/09/19 06:16 245
1221/1254 L4 Injected on: 04/09/19 06:29 250
1221/1254 L5 Injected on: 04/09/19 06:41 255
1221/1254 L6 Injected on: 04/09/19 06:54 260
1016/1260 L1 Injected on: 04/09/19 07:06 265
1016/1260 L2 Injected on: 04/09/19 07:19 270
1016/1260 L3 Injected on: 04/09/19 07:31 275
1016/1260 L4 Injected on: 04/09/19 07:43 280
1016/1260 L5 Injected on: 04/09/19 07:56 285
1016/1260 L6 Injected on: 04/09/19 08:08 290
Initial Calibration Verification 295
1242/1268 ICV Summary Form Injected on: 04/09/19 08:20 296
1242/1268 ICV Quant Report Injected on: 04/09/19 08:20 300
1232/1262 ICV Summary Form Injected on: 04/09/19 08:33 305
1232/1262 ICV Quant Report Injected on: 04/09/19 08:33 309
1248 ICV Summary Form Injected on: 04/09/19 08:45 314
1248 ICV Quant Report Injected on: 04/09/19 08:45 318
1221/1254 ICV Summary Form Injected on: 04/09/19 08:57 323
1221/1254 ICV Quant Report Injected on: 04/09/19 08:57 327
1016/1260 ICV Summary Form Injected on: 04/09/19 09:10 332
1016/1260 ICV Quant Report Injected on: 04/09/19 09:10 336
ICAL for PEST12 on 04/09/19 ICAL15675 341
Initial Calibration Summary - Cal Date: 04/09/19 00:00 341
1242/1268 L1 Injected on: 04/09/19 04:25 345
1242/1268 L2 Injected on: 04/09/19 04:37 353
1242/1268 L3 Injected on: 04/09/19 04:49 359
1242/1268 L4 Injected on: 04/09/19 05:02 365
1242/1268 L5 Injected on: 04/09/19 05:14 370
1242/1268 L6 Injected on: 04/09/19 05:27 376
1232/1262 L1 Injected on: 04/09/19 05:39 381
1232/1262 L2 Injected on: 04/09/19 05:51 399
1232/1262 L3 Injected on: 04/09/19 06:04 411
1232/1262 L4 Injected on: 04/09/19 06:16 428
1232/1262 L5 Injected on: 04/09/19 06:29 444
1232/1262 L6 Injected on: 04/09/19 06:41 463
1248 L1 Injected on: 04/09/19 06:53 481
1248 L2 Injected on: 04/09/19 07:06 491
1248 L3 Injected on: 04/09/19 07:18 500
1248 L4 Injected on: 04/09/19 07:30 505
1248 L5 Injected on: 04/09/19 07:43 510
1248 L6 Injected on: 04/09/19 07:55 515
1221/1254 L1 Injected on: 04/09/19 08:08 520
1221/1254 L2 Injected on: 04/09/19 08:20 531
1221/1254 L3 Injected on: 04/09/19 08:32 539
1221/1254 L4 Injected on: 04/09/19 08:45 548
1221/1254 L5 Injected on: 04/09/19 08:57 556
1221/1254 L6 Injected on: 04/09/19 09:10 565

Table of Contents

1016/1260 L1 Injected on: 04/09/19 09:22 570
1016/1260 L2 Injected on: 04/09/19 09:49 584
1016/1260 L3 Injected on: 04/09/19 10:01 599
1016/1260 L4 Injected on: 04/09/19 10:14 613
1016/1260 L5 Injected on: 04/09/19 10:26 620
1016/1260 L6 Injected on: 04/09/19 10:39 628
Initial Calibration Verification 635
1242/1268 ICV Summary Form Injected on: 04/09/19 10:51 636
1242/1268 ICV Quant Report Injected on: 04/09/19 10:51 640
1232/1262 ICV Summary Form Injected on: 04/09/19 11:03 665
1232/1262 ICV Quant Report Injected on: 04/09/19 11:03 669
1248 ICV Summary Form Injected on: 04/09/19 11:16 694
1248 ICV Quant Report Injected on: 04/09/19 11:16 698
1221/1254 ICV Summary Form Injected on: 04/09/19 11:28 707
1221/1254 ICV Quant Report Injected on: 04/09/19 11:28 711
1016/1260 ICV Summary Form Injected on: 04/09/19 11:41 716
1016/1260 ICV Quant Report Injected on: 04/09/19 11:41 720
Continuing Calibration 730
Form 7 - Organics 731
CC Summary - PEST16 Run: 06/08/19 09:36 735
CC Quant - WG1246157-1 PEST16 Run: 06/08/19 09:36 737
CC Summary - PEST12 Run: 06/09/19 22:10 745
CC Quant - WG1246345-1 PEST12 Run: 06/09/19 22:10 747
RT Shift Summary 760
Form 10 - Organics 761
Aroclor Raw QC Data 770
Laboratory Method Bl (WG1246013-1) Analyzed: 06/08/19 18:30 Chan. A&B 771
Laboratory Control S (WG1246013-2) Analyzed: 06/08/19 18:44 Chan. A&B 776
LCS Duplicate (WG1246013-3) Analyzed: 06/08/19 18:59 Chan. A&B 780
PCB Calculations 784
ICAL Sequence for PEST16 on 09-APR-2019 00:00 ICAL15673 785
ICAL Sequence for PEST12 on 09-APR-2019 00:00 ICAL15675 786
Sequence Log 788
QC Batch WG1246013 791
Organic ELN-Workgroup:WG1246013 792
Wet Chemistry Analysis 798
Total Solids Analysis 799
Results 800
Form 1 - Inorganics 801
Sample Raw Data 811
Wet Chemistry Raw Data 812
Quality Control 813
Form 6 - Inorganics 814

Project Name: AMPHENOL SUB SLAB SOILS
Project Number: 1153.010.001

Lab Number: L1923971
Report Date: 06/10/19

Alpha Sample ID	Client ID	Matrix	Sample Location	Collection Date/Time	Receive Date
L1923971-01	B1 36-38 060519	SOIL	SIDNEY, NY	06/05/19 10:44	06/05/19
L1923971-02	B2 36-38 060519	SOIL	SIDNEY, NY	06/05/19 11:02	06/05/19
L1923971-03	B3 36-38 060519	SOIL	SIDNEY, NY	06/05/19 11:12	06/05/19
L1923971-04	B4 36-38 060519	SOIL	SIDNEY, NY	06/05/19 11:22	06/05/19
L1923971-05	B5 36-38 060519	SOIL	SIDNEY, NY	06/05/19 11:31	06/05/19
L1923971-06	B6 36-38 060519	SOIL	SIDNEY, NY	06/05/19 11:41	06/05/19
L1923971-07	B7 36-38 060519	SOIL	SIDNEY, NY	06/05/19 11:56	06/05/19
L1923971-08	B8 36-38 060519	SOIL	SIDNEY, NY	06/05/19 12:12	06/05/19
L1923971-09	B9 36-38 060519	SOIL	SIDNEY, NY	06/05/19 12:24	06/05/19
L1923971-10	B10 36-38 060519	SOIL	SIDNEY, NY	06/05/19 12:47	06/05/19
L1923971-11	B11 24-26 060519	SOIL	SIDNEY, NY	06/05/19 13:01	06/05/19
L1923971-12	B12 24-26 060519	SOIL	SIDNEY, NY	06/05/19 13:17	06/05/19
L1923971-13	B13 24-26 060519	SOIL	SIDNEY, NY	06/05/19 13:25	06/05/19
L1923971-14	B14 24-26 060519	SOIL	SIDNEY, NY	06/05/19 13:42	06/05/19
L1923971-15	B15 24-26 060519	SOIL	SIDNEY, NY	06/05/19 14:07	06/05/19
L1923971-16	B16 24-26 060519	SOIL	SIDNEY, NY	06/05/19 14:31	06/05/19
L1923971-17	DUPE 3	SOIL	SIDNEY, NY	06/05/19 00:00	06/05/19

Case Narrative

The samples were received in accordance with the Chain of Custody and no significant deviations were encountered during the preparation or analysis unless otherwise noted. Sample Receipt, Container Information, and the Chain of Custody are located at the back of the report.

Results contained within this report relate only to the samples submitted under this Alpha Lab Number and meet NELAP requirements for all NELAP accredited parameters unless otherwise noted in the following narrative. The data presented in this report is organized by parameter (i.e. VOC, SVOC, etc.). Sample specific Quality Control data (i.e. Surrogate Spike Recovery) is reported at the end of the target analyte list for each individual sample, followed by the Laboratory Batch Quality Control at the end of each parameter. Tentatively Identified Compounds (TICs), if requested, are reported for compounds identified to be present and are not part of the method/program Target Compound List, even if only a subset of the TCL are being reported. If a sample was re-analyzed or re-extracted due to a required quality control corrective action and if both sets of data are reported, the Laboratory ID of the re-analysis or re-extraction is designated with an "R" or "RE", respectively. When multiple Batch Quality Control elements are reported (e.g. more than one LCS), the associated samples for each element are noted in the grey shaded header line of each data table. Any Laboratory Batch, Sample Specific % recovery or RPD value that is outside the listed Acceptance Criteria is bolded in the report. All specific QC information is also incorporated in the Data Usability format of our Data Merger tool where it can be reviewed along with any associated usability implications. Soil/sediments, solids and tissues are reported on a dry weight basis unless otherwise noted. Definitions of all data qualifiers and acronyms used in this report are provided in the Glossary located at the back of the report.

In reference to questions H (CAM) or 4 (RCP) when "NO" is checked, the performance criteria for CAM and RCP methods allow for some quality control failures to occur and still be within method compliance. In these instances the specific failure is not narrated but noted in the associated QC table. The information is also incorporated in the Data Usability format of our Data Merger tool where it can be reviewed along with any associated usability implications.

Please see the associated ADEx data file for a comparison of laboratory reporting limits that were achieved with the regulatory Numerical Standards requested on the Chain of Custody.

HOLD POLICY
For samples submitted on hold, Alpha's policy is to hold samples (with the exception of Air canisters) free of charge for 21 calendar days from the date the project is completed. After 21 calendar days, we will dispose of all samples submitted including those put on hold unless you have contacted your Client Service Representative and made arrangements for Alpha to continue to hold the samples. Air canisters will be disposed after 3 business days from the date the project is completed.

Please contact Client Services at 800-624-9220 with any questions.

Case Narrative (continued)

Report Submission

All non-detect (ND) or estimated concentrations (J-qualified) have been quantitated to the limit noted in the MDL column.

Sample Receipt

The analyses performed were specified by the client.

PCBs

L1923971-02, -03, -04, -06, -07, and -17: The surrogate recoveries are below the acceptance criteria for 2,4,5,6-tetrachloro-m-xylene (0%) and decachlorobiphenyl (0%) due to the dilution required to quantitate the sample. Re-extraction was not required; therefore, the results of the original analysis are reported.

L1923971-07 contains peaks which match the retention times for Aroclor 1242, but do not match the area ratios typical for this aroclor. The result for Aroclor 1242 is reported as "altered".

WG1246013: An MS/MSD was not analyzed because the dilution required by the elevated concentrations of non-target compounds present in the native sample would have caused the spike compounds to be diluted below the range of calibration.

I, the undersigned, attest under the pains and penalties of perjury that, to the best of my knowledge and belief and based upon my personal inquiry of those responsible for providing the information contained in this analytical report, such information is accurate and complete. This certificate of analysis is not complete unless this page accompanies any and all pages of this report.

Authorized Signature: Cristen Walker Report Date: 06/10/19

Title: Technical Director/Representative

GLOSSARY

Acronyms

DL	- Detection Limit: This value represents the level to which target analyte concentrations are reported as estimated values, when those target analyte concentrations are quantified below the limit of quantitation (LOQ). The DL includes any adjustments from dilutions, concentrations or moisture content, where applicable. (DoD report formats only.)
EDL	- Estimated Detection Limit: This value represents the level to which target analyte concentrations are reported as estimated values, when those target analyte concentrations are quantified below the reporting limit (RL). The EDL includes any adjustments from dilutions, concentrations or moisture content, where applicable. The use of EDLs is specific to the analysis of PAHs using Solid-Phase Microextraction (SPME).
EMPC	- Estimated Maximum Possible Concentration: The concentration that results from the signal present at the retention time of an analyte when the ions meet all of the identification criteria except the ion abundance ratio criteria. An EMPC is a worst-case estimate of the concentration.
EPA	- Environmental Protection Agency.
LCS	- Laboratory Control Sample: A sample matrix, free from the analytes of interest, spiked with verified known amounts of analytes or a material containing known and verified amounts of analytes.
LCSD	- Laboratory Control Sample Duplicate: Refer to LCS.
LFB	- Laboratory Fortified Blank: A sample matrix, free from the analytes of interest, spiked with verified known amounts of analytes or a material containing known and verified amounts of analytes.
LOD	- Limit of Detection: This value represents the level to which a target analyte can reliably be detected for a specific analyte in a specific matrix by a specific method. The LOD includes any adjustments from dilutions, concentrations or moisture content, where applicable. (DoD report formats only.)
LOQ	- Limit of Quantitation: The value at which an instrument can accurately measure an analyte at a specific concentration. The LOQ includes any adjustments from dilutions, concentrations or moisture content, where applicable. (DoD report formats only.) Limit of Quantitation: The value at which an instrument can accurately measure an analyte at a specific concentration. The LOQ includes any adjustments from dilutions, concentrations or moisture content, where applicable. (DoD report formats only.)
MDL	- Method Detection Limit: This value represents the level to which target analyte concentrations are reported as estimated values, when those target analyte concentrations are quantified below the reporting limit (RL). The MDL includes any adjustments from dilutions, concentrations or moisture content, where applicable.
MS	- Matrix Spike Sample: A sample prepared by adding a known mass of target analyte to a specified amount of matrix sample for which an independent estimate of target analyte concentration is available. For Method 332.0, the spike recovery is calculated using the native concentration, including estimated values.
MSD	- Matrix Spike Sample Duplicate: Refer to MS.
NA	- Not Applicable.
NC	- Not Calculated: Term is utilized when one or more of the results utilized in the calculation are non-detect at the parameter's reporting unit.
NDPA/DPA	- N-Nitrosodiphenylamine/Diphenylamine.
NI	- Not Ignitable.
NP	- Non-Plastic: Term is utilized for the analysis of Atterberg Limits in soil.
RL	- Reporting Limit: The value at which an instrument can accurately measure an analyte at a specific concentration. The RL includes any adjustments from dilutions, concentrations or moisture content, where applicable.
RPD	- Relative Percent Difference: The results from matrix and/or matrix spike duplicates are primarily designed to assess the precision of analytical results in a given matrix and are expressed as relative percent difference (RPD). Values which are less than five times the reporting limit for any individual parameter are evaluated by utilizing the absolute difference between the values; although the RPD value will be provided in the report.
SRM	- Standard Reference Material: A reference sample of a known or certified value that is of the same or similar matrix as the associated field samples.
STLP	- Semi-dynamic Tank Leaching Procedure per EPA Method 1315.
TEF	- Toxic Equivalency Factors: The values assigned to each dioxin and furan to evaluate their toxicity relative to 2,3,7,8-TCDD.
TEQ	- Toxic Equivalent: The measure of a sample's toxicity derived by multiplying each dioxin and furan by its corresponding TEF and then summing the resulting values.
TIC	- Tentatively Identified Compound: A compound that has been identified to be present and is not part of the target compound list (TCL) for the method and/or program. All TICs are qualitatively identified and reported as estimated concentrations.

Footnotes

Report Format: DU Report with 'J' Qualifiers

1 - The reference for this analyte should be considered modified since this analyte is absent from the target analyte list of the original method.

Terms

Analytical Method: Both the document from which the method originates and the analytical reference method. (Example: EPA 8260B is shown as 1,8260B.) The codes for the reference method documents are provided in the References section of the Addendum.

Final pH: As it pertains to Sample Receipt & Container Information section of the report, Final pH reflects pH of container determined after adjustment at the laboratory, if applicable. If no adjustment required, value reflects Initial pH.

Frozen Date/Time: With respect to Volatile Organics in soil, Frozen Date/Time reflects the date/time at which associated Reagent Water-preserved vials were initially frozen. Note: If frozen date/time is beyond 48 hours from sample collection, value will be reflected in 'bold'.

Initial pH: As it pertains to Sample Receipt & Container Information section of the report, Initial pH reflects pH of container determined upon receipt, if applicable.

PFAS Total: With respect to PFAS analyses, the 'PFAS, Total (5)' result is defined as the summation of results for: PFHpA, PFHxS, PFOA, PFNA and PFOS. If a 'Total' result is requested, the results of its individual components will also be reported.

Total: With respect to Organic analyses, a 'Total' result is defined as the summation of results for individual isomers or Aroclors. If a 'Total' result is requested, the results of its individual components will also be reported. This is applicable to 'Total' results for methods 8260, 8081 and 8082.

Data Qualifiers

A - Spectra identified as "Aldol Condensation Product".

B - The analyte was detected above the reporting limit in the associated method blank. Flag only applies to associated field samples that have detectable concentrations of the analyte at less than ten times (10x) the concentration found in the blank. For MCP-related projects, flag only applies to associated field samples that have detectable concentrations of the analyte at less than ten times (10x) the concentration found in the blank. For DOD-related projects, flag only applies to associated field samples that have detectable concentrations of the analyte at less than ten times (10x) the concentration found in the blank AND the analyte was detected above one-half the reporting limit (or above the reporting limit for common lab contaminants) in the associated method blank. For NJ-Air-related projects, flag only applies to associated field samples that have detectable concentrations of the analyte above the reporting limit. For NJ-related projects (excluding Air), flag only applies to associated field samples that have detectable concentrations of the analyte, which was detected above the reporting limit in the associated method blank or above five times the reporting limit for common lab contaminants (Phthalates, Acetone, Methylene Chloride, 2-Butanone).

C - Co-elution: The target analyte co-elutes with a known lab standard (i.e. surrogate, internal standards, etc.) for co-extracted analyses.

D - Concentration of analyte was quantified from diluted analysis. Flag only applies to field samples that have detectable concentrations of the analyte.

E - Concentration of analyte exceeds the range of the calibration curve and/or linear range of the instrument.

G - The concentration may be biased high due to matrix interferences (i.e, co-elution) with non-target compound(s). The result should be considered estimated.

H - The analysis of pH was performed beyond the regulatory-required holding time of 15 minutes from the time of sample collection.

I - The lower value for the two columns has been reported due to obvious interference.

M - Reporting Limit (RL) exceeds the MCP CAM Reporting Limit for this analyte.

NJ - Presumptive evidence of compound. This represents an estimated concentration for Tentatively Identified Compounds (TICs), where the identification is based on a mass spectral library search.

P - The RPD between the results for the two columns exceeds the method-specified criteria.

Q - The quality control sample exceeds the associated acceptance criteria. For DOD-related projects, LCS and/or Continuing Calibration Standard exceedences are also qualified on all associated sample results. Note: This flag is not applicable for matrix spike recoveries when the sample concentration is greater than 4x the spike added or for batch duplicate RPD when the sample concentrations are less than 5x the RL. (Metals only.)

R - Analytical results are from sample re-analysis.

RE - Analytical results are from sample re-extraction.

S - Analytical results are from modified screening analysis.

J - Estimated value. The Target analyte concentration is below the quantitation limit (RL), but above the Method Detection Limit (MDL) or Estimated Detection Limit (EDL) for SPME-related analyses. This represents an estimated concentration for Tentatively Identified Compounds (TICs).

ND - Not detected at the method detection limit (MDL) for the sample, or estimated detection limit (EDL) for SPME-related analyses.

Report Format: DU Report with 'J' Qualifiers

Volatile Organics Instruments

Volatile Organics:

Instrument: Agilent 7890 GC/5975C MSD	Columns (length x ID x df):
Trap: Supelco K Trap (VOACARB 3000)	RTX-VMS 20m x 0.18mm x 1um
Concentrator: EST Encon (or equivalent)	RTX-VMS 30m x 0.25mm x 1.4um
Autosampler: EST Centurion (or equivalent)	RTX-502.2 40m x 0.18mm x 1um
Purge time: 11 min	

Volatile Organics: VPH

Instrument: Agilent 6890 (or equivalent)	Column Type: Restek RTX 502.2
Trap: Supelco K Trap (VOACARB 3000)	Column Length: 105 Meters
Concentrator: EST Encon (or equivalent)	df: 3.00 um
Autosampler: EST Centurion (or equivalent)	ID: 0.53mm

Volatile Organics: PIANO

Instrument: Agilent 7890 GC/5975C MSD	Column Type: DB-VRX
Trap: Supelco K Trap (VOACARB 3000)	Column Length: 60 Meters
Concentrator: Tekmar Velocity / EST Encon	df: 1.40 um
Autosampler: Varian Archon / EST Centurion	ID: 0.25 mm
Purge time: 11 min	Desorb: 1 min

Volatile Organics: Dissolved Gas

Instrument: Agilent 7890 (or equivalent) with FID/TCD

	Column Type: Haysep S Column
	Column Length: 2 Meters packed (100/200 mesh)
Autosampler: LEAP Headspace	Purge time: 0.6 min

Volatile Organics in Air Instruments

Volatile Organics in Air:

Instruments: Agilent 6890 GC / 5975 MSD Shimadzu QP2010-SE / QP2020

Concentrator: Entech 7100A or 7200	Column Type: Restek RTX-1
Autosampler: Entech 7016CA or 7016D	Column Length: 60 Meters
	df: 1.00 um
	ID: 0.25 mm or 0.32 mm

Trap 1: Glass Bead: manufacturer-Entech: 20 cm packing material
Trap 2: Tenax: manufacturer-Entech: 20 cm packing material

Semivolatile Organics Instruments - Westborough

Semivolatile Organics (Acid/Base/Neutral Extractables):

Instrument: Agilent 5973N MSD	Injection volume: 1 ul;2 uL LVI
Column Type: Restek RXI-5SILMS	df: 0.32 um
Column Length: 30 Meters	ID: 0.25 mm

Polynuclear Aromatic Hydrocarbons by 8270 SIM:

Instrument: Agilent 5973 MSD	Injection volume: 1 ul;2 uL LVI
Column Type: Restek RXI-5SILMS	df: 0.25 um
Column Length: 30 Meters	ID: 0.25 mm

Pesticides/PCB/Herbicides:

Instrument: Agilent 6890 w/Dual Micro ECDs	Injection Volume: 1uL
Column A: Restek RTX-CL/STX-CL	df: 0.32
Column B: Restek RTX/STX-CLPPesticide II	df: 0.25
Column Length: 30 Meters	ID: 0.32 mm

Petroleum/EPH:

Instrument: Agilent 6890 w/FID / HP 5890 w/ FID	Injection Volume: 1uL
Column: Restek RTX 5	df: 0.25
Column Length: 30 Meters	
ID: 0.32 mm	

Semivolatile Organic Instruments - Mansfield

Semivolatile Organics (ALK-PAH Extractables):

Instrument: Agilent 5973N / 5975 MSD	Injection volume: 1 ul
Column Type: ZB-5	df: 0.25 um
Column Length: 60 Meters	ID: 0.25 mm

Semivolatile Organics (8270):

Instrument: Agilent 5973N / 5975 MSD	Injection volume: 2 ul
Column Type: ZB-Semivolatiles	df: 0.25 um
Column Length: 30 Meters	ID: 0.25 mm

Semivolatile Organics (8270 SIM):

Instrument: Agilent 5973N / 5975 MSD	Injection volume: 3 ul
Column Type: ZB-5	df: 0.25 um
Column Length: 30 Meters	ID: 0.25 mm

Semivolatile Organics (1,4-Dioxane):

Instrument: Agilent 5973N / 5975 / 5977 MSD	Injection volume: 3 ul
Column Type: RTX-5	df: 0.25um, 0.18 um
Column Length: 30 Meters	ID: 0.25um, 0.18 mm

Semivolatile Organics (209 Congener):

Instrument: Agilent 5973N / 5975 MSD	Injection volume: 3 ul
Column Type: RTX-5, RTX-PCB	df: 0.25um, 0.18 um
Column Length: 60 Meters	ID: 0.25um, 0.18 mm

Semivolatile Organics (8081):

Instrument: Agilent 6890 / 7890	Injection volume: 1 ul
Column Type: RTX-5 / RTX-CLP II	df: 0.25 um
Column Length: 60 Meters	ID: 0.25 mm

Semivolatile Organics (8082):

Instrument: Agilent 6890 w/Dual Micro ECDs	Injection Volume: 1uL
Column A: Restek RTX-CL/STX-CL	df: 0.32
Column B: Restek RTX/STX-CLPPesticide II	df: 0.25
Column Length: 30 Meters	ID: 0.32 mm

Semivolatile Organics (SHC Extractables):

Instrument: Agilent 6890	Injection volume: 1 ul
Column Type: RTX-5	df: 0.25 um
Column Length: 60 Meters	ID: 0.25 mm

Sample Delivery Group Summary

Alpha Job Number : L1923971

Received : 05-JUN-2019
Reviewer : Isaac Mensah

Account Name : Barton & Loguidice, P.C
Project Number : 1153.010.001
Project Name : AMPHENOL SUB SLAB SOILS

Delivery Information

Samples Delivered By : Alpha Courier

Chain of Custody : Present

Cooler Information

Cooler	Seal/Seal#	Preservation	Temperature(°C)	Additional Information
A	Absent/	Ice	4.0	

Condition Information

1) All samples on COC received?	**YES**
2) Extra samples received?	**NO**
3) Are there any sample container discrepancies?	**NO**
4) Are there any discrepancies between sample labels & COC?	**NO**
5) Are samples in appropriate containers for requested analysis?	**YES**
6) Are samples properly preserved for requested analysis?	**YES**
7) Are samples within holding time for requested analysis?	**YES**
8) All sampling equipment returned?	**NA**

Volatile Organics/VPH

1) Reagent Water Vials Frozen by Client?	**NA**

ALPHA ANALYTICAL LABORATORIES, INC.
LOGIN CHAIN OF CUSTODY REPORT
Jun 10 2019, 12:54 pm

Login Number: L1923971
Account: BARTON2 Barton & Loguidice, P.CProject: 1153.010.001
Received: 05JUN19 Due Date: 10JUN19

Sample #	Client ID	Mat	PR	Collected
L1923971-01	B1 36-38 060519	3	1A	05JUN19 10:44

L1923971-01 MS L1923971-01 MSD 8082:Segregate glassware; potential high PCB; use 5 g for extraction

HOLD-8082,MS/MSD

L1923971-02	B2 36-38 060519	3	1A	05JUN19 11:02

8082:Segregate glassware; potential high PCB; use 5 g for extraction L1923971-02 MS L1923971-02 MSD
ASP-B Package Due Date: 06/10/19

ASP-B,MS/MSD,NYTCL-8082,TS

L1923971-03	B3 36-38 060519	3	1A	05JUN19 11:12

8082:Segregate glassware; potential high PCB; use 5 g for extraction

NYTCL-8082,TS

L1923971-04	B4 36-38 060519	3	1A	05JUN19 11:22

8082:Segregate glassware; potential high PCB; use 5 g for extraction

NYTCL-8082,TS

L1923971-05	B5 36-38 060519	3	1A	05JUN19 11:31

8082:Segregate glassware; potential high PCB; use 5 g for extraction

NYTCL-8082,TS

L1923971-06	B6 36-38 060519	3	1A	05JUN19 11:41

8082:Segregate glassware; potential high PCB; use 5 g for extraction

NYTCL-8082,TS

L1923971-07	B7 36-38 060519	3	1A	05JUN19 11:56

8082:Segregate glassware; potential high PCB; use 5 g for extraction

ALPHA ANALYTICAL LABORATORIES, INC.
LOGIN CHAIN OF CUSTODY REPORT
Jun 10 2019, 12:54 pm

Login Number: L1923971
Account: BARTON2 Barton & Loguidice, P.CProject: 1153.010.001
Received: 05JUN19 Due Date: 10JUN19

Sample #	Client ID	Mat	PR	Collected
NYTCL-8082,TS				
L1923971-08	B8 36-38 060519	3	1A	05JUN19 12:12
8082:Segregate glassware; potential high PCB; use 5 g for extraction				
HOLD-8082				
L1923971-09	B9 36-38 060519	3	1A	05JUN19 12:24
8082:Segregate glassware; potential high PCB; use 5 g for extraction				
NYTCL-8082,TS				
L1923971-10	B10 36-38 060519	3	1A	05JUN19 12:47
8082:Segregate glassware; potential high PCB; use 5 g for extraction				
HOLD-8082				
L1923971-11	B11 24-26 060519	3	1A	05JUN19 13:01
8082:Segregate glassware; potential high PCB; use 5 g for extraction				
HOLD-8082				
L1923971-12	B12 24-26 060519	3	1A	05JUN19 13:17
8082:Segregate glassware; potential high PCB; use 5 g for extraction				
NYTCL-8082,TS				
L1923971-13	B13 24-26 060519	3	1A	05JUN19 13:25
8082:Segregate glassware; potential high PCB; use 5 g for extraction				
HOLD-8082				

ALPHA ANALYTICAL LABORATORIES, INC.
LOGIN CHAIN OF CUSTODY REPORT
Jun 10 2019, 12:54 pm

Login Number: L1923971
Account: BARTON2 Barton & Loguidice, P.CProject: 1153.010.001
Received: 05JUN19 Due Date: 10JUN19

Sample #	Client ID	Mat	PR	Collected
L1923971-14	B14 24-26 060519	3	1A	05JUN19 13:42
8082:Segregate glassware; potential high PCB; use 5 g for extraction				
HOLD-8082				
L1923971-15	B15 24-26 060519	3	1A	05JUN19 14:07
8082:Segregate glassware; potential high PCB; use 5 g for extraction				
HOLD-8082				
L1923971-16	B16 24-26 060519	3	1A	05JUN19 14:31
8082:Segregate glassware; potential high PCB; use 5 g for extraction				
HOLD-8082				
L1923971-17	DUPE 3	3	1A	05JUN19 00:00
8082:Segregate glassware; potential high PCB; use 5 g for extraction				
NYTCL-8082,TS				

Logged By: Isaac Mensah

NEW YORK CHAIN OF CUSTODY

ALPHA ANALYTICAL

Westborough, MA 01581
8 Walkup Dr.
TEL: 508-898-9220
FAX: 508-898-9193

Mansfield, MA 02046
320 Forbes Blvd
TEL: 508-822-9300
FAX: 508-822-3288

Service Centers
Mahwah, NJ 07430: 35 Whitney Rd, Suite 5
Albany, NY 12205: 14 Walker Way
Tonawanda, NY 14150: 275 Cooper Ave, Suite 105

Page 1 of 2

Date Rec'd in Lab: 6/6/19

ALPHA Job #: L1923971

Project Information

Project Name: Amphenol Sub Slab Soils
Project Location: Sindey, NY
Project #: 1153.010.001
(Use Project name as Project #) ☐
Project Manager: Bryce Dingman
ALPHAQuote #:

Turn-Around Time

Standard ☐ Due Date:
Rush (only if pre approved) ☑ # of Days: 1 Day

Client Information

Client: B&L
Address: 443 Electronics Pkwy
Liverpool, NY 13088
Phone: 315-457-5200
Fax: bdingman, mstrodel
Email: @bartonandloguidice.com

Deliverables

☐ ASP-A ☑ ASP-B
☐ EQuIS (1 File) ☐ EQuIS (4 File)
☐ Other

Regulatory Requirement

☐ NY TOGS ☐ NY Part 375
☐ AWQ Standards ☐ NY CP-51
☐ NY Restricted Use ☐ Other
☐ NY Unrestricted Use
☐ NYC Sewer Discharge

Billing Information

☐ Same as Client Info
PO # 1153.010.001

Disposal Site Information

Please identify below location of applicable disposal facilities.

Disposal Facility:
☐ NJ ☐ NY
☐ Other:

These samples have been previously analyzed by Alpha ☐

Other project specific requirements/comments:

PLEASE HOLD SAMPLES UNTIL APPROVED TO ANALYZE

Please specify Metals or TAL.

Sample Filtration
☐ Done
☐ Lab to do
Preservation
☐ Lab to do
(Please Specify below)

ALPHA Lab ID (Lab Use Only)	Sample ID	Collection Date	Collection Time	Sample Matrix	Sampler's Initials	ANALYSIS: EPA 8082 - PCBs								Sample Specific Comments	Total Bottles
23971-01	B1 36-38 060519	6/5/2019	10:44	So	MPS	X								MS/MSD	3
02	B2 36-38 060519	6/5/2019	11:02	So	MPS	X									1
03	B3 36-38 060519	6/5/2019	11:12	So	MPS	X									1
04	B4 36-38 060519	6/5/2019	11:22	So	MPS	X									1
05	B5 36-38 060519	6/5/2019	11:31	So	MPS	X									1
06	B6 36-38 060519	6/5/2019	11:41	So	MPS	X									1
07	B7 36-38 060519	6/5/2019	11:56	So	MPS	X									1
08	B8 36-38 060519	6/5/2019	12:12	So	MPS	X									1
09	B9 36-38 060519	6/5/2019	12:24	So	MPS	X									1
10	B10 36-38 060519	6/5/2019	12:47	So	MPS	X									1
					Container Type	A									
					Preservative	A									

HOLD

Preservative Code:
A = None
B = HCl
C = HNO_3
D = H_2SO_4
E = NaOH
F = MeOH
G = $NaHSO_4$
H = $Na_2S_2O_3$
K/E = Zn Ac/NaOH
O = Other

Container Code
P = Plastic
A = Amber Glass
V = Vial
G = Glass
B = Bacteria Cup
C = Cube
O = Other
E = Encore
D = BOD Bottle

Westboro: Certification No: MA935
Mansfield: Certification No: MA015

Relinquished By:	Date/Time	Received By:	Date/Time
[signature]	06/05/19 18:35	[signature]	6/5/19 1915
[signature]	6/5/19 1915	[signature]	6/6/19 0140

Please print clearly, legibly and completely. Samples can not be logged in and turnaround time clock will not start until any ambiguities are resolved. BY EXECUTING THIS COC, THE CLIENT HAS READ AND AGREES TO BE BOUND BY ALPHA'S TERMS & CONDITIONS.

Form No: 01-25 (rev. 30-Sept-2013)

NEW YORK CHAIN OF CUSTODY

ALPHA ANALYTICAL

Westborough, MA 01581
8 Walkup Dr.
TEL: 508-898-9220
FAX: 508-898-9193

Mansfield, MA 02048
320 Forbes Blvd
TEL: 508-822-9300
FAX: 508-822-3288

Service Centers
Mahwah, NJ 07430: 35 Whitney Rd, Suite 5
Albany, NY 12205: 14 Walker Way
Tonawanda, NY 14150: 275 Cooper Ave, Suite 105

Page 2 of 2

Date Rec'd in Lab: 6/6/19

ALPHA Job #: L1923971

Project Information

Project Name: Amphenol Sub Slab Soils
Project Location: Sindey, NY
Project #: 1153.010.001
(Use Project name as Project #) ☐
Project Manager: Bryce Dingman
ALPHAQuote #:

Turn-Around Time

Standard ☐ Due Date:
Rush (only if pre approved) ☑ # of Days: 1 Day

Client Information

Client: B&L
Address: 443 Electronics Pkwy
Liverpool, NY 13088
Phone: 315-457-5200
Fax: bdingman, mstrodel
Email: @bartonandloguidice.com

Deliverables

☐ ASP-A ☑ ASP-B
☐ EQuIS (1 File) ☐ EQuIS (4 File)
☐ Other

Regulatory Requirement

☐ NY TOGS ☐ NY Part 375
☐ AWQ Standards ☐ NY CP-51
☐ NY Restricted Use ☐ Other
☐ NY Unrestricted Use
☐ NYC Sewer Discharge

Billing Information

☐ Same as Client Info
PO # 1153.010.001

Disposal Site Information

Please identify below location of applicable disposal facilities.
Disposal Facility:
☐ NJ ☐ NY
☐ Other:

These samples have been previously analyzed by Alpha ☐

Other project specific requirements/comments:

PLEASE HOLD SAMPLES UNTIL APPROVED TO ANALYZE

Please specify Metals or TAL.

ANALYSIS

Sample Filtration
☐ Done
☐ Lab to do
Preservation
☐ Lab to do
(Please Specify below)

ALPHA Lab ID (Lab Use Only)	Sample ID	Collection Date	Collection Time	Sample Matrix	Sampler's Initials	EPA 8082 - PCBs	Sample Specific Comments	Total Bottles
23971-11	B11 ~~36-38~~ 24-26 060519	6/5/2019	13:01	So	MPS	X	[redacted]	1
12	B12 ~~36-38~~ 24-26 060519	6/5/2019	13:17	So	MPS	X	[redacted]	1
13	B13 ~~36-38~~ 24-26 060519	6/5/2019	13:25	So	MPS	X		1
14	B14 ~~36-38~~ 24-26 060519	6/5/2019	13:42	So	MPS	X	[redacted]	1
15	B15 ~~36-38~~ 24-26 060519	6/5/2019	14:07	So	MPS	X		1
16	B16 ~~36-38~~ 24-26 060519	6/5/2019	14:31	So	MPS	X		1
17	Dupe 3	6/5/2019		So	MPS	X		1
		6/5/2019		So	MPS	X		1
		6/5/2019		So	MPS	X		1
		6/5/2019		So	MPS	X		1

Preservative Code:
A = None
B = HCl
C = HNO_3
D = H_2SO_4
E = NaOH
F = MeOH
G = $NaHSO_4$
H = $Na_2S_2O_3$
K/E = Zn Ac/NaOH
O = Other

Container Code
P = Plastic
A = Amber Glass
V = Vial
G = Glass
B = Bacteria Cup
C = Cube
O = Other
E = Encore
D = BOD Bottle

Westboro: Certification No: MA935
Mansfield: Certification No: MA015

Container Type	A											
Preservative	A											

Relinquished By:	Date/Time	Received By:	Date/Time
[signature]	6/5/19 18:35	[signature]	6/5/19 1915
[signature]	6/5/19 1915	[signature]	6/6/19 0940

Please print clearly, legibly and completely. Samples can not be logged in and turnaround time clock will not start until any ambiguities are resolved. BY EXECUTING THIS COC, THE CLIENT HAS READ AND AGREES TO BE BOUND BY ALPHA'S TERMS & CONDITIONS.

Form No: 01-25 (rev. 30-Sept-2013)

Organics

GC Extractable Analysis Polychlorinated Biphenyls (PCB)

Aroclor QC Summary

Surrogate Recovery Summary
Form 2
PCBs

Client: Barton & Loguidice, P.C
Project Name: AMPHENOL SUB SLAB SOILS

Lab Number: L1923971
Project Number: 1153.010.001
Matrix: Soil

GC Column 1: CLP-Pesticide
GC Column 2: CLP-PesticideII

CLIENT ID (LAB SAMPLE NO.)	TCX 1 %REC	TCX 2 %REC	DCB 1 %REC	DCB 2 %REC	OTHER (1)	OTHER (2)	TOT OUT
B2 36-38 060519 (L1923971-02D)	0*	0*	0*	0*			4
B3 36-38 060519 (L1923971-03D)	0*	0*	0*	0*			4
B4 36-38 060519 (L1923971-04D)	0*	0*	0*	0*			4
B5 36-38 060519 (L1923971-05)	88	79	118	101			0
B6 36-38 060519 (L1923971-06D)	0*	0*	0*	0*			4
B7 36-38 060519 (L1923971-07D)	0*	0*	0*	0*			4
B9 36-38 060519 (L1923971-09)	75	66	80	73			0
B12 24-26 060519 (L1923971-12)	75	67	88	78			0
DUPE 3 (L1923971-17D)	0*	0*	0*	0*			4
WG1246013-1BLANK	94	98	102	116			0
WG1246013-2LCS	90	92	100	115			0
WG1246013-3LCSD	88	90	95	111			0

QC LIMITS
(30-150) TCX = 2,4,5,6-TETRACHLORO-M-XYLENE
(30-150) DCBP = DECACHLOROBIPHENYL

* Values outside of QC limits

FORM II NYTCL-8082

Laboratory Control Sample Summary
Form 3
PCBs

Client	: Barton & Loguidice, P.C	**Lab Number**	: L1923971
Project Name	: AMPHENOL SUB SLAB SOILS	**Project Number**	: 1153.010.001
Matrix	: SOIL		
LCS Sample ID	: WG1246013-2 **Analysis Date** : 06/08/19 18:44	**File ID**	: 16190608a-20
LCSD Sample ID	: WG1246013-3 **Analysis Date** : 06/08/19 18:59	**File ID**	: 16190608a-21

	Laboratory Control Sample			Laboratory Control Duplicate					
Parameter	True (ug/kg)	Found (ug/kg)	%R	True (ug/kg)	Found (ug/kg)	%R	RPD	Recovery Limits	RPD Limit
Aroclor 1016	201	154	77	206	151	73	5	40-140	50
Aroclor 1260	201	158	79	206	154	75	5	40-140	50

Method Blank Summary
Form 4
PCBs

Client	: Barton & Loguidice, P.C	Lab Number	: L1923971
Project Name	: AMPHENOL SUB SLAB SOILS	Project Number	: 1153.010.001
Lab Sample ID	: WG1246013-1	Lab File ID	: 16190608a-19
Matrix	: SOIL	Extraction Date	: 06/07/19
Sulfur Cleanup	: Y		
Analysis Date (1)	: 06/08/19 18:30	Analysis Date (2)	: 06/08/19 18:30
Instrument ID (1)	: PEST16	Instrument ID (2)	: PEST16

Client Sample No.	Lab Sample ID	Analysis Date 1	Analysis Date 2
WG1246013-2LCS	WG1246013-2	06/08/19 18:44	06/08/19 18:44
WG1246013-3LCSD	WG1246013-3	06/08/19 18:59	06/08/19 18:59
B2 36-38 060519	L1923971-02D	06/09/19 22:52	06/09/19 22:52
DUPE 3	L1923971-17D	06/09/19 23:30	06/09/19 23:30
B5 36-38 060519	L1923971-05	06/10/19 00:07	06/10/19 00:07
B9 36-38 060519	L1923971-09	06/10/19 00:19	06/10/19 00:19
B12 24-26 060519	L1923971-12	06/10/19 00:31	06/10/19 00:31
B3 36-38 060519	L1923971-03D	06/10/19 02:27	06/10/19 02:27
B4 36-38 060519	L1923971-04D	06/10/19 02:39	06/10/19 02:39
B7 36-38 060519	L1923971-07D	06/10/19 02:52	06/10/19 02:52
B6 36-38 060519	L1923971-06D	06/10/19 03:04	06/10/19 03:04

Analytical Sequence
Form 8b
PCBs

Client	: Barton & Loguidice, P.C	**Lab Number**	: L1923971
Project Name	: AMPHENOL SUB SLAB SOILS	**Project Number**	: 1153.010.001
Instrument ID	: PEST16	**Initial Calib. Date(s)**	: 04/09/19 04/09/19

Client ID	Lab ID	Date/Time Analyzed
1242/1268 L1	R1174948-1	04/09/19 02:06
1242/1268 L2	R1174948-2	04/09/19 02:19
1242/1268 L3	R1174948-3	04/09/19 02:31
1242/1268 L4	R1174948-4	04/09/19 02:44
1242/1268 L5	R1174948-5	04/09/19 02:56
1242/1268 L6	R1174948-6	04/09/19 03:08
1232/1262 L1	R1174948-7	04/09/19 03:21
1232/1262 L2	R1174948-8	04/09/19 03:33
1232/1262 L3	R1174948-9	04/09/19 03:46
1232/1262 L4	R1174948-10	04/09/19 03:58
1232/1262 L5	R1174948-11	04/09/19 04:11
1232/1262 L6	R1174948-12	04/09/19 04:24
1248 L1	R1174948-13	04/09/19 04:35
1248 L2	R1174948-14	04/09/19 04:48
1248 L3	R1174948-15	04/09/19 05:01
1248 L4	R1174948-16	04/09/19 05:13
1248 L5	R1174948-17	04/09/19 05:26
1248 L6	R1174948-18	04/09/19 05:39
1221/1254 L1	R1174948-19	04/09/19 05:51
1221/1254 L2	R1174948-21	04/09/19 06:04
1221/1254 L3	R1174948-20	04/09/19 06:16
1221/1254 L4	R1174948-22	04/09/19 06:29
1221/1254 L5	R1174948-24	04/09/19 06:41
1221/1254 L6	R1174948-23	04/09/19 06:54
1016/1260 L1	R1174948-25	04/09/19 07:06
1016/1260 L2	R1174948-26	04/09/19 07:19
1016/1260 L3	R1174948-27	04/09/19 07:31
1016/1260 L4	R1174948-28	04/09/19 07:43
1016/1260 L5	R1174948-29	04/09/19 07:56
1016/1260 L6	R1174948-30	04/09/19 08:08
R1174948-31 ICV	R1174948-31	04/09/19 08:20
R1174948-32 ICV	R1174948-32	04/09/19 08:33
R1174948-33 ICV	R1174948-33	04/09/19 08:45
R1174948-34 ICV	R1174948-34	04/09/19 08:57
R1174948-35 ICV	R1174948-35	04/09/19 09:10
WG1246157-1 CCAL	WG1246157-1	06/08/19 09:36
WG1246013-1 BLANK	WG1246013-1	06/08/19 18:30
WG1246013-2 LCS	WG1246013-2	06/08/19 18:44
WG1246013-3 LCSD	WG1246013-3	06/08/19 18:59

Analytical Sequence
Form 8b
PCBs

Client	: Barton & Loguidice, P.C	**Lab Number**	: L1923971
Project Name	: AMPHENOL SUB SLAB SOILS	**Project Number**	: 1153.010.001
Instrument ID	: PEST12	**Initial Calib. Date(s)**	: 04/09/19 04/09/19

Client ID	Lab ID	Date/Time Analyzed
1242/1268 L1	R1175097-1	04/09/19 04:25
1242/1268 L2	R1175097-2	04/09/19 04:37
1242/1268 L3	R1175097-3	04/09/19 04:49
1242/1268 L4	R1175097-4	04/09/19 05:02
1242/1268 L5	R1175097-5	04/09/19 05:14
1242/1268 L6	R1175097-6	04/09/19 05:27
1232/1262 L1	R1175097-7	04/09/19 05:39
1232/1262 L2	R1175097-8	04/09/19 05:51
1232/1262 L3	R1175097-9	04/09/19 06:04
1232/1262 L4	R1175097-10	04/09/19 06:16
1232/1262 L5	R1175097-11	04/09/19 06:29
1232/1262 L6	R1175097-12	04/09/19 06:41
1248 L1	R1175097-13	04/09/19 06:53
1248 L2	R1175097-14	04/09/19 07:06
1248 L3	R1175097-15	04/09/19 07:18
1248 L4	R1175097-16	04/09/19 07:30
1248 L5	R1175097-17	04/09/19 07:43
1248 L6	R1175097-18	04/09/19 07:55
1221/1254 L1	R1175097-19	04/09/19 08:08
1221/1254 L2	R1175097-20	04/09/19 08:20
1221/1254 L3	R1175097-21	04/09/19 08:32
1221/1254 L4	R1175097-22	04/09/19 08:45
1221/1254 L5	R1175097-23	04/09/19 08:57
1221/1254 L6	R1175097-24	04/09/19 09:10
1016/1260 L1	R1175097-25	04/09/19 09:22
1016/1260 L2	R1175097-26	04/09/19 09:49
1016/1260 L3	R1175097-27	04/09/19 10:01
1016/1260 L4	R1175097-28	04/09/19 10:14
1016/1260 L5	R1175097-29	04/09/19 10:26
1016/1260 L6	R1175097-30	04/09/19 10:39
R1175097-31 ICV	R1175097-31	04/09/19 10:51
R1175097-32 ICV	R1175097-32	04/09/19 11:03
R1175097-33 ICV	R1175097-33	04/09/19 11:16
R1175097-34 ICV	R1175097-34	04/09/19 11:28
R1175097-35 ICV	R1175097-35	04/09/19 11:41
WG1246345-1 CCAL	WG1246345-1	06/09/19 22:10
B2 36-38 060519	L1923971-02 D	06/09/19 22:52
DUPE 3	L1923971-17 D	06/09/19 23:30
B5 36-38 060519	L1923971-05	06/10/19 00:07
B9 36-38 060519	L1923971-09	06/10/19 00:19
B12 24-26 060519	L1923971-12	06/10/19 00:31
B3 36-38 060519	L1923971-03 D	06/10/19 02:27

Analytical Sequence
Form 8b
PCBs

Client	: Barton & Loguidice, P.C	**Lab Number**	: L1923971
Project Name	: AMPHENOL SUB SLAB SOILS	**Project Number**	: 1153.010.001
Instrument ID	: PEST12	**Initial Calib. Date(s)**	: 04/09/19 04/09/19

Client ID	Lab ID	Date/Time Analyzed
B4 36-38 060519	L1923971-04 D	06/10/19 02:39
B7 36-38 060519	L1923971-07 D	06/10/19 02:52
B6 36-38 060519	L1923971-06 D	06/10/19 03:04

Date Created: 08/27/18
Created By: Jason Hebert
File: PM5369-1
Page: 1

SW-846 8082A - Polychlorinated Biphenyls (SOIL)

Holding Time: 14 days
Container/Sample Preservation: 1 - Glass 250ml/8oz unpreserved

Analyte	CAS #	RL	MDL	Units	LCS Criteria	LCS RPD	MS Criteria	MS RPD	Duplicate RPD	Surrogate Criteria		
Aroclor 1016	12674-11-2	33.5	2.97	ug/kg	40-140	50	40-140	50	50			
Aroclor 1221	11104-28-2	33.5	3.36	ug/kg	40-140	50	40-140	50	50			
Aroclor 1232	11141-16-5	33.5	7.10	ug/kg	40-140	50	40-140	50	50			
Aroclor 1242	53469-21-9	33.5	4.52	ug/kg	40-140	50	40-140	50	50			
Aroclor 1248	12672-29-6	33.5	5.03	ug/kg	40-140	50	40-140	50	50			
Aroclor 1254	11097-69-1	33.5	3.66	ug/kg	40-140	50	40-140	50	50			
Aroclor 1260	11096-82-5	33.5	6.19	ug/kg	40-140	50	40-140	50	50			
Aroclor 1262	37324-23-5	33.5	4.25	ug/kg	40-140	30	40-140	50	50			
Aroclor 1268	11100-14-4	33.5	3.47	ug/kg	40-140	30	40-140	50	50			
PCBs, Total	1336-36-3	33.5	2.97	ug/kg				50	50			
PCBs, Total	1336-36-3	33.5	2.97	ug/kg				50	50			
2,4,5,6-Tetrachloro-m-xylene	*877-09-8*									*30-150*		
Decachlorobiphenyl	*2051-24-3*									*30-150*		

Please Note that the RL information provided in this table is calculated using a 100% Solids factor. (Soil/Solids only)
Please Note that the information provided in this table is subject to change at anytime at the discretion of Alpha Analytical, Inc.

Date Created: 08/27/18
Created By: Jason Hebert
File: PM5369-1
Page: 1

PCB - EPA 8082A (WATER)

Holding Time: 7 days
Container / Sample Preservation: 2 - Amber 1000ml unpreserved

Analyte	CAS #	RL	MDL	Units	LCS Criteria	LCS RPD	MS Criteria	MS RPD	Duplicate RPD	Surrogate Criteria		
Aroclor 1016	12674-11-2	0.25	0.0156	ug/l	40-140	50	40-140	50	50			
Aroclor 1221	11104-28-2	0.25	0.0221	ug/l	40-140	50	40-140	50	50			
Aroclor 1232	11141-16-5	0.25	0.046	ug/l	40-140	50	40-140	50	50			
Aroclor 1242	53469-21-9	0.25	0.0362	ug/l	40-140	50	40-140	50	50			
Aroclor 1248	12672-29-6	0.25	0.0455	ug/l	40-140	50	40-140	50	50			
Aroclor 1254	11097-69-1	0.25	0.0168	ug/l	40-140	50	40-140	50	50			
Aroclor 1260	11096-82-5	0.25	0.0344	ug/l	40-140	50	40-140	50	50			
Aroclor 1262	37324-23-5	0.25	0.033	ug/l	40-140	30	40-140	50	50			
Aroclor 1268	11100-14-4	0.25	0.0317	ug/l	40-140	30	40-140	50	50			
PCBs, Total	1336-36-3	0.25	0.0156	ug/l				50	50			
PCBs, Total	1336-36-3	0.25	0.0156	ug/l				50	50			
2,4,5,6-Tetrachloro-m-xylene	*877-09-8*									*30-150*		
Decachlorobiphenyl	*2051-24-3*									*30-150*		

Please Note that the RL information provided in this table is calculated using a 100% Solids factor. (Soil/Solids only)
Please Note that the information provided in this table is subject to change at anytime at the discretion of Alpha Analytical, Inc.

Aroclor Sample Data

Results Summary
Form 1
Polychlorinated Biphenyls by GC

Client	: Barton & Loguidice, P.C	Lab Number	: L1923971
Project Name	: AMPHENOL SUB SLAB SOILS	Project Number	: 1153.010.001
Lab ID	: L1923971-02D	Date Collected	: 06/05/19 11:02
Client ID	: B2 36-38 060519	Date Received	: 06/05/19
Sample Location	: SIDNEY, NY	Date Analyzed	: 06/09/19 22:52
Sample Matrix	: SOIL	Date Extracted	: 06/07/19
Analytical Method	: 1,8082A	Dilution Factor	: 500
Lab File ID	: 12190610a-03	Analyst	: HT
Sample Amount	: 15.28 g	Instrument ID	: PEST12
Extraction Method	: EPA 3546	GC Column	: CLP-Pesticide
Extract Volume	: 5000 uL	%Solids	: 95
GPC Cleanup	: N	Injection Volume	: 1 uL
Sulfur Cleanup	: Y		

		ug/Kg			
CAS NO.	Parameter	Results	RL	MDL	Qualifier
12674-11-2	Aroclor 1016	ND	17300	1530	U
11104-28-2	Aroclor 1221	ND	17300	1730	U
11141-16-5	Aroclor 1232	ND	17300	3660	U
53469-21-9	Aroclor 1242	ND	17300	2330	U
12672-29-6	Aroclor 1248	61000	17300	2590	
11097-69-1	Aroclor 1254	ND	17300	1890	U
11096-82-5	Aroclor 1260	ND	17300	3190	U
37324-23-5	Aroclor 1262	ND	17300	2190	U
11100-14-4	Aroclor 1268	ND	17300	1790	U
1336-36-3	PCBs, Total	61000	17300	1530	

Results Summary
Form 1
Polychlorinated Biphenyls by GC

Client	: Barton & Loguidice, P.C	Lab Number	: L1923971
Project Name	: AMPHENOL SUB SLAB SOILS	Project Number	: 1153.010.001
Lab ID	: L1923971-03D	Date Collected	: 06/05/19 11:12
Client ID	: B3 36-38 060519	Date Received	: 06/05/19
Sample Location	: SIDNEY, NY	Date Analyzed	: 06/10/19 02:27
Sample Matrix	: SOIL	Date Extracted	: 06/07/19
Analytical Method	: 1,8082A	Dilution Factor	: 5000
Lab File ID	: 12190610a-16	Analyst	: HT
Sample Amount	: 15.61 g	Instrument ID	: PEST12
Extraction Method	: EPA 3546	GC Column	: CLP-Pesticide
Extract Volume	: 5000 uL	%Solids	: 92
GPC Cleanup	: N	Injection Volume	: 1 uL
Sulfur Cleanup	: Y		

		ug/Kg			
CAS NO.	Parameter	Results	RL	MDL	Qualifier
12674-11-2	Aroclor 1016	ND	173000	15400	U
11104-28-2	Aroclor 1221	ND	173000	17400	U
11141-16-5	Aroclor 1232	ND	173000	36700	U
53469-21-9	Aroclor 1242	ND	173000	23400	U
12672-29-6	Aroclor 1248	1140000	173000	26000	
11097-69-1	Aroclor 1254	ND	173000	19000	U
11096-82-5	Aroclor 1260	ND	173000	32000	U
37324-23-5	Aroclor 1262	ND	173000	22000	U
11100-14-4	Aroclor 1268	ND	173000	18000	U
1336-36-3	PCBs, Total	1140000	173000	15400	

Results Summary
Form 1
Polychlorinated Biphenyls by GC

Client	: Barton & Loguidice, P.C	Lab Number	: L1923971
Project Name	: AMPHENOL SUB SLAB SOILS	Project Number	: 1153.010.001
Lab ID	: L1923971-04D	Date Collected	: 06/05/19 11:22
Client ID	: B4 36-38 060519	Date Received	: 06/05/19
Sample Location	: SIDNEY, NY	Date Analyzed	: 06/10/19 02:39
Sample Matrix	: SOIL	Date Extracted	: 06/07/19
Analytical Method	: 1,8082A	Dilution Factor	: 10000
Lab File ID	: 12190610a-17	Analyst	: HT
Sample Amount	: 15.64 g	Instrument ID	: PEST12
Extraction Method	: EPA 3546	GC Column	: CLP-Pesticide
Extract Volume	: 5000 uL	%Solids	: 92
GPC Cleanup	: N	Injection Volume	: 1 uL
Sulfur Cleanup	: Y		

		ug/Kg			
CAS NO.	Parameter	Results	RL	MDL	Qualifier
12674-11-2	Aroclor 1016	ND	346000	30700	U
11104-28-2	Aroclor 1221	ND	346000	34700	U
11141-16-5	Aroclor 1232	ND	346000	73300	U
53469-21-9	Aroclor 1242	ND	346000	46600	U
12672-29-6	Aroclor 1248	3970000	346000	51900	
11097-69-1	Aroclor 1254	ND	346000	37800	U
11096-82-5	Aroclor 1260	ND	346000	63900	U
37324-23-5	Aroclor 1262	ND	346000	43900	U
11100-14-4	Aroclor 1268	ND	346000	35800	U
1336-36-3	PCBs, Total	3970000	346000	30700	

Results Summary
Form 1
Polychlorinated Biphenyls by GC

Client	: Barton & Loguidice, P.C	Lab Number	: L1923971
Project Name	: AMPHENOL SUB SLAB SOILS	Project Number	: 1153.010.001
Lab ID	: L1923971-05	Date Collected	: 06/05/19 11:31
Client ID	: B5 36-38 060519	Date Received	: 06/05/19
Sample Location	: SIDNEY, NY	Date Analyzed	: 06/10/19 00:07
Sample Matrix	: SOIL	Date Extracted	: 06/07/19
Analytical Method	: 1,8082A	Dilution Factor	: 1
Lab File ID	: 12190610a-09	Analyst	: HT
Sample Amount	: 15.38 g	Instrument ID	: PEST12
Extraction Method	: EPA 3546	GC Column	: CLP-Pesticide
Extract Volume	: 5000 uL	%Solids	: 91
GPC Cleanup	: N	Injection Volume	: 1 uL
Sulfur Cleanup	: Y		

		ug/Kg			
CAS NO.	Parameter	Results	RL	MDL	Qualifier
12674-11-2	Aroclor 1016	ND	35.6	3.16	U
11104-28-2	Aroclor 1221	ND	35.6	3.57	U
11141-16-5	Aroclor 1232	ND	35.6	7.56	U
53469-21-9	Aroclor 1242	ND	35.6	4.80	U
12672-29-6	Aroclor 1248	473	35.6	5.35	
11097-69-1	Aroclor 1254	ND	35.6	3.90	U
11096-82-5	Aroclor 1260	ND	35.6	6.59	U
37324-23-5	Aroclor 1262	ND	35.6	4.53	U
11100-14-4	Aroclor 1268	ND	35.6	3.69	U
1336-36-3	PCBs, Total	473	35.6	3.16	

Results Summary
Form 1
Polychlorinated Biphenyls by GC

Client	: Barton & Loguidice, P.C	Lab Number	: L1923971
Project Name	: AMPHENOL SUB SLAB SOILS	Project Number	: 1153.010.001
Lab ID	: L1923971-06D	Date Collected	: 06/05/19 11:41
Client ID	: B6 36-38 060519	Date Received	: 06/05/19
Sample Location	: SIDNEY, NY	Date Analyzed	: 06/10/19 03:04
Sample Matrix	: SOIL	Date Extracted	: 06/07/19
Analytical Method	: 1,8082A	Dilution Factor	: 25000
Lab File ID	: 12190610a-19	Analyst	: HT
Sample Amount	: 15.62 g	Instrument ID	: PEST12
Extraction Method	: EPA 3546	GC Column	: CLP-Pesticide
Extract Volume	: 5000 uL	%Solids	: 92
GPC Cleanup	: N	Injection Volume	: 1 uL
Sulfur Cleanup	: Y		

		ug/Kg			
CAS NO.	Parameter	Results	RL	MDL	Qualifier
12674-11-2	Aroclor 1016	ND	873000	77500	U
11104-28-2	Aroclor 1221	ND	873000	87400	U
11141-16-5	Aroclor 1232	ND	873000	185000	U
53469-21-9	Aroclor 1242	9710000	873000	118000	
12672-29-6	Aroclor 1248	ND	873000	131000	U
11097-69-1	Aroclor 1254	ND	873000	95500	U
11096-82-5	Aroclor 1260	ND	873000	161000	U
37324-23-5	Aroclor 1262	ND	873000	111000	U
11100-14-4	Aroclor 1268	ND	873000	90400	U
1336-36-3	PCBs, Total	9710000	873000	77500	

Results Summary
Form 1
Polychlorinated Biphenyls by GC

Client	: Barton & Loguidice, P.C	Lab Number	: L1923971
Project Name	: AMPHENOL SUB SLAB SOILS	Project Number	: 1153.010.001
Lab ID	: L1923971-07D	Date Collected	: 06/05/19 11:56
Client ID	: B7 36-38 060519	Date Received	: 06/05/19
Sample Location	: SIDNEY, NY	Date Analyzed	: 06/10/19 02:52
Sample Matrix	: SOIL	Date Extracted	: 06/07/19
Analytical Method	: 1,8082A	Dilution Factor	: 10000
Lab File ID	: 12190610a-18	Analyst	: HT
Sample Amount	: 15.71 g	Instrument ID	: PEST12
Extraction Method	: EPA 3546	GC Column	: CLP-Pesticide
Extract Volume	: 5000 uL	%Solids	: 90
GPC Cleanup	: N	Injection Volume	: 1 uL
Sulfur Cleanup	: Y		

		ug/Kg			
CAS NO.	Parameter	Results	RL	MDL	Qualifier
12674-11-2	Aroclor 1016	ND	354000	31500	U
11104-28-2	Aroclor 1221	ND	354000	35500	U
11141-16-5	Aroclor 1232	ND	354000	75100	U
53469-21-9	Aroclor 1242	1960000	354000	47800	
12672-29-6	Aroclor 1248	ND	354000	53200	U
11097-69-1	Aroclor 1254	ND	354000	38800	U
11096-82-5	Aroclor 1260	ND	354000	65500	U
37324-23-5	Aroclor 1262	ND	354000	45000	U
11100-14-4	Aroclor 1268	ND	354000	36700	U
1336-36-3	PCBs, Total	1960000	354000	31500	

Results Summary
Form 1
Polychlorinated Biphenyls by GC

Client	: Barton & Loguidice, P.C	Lab Number	: L1923971
Project Name	: AMPHENOL SUB SLAB SOILS	Project Number	: 1153.010.001
Lab ID	: L1923971-09	Date Collected	: 06/05/19 12:24
Client ID	: B9 36-38 060519	Date Received	: 06/05/19
Sample Location	: SIDNEY, NY	Date Analyzed	: 06/10/19 00:19
Sample Matrix	: SOIL	Date Extracted	: 06/07/19
Analytical Method	: 1,8082A	Dilution Factor	: 1
Lab File ID	: 12190610a-10	Analyst	: HT
Sample Amount	: 15.25 g	Instrument ID	: PEST12
Extraction Method	: EPA 3546	GC Column	: CLP-Pesticide
Extract Volume	: 5000 uL	%Solids	: 77
GPC Cleanup	: N	Injection Volume	: 1 uL
Sulfur Cleanup	: Y		

		ug/Kg			
CAS NO.	Parameter	Results	RL	MDL	Qualifier
12674-11-2	Aroclor 1016	ND	42.4	3.76	U
11104-28-2	Aroclor 1221	ND	42.4	4.24	U
11141-16-5	Aroclor 1232	ND	42.4	8.98	U
53469-21-9	Aroclor 1242	ND	42.4	5.71	U
11097-69-1	Aroclor 1254	ND	42.4	4.63	U
11096-82-5	Aroclor 1260	ND	42.4	7.83	U
37324-23-5	Aroclor 1262	ND	42.4	5.38	U
11100-14-4	Aroclor 1268	ND	42.4	4.39	U

Results Summary
Form 1
Polychlorinated Biphenyls by GC

Client	: Barton & Loguidice, P.C	Lab Number	: L1923971
Project Name	: AMPHENOL SUB SLAB SOILS	Project Number	: 1153.010.001
Lab ID	: L1923971-09	Date Collected	: 06/05/19 12:24
Client ID	: B9 36-38 060519	Date Received	: 06/05/19
Sample Location	: SIDNEY, NY	Date Analyzed	: 06/10/19 00:19
Sample Matrix	: SOIL	Date Extracted	: 06/07/19
Analytical Method	: 1,8082A	Dilution Factor	: 1
Lab File ID	: 12190610a-10	Analyst	: HT
Sample Amount	: 15.25 g	Instrument ID	: PEST12
Extraction Method	: EPA 3546	GC Column	: CLP-PesticideII
Extract Volume	: 5000 uL	%Solids	: 77
GPC Cleanup	: N	Injection Volume	: 1 uL
Sulfur Cleanup	: Y		

		ug/Kg			
CAS NO.	Parameter	Results	RL	MDL	Qualifier
12672-29-6	Aroclor 1248	136	42.4	6.35	
1336-36-3	PCBs, Total	136	42.4	3.76	

Results Summary
Form 1
Polychlorinated Biphenyls by GC

Client	: Barton & Loguidice, P.C	Lab Number	: L1923971
Project Name	: AMPHENOL SUB SLAB SOILS	Project Number	: 1153.010.001
Lab ID	: L1923971-12	Date Collected	: 06/05/19 13:17
Client ID	: B12 24-26 060519	Date Received	: 06/05/19
Sample Location	: SIDNEY, NY	Date Analyzed	: 06/10/19 00:31
Sample Matrix	: SOIL	Date Extracted	: 06/07/19
Analytical Method	: 1,8082A	Dilution Factor	: 1
Lab File ID	: 12190610a-11	Analyst	: HT
Sample Amount	: 15.89 g	Instrument ID	: PEST12
Extraction Method	: EPA 3546	GC Column	: CLP-Pesticide
Extract Volume	: 5000 uL	%Solids	: 79
GPC Cleanup	: N	Injection Volume	: 1 uL
Sulfur Cleanup	: Y		

		ug/Kg			
CAS NO.	Parameter	Results	RL	MDL	Qualifier
12674-11-2	Aroclor 1016	ND	40.1	3.56	U
11104-28-2	Aroclor 1221	ND	40.1	4.02	U
11141-16-5	Aroclor 1232	ND	40.1	8.50	U
53469-21-9	Aroclor 1242	42.8	40.1	5.40	
12672-29-6	Aroclor 1248	ND	40.1	6.01	U
11097-69-1	Aroclor 1254	ND	40.1	4.38	U
11096-82-5	Aroclor 1260	ND	40.1	7.41	U
37324-23-5	Aroclor 1262	ND	40.1	5.09	U
11100-14-4	Aroclor 1268	ND	40.1	4.15	U
1336-36-3	PCBs, Total	42.8	40.1	3.56	

Results Summary
Form 1
Polychlorinated Biphenyls by GC

Client	: Barton & Loguidice, P.C	Lab Number	: L1923971
Project Name	: AMPHENOL SUB SLAB SOILS	Project Number	: 1153.010.001
Lab ID	: L1923971-17D	Date Collected	: 06/05/19 00:00
Client ID	: DUPE 3	Date Received	: 06/05/19
Sample Location	: SIDNEY, NY	Date Analyzed	: 06/09/19 23:30
Sample Matrix	: SOIL	Date Extracted	: 06/07/19
Analytical Method	: 1,8082A	Dilution Factor	: 500
Lab File ID	: 12190610a-06	Analyst	: HT
Sample Amount	: 15.84 g	Instrument ID	: PEST12
Extraction Method	: EPA 3546	GC Column	: CLP-Pesticide
Extract Volume	: 5000 uL	%Solids	: 95
GPC Cleanup	: N	Injection Volume	: 1 uL
Sulfur Cleanup	: Y		

		ug/Kg			
CAS NO.	Parameter	Results	RL	MDL	Qualifier
12674-11-2	Aroclor 1016	ND	16700	1480	U
11104-28-2	Aroclor 1221	ND	16700	1670	U
11141-16-5	Aroclor 1232	ND	16700	3540	U
53469-21-9	Aroclor 1242	ND	16700	2250	U
12672-29-6	Aroclor 1248	156000	16700	2500	
11097-69-1	Aroclor 1254	ND	16700	1820	U
11096-82-5	Aroclor 1260	ND	16700	3080	U
37324-23-5	Aroclor 1262	ND	16700	2120	U
11100-14-4	Aroclor 1268	ND	16700	1730	U
1336-36-3	PCBs, Total	156000	16700	1480	

Results Summary
Form 1
Polychlorinated Biphenyls by GC

Client	: Barton & Loguidice, P.C	Lab Number	: L1923971
Project Name	: AMPHENOL SUB SLAB SOILS	Project Number	: 1153.010.001
Lab ID	: WG1246013-1	Date Collected	: NA
Client ID	: WG1246013-1BLANK	Date Received	: NA
Sample Location	:	Date Analyzed	: 06/08/19 18:30
Sample Matrix	: SOIL	Date Extracted	: 06/07/19
Analytical Method	: 1,8082A	Dilution Factor	: 1
Lab File ID	: 16190608a-19	Analyst	: HT
Sample Amount	: 15.24 g	Instrument ID	: PEST16
Extraction Method	: EPA 3546	GC Column	: CLP-Pesticide
Extract Volume	: 5000 uL	%Solids	: NA
GPC Cleanup	: N	Injection Volume	: 1 uL
Sulfur Cleanup	: Y		

		ug/Kg			
CAS NO.	Parameter	Results	RL	MDL	Qualifier
12674-11-2	Aroclor 1016	ND	32.8	2.91	U
11104-28-2	Aroclor 1221	ND	32.8	3.29	U
11141-16-5	Aroclor 1232	ND	32.8	6.96	U
53469-21-9	Aroclor 1242	ND	32.8	4.42	U
12672-29-6	Aroclor 1248	ND	32.8	4.92	U
11097-69-1	Aroclor 1254	ND	32.8	3.59	U
11096-82-5	Aroclor 1260	ND	32.8	6.06	U
37324-23-5	Aroclor 1262	ND	32.8	4.17	U
11100-14-4	Aroclor 1268	ND	32.8	3.40	U
1336-36-3	PCBs, Total	ND	32.8	2.91	U

Quantitation Report (QT Reviewed)

```
Data Path : I:\Pest12\190610a\
Data File : 12190610a-03.d
Signal(s) : Signal #1: ECD1A.ch  Signal #2: ECD2B.ch
Acq On    :  9 Jun 2019  10:52 pm
Operator  : Pest12:ht
Sample    : l1923971-02d,42e,500,
Misc      : wg1246345,wg1246013,ical15675
ALS Vial  : 3   Sample Multiplier: 1

Integration File signal 1: events1.e
Integration File signal 2: events2.e
Quant Time: Jun 10 02:09:48 2019
Quant Method : I:\Pest12\190610a\P12_pcb_04-09-19_ICAL15675_ugL_.m
Quant Title  : pcb
QLast Update : Mon Jun 10 02:06:37 2019
Response via : Initial Calibration
Integrator: ChemStation

Volume Inj.     :
Signal #1 Phase :                    Signal #2 Phase:
Signal #1 Info  :                    Signal #2 Info :

CCAL FILE(s) : 1 - I:\Pest12\190610a\12190610a-02.d
Sub List     : Default - All compounds listed
```

Compound	RT#1	RT#2	Resp#1	Resp#2	ug/l	ug/l
Internal Standards						
1) i 1660_1br2nb	1.947	2.141	861.6E6	1165.2E6	250.000M4	250.000
Standard Area 1 : #1 = 818914622				Recovery =	105.21%	
Standard Area 1 : #2 = 1056359760				Recovery =	110.30%	
14) i 2154_1br2nb	1.947	2.141	861.6E6	1165.2E6	250.000M4	250.000
23) i 4268_1br2nb	1.947	2.141	861.6E6	1165.2E6	250.000M4	250.000
34) i 1248_1br2nb	1.947	2.141	861.6E6	1165.2E6	250.000M4	250.000
40) i 3262_1br2nb	1.947	2.141	861.6E6	1165.2E6	250.000M4	250.000
System Monitoring Compounds						
2) s 2,4,5,6-Tetr	0.000	0.000	0	0	N.D. d	N.D. d
Spiked Amount 500.000	Range 30 - 150		Recovery	=	0.00%#	0.00%#
3) s Decachlorobi	0.000	0.000	0	0	N.D. d	N.D. d
Spiked Amount 500.000	Range 30 - 150		Recovery	=	0.00%#	0.00%#
Target Compounds						
4) l1 1016-1	0.000	0.000	0	0	N.D. d	N.D. d
5) l1 1016-2	0.000	0.000	0	0	N.D. d	N.D. d
6) l1 1016-3	0.000	0.000	0	0	N.D. d	N.D. d
7) l1 1016-4	0.000	0.000	0	0	N.D. d	N.D. d
8) l1 1016-5	0.000	0.000	0	0	N.D. d	N.D. d
Sum 1016-1			0	0	N.D.	N.D.
Average 1016-1					0.000	0.000
9) l2 1260-1	0.000	0.000	0	0	N.D. d	N.D. d
10) l2 1260-2	0.000	0.000	0	0	N.D. d	N.D. d
11) l2 1260-3	0.000	0.000	0	0	N.D. d	N.D. d
12) l2 1260-4	0.000	0.000	0	0	N.D. d	N.D. d
13) l2 1260-5	0.000	0.000	0	0	N.D. d	N.D. d
Sum 1260-1			0	0	N.D.	N.D.
Average 1260-1					0.000	0.000

Quantitation Report (QT Reviewed)

Data Path : I:\Pest12\190610a\
Data File : 12190610a-03.d
Signal(s) : Signal #1: ECD1A.ch Signal #2: ECD2B.ch
Acq On : 9 Jun 2019 10:52 pm
Operator : Pest12:ht
Sample : l1923971-02d,42e,500,
Misc : wg1246345,wg1246013,ical15675
ALS Vial : 3 Sample Multiplier: 1

Integration File signal 1: events1.e
Integration File signal 2: events2.e
Quant Time: Jun 10 02:09:48 2019
Quant Method : I:\Pest12\190610a\P12_pcb_04-09-19_ICAL15675_ugL_.m
Quant Title : pcb
QLast Update : Mon Jun 10 02:06:37 2019
Response via : Initial Calibration
Integrator: ChemStation

Volume Inj. :
Signal #1 Phase : Signal #2 Phase:
Signal #1 Info : Signal #2 Info :

CCAL FILE(s) : 1 - I:\Pest12\190610a\12190610a-02.d
Sub List : Default - All compounds listed

Compound	RT#1	RT#2	Resp#1	Resp#2	ug/l	ug/l
15) l3 1221-1	0.000	0.000	0	0	N.D. d	N.D. d
16) l3 1221-2	0.000	0.000	0	0	N.D. d	N.D. d
17) l3 1221-3	0.000	0.000	0	0	N.D. d	N.D. d
Sum 1221-1			0	0	N.D.	N.D.
Average 1221-1					0.000	0.000
18) l4 1254-1	0.000	0.000	0	0	N.D. d	N.D. d
19) l4 1254-2	0.000	0.000	0	0	N.D. d	N.D. d
20) l4 1254-3	0.000	0.000	0	0	N.D. d	N.D. d
21) l4 1254-4	0.000	0.000	0	0	N.D. d	N.D. d
22) l4 1254-5	0.000	0.000	0	0	N.D. d	N.D. d
Sum 1254-1			0	0	N.D.	N.D.
Average 1254-1					0.000	0.000
24) l6 1242-1	0.000	0.000	0	0	N.D. d	N.D. d
25) l6 1242-2	0.000	0.000	0	0	N.D. d	N.D. d
26) l6 1242-3	0.000	0.000	0	0	N.D. d	N.D. d
27) l6 1242-4	0.000	0.000	0	0	N.D. d	N.D. d
28) l6 1242-5	0.000	0.000	0	0	N.D. d	N.D. d
Sum 1242-1			0	0	N.D.	N.D.
Average 1242-1					0.000	0.000
29) l9 1268-1	0.000	0.000	0	0	N.D. d	N.D. d
30) l9 1268-2	0.000	0.000	0	0	N.D. d	N.D. d
31) l9 1268-3	0.000	0.000	0	0	N.D. d	N.D. d
32) l9 1268-4	0.000	0.000	0	0	N.D. d	N.D. d
33) l9 1268-5	0.000	0.000	0	0	N.D. d	N.D. d
Sum 1268-1			0	0	N.D.	N.D.
Average 1268-1					0.000	0.000
35) l7 1248-1	3.165f	3.788	109.2E6	180.9E6	1687.809M4	1554.934
36) l7 1248-2	3.407f	4.077	144.0E6	187.5E6	1569.205	1350.762

Quantitation Report (QT Reviewed)

Data Path : I:\Pest12\190610a\
Data File : 12190610a-03.d
Signal(s) : Signal #1: ECD1A.ch Signal #2: ECD2B.ch
Acq On : 9 Jun 2019 10:52 pm
Operator : Pest12:ht
Sample : l1923971-02d,42e,500,
Misc : wg1246345,wg1246013,ical15675
ALS Vial : 3 Sample Multiplier: 1

Integration File signal 1: events1.e
Integration File signal 2: events2.e
Quant Time: Jun 10 02:09:48 2019
Quant Method : I:\Pest12\190610a\P12_pcb_04-09-19_ICAL15675_ugL_.m
Quant Title : pcb
QLast Update : Mon Jun 10 02:06:37 2019
Response via : Initial Calibration
Integrator: ChemStation

Volume Inj. :
Signal #1 Phase : Signal #2 Phase:
Signal #1 Info : Signal #2 Info :

CCAL FILE(s) : 1 - I:\Pest12\190610a\12190610a-02.d
Sub List : Default - All compounds listed

Compound	RT#1	RT#2	Resp#1	Resp#2	ug/l	ug/l
37) l7 1248-3	3.576f	4.303	246.0E6	280.7E6	1624.864	1605.941
38) l7 1248-4	3.909f	4.605	206.5E6	351.7E6	1741.628	1880.740M4
39) l7 1248-5	3.931f	4.643	258.9E6	489.0E6	2210.634	2366.409M4
Sum 1248-1			964.7E6	1489.9E6	8834.141	8758.785
Average 1248-1					1766.828	1751.757
41) l5 1232-1	0.000	0.000	0	0	N.D. d	N.D. d
42) l5 1232-2	0.000	0.000	0	0	N.D. d	N.D. d
43) l5 1232-3	0.000	0.000	0	0	N.D. d	N.D. d
44) l5 1232-4	0.000	0.000	0	0	N.D. d	N.D. d
45) l5 1232-5	0.000	0.000	0	0	N.D. d	N.D. d
Sum 1232-1			0	0	N.D.	N.D.
Average 1232-1					0.000	0.000
46) l8 1262-1	0.000	0.000	0	0	N.D. d	N.D. d
47) l8 1262-2	0.000	0.000	0	0	N.D. d	N.D. d
48) l8 1262-3	0.000	0.000	0	0	N.D. d	N.D. d
49) l8 1262-4	0.000	0.000	0	0	N.D. d	N.D. d
50) l8 1262-5	0.000	0.000	0	0	N.D. d	N.D. d
Sum 1262-1			0	0	N.D.	N.D.
Average 1262-1					0.000	0.000

SemiQuant Compounds - Not Calibrated on this Instrument

Sum 1262-1			0	0	N.D.	N.D.
Average 1262-1					0.000	0.000

(f)=RT Delta > 1/2 Window (D)=Amounts differ by > 40% (m)=manual int.
(#)=Recovery Exceeds Compound Acceptance Limits.
(I,C,F) I=Interference, C=Coelluting Calibration Peak, F=Fails CC Criteria.

Sub List : Default - All compounds listeda-02.d••d)

Data Path : I:\Pest12\190610a\
Data File : 12190610a-03.d
Signal(s) : Signal #1: ECD1A.ch Signal #2: ECD2B.ch
Acq On : 9 Jun 2019 10:52 pm
Operator : Pest12:ht
Sample : l1923971-02d,42e,500,
Misc : wg1246345,wg1246013,ical15675
ALS Vial : 3 Sample Multiplier: 1

Integration File signal 1: events1.e
Integration File signal 2: events2.e
Quant Time: Jun 10 02:09:48 2019
Quant Method : I:\Pest12\190610a\P12_pcb_04-09-19_ICAL15675_ugL_.m
Quant Title : pcb
QLast Update : Mon Jun 10 02:06:37 2019
Response via : Initial Calibration
Integrator: ChemStation

Volume Inj. :
Signal #1 Phase : Signal #2 Phase:
Signal #1 Info : Signal #2 Info :

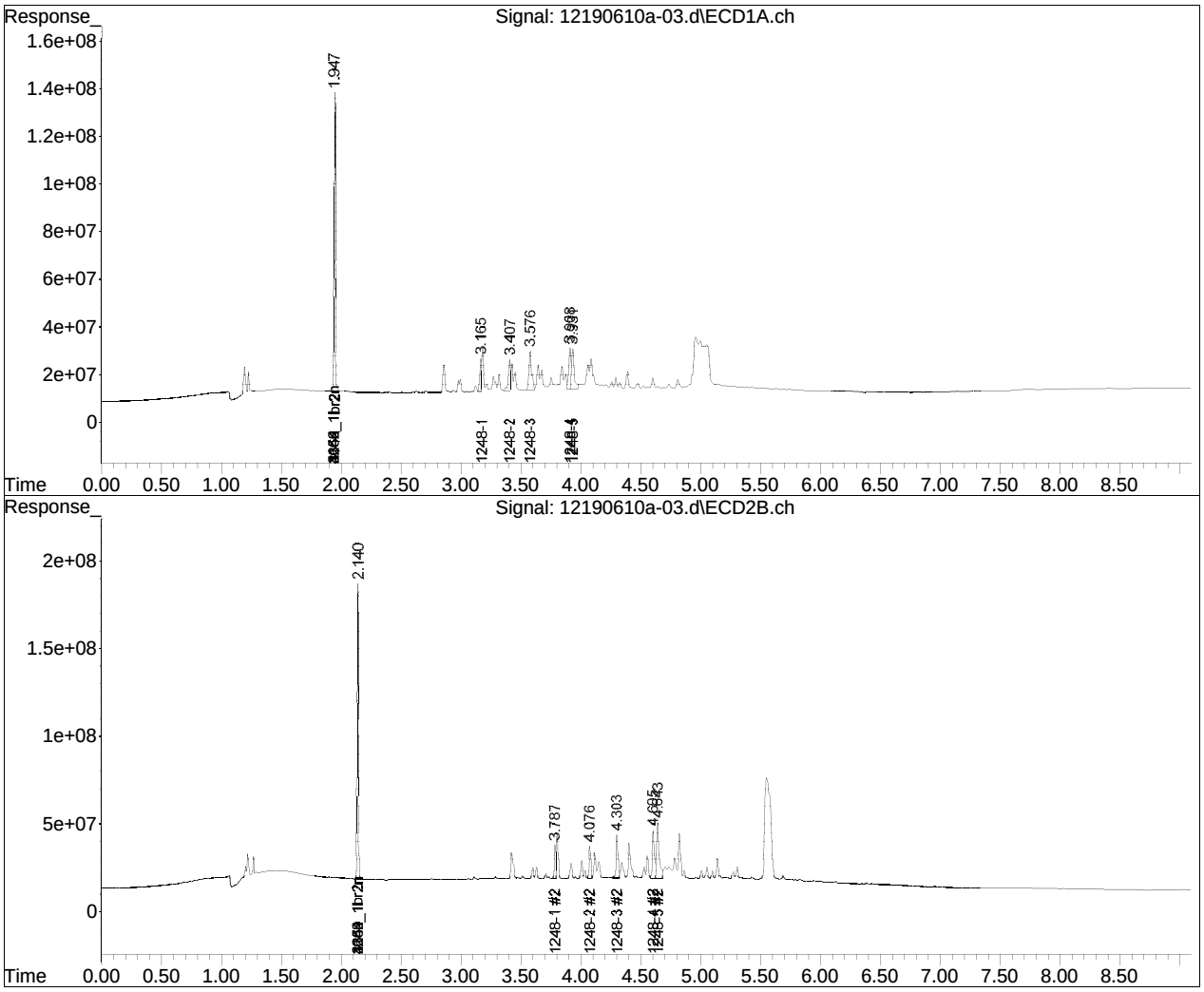

Manual Integration Report

Data Path : I:\Pest12\190610a\
Data File : 12190610a-03.d
Date Inj'd : 6/9/2019 10:52 pm
Sample : l1923971-02d,42e,500,

QMethod : P12_pcb_04-09-19_ICAL156
Operator : Pest12:ht
Instrument : Pest 12
Quant Date : 6/10/2019 2:07 am

Compound #1: 1660_1br2nb

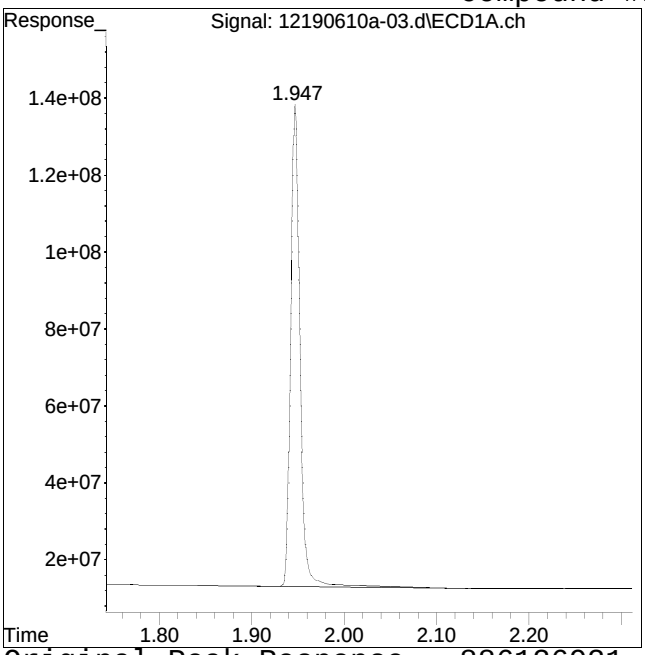

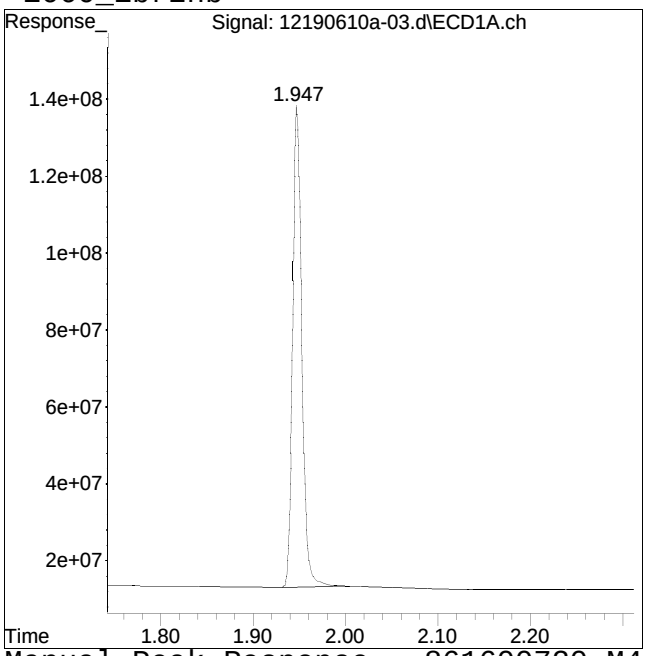

Original Peak Response = 886126921 Manual Peak Response = 861600720 M4
M4 = Poor automated baseline construction.

Manual Integration Report

Data Path	: I:\Pest12\190610a\	QMethod	: P12_pcb_04-09-19_ICAL156
Data File	: 12190610a-03.d	Operator	: Pest12:ht
Date Inj'd	: 6/9/2019 10:52 pm	Instrument	: Pest 12
Sample	: l1923971-02d,42e,500,	Quant Date	: 6/10/2019 2:07 am

Compound #35: 1248-1

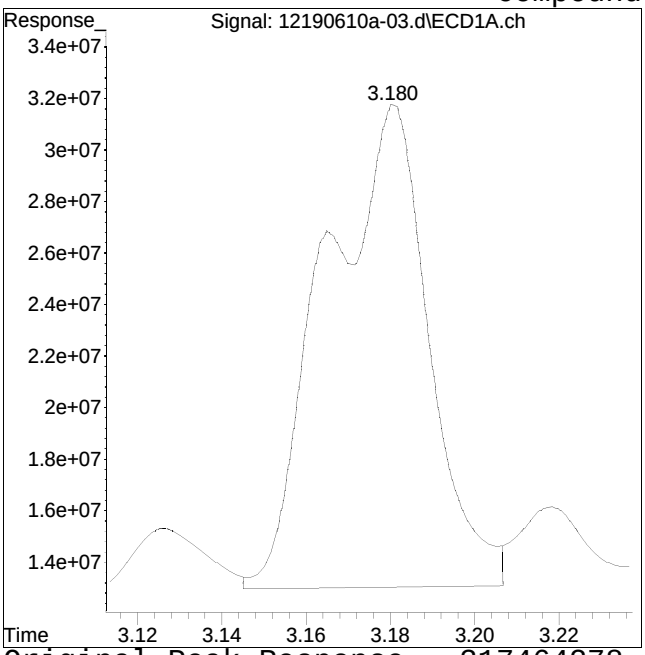

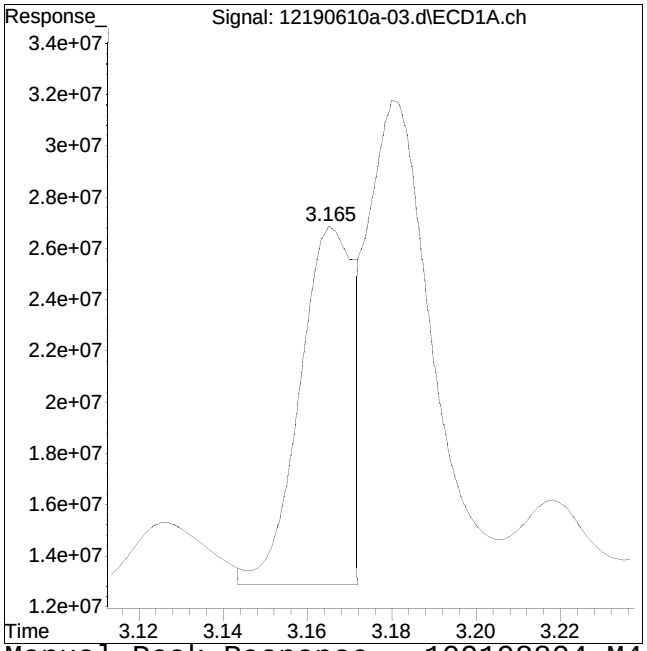

Original Peak Response = 317464278 Manual Peak Response = 109198804 M4
M4 = Poor automated baseline construction.

Manual Integration Report

Data Path	: I:\Pest12\190610a\	QMethod	: P12_pcb_04-09-19_ICAL156
Data File	: 12190610a-03.d	Operator	: Pest12:ht
Date Inj'd	: 6/9/2019 10:52 pm	Instrument	: Pest 12
Sample	: l1923971-02d,42e,500,	Quant Date	: 6/10/2019 2:07 am

Compound #89: 1248-4 #2

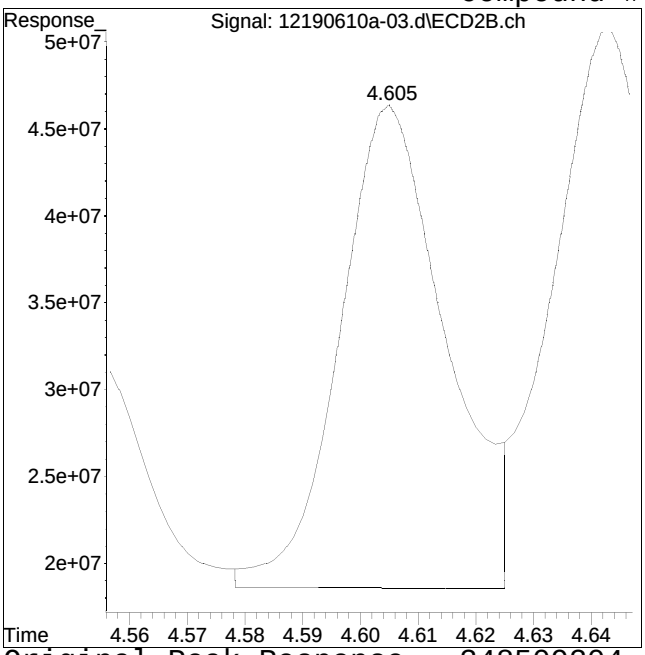

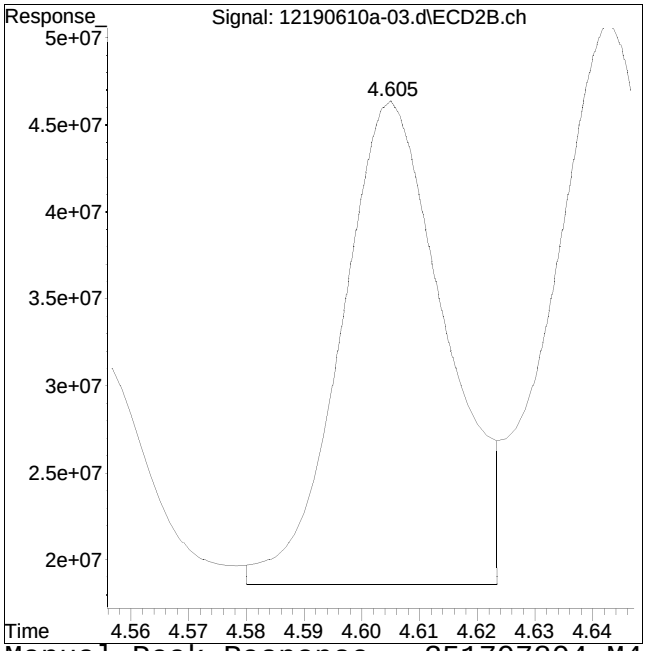

Original Peak Response = 348509304 Manual Peak Response = 351707804 M4
M4 = Poor automated baseline construction.

Manual Integration Report

Data Path	: I:\Pest12\190610a\	QMethod	: P12_pcb_04-09-19_ICAL156
Data File	: 12190610a-03.d	Operator	: Pest12:ht
Date Inj'd	: 6/9/2019 10:52 pm	Instrument	: Pest 12
Sample	: l1923971-02d,42e,500,	Quant Date	: 6/10/2019 2:07 am

Compound #90: 1248-5 #2

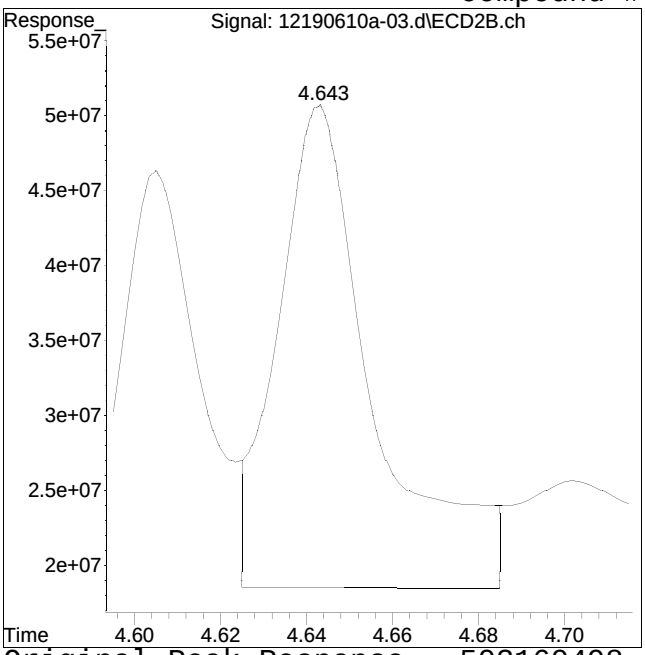

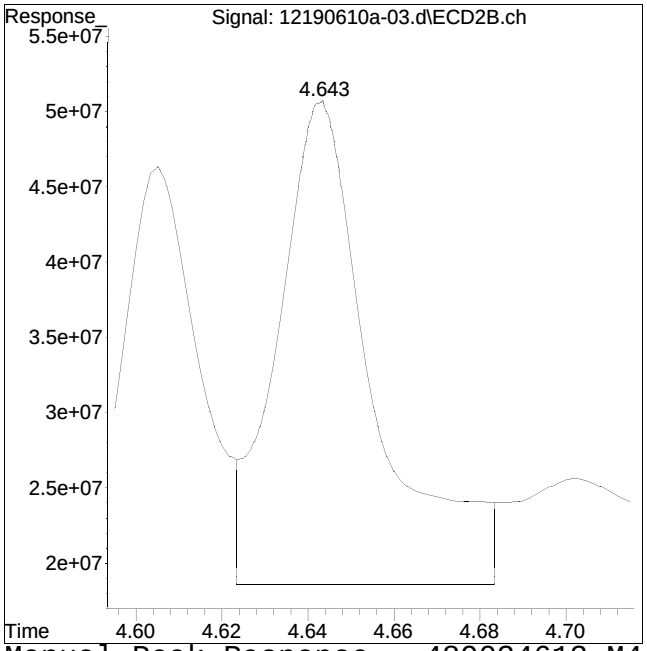

Original Peak Response = 503160498 Manual Peak Response = 489034613 M4
M4 = Poor automated baseline construction.

Quantitation Report (QT Reviewed)

Data Path : I:\Pest12\190610a\
Data File : 12190610a-06.d
Signal(s) : Signal #1: ECD1A.ch Signal #2: ECD2B.ch
Acq On : 9 Jun 2019 11:30 pm
Operator : Pest12:ht
Sample : l1923971-17d,42e,500,
Misc : wg1246345,wg1246013,ical15675
ALS Vial : 6 Sample Multiplier: 1

Integration File signal 1: events1.e
Integration File signal 2: events2.e
Quant Time: Jun 10 02:06:31 2019
Quant Method : I:\Pest12\190610a\P12_pcb_04-09-19_ICAL15675_ugL_.m
Quant Title : pcb
QLast Update : Mon Jun 10 02:06:15 2019
Response via : Initial Calibration
Integrator: ChemStation

Volume Inj. :
Signal #1 Phase : Signal #2 Phase:
Signal #1 Info : Signal #2 Info :

CCAL FILE(s) : 1 - I:\Pest12\190610a\12190610a-02.d
Sub List : Default - All compounds listed

	Compound	RT#1	RT#2	Resp#1	Resp#2	ug/l	ug/l
	Internal Standards						
1) i	1660_1br2nb	1.933	2.132	915.3E6	1156.5E6	250.000	250.000
	Standard Area 1 : #1 = 818914622				Recovery =	111.77%	
	Standard Area 1 : #2 = 1056359760				Recovery =	109.48%	
14) i	2154_1br2nb	1.933	2.132	915.3E6	1156.5E6	250.000	250.000
23) i	4268_1br2nb	1.933	2.132	915.3E6	1156.5E6	250.000	250.000
34) i	1248_1br2nb	1.933	2.132	915.3E6	1156.5E6	250.000	250.000
40) i	3262_1br2nb	1.933	2.132	915.3E6	1156.5E6	250.000	250.000
	System Monitoring Compounds						
2) s	2,4,5,6-Tetr	0.000	0.000	0	0	N.D. d	N.D. d
	Spiked Amount 500.000	Range 30 - 150		Recovery	=	0.00%#	0.00%#
3) s	Decachlorobi	0.000	0.000	0	0	N.D. d	N.D. d
	Spiked Amount 500.000	Range 30 - 150		Recovery	=	0.00%#	0.00%#
	Target Compounds						
4) l1	1016-1	0.000	0.000	0	0	N.D. d	N.D. d
5) l1	1016-2	0.000	0.000	0	0	N.D. d	N.D. d
6) l1	1016-3	0.000	0.000	0	0	N.D. d	N.D. d
7) l1	1016-4	0.000	0.000	0	0	N.D. d	N.D. d
8) l1	1016-5	0.000	0.000	0	0	N.D. d	N.D. d
	Sum 1016-1			0	0	N.D.	N.D.
	Average 1016-1					0.000	0.000
9) l2	1260-1	0.000	0.000	0	0	N.D. d	N.D. d
10) l2	1260-2	0.000	0.000	0	0	N.D. d	N.D. d
11) l2	1260-3	0.000	0.000	0	0	N.D. d	N.D. d
12) l2	1260-4	0.000	0.000	0	0	N.D. d	N.D. d
13) l2	1260-5	0.000	0.000	0	0	N.D. d	N.D. d
	Sum 1260-1			0	0	N.D.	N.D.
	Average 1260-1					0.000	0.000

Quantitation Report (QT Reviewed)

Data Path : I:\Pest12\190610a\
Data File : 12190610a-06.d
Signal(s) : Signal #1: ECD1A.ch Signal #2: ECD2B.ch
Acq On : 9 Jun 2019 11:30 pm
Operator : Pest12:ht
Sample : l1923971-17d,42e,500,
Misc : wg1246345,wg1246013,ical15675
ALS Vial : 6 Sample Multiplier: 1

Integration File signal 1: events1.e
Integration File signal 2: events2.e
Quant Time: Jun 10 02:06:31 2019
Quant Method : I:\Pest12\190610a\P12_pcb_04-09-19_ICAL15675_ugL_.m
Quant Title : pcb
QLast Update : Mon Jun 10 02:06:15 2019
Response via : Initial Calibration
Integrator: ChemStation

Volume Inj. :
Signal #1 Phase : Signal #2 Phase:
Signal #1 Info : Signal #2 Info :

CCAL FILE(s) : 1 - I:\Pest12\190610a\12190610a-02.d
Sub List : Default - All compounds listed

Compound	RT#1	RT#2	Resp#1	Resp#2	ug/l	ug/l
15) l3 1221-1	0.000	0.000	0	0	N.D. d	N.D. d
16) l3 1221-2	0.000	0.000	0	0	N.D. d	N.D. d
17) l3 1221-3	0.000	0.000	0	0	N.D. d	N.D. d
Sum 1221-1			0	0	N.D.	N.D.
Average 1221-1					0.000	0.000
18) l4 1254-1	0.000	0.000	0	0	N.D. d	N.D. d
19) l4 1254-2	0.000	0.000	0	0	N.D. d	N.D. d
20) l4 1254-3	0.000	0.000	0	0	N.D. d	N.D. d
21) l4 1254-4	0.000	0.000	0	0	N.D. d	N.D. d
22) l4 1254-5	0.000	0.000	0	0	N.D. d	N.D. d
Sum 1254-1			0	0	N.D.	N.D.
Average 1254-1					0.000	0.000
24) l6 1242-1	0.000	0.000	0	0	N.D. d	N.D. d
25) l6 1242-2	0.000	0.000	0	0	N.D. d	N.D. d
26) l6 1242-3	0.000	0.000	0	0	N.D. d	N.D. d
27) l6 1242-4	0.000	0.000	0	0	N.D. d	N.D. d
28) l6 1242-5	0.000	0.000	0	0	N.D. d	N.D. d
Sum 1242-1			0	0	N.D.	N.D.
Average 1242-1					0.000	0.000
29) l9 1268-1	0.000	0.000	0	0	N.D. d	N.D. d
30) l9 1268-2	0.000	0.000	0	0	N.D. d	N.D. d
31) l9 1268-3	0.000	0.000	0	0	N.D. d	N.D. d
32) l9 1268-4	0.000	0.000	0	0	N.D. d	N.D. d
33) l9 1268-5	0.000	0.000	0	0	N.D. d	N.D. d
Sum 1268-1			0	0	N.D.	N.D.
Average 1268-1					0.000	0.000
35) l7 1248-1	3.138	3.774	257.8E6	433.1E6	3750.927M4	3749.911
36) l7 1248-2	3.376	4.064	482.8E6	620.1E6	4952.046M4	4499.731

Quantitation Report (QT Reviewed)

Data Path : I:\Pest12\190610a\
Data File : 12190610a-06.d
Signal(s) : Signal #1: ECD1A.ch Signal #2: ECD2B.ch
Acq On : 9 Jun 2019 11:30 pm
Operator : Pest12:ht
Sample : l1923971-17d,42e,500,
Misc : wg1246345,wg1246013,ical15675
ALS Vial : 6 Sample Multiplier: 1

Integration File signal 1: events1.e
Integration File signal 2: events2.e
Quant Time: Jun 10 02:06:31 2019
Quant Method : I:\Pest12\190610a\P12_pcb_04-09-19_ICAL15675_ugL_.m
Quant Title : pcb
QLast Update : Mon Jun 10 02:06:15 2019
Response via : Initial Calibration
Integrator: ChemStation

Volume Inj. :
Signal #1 Phase : Signal #2 Phase:
Signal #1 Info : Signal #2 Info :

CCAL FILE(s) : 1 - I:\Pest12\190610a\12190610a-02.d
Sub List : Default - All compounds listed

Compound	RT#1	RT#2	Resp#1	Resp#2	ug/l	ug/l
37) l7 1248-3	3.546	4.291	823.7E6	799.2E6	5121.739M4	4606.546M4
38) l7 1248-4	3.879	4.593	525.6E6	845.9E6	4171.793M4	4557.274
39) l7 1248-5	3.903	4.631	669.2E6	1071.5E6	5378.400M4	5223.595
Sum 1248-1			2759.1E6	3769.8E6	23374.904	22637.057
Average 1248-1					4674.981	4527.411
41) l5 1232-1	0.000	0.000	0	0	N.D. d	N.D. d
42) l5 1232-2	0.000	0.000	0	0	N.D. d	N.D. d
43) l5 1232-3	0.000	0.000	0	0	N.D. d	N.D. d
44) l5 1232-4	0.000	0.000	0	0	N.D. d	N.D. d
45) l5 1232-5	0.000	0.000	0	0	N.D. d	N.D. d
Sum 1232-1			0	0	N.D.	N.D.
Average 1232-1					0.000	0.000
46) l8 1262-1	0.000	0.000	0	0	N.D. d	N.D. d
47) l8 1262-2	0.000	0.000	0	0	N.D. d	N.D. d
48) l8 1262-3	0.000	0.000	0	0	N.D. d	N.D. d
49) l8 1262-4	0.000	0.000	0	0	N.D. d	N.D. d
50) l8 1262-5	0.000	0.000	0	0	N.D. d	N.D. d
Sum 1262-1			0	0	N.D.	N.D.
Average 1262-1					0.000	0.000

SemiQuant Compounds - Not Calibrated on this Instrument

Sum 1262-1			0	0	N.D.	N.D.
Average 1262-1					0.000	0.000

(f)=RT Delta > 1/2 Window (D)=Amounts differ by > 40% (m)=manual int.
(#)=Recovery Exceeds Compound Acceptance Limits.

Quantitation Report (QT Reviewed)

Data Path : I:\Pest12\190610a\
Data File : 12190610a-06.d
Signal(s) : Signal #1: ECD1A.ch Signal #2: ECD2B.ch
Acq On : 9 Jun 2019 11:30 pm
Operator : Pest12:ht
Sample : l1923971-17d,42e,500,
Misc : wg1246345,wg1246013,ical15675
ALS Vial : 6 Sample Multiplier: 1

Integration File signal 1: events1.e
Integration File signal 2: events2.e
Quant Time: Jun 10 02:06:31 2019
Quant Method : I:\Pest12\190610a\P12_pcb_04-09-19_ICAL15675_ugL_.m
Quant Title : pcb
QLast Update : Mon Jun 10 02:06:15 2019
Response via : Initial Calibration
Integrator: ChemStation

Volume Inj. :
Signal #1 Phase : Signal #2 Phase:
Signal #1 Info : Signal #2 Info :

CCAL FILE(s) : 1 - I:\Pest12\190610a\12190610a-02.d
Sub List : Default - All compounds listed

Compound	RT#1	RT#2	Resp#1	Resp#2	ug/l	ug/l

(I,C,F) I=Interference, C=Coelluting Calibration Peak, F=Fails CC Criteria.

Sub List : Default - All compounds listeda-02.d••d)

Data Path : I:\Pest12\190610a\
Data File : 12190610a-06.d
Signal(s) : Signal #1: ECD1A.ch Signal #2: ECD2B.ch
Acq On : 9 Jun 2019 11:30 pm
Operator : Pest12:ht
Sample : l1923971-17d,42e,500,
Misc : wg1246345,wg1246013,ical15675
ALS Vial : 6 Sample Multiplier: 1

Integration File signal 1: events1.e
Integration File signal 2: events2.e
Quant Time: Jun 10 02:06:31 2019
Quant Method : I:\Pest12\190610a\P12_pcb_04-09-19_ICAL15675_ugL_.m
Quant Title : pcb
QLast Update : Mon Jun 10 02:06:15 2019
Response via : Initial Calibration
Integrator: ChemStation

Volume Inj. :
Signal #1 Phase : Signal #2 Phase:
Signal #1 Info : Signal #2 Info :

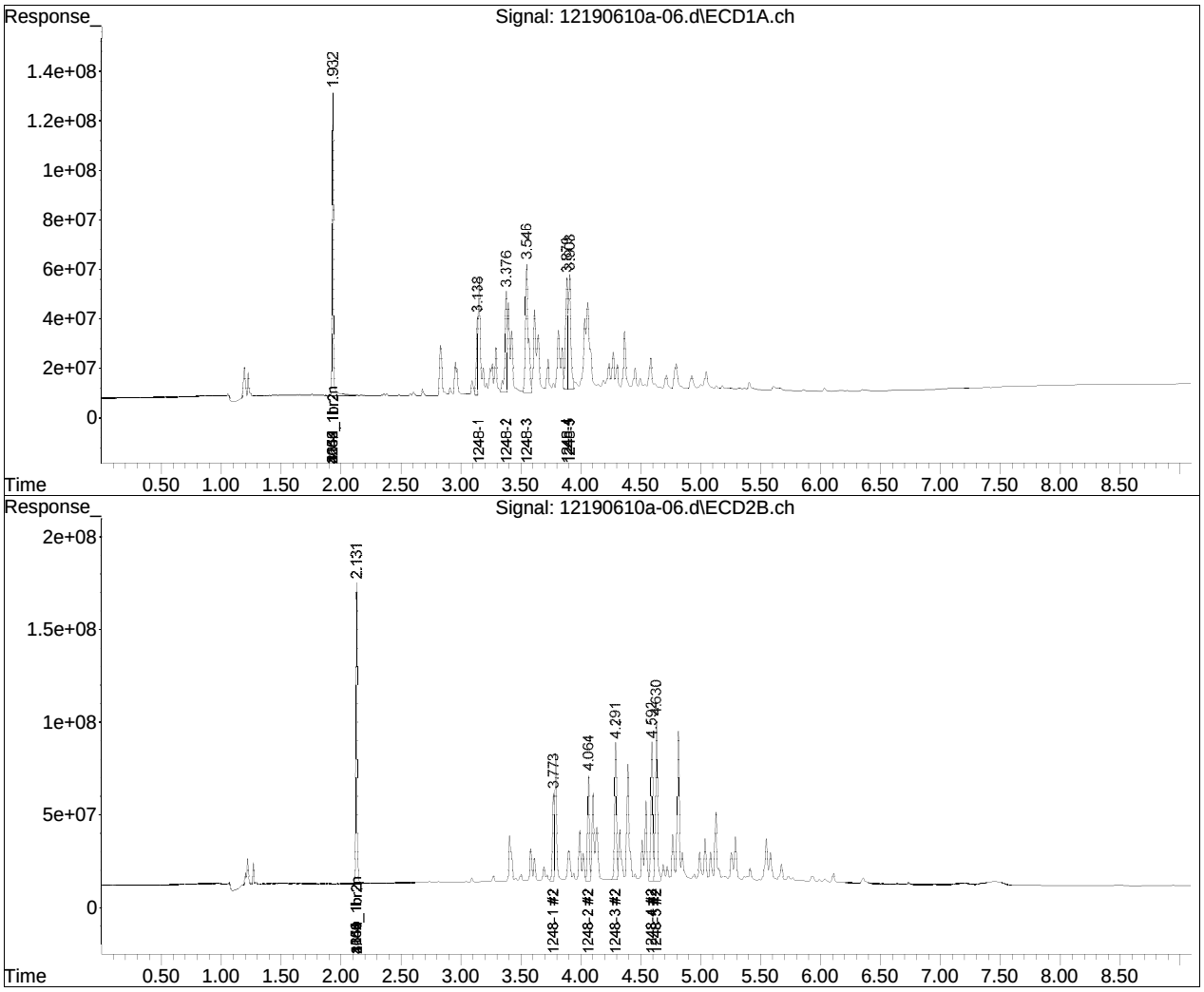

Manual Integration Report

Data Path	: I:\Pest12\190610a\	QMethod	: P12_pcb_04-09-19_ICAL156
Data File	: 12190610a-06.d	Operator	: Pest12:ht
Date Inj'd	: 6/9/2019 11:30 pm	Instrument	: Pest 12
Sample	: l1923971-17d,42e,500,	Quant Date	: 6/10/2019 2:06 am

Compound #35: 1248-1

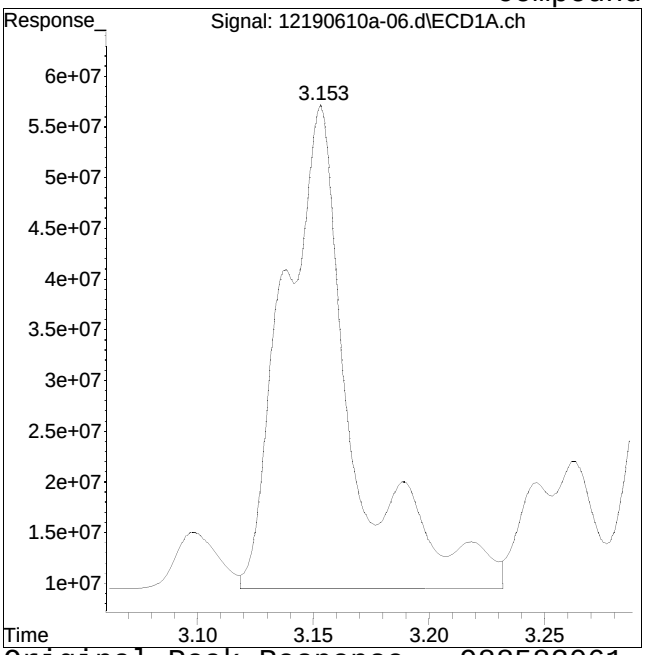

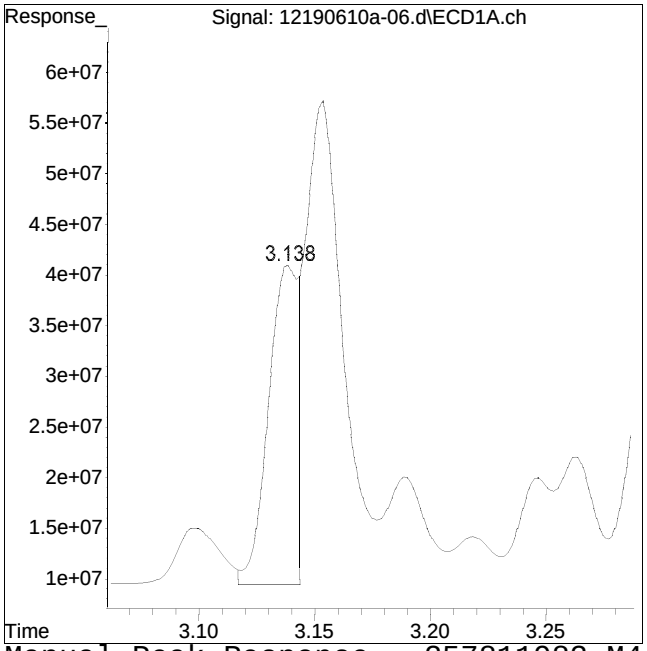

Original Peak Response = 988583061 Manual Peak Response = 257811983 M4
M4 = Poor automated baseline construction.

Manual Integration Report

Data Path	: I:\Pest12\190610a\	QMethod	: P12_pcb_04-09-19_ICAL156
Data File	: 12190610a-06.d	Operator	: Pest12:ht
Date Inj'd	: 6/9/2019 11:30 pm	Instrument	: Pest 12
Sample	: l1923971-17d,42e,500,	Quant Date	: 6/10/2019 2:06 am

Compound #36: 1248-2

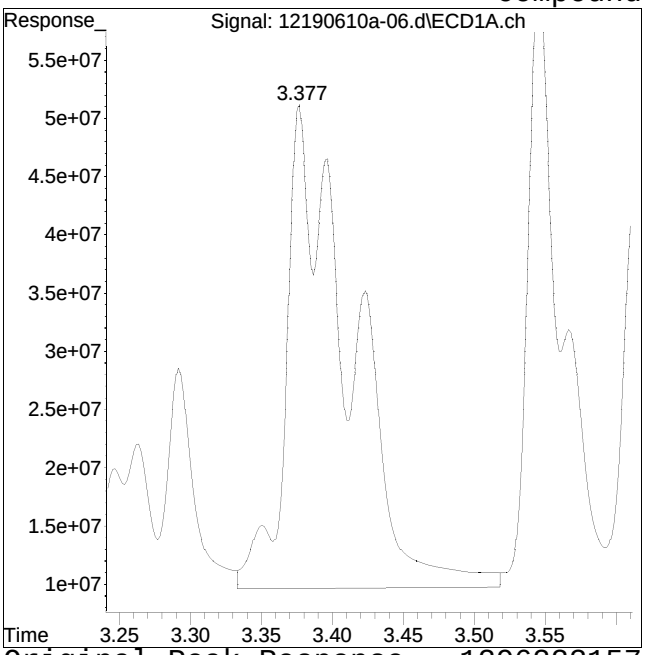

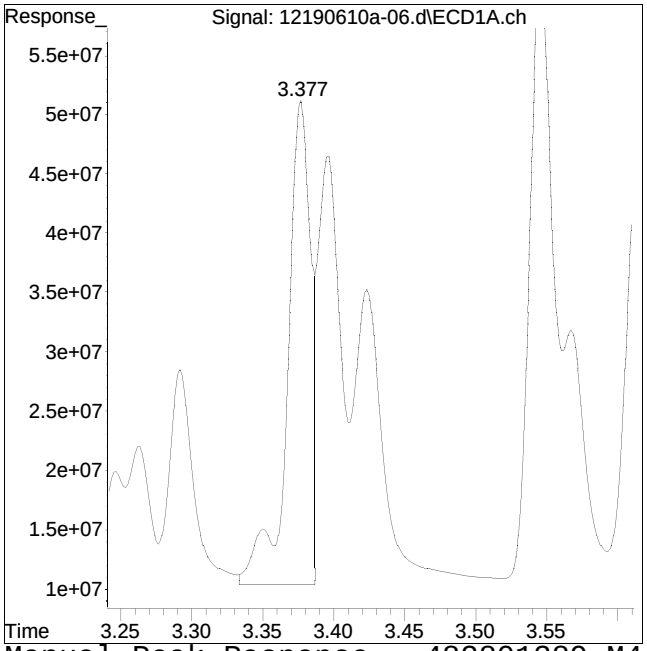

Original Peak Response = 1296223157 Manual Peak Response = 482801389 M4
M4 = Poor automated baseline construction.

Manual Integration Report

Data Path	: I:\Pest12\190610a\	QMethod	: P12_pcb_04-09-19_ICAL156
Data File	: 12190610a-06.d	Operator	: Pest12:ht
Date Inj'd	: 6/9/2019 11:30 pm	Instrument	: Pest 12
Sample	: l1923971-17d,42e,500,	Quant Date	: 6/10/2019 2:06 am

Compound #37: 1248-3

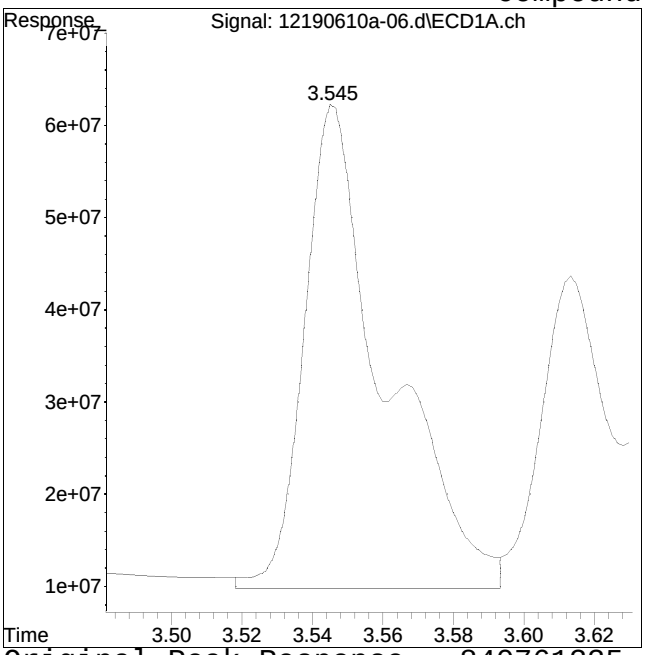

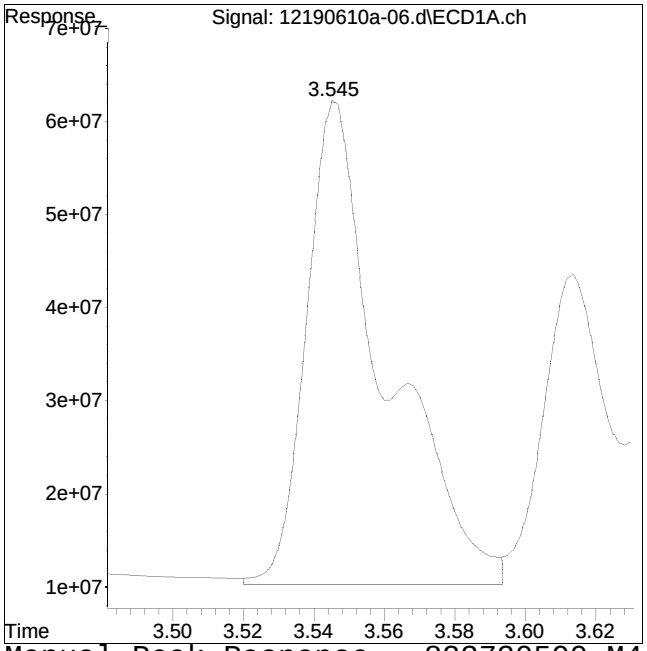

Original Peak Response = 840761335 Manual Peak Response = 823730590 M4
M4 = Poor automated baseline construction.

Manual Integration Report

Data Path : I:\Pest12\190610a\
Data File : 12190610a-06.d
Date Inj'd : 6/9/2019 11:30 pm
Sample : l1923971-17d,42e,500,

QMethod : P12_pcb_04-09-19_ICAL156
Operator : Pest12:ht
Instrument : Pest 12
Quant Date : 6/10/2019 2:06 am

Compound #88: 1248-3 #2

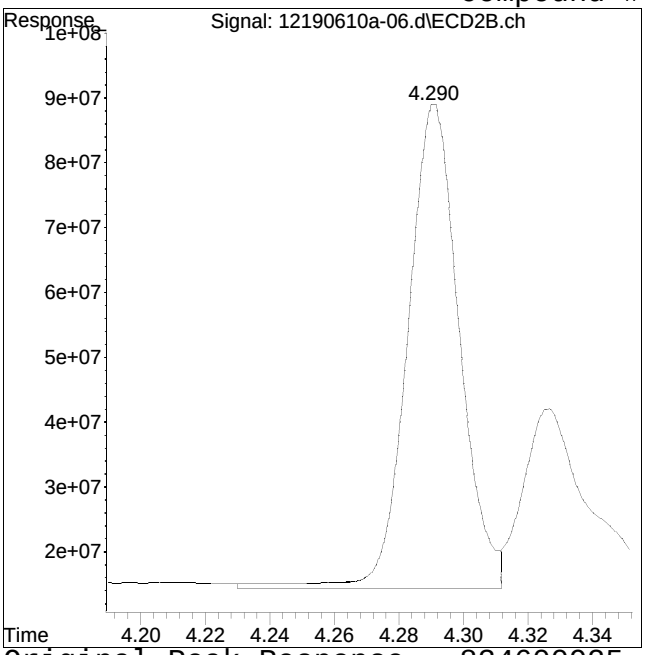

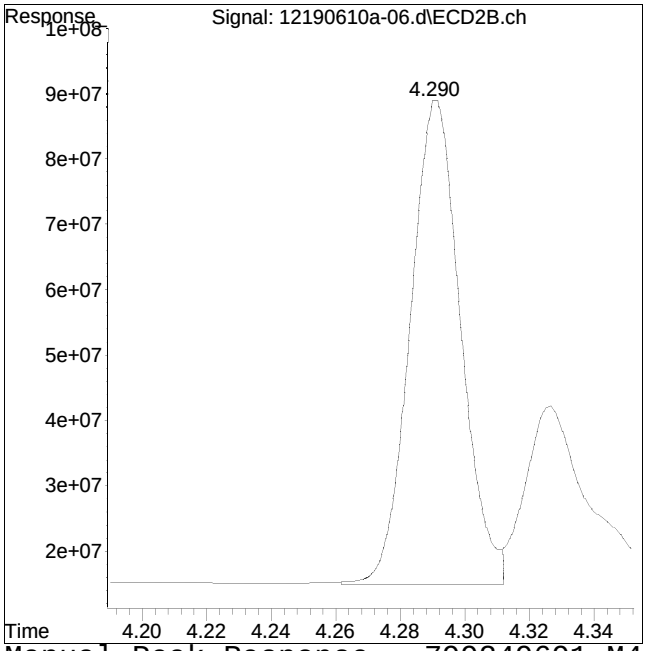

Original Peak Response = 834600925 Manual Peak Response = 799249691 M4
M4 = Poor automated baseline construction.

Manual Integration Report

Data Path	: I:\Pest12\190610a\	QMethod	: P12_pcb_04-09-19_ICAL156
Data File	: 12190610a-06.d	Operator	: Pest12:ht
Date Inj'd	: 6/9/2019 11:30 pm	Instrument	: Pest 12
Sample	: l1923971-17d,42e,500,	Quant Date	: 6/10/2019 2:06 am

Compound #38: 1248-4

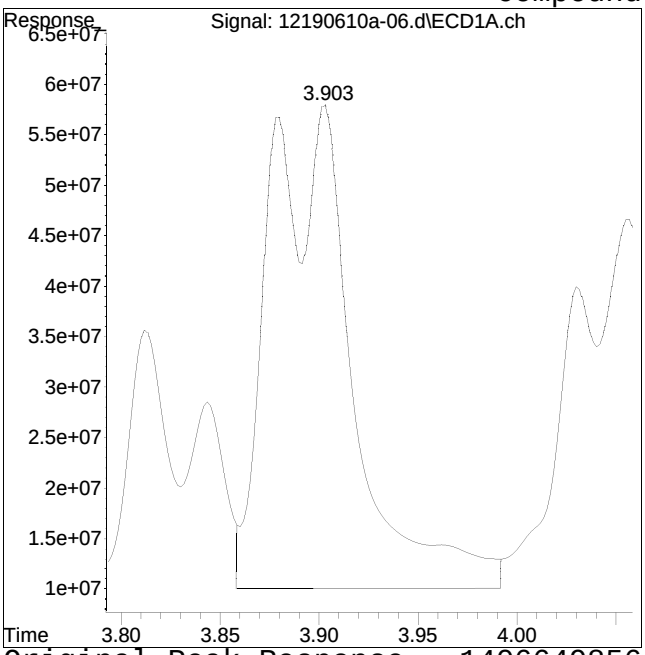

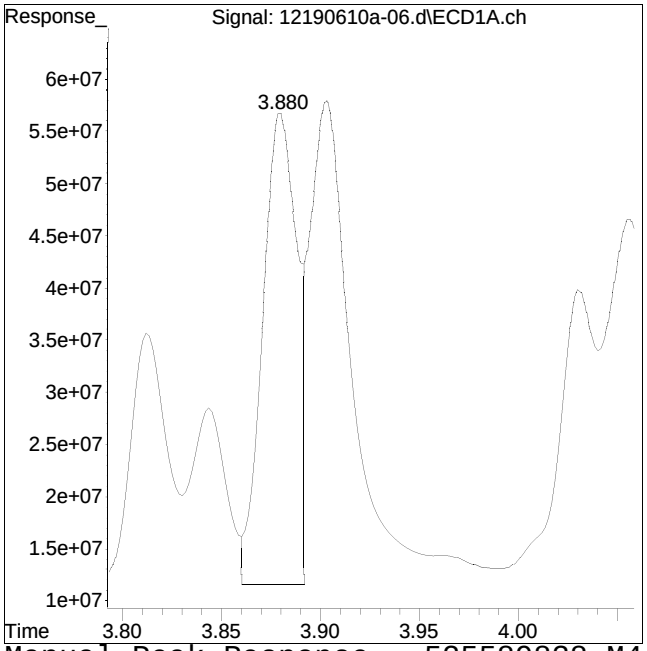

Original Peak Response = 1406649856 Manual Peak Response = 525589838 M4
M4 = Poor automated baseline construction.

Manual Integration Report

Data Path	: I:\Pest12\190610a\	QMethod	: P12_pcb_04-09-19_ICAL156
Data File	: 12190610a-06.d	Operator	: Pest12:ht
Date Inj'd	: 6/9/2019 11:30 pm	Instrument	: Pest 12
Sample	: l1923971-17d,42e,500,	Quant Date	: 6/10/2019 2:06 am

Compound #39: 1248-5

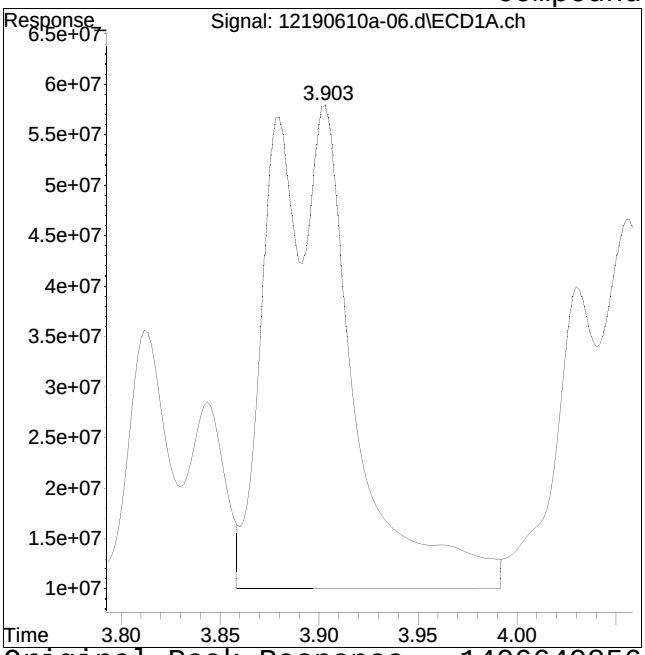

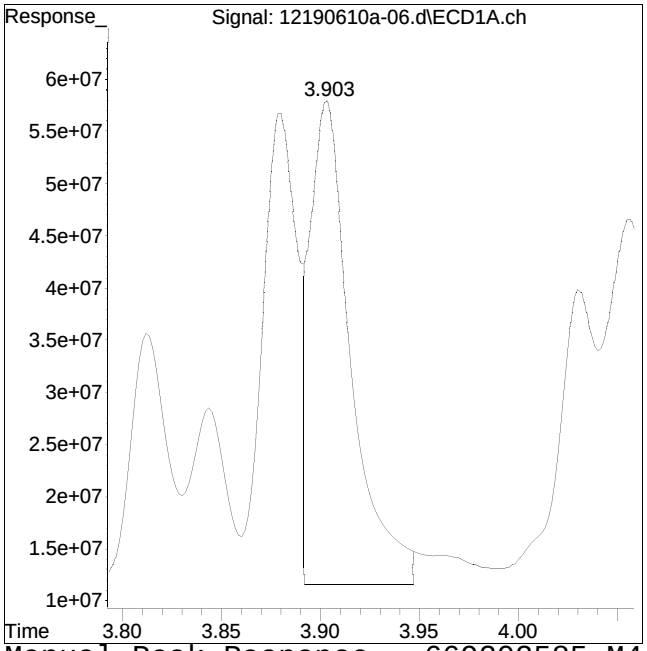

Original Peak Response = 1406649856 Manual Peak Response = 669202585 M4
M4 = Poor automated baseline construction.

Quantitation Report (QT Reviewed)

```
Data Path : I:\Pest12\190610a\
Data File : 12190610a-09.d
Signal(s) : Signal #1: ECD1A.ch  Signal #2: ECD2B.ch
Acq On    : 10 Jun 2019  12:07 am
Operator  : Pest12:ht
Sample    : l1923971-05,42e,,rrco
Misc      : wg1246345,wg1246013,ical15675
ALS Vial  : 9   Sample Multiplier: 1

Integration File signal 1: events1.e
Integration File signal 2: events2.e
Quant Time: Jun 10 02:43:08 2019
Quant Method : I:\Pest12\190610a\P12_pcb_04-09-19_ICAL15675_ugL_.m
Quant Title  : pcb
QLast Update : Mon Jun 10 02:06:37 2019
Response via : Initial Calibration
Integrator: ChemStation

Volume Inj.     :
Signal #1 Phase :                    Signal #2 Phase:
Signal #1 Info  :                    Signal #2 Info :

CCAL FILE(s) : 1 - I:\Pest12\190610a\12190610a-02.d
Sub List     : Default - All compounds listed

      Compound         RT#1     RT#2   Resp#1   Resp#2    ug/l       ug/l
  ---------------------------------------------------------------------------
  Internal Standards
 1) i   1660_1br2nb    1.932    2.131  1045.5E6 1341.0E6  250.000    250.000
     Standard Area 1 : #1 = 818914622                 Recovery   =  127.67%
     Standard Area 1 : #2 = 1056359760                 Recovery   =  126.95%
14) i   2154_1br2nb    1.932    2.131  1045.5E6 1341.0E6  250.000    250.000
23) i   4268_1br2nb    1.932    2.131  1045.5E6 1341.0E6  250.000    250.000
34) i   1248_1br2nb    1.932    2.131  1045.5E6 1341.0E6  250.000    250.000
40) i   3262_1br2nb    1.932    2.131  1045.5E6 1341.0E6  250.000    250.000

  System Monitoring Compounds
 2) s   2,4,5,6-Tetr   2.383    2.741  1894.4E6 2539.9E6  439.807    393.248
  Spiked Amount    500.000 Range  30 - 150  Recovery   =   87.96%    78.65%
 3) s   Decachlorobi   6.342    7.121  1500.9E6 1266.7E6  591.392    507.438
  Spiked Amount    500.000 Range  30 - 150  Recovery   =  118.28%   101.49%

  Target Compounds
 4) l1  1016-1         0.000    0.000         0        0    N.D. d     N.D. d
 5) l1  1016-2         0.000    0.000         0        0    N.D. d     N.D. d
 6) l1  1016-3         0.000    0.000         0        0    N.D. d     N.D. d
 7) l1  1016-4         0.000    0.000         0        0    N.D. d     N.D. d
 8) l1  1016-5         0.000    0.000         0        0    N.D. d     N.D. d
    Sum 1016-1                                0        0    N.D.       N.D.
Average 1016-1                                             0.000      0.000

 9) l2  1260-1         0.000    0.000         0        0    N.D. d     N.D. d
10) l2  1260-2         0.000    0.000         0        0    N.D. d     N.D. d
11) l2  1260-3         0.000    0.000         0        0    N.D. d     N.D. d
12) l2  1260-4         0.000    0.000         0        0    N.D. d     N.D. d
13) l2  1260-5         0.000    0.000         0        0    N.D. d     N.D. d
    Sum 1260-1                                0        0    N.D.       N.D.
Average 1260-1                                             0.000      0.000
```

Quantitation Report (QT Reviewed)

Data Path : I:\Pest12\190610a\
Data File : 12190610a-09.d
Signal(s) : Signal #1: ECD1A.ch Signal #2: ECD2B.ch
Acq On : 10 Jun 2019 12:07 am
Operator : Pest12:ht
Sample : l1923971-05,42e,,rrco
Misc : wg1246345,wg1246013,ical15675
ALS Vial : 9 Sample Multiplier: 1

Integration File signal 1: events1.e
Integration File signal 2: events2.e
Quant Time: Jun 10 02:43:08 2019
Quant Method : I:\Pest12\190610a\P12_pcb_04-09-19_ICAL15675_ugL_.m
Quant Title : pcb
QLast Update : Mon Jun 10 02:06:37 2019
Response via : Initial Calibration
Integrator: ChemStation

Volume Inj. :
Signal #1 Phase : Signal #2 Phase:
Signal #1 Info : Signal #2 Info :

CCAL FILE(s) : 1 - I:\Pest12\190610a\12190610a-02.d
Sub List : Default - All compounds listed

Compound	RT#1	RT#2	Resp#1	Resp#2	ug/l	ug/l
15) l3 1221-1	0.000	0.000	0	0	N.D. d	N.D. d
16) l3 1221-2	0.000	0.000	0	0	N.D. d	N.D. d
17) l3 1221-3	0.000	0.000	0	0	N.D. d	N.D. d
Sum 1221-1			0	0	N.D.	N.D.
Average 1221-1					0.000	0.000
18) l4 1254-1	0.000	0.000	0	0	N.D. d	N.D. d
19) l4 1254-2	0.000	0.000	0	0	N.D. d	N.D. d
20) l4 1254-3	0.000	0.000	0	0	N.D. d	N.D. d
21) l4 1254-4	0.000	0.000	0	0	N.D. d	N.D. d
22) l4 1254-5	0.000	0.000	0	0	N.D. d	N.D. d
Sum 1254-1			0	0	N.D.	N.D.
Average 1254-1					0.000	0.000
24) l6 1242-1	0.000	0.000	0	0	N.D. d	N.D. d
25) l6 1242-2	0.000	0.000	0	0	N.D. d	N.D. d
26) l6 1242-3	0.000	0.000	0	0	N.D. d	N.D. d
27) l6 1242-4	0.000	0.000	0	0	N.D. d	N.D. d
28) l6 1242-5	0.000	0.000	0	0	N.D. d	N.D. d
Sum 1242-1			0	0	N.D.	N.D.
Average 1242-1					0.000	0.000
29) l9 1268-1	0.000	0.000	0	0	N.D. d	N.D. d
30) l9 1268-2	0.000	0.000	0	0	N.D. d	N.D. d
31) l9 1268-3	0.000	0.000	0	0	N.D. d	N.D. d
32) l9 1268-4	0.000	0.000	0	0	N.D. d	N.D. d
33) l9 1268-5	0.000	0.000	0	0	N.D. d	N.D. d
Sum 1268-1			0	0	N.D.	N.D.
Average 1268-1					0.000	0.000
35) l7 1248-1	3.135	3.772	379.7E6	604.6E6	4835.949M4	4514.942
36) l7 1248-2	3.375	4.063	631.8E6	882.0E6	5673.613	5519.592

Quantitation Report (QT Reviewed)

Data Path : I:\Pest12\190610a\
Data File : 12190610a-09.d
Signal(s) : Signal #1: ECD1A.ch Signal #2: ECD2B.ch
Acq On : 10 Jun 2019 12:07 am
Operator : Pest12:ht
Sample : l1923971-05,42e,,rrco
Misc : wg1246345,wg1246013,ical15675
ALS Vial : 9 Sample Multiplier: 1

Integration File signal 1: events1.e
Integration File signal 2: events2.e
Quant Time: Jun 10 02:43:08 2019
Quant Method : I:\Pest12\190610a\P12_pcb_04-09-19_ICAL15675_ugL_.m
Quant Title : pcb
QLast Update : Mon Jun 10 02:06:37 2019
Response via : Initial Calibration
Integrator: ChemStation

Volume Inj. :
Signal #1 Phase : Signal #2 Phase:
Signal #1 Info : Signal #2 Info :

CCAL FILE(s) : 1 - I:\Pest12\190610a\12190610a-02.d
Sub List : Default - All compounds listed

Compound	RT#1	RT#2	Resp#1	Resp#2	ug/l	ug/l
37) l7 1248-3	3.544	4.289	1205.2E6	1199.1E6	6560.464	5960.117
38) l7 1248-4	3.876	0.000	1211.0E6	0	8415.485	N.D. d
39) l7 1248-5	3.899	4.628	1089.6E6	1843.5E6	7666.477	7750.732
Sum 1248-1			4517.2E6	4529.1E6	33151.989	23745.383
Average 1248-1					6630.398	5936.346
41) l5 1232-1	0.000	0.000	0	0	N.D. d	N.D. d
42) l5 1232-2	0.000	0.000	0	0	N.D. d	N.D. d
43) l5 1232-3	0.000	0.000	0	0	N.D. d	N.D. d
44) l5 1232-4	0.000	0.000	0	0	N.D. d	N.D. d
45) l5 1232-5	0.000	0.000	0	0	N.D. d	N.D. d
Sum 1232-1			0	0	N.D.	N.D.
Average 1232-1					0.000	0.000
46) l8 1262-1	0.000	0.000	0	0	N.D. d	N.D. d
47) l8 1262-2	0.000	0.000	0	0	N.D. d	N.D. d
48) l8 1262-3	0.000	0.000	0	0	N.D. d	N.D. d
49) l8 1262-4	0.000	0.000	0	0	N.D. d	N.D. d
50) l8 1262-5	0.000	0.000	0	0	N.D. d	N.D. d
Sum 1262-1			0	0	N.D.	N.D.
Average 1262-1					0.000	0.000

SemiQuant Compounds - Not Calibrated on this Instrument

Sum 1262-1			0	0	N.D.	N.D.
Average 1262-1					0.000	0.000

(f)=RT Delta > 1/2 Window (D)=Amounts differ by > 40% (m)=manual int.
(#)=Recovery Exceeds Compound Acceptance Limits.
(I,C,F) I=Interference, C=Coelluting Calibration Peak, F=Fails CC Criteria.

Sub List : Default - All compounds listeda-02.d••d)

Data Path : I:\Pest12\190610a\
Data File : 12190610a-09.d
Signal(s) : Signal #1: ECD1A.ch Signal #2: ECD2B.ch
Acq On : 10 Jun 2019 12:07 am
Operator : Pest12:ht
Sample : l1923971-05,42e,,rrco
Misc : wg1246345,wg1246013,ical15675
ALS Vial : 9 Sample Multiplier: 1

Integration File signal 1: events1.e
Integration File signal 2: events2.e
Quant Time: Jun 10 02:43:08 2019
Quant Method : I:\Pest12\190610a\P12_pcb_04-09-19_ICAL15675_ugL_.m
Quant Title : pcb
QLast Update : Mon Jun 10 02:06:37 2019
Response via : Initial Calibration
Integrator: ChemStation

Volume Inj. :
Signal #1 Phase : Signal #2 Phase:
Signal #1 Info : Signal #2 Info :

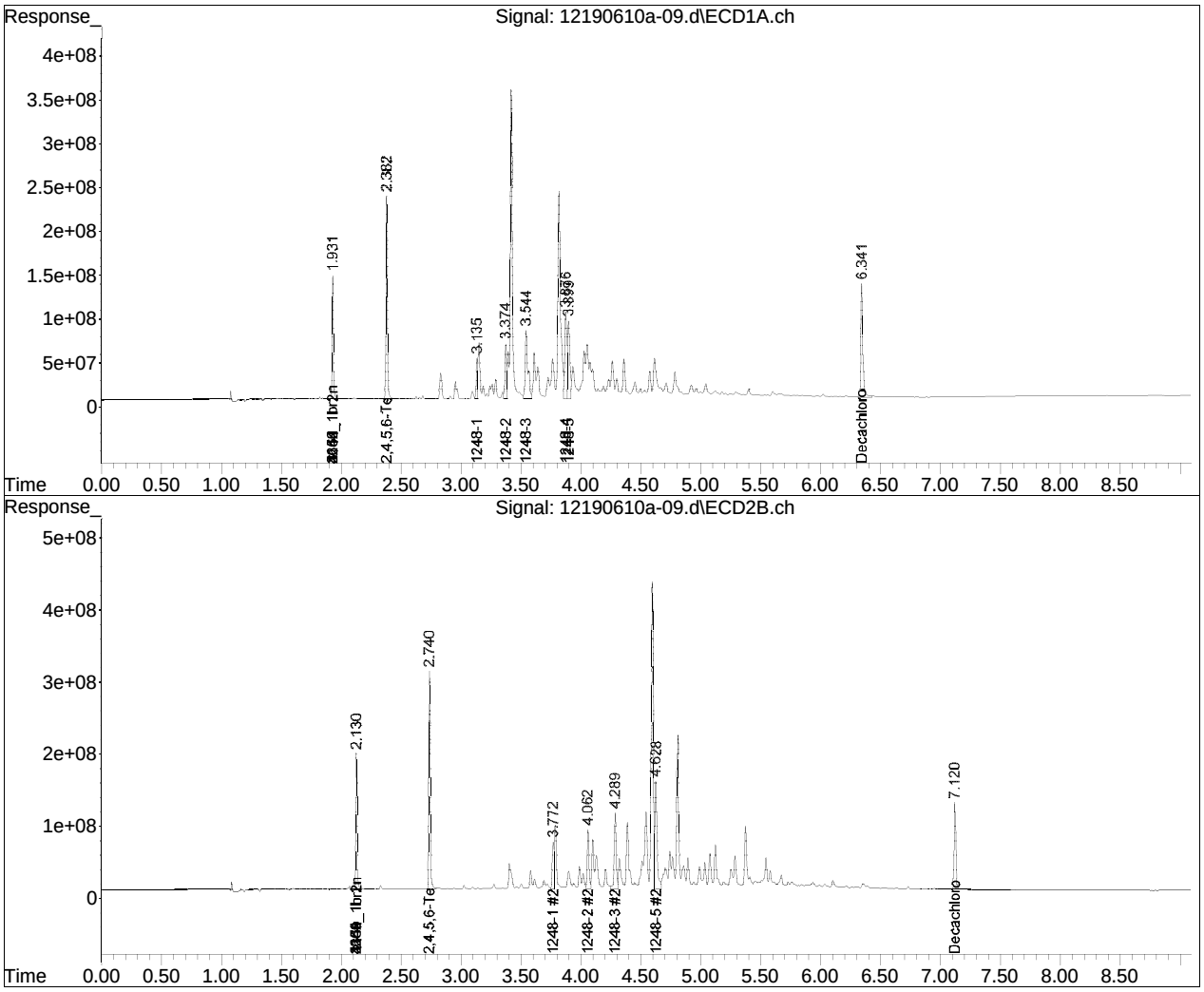

Manual Integration Report

Data Path	: I:\Pest12\190610a\	QMethod	: P12_pcb_04-09-19_ICAL156
Data File	: 12190610a-09.d	Operator	: Pest12:ht
Date Inj'd	: 6/10/2019 12:07 am	Instrument	: Pest 12
Sample	: l1923971-05,42e,,rrco	Quant Date	: 6/10/2019 2:07 am

Compound #35: 1248-1

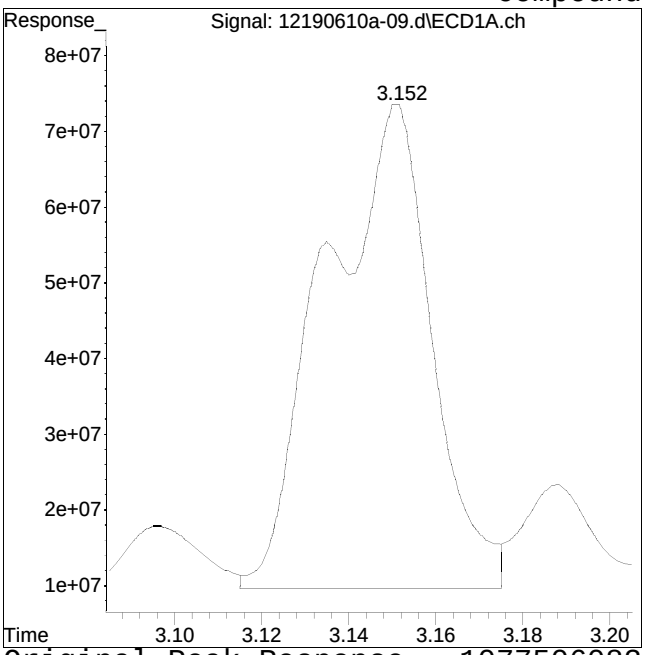

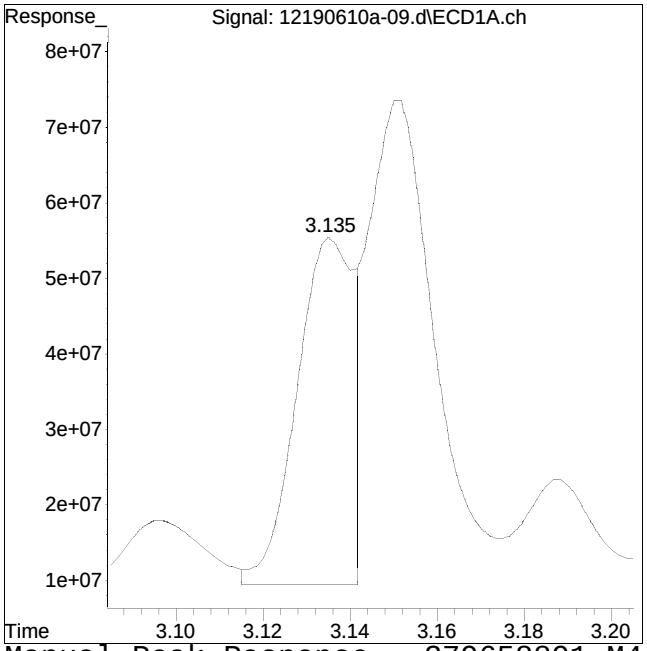

Original Peak Response = 1077506083 Manual Peak Response = 379658891 M4
M4 = Poor automated baseline construction.

Quantitation Report (QT Reviewed)

```
Data Path : I:\Pest12\190610a\
Data File : 12190610a-10.d
Signal(s) : Signal #1: ECD1A.ch  Signal #2: ECD2B.ch
Acq On    : 10 Jun 2019  12:19 am
Operator  : Pest12:ht
Sample    : l1923971-09,42e,,rrco
Misc      : wg1246345,wg1246013,ical15675
ALS Vial  : 10   Sample Multiplier: 1

Integration File signal 1: events1.e
Integration File signal 2: events2.e
Quant Time: Jun 10 02:45:32 2019
Quant Method : I:\Pest12\190610a\P12_pcb_04-09-19_ICAL15675_ugL_.m
Quant Title  : pcb
QLast Update : Mon Jun 10 02:06:37 2019
Response via : Initial Calibration
Integrator: ChemStation

Volume Inj.     :
Signal #1 Phase :                    Signal #2 Phase:
Signal #1 Info  :                    Signal #2 Info :

CCAL FILE(s) : 1 - I:\Pest12\190610a\12190610a-02.d
Sub List     : Default - All compounds listed

      Compound         RT#1     RT#2   Resp#1   Resp#2    ug/l       ug/l
  ---------------------------------------------------------------------------
  Internal Standards
 1) i   1660_1br2nb    1.931    2.130   916.0E6 1191.2E6  250.000    250.000M4
     Standard Area 1 : #1 = 818914622                 Recovery   =  111.85%
     Standard Area 1 : #2 = 1056359760                 Recovery   =  112.76%
14) i   2154_1br2nb    1.931    2.130   916.0E6 1191.2E6  250.000    250.000M4
23) i   4268_1br2nb    1.931    2.130   916.0E6 1191.2E6  250.000    250.000M4
34) i   1248_1br2nb    1.931    2.130   916.0E6 1191.2E6  250.000    250.000M4
40) i   3262_1br2nb    1.931    2.130   916.0E6 1191.2E6  250.000    250.000M4

  System Monitoring Compounds
 2) s   2,4,5,6-Tetr   2.382    2.740  1408.5E6 1887.4E6  373.235    328.975M4
  Spiked Amount    500.000 Range  30 - 150  Recovery   =   74.65%    65.80%
 3) s   Decachlorobi   6.340    7.118f  890.4E6  809.4E6  400.457    365.010
  Spiked Amount    500.000 Range  30 - 150  Recovery   =   80.09%    73.00%

  Target Compounds
 4) l1  1016-1         0.000    0.000         0        0    N.D. d     N.D. d
 5) l1  1016-2         0.000    0.000         0        0    N.D. d     N.D. d
 6) l1  1016-3         0.000    0.000         0        0    N.D. d     N.D. d
 7) l1  1016-4         0.000    0.000         0        0    N.D. d     N.D. d
 8) l1  1016-5         0.000    0.000         0        0    N.D. d     N.D. d
    Sum 1016-1                                0        0    N.D.       N.D.
Average 1016-1                                             0.000      0.000

 9) l2  1260-1         0.000    0.000         0        0    N.D. d     N.D. d
10) l2  1260-2         0.000    0.000         0        0    N.D. d     N.D. d
11) l2  1260-3         0.000    0.000         0        0    N.D. d     N.D. d
12) l2  1260-4         0.000    0.000         0        0    N.D. d     N.D. d
13) l2  1260-5         0.000    0.000         0        0    N.D. d     N.D. d
    Sum 1260-1                                0        0    N.D.       N.D.
Average 1260-1                                             0.000      0.000
```

Quantitation Report (QT Reviewed)

Data Path : I:\Pest12\190610a\
Data File : 12190610a-10.d
Signal(s) : Signal #1: ECD1A.ch Signal #2: ECD2B.ch
Acq On : 10 Jun 2019 12:19 am
Operator : Pest12:ht
Sample : l1923971-09,42e,,rrco
Misc : wg1246345,wg1246013,ical15675
ALS Vial : 10 Sample Multiplier: 1

Integration File signal 1: events1.e
Integration File signal 2: events2.e
Quant Time: Jun 10 02:45:32 2019
Quant Method : I:\Pest12\190610a\P12_pcb_04-09-19_ICAL15675_ugL_.m
Quant Title : pcb
QLast Update : Mon Jun 10 02:06:37 2019
Response via : Initial Calibration
Integrator: ChemStation

Volume Inj. :
Signal #1 Phase : Signal #2 Phase:
Signal #1 Info : Signal #2 Info :

CCAL FILE(s) : 1 - I:\Pest12\190610a\12190610a-02.d
Sub List : Default - All compounds listed

Compound	RT#1	RT#2	Resp#1	Resp#2	ug/l	ug/l
15) l3 1221-1	0.000	0.000	0	0	N.D. d	N.D. d
16) l3 1221-2	0.000	0.000	0	0	N.D. d	N.D. d
17) l3 1221-3	0.000	0.000	0	0	N.D. d	N.D. d
Sum 1221-1			0	0	N.D.	N.D.
Average 1221-1					0.000	0.000
18) l4 1254-1	0.000	0.000	0	0	N.D. d	N.D. d
19) l4 1254-2	0.000	0.000	0	0	N.D. d	N.D. d
20) l4 1254-3	0.000	0.000	0	0	N.D. d	N.D. d
21) l4 1254-4	0.000	0.000	0	0	N.D. d	N.D. d
22) l4 1254-5	0.000	0.000	0	0	N.D. d	N.D. d
Sum 1254-1			0	0	N.D.	N.D.
Average 1254-1					0.000	0.000
24) l6 1242-1	0.000	0.000	0	0	N.D. d	N.D. d
25) l6 1242-2	0.000	0.000	0	0	N.D. d	N.D. d
26) l6 1242-3	0.000	0.000	0	0	N.D. d	N.D. d
27) l6 1242-4	0.000	0.000	0	0	N.D. d	N.D. d
28) l6 1242-5	0.000	0.000	0	0	N.D. d	N.D. d
Sum 1242-1			0	0	N.D.	N.D.
Average 1242-1					0.000	0.000
29) l9 1268-1	0.000	0.000	0	0	N.D. d	N.D. d
30) l9 1268-2	0.000	0.000	0	0	N.D. d	N.D. d
31) l9 1268-3	0.000	0.000	0	0	N.D. d	N.D. d
32) l9 1268-4	0.000	0.000	0	0	N.D. d	N.D. d
33) l9 1268-5	0.000	0.000	0	0	N.D. d	N.D. d
Sum 1268-1			0	0	N.D.	N.D.
Average 1268-1					0.000	0.000
35) l7 1248-1	3.134	3.771	76349318	110.2E6	1110.013M4	926.704M4

Quantitation Report (QT Reviewed)

Data Path : I:\Pest12\190610a\
Data File : 12190610a-10.d
Signal(s) : Signal #1: ECD1A.ch Signal #2: ECD2B.ch
Acq On : 10 Jun 2019 12:19 am
Operator : Pest12:ht
Sample : l1923971-09,42e,,rrco
Misc : wg1246345,wg1246013,ical15675
ALS Vial : 10 Sample Multiplier: 1

Integration File signal 1: events1.e
Integration File signal 2: events2.e
Quant Time: Jun 10 02:45:32 2019
Quant Method : I:\Pest12\190610a\P12_pcb_04-09-19_ICAL15675_ugL_.m
Quant Title : pcb
QLast Update : Mon Jun 10 02:06:37 2019
Response via : Initial Calibration
Integrator: ChemStation

Volume Inj. :
Signal #1 Phase : Signal #2 Phase:
Signal #1 Info : Signal #2 Info :

CCAL FILE(s) : 1 - I:\Pest12\190610a\12190610a-02.d
Sub List : Default - All compounds listed

Compound	RT#1	RT#2	Resp#1	Resp#2	ug/l	ug/l
36) l7 1248-2	3.374	4.063	247.5E6	373.5E6	2537.061M4	2631.758
37) l7 1248-3	3.543	4.289	310.6E6	351.6E6	1930.034	1967.647
38) l7 1248-4	3.878	4.591	117.5E6	165.4E6	932.058	865.264
39) l7 1248-5	3.898	4.628	166.3E6	340.4E6	1335.540	1611.192
Sum 1248-1			918.3E6	1341.2E6	7844.705	8002.565
Average 1248-1					1568.941	1600.513
41) l5 1232-1	0.000	0.000	0	0	N.D. d	N.D. d
42) l5 1232-2	0.000	0.000	0	0	N.D. d	N.D. d
43) l5 1232-3	0.000	0.000	0	0	N.D. d	N.D. d
44) l5 1232-4	0.000	0.000	0	0	N.D. d	N.D. d
45) l5 1232-5	0.000	0.000	0	0	N.D. d	N.D. d
Sum 1232-1			0	0	N.D.	N.D.
Average 1232-1					0.000	0.000
46) l8 1262-1	0.000	0.000	0	0	N.D. d	N.D. d
47) l8 1262-2	0.000	0.000	0	0	N.D. d	N.D. d
48) l8 1262-3	0.000	0.000	0	0	N.D. d	N.D. d
49) l8 1262-4	0.000	0.000	0	0	N.D. d	N.D. d
50) l8 1262-5	0.000	0.000	0	0	N.D. d	N.D. d
Sum 1262-1			0	0	N.D.	N.D.
Average 1262-1					0.000	0.000

SemiQuant Compounds - Not Calibrated on this Instrument

Sum 1262-1			0	0	N.D.	N.D.
Average 1262-1					0.000	0.000

(f)=RT Delta > 1/2 Window (D)=Amounts differ by > 40% (m)=manual int.
(#)=Recovery Exceeds Compound Acceptance Limits.

Quantitation Report (QT Reviewed)

Data Path : I:\Pest12\190610a\
Data File : 12190610a-10.d
Signal(s) : Signal #1: ECD1A.ch Signal #2: ECD2B.ch
Acq On : 10 Jun 2019 12:19 am
Operator : Pest12:ht
Sample : l1923971-09,42e,,rrco
Misc : wg1246345,wg1246013,ical15675
ALS Vial : 10 Sample Multiplier: 1

Integration File signal 1: events1.e
Integration File signal 2: events2.e
Quant Time: Jun 10 02:45:32 2019
Quant Method : I:\Pest12\190610a\P12_pcb_04-09-19_ICAL15675_ugL_.m
Quant Title : pcb
QLast Update : Mon Jun 10 02:06:37 2019
Response via : Initial Calibration
Integrator: ChemStation

Volume Inj. :
Signal #1 Phase : Signal #2 Phase:
Signal #1 Info : Signal #2 Info :

CCAL FILE(s) : 1 - I:\Pest12\190610a\12190610a-02.d
Sub List : Default - All compounds listed

Compound	RT#1	RT#2	Resp#1	Resp#2	ug/l	ug/l

(I,C,F) I=Interference, C=Coelluting Calibration Peak, F=Fails CC Criteria.

Sub List : Default - All compounds listeda-02.d••d)

Data Path : I:\Pest12\190610a\
Data File : 12190610a-10.d
Signal(s) : Signal #1: ECD1A.ch Signal #2: ECD2B.ch
Acq On : 10 Jun 2019 12:19 am
Operator : Pest12:ht
Sample : l1923971-09,42e,,rrco
Misc : wg1246345,wg1246013,ical15675
ALS Vial : 10 Sample Multiplier: 1

Integration File signal 1: events1.e
Integration File signal 2: events2.e
Quant Time: Jun 10 02:45:32 2019
Quant Method : I:\Pest12\190610a\P12_pcb_04-09-19_ICAL15675_ugL_.m
Quant Title : pcb
QLast Update : Mon Jun 10 02:06:37 2019
Response via : Initial Calibration
Integrator: ChemStation

Volume Inj. :
Signal #1 Phase : Signal #2 Phase:
Signal #1 Info : Signal #2 Info :

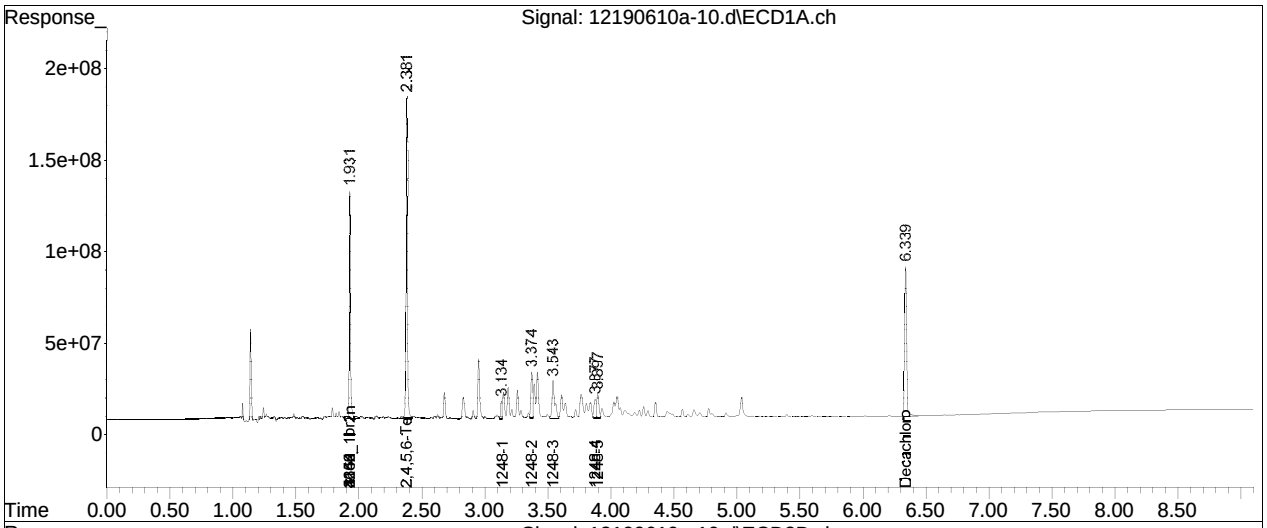

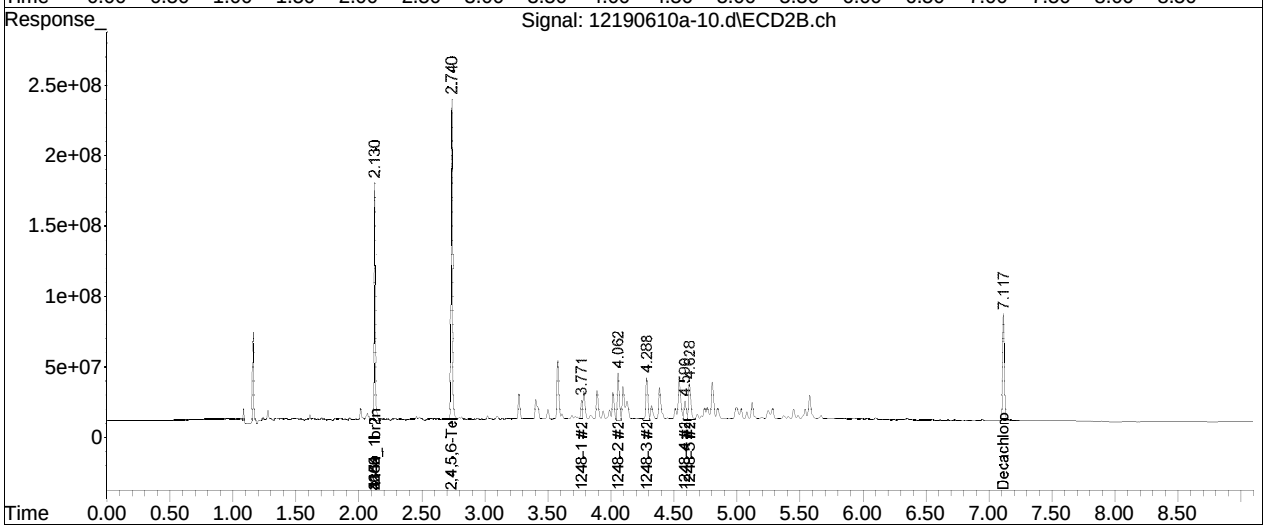

Manual Integration Report

Data Path	: I:\Pest12\190610a\	QMethod	: P12_pcb_04-09-19_ICAL156
Data File	: 12190610a-10.d	Operator	: Pest12:ht
Date Inj'd	: 6/10/2019 12:19 am	Instrument	: Pest 12
Sample	: l1923971-09,42e,,rrco	Quant Date	: 6/10/2019 2:07 am

Compound #52: 1660_1br2nb #2

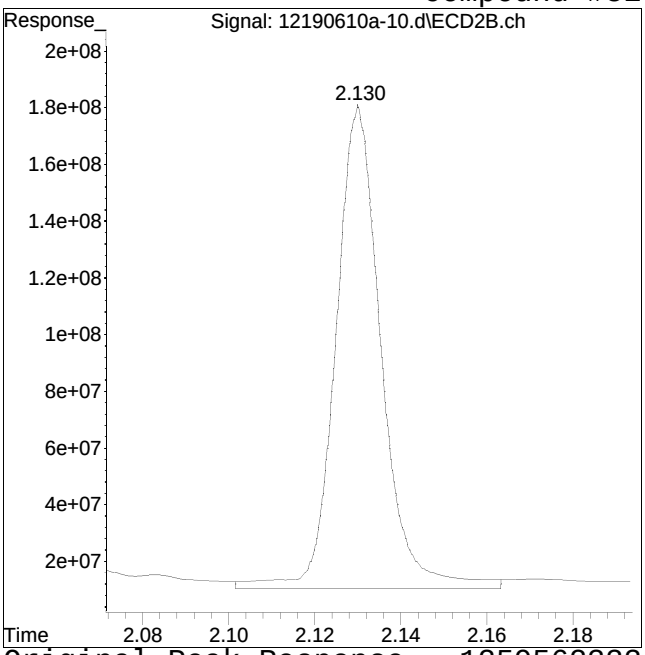

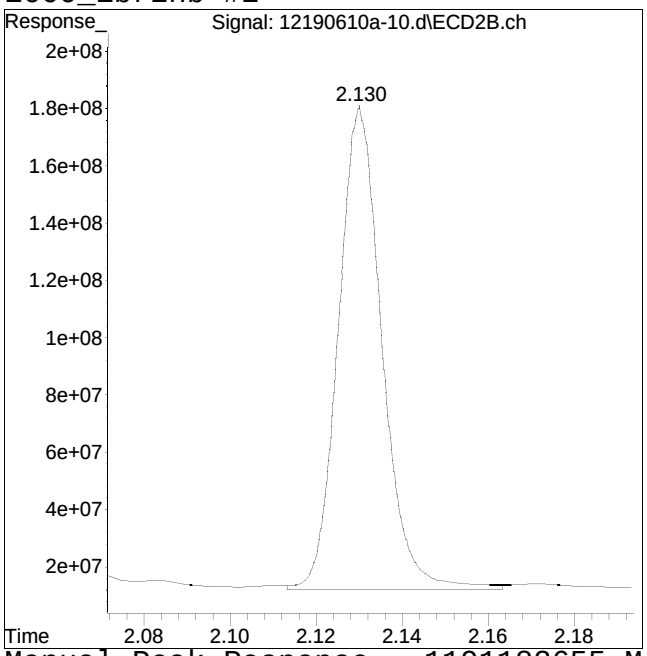

Original Peak Response = 1259562333 Manual Peak Response = 1191182655 M4
M4 = Poor automated baseline construction.

Manual Integration Report

Data Path	: I:\Pest12\190610a\	QMethod	: P12_pcb_04-09-19_ICAL156
Data File	: 12190610a-10.d	Operator	: Pest12:ht
Date Inj'd	: 6/10/2019 12:19 am	Instrument	: Pest 12
Sample	: l1923971-09,42e,,rrco	Quant Date	: 6/10/2019 2:07 am

Compound #53: 2,4,5,6-Tetrachloro-m-xylene #2

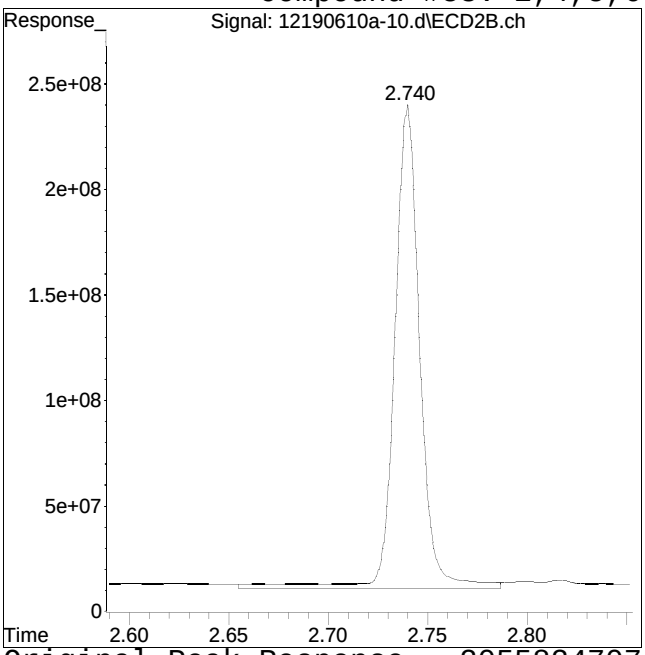

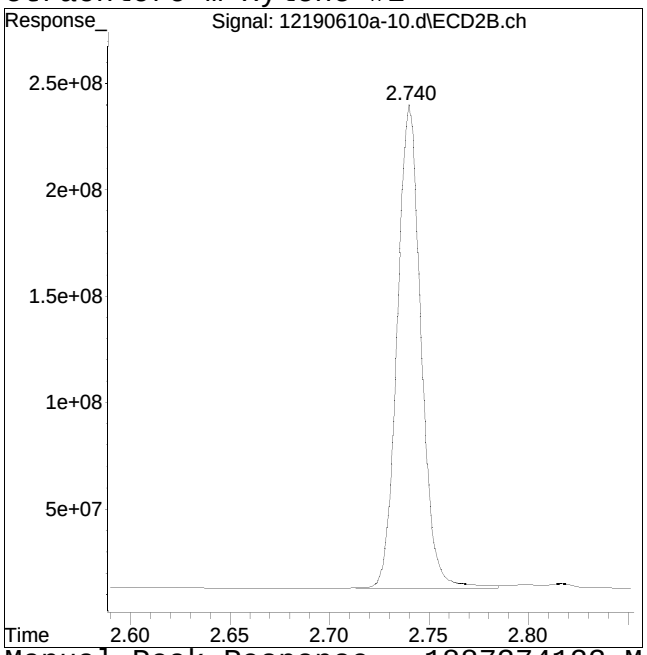

Original Peak Response = 2055824707 Manual Peak Response = 1887374123 M4
M4 = Poor automated baseline construction.

Manual Integration Report

Data Path	: I:\Pest12\190610a\	QMethod	: P12_pcb_04-09-19_ICAL156
Data File	: 12190610a-10.d	Operator	: Pest12:ht
Date Inj'd	: 6/10/2019 12:19 am	Instrument	: Pest 12
Sample	: l1923971-09,42e,,rrco	Quant Date	: 6/10/2019 2:07 am

Compound #35: 1248-1

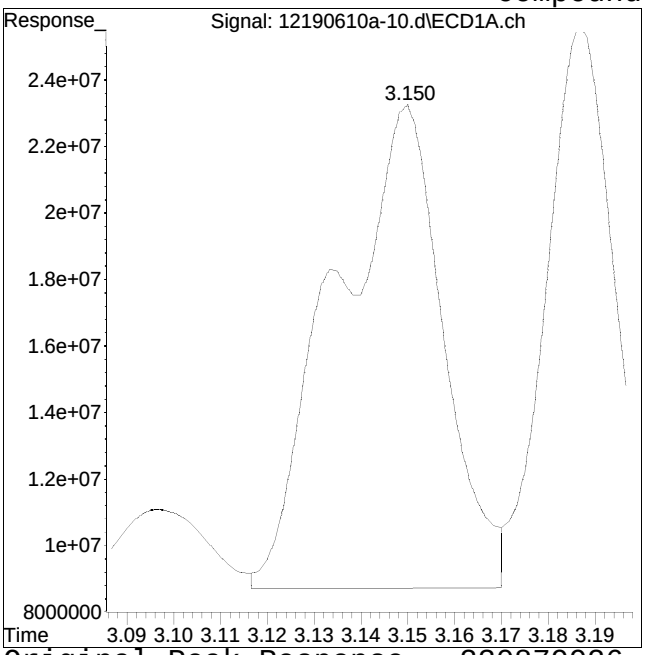

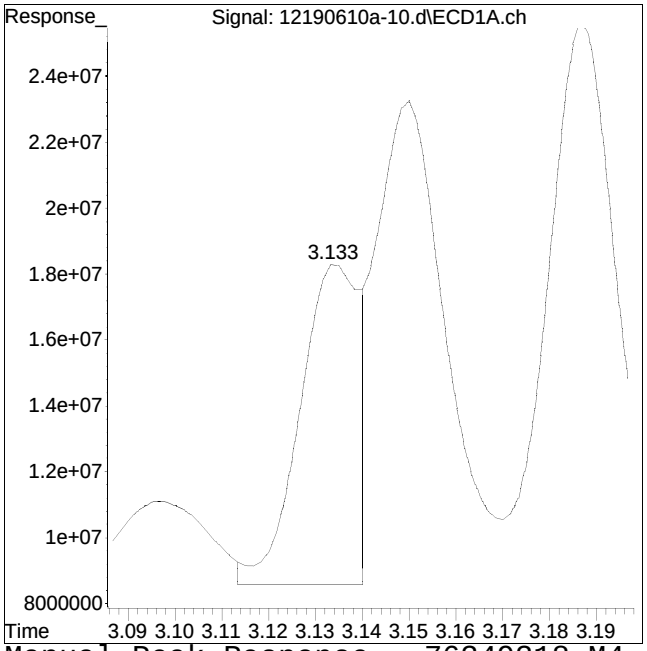

Original Peak Response = 230879926 Manual Peak Response = 76349318 M4
M4 = Poor automated baseline construction.

Manual Integration Report

Data Path	: I:\Pest12\190610a\	QMethod	: P12_pcb_04-09-19_ICAL156
Data File	: 12190610a-10.d	Operator	: Pest12:ht
Date Inj'd	: 6/10/2019 12:19 am	Instrument	: Pest 12
Sample	: l1923971-09,42e,,rrco	Quant Date	: 6/10/2019 2:07 am

Compound #86: 1248-1 #2

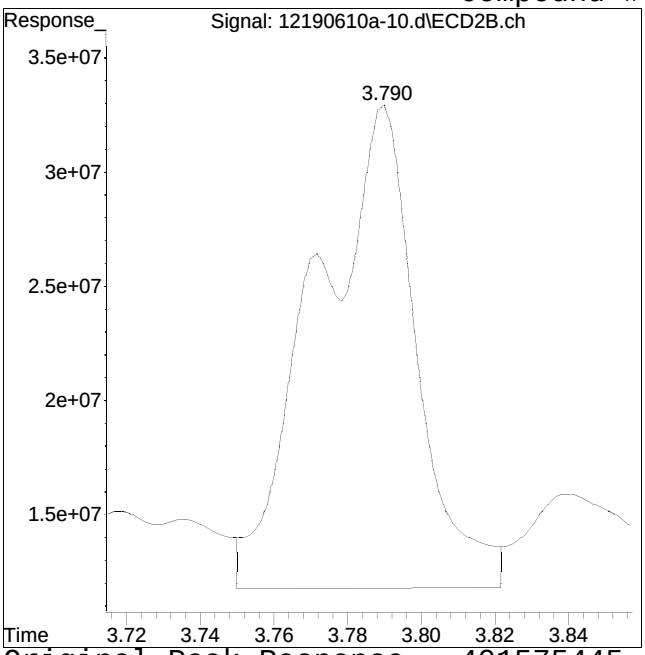

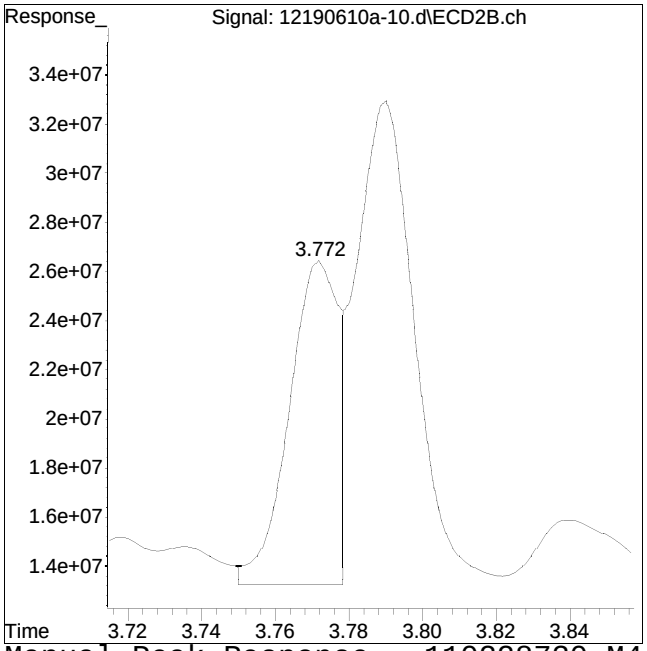

Original Peak Response = 401575445 Manual Peak Response = 110228730 M4
M4 = Poor automated baseline construction.

Manual Integration Report

Data Path	: I:\Pest12\190610a\	QMethod	: P12_pcb_04-09-19_ICAL156
Data File	: 12190610a-10.d	Operator	: Pest12:ht
Date Inj'd	: 6/10/2019 12:19 am	Instrument	: Pest 12
Sample	: l1923971-09,42e,,rrco	Quant Date	: 6/10/2019 2:07 am

Compound #36: 1248-2

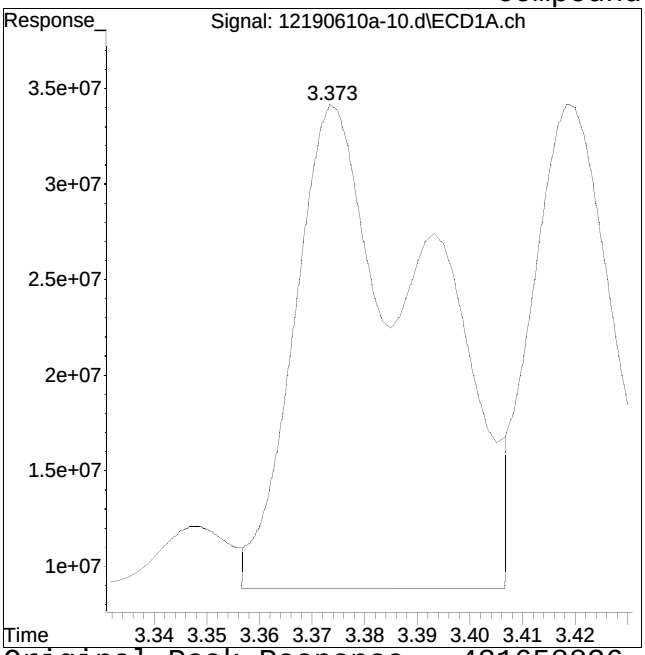

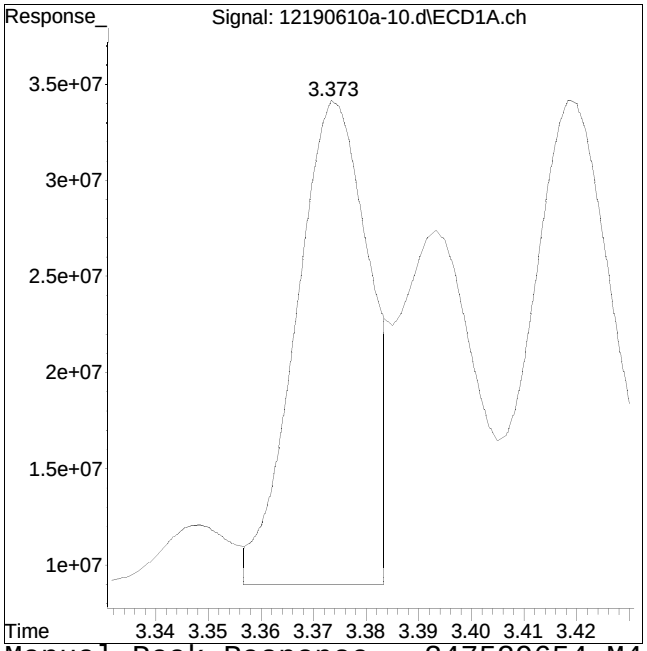

Original Peak Response = 431658836 Manual Peak Response = 247529654 M4
M4 = Poor automated baseline construction.

Quantitation Report (QT Reviewed)

```
Data Path : I:\Pest12\190610a\
Data File : 12190610a-11.d
Signal(s) : Signal #1: ECD1A.ch  Signal #2: ECD2B.ch
Acq On    : 10 Jun 2019  12:31 am
Operator  : Pest12:ht
Sample    : l1923971-12,42e,,rrco
Misc      : wg1246345,wg1246013,ical15675
ALS Vial  : 11   Sample Multiplier: 1

Integration File signal 1: events1.e
Integration File signal 2: events2.e
Quant Time: Jun 10 02:48:17 2019
Quant Method : I:\Pest12\190610a\P12_pcb_04-09-19_ICAL15675_ugL_.m
Quant Title  : pcb
QLast Update : Mon Jun 10 02:06:37 2019
Response via : Initial Calibration
Integrator: ChemStation

Volume Inj.     :
Signal #1 Phase :                    Signal #2 Phase:
Signal #1 Info  :                    Signal #2 Info :

CCAL FILE(s) : 1 - I:\Pest12\190610a\12190610a-02.d
Sub List     : Default - All compounds listed

      Compound         RT#1     RT#2   Resp#1   Resp#2    ug/l       ug/l
  ---------------------------------------------------------------------------
  Internal Standards
 1) i   1660_1br2nb    1.932    2.130   963.0E6 1218.7E6  250.000    250.000
     Standard Area 1 : #1 = 818914622                 Recovery   =  117.60%
     Standard Area 1 : #2 = 1056359760                 Recovery   =  115.37%
14) i   2154_1br2nb    1.932    2.130   963.0E6 1218.7E6  250.000    250.000
23) i   4268_1br2nb    1.932    2.130   963.0E6 1218.7E6  250.000    250.000
34) i   1248_1br2nb    1.932    2.130   963.0E6 1218.7E6  250.000    250.000
40) i   3262_1br2nb    1.932    2.130   963.0E6 1218.7E6  250.000    250.000

  System Monitoring Compounds
 2) s   2,4,5,6-Tetr   2.382    2.740  1485.3E6 1953.0E6  374.366    332.740
  Spiked Amount    500.000 Range  30 - 150  Recovery   =   74.87%    66.55%
 3) s   Decachlorobi   6.340    7.117f 1024.5E6  880.8E6  438.271    388.259
  Spiked Amount    500.000 Range  30 - 150  Recovery   =   87.65%    77.65%

  Target Compounds
 4) l1  1016-1         0.000    0.000         0        0    N.D. d     N.D. d
 5) l1  1016-2         0.000    0.000         0        0    N.D. d     N.D. d
 6) l1  1016-3         0.000    0.000         0        0    N.D. d     N.D. d
 7) l1  1016-4         0.000    0.000         0        0    N.D. d     N.D. d
 8) l1  1016-5         0.000    0.000         0        0    N.D. d     N.D. d
    Sum 1016-1                                0        0    N.D.       N.D.
Average 1016-1                                             0.000      0.000

 9) l2  1260-1         0.000    0.000         0        0    N.D. d     N.D. d
10) l2  1260-2         0.000    0.000         0        0    N.D. d     N.D. d
11) l2  1260-3         0.000    0.000         0        0    N.D. d     N.D. d
12) l2  1260-4         0.000    0.000         0        0    N.D. d     N.D. d
13) l2  1260-5         0.000    0.000         0        0    N.D. d     N.D. d
    Sum 1260-1                                0        0    N.D.       N.D.
Average 1260-1                                             0.000      0.000
```

Quantitation Report (QT Reviewed)

Data Path : I:\Pest12\190610a\
Data File : 12190610a-11.d
Signal(s) : Signal #1: ECD1A.ch Signal #2: ECD2B.ch
Acq On : 10 Jun 2019 12:31 am
Operator : Pest12:ht
Sample : l1923971-12,42e,,rrco
Misc : wg1246345,wg1246013,ical15675
ALS Vial : 11 Sample Multiplier: 1

Integration File signal 1: events1.e
Integration File signal 2: events2.e
Quant Time: Jun 10 02:48:17 2019
Quant Method : I:\Pest12\190610a\P12_pcb_04-09-19_ICAL15675_ugL_.m
Quant Title : pcb
QLast Update : Mon Jun 10 02:06:37 2019
Response via : Initial Calibration
Integrator: ChemStation

Volume Inj. :
Signal #1 Phase : Signal #2 Phase:
Signal #1 Info : Signal #2 Info :

CCAL FILE(s) : 1 - I:\Pest12\190610a\12190610a-02.d
Sub List : Default - All compounds listed

Compound	RT#1	RT#2	Resp#1	Resp#2	ug/l	ug/l
15) l3 1221-1	0.000	0.000	0	0	N.D. d	N.D. d
16) l3 1221-2	0.000	0.000	0	0	N.D. d	N.D. d
17) l3 1221-3	0.000	0.000	0	0	N.D. d	N.D. d
Sum 1221-1			0	0	N.D.	N.D.
Average 1221-1					0.000	0.000
18) l4 1254-1	0.000	0.000	0	0	N.D. d	N.D. d
19) l4 1254-2	0.000	0.000	0	0	N.D. d	N.D. d
20) l4 1254-3	0.000	0.000	0	0	N.D. d	N.D. d
21) l4 1254-4	0.000	0.000	0	0	N.D. d	N.D. d
22) l4 1254-5	0.000	0.000	0	0	N.D. d	N.D. d
Sum 1254-1			0	0	N.D.	N.D.
Average 1254-1					0.000	0.000
24) l6 1242-1	2.604	3.096	5037332	9563553	94.671	117.664
25) l6 1242-2	2.838	3.424	41866548	61815016	376.267	342.764
26) l6 1242-3	3.152	3.790	126.1E6	180.1E6	574.668	507.411M4
27) l6 1242-4	3.544f	4.289	84626148	84081666	820.119M4	745.660
28) l6 1242-5	3.877f	4.591	54597929	69929805	801.119M3	642.840
Sum 1242-1			312.3E6	405.5E6	2666.844	2356.340
Average 1242-1					533.369	471.268
29) l9 1268-1	0.000	0.000	0	0	N.D. d	N.D. d
30) l9 1268-2	0.000	0.000	0	0	N.D. d	N.D. d
31) l9 1268-3	0.000	0.000	0	0	N.D. d	N.D. d
32) l9 1268-4	0.000	0.000	0	0	N.D. d	N.D. d
33) l9 1268-5	0.000	0.000	0	0	N.D. d	N.D. d
Sum 1268-1			0	0	N.D.	N.D.
Average 1268-1					0.000	0.000
35) l7 1248-1	0.000	0.000	0	0	N.D. d	N.D. d
36) l7 1248-2	0.000	0.000	0	0	N.D. d	N.D. d

Quantitation Report (QT Reviewed)

Data Path : I:\Pest12\190610a\
Data File : 12190610a-11.d
Signal(s) : Signal #1: ECD1A.ch Signal #2: ECD2B.ch
Acq On : 10 Jun 2019 12:31 am
Operator : Pest12:ht
Sample : l1923971-12,42e,,rrco
Misc : wg1246345,wg1246013,ical15675
ALS Vial : 11 Sample Multiplier: 1

Integration File signal 1: events1.e
Integration File signal 2: events2.e
Quant Time: Jun 10 02:48:17 2019
Quant Method : I:\Pest12\190610a\P12_pcb_04-09-19_ICAL15675_ugL_.m
Quant Title : pcb
QLast Update : Mon Jun 10 02:06:37 2019
Response via : Initial Calibration
Integrator: ChemStation

Volume Inj. :
Signal #1 Phase : Signal #2 Phase:
Signal #1 Info : Signal #2 Info :

CCAL FILE(s) : 1 - I:\Pest12\190610a\12190610a-02.d
Sub List : Default - All compounds listed

Compound	RT#1	RT#2	Resp#1	Resp#2	ug/l	ug/l
37) l7 1248-3	0.000	0.000	0	0	N.D. d	N.D. d
38) l7 1248-4	0.000	0.000	0	0	N.D. d	N.D. d
39) l7 1248-5	0.000	0.000	0	0	N.D. d	N.D. d
Sum 1248-1			0	0	N.D.	N.D.
Average 1248-1					0.000	0.000
41) l5 1232-1	0.000	0.000	0	0	N.D. d	N.D. d
42) l5 1232-2	0.000	0.000	0	0	N.D. d	N.D. d
43) l5 1232-3	0.000	0.000	0	0	N.D. d	N.D. d
44) l5 1232-4	0.000	0.000	0	0	N.D. d	N.D. d
45) l5 1232-5	0.000	0.000	0	0	N.D. d	N.D. d
Sum 1232-1			0	0	N.D.	N.D.
Average 1232-1					0.000	0.000
46) l8 1262-1	0.000	0.000	0	0	N.D. d	N.D. d
47) l8 1262-2	0.000	0.000	0	0	N.D. d	N.D. d
48) l8 1262-3	0.000	0.000	0	0	N.D. d	N.D. d
49) l8 1262-4	0.000	0.000	0	0	N.D. d	N.D. d
50) l8 1262-5	0.000	0.000	0	0	N.D. d	N.D. d
Sum 1262-1			0	0	N.D.	N.D.
Average 1262-1					0.000	0.000

SemiQuant Compounds - Not Calibrated on this Instrument

Sum 1262-1			0	0	N.D.	N.D.
Average 1262-1					0.000	0.000

(f)=RT Delta > 1/2 Window (D)=Amounts differ by > 40% (m)=manual int.
(#)=Recovery Exceeds Compound Acceptance Limits.
(I,C,F) I=Interference, C=Coelluting Calibration Peak, F=Fails CC Criteria.

Sub List : Default - All compounds listeda-02.d••d)

Data Path : I:\Pest12\190610a\
Data File : 12190610a-11.d
Signal(s) : Signal #1: ECD1A.ch Signal #2: ECD2B.ch
Acq On : 10 Jun 2019 12:31 am
Operator : Pest12:ht
Sample : l1923971-12,42e,,rrco
Misc : wg1246345,wg1246013,ical15675
ALS Vial : 11 Sample Multiplier: 1

Integration File signal 1: events1.e
Integration File signal 2: events2.e
Quant Time: Jun 10 02:48:17 2019
Quant Method : I:\Pest12\190610a\P12_pcb_04-09-19_ICAL15675_ugL_.m
Quant Title : pcb
QLast Update : Mon Jun 10 02:06:37 2019
Response via : Initial Calibration
Integrator: ChemStation

Volume Inj. :
Signal #1 Phase : Signal #2 Phase:
Signal #1 Info : Signal #2 Info :

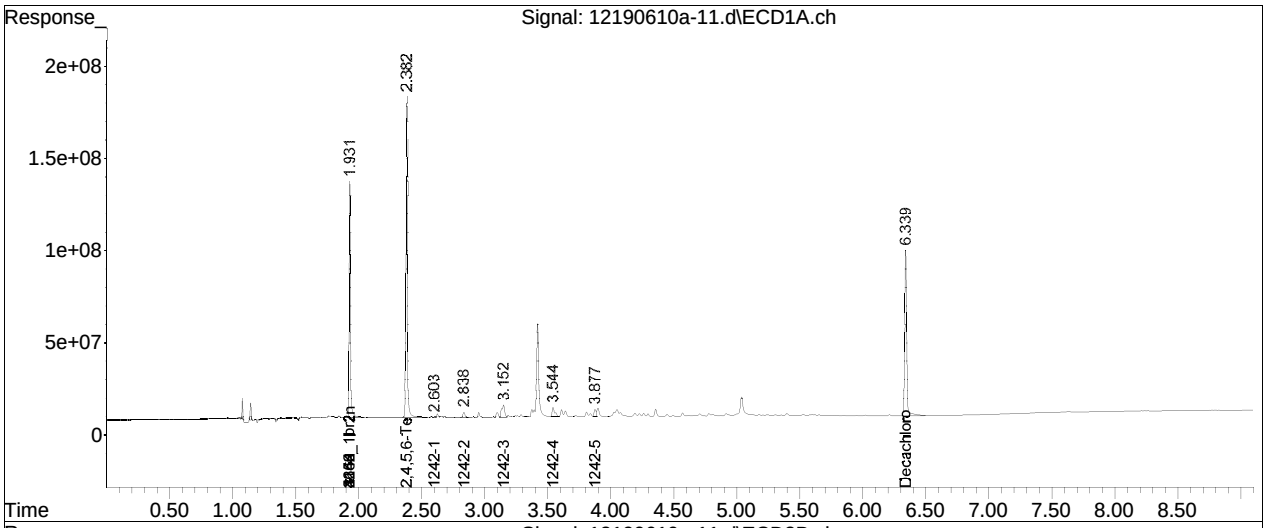

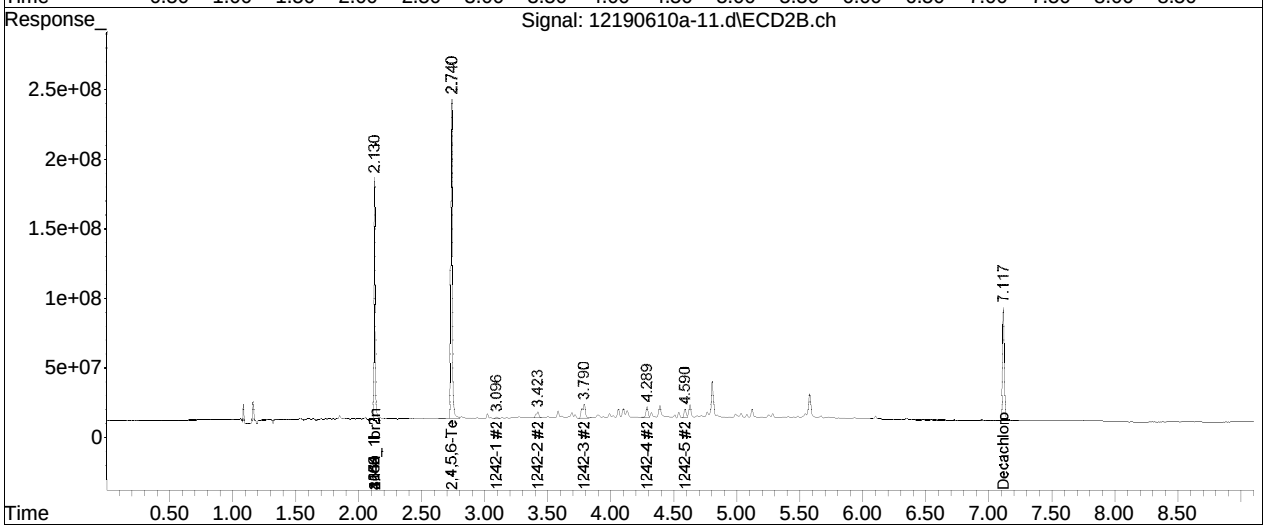

Manual Integration Report

Data Path	: I:\Pest12\190610a\	QMethod	: P12_pcb_04-09-19_ICAL156
Data File	: 12190610a-11.d	Operator	: Pest12:ht
Date Inj'd	: 6/10/2019 12:31 am	Instrument	: Pest 12
Sample	: l1923971-12,42e,,rrco	Quant Date	: 6/10/2019 2:07 am

Compound #77: 1242-3 #2

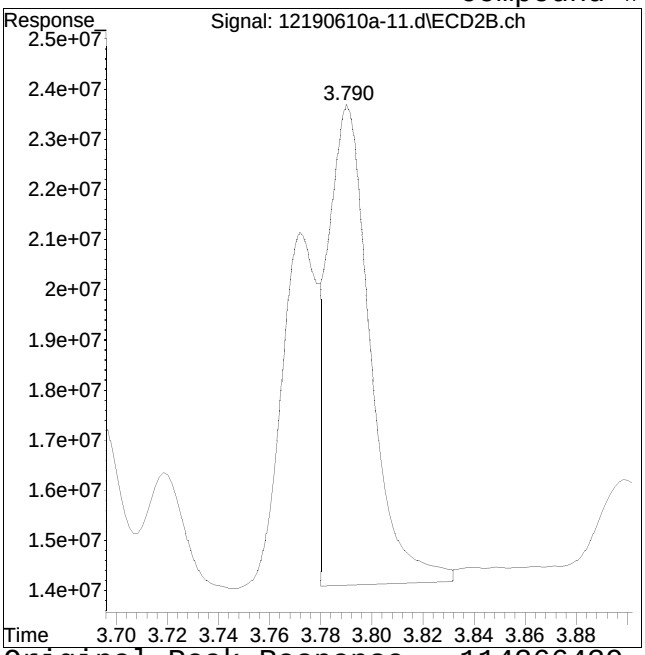

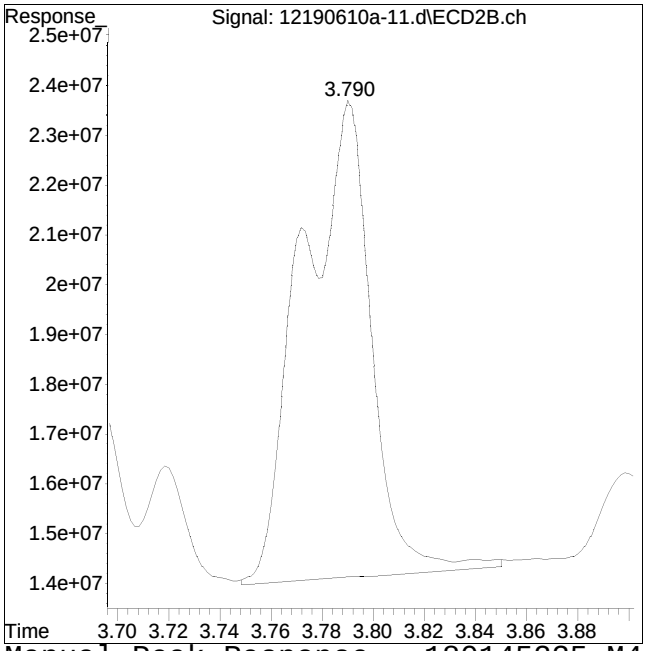

Original Peak Response = 114366439 Manual Peak Response = 180145235 M4
M4 = Poor automated baseline construction.

Manual Integration Report

Data Path : I:\Pest12\190610a\
Data File : 12190610a-11.d
Date Inj'd : 6/10/2019 12:31 am
Sample : l1923971-12,42e,,rrco

QMethod : P12_pcb_04-09-19_ICAL156
Operator : Pest12:ht
Instrument : Pest 12
Quant Date : 6/10/2019 2:07 am

Compound #27: 1242-4

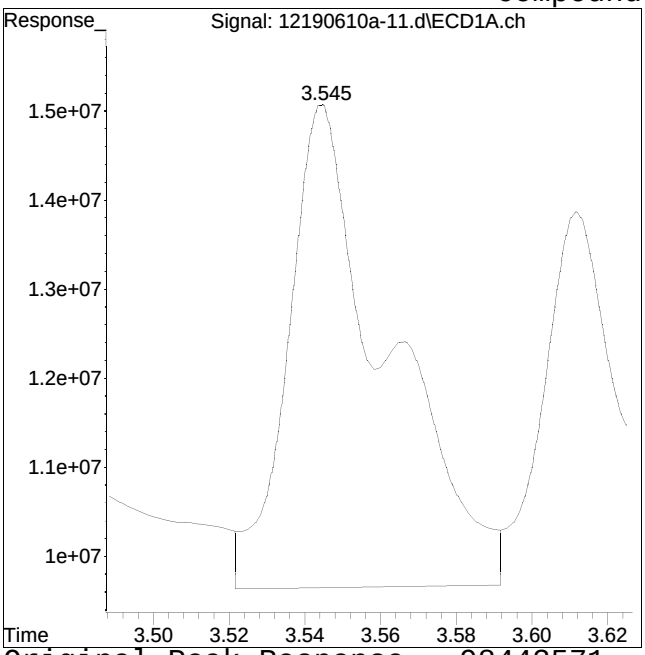

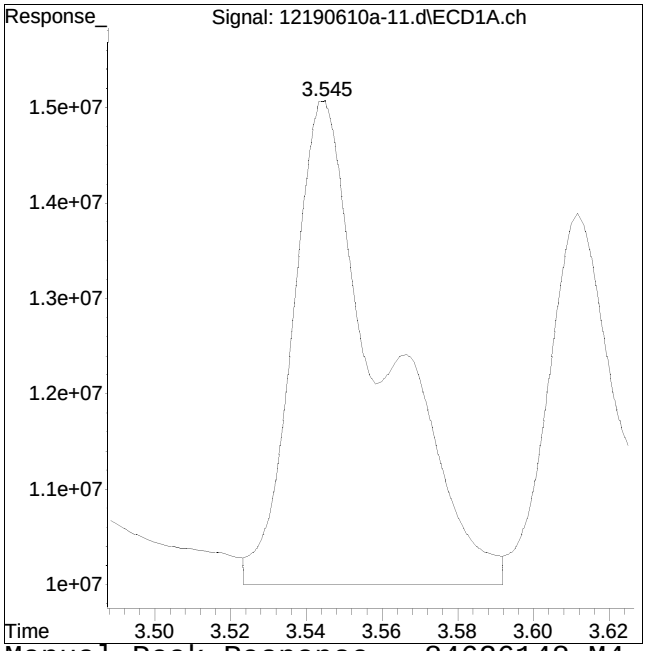

Original Peak Response = 98443571 Manual Peak Response = 84626148 M4
M4 = Poor automated baseline construction.

Manual Integration Report

Data Path	: I:\Pest12\190610a\	QMethod	: P12_pcb_04-09-19_ICAL156
Data File	: 12190610a-11.d	Operator	: Pest12:ht
Date Inj'd	: 6/10/2019 12:31 am	Instrument	: Pest 12
Sample	: l1923971-12,42e,,rrco	Quant Date	: 6/10/2019 2:07 am

Compound #28: 1242-5

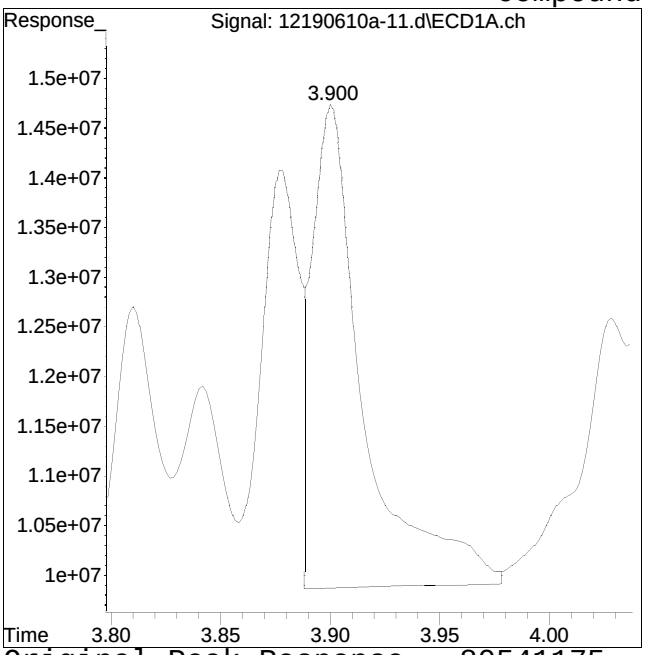

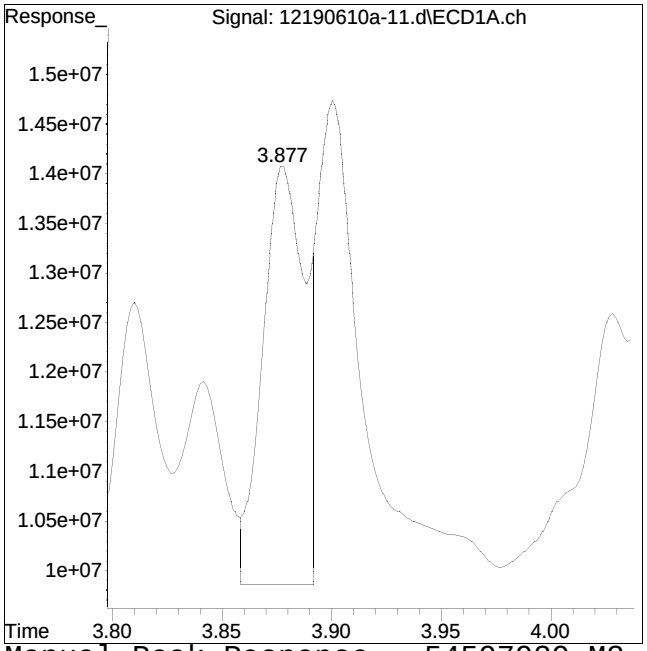

Original Peak Response = 80541175 Manual Peak Response = 54597929 M3
M3 = Misidentification of the peak (i.e. 1,4-dichlorobenzene identified as 1,3-dichlorobenzene), or misidentification from 2 partially resolved peaks not being split.

Quantitation Report (QT Reviewed)

```
Data Path : I:\Pest12\190610a\
Data File : 12190610a-16.d
Signal(s) : Signal #1: ECD1A.ch  Signal #2: ECD2B.ch
Acq On    : 10 Jun 2019   2:27 am
Operator  : Pest12:ht
Sample    : l1923971-03d,42e,5000,
Misc      : wg1246345,wg1246013,ical15675
ALS Vial  : 16   Sample Multiplier: 1

Integration File signal 1: events1.e
Integration File signal 2: events2.e
Quant Time: Jun 10 03:47:08 2019
Quant Method : I:\Pest12\190610a\P12_pcb_04-09-19_ICAL15675_ugL_.m
Quant Title  : pcb
QLast Update : Mon Jun 10 02:06:37 2019
Response via : Initial Calibration
Integrator: ChemStation

Volume Inj.     :
Signal #1 Phase :                    Signal #2 Phase:
Signal #1 Info  :                    Signal #2 Info :

CCAL FILE(s) : 1 - I:\Pest12\190610a\12190610a-02.d
Sub List     : Default - All compounds listed
```

Compound	RT#1	RT#2	Resp#1	Resp#2	ug/l	ug/l
Internal Standards						
1) i 1660_1br2nb	1.948	2.141	934.8E6	1240.7E6	250.000	250.000
Standard Area 1 : #1 = 818914622				Recovery =	114.15%	
Standard Area 1 : #2 = 1056359760				Recovery =	117.45%	
14) i 2154_1br2nb	1.948	2.141	934.8E6	1240.7E6	250.000	250.000
23) i 4268_1br2nb	1.948	2.141	934.8E6	1240.7E6	250.000	250.000
34) i 1248_1br2nb	1.948	2.141	934.8E6	1240.7E6	250.000	250.000
40) i 3262_1br2nb	1.948	2.141	934.8E6	1240.7E6	250.000	250.000
System Monitoring Compounds						
2) s 2,4,5,6-Tetr	0.000	0.000	0	0	N.D. d	N.D. d
Spiked Amount 500.000	Range 30 - 150		Recovery	=	0.00%#	0.00%#
3) s Decachlorobi	0.000	0.000	0	0	N.D. d	N.D. d
Spiked Amount 500.000	Range 30 - 150		Recovery	=	0.00%#	0.00%#
Target Compounds						
4) l1 1016-1	0.000	0.000	0	0	N.D. d	N.D. d
5) l1 1016-2	0.000	0.000	0	0	N.D. d	N.D. d
6) l1 1016-3	0.000	0.000	0	0	N.D. d	N.D. d
7) l1 1016-4	0.000	0.000	0	0	N.D. d	N.D. d
8) l1 1016-5	0.000	0.000	0	0	N.D. d	N.D. d
Sum 1016-1			0	0	N.D.	N.D.
Average 1016-1					0.000	0.000
9) l2 1260-1	0.000	0.000	0	0	N.D. d	N.D. d
10) l2 1260-2	0.000	0.000	0	0	N.D. d	N.D. d
11) l2 1260-3	0.000	0.000	0	0	N.D. d	N.D. d
12) l2 1260-4	0.000	0.000	0	0	N.D. d	N.D. d
13) l2 1260-5	0.000	0.000	0	0	N.D. d	N.D. d
Sum 1260-1			0	0	N.D.	N.D.
Average 1260-1					0.000	0.000

Quantitation Report (QT Reviewed)

Data Path : I:\Pest12\190610a\
Data File : 12190610a-16.d
Signal(s) : Signal #1: ECD1A.ch Signal #2: ECD2B.ch
Acq On : 10 Jun 2019 2:27 am
Operator : Pest12:ht
Sample : l1923971-03d,42e,5000,
Misc : wg1246345,wg1246013,ical15675
ALS Vial : 16 Sample Multiplier: 1

Integration File signal 1: events1.e
Integration File signal 2: events2.e
Quant Time: Jun 10 03:47:08 2019
Quant Method : I:\Pest12\190610a\P12_pcb_04-09-19_ICAL15675_ugL_.m
Quant Title : pcb
QLast Update : Mon Jun 10 02:06:37 2019
Response via : Initial Calibration
Integrator: ChemStation

Volume Inj. :
Signal #1 Phase : Signal #2 Phase:
Signal #1 Info : Signal #2 Info :

CCAL FILE(s) : 1 - I:\Pest12\190610a\12190610a-02.d
Sub List : Default - All compounds listed

Compound	RT#1	RT#2	Resp#1	Resp#2	ug/l	ug/l
15) l3 1221-1	0.000	0.000	0	0	N.D. d	N.D. d
16) l3 1221-2	0.000	0.000	0	0	N.D. d	N.D. d
17) l3 1221-3	0.000	0.000	0	0	N.D. d	N.D. d
Sum 1221-1			0	0	N.D.	N.D.
Average 1221-1					0.000	0.000
18) l4 1254-1	0.000	0.000	0	0	N.D. d	N.D. d
19) l4 1254-2	0.000	0.000	0	0	N.D. d	N.D. d
20) l4 1254-3	0.000	0.000	0	0	N.D. d	N.D. d
21) l4 1254-4	0.000	0.000	0	0	N.D. d	N.D. d
22) l4 1254-5	0.000	0.000	0	0	N.D. d	N.D. d
Sum 1254-1			0	0	N.D.	N.D.
Average 1254-1					0.000	0.000
24) l6 1242-1	0.000	0.000	0	0	N.D. d	N.D. d
25) l6 1242-2	0.000	0.000	0	0	N.D. d	N.D. d
26) l6 1242-3	0.000	0.000	0	0	N.D. d	N.D. d
27) l6 1242-4	0.000	0.000	0	0	N.D. d	N.D. d
28) l6 1242-5	0.000	0.000	0	0	N.D. d	N.D. d
Sum 1242-1			0	0	N.D.	N.D.
Average 1242-1					0.000	0.000
29) l9 1268-1	0.000	0.000	0	0	N.D. d	N.D. d
30) l9 1268-2	0.000	0.000	0	0	N.D. d	N.D. d
31) l9 1268-3	0.000	0.000	0	0	N.D. d	N.D. d
32) l9 1268-4	0.000	0.000	0	0	N.D. d	N.D. d
33) l9 1268-5	0.000	0.000	0	0	N.D. d	N.D. d
Sum 1268-1			0	0	N.D.	N.D.
Average 1268-1					0.000	0.000
35) l7 1248-1	3.166f	3.788	192.9E6	279.3E6	2748.162M4	2254.791
36) l7 1248-2	3.407f	4.077	309.2E6	361.5E6	3105.286M4	2445.305

Quantitation Report (QT Reviewed)

Data Path : I:\Pest12\190610a\
Data File : 12190610a-16.d
Signal(s) : Signal #1: ECD1A.ch Signal #2: ECD2B.ch
Acq On : 10 Jun 2019 2:27 am
Operator : Pest12:ht
Sample : l1923971-03d,42e,5000,
Misc : wg1246345,wg1246013,ical15675
ALS Vial : 16 Sample Multiplier: 1

Integration File signal 1: events1.e
Integration File signal 2: events2.e
Quant Time: Jun 10 03:47:08 2019
Quant Method : I:\Pest12\190610a\P12_pcb_04-09-19_ICAL15675_ugL_.m
Quant Title : pcb
QLast Update : Mon Jun 10 02:06:37 2019
Response via : Initial Calibration
Integrator: ChemStation

Volume Inj. :
Signal #1 Phase : Signal #2 Phase:
Signal #1 Info : Signal #2 Info :

CCAL FILE(s) : 1 - I:\Pest12\190610a\12190610a-02.d
Sub List : Default - All compounds listed

Compound	RT#1	RT#2	Resp#1	Resp#2	ug/l	ug/l
37) l7 1248-3	3.576f	4.304	500.5E6	460.8E6	3047.429M4	2475.554
38) l7 1248-4	3.908f	4.604	429.6E6	637.3E6	3338.784	3200.523
39) l7 1248-5	3.931f	4.642	533.0E6	780.7E6	4194.371	3547.781
Sum 1248-1			1965.2E6	2519.6E6	16434.033	13923.954
Average 1248-1					3286.807	2784.791
41) l5 1232-1	0.000	0.000	0	0	N.D. d	N.D. d
42) l5 1232-2	0.000	0.000	0	0	N.D. d	N.D. d
43) l5 1232-3	0.000	0.000	0	0	N.D. d	N.D. d
44) l5 1232-4	0.000	0.000	0	0	N.D. d	N.D. d
45) l5 1232-5	0.000	0.000	0	0	N.D. d	N.D. d
Sum 1232-1			0	0	N.D.	N.D.
Average 1232-1					0.000	0.000
46) l8 1262-1	0.000	0.000	0	0	N.D. d	N.D. d
47) l8 1262-2	0.000	0.000	0	0	N.D. d	N.D. d
48) l8 1262-3	0.000	0.000	0	0	N.D. d	N.D. d
49) l8 1262-4	0.000	0.000	0	0	N.D. d	N.D. d
50) l8 1262-5	0.000	0.000	0	0	N.D. d	N.D. d
Sum 1262-1			0	0	N.D.	N.D.
Average 1262-1					0.000	0.000

SemiQuant Compounds - Not Calibrated on this Instrument

Sum 1262-1			0	0	N.D.	N.D.
Average 1262-1					0.000	0.000

(f)=RT Delta > 1/2 Window (D)=Amounts differ by > 40% (m)=manual int.
(#)=Recovery Exceeds Compound Acceptance Limits.
(I,C,F) I=Interference, C=Coelluting Calibration Peak, F=Fails CC Criteria.

Sub List : Default - All compounds listeda-02.d••d)

Data Path : I:\Pest12\190610a\
Data File : 12190610a-16.d
Signal(s) : Signal #1: ECD1A.ch Signal #2: ECD2B.ch
Acq On : 10 Jun 2019 2:27 am
Operator : Pest12:ht
Sample : l1923971-03d,42e,5000,
Misc : wg1246345,wg1246013,ical15675
ALS Vial : 16 Sample Multiplier: 1

Integration File signal 1: events1.e
Integration File signal 2: events2.e
Quant Time: Jun 10 03:47:08 2019
Quant Method : I:\Pest12\190610a\P12_pcb_04-09-19_ICAL15675_ugL_.m
Quant Title : pcb
QLast Update : Mon Jun 10 02:06:37 2019
Response via : Initial Calibration
Integrator: ChemStation

Volume Inj. :
Signal #1 Phase : Signal #2 Phase:
Signal #1 Info : Signal #2 Info :

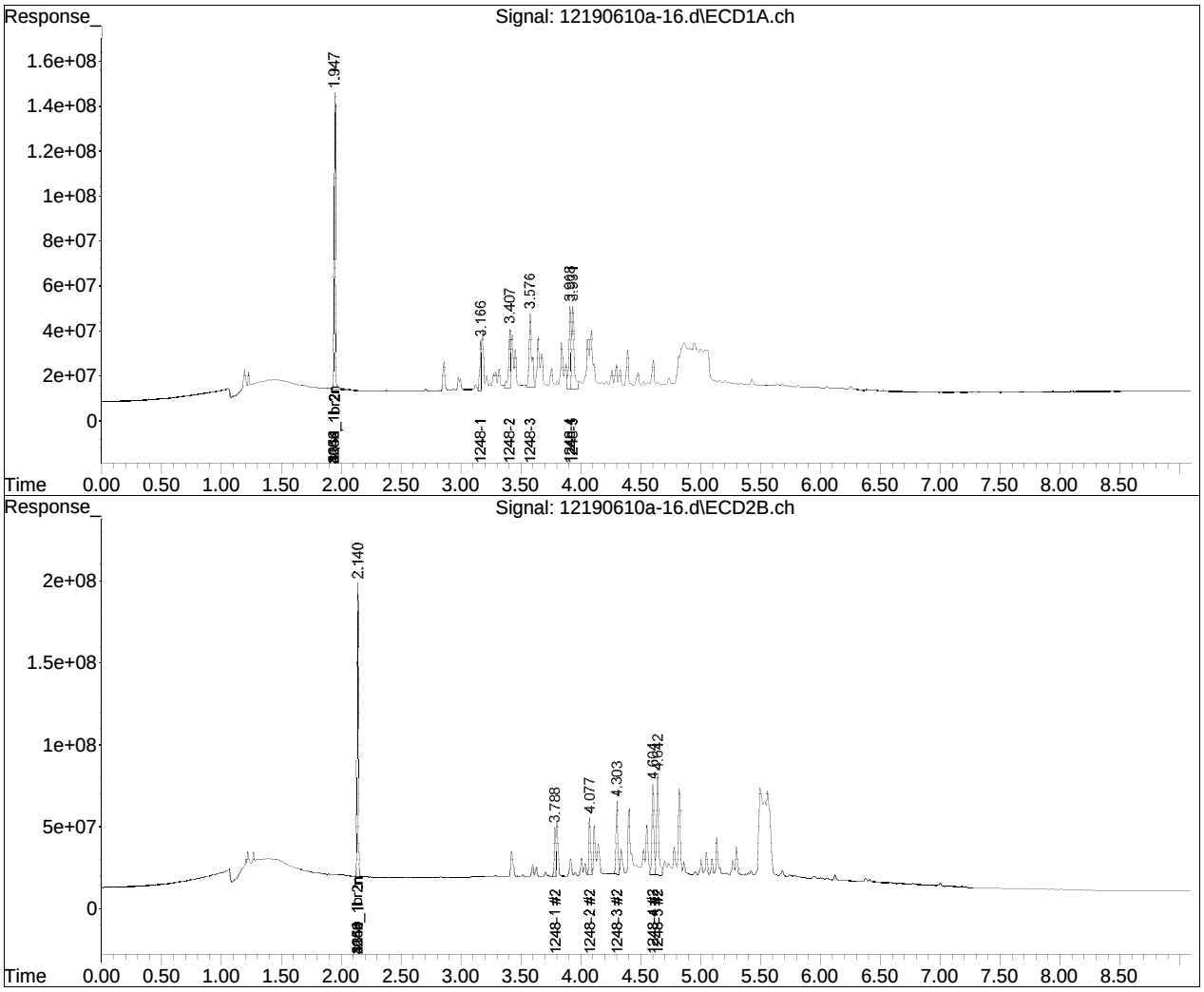

Manual Integration Report

Data Path : I:\Pest12\190610a\
Data File : 12190610a-16.d
Date Inj'd : 6/10/2019 2:27 am
Sample : l1923971-03d,42e,5000,

QMethod : P12_pcb_04-09-19_ICAL156
Operator : Pest12:ht
Instrument : Pest 12
Quant Date : 6/10/2019 3:45 am

Compound #35: 1248-1

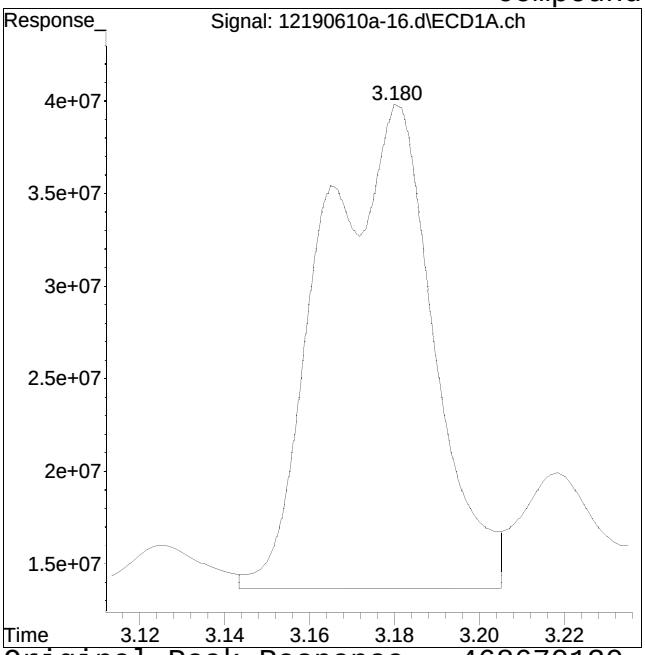

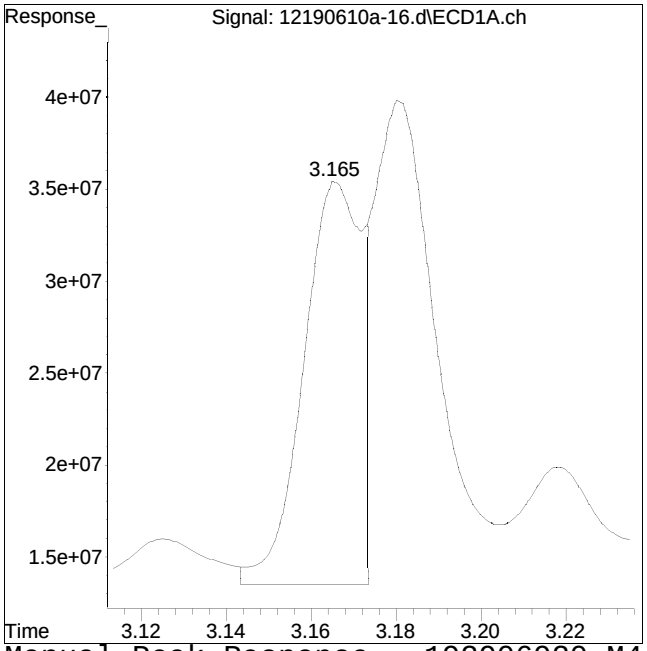

Original Peak Response = 468670130 Manual Peak Response = 192906920 M4
M4 = Poor automated baseline construction.

Manual Integration Report

Data Path	: I:\Pest12\190610a\	QMethod	: P12_pcb_04-09-19_ICAL156
Data File	: 12190610a-16.d	Operator	: Pest12:ht
Date Inj'd	: 6/10/2019 2:27 am	Instrument	: Pest 12
Sample	: l1923971-03d,42e,5000,	Quant Date	: 6/10/2019 3:45 am

Compound #36: 1248-2

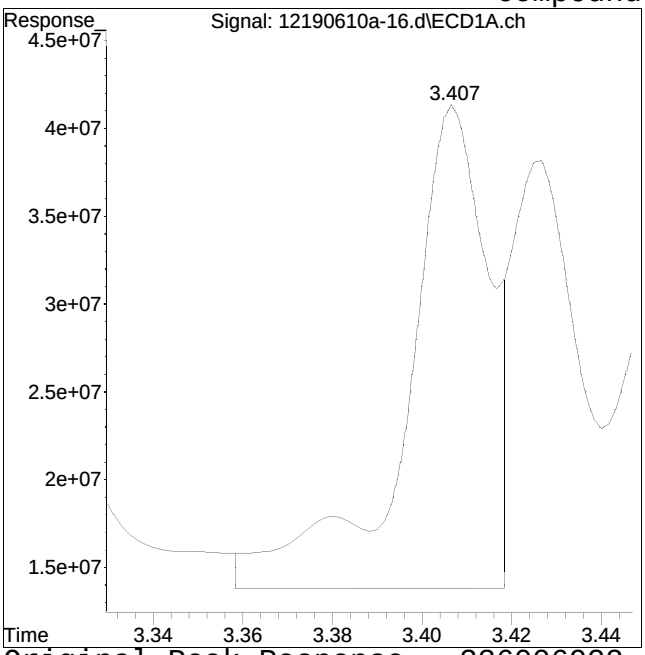

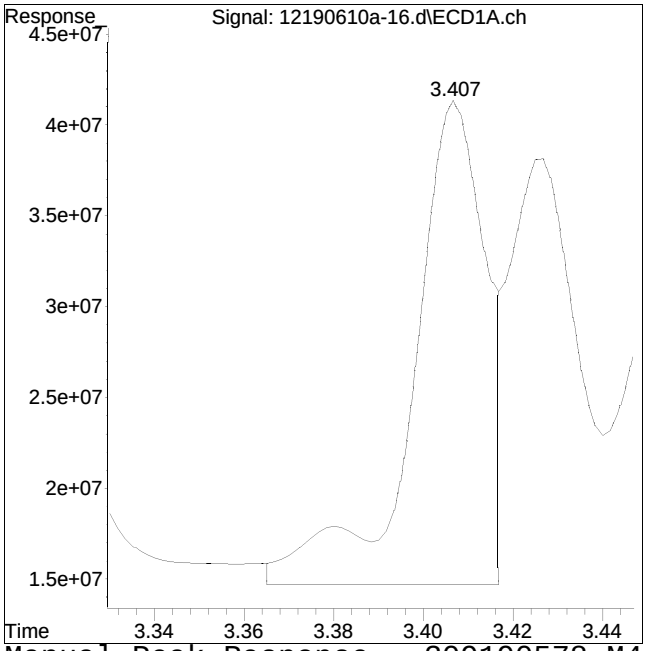

Original Peak Response = 336006922 Manual Peak Response = 309190578 M4
M4 = Poor automated baseline construction.

Manual Integration Report

Data Path	: I:\Pest12\190610a\	QMethod	: P12_pcb_04-09-19_ICAL156
Data File	: 12190610a-16.d	Operator	: Pest12:ht
Date Inj'd	: 6/10/2019 2:27 am	Instrument	: Pest 12
Sample	: l1923971-03d,42e,5000,	Quant Date	: 6/10/2019 3:45 am

Compound #37: 1248-3

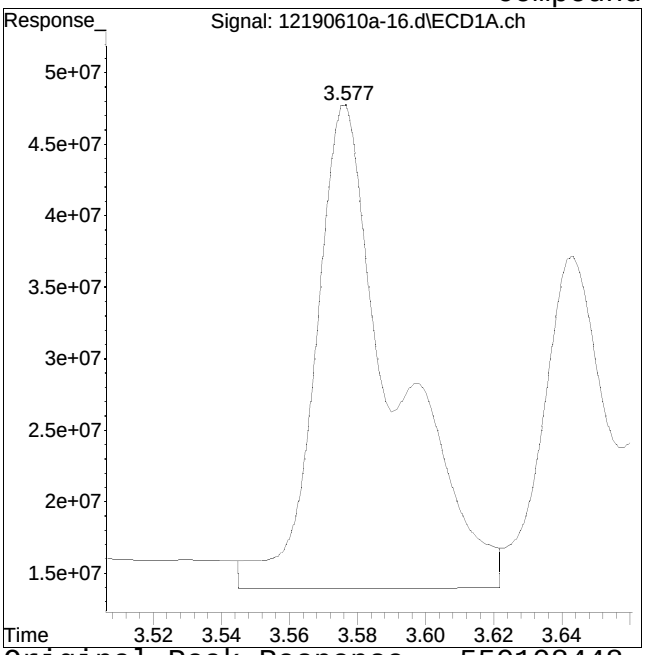

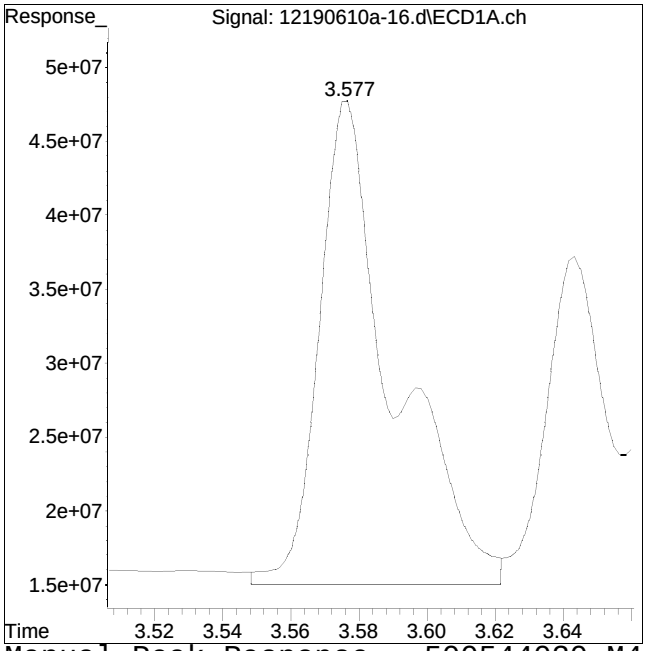

Original Peak Response = 550108448 Manual Peak Response = 500544030 M4
M4 = Poor automated baseline construction.

Quantitation Report (QT Reviewed)

Data Path : I:\Pest12\190610a\
Data File : 12190610a-17.d
Signal(s) : Signal #1: ECD1A.ch Signal #2: ECD2B.ch
Acq On : 10 Jun 2019 2:39 am
Operator : Pest12:ht
Sample : l1923971-04d,42e,10000,
Misc : wg1246345,wg1246013,ical15675
ALS Vial : 17 Sample Multiplier: 1

Integration File signal 1: events1.e
Integration File signal 2: events2.e
Quant Time: Jun 10 03:47:57 2019
Quant Method : I:\Pest12\190610a\P12_pcb_04-09-19_ICAL15675_ugL_.m
Quant Title : pcb
QLast Update : Mon Jun 10 02:06:37 2019
Response via : Initial Calibration
Integrator: ChemStation

Volume Inj. :
Signal #1 Phase : Signal #2 Phase:
Signal #1 Info : Signal #2 Info :

CCAL FILE(s) : 1 - I:\Pest12\190610a\12190610a-02.d
Sub List : Default - All compounds listed

	Compound	RT#1	RT#2	Resp#1	Resp#2	ug/l	ug/l
	Internal Standards						
1) i	1660_1br2nb	1.934	2.132	987.2E6	1243.8E6	250.000	250.000
	Standard Area 1 : #1 = 818914622				Recovery =	120.55%	
	Standard Area 1 : #2 = 1056359760				Recovery =	117.74%	
14) i	2154_1br2nb	1.934	2.132	987.2E6	1243.8E6	250.000	250.000
23) i	4268_1br2nb	1.934	2.132	987.2E6	1243.8E6	250.000	250.000
34) i	1248_1br2nb	1.934	2.132	987.2E6	1243.8E6	250.000	250.000
40) i	3262_1br2nb	1.934	2.132	987.2E6	1243.8E6	250.000	250.000
	System Monitoring Compounds						
2) s	2,4,5,6-Tetr	0.000	0.000	0	0	N.D. d	N.D. d
	Spiked Amount 500.000	Range 30 - 150		Recovery	=	0.00%#	0.00%#
3) s	Decachlorobi	0.000	0.000	0	0	N.D. d	N.D. d
	Spiked Amount 500.000	Range 30 - 150		Recovery	=	0.00%#	0.00%#
	Target Compounds						
4) l1	1016-1	0.000	0.000	0	0	N.D. d	N.D. d
5) l1	1016-2	0.000	0.000	0	0	N.D. d	N.D. d
6) l1	1016-3	0.000	0.000	0	0	N.D. d	N.D. d
7) l1	1016-4	0.000	0.000	0	0	N.D. d	N.D. d
8) l1	1016-5	0.000	0.000	0	0	N.D. d	N.D. d
	Sum 1016-1			0	0	N.D.	N.D.
	Average 1016-1					0.000	0.000
9) l2	1260-1	0.000	0.000	0	0	N.D. d	N.D. d
10) l2	1260-2	0.000	0.000	0	0	N.D. d	N.D. d
11) l2	1260-3	0.000	0.000	0	0	N.D. d	N.D. d
12) l2	1260-4	0.000	0.000	0	0	N.D. d	N.D. d
13) l2	1260-5	0.000	0.000	0	0	N.D. d	N.D. d
	Sum 1260-1			0	0	N.D.	N.D.
	Average 1260-1					0.000	0.000

Quantitation Report (QT Reviewed)

Data Path : I:\Pest12\190610a\
Data File : 12190610a-17.d
Signal(s) : Signal #1: ECD1A.ch Signal #2: ECD2B.ch
Acq On : 10 Jun 2019 2:39 am
Operator : Pest12:ht
Sample : l1923971-04d,42e,10000,
Misc : wg1246345,wg1246013,ical15675
ALS Vial : 17 Sample Multiplier: 1

Integration File signal 1: events1.e
Integration File signal 2: events2.e
Quant Time: Jun 10 03:47:57 2019
Quant Method : I:\Pest12\190610a\P12_pcb_04-09-19_ICAL15675_ugL_.m
Quant Title : pcb
QLast Update : Mon Jun 10 02:06:37 2019
Response via : Initial Calibration
Integrator: ChemStation

Volume Inj. :
Signal #1 Phase : Signal #2 Phase:
Signal #1 Info : Signal #2 Info :

CCAL FILE(s) : 1 - I:\Pest12\190610a\12190610a-02.d
Sub List : Default - All compounds listed

Compound	RT#1	RT#2	Resp#1	Resp#2	ug/l	ug/l
15) l3 1221-1	0.000	0.000	0	0	N.D. d	N.D. d
16) l3 1221-2	0.000	0.000	0	0	N.D. d	N.D. d
17) l3 1221-3	0.000	0.000	0	0	N.D. d	N.D. d
Sum 1221-1			0	0	N.D.	N.D.
Average 1221-1					0.000	0.000
18) l4 1254-1	0.000	0.000	0	0	N.D. d	N.D. d
19) l4 1254-2	0.000	0.000	0	0	N.D. d	N.D. d
20) l4 1254-3	0.000	0.000	0	0	N.D. d	N.D. d
21) l4 1254-4	0.000	0.000	0	0	N.D. d	N.D. d
22) l4 1254-5	0.000	0.000	0	0	N.D. d	N.D. d
Sum 1254-1			0	0	N.D.	N.D.
Average 1254-1					0.000	0.000
24) l6 1242-1	0.000	0.000	0	0	N.D. d	N.D. d
25) l6 1242-2	0.000	0.000	0	0	N.D. d	N.D. d
26) l6 1242-3	0.000	0.000	0	0	N.D. d	N.D. d
27) l6 1242-4	0.000	0.000	0	0	N.D. d	N.D. d
28) l6 1242-5	0.000	0.000	0	0	N.D. d	N.D. d
Sum 1242-1			0	0	N.D.	N.D.
Average 1242-1					0.000	0.000
29) l9 1268-1	0.000	0.000	0	0	N.D. d	N.D. d
30) l9 1268-2	0.000	0.000	0	0	N.D. d	N.D. d
31) l9 1268-3	0.000	0.000	0	0	N.D. d	N.D. d
32) l9 1268-4	0.000	0.000	0	0	N.D. d	N.D. d
33) l9 1268-5	0.000	0.000	0	0	N.D. d	N.D. d
Sum 1268-1			0	0	N.D.	N.D.
Average 1268-1					0.000	0.000
35) l7 1248-1	3.141	3.776	277.7E6	436.1E6	3746.187M4	3510.951
36) l7 1248-2	3.381	4.066	553.7E6	809.1E6	5265.984	5459.288

Quantitation Report (QT Reviewed)

Data Path : I:\Pest12\190610a\
Data File : 12190610a-17.d
Signal(s) : Signal #1: ECD1A.ch Signal #2: ECD2B.ch
Acq On : 10 Jun 2019 2:39 am
Operator : Pest12:ht
Sample : l1923971-04d,42e,10000,
Misc : wg1246345,wg1246013,ical15675
ALS Vial : 17 Sample Multiplier: 1

Integration File signal 1: events1.e
Integration File signal 2: events2.e
Quant Time: Jun 10 03:47:57 2019
Quant Method : I:\Pest12\190610a\P12_pcb_04-09-19_ICAL15675_ugL_.m
Quant Title : pcb
QLast Update : Mon Jun 10 02:06:37 2019
Response via : Initial Calibration
Integrator: ChemStation

Volume Inj. :
Signal #1 Phase : Signal #2 Phase:
Signal #1 Info : Signal #2 Info :

CCAL FILE(s) : 1 - I:\Pest12\190610a\12190610a-02.d
Sub List : Default - All compounds listed

Compound	RT#1	RT#2	Resp#1	Resp#2	ug/l	ug/l
37) l7 1248-3	3.550	4.293	1078.8E6	1078.0E6	6219.588	5777.406
38) l7 1248-4	3.884	4.594	724.6E6	1073.6E6	5332.512	5378.066
39) l7 1248-5	3.907	4.633	1092.9E6	1426.1E6	8144.586	6464.499
Sum 1248-1			3727.7E6	4822.9E6	28708.857	26590.211
Average 1248-1					5741.771	5318.042
41) l5 1232-1	0.000	0.000	0	0	N.D. d	N.D. d
42) l5 1232-2	0.000	0.000	0	0	N.D. d	N.D. d
43) l5 1232-3	0.000	0.000	0	0	N.D. d	N.D. d
44) l5 1232-4	0.000	0.000	0	0	N.D. d	N.D. d
45) l5 1232-5	0.000	0.000	0	0	N.D. d	N.D. d
Sum 1232-1			0	0	N.D.	N.D.
Average 1232-1					0.000	0.000
46) l8 1262-1	0.000	0.000	0	0	N.D. d	N.D. d
47) l8 1262-2	0.000	0.000	0	0	N.D. d	N.D. d
48) l8 1262-3	0.000	0.000	0	0	N.D. d	N.D. d
49) l8 1262-4	0.000	0.000	0	0	N.D. d	N.D. d
50) l8 1262-5	0.000	0.000	0	0	N.D. d	N.D. d
Sum 1262-1			0	0	N.D.	N.D.
Average 1262-1					0.000	0.000

SemiQuant Compounds - Not Calibrated on this Instrument

Sum 1262-1			0	0	N.D.	N.D.
Average 1262-1					0.000	0.000

(f)=RT Delta > 1/2 Window (D)=Amounts differ by > 40% (m)=manual int.
(#)=Recovery Exceeds Compound Acceptance Limits.
(I,C,F) I=Interference, C=Coelluting Calibration Peak, F=Fails CC Criteria.

Sub List : Default - All compounds listeda-02.d••d)

Data Path : I:\Pest12\190610a\
Data File : 12190610a-17.d
Signal(s) : Signal #1: ECD1A.ch Signal #2: ECD2B.ch
Acq On : 10 Jun 2019 2:39 am
Operator : Pest12:ht
Sample : l1923971-04d,42e,10000,
Misc : wg1246345,wg1246013,ical15675
ALS Vial : 17 Sample Multiplier: 1

Integration File signal 1: events1.e
Integration File signal 2: events2.e
Quant Time: Jun 10 03:47:57 2019
Quant Method : I:\Pest12\190610a\P12_pcb_04-09-19_ICAL15675_ugL_.m
Quant Title : pcb
QLast Update : Mon Jun 10 02:06:37 2019
Response via : Initial Calibration
Integrator: ChemStation

Volume Inj. :
Signal #1 Phase : Signal #2 Phase:
Signal #1 Info : Signal #2 Info :

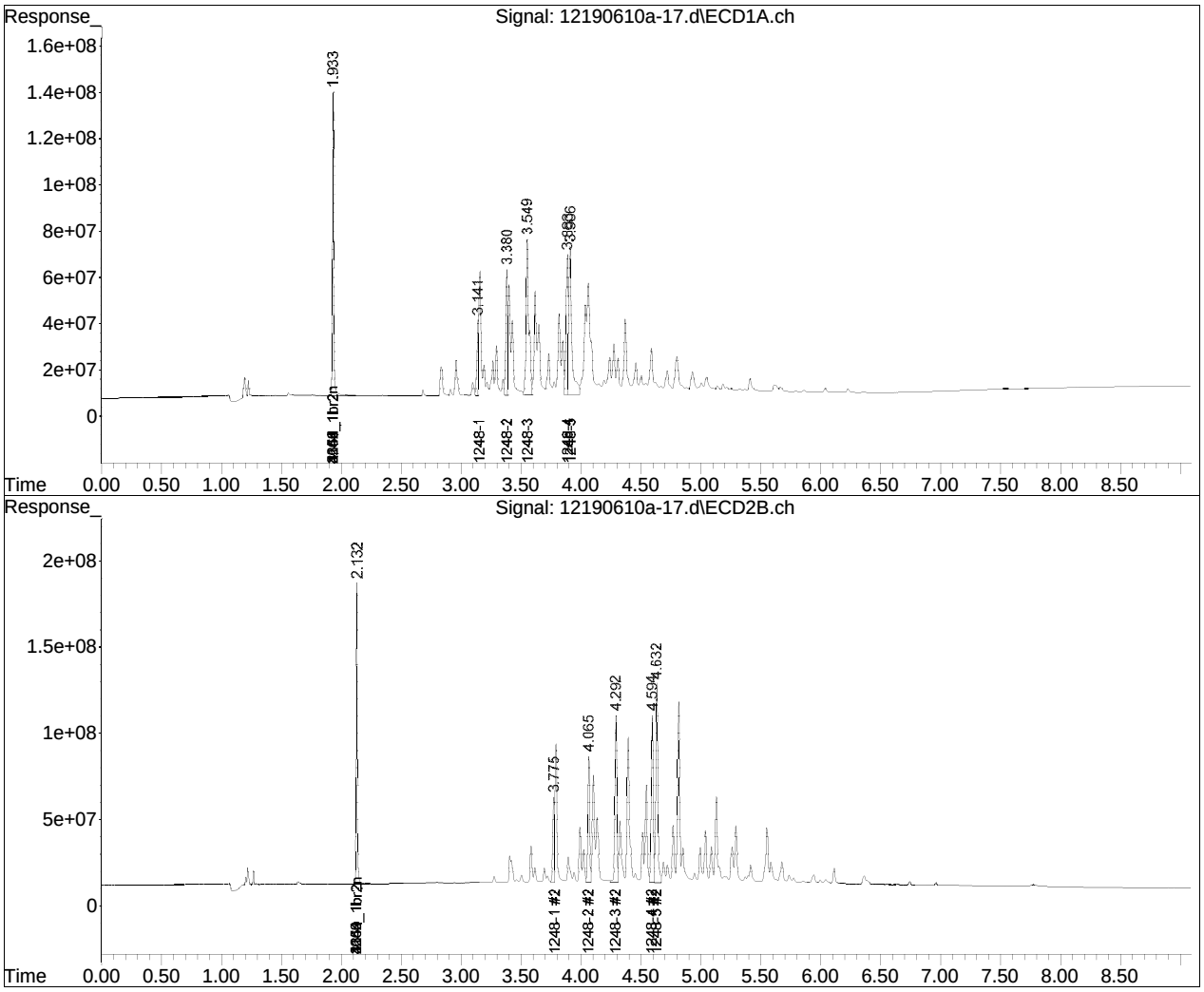

Manual Integration Report

Data Path	: I:\Pest12\190610a\	QMethod	: P12_pcb_04-09-19_ICAL156
Data File	: 12190610a-17.d	Operator	: Pest12:ht
Date Inj'd	: 6/10/2019 2:39 am	Instrument	: Pest 12
Sample	: l1923971-04d,42e,10000,	Quant Date	: 6/10/2019 3:45 am

Compound #35: 1248-1

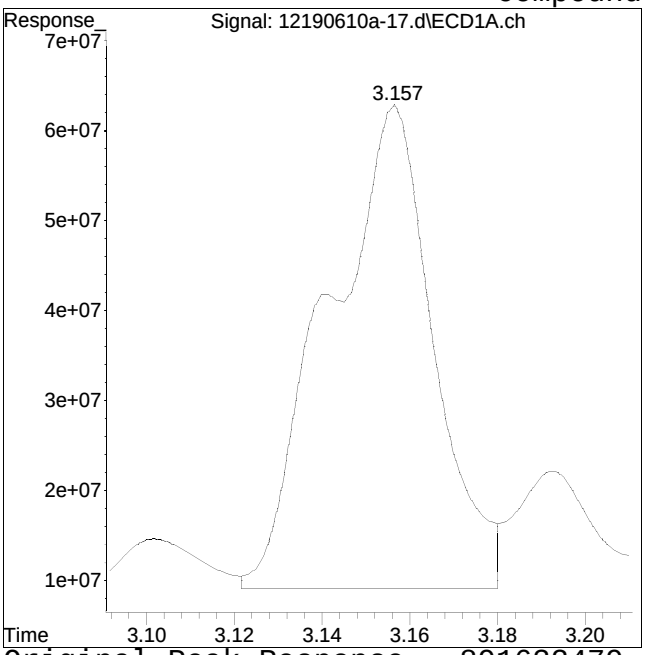

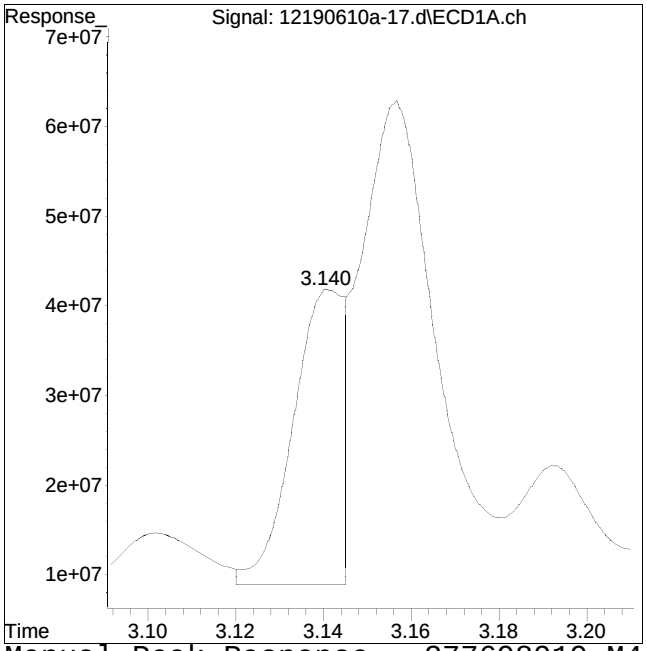

Original Peak Response = 891632479 Manual Peak Response = 277698919 M4
M4 = Poor automated baseline construction.

Quantitation Report (QT Reviewed)

```
Data Path : I:\Pest12\190610a\
Data File : 12190610a-18.d
Signal(s) : Signal #1: ECD1A.ch  Signal #2: ECD2B.ch
Acq On    : 10 Jun 2019   2:52 am
Operator  : Pest12:ht
Sample    : l1923971-07d,42e,10000,
Misc      : wg1246345,wg1246013,ical15675
ALS Vial  : 18   Sample Multiplier: 1

Integration File signal 1: events1.e
Integration File signal 2: events2.e
Quant Time: Jun 10 03:49:34 2019
Quant Method : I:\Pest12\190610a\P12_pcb_04-09-19_ICAL15675_ugL_.m
Quant Title  : pcb
QLast Update : Mon Jun 10 02:06:37 2019
Response via : Initial Calibration
Integrator: ChemStation

Volume Inj.     :
Signal #1 Phase :                    Signal #2 Phase:
Signal #1 Info  :                    Signal #2 Info :

CCAL FILE(s) : 1 - I:\Pest12\190610a\12190610a-02.d
Sub List     : Default - All compounds listed
```

Compound	RT#1	RT#2	Resp#1	Resp#2	ug/l	ug/l
Internal Standards						
1) i 1660_1br2nb	1.933	2.131	992.5E6	1279.8E6	250.000	250.000
Standard Area 1 : #1 = 818914622				Recovery =	121.20%	
Standard Area 1 : #2 = 1056359760				Recovery =	121.15%	
14) i 2154_1br2nb	1.933	2.131	992.5E6	1279.8E6	250.000	250.000
23) i 4268_1br2nb	1.933	2.131	992.5E6	1279.8E6	250.000	250.000
34) i 1248_1br2nb	1.933	2.131	992.5E6	1279.8E6	250.000	250.000
40) i 3262_1br2nb	1.933	2.131	992.5E6	1279.8E6	250.000	250.000
System Monitoring Compounds						
2) s 2,4,5,6-Tetr	0.000	0.000	0	0	N.D. d	N.D. d
Spiked Amount 500.000	Range 30 - 150		Recovery	=	0.00%#	0.00%#
3) s Decachlorobi	0.000	0.000	0	0	N.D. d	N.D. d
Spiked Amount 500.000	Range 30 - 150		Recovery	=	0.00%#	0.00%#
Target Compounds						
4) l1 1016-1	0.000	0.000	0	0	N.D. d	N.D. d
5) l1 1016-2	0.000	0.000	0	0	N.D. d	N.D. d
6) l1 1016-3	0.000	0.000	0	0	N.D. d	N.D. d
7) l1 1016-4	0.000	0.000	0	0	N.D. d	N.D. d
8) l1 1016-5	0.000	0.000	0	0	N.D. d	N.D. d
Sum 1016-1			0	0	N.D.	N.D.
Average 1016-1					0.000	0.000
9) l2 1260-1	0.000	0.000	0	0	N.D. d	N.D. d
10) l2 1260-2	0.000	0.000	0	0	N.D. d	N.D. d
11) l2 1260-3	0.000	0.000	0	0	N.D. d	N.D. d
12) l2 1260-4	0.000	0.000	0	0	N.D. d	N.D. d
13) l2 1260-5	0.000	0.000	0	0	N.D. d	N.D. d
Sum 1260-1			0	0	N.D.	N.D.
Average 1260-1					0.000	0.000

Quantitation Report (QT Reviewed)

Data Path : I:\Pest12\190610a\
Data File : 12190610a-18.d
Signal(s) : Signal #1: ECD1A.ch Signal #2: ECD2B.ch
Acq On : 10 Jun 2019 2:52 am
Operator : Pest12:ht
Sample : l1923971-07d,42e,10000,
Misc : wg1246345,wg1246013,ical15675
ALS Vial : 18 Sample Multiplier: 1

Integration File signal 1: events1.e
Integration File signal 2: events2.e
Quant Time: Jun 10 03:49:34 2019
Quant Method : I:\Pest12\190610a\P12_pcb_04-09-19_ICAL15675_ugL_.m
Quant Title : pcb
QLast Update : Mon Jun 10 02:06:37 2019
Response via : Initial Calibration
Integrator: ChemStation

Volume Inj. :
Signal #1 Phase : Signal #2 Phase:
Signal #1 Info : Signal #2 Info :

CCAL FILE(s) : 1 - I:\Pest12\190610a\12190610a-02.d
Sub List : Default - All compounds listed

Compound	RT#1	RT#2	Resp#1	Resp#2	ug/l	ug/l
15) l3 1221-1	0.000	0.000	0	0	N.D. d	N.D. d
16) l3 1221-2	0.000	0.000	0	0	N.D. d	N.D. d
17) l3 1221-3	0.000	0.000	0	0	N.D. d	N.D. d
Sum 1221-1			0	0	N.D.	N.D.
Average 1221-1					0.000	0.000
18) l4 1254-1	0.000	0.000	0	0	N.D. d	N.D. d
19) l4 1254-2	0.000	0.000	0	0	N.D. d	N.D. d
20) l4 1254-3	0.000	0.000	0	0	N.D. d	N.D. d
21) l4 1254-4	0.000	0.000	0	0	N.D. d	N.D. d
22) l4 1254-5	0.000	0.000	0	0	N.D. d	N.D. d
Sum 1254-1			0	0	N.D.	N.D.
Average 1254-1					0.000	0.000
24) l6 1242-1	2.606	3.096	96373230	127.2E6	1757.462	1490.182
25) l6 1242-2	2.841	3.425	518.7E6	732.2E6	4523.752	3866.003
26) l6 1242-3	3.154	3.791	1122.7E6	1661.1E6	4963.309M4	4455.247M4
27) l6 1242-4	3.547	4.291	166.1E6	178.0E6	1561.685M4	1503.408
28) l6 1242-5	3.889	4.596	73402016	64236232	1045.061M4	562.292
Sum 1242-1			1977.3E6	2762.7E6	13851.268	11877.133
Average 1242-1					2770.254	2375.427
29) l9 1268-1	0.000	0.000	0	0	N.D. d	N.D. d
30) l9 1268-2	0.000	0.000	0	0	N.D. d	N.D. d
31) l9 1268-3	0.000	0.000	0	0	N.D. d	N.D. d
32) l9 1268-4	0.000	0.000	0	0	N.D. d	N.D. d
33) l9 1268-5	0.000	0.000	0	0	N.D. d	N.D. d
Sum 1268-1			0	0	N.D.	N.D.
Average 1268-1					0.000	0.000
35) l7 1248-1	0.000	0.000	0	0	N.D. d	N.D. d

Quantitation Report (QT Reviewed)

Data Path : I:\Pest12\190610a\
Data File : 12190610a-18.d
Signal(s) : Signal #1: ECD1A.ch Signal #2: ECD2B.ch
Acq On : 10 Jun 2019 2:52 am
Operator : Pest12:ht
Sample : l1923971-07d,42e,10000,
Misc : wg1246345,wg1246013,ical15675
ALS Vial : 18 Sample Multiplier: 1

Integration File signal 1: events1.e
Integration File signal 2: events2.e
Quant Time: Jun 10 03:49:34 2019
Quant Method : I:\Pest12\190610a\P12_pcb_04-09-19_ICAL15675_ugL_.m
Quant Title : pcb
QLast Update : Mon Jun 10 02:06:37 2019
Response via : Initial Calibration
Integrator: ChemStation

Volume Inj. :
Signal #1 Phase : Signal #2 Phase:
Signal #1 Info : Signal #2 Info :

CCAL FILE(s) : 1 - I:\Pest12\190610a\12190610a-02.d
Sub List : Default - All compounds listed

Compound	RT#1	RT#2	Resp#1	Resp#2	ug/l	ug/l
36) l7 1248-2	0.000	0.000	0	0	N.D. d	N.D. d
37) l7 1248-3	0.000	0.000	0	0	N.D. d	N.D. d
38) l7 1248-4	0.000	0.000	0	0	N.D. d	N.D. d
39) l7 1248-5	0.000	0.000	0	0	N.D. d	N.D. d
Sum 1248-1			0	0	N.D.	N.D.
Average 1248-1					0.000	0.000
41) l5 1232-1	0.000	0.000	0	0	N.D. d	N.D. d
42) l5 1232-2	0.000	0.000	0	0	N.D. d	N.D. d
43) l5 1232-3	0.000	0.000	0	0	N.D. d	N.D. d
44) l5 1232-4	0.000	0.000	0	0	N.D. d	N.D. d
45) l5 1232-5	0.000	0.000	0	0	N.D. d	N.D. d
Sum 1232-1			0	0	N.D.	N.D.
Average 1232-1					0.000	0.000
46) l8 1262-1	0.000	0.000	0	0	N.D. d	N.D. d
47) l8 1262-2	0.000	0.000	0	0	N.D. d	N.D. d
48) l8 1262-3	0.000	0.000	0	0	N.D. d	N.D. d
49) l8 1262-4	0.000	0.000	0	0	N.D. d	N.D. d
50) l8 1262-5	0.000	0.000	0	0	N.D. d	N.D. d
Sum 1262-1			0	0	N.D.	N.D.
Average 1262-1					0.000	0.000

SemiQuant Compounds - Not Calibrated on this Instrument

Sum 1262-1			0	0	N.D.	N.D.
Average 1262-1					0.000	0.000

(f)=RT Delta > 1/2 Window (D)=Amounts differ by > 40% (m)=manual int.
(#)=Recovery Exceeds Compound Acceptance Limits.

Quantitation Report (QT Reviewed)

Data Path : I:\Pest12\190610a\
Data File : 12190610a-18.d
Signal(s) : Signal #1: ECD1A.ch Signal #2: ECD2B.ch
Acq On : 10 Jun 2019 2:52 am
Operator : Pest12:ht
Sample : l1923971-07d,42e,10000,
Misc : wg1246345,wg1246013,ical15675
ALS Vial : 18 Sample Multiplier: 1

Integration File signal 1: events1.e
Integration File signal 2: events2.e
Quant Time: Jun 10 03:49:34 2019
Quant Method : I:\Pest12\190610a\P12_pcb_04-09-19_ICAL15675_ugL_.m
Quant Title : pcb
QLast Update : Mon Jun 10 02:06:37 2019
Response via : Initial Calibration
Integrator: ChemStation

Volume Inj. :
Signal #1 Phase : Signal #2 Phase:
Signal #1 Info : Signal #2 Info :

CCAL FILE(s) : 1 - I:\Pest12\190610a\12190610a-02.d
Sub List : Default - All compounds listed

Compound	RT#1	RT#2	Resp#1	Resp#2	ug/l	ug/l

(I,C,F) I=Interference, C=Coelluting Calibration Peak, F=Fails CC Criteria.

Sub List : Default - All compounds listeda-02.d••d)

Data Path : I:\Pest12\190610a\
Data File : 12190610a-18.d
Signal(s) : Signal #1: ECD1A.ch Signal #2: ECD2B.ch
Acq On : 10 Jun 2019 2:52 am
Operator : Pest12:ht
Sample : l1923971-07d,42e,10000,
Misc : wg1246345,wg1246013,ical15675
ALS Vial : 18 Sample Multiplier: 1

Integration File signal 1: events1.e
Integration File signal 2: events2.e
Quant Time: Jun 10 03:49:34 2019
Quant Method : I:\Pest12\190610a\P12_pcb_04-09-19_ICAL15675_ugL_.m
Quant Title : pcb
QLast Update : Mon Jun 10 02:06:37 2019
Response via : Initial Calibration
Integrator: ChemStation

Volume Inj. :
Signal #1 Phase : Signal #2 Phase:
Signal #1 Info : Signal #2 Info :

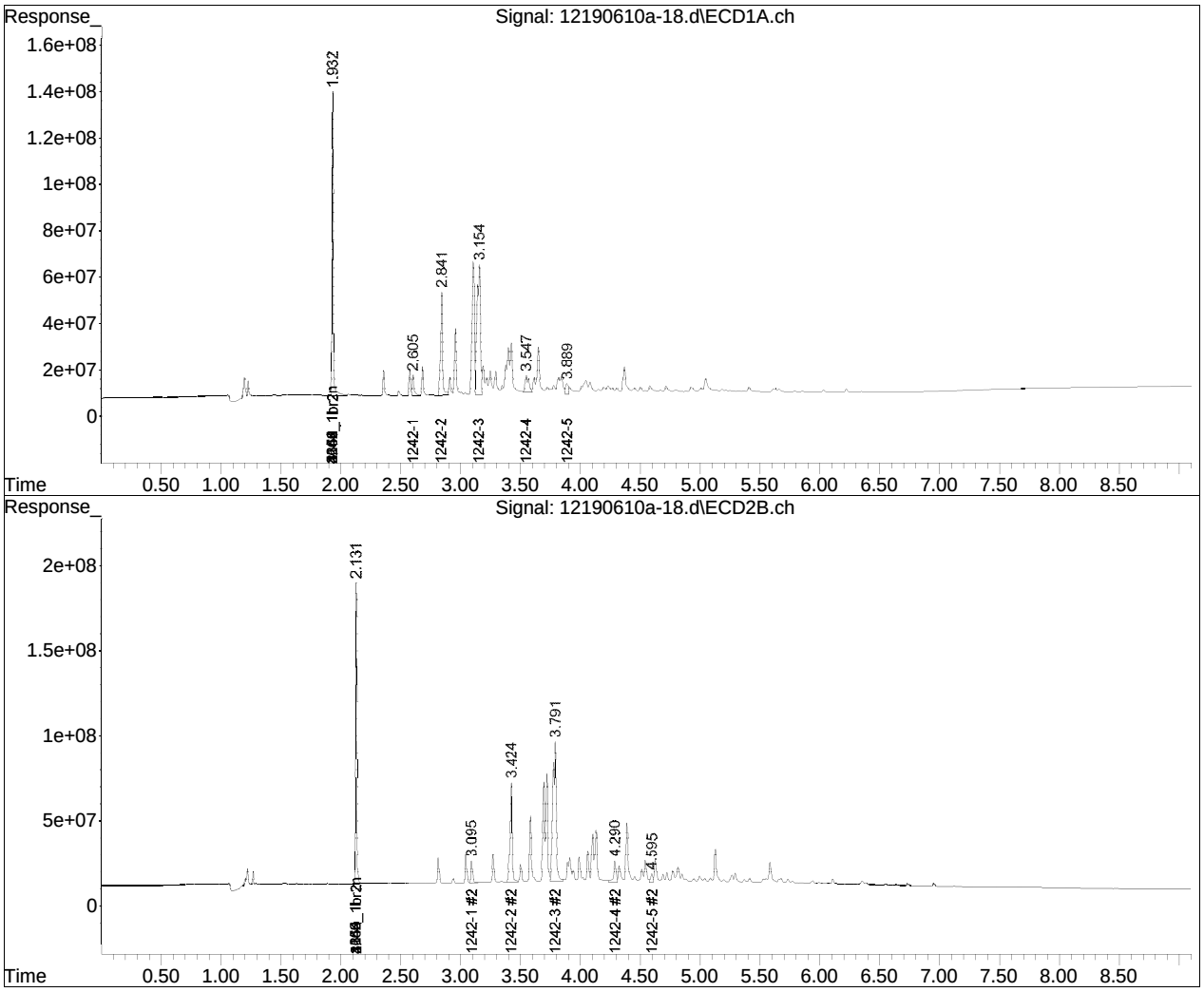

Manual Integration Report

Data Path	: I:\Pest12\190610a\	QMethod	: P12_pcb_04-09-19_ICAL156
Data File	: 12190610a-18.d	Operator	: Pest12:ht
Date Inj'd	: 6/10/2019 2:52 am	Instrument	: Pest 12
Sample	: l1923971-07d,42e,10000,	Quant Date	: 6/10/2019 3:45 am

Compound #26: 1242-3

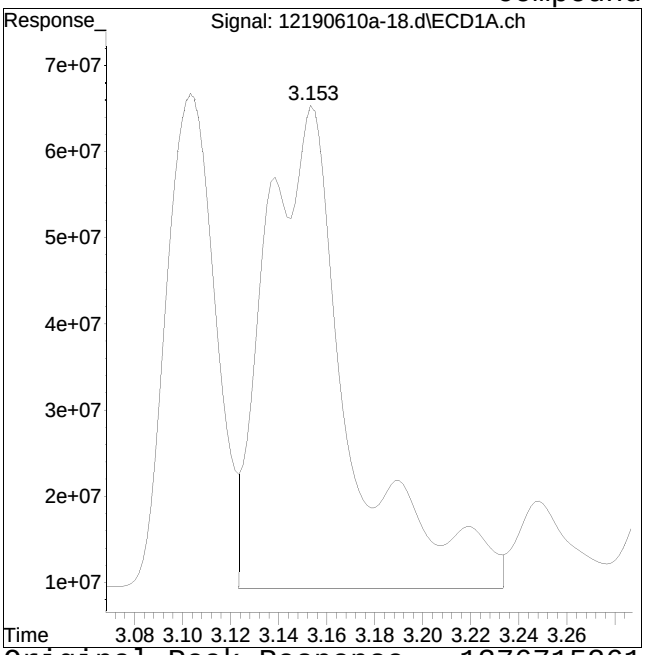

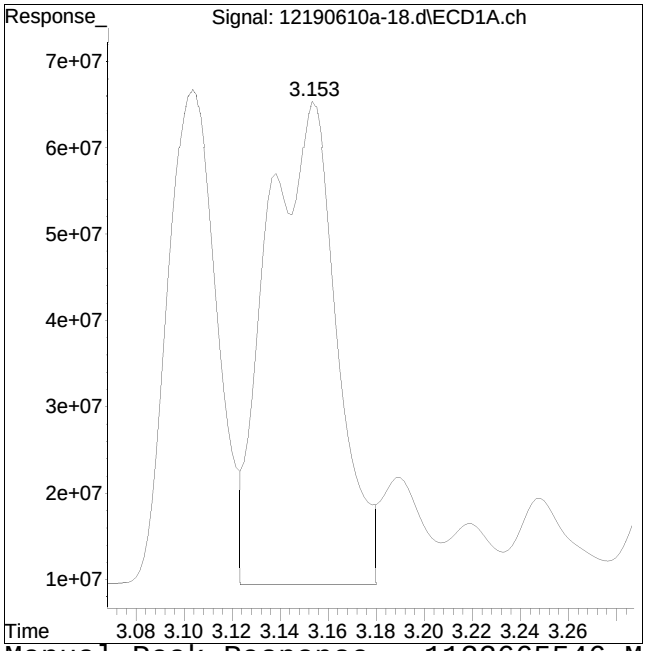

Original Peak Response = 1376715261 Manual Peak Response = 1122665546 M4
M4 = Poor automated baseline construction.

Manual Integration Report

Data Path	: I:\Pest12\190610a\	QMethod	: P12_pcb_04-09-19_ICAL156
Data File	: 12190610a-18.d	Operator	: Pest12:ht
Date Inj'd	: 6/10/2019 2:52 am	Instrument	: Pest 12
Sample	: l1923971-07d,42e,10000,	Quant Date	: 6/10/2019 3:45 am

Compound #77: 1242-3 #2

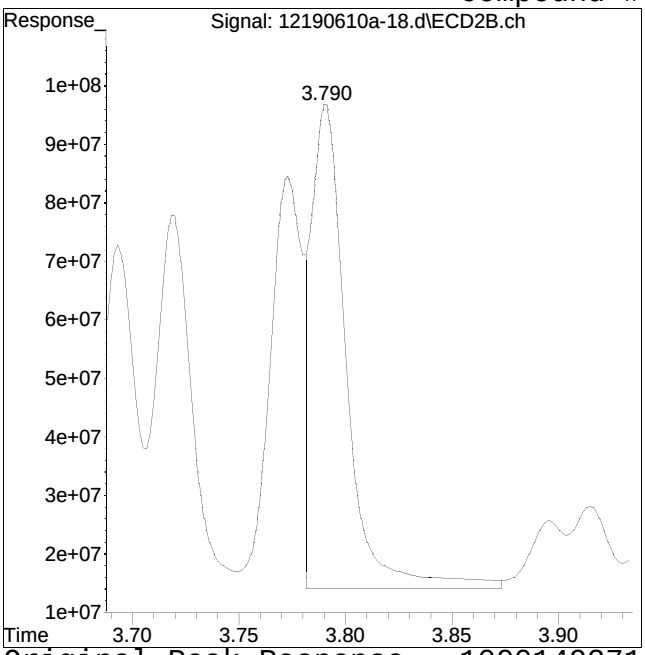

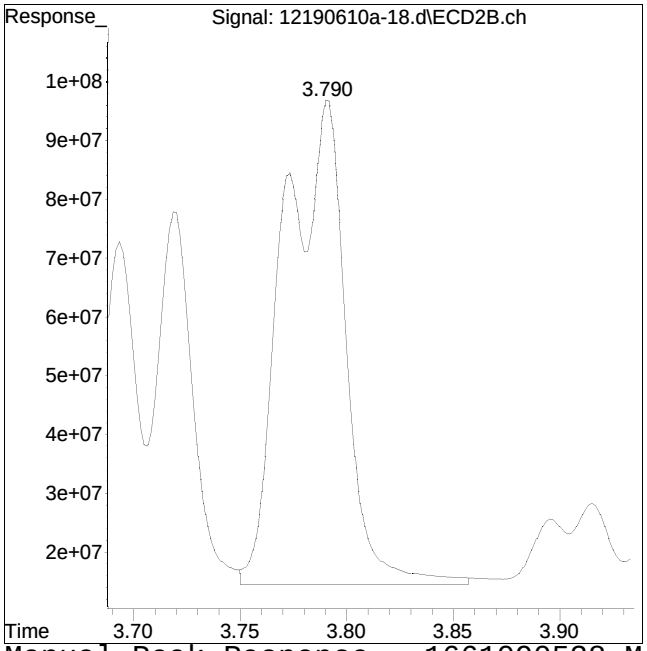

Original Peak Response = 1000149271 Manual Peak Response = 1661090538 M4
M4 = Poor automated baseline construction.

Manual Integration Report

Data Path	: I:\Pest12\190610a\	QMethod	: P12_pcb_04-09-19_ICAL156
Data File	: 12190610a-18.d	Operator	: Pest12:ht
Date Inj'd	: 6/10/2019 2:52 am	Instrument	: Pest 12
Sample	: l1923971-07d,42e,10000,	Quant Date	: 6/10/2019 3:45 am

Compound #27: 1242-4

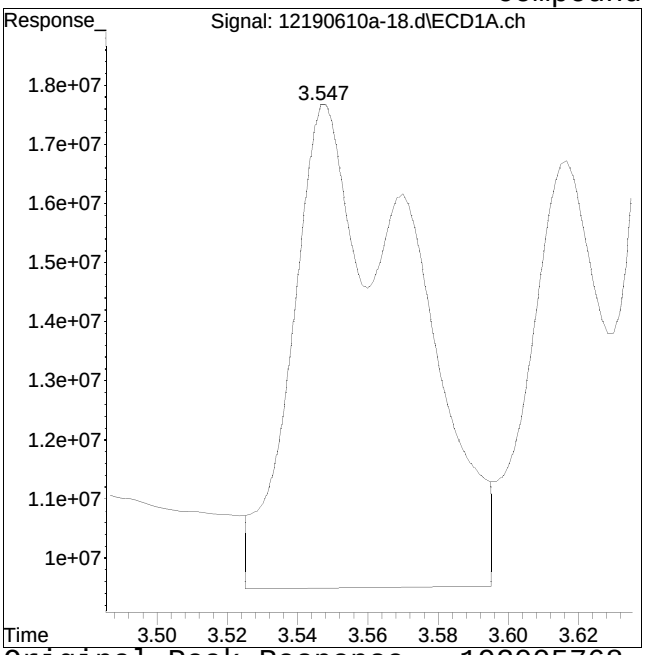

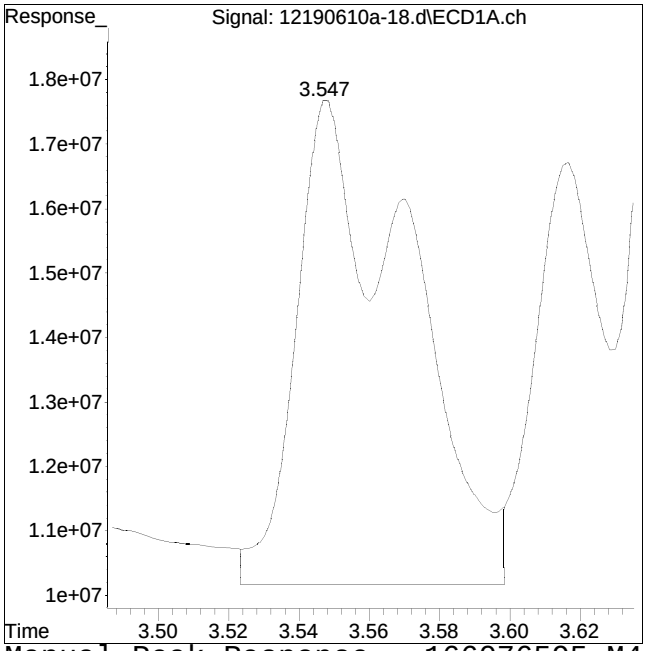

Original Peak Response = 192005768 Manual Peak Response = 166076595 M4
M4 = Poor automated baseline construction.

Manual Integration Report

Data Path	: I:\Pest12\190610a\	QMethod	: P12_pcb_04-09-19_ICAL156
Data File	: 12190610a-18.d	Operator	: Pest12:ht
Date Inj'd	: 6/10/2019 2:52 am	Instrument	: Pest 12
Sample	: l1923971-07d,42e,10000,	Quant Date	: 6/10/2019 3:45 am

Compound #28: 1242-5

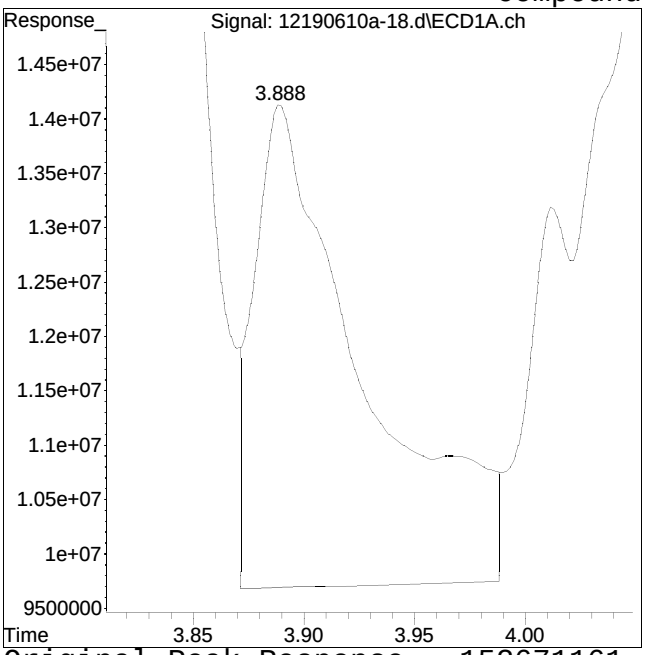

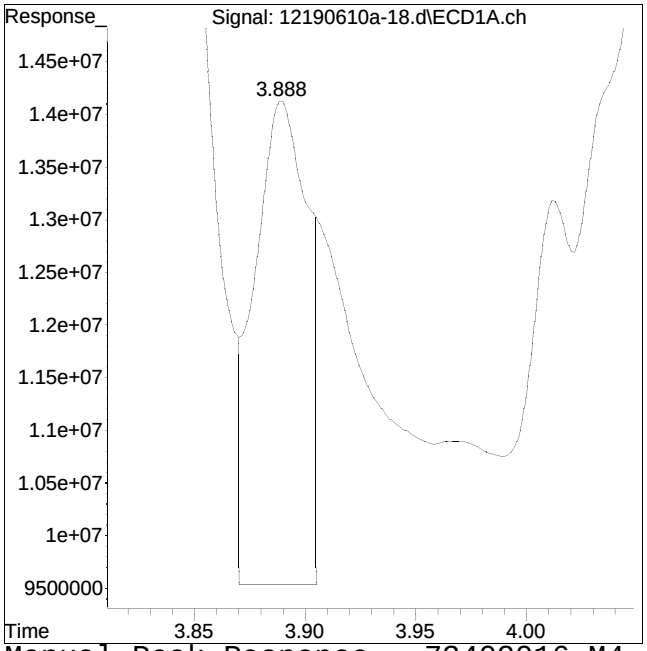

Original Peak Response = 152671161 Manual Peak Response = 73402016 M4
M4 = Poor automated baseline construction.

Quantitation Report (QT Reviewed)

Data Path : I:\Pest12\190610a\
Data File : 12190610a-19.d
Signal(s) : Signal #1: ECD1A.ch Signal #2: ECD2B.ch
Acq On : 10 Jun 2019 3:04 am
Operator : Pest12:ht
Sample : l1923971-06d,42e,25000,
Misc : wg1246345,wg1246013,ical15675
ALS Vial : 19 Sample Multiplier: 1

Integration File signal 1: events1.e
Integration File signal 2: events2.e
Quant Time: Jun 10 03:50:55 2019
Quant Method : I:\Pest12\190610a\P12_pcb_04-09-19_ICAL15675_ugL_.m
Quant Title : pcb
QLast Update : Mon Jun 10 02:06:37 2019
Response via : Initial Calibration
Integrator: ChemStation

Volume Inj. :
Signal #1 Phase : Signal #2 Phase:
Signal #1 Info : Signal #2 Info :

CCAL FILE(s) : 1 - I:\Pest12\190610a\12190610a-02.d
Sub List : Default - All compounds listed

	Compound	RT#1	RT#2	Resp#1	Resp#2	ug/l	ug/l
	Internal Standards						
1) i	1660_1br2nb	1.932	2.131	938.4E6	1225.4E6	250.000	250.000
	Standard Area 1 : #1 = 818914622				Recovery =	114.59%	
	Standard Area 1 : #2 = 1056359760				Recovery =	116.00%	
14) i	2154_1br2nb	1.932	2.131	938.4E6	1225.4E6	250.000	250.000
23) i	4268_1br2nb	1.932	2.131	938.4E6	1225.4E6	250.000	250.000
34) i	1248_1br2nb	1.932	2.131	938.4E6	1225.4E6	250.000	250.000
40) i	3262_1br2nb	1.932	2.131	938.4E6	1225.4E6	250.000	250.000
	System Monitoring Compounds						
2) s	2,4,5,6-Tetr	0.000	0.000	0	0	N.D. d	N.D. d
	Spiked Amount 500.000	Range 30 - 150		Recovery	=	0.00%#	0.00%#
3) s	Decachlorobi	0.000	0.000	0	0	N.D. d	N.D. d
	Spiked Amount 500.000	Range 30 - 150		Recovery	=	0.00%#	0.00%#
	Target Compounds						
4) l1	1016-1	0.000	0.000	0	0	N.D. d	N.D. d
5) l1	1016-2	0.000	0.000	0	0	N.D. d	N.D. d
6) l1	1016-3	0.000	0.000	0	0	N.D. d	N.D. d
7) l1	1016-4	0.000	0.000	0	0	N.D. d	N.D. d
8) l1	1016-5	0.000	0.000	0	0	N.D. d	N.D. d
Sum	1016-1			0	0	N.D.	N.D.
Average	1016-1					0.000	0.000
9) l2	1260-1	0.000	0.000	0	0	N.D. d	N.D. d
10) l2	1260-2	0.000	0.000	0	0	N.D. d	N.D. d
11) l2	1260-3	0.000	0.000	0	0	N.D. d	N.D. d
12) l2	1260-4	0.000	0.000	0	0	N.D. d	N.D. d
13) l2	1260-5	0.000	0.000	0	0	N.D. d	N.D. d
Sum	1260-1			0	0	N.D.	N.D.
Average	1260-1					0.000	0.000

Quantitation Report (QT Reviewed)

Data Path : I:\Pest12\190610a\
Data File : 12190610a-19.d
Signal(s) : Signal #1: ECD1A.ch Signal #2: ECD2B.ch
Acq On : 10 Jun 2019 3:04 am
Operator : Pest12:ht
Sample : l1923971-06d,42e,25000,
Misc : wg1246345,wg1246013,ical15675
ALS Vial : 19 Sample Multiplier: 1

Integration File signal 1: events1.e
Integration File signal 2: events2.e
Quant Time: Jun 10 03:50:55 2019
Quant Method : I:\Pest12\190610a\P12_pcb_04-09-19_ICAL15675_ugL_.m
Quant Title : pcb
QLast Update : Mon Jun 10 02:06:37 2019
Response via : Initial Calibration
Integrator: ChemStation

Volume Inj. :
Signal #1 Phase : Signal #2 Phase:
Signal #1 Info : Signal #2 Info :

CCAL FILE(s) : 1 - I:\Pest12\190610a\12190610a-02.d
Sub List : Default - All compounds listed

Compound	RT#1	RT#2	Resp#1	Resp#2	ug/l	ug/l
15) l3 1221-1	0.000	0.000	0	0	N.D. d	N.D. d
16) l3 1221-2	0.000	0.000	0	0	N.D. d	N.D. d
17) l3 1221-3	0.000	0.000	0	0	N.D. d	N.D. d
Sum 1221-1			0	0	N.D.	N.D.
Average 1221-1					0.000	0.000
18) l4 1254-1	0.000	0.000	0	0	N.D. d	N.D. d
19) l4 1254-2	0.000	0.000	0	0	N.D. d	N.D. d
20) l4 1254-3	0.000	0.000	0	0	N.D. d	N.D. d
21) l4 1254-4	0.000	0.000	0	0	N.D. d	N.D. d
22) l4 1254-5	0.000	0.000	0	0	N.D. d	N.D. d
Sum 1254-1			0	0	N.D.	N.D.
Average 1254-1					0.000	0.000
24) l6 1242-1	2.605	3.096	126.7E6	135.0E6	2443.834	1651.873
25) l6 1242-2	2.836	3.423	511.8E6	720.9E6	4720.701	3975.830M4
26) l6 1242-3	3.152	3.791	1124.0E6	1696.2E6	5255.486M4	4751.465M4
27) l6 1242-4	3.547	4.290	689.7E6	634.6E6	6859.708	5597.048
28) l6 1242-5	3.880	4.592	566.9E6	828.1E6	8536.174M4	7570.643
Sum 1242-1			3019.1E6	4014.8E6	27815.903	23546.858
Average 1242-1					5563.181	4709.372
29) l9 1268-1	0.000	0.000	0	0	N.D. d	N.D. d
30) l9 1268-2	0.000	0.000	0	0	N.D. d	N.D. d
31) l9 1268-3	0.000	0.000	0	0	N.D. d	N.D. d
32) l9 1268-4	0.000	0.000	0	0	N.D. d	N.D. d
33) l9 1268-5	0.000	0.000	0	0	N.D. d	N.D. d
Sum 1268-1			0	0	N.D.	N.D.
Average 1268-1					0.000	0.000
35) l7 1248-1	0.000	0.000	0	0	N.D. d	N.D. d

Quantitation Report (QT Reviewed)

Data Path : I:\Pest12\190610a\
Data File : 12190610a-19.d
Signal(s) : Signal #1: ECD1A.ch Signal #2: ECD2B.ch
Acq On : 10 Jun 2019 3:04 am
Operator : Pest12:ht
Sample : l1923971-06d,42e,25000,
Misc : wg1246345,wg1246013,ical15675
ALS Vial : 19 Sample Multiplier: 1

Integration File signal 1: events1.e
Integration File signal 2: events2.e
Quant Time: Jun 10 03:50:55 2019
Quant Method : I:\Pest12\190610a\P12_pcb_04-09-19_ICAL15675_ugL_.m
Quant Title : pcb
QLast Update : Mon Jun 10 02:06:37 2019
Response via : Initial Calibration
Integrator: ChemStation

Volume Inj. :
Signal #1 Phase : Signal #2 Phase:
Signal #1 Info : Signal #2 Info :

CCAL FILE(s) : 1 - I:\Pest12\190610a\12190610a-02.d
Sub List : Default - All compounds listed

Compound	RT#1	RT#2	Resp#1	Resp#2	ug/l	ug/l
36) l7 1248-2	0.000	0.000	0	0	N.D. d	N.D. d
37) l7 1248-3	0.000	0.000	0	0	N.D. d	N.D. d
38) l7 1248-4	0.000	0.000	0	0	N.D. d	N.D. d
39) l7 1248-5	0.000	0.000	0	0	N.D. d	N.D. d
Sum 1248-1			0	0	N.D.	N.D.
Average 1248-1					0.000	0.000
41) l5 1232-1	0.000	0.000	0	0	N.D. d	N.D. d
42) l5 1232-2	0.000	0.000	0	0	N.D. d	N.D. d
43) l5 1232-3	0.000	0.000	0	0	N.D. d	N.D. d
44) l5 1232-4	0.000	0.000	0	0	N.D. d	N.D. d
45) l5 1232-5	0.000	0.000	0	0	N.D. d	N.D. d
Sum 1232-1			0	0	N.D.	N.D.
Average 1232-1					0.000	0.000
46) l8 1262-1	0.000	0.000	0	0	N.D. d	N.D. d
47) l8 1262-2	0.000	0.000	0	0	N.D. d	N.D. d
48) l8 1262-3	0.000	0.000	0	0	N.D. d	N.D. d
49) l8 1262-4	0.000	0.000	0	0	N.D. d	N.D. d
50) l8 1262-5	0.000	0.000	0	0	N.D. d	N.D. d
Sum 1262-1			0	0	N.D.	N.D.
Average 1262-1					0.000	0.000

SemiQuant Compounds - Not Calibrated on this Instrument

Sum 1262-1			0	0	N.D.	N.D.
Average 1262-1					0.000	0.000

(f)=RT Delta > 1/2 Window (D)=Amounts differ by > 40% (m)=manual int.
(#)=Recovery Exceeds Compound Acceptance Limits.

Quantitation Report (QT Reviewed)

Data Path : I:\Pest12\190610a\
Data File : 12190610a-19.d
Signal(s) : Signal #1: ECD1A.ch Signal #2: ECD2B.ch
Acq On : 10 Jun 2019 3:04 am
Operator : Pest12:ht
Sample : l1923971-06d,42e,25000,
Misc : wg1246345,wg1246013,ical15675
ALS Vial : 19 Sample Multiplier: 1

Integration File signal 1: events1.e
Integration File signal 2: events2.e
Quant Time: Jun 10 03:50:55 2019
Quant Method : I:\Pest12\190610a\P12_pcb_04-09-19_ICAL15675_ugL_.m
Quant Title : pcb
QLast Update : Mon Jun 10 02:06:37 2019
Response via : Initial Calibration
Integrator: ChemStation

Volume Inj. :
Signal #1 Phase : Signal #2 Phase:
Signal #1 Info : Signal #2 Info :

CCAL FILE(s) : 1 - I:\Pest12\190610a\12190610a-02.d
Sub List : Default - All compounds listed

Compound	RT#1	RT#2	Resp#1	Resp#2	ug/l	ug/l

(I,C,F) I=Interference, C=Coelluting Calibration Peak, F=Fails CC Criteria.

Sub List : Default - All compounds listeda-02.d••d)

Data Path : I:\Pest12\190610a\
Data File : 12190610a-19.d
Signal(s) : Signal #1: ECD1A.ch Signal #2: ECD2B.ch
Acq On : 10 Jun 2019 3:04 am
Operator : Pest12:ht
Sample : l1923971-06d,42e,25000,
Misc : wg1246345,wg1246013,ical15675
ALS Vial : 19 Sample Multiplier: 1

Integration File signal 1: events1.e
Integration File signal 2: events2.e
Quant Time: Jun 10 03:50:55 2019
Quant Method : I:\Pest12\190610a\P12_pcb_04-09-19_ICAL15675_ugL_.m
Quant Title : pcb
QLast Update : Mon Jun 10 02:06:37 2019
Response via : Initial Calibration
Integrator: ChemStation

Volume Inj. :
Signal #1 Phase : Signal #2 Phase:
Signal #1 Info : Signal #2 Info :

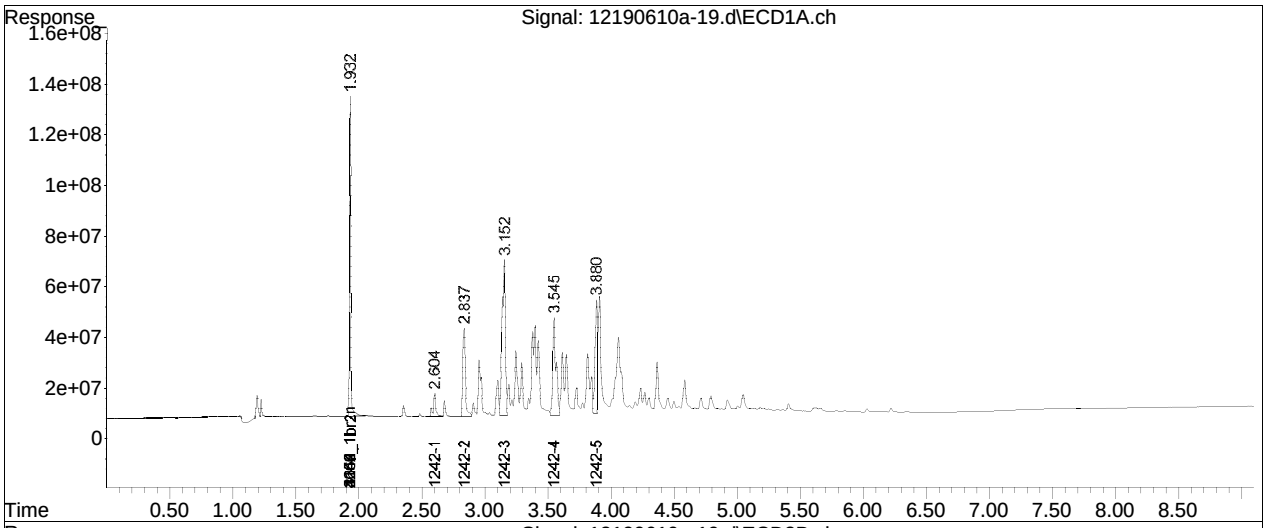

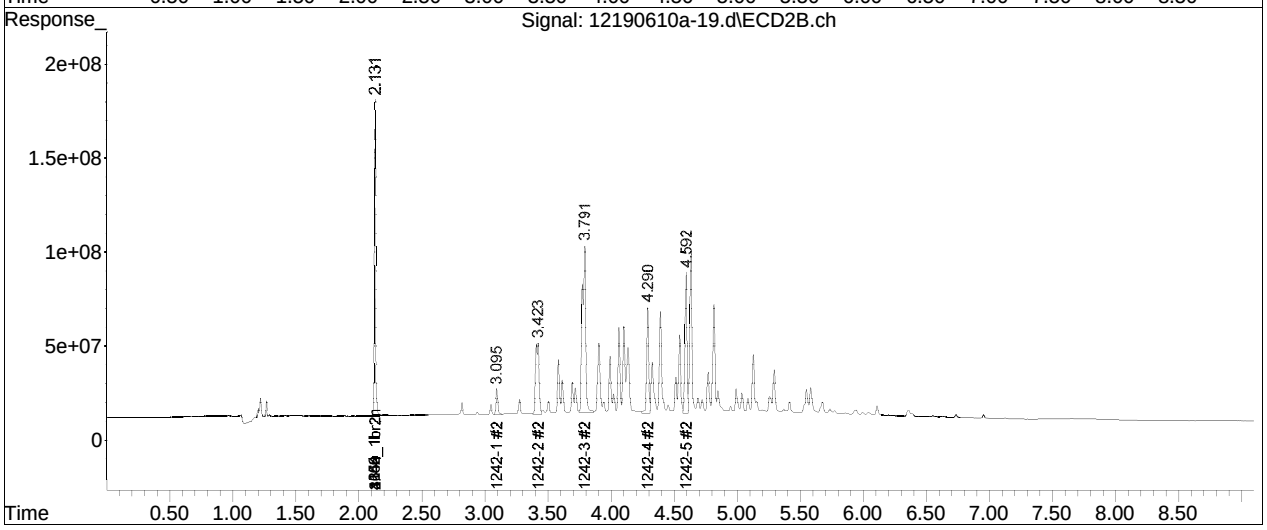

Manual Integration Report

Data Path	: I:\Pest12\190610a\	QMethod	: P12_pcb_04-09-19_ICAL156
Data File	: 12190610a-19.d	Operator	: Pest12:ht
Date Inj'd	: 6/10/2019 3:04 am	Instrument	: Pest 12
Sample	: l1923971-06d,42e,25000,	Quant Date	: 6/10/2019 3:45 am

Compound #76: 1242-2 #2

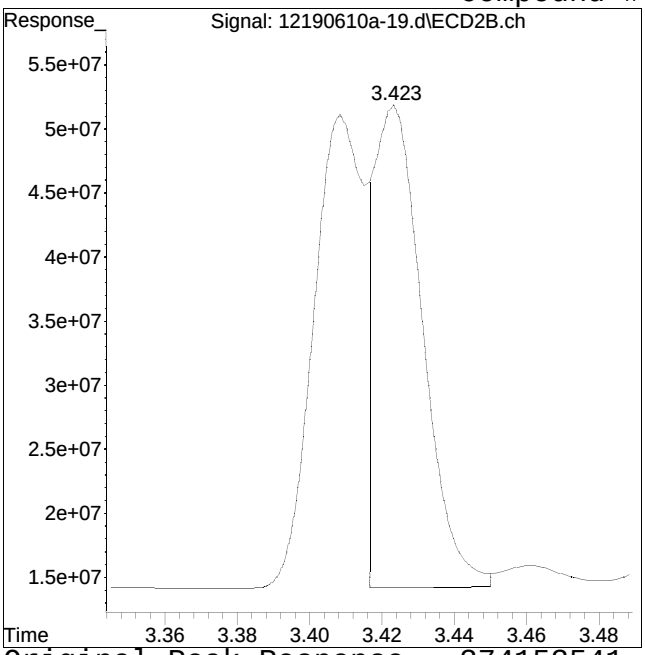

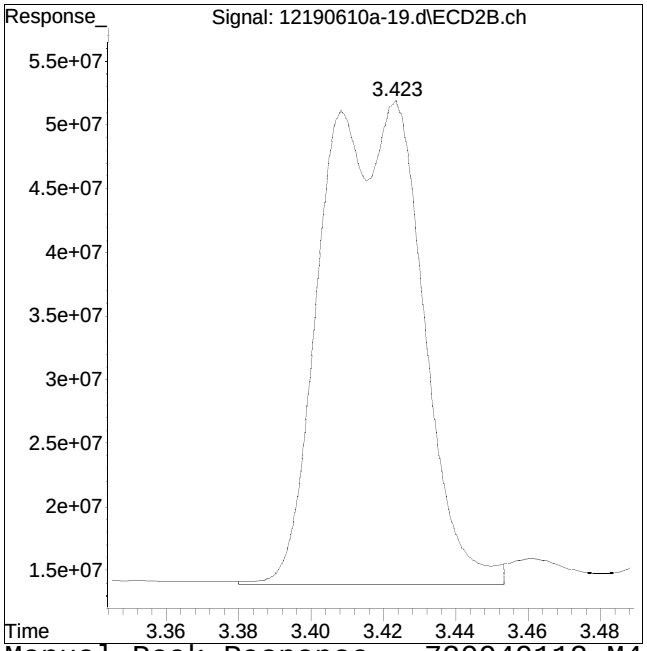

Original Peak Response = 374153541 Manual Peak Response = 720949112 M4
M4 = Poor automated baseline construction.

Manual Integration Report

Data Path	: I:\Pest12\190610a\	QMethod	: P12_pcb_04-09-19_ICAL156
Data File	: 12190610a-19.d	Operator	: Pest12:ht
Date Inj'd	: 6/10/2019 3:04 am	Instrument	: Pest 12
Sample	: l1923971-06d,42e,25000,	Quant Date	: 6/10/2019 3:45 am

Compound #26: 1242-3

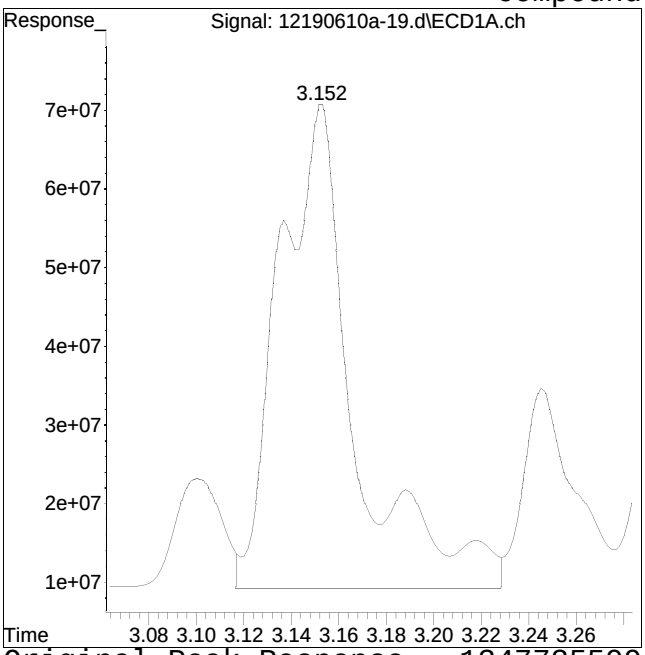

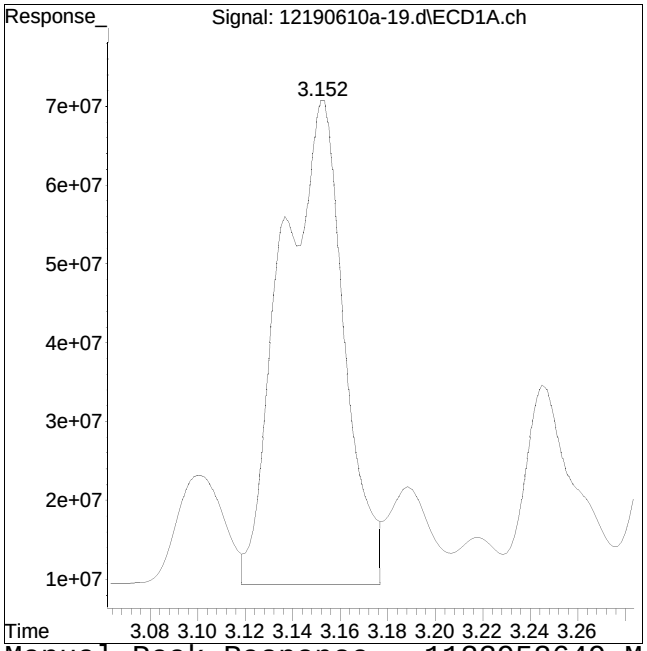

Original Peak Response = 1347735599 Manual Peak Response = 1123952649 M4
M4 = Poor automated baseline construction.

Manual Integration Report

Data Path	: I:\Pest12\190610a\	QMethod	: P12_pcb_04-09-19_ICAL156
Data File	: 12190610a-19.d	Operator	: Pest12:ht
Date Inj'd	: 6/10/2019 3:04 am	Instrument	: Pest 12
Sample	: l1923971-06d,42e,25000,	Quant Date	: 6/10/2019 3:45 am

Compound #77: 1242-3 #2

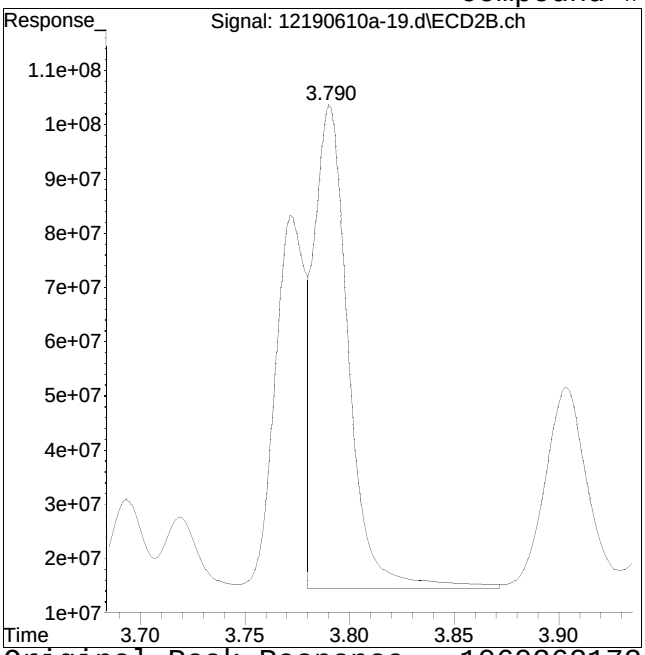

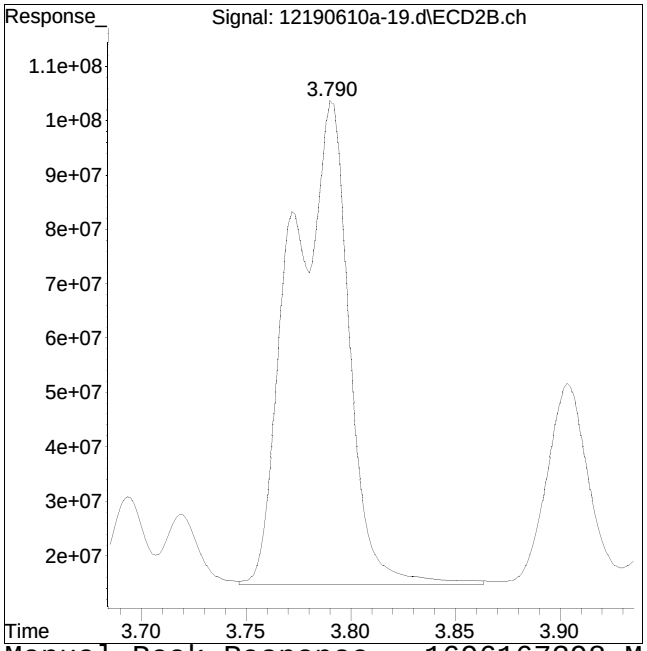

Original Peak Response = 1060262172 Manual Peak Response = 1696167398 M4
M4 = Poor automated baseline construction.

Manual Integration Report

Data Path : I:\Pest12\190610a\
Data File : 12190610a-19.d
Date Inj'd : 6/10/2019 3:04 am
Sample : l1923971-06d,42e,25000,

QMethod : P12_pcb_04-09-19_ICAL156
Operator : Pest12:ht
Instrument : Pest 12
Quant Date : 6/10/2019 3:45 am

Compound #28: 1242-5

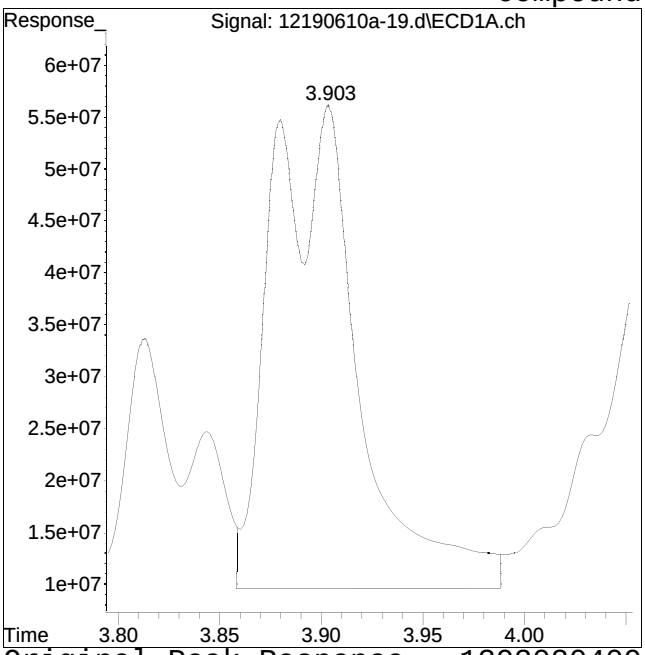

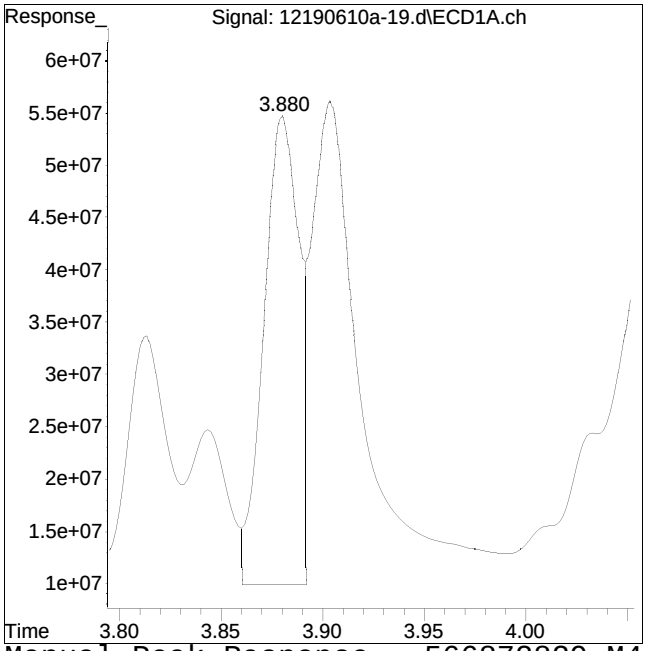

Original Peak Response = 1393020409 Manual Peak Response = 566872829 M4
M4 = Poor automated baseline construction.

Aroclor Standards Data

Initial Calibration

Initial Calibration Summary
Form 6
PCBs

Client	: Barton & Loguidice, P.C	**Lab Number**	: L1923971
Project Name	: AMPHENOL SUB SLAB SOILS	**Project Number**	: 1153.010.001
Instrument ID	: PEST12	**Ical Ref**	: ICAL15675
Calibration dates	: 04/09/19 04:25 04/09/19 10:39		

Calibration Files

1 =12190409ical-21.d 2 =12190409ical-22.d 3 =12190409ical-23.d 4 =12190409ical-24.d

5 =12190409ical-25.d 6 =12190409ical-32.d

		Compound	1	2	3	4	5	6	Avg	%RSD
1)	i	1660_1br2nb	----------ISTD----------							
2)	s	2,4,5,6-Tetrachloro-m-xylene	1.150	1.092	1.062	1.020	0.943	0.915	1.030	8.71
3)	s	Decachlorobiphenyl	0.728	0.664	0.561	0.586	0.569	0.533	0.607	12.19
4)	l1	1016-1	0.023	0.022	0.020	0.019	0.017	0.015	0.019	14.62
5)	l1	1016-2	0.051	0.044	0.041	0.038	0.036	0.032	0.040	16.41
6)	l1	1016-3	0.097	0.085	0.079	0.075	0.072	0.065	0.079	13.93
7)	l1	1016-4	0.041	0.036	0.036	0.033	0.032	0.030	0.035	11.80
8)	l1	1016-5	0.044	0.039	0.040	0.037	0.035	0.031	0.038	12.21
9)	l2	1260-1	0.055	0.050	0.047	0.048	0.045	0.041	0.048	10.19
10)	l2	1260-2	0.084	0.073	0.067	0.066	0.063	0.058	0.069	12.90
11)	l2	1260-3	0.045	0.044	0.042	0.044	0.042	0.038	0.042	5.81
12)	l2	1260-4	0.111	0.102	0.096	0.105	0.099	0.092	0.101	6.58
13)	l2	1260-5	0.072	0.068	0.061	0.061	0.060	0.056	0.063	9.45
14)	i	2154_1br2nb	----------ISTD----------							
15)	l3	1221-1	0.012	0.011	0.011	0.011	0.010	0.009	0.011	9.08
16)	l3	1221-2	0.007	0.007	0.007	0.006	0.006	0.005	0.006	9.66
17)	l3	1221-3	0.026	0.027	0.026	0.023	0.022	0.019	0.024	12.50
18)	l4	1254-1	0.043	0.037	0.036	0.034	0.032	0.029	0.035	13.25
19)	l4	1254-2	0.031	0.037	0.037	0.034	0.033	0.030	0.034	8.54
20)	l4	1254-3	0.062	0.059	0.059	0.055	0.053	0.050	0.056	8.03
21)	l4	1254-4	0.047	0.043	0.045	0.042	0.040	0.038	0.042	7.88
22)	l4	1254-5	0.061	0.059	0.063	0.059	0.057	0.053	0.059	5.82
23)	i	4268_1br2nb	----------ISTD----------							
24)	l6	1242-1	0.016	0.015	0.014	0.014	0.013	0.011	0.014	10.74
25)	l6	1242-2	0.034	0.030	0.028	0.029	0.028	0.025	0.029	10.58
26)	l6	1242-3	0.070	0.057	0.053	0.056	0.055	0.050	0.057	11.84
27)	l6	1242-4	0.029	0.027	0.026	0.029	0.027	0.025	0.027	6.12
28)	l6	1242-5	0.018	0.017	0.017	0.019	0.018	0.017	0.018	4.87
29)	l9	1268-1	0.106	0.099	0.095	0.099	0.101	0.094	0.099	4.66
30)	l9	1268-2	0.124	0.116	0.109	0.114	0.115	0.102	0.113	6.37
31)	l9	1268-3	0.077	0.072	0.069	0.072	0.073	0.066	0.071	5.11
32)	l9	1268-4	0.032	0.033	0.035	0.036	0.036	0.032	0.034	5.38
33)	l9	1268-5	0.192	0.187	0.177	0.188	0.193	0.173	0.185	4.42
34)	i	1248_1br2nb	----------ISTD----------							
35)	l7	1248-1	0.022	0.021	0.019	0.019	0.016	0.017	0.019	11.71
36)	l7	1248-2	0.026	0.030	0.029	0.027	0.023	0.024	0.027	10.46

Initial Calibration Summary
Form 6
PCBs

Client	: Barton & Loguidice, P.C	**Lab Number**	: L1923971
Project Name	: AMPHENOL SUB SLAB SOILS	**Project Number**	: 1153.010.001
Instrument ID	: PEST12	**Ical Ref**	: ICAL15675
Calibration dates	: 04/09/19 04:25 04/09/19 10:39		

Calibration Files

1 =12190409ical-21.d 2 =12190409ical-22.d 3 =12190409ical-23.d 4 =12190409ical-24.d

5 =12190409ical-25.d 6 =12190409ical-32.d

	Compound	1	2	3	4	5	6	Avg	%RSD
37)	l7 1248-3	0.049	0.048	0.046	0.042	0.040	0.038	0.044	10.27
38)	l7 1248-4	0.037	0.038	0.035	0.033	0.032	0.031	0.034	7.44
39)	l7 1248-5	0.038	0.035	0.036	0.033	0.032	0.030	0.034	8.89
40)	i 3262_1br2nb	----------ISTD----------							
41)	l5 1232-1	0.021	0.021	0.022	0.020	0.019	0.017	0.020	8.95
42)	l5 1232-2	0.022	0.019	0.020	0.019	0.018	0.017	0.019	8.80
43)	l5 1232-3	0.043	0.037	0.039	0.037	0.035	0.034	0.037	8.25
44)	l5 1232-4	0.016	0.015	0.017	0.016	0.015	0.016	0.016	3.59
45)	l5 1232-5	0.008	0.010	0.011	0.011	0.010	0.010	0.010	10.47
46)	l8 1262-1	0.049	0.047	0.049	0.045	0.044	0.043	0.046	5.72
47)	l8 1262-2	0.058	0.059	0.061	0.057	0.055	0.054	0.058	4.60
48)	l8 1262-3	0.055	0.051	0.054	0.052	0.049	0.048	0.051	5.34
49)	l8 1262-4	0.105	0.109	0.111	0.107	0.102	0.102	0.106	3.43
50)	l8 1262-5	0.042	0.039	0.039	0.039	0.036	0.036	0.038	5.59

Initial Calibration Summary
Form 6
PCBs

Client	: Barton & Loguidice, P.C	**Lab Number**	: L1923971
Project Name	: AMPHENOL SUB SLAB SOILS	**Project Number**	: 1153.010.001
Instrument ID	: PEST12	**Ical Ref**	: ICAL15675
Calibration dates	: 04/09/19 04:25 04/09/19 10:39		

Signal #2 Calibration Files

1 =12190409ical-21.d 2 =12190409ical-22.d 3 =12190409ical-23.d 4 =12190409ical-24.d
5 =12190409ical-25.d 6 =12190409ical-32.d

		Compound	1	2	3	4	5	6	Avg	%RSD
1)	i	1660_1br2nb	----------ISTD----------							
2)	s	2,4,5,6-Tetra	1.506	1.236	1.232	1.149	1.067	1.035	1.204	14.04
3)	s	Decachlorobip	0.581	0.474	0.464	0.437	0.426	0.410	0.465	13.21
4)	l1	1016-1	0.029	0.024	0.023	0.021	0.019	0.017	0.022	19.13
5)	l1	1016-2	0.060	0.051	0.051	0.046	0.041	0.038	0.048	16.71
6)	l1	1016-3	0.125	0.100	0.098	0.090	0.084	0.078	0.096	17.30
7)	l1	1016-4	0.047	0.040	0.038	0.035	0.036	0.030	0.037	14.68
8)	l1	1016-5	0.037	0.029	0.031	0.028	0.028	0.024	0.030	14.37
9)	l2	1260-1	0.055	0.048	0.047	0.046	0.044	0.040	0.047	10.41
10)	l2	1260-2	0.070	0.055	0.055	0.051	0.050	0.047	0.055	14.93
11)	l2	1260-3	0.052	0.041	0.042	0.039	0.038	0.036	0.041	14.17
12)	l2	1260-4	0.097	0.081	0.081	0.077	0.075	0.071	0.080	11.32
13)	l2	1260-5	0.065	0.055	0.055	0.051	0.049	0.047	0.054	11.80
14)	i	2154_1br2nb	----------ISTD----------							
15)	l3	1221-1	0.016	0.014	0.014	0.012	0.011	0.010	0.013	17.31
16)	l3	1221-2	0.010	0.009	0.008	0.008	0.007	0.006	0.008	15.27
17)	l3	1221-3	0.036	0.031	0.030	0.027	0.025	0.021	0.028	18.34
18)	l4	1254-1	0.051	0.044	0.045	0.041	0.037	0.033	0.042	14.98
19)	l4	1254-2	0.047	0.036	0.037	0.034	0.031	0.028	0.036	18.79
20)	l4	1254-3	0.072	0.073	0.071	0.065	0.061	0.051	0.065	12.75
21)	l4	1254-4	0.058	0.046	0.044	0.042	0.040	0.037	0.045	16.35
22)	l4	1254-5	0.070	0.058	0.059	0.060	0.051	0.047	0.058	13.84
23)	i	4268_1br2nb	----------ISTD----------							
24)	l6	1242-1	0.021	0.017	0.016	0.016	0.016	0.014	0.017	13.65
25)	l6	1242-2	0.045	0.039	0.036	0.037	0.035	0.030	0.037	13.23
26)	l6	1242-3	0.093	0.074	0.069	0.070	0.068	0.062	0.073	14.81
27)	l6	1242-4	0.026	0.025	0.022	0.023	0.022	0.020	0.023	9.46
28)	l6	1242-5	0.026	0.024	0.022	0.021	0.021	0.019	0.022	11.35
29)	l9	1268-1	0.108	0.090	0.087	0.091	0.093	0.085	0.092	8.92
30)	l9	1268-2	0.102	0.088	0.086	0.094	0.096	0.087	0.092	6.79
31)	l9	1268-3	0.067	0.059	0.057	0.060	0.061	0.056	0.060	6.78
32)	l9	1268-4	0.030	0.028	0.027	0.029	0.029	0.027	0.028	4.29
33)	l9	1268-5	0.164	0.148	0.145	0.156	0.162	0.149	0.154	5.16
34)	i	1248_1br2nb	----------ISTD----------							
35)	l7	1248-1	0.030	0.028	0.025	0.023	0.022	0.021	0.025	14.11
36)	l7	1248-2	0.035	0.034	0.031	0.027	0.026	0.025	0.030	14.42

Initial Calibration Summary
Form 6
PCBs

Client	: Barton & Loguidice, P.C	**Lab Number**	: L1923971
Project Name	: AMPHENOL SUB SLAB SOILS	**Project Number**	: 1153.010.001
Instrument ID	: PEST12	**Ical Ref**	: ICAL15675
Calibration dates	: 04/09/19 04:25 04/09/19 10:39		

Signal #2 Calibration Files

1 =12190409ical-21.d 2 =12190409ical-22.d 3 =12190409ical-23.d 4 =12190409ical-24.d

5 =12190409ical-25.d 6 =12190409ical-32.d

	Compound	1	2	3	4	5	6	Avg	%RSD
37)	l7 1248-3	0.045	0.041	0.040	0.034	0.033	0.031	0.038	14.84
38)	l7 1248-4	0.049	0.044	0.042	0.037	0.035	0.034	0.040	14.75
39)	l7 1248-5	0.053	0.048	0.047	0.041	0.039	0.038	0.044	13.11
40)	i 3262_1br2nb	----------ISTD----------							
41)	l5 1232-1	0.027	0.026	0.026	0.023	0.022	0.019	0.024	12.40
42)	l5 1232-2	0.031	0.026	0.028	0.024	0.023	0.021	0.025	13.93
43)	l5 1232-3	0.050	0.048	0.050	0.045	0.043	0.041	0.046	8.32
44)	l5 1232-4	0.015	0.015	0.015	0.014	0.013	0.012	0.014	8.72
45)	l5 1232-5	0.015	0.013	0.013	0.013	0.012	0.011	0.013	10.31
46)	l8 1262-1	0.049	0.041	0.042	0.039	0.038	0.037	0.041	11.05
47)	l8 1262-2	0.058	0.052	0.054	0.050	0.049	0.049	0.052	6.90
48)	l8 1262-3	0.051	0.047	0.048	0.045	0.044	0.043	0.046	6.50
49)	l8 1262-4	0.092	0.085	0.087	0.083	0.082	0.080	0.085	5.01
50)	l8 1262-5	0.064	0.058	0.061	0.059	0.056	0.053	0.059	6.40

Initial Calibration Summary
Form 6
PCBs

Client	: Barton & Loguidice, P.C	**Lab Number**	: L1923971
Project Name	: AMPHENOL SUB SLAB SOILS	**Project Number**	: 1153.010.001
Instrument ID	: PEST16	**Ical Ref**	: ICAL15673
Calibration dates	: 04/09/19 02:06 04/09/19 08:08		

Calibration Files

1 =16190409ical-15.d 2 =16190409ical-16.d 3 =16190409ical-17.d 4 =16190409ical-18.d

5 =16190409ical-19.d 6 =16190409ical-20.d

		Compound	1	2	3	4	5	6	Avg	%RSD
1)	i	1660_1br2nb	----------ISTD----------							
2)	s	2,4,5,6-Tetrachloro-m-xylene	1.176	1.122	1.108	1.126	1.089	1.034	1.109	4.23
3)	s	Decachlorobiphenyl	0.819	0.737	0.701	0.757	0.719	0.676	0.735	6.79
4)	l1	1016-1	0.023	0.020	0.018	0.018	0.016	0.016	0.018	14.25
5)	l1	1016-2	0.050	0.041	0.039	0.038	0.036	0.034	0.040	14.64
6)	l1	1016-3	0.054	0.050	0.049	0.049	0.047	0.043	0.049	7.59
7)	l1	1016-4	0.042	0.036	0.034	0.033	0.032	0.030	0.035	11.83
8)	l1	1016-5	0.032	0.028	0.026	0.026	0.025	0.025	0.027	10.32
9)	l2	1260-1	0.060	0.051	0.049	0.049	0.048	0.045	0.050	9.97
10)	l2	1260-2	0.088	0.077	0.075	0.075	0.072	0.068	0.076	8.78
11)	l2	1260-3	0.053	0.048	0.048	0.048	0.047	0.045	0.048	5.30
12)	l2	1260-4	0.109	0.111	0.105	0.111	0.100	0.104	0.107	4.00
13)	l2	1260-5	0.079	0.073	0.073	0.074	0.073	0.070	0.074	4.03
14)	i	2154_1br2nb	----------ISTD----------							
15)	l3	1221-2	0.012	0.010	0.010	0.010	0.009	0.009	0.010	12.38
16)	l3	1221-3	0.008	0.007	0.006	0.006	0.006	0.005	0.006	13.40
17)	l3	1221-4	0.029	0.024	0.024	0.022	0.021	0.019	0.023	13.49
18)	l4	1254-1	0.041	0.035	0.035	0.034	0.033	0.031	0.035	9.65
19)	l4	1254-2	0.048	0.037	0.036	0.036	0.036	0.034	0.038	13.36
20)	l4	1254-3	0.071	0.061	0.062	0.061	0.060	0.056	0.062	7.82
21)	l4	1254-4	0.054	0.047	0.048	0.047	0.047	0.044	0.048	6.59
22)	l4	1254-5	0.069	0.063	0.063	0.063	0.064	0.059	0.064	5.04
23)	i	4268_1br2nb	----------ISTD----------							
24)	l6	1242-1	0.014	0.013	0.013	0.013	0.013	0.012	0.013	6.41
25)	l6	1242-2	0.033	0.028	0.028	0.029	0.030	0.027	0.029	6.77
26)	l6	1242-3	0.034	0.032	0.033	0.036	0.038	0.035	0.035	5.34
27)	l6	1242-4	0.022	0.019	0.020	0.020	0.021	0.020	0.020	4.80
28)	l6	1242-5	0.020	0.019	0.017	0.020	0.021	0.020	0.020	6.86
29)	l9	1268-1	0.125	0.120	0.120	0.134	0.134	0.120	0.125	5.57
30)	l9	1268-2	0.125	0.126	0.126	0.141	0.145	0.131	0.132	6.54
31)	l9	1268-3	0.085	0.081	0.080	0.091	0.094	0.087	0.086	6.49
32)	l9	1268-4	0.038	0.038	0.038	0.043	0.046	0.044	0.041	9.02
33)	l9	1268-5	0.232	0.230	0.231	0.255	0.254	0.221	0.237	5.81
34)	i	1248_1br2nb	----------ISTD----------							
35)	l7	1248-1	0.032	0.030	0.028	0.027	0.027	0.026	0.028	7.51
36)	l7	1248-2	0.037	0.035	0.033	0.033	0.032	0.032	0.034	5.82

Initial Calibration Summary
Form 6
PCBs

Client	: Barton & Loguidice, P.C	**Lab Number**	: L1923971
Project Name	: AMPHENOL SUB SLAB SOILS	**Project Number**	: 1153.010.001
Instrument ID	: PEST16	**Ical Ref**	: ICAL15673
Calibration dates	: 04/09/19 02:06 04/09/19 08:08		

Calibration Files

1 =16190409ical-15.d 2 =16190409ical-16.d 3 =16190409ical-17.d 4 =16190409ical-18.d

5 =16190409ical-19.d 6 =16190409ical-20.d

Compound	1	2	3	4	5	6	Avg	%RSD
37) l7 1248-3	0.041	0.040	0.039	0.038	0.038	0.037	0.039	4.07
38) l7 1248-4	0.033	0.033	0.032	0.032	0.032	0.031	0.032	2.58
39) l7 1248-5	0.066	0.063	0.061	0.062	0.061	0.060	0.062	3.11
40) i 3262_1br2nb	----------ISTD----------							
41) l5 1232-1	0.021	0.019	0.021	0.020	0.019	0.018	0.020	7.21
42) l5 1232-2	0.021	0.018	0.019	0.018	0.018	0.017	0.019	7.64
43) l5 1232-3	0.022	0.021	0.024	0.023	0.023	0.022	0.023	5.62
44) l5 1232-4	0.013	0.012	0.012	0.012	0.012	0.012	0.012	5.87
45) l5 1232-5	0.012	0.011	0.012	0.012	0.012	0.012	0.012	4.73
46) l8 1262-1	0.052	0.048	0.053	0.052	0.052	0.050	0.051	3.85
47) l8 1262-2	0.065	0.059	0.067	0.066	0.065	0.063	0.064	4.38
48) l8 1262-3	0.056	0.053	0.061	0.060	0.060	0.057	0.058	5.18
49) l8 1262-4	0.114	0.112	0.130	0.130	0.124	0.117	0.121	6.46
50) l8 1262-5	0.044	0.041	0.046	0.047	0.047	0.046	0.045	5.24

Initial Calibration Summary
Form 6
PCBs

Client	: Barton & Loguidice, P.C	**Lab Number**	: L1923971
Project Name	: AMPHENOL SUB SLAB SOILS	**Project Number**	: 1153.010.001
Instrument ID	: PEST16	**Ical Ref**	: ICAL15673
Calibration dates	: 04/09/19 02:06 04/09/19 08:08		

Signal #2 Calibration Files

1 =16190409ical-15.d 2 =16190409ical-16.d 3 =16190409ical-17.d 4 =16190409ical-18.d
5 =16190409ical-19.d 6 =16190409ical-20.d

		Compound	1	2	3	4	5	6	Avg	%RSD
1)	i	1660_1br2nb	----------ISTD----------							
2)	s	2,4,5,6-Tetra	1.142	1.089	1.090	1.119	1.088	1.072	1.100	2.32
3)	s	Decachlorobip	0.738	0.645	0.644	0.655	0.651	0.656	0.665	5.42
4)	l1	1016-1	0.020	0.018	0.018	0.017	0.016	0.016	0.018	8.38
5)	l1	1016-2	0.051	0.043	0.041	0.040	0.038	0.037	0.042	12.32
6)	l1	1016-3	0.050	0.045	0.046	0.047	0.045	0.045	0.046	4.30
7)	l1	1016-4	0.032	0.028	0.029	0.029	0.028	0.028	0.029	5.03
8)	l1	1016-5	0.025	0.024	0.024	0.025	0.025	0.025	0.025	2.29
9)	l2	1260-1	0.054	0.048	0.048	0.049	0.046	0.047	0.049	5.96
10)	l2	1260-2	0.059	0.054	0.055	0.056	0.054	0.054	0.055	3.84
11)	l2	1260-3	0.043	0.042	0.043	0.045	0.044	0.045	0.044	2.75
12)	l2	1260-4	0.097	0.092	0.096	0.090	0.089	0.090	0.092	3.37
13)	l2	1260-5	0.052	0.050	0.054	0.055	0.056	0.059	0.054	6.19
14)	i	2154_1br2nb	----------ISTD----------							
15)	l3	1221-2	0.010	0.010	0.010	0.009	0.009	0.009	0.010	5.76
16)	l3	1221-3	0.007	0.006	0.006	0.006	0.006	0.005	0.006	9.74
17)	l3	1221-4	0.026	0.023	0.023	0.022	0.022	0.020	0.023	8.14
18)	l4	1254-1	0.041	0.038	0.037	0.037	0.037	0.035	0.037	5.22
19)	l4	1254-2	0.034	0.030	0.030	0.030	0.031	0.030	0.031	4.86
20)	l4	1254-3	0.064	0.060	0.060	0.061	0.062	0.060	0.061	2.73
21)	l4	1254-4	0.038	0.037	0.037	0.037	0.038	0.037	0.037	1.62
22)	l4	1254-5	0.047	0.055	0.055	0.056	0.058	0.056	0.055	7.54
23)	i	4268_1br2nb	----------ISTD----------							
24)	l6	1242-1	0.014	0.012	0.012	0.013	0.013	0.013	0.013	6.11
25)	l6	1242-2	0.033	0.029	0.028	0.031	0.031	0.030	0.030	6.00
26)	l6	1242-3	0.032	0.030	0.030	0.035	0.036	0.035	0.033	8.49
27)	l6	1242-4	0.018	0.016	0.017	0.020	0.020	0.020	0.018	9.17
28)	l6	1242-5	0.013	0.013	0.014	0.016	0.017	0.017	0.015	13.59
29)	l9	1268-1	0.099	0.095	0.098	0.116	0.121	0.118	0.108	10.87
30)	l9	1268-2	0.132	0.123	0.122	0.139	0.143	0.137	0.133	6.38
31)	l9	1268-3	0.074	0.071	0.072	0.083	0.087	0.086	0.079	9.56
32)	l9	1268-4	0.033	0.033	0.033	0.036	0.040	0.040	0.036	9.99
33)	l9	1268-5	0.214	0.204	0.207	0.240	0.245	0.233	0.224	7.96
34)	i	1248_1br2nb	----------ISTD----------							
35)	l7	1248-1	0.028	0.026	0.025	0.025	0.025	0.025	0.026	4.94
36)	l7	1248-2	0.032	0.030	0.030	0.030	0.031	0.031	0.031	2.49

Initial Calibration Summary
Form 6
PCBs

Client	: Barton & Loguidice, P.C	**Lab Number**	: L1923971
Project Name	: AMPHENOL SUB SLAB SOILS	**Project Number**	: 1153.010.001
Instrument ID	: PEST16	**Ical Ref**	: ICAL15673
Calibration dates	: 04/09/19 02:06 04/09/19 08:08		

Signal #2 Calibration Files

1 =16190409ical-15.d 2 =16190409ical-16.d 3 =16190409ical-17.d 4 =16190409ical-18.d

5 =16190409ical-19.d 6 =16190409ical-20.d

Compound	1	2	3	4	5	6	Avg	%RSD
37) l7 1248-3	0.030	0.028	0.028	0.030	0.031	0.032	0.030	4.81
38) l7 1248-4	0.038	0.038	0.036	0.037	0.038	0.038	0.037	1.93
39) l7 1248-5	0.039	0.033	0.031	0.031	0.032	0.033	0.033	8.58
40) i 3262_1br2nb	----------ISTD----------							
41) l5 1232-1	0.020	0.018	0.020	0.019	0.019	0.019	0.019	3.23
42) l5 1232-2	0.021	0.019	0.020	0.019	0.020	0.019	0.020	3.84
43) l5 1232-3	0.022	0.019	0.021	0.022	0.023	0.023	0.021	5.98
44) l5 1232-4	0.009	0.010	0.011	0.011	0.011	0.012	0.011	9.84
45) l5 1232-5	0.008	0.007	0.008	0.009	0.010	0.010	0.009	10.70
46) l8 1262-1	0.046	0.038	0.041	0.042	0.044	0.043	0.042	6.51
47) l8 1262-2	0.054	0.050	0.058	0.060	0.062	0.061	0.058	7.99
48) l8 1262-3	0.048	0.046	0.051	0.054	0.056	0.055	0.052	7.99
49) l8 1262-4	0.093	0.090	0.101	0.105	0.109	0.101	0.100	7.30
50) l8 1262-5	0.057	0.054	0.061	0.065	0.070	0.070	0.063	10.56

Response Factor Report PEST16

Method Path : I:\Pest16\190409ICAL\
Method File : P16_pcb_04_09_19_ugL_ICAL.m
Title : pcb
Last Update : Tue Apr 09 11:45:14 2019
Response Via : Initial Calibration

Calibration Files
1 =16190409ical-15.d 2 =16190409ical-16.d 3 =16190409ical-17.d 4 =16190409ical-18.d
5 =16190409ical-19.d 6 =16190409ical-20.d

		Compound	1	2	3	4	5	6	Avg	%RSD
1)	i	1660_1br2nb	----------ISTD----------							
2)	s	2,4,5,6-Tetra...	1.176	1.122	1.108	1.126	1.089	1.034	1.109	4.23
3)	s	Decachlorobip...	0.819	0.737	0.701	0.757	0.719	0.676	0.735	6.79
4)	l1	1016-1	0.023	0.020	0.018	0.018	0.016	0.016	0.018	14.25
5)	l1	1016-2	0.050	0.041	0.039	0.038	0.036	0.034	0.040	14.64
6)	l1	1016-3	0.054	0.050	0.049	0.049	0.047	0.043	0.049	7.59
7)	l1	1016-4	0.042	0.036	0.034	0.033	0.032	0.030	0.035	11.83
8)	l1	1016-5	0.032	0.028	0.026	0.026	0.025	0.025	0.027	10.32
9)	l2	1260-1	0.060	0.051	0.049	0.049	0.048	0.045	0.050	9.97
10)	l2	1260-2	0.088	0.077	0.075	0.075	0.072	0.068	0.076	8.78
11)	l2	1260-3	0.053	0.048	0.048	0.048	0.047	0.045	0.048	5.30
12)	l2	1260-4	0.109	0.111	0.105	0.111	0.100	0.104	0.107	4.00
13)	l2	1260-5	0.079	0.073	0.073	0.074	0.073	0.070	0.074	4.03
14)	i	2154_1br2nb	----------ISTD----------							
15)	l3	1221-2	0.012	0.010	0.010	0.010	0.009	0.009	0.010	12.38
16)	l3	1221-3	0.008	0.007	0.006	0.006	0.006	0.005	0.006	13.40
17)	l3	1221-4	0.029	0.024	0.024	0.022	0.021	0.019	0.023	13.49
18)	l4	1254-1	0.041	0.035	0.035	0.034	0.033	0.031	0.035	9.65
19)	l4	1254-2	0.048	0.037	0.036	0.036	0.036	0.034	0.038	13.36
20)	l4	1254-3	0.071	0.061	0.062	0.061	0.060	0.056	0.062	7.82
21)	l4	1254-4	0.054	0.047	0.048	0.047	0.047	0.044	0.048	6.59
22)	l4	1254-5	0.069	0.063	0.063	0.063	0.064	0.059	0.064	5.04
23)	i	4268_1br2nb	----------ISTD----------							
24)	l6	1242-1	0.014	0.013	0.013	0.013	0.013	0.012	0.013	6.41
25)	l6	1242-2	0.033	0.028	0.028	0.029	0.030	0.027	0.029	6.77
26)	l6	1242-3	0.034	0.032	0.033	0.036	0.038	0.035	0.035	5.34
27)	l6	1242-4	0.022	0.019	0.020	0.020	0.021	0.020	0.020	4.80
28)	l6	1242-5	0.020	0.019	0.017	0.020	0.021	0.020	0.020	6.86
29)	l9	1268-1	0.125	0.120	0.120	0.134	0.134	0.120	0.125	5.57

Method Path : I:\Pest16\190409ICAL\
Method File : P16_pcb_04_09_19_ugL_ICAL.m
Title : pcb
Last Update : Tue Apr 09 11:45:14 2019
Response Via : Initial Calibration

Calibration Files
1 =16190409ical-15.d 2 =16190409ical-16.d 3 =16190409ical-17.d 4 =16190409ical-18.d
5 =16190409ical-19.d 6 =16190409ical-20.d

		Compound	1	2	3	4	5	6	Avg	%RSD
30)	l9	1268-2	0.125	0.126	0.126	0.141	0.145	0.131	0.132	6.54
31)	l9	1268-3	0.085	0.081	0.080	0.091	0.094	0.087	0.086	6.49
32)	l9	1268-4	0.038	0.038	0.038	0.043	0.046	0.044	0.041	9.02
33)	l9	1268-5	0.232	0.230	0.231	0.255	0.254	0.221	0.237	5.81
34)	i	1248_1br2nb	----------ISTD----------							
35)	l7	1248-1	0.032	0.030	0.028	0.027	0.027	0.026	0.028	7.51
36)	l7	1248-2	0.037	0.035	0.033	0.033	0.032	0.032	0.034	5.82
37)	l7	1248-3	0.041	0.040	0.039	0.038	0.038	0.037	0.039	4.07
38)	l7	1248-4	0.033	0.033	0.032	0.032	0.032	0.031	0.032	2.58
39)	l7	1248-5	0.066	0.063	0.061	0.062	0.061	0.060	0.062	3.11
40)	i	3262_1br2nb	----------ISTD----------							
41)	l5	1232-1	0.021	0.019	0.021	0.020	0.019	0.018	0.020	7.21
42)	l5	1232-2	0.021	0.018	0.019	0.018	0.018	0.017	0.019	7.64
43)	l5	1232-3	0.022	0.021	0.024	0.023	0.023	0.022	0.023	5.62
44)	l5	1232-4	0.013	0.012	0.012	0.012	0.012	0.012	0.012	5.87
45)	l5	1232-5	0.012	0.011	0.012	0.012	0.012	0.012	0.012	4.73
46)	l8	1262-1	0.052	0.048	0.053	0.052	0.052	0.050	0.051	3.85
47)	l8	1262-2	0.065	0.059	0.067	0.066	0.065	0.063	0.064	4.38
48)	l8	1262-3	0.056	0.053	0.061	0.060	0.060	0.057	0.058	5.18
49)	l8	1262-4	0.114	0.112	0.130	0.130	0.124	0.117	0.121	6.46
50)	l8	1262-5	0.044	0.041	0.046	0.047	0.047	0.046	0.045	5.24

Signal #2 Calibration Files
1 =16190409ical-15.d 2 =16190409ical-16.d 3 =16190409ical-17.d 4 =16190409ical-18.d
5 =16190409ical-19.d 6 =16190409ical-20.d

		Compound	1	2	3	4	5	6	Avg	%RSD
1)	i	1660_1br2nb	----------ISTD----------							
2)	s	2,4,5,6-Tetra...	1.142	1.089	1.090	1.119	1.088	1.072	1.100	2.32

Response Factor Report PEST16

Method Path : I:\Pest16\190409ICAL\
Method File : P16_pcb_04_09_19_ugL_ICAL.m
Title : pcb
Last Update : Tue Apr 09 11:45:14 2019
Response Via : Initial Calibration

Calibration Files
1 =16190409ical-15.d 2 =16190409ical-16.d 3 =16190409ical-17.d 4 =16190409ical-18.d
5 =16190409ical-19.d 6 =16190409ical-20.d

		Compound	1	2	3	4	5	6	Avg	%RSD
3)	s	Decachlorobip...	0.738	0.645	0.644	0.655	0.651	0.656	0.665	5.42
4)	l1	1016-1	0.020	0.018	0.018	0.017	0.016	0.016	0.018	8.38
5)	l1	1016-2	0.051	0.043	0.041	0.040	0.038	0.037	0.042	12.32
6)	l1	1016-3	0.050	0.045	0.046	0.047	0.045	0.045	0.046	4.30
7)	l1	1016-4	0.032	0.028	0.029	0.029	0.028	0.028	0.029	5.03
8)	l1	1016-5	0.025	0.024	0.024	0.025	0.025	0.025	0.025	2.29
9)	l2	1260-1	0.054	0.048	0.048	0.049	0.046	0.047	0.049	5.96
10)	l2	1260-2	0.059	0.054	0.055	0.056	0.054	0.054	0.055	3.84
11)	l2	1260-3	0.043	0.042	0.043	0.045	0.044	0.045	0.044	2.75
12)	l2	1260-4	0.097	0.092	0.096	0.090	0.089	0.090	0.092	3.37
13)	l2	1260-5	0.052	0.050	0.054	0.055	0.056	0.059	0.054	6.19
14)	i	2154_1br2nb	----------ISTD----------							
15)	l3	1221-2	0.010	0.010	0.010	0.009	0.009	0.009	0.010	5.76
16)	l3	1221-3	0.007	0.006	0.006	0.006	0.006	0.005	0.006	9.74
17)	l3	1221-4	0.026	0.023	0.023	0.022	0.022	0.020	0.023	8.14
18)	l4	1254-1	0.041	0.038	0.037	0.037	0.037	0.035	0.037	5.22
19)	l4	1254-2	0.034	0.030	0.030	0.030	0.031	0.030	0.031	4.86
20)	l4	1254-3	0.064	0.060	0.060	0.061	0.062	0.060	0.061	2.73
21)	l4	1254-4	0.038	0.037	0.037	0.037	0.038	0.037	0.037	1.62
22)	l4	1254-5	0.047	0.055	0.055	0.056	0.058	0.056	0.055	7.54
23)	i	4268_1br2nb	----------ISTD----------							
24)	l6	1242-1	0.014	0.012	0.012	0.013	0.013	0.013	0.013	6.11
25)	l6	1242-2	0.033	0.029	0.028	0.031	0.031	0.030	0.030	6.00
26)	l6	1242-3	0.032	0.030	0.030	0.035	0.036	0.035	0.033	8.49
27)	l6	1242-4	0.018	0.016	0.017	0.020	0.020	0.020	0.018	9.17
28)	l6	1242-5	0.013	0.013	0.014	0.016	0.017	0.017	0.015	13.59
29)	l9	1268-1	0.099	0.095	0.098	0.116	0.121	0.118	0.108	10.87
30)	l9	1268-2	0.132	0.123	0.122	0.139	0.143	0.137	0.133	6.38
31)	l9	1268-3	0.074	0.071	0.072	0.083	0.087	0.086	0.079	9.56
32)	l9	1268-4	0.033	0.033	0.033	0.036	0.040	0.040	0.036	9.99
33)	l9	1268-5	0.214	0.204	0.207	0.240	0.245	0.233	0.224	7.96

Method Path : I:\Pest16\190409ICAL\
Method File : P16_pcb_04_09_19_ugL_ICAL.m
Title : pcb
Last Update : Tue Apr 09 11:45:14 2019
Response Via : Initial Calibration

Calibration Files
1 =16190409ical-15.d 2 =16190409ical-16.d 3 =16190409ical-17.d 4 =16190409ical-18.d
5 =16190409ical-19.d 6 =16190409ical-20.d

	Compound	1	2	3	4	5	6	Avg	%RSD
34) i	1248_1br2nb	----------ISTD----------							
35) l7	1248-1	0.028	0.026	0.025	0.025	0.025	0.025	0.026	4.94
36) l7	1248-2	0.032	0.030	0.030	0.030	0.031	0.031	0.031	2.49
37) l7	1248-3	0.030	0.028	0.028	0.030	0.031	0.032	0.030	4.81
38) l7	1248-4	0.038	0.038	0.036	0.037	0.038	0.038	0.037	1.93
39) l7	1248-5	0.039	0.033	0.031	0.031	0.032	0.033	0.033	8.58
40) i	3262_1br2nb	----------ISTD----------							
41) l5	1232-1	0.020	0.018	0.020	0.019	0.019	0.019	0.019	3.23
42) l5	1232-2	0.021	0.019	0.020	0.019	0.020	0.019	0.020	3.84
43) l5	1232-3	0.022	0.019	0.021	0.022	0.023	0.023	0.021	5.98
44) l5	1232-4	0.009	0.010	0.011	0.011	0.011	0.012	0.011	9.84
45) l5	1232-5	0.008	0.007	0.008	0.009	0.010	0.010	0.009	10.70
46) l8	1262-1	0.046	0.038	0.041	0.042	0.044	0.043	0.042	6.51
47) l8	1262-2	0.054	0.050	0.058	0.060	0.062	0.061	0.058	7.99
48) l8	1262-3	0.048	0.046	0.051	0.054	0.056	0.055	0.052	7.99
49) l8	1262-4	0.093	0.090	0.101	0.105	0.109	0.101	0.100	7.30
50) l8	1262-5	0.057	0.054	0.061	0.065	0.070	0.070	0.063	10.56

(#) = Out of Range

Quantitation Report (QT Reviewed)

Data Path : I:\Pest16\190409ICAL\
Data File : 16190409ical-03.d
Signal(s) : Signal #1: ECD1A.ch Signal #2: ECD2B.ch
Acq On : 9 Apr 2019 2:06 am
Operator : pest16:kb
Sample : il14268,42e,,9019 (Sig #1); il4268,42e,,9019 (Sig #2)
Misc : wg1224427,
ALS Vial : 2 Sample Multiplier: 1

Integration File signal 1: events.e
Integration File signal 2: events2.e
Quant Time: Apr 09 11:18:31 2019
Quant Method : I:\Pest16\190409ICAL\P16_pcb_04_09_19_ugL_ICAL.m
Quant Title : pcb
QLast Update : Tue Apr 09 11:17:37 2019
Response via : Initial Calibration
Integrator: ChemStation

Volume Inj. :
Signal #1 Phase : Signal #2 Phase:
Signal #1 Info : Signal #2 Info :

Sub List : Default - All compounds listed

	Compound	RT#1	RT#2	Resp#1	Resp#2	ug/l	ug/l
	Internal Standards						
1) i	1660_1br2nb	0.000	0.000	0	0	N.D. d	N.D. d
14) i	2154_1br2nb	0.000	0.000	0	0	N.D. d	N.D. d
23) i	4268_1br2nb	2.276	2.301	818.5E6	1381.5E6	250.000	250.000
34) i	1248_1br2nb	0.000	0.000	0	0	N.D. d	N.D. d
40) i	3262_1br2nb	0.000	0.000	0	0	N.D. d	N.D. d
	System Monitoring Compounds						
2) s	2,4,5,6-Tetr	0.000	0.000	0	0	N.D. d	N.D. d
Spiked Amount	500.000	Range	30 - 150	Recovery	=	0.00%#	0.00%#
3) s	Decachlorobi	0.000	0.000	0	0	N.D. d	N.D. d
Spiked Amount	500.000	Range	30 - 150	Recovery	=	0.00%#	0.00%#
	Target Compounds						
4) l1	1016-1	0.000	0.000	0	0	N.D. d	N.D. d
5) l1	1016-2	0.000	0.000	0	0	N.D. d	N.D. d
6) l1	1016-3	0.000	0.000	0	0	N.D. d	N.D. d
7) l1	1016-4	0.000	0.000	0	0	N.D. d	N.D. d
8) l1	1016-5	0.000	0.000	0	0	N.D. d	N.D. d
Sum	1016-1			0	0	N.D.	N.D.
Average	1016-1					0.000	0.000
9) l2	1260-1	0.000	0.000	0	0	N.D. d	N.D. d
10) l2	1260-2	0.000	0.000	0	0	N.D. d	N.D. d
11) l2	1260-3	0.000	0.000	0	0	N.D. d	N.D. d
12) l2	1260-4	0.000	0.000	0	0	N.D. d	N.D. d
13) l2	1260-5	0.000	0.000	0	0	N.D. d	N.D. d
Sum	1260-1			0	0	N.D.	N.D.
Average	1260-1					0.000	0.000
15) l3	1221-2	0.000	0.000	0	0	N.D. d	N.D. d
16) l3	1221-3	0.000	0.000	0	0	N.D. d	N.D. d
17) l3	1221-4	0.000	0.000	0	0	N.D. d	N.D. d

Quantitation Report (QT Reviewed)

Data Path : I:\Pest16\190409ICAL\
Data File : 16190409ical-03.d
Signal(s) : Signal #1: ECD1A.ch Signal #2: ECD2B.ch
Acq On : 9 Apr 2019 2:06 am
Operator : pest16:kb
Sample : il14268,42e,,9019 (Sig #1); il4268,42e,,9019 (Sig #2)
Misc : wg1224427,
ALS Vial : 2 Sample Multiplier: 1

Integration File signal 1: events.e
Integration File signal 2: events2.e
Quant Time: Apr 09 11:18:31 2019
Quant Method : I:\Pest16\190409ICAL\P16_pcb_04_09_19_ugL_ICAL.m
Quant Title : pcb
QLast Update : Tue Apr 09 11:17:37 2019
Response via : Initial Calibration
Integrator: ChemStation

Volume Inj. :
Signal #1 Phase : Signal #2 Phase:
Signal #1 Info : Signal #2 Info :

Sub List : Default - All compounds listed

	Compound	RT#1	RT#2	Resp#1	Resp#2	ug/l	ug/l	
Sum	1221-2			0	0	N.D.	N.D.	
Average	1221-2					0.000	0.000	
18) l4	1254-1	0.000	0.000	0	0	N.D. d	N.D. d	
19) l4	1254-2	0.000	0.000	0	0	N.D. d	N.D. d	
20) l4	1254-3	0.000	0.000	0	0	N.D. d	N.D. d	
21) l4	1254-4	0.000	0.000	0	0	N.D. d	N.D. d	
22) l4	1254-5	0.000	0.000	0	0	N.D. d	N.D. d	
Sum	1254-1			0	0	N.D.	N.D.	
Average	1254-1					0.000	0.000	
24) l6	1242-1	3.036	3.309	4741612	7656286	113.197	109.998	
25) l6	1242-2	3.298	3.635	10728294	18136740	115.567	110.605	
26) l6	1242-3	3.665	4.025	11196342	17777256	98.649	96.398	
27) l6	1242-4	4.102	4.516	7084460	9675049	108.568	94.404	
28) l6	1242-5	4.437	4.816	6524915	7147549	102.287	82.331	
Sum	1242-1			40275623	60392881	538.269	493.735	
Average	1242-1					107.654	98.747	
29) l9	1268-1	6.146	6.569	40875960	54498125	99.467	89.970	
30) l9	1268-2	6.173	6.602	40965659	72684692	93.537	98.901	
31) l9	1268-3	6.305	6.775	27733604	40938269	97.823	92.812	
32) l9	1268-4	6.541	6.958	12333655	18168840	90.175	89.803	
33) l9	1268-5	6.731	7.179	76071872	118.3E6	97.502	94.732	
Sum	1268-1			198.0E6	304.6E6	NoCal	NoCal	D
Average	1268-1					95.701	93.243	
35) l7	1248-1	0.000	0.000	0	0	N.D. d	N.D. d	
36) l7	1248-2	0.000	0.000	0	0	N.D. d	N.D. d	
37) l7	1248-3	0.000	0.000	0	0	N.D. d	N.D. d	
38) l7	1248-4	0.000	0.000	0	0	N.D. d	N.D. d	
39) l7	1248-5	0.000	0.000	0	0	N.D. d	N.D. d	
Sum	1248-1			0	0	N.D.	N.D.	

Quantitation Report (QT Reviewed)

Data Path : I:\Pest16\190409ICAL\
Data File : 16190409ical-03.d
Signal(s) : Signal #1: ECD1A.ch Signal #2: ECD2B.ch
Acq On : 9 Apr 2019 2:06 am
Operator : pest16:kb
Sample : il14268,42e,,9019 (Sig #1); il4268,42e,,9019 (Sig #2)
Misc : wg1224427,
ALS Vial : 2 Sample Multiplier: 1

Integration File signal 1: events.e
Integration File signal 2: events2.e
Quant Time: Apr 09 11:18:31 2019
Quant Method : I:\Pest16\190409ICAL\P16_pcb_04_09_19_ugL_ICAL.m
Quant Title : pcb
QLast Update : Tue Apr 09 11:17:37 2019
Response via : Initial Calibration
Integrator: ChemStation

Volume Inj. :
Signal #1 Phase : Signal #2 Phase:
Signal #1 Info : Signal #2 Info :

Sub List : Default - All compounds listed

	Compound	RT#1	RT#2	Resp#1	Resp#2	ug/l	ug/l
Average	1248-1					0.000	0.000
41) l5	1232-1	0.000	0.000	0	0	N.D. d	N.D. d
42) l5	1232-2	0.000	0.000	0	0	N.D. d	N.D. d
43) l5	1232-3	0.000	0.000	0	0	N.D. d	N.D. d
44) l5	1232-4	0.000	0.000	0	0	N.D. d	N.D. d
45) l5	1232-5	0.000	0.000	0	0	N.D. d	N.D. d
Sum	1232-1			0	0	N.D.	N.D.
Average	1232-1					0.000	0.000
46) l8	1262-1	0.000	0.000	0	0	N.D. d	N.D. d
47) l8	1262-2	0.000	0.000	0	0	N.D. d	N.D. d
48) l8	1262-3	0.000	0.000	0	0	N.D. d	N.D. d
49) l8	1262-4	0.000	0.000	0	0	N.D. d	N.D. d
50) l8	1262-5	0.000	0.000	0	0	N.D. d	N.D. d
Sum	1262-1			0	0	N.D.	N.D.
Average	1262-1					0.000	0.000

SemiQuant Compounds - Not Calibrated on this Instrument

Sum	1262-1			0	0	N.D.	N.D.
Average	1262-1					0.000	0.000

(f)=RT Delta > 1/2 Window (D)=Amounts differ by > 40% (m)=manual int.
(#)=Recovery Exceeds Compound Acceptance Limits.
(I,C,F) I=Interference, C=Coelluting Calibration Peak, F=Fails CC Criteria.

Sub List : Default - All compounds listed Reviewed)

Data Path : I:\Pest16\190409ICAL\
Data File : 16190409ical-03.d
Signal(s) : Signal #1: ECD1A.ch Signal #2: ECD2B.ch
Acq On : 9 Apr 2019 2:06 am
Operator : pest16:kb
Sample : il14268,42e,,9019 (Sig #1); il4268,42e,,9019 (Sig #2)
Misc : wg1224427,
ALS Vial : 2 Sample Multiplier: 1

Integration File signal 1: events.e
Integration File signal 2: events2.e
Quant Time: Apr 09 11:18:31 2019
Quant Method : I:\Pest16\190409ICAL\P16_pcb_04_09_19_ugL_ICAL.m
Quant Title : pcb
QLast Update : Tue Apr 09 11:17:37 2019
Response via : Initial Calibration
Integrator: ChemStation

Volume Inj. :
Signal #1 Phase : Signal #2 Phase:
Signal #1 Info : Signal #2 Info :

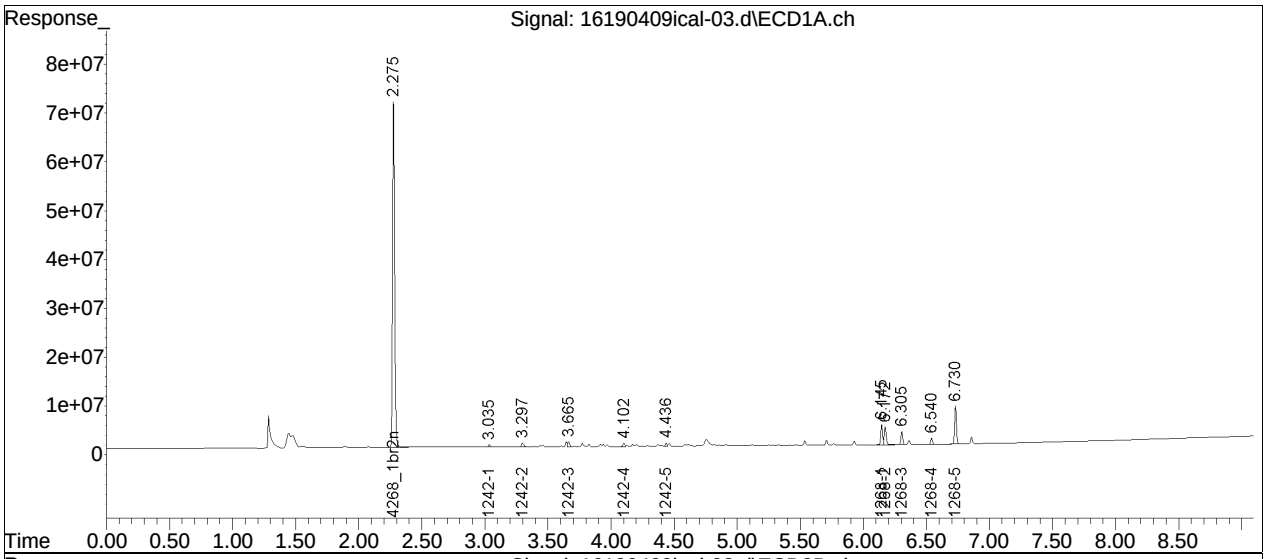

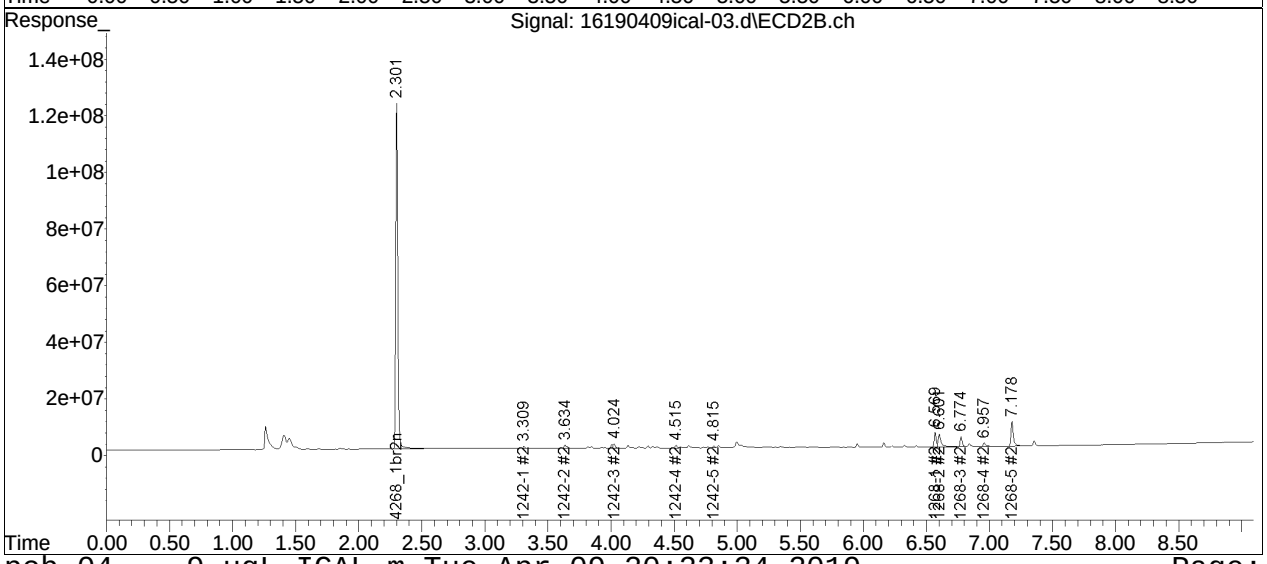

Manual Integration Report

Data Path	: I:\Pest16\190409ICAL\	QMethod	: P16_pcb_04_09_19_ugL_ICA
Data File	: 16190409ical-03.d	Operator	: pest16:kb
Date Inj'd	: 4/9/2019 2:06 am	Instrument	: PEST16
Sample	: il14268,42e,,9019	Quant Date	: 4/9/2019 11:17 am

There are no manual integrations or false positives in this file.

Quantitation Report (QT Reviewed)

Data Path : I:\Pest16\190409ICAL\
Data File : 16190409ical-04.d
Signal(s) : Signal #1: ECD1A.ch Signal #2: ECD2B.ch
Acq On : 9 Apr 2019 2:19 am
Operator : pest16:kb
Sample : il24268,42e,,9018 (Sig #1); i24268,42e,,9018 (Sig #2)
Misc : wg1224427,
ALS Vial : 3 Sample Multiplier: 1

Integration File signal 1: events.e
Integration File signal 2: events2.e
Quant Time: Apr 09 11:17:28 2019
Quant Method : I:\Pest16\190409ICAL\P16_pcb_04_09_19_ugL_ICAL.m
Quant Title : pcb
QLast Update : Tue Apr 09 11:16:38 2019
Response via : Initial Calibration
Integrator: ChemStation

Volume Inj. :
Signal #1 Phase : Signal #2 Phase:
Signal #1 Info : Signal #2 Info :

Sub List : Default - All compounds listed

	Compound	RT#1	RT#2	Resp#1	Resp#2	ug/l	ug/l
	Internal Standards						
1) i	1660_1br2nb	0.000	0.000	0	0	N.D. d	N.D. d
14) i	2154_1br2nb	0.000	0.000	0	0	N.D. d	N.D. d
23) i	4268_1br2nb	2.276	2.301	818.9E6	1423.5E6	250.000	250.000
34) i	1248_1br2nb	0.000	0.000	0	0	N.D. d	N.D. d
40) i	3262_1br2nb	0.000	0.000	0	0	N.D. d	N.D. d
	System Monitoring Compounds						
2) s	2,4,5,6-Tetr	0.000	0.000	0	0	N.D. d	N.D. d
Spiked Amount	500.000	Range	30 - 150	Recovery	=	0.00%#	0.00%#
3) s	Decachlorobi	0.000	0.000	0	0	N.D. d	N.D. d
Spiked Amount	500.000	Range	30 - 150	Recovery	=	0.00%#	0.00%#
	Target Compounds						
4) l1	1016-1	0.000	0.000	0	0	N.D. d	N.D. d
5) l1	1016-2	0.000	0.000	0	0	N.D. d	N.D. d
6) l1	1016-3	0.000	0.000	0	0	N.D. d	N.D. d
7) l1	1016-4	0.000	0.000	0	0	N.D. d	N.D. d
8) l1	1016-5	0.000	0.000	0	0	N.D. d	N.D. d
Sum	1016-1			0	0	N.D.	N.D.
Average	1016-1					0.000	0.000
9) l2	1260-1	0.000	0.000	0	0	N.D. d	N.D. d
10) l2	1260-2	0.000	0.000	0	0	N.D. d	N.D. d
11) l2	1260-3	0.000	0.000	0	0	N.D. d	N.D. d
12) l2	1260-4	0.000	0.000	0	0	N.D. d	N.D. d
13) l2	1260-5	0.000	0.000	0	0	N.D. d	N.D. d
Sum	1260-1			0	0	N.D.	N.D.
Average	1260-1					0.000	0.000
15) l3	1221-2	0.000	0.000	0	0	N.D. d	N.D. d
16) l3	1221-3	0.000	0.000	0	0	N.D. d	N.D. d
17) l3	1221-4	0.000	0.000	0	0	N.D. d	N.D. d

Quantitation Report (QT Reviewed)

Data Path : I:\Pest16\190409ICAL\
Data File : 16190409ical-04.d
Signal(s) : Signal #1: ECD1A.ch Signal #2: ECD2B.ch
Acq On : 9 Apr 2019 2:19 am
Operator : pest16:kb
Sample : il24268,42e,,9018 (Sig #1); i24268,42e,,9018 (Sig #2)
Misc : wg1224427,
ALS Vial : 3 Sample Multiplier: 1

Integration File signal 1: events.e
Integration File signal 2: events2.e
Quant Time: Apr 09 11:17:28 2019
Quant Method : I:\Pest16\190409ICAL\P16_pcb_04_09_19_ugL_ICAL.m
Quant Title : pcb
QLast Update : Tue Apr 09 11:16:38 2019
Response via : Initial Calibration
Integrator: ChemStation

Volume Inj. :
Signal #1 Phase : Signal #2 Phase:
Signal #1 Info : Signal #2 Info :

Sub List : Default - All compounds listed

	Compound	RT#1	RT#2	Resp#1	Resp#2	ug/l	ug/l	
Sum	1221-2			0	0	N.D.	N.D.	
Average	1221-2					0.000	0.000	
18) l4	1254-1	0.000	0.000	0	0	N.D. d	N.D. d	
19) l4	1254-2	0.000	0.000	0	0	N.D. d	N.D. d	
20) l4	1254-3	0.000	0.000	0	0	N.D. d	N.D. d	
21) l4	1254-4	0.000	0.000	0	0	N.D. d	N.D. d	
22) l4	1254-5	0.000	0.000	0	0	N.D. d	N.D. d	
Sum	1254-1			0	0	N.D.	N.D.	
Average	1254-1					0.000	0.000	
24) l6	1242-1	3.036	3.309	21018035	34273075	501.927	472.653	
25) l6	1242-2	3.298	3.634	45995896	81327470	494.081	476.890	
26) l6	1242-3	3.665	4.024	53073537	84706888	459.917	434.014	
27) l6	1242-4	4.102	4.515	31206343	46248339	472.818	424.780	
28) l6	1242-5	4.437	4.815	30430512	38116619	471.365	410.930	
Sum	1242-1			181.7E6	284.7E6	2400.108	2219.267	
Average	1242-1					480.022	443.853	
29) l9	1268-1	6.144	6.569	196.1E6	270.9E6	471.592	420.119	
30) l9	1268-2	6.172	6.601	207.0E6	351.1E6	466.106	455.295	
31) l9	1268-3	6.304	6.773	132.0E6	201.8E6	457.426	431.808	
32) l9	1268-4	6.539	6.956	61441702	93319047	437.855	436.224	
33) l9	1268-5	6.729	7.176	376.8E6	579.8E6	478.632	439.875	
Sum	1268-1			973.4E6	1496.8E6	NoCal	NoCal	D
Average	1268-1					462.322	436.664	
35) l7	1248-1	0.000	0.000	0	0	N.D. d	N.D. d	
36) l7	1248-2	0.000	0.000	0	0	N.D. d	N.D. d	
37) l7	1248-3	0.000	0.000	0	0	N.D. d	N.D. d	
38) l7	1248-4	0.000	0.000	0	0	N.D. d	N.D. d	
39) l7	1248-5	0.000	0.000	0	0	N.D. d	N.D. d	
Sum	1248-1			0	0	N.D.	N.D.	

Quantitation Report (QT Reviewed)

Data Path : I:\Pest16\190409ICAL\
Data File : 16190409ical-04.d
Signal(s) : Signal #1: ECD1A.ch Signal #2: ECD2B.ch
Acq On : 9 Apr 2019 2:19 am
Operator : pest16:kb
Sample : il24268,42e,,9018 (Sig #1); i24268,42e,,9018 (Sig #2)
Misc : wg1224427,
ALS Vial : 3 Sample Multiplier: 1

Integration File signal 1: events.e
Integration File signal 2: events2.e
Quant Time: Apr 09 11:17:28 2019
Quant Method : I:\Pest16\190409ICAL\P16_pcb_04_09_19_ugL_ICAL.m
Quant Title : pcb
QLast Update : Tue Apr 09 11:16:38 2019
Response via : Initial Calibration
Integrator: ChemStation

Volume Inj. :
Signal #1 Phase : Signal #2 Phase:
Signal #1 Info : Signal #2 Info :

Sub List : Default - All compounds listed

Compound	RT#1	RT#2	Resp#1	Resp#2	ug/l	ug/l
Average 1248-1					0.000	0.000
41) l5 1232-1	0.000	0.000	0	0	N.D. d	N.D. d
42) l5 1232-2	0.000	0.000	0	0	N.D. d	N.D. d
43) l5 1232-3	0.000	0.000	0	0	N.D. d	N.D. d
44) l5 1232-4	0.000	0.000	0	0	N.D. d	N.D. d
45) l5 1232-5	0.000	0.000	0	0	N.D. d	N.D. d
Sum 1232-1			0	0	N.D.	N.D.
Average 1232-1					0.000	0.000
46) l8 1262-1	0.000	0.000	0	0	N.D. d	N.D. d
47) l8 1262-2	0.000	0.000	0	0	N.D. d	N.D. d
48) l8 1262-3	0.000	0.000	0	0	N.D. d	N.D. d
49) l8 1262-4	0.000	0.000	0	0	N.D. d	N.D. d
50) l8 1262-5	0.000	0.000	0	0	N.D. d	N.D. d
Sum 1262-1			0	0	N.D.	N.D.
Average 1262-1					0.000	0.000

SemiQuant Compounds - Not Calibrated on this Instrument

Sum 1262-1			0	0	N.D.	N.D.
Average 1262-1					0.000	0.000

(f)=RT Delta > 1/2 Window (D)=Amounts differ by > 40% (m)=manual int.
(#)=Recovery Exceeds Compound Acceptance Limits.
(I,C,F) I=Interference, C=Coelluting Calibration Peak, F=Fails CC Criteria.

Sub List : Default - All compounds listed Reviewed)

Data Path : I:\Pest16\190409ICAL\
Data File : 16190409ical-04.d
Signal(s) : Signal #1: ECD1A.ch Signal #2: ECD2B.ch
Acq On : 9 Apr 2019 2:19 am
Operator : pest16:kb
Sample : il24268,42e,,9018 (Sig #1); i24268,42e,,9018 (Sig #2)
Misc : wg1224427,
ALS Vial : 3 Sample Multiplier: 1

Integration File signal 1: events.e
Integration File signal 2: events2.e
Quant Time: Apr 09 11:17:28 2019
Quant Method : I:\Pest16\190409ICAL\P16_pcb_04_09_19_ugL_ICAL.m
Quant Title : pcb
QLast Update : Tue Apr 09 11:16:38 2019
Response via : Initial Calibration
Integrator: ChemStation

Volume Inj. :
Signal #1 Phase : Signal #2 Phase:
Signal #1 Info : Signal #2 Info :

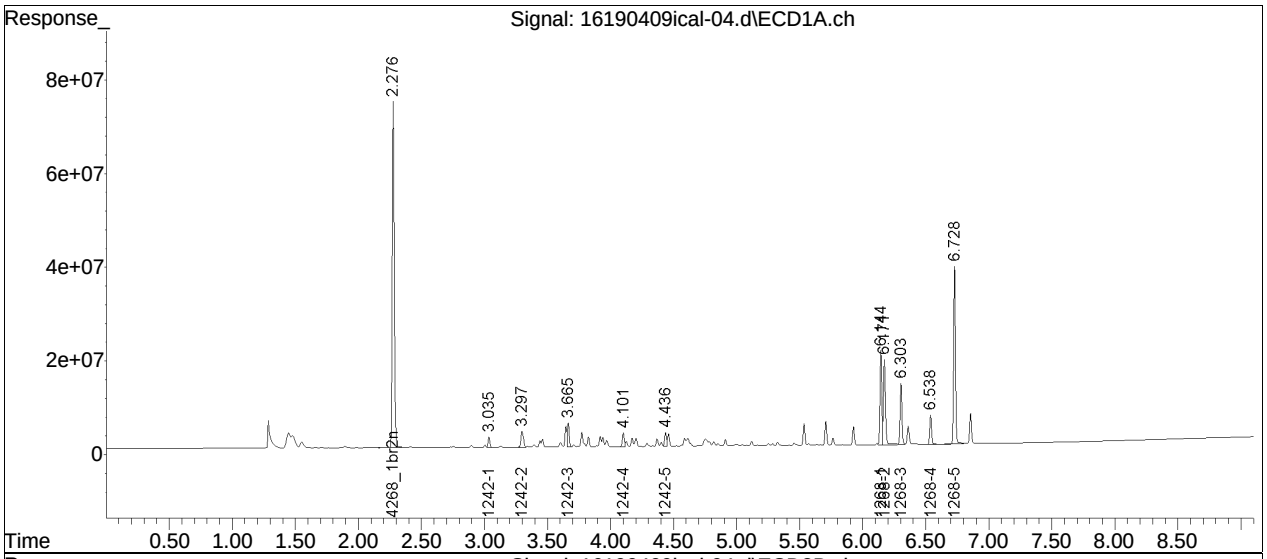

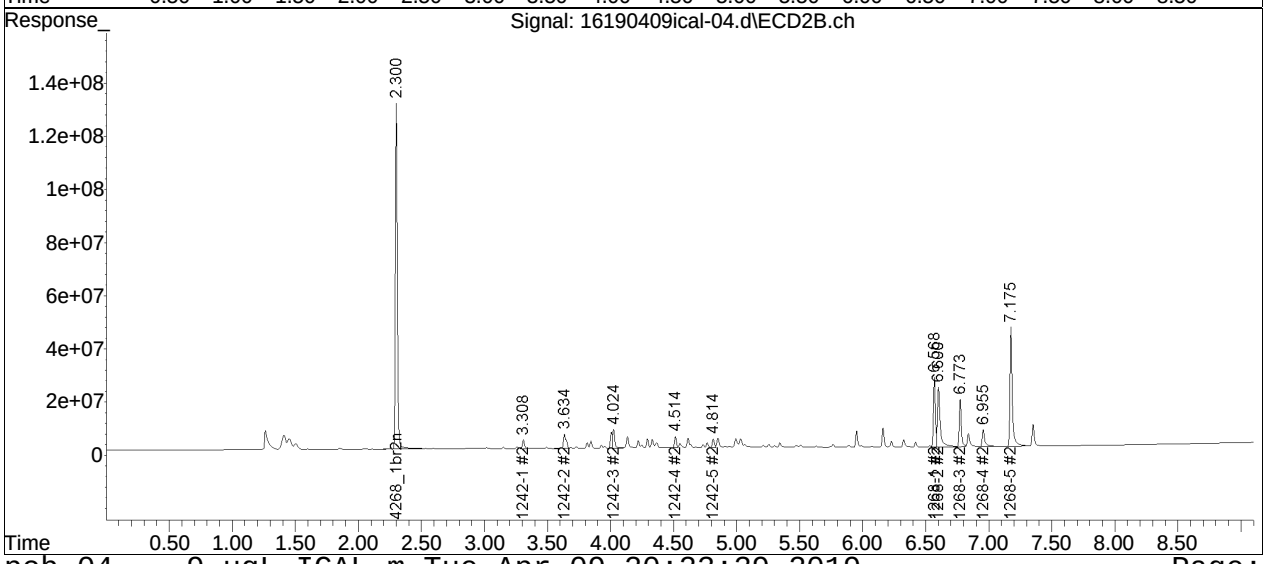

Manual Integration Report

Data Path	: I:\Pest16\190409ICAL\	QMethod	: P16_pcb_04_09_19_ugL_ICA
Data File	: 16190409ical-04.d	Operator	: pest16:kb
Date Inj'd	: 4/9/2019 2:19 am	Instrument	: PEST16
Sample	: il24268,42e,,9018	Quant Date	: 4/9/2019 11:16 am

There are no manual integrations or false positives in this file.

Quantitation Report (QT Reviewed)

Data Path : I:\Pest16\190409ICAL\
Data File : 16190409ical-05.d
Signal(s) : Signal #1: ECD1A.ch Signal #2: ECD2B.ch
Acq On : 9 Apr 2019 2:31 am
Operator : pest16:kb
Sample : il34268,42e,,9017 (Sig #1); i34268,42e,,9017 (Sig #2)
Misc : wg1224427,
ALS Vial : 4 Sample Multiplier: 1

Integration File signal 1: events.e
Integration File signal 2: events2.e
Quant Time: Apr 09 11:16:28 2019
Quant Method : I:\Pest16\190409ICAL\P16_pcb_04_09_19_ugL_ICAL.m
Quant Title : pcb
QLast Update : Tue Apr 09 11:13:16 2019
Response via : Initial Calibration
Integrator: ChemStation

Volume Inj. :
Signal #1 Phase : Signal #2 Phase:
Signal #1 Info : Signal #2 Info :

Sub List : Default - All compounds listed

	Compound	RT#1	RT#2	Resp#1	Resp#2	ug/l	ug/l
	Internal Standards						
1) i	1660_1br2nb	0.000	0.000	0	0	N.D. d	N.D. d
14) i	2154_1br2nb	0.000	0.000	0	0	N.D. d	N.D. d
23) i	4268_1br2nb	2.274	2.299	854.0E6	1466.9E6	250.000	250.000
34) i	1248_1br2nb	0.000	0.000	0	0	N.D. d	N.D. d
40) i	3262_1br2nb	0.000	0.000	0	0	N.D. d	N.D. d
	System Monitoring Compounds						
2) s	2,4,5,6-Tetr	0.000	0.000	0	0	N.D. d	N.D. d
Spiked Amount	500.000	Range	30 - 150	Recovery	=	0.00%#	0.00%#
3) s	Decachlorobi	0.000	0.000	0	0	N.D. d	N.D. d
Spiked Amount	500.000	Range	30 - 150	Recovery	=	0.00%#	0.00%#
	Target Compounds						
4) l1	1016-1	0.000	0.000	0	0	N.D. d	N.D. d
5) l1	1016-2	0.000	0.000	0	0	N.D. d	N.D. d
6) l1	1016-3	0.000	0.000	0	0	N.D. d	N.D. d
7) l1	1016-4	0.000	0.000	0	0	N.D. d	N.D. d
8) l1	1016-5	0.000	0.000	0	0	N.D. d	N.D. d
Sum	1016-1			0	0	N.D.	N.D.
Average	1016-1					0.000	0.000
9) l2	1260-1	0.000	0.000	0	0	N.D. d	N.D. d
10) l2	1260-2	0.000	0.000	0	0	N.D. d	N.D. d
11) l2	1260-3	0.000	0.000	0	0	N.D. d	N.D. d
12) l2	1260-4	0.000	0.000	0	0	N.D. d	N.D. d
13) l2	1260-5	0.000	0.000	0	0	N.D. d	N.D. d
Sum	1260-1			0	0	N.D.	N.D.
Average	1260-1					0.000	0.000
15) l3	1221-2	0.000	0.000	0	0	N.D. d	N.D. d
16) l3	1221-3	0.000	0.000	0	0	N.D. d	N.D. d
17) l3	1221-4	0.000	0.000	0	0	N.D. d	N.D. d

Quantitation Report (QT Reviewed)

Data Path : I:\Pest16\190409ICAL\
Data File : 16190409ical-05.d
Signal(s) : Signal #1: ECD1A.ch Signal #2: ECD2B.ch
Acq On : 9 Apr 2019 2:31 am
Operator : pest16:kb
Sample : il34268,42e,,9017 (Sig #1); i34268,42e,,9017 (Sig #2)
Misc : wg1224427,
ALS Vial : 4 Sample Multiplier: 1

Integration File signal 1: events.e
Integration File signal 2: events2.e
Quant Time: Apr 09 11:16:28 2019
Quant Method : I:\Pest16\190409ICAL\P16_pcb_04_09_19_ugL_ICAL.m
Quant Title : pcb
QLast Update : Tue Apr 09 11:13:16 2019
Response via : Initial Calibration
Integrator: ChemStation

Volume Inj. :
Signal #1 Phase : Signal #2 Phase:
Signal #1 Info : Signal #2 Info :

Sub List : Default - All compounds listed

	Compound	RT#1	RT#2	Resp#1	Resp#2	ug/l	ug/l	
Sum	1221-2			0	0	N.D.	N.D.	
Average	1221-2					0.000	0.000	
18) l4	1254-1	0.000	0.000	0	0	N.D. d	N.D. d	
19) l4	1254-2	0.000	0.000	0	0	N.D. d	N.D. d	
20) l4	1254-3	0.000	0.000	0	0	N.D. d	N.D. d	
21) l4	1254-4	0.000	0.000	0	0	N.D. d	N.D. d	
22) l4	1254-5	0.000	0.000	0	0	N.D. d	N.D. d	
Sum	1254-1			0	0	N.D.	N.D.	
Average	1254-1					0.000	0.000	
24) l6	1242-1	3.034	3.308	42708584	69433377	970.927	907.788	
25) l6	1242-2	3.297	3.633	96529652	163.6E6	992.455	910.135	
26) l6	1242-3	3.662	4.023	112.9E6	177.8E6	918.869M3	851.412	
27) l6	1242-4	4.099	4.514	67334421	99491817	971.296M3	854.518	
28) l6	1242-5	4.434	4.813	59688611	81458191	854.313M3	812.191	
Sum	1242-1			379.1E6	591.8E6	4707.861	4336.044	
Average	1242-1					941.572	867.209	
29) l9	1268-1	6.143	6.565	410.5E6	575.0E6	930.069	828.330	
30) l9	1268-2	6.170	6.598	429.2E6	718.7E6	904.347	876.661	
31) l9	1268-3	6.302	6.771	274.8E6	419.7E6	887.677	836.020	
32) l9	1268-4	6.537	6.952	130.7E6	195.4E6	862.681	854.220	
33) l9	1268-5	6.727	7.173	789.8E6	1216.5E6	949.929	865.447	
Sum	1268-1			2035.0E6	3125.5E6	NoCal	NoCal	D
Average	1268-1					906.941	852.136	
35) l7	1248-1	0.000	0.000	0	0	N.D. d	N.D. d	
36) l7	1248-2	0.000	0.000	0	0	N.D. d	N.D. d	
37) l7	1248-3	0.000	0.000	0	0	N.D. d	N.D. d	
38) l7	1248-4	0.000	0.000	0	0	N.D. d	N.D. d	
39) l7	1248-5	0.000	0.000	0	0	N.D. d	N.D. d	
Sum	1248-1			0	0	N.D.	N.D.	

Quantitation Report (QT Reviewed)

Data Path : I:\Pest16\190409ICAL\
Data File : 16190409ical-05.d
Signal(s) : Signal #1: ECD1A.ch Signal #2: ECD2B.ch
Acq On : 9 Apr 2019 2:31 am
Operator : pest16:kb
Sample : il34268,42e,,9017 (Sig #1); i34268,42e,,9017 (Sig #2)
Misc : wg1224427,
ALS Vial : 4 Sample Multiplier: 1

Integration File signal 1: events.e
Integration File signal 2: events2.e
Quant Time: Apr 09 11:16:28 2019
Quant Method : I:\Pest16\190409ICAL\P16_pcb_04_09_19_ugL_ICAL.m
Quant Title : pcb
QLast Update : Tue Apr 09 11:13:16 2019
Response via : Initial Calibration
Integrator: ChemStation

Volume Inj. :
Signal #1 Phase : Signal #2 Phase:
Signal #1 Info : Signal #2 Info :

Sub List : Default - All compounds listed

Compound	RT#1	RT#2	Resp#1	Resp#2	ug/l	ug/l
Average 1248-1					0.000	0.000
41) l5 1232-1	0.000	0.000	0	0	N.D. d	N.D. d
42) l5 1232-2	0.000	0.000	0	0	N.D. d	N.D. d
43) l5 1232-3	0.000	0.000	0	0	N.D. d	N.D. d
44) l5 1232-4	0.000	0.000	0	0	N.D. d	N.D. d
45) l5 1232-5	0.000	0.000	0	0	N.D. d	N.D. d
Sum 1232-1			0	0	N.D.	N.D.
Average 1232-1					0.000	0.000
46) l8 1262-1	0.000	0.000	0	0	N.D. d	N.D. d
47) l8 1262-2	0.000	0.000	0	0	N.D. d	N.D. d
48) l8 1262-3	0.000	0.000	0	0	N.D. d	N.D. d
49) l8 1262-4	0.000	0.000	0	0	N.D. d	N.D. d
50) l8 1262-5	0.000	0.000	0	0	N.D. d	N.D. d
Sum 1262-1			0	0	N.D.	N.D.
Average 1262-1					0.000	0.000

SemiQuant Compounds - Not Calibrated on this Instrument

Sum 1262-1			0	0	N.D.	N.D.
Average 1262-1					0.000	0.000

(f)=RT Delta > 1/2 Window (D)=Amounts differ by > 40% (m)=manual int.
(#)=Recovery Exceeds Compound Acceptance Limits.
(I,C,F) I=Interference, C=Coelluting Calibration Peak, F=Fails CC Criteria.

Sub List : Default - All compounds listed Reviewed)

Data Path : I:\Pest16\190409ICAL\
Data File : 16190409ical-05.d
Signal(s) : Signal #1: ECD1A.ch Signal #2: ECD2B.ch
Acq On : 9 Apr 2019 2:31 am
Operator : pest16:kb
Sample : il34268,42e,,9017 (Sig #1); i34268,42e,,9017 (Sig #2)
Misc : wg1224427,
ALS Vial : 4 Sample Multiplier: 1

Integration File signal 1: events.e
Integration File signal 2: events2.e
Quant Time: Apr 09 11:16:28 2019
Quant Method : I:\Pest16\190409ICAL\P16_pcb_04_09_19_ugL_ICAL.m
Quant Title : pcb
QLast Update : Tue Apr 09 11:13:16 2019
Response via : Initial Calibration
Integrator: ChemStation

Volume Inj. :
Signal #1 Phase : Signal #2 Phase:
Signal #1 Info : Signal #2 Info :

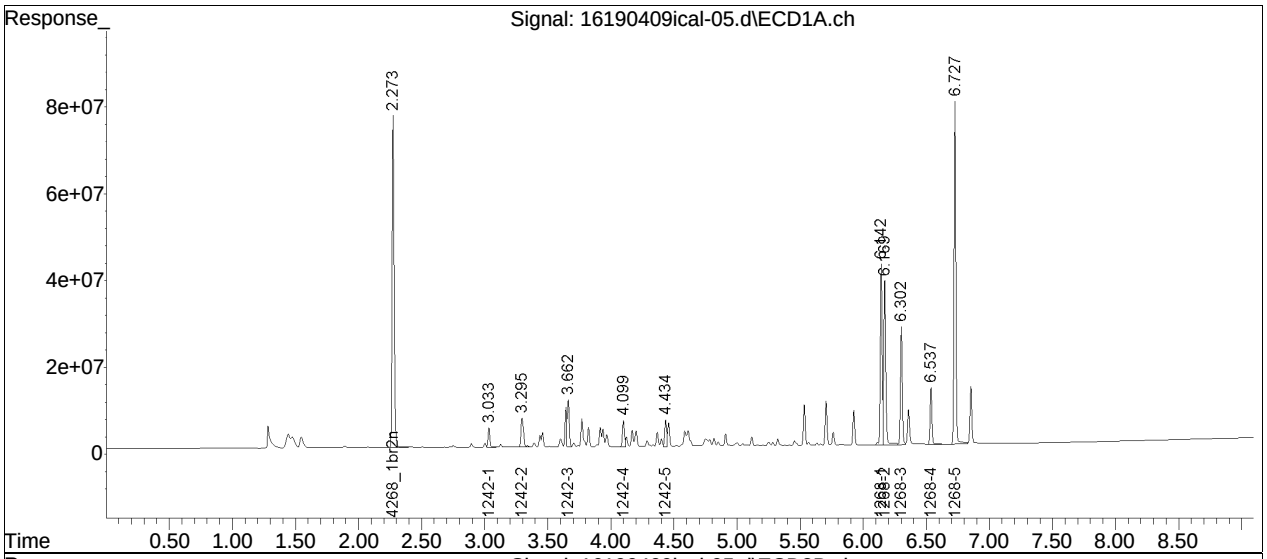

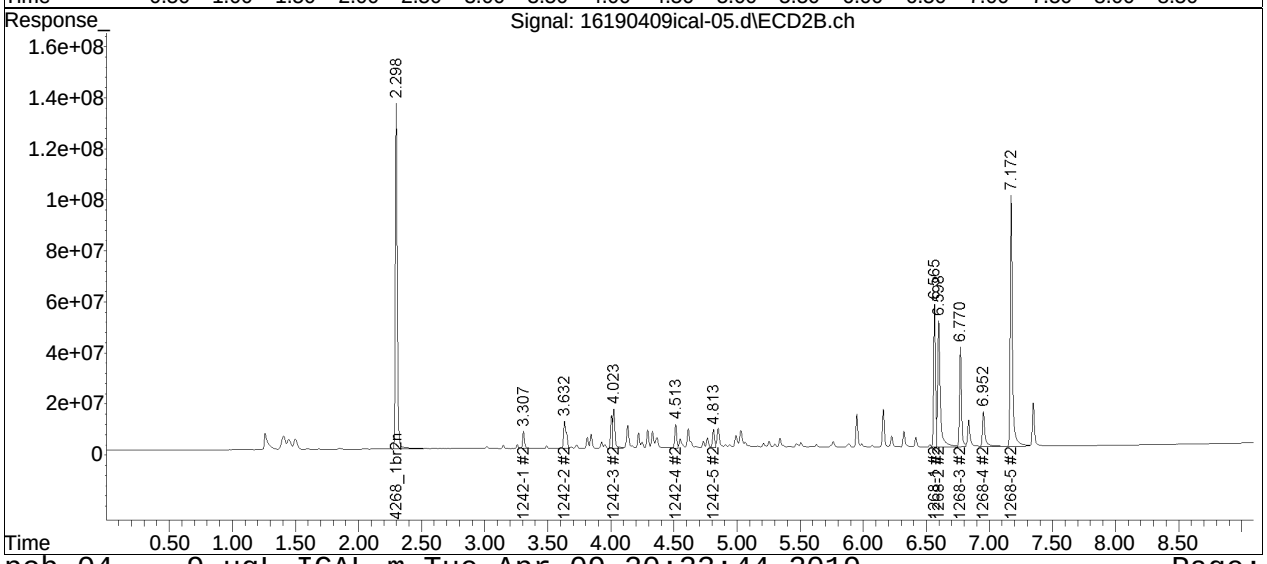

Manual Integration Report

Data Path	: I:\Pest16\190409ICAL\	QMethod	: P16_pcb_04_09_19_ugL_ICA
Data File	: 16190409ical-05.d	Operator	: pest16:kb
Date Inj'd	: 4/9/2019 2:31 am	Instrument	: PEST16
Sample	: il34268,42e,,9017	Quant Date	: 4/9/2019 11:15 am

Compound #26: 1242-3

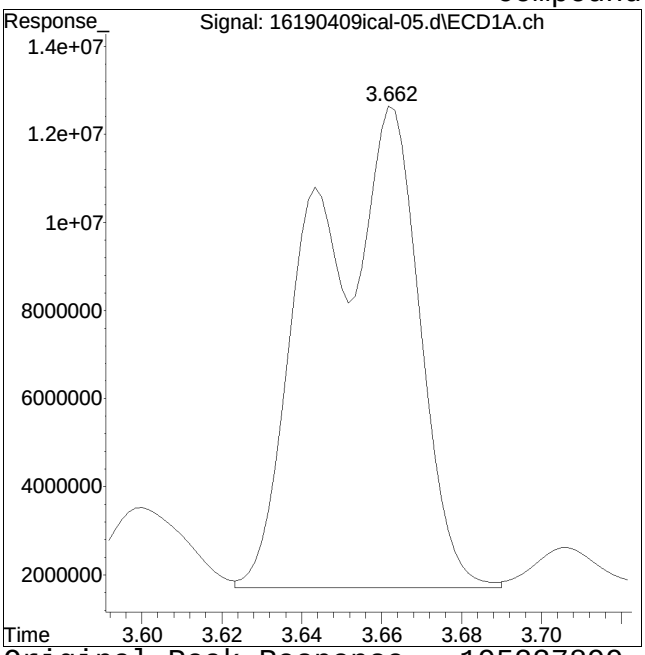

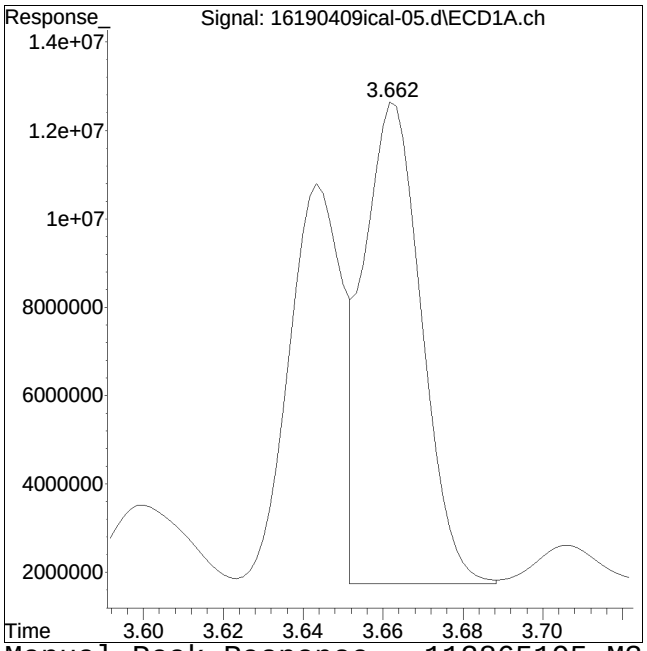

Original Peak Response = 195237899 Manual Peak Response = 112865195 M3
M3 = Misidentification of the peak (i.e. 1,4-dichlorobenzene identified as 1,3-dichlorobenzene), or misidentification from 2 partially resolved peaks not being split.

Manual Integration Report

Data Path	: I:\Pest16\190409ICAL\	QMethod	: P16_pcb_04_09_19_ugL_ICA
Data File	: 16190409ical-05.d	Operator	: pest16:kb
Date Inj'd	: 4/9/2019 2:31 am	Instrument	: PEST16
Sample	: il34268,42e,,9017	Quant Date	: 4/9/2019 11:15 am

Compound #27: 1242-4

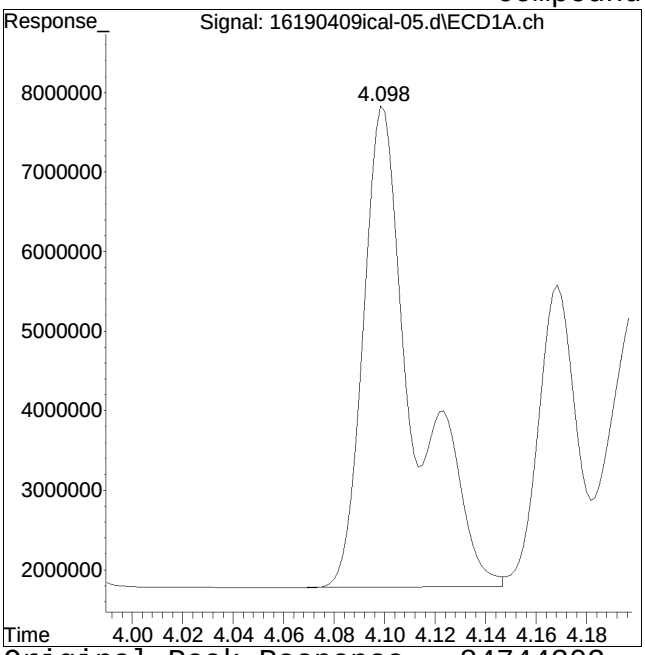

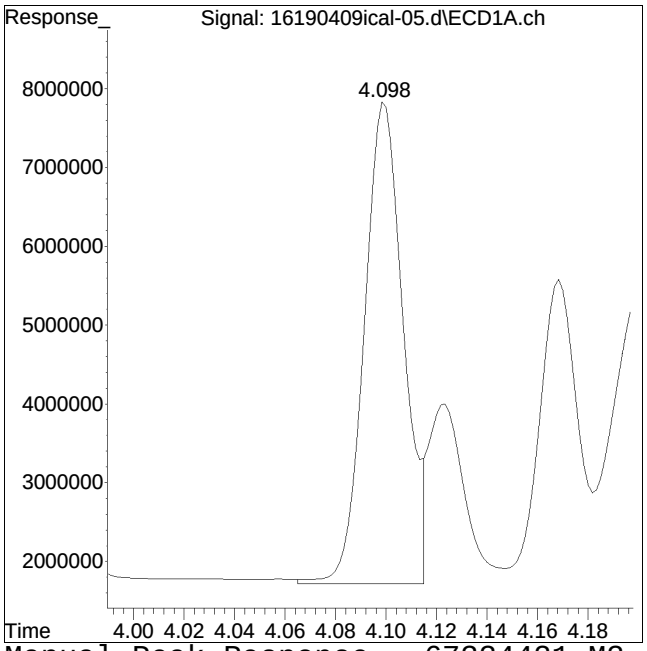

Original Peak Response = 84744302 Manual Peak Response = 67334421 M3

M3 = Misidentification of the peak (i.e. 1,4-dichlorobenzene identified as 1,3-dichlorobenzene), or misidentification from 2 partially resolved peaks not being split.

Manual Integration Report

Data Path	: I:\Pest16\190409ICAL\	QMethod	: P16_pcb_04_09_19_ugL_ICA
Data File	: 16190409ical-05.d	Operator	: pest16:kb
Date Inj'd	: 4/9/2019 2:31 am	Instrument	: PEST16
Sample	: il34268,42e,,9017	Quant Date	: 4/9/2019 11:15 am

Compound #28: 1242-5

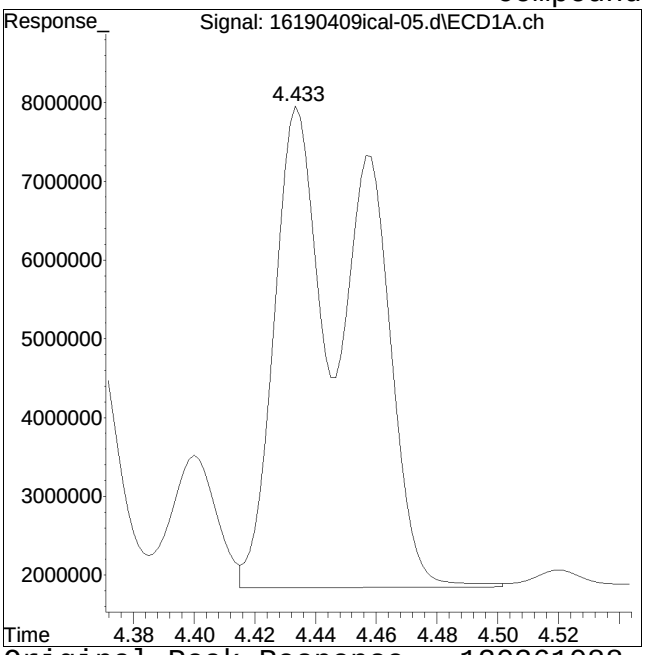

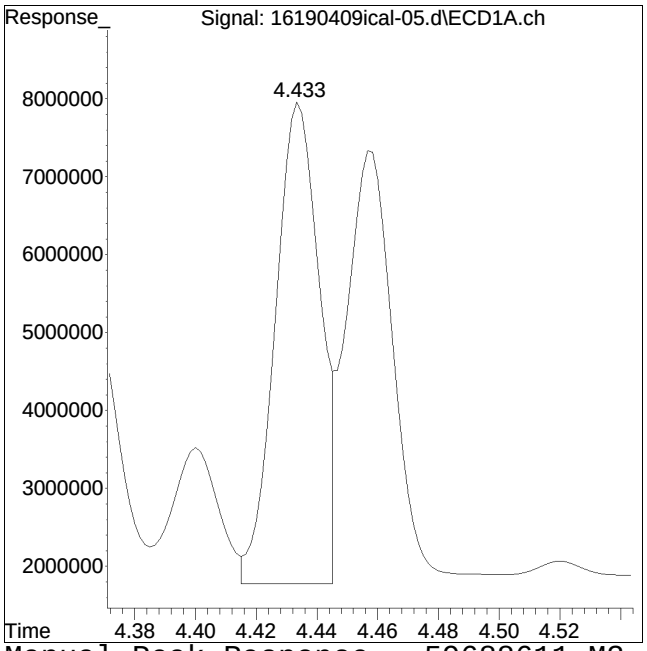

Original Peak Response = 120361088 Manual Peak Response = 59688611 M3
M3 = Misidentification of the peak (i.e. 1,4-dichlorobenzene identified as 1,3-dichlorobenzene), or misidentification from 2 partially resolved peaks not being split.

Quantitation Report (QT Reviewed)

Data Path : I:\Pest16\190409ICAL\
Data File : 16190409ical-06.d
Signal(s) : Signal #1: ECD1A.ch Signal #2: ECD2B.ch
Acq On : 9 Apr 2019 2:44 am
Operator : pest16:kb
Sample : il44268,42e,,9016 (Sig #1); i44268,42e,,9016 (Sig #2)
Misc : wg1224427,
ALS Vial : 5 Sample Multiplier: 1

Integration File signal 1: events.e
Integration File signal 2: events2.e
Quant Time: Apr 09 11:10:46 2019
Quant Method : I:\Pest16\190409ICAL\P16_pcb_04_09_19_ugL_ICAL.m
Quant Title : pcb
QLast Update : Tue Apr 09 11:09:49 2019
Response via : Initial Calibration
Integrator: ChemStation

Volume Inj. :
Signal #1 Phase : Signal #2 Phase:
Signal #1 Info : Signal #2 Info :

Sub List : Default - All compounds listed

	Compound	RT#1	RT#2	Resp#1	Resp#2	ug/l	ug/l
	Internal Standards						
1) i	1660_1br2nb	0.000	0.000	0	0	N.D. d	N.D. d
14) i	2154_1br2nb	0.000	0.000	0	0	N.D. d	N.D. d
23) i	4268_1br2nb	2.274	2.299	661.6E6	1118.1E6	250.000	250.000
34) i	1248_1br2nb	0.000	0.000	0	0	N.D. d	N.D. d
40) i	3262_1br2nb	0.000	0.000	0	0	N.D. d	N.D. d
	System Monitoring Compounds						
2) s	2,4,5,6-Tetr	0.000	0.000	0	0	N.D. d	N.D. d
Spiked Amount	500.000	Range	30 - 150	Recovery	=	0.00%#	0.00%#
3) s	Decachlorobi	0.000	0.000	0	0	N.D. d	N.D. d
Spiked Amount	500.000	Range	30 - 150	Recovery	=	0.00%#	0.00%#
	Target Compounds						
4) l1	1016-1	0.000	0.000	0	0	N.D. d	N.D. d
5) l1	1016-2	0.000	0.000	0	0	N.D. d	N.D. d
6) l1	1016-3	0.000	0.000	0	0	N.D. d	N.D. d
7) l1	1016-4	0.000	0.000	0	0	N.D. d	N.D. d
8) l1	1016-5	0.000	0.000	0	0	N.D. d	N.D. d
Sum	1016-1			0	0	N.D.	N.D.
Average	1016-1					0.000	0.000
9) l2	1260-1	0.000	0.000	0	0	N.D. d	N.D. d
10) l2	1260-2	0.000	0.000	0	0	N.D. d	N.D. d
11) l2	1260-3	0.000	0.000	0	0	N.D. d	N.D. d
12) l2	1260-4	0.000	0.000	0	0	N.D. d	N.D. d
13) l2	1260-5	0.000	0.000	0	0	N.D. d	N.D. d
Sum	1260-1			0	0	N.D.	N.D.
Average	1260-1					0.000	0.000
15) l3	1221-2	0.000	0.000	0	0	N.D. d	N.D. d
16) l3	1221-3	0.000	0.000	0	0	N.D. d	N.D. d
17) l3	1221-4	0.000	0.000	0	0	N.D. d	N.D. d

Quantitation Report (QT Reviewed)

Data Path : I:\Pest16\190409ICAL\
Data File : 16190409ical-06.d
Signal(s) : Signal #1: ECD1A.ch Signal #2: ECD2B.ch
Acq On : 9 Apr 2019 2:44 am
Operator : pest16:kb
Sample : il44268,42e,,9016 (Sig #1); i44268,42e,,9016 (Sig #2)
Misc : wg1224427,
ALS Vial : 5 Sample Multiplier: 1

Integration File signal 1: events.e
Integration File signal 2: events2.e
Quant Time: Apr 09 11:10:46 2019
Quant Method : I:\Pest16\190409ICAL\P16_pcb_04_09_19_ugL_ICAL.m
Quant Title : pcb
QLast Update : Tue Apr 09 11:09:49 2019
Response via : Initial Calibration
Integrator: ChemStation

Volume Inj. :
Signal #1 Phase : Signal #2 Phase:
Signal #1 Info : Signal #2 Info :

Sub List : Default - All compounds listed

	Compound	RT#1	RT#2	Resp#1	Resp#2	ug/l	ug/l
Sum	1221-2			0	0	N.D.	N.D.
Average	1221-2					0.000	0.000
18) l4	1254-1	0.000	0.000	0	0	N.D. d	N.D. d
19) l4	1254-2	0.000	0.000	0	0	N.D. d	N.D. d
20) l4	1254-3	0.000	0.000	0	0	N.D. d	N.D. d
21) l4	1254-4	0.000	0.000	0	0	N.D. d	N.D. d
22) l4	1254-5	0.000	0.000	0	0	N.D. d	N.D. d
Sum	1254-1			0	0	N.D.	N.D.
Average	1254-1					0.000	0.000
24) l6	1242-1	3.033	3.307	86960383	146.1E6	NoCal	NoCal
25) l6	1242-2	3.295	3.633	190.2E6	343.8E6	NoCal	NoCal
26) l6	1242-3	3.662	4.023	236.0E6	392.0E6	NoCal	NoCal
27) l6	1242-4	4.099	4.513	132.8E6	219.6E6	NoCal	NoCal
28) l6	1242-5	4.434	4.813	132.5E6	184.2E6	NoCal	NoCal
Sum	1242-1			0	0	N.D.	N.D.
Average	1242-1					0.000	0.000
29) l9	1268-1	6.142	6.566	885.4E6	1295.2E6	NoCal	NoCal
30) l9	1268-2	6.170	6.598	931.8E6	1555.4E6	NoCal	NoCal
31) l9	1268-3	6.302	6.771	601.6E6	930.8E6	NoCal	NoCal
32) l9	1268-4	6.537	6.953	286.9E6	406.5E6	NoCal	NoCal
33) l9	1268-5	6.727	7.173	1688.6E6	2683.6E6	NoCal	NoCal
Sum	1268-1			0	0	N.D.	N.D.
Average	1268-1					0.000	0.000
35) l7	1248-1	0.000	0.000	0	0	N.D. d	N.D. d
36) l7	1248-2	0.000	0.000	0	0	N.D. d	N.D. d
37) l7	1248-3	0.000	0.000	0	0	N.D. d	N.D. d
38) l7	1248-4	0.000	0.000	0	0	N.D. d	N.D. d
39) l7	1248-5	0.000	0.000	0	0	N.D. d	N.D. d
Sum	1248-1			0	0	N.D.	N.D.

Quantitation Report (QT Reviewed)

Data Path : I:\Pest16\190409ICAL\
Data File : 16190409ical-06.d
Signal(s) : Signal #1: ECD1A.ch Signal #2: ECD2B.ch
Acq On : 9 Apr 2019 2:44 am
Operator : pest16:kb
Sample : il44268,42e,,9016 (Sig #1); i44268,42e,,9016 (Sig #2)
Misc : wg1224427,
ALS Vial : 5 Sample Multiplier: 1

Integration File signal 1: events.e
Integration File signal 2: events2.e
Quant Time: Apr 09 11:10:46 2019
Quant Method : I:\Pest16\190409ICAL\P16_pcb_04_09_19_ugL_ICAL.m
Quant Title : pcb
QLast Update : Tue Apr 09 11:09:49 2019
Response via : Initial Calibration
Integrator: ChemStation

Volume Inj. :
Signal #1 Phase : Signal #2 Phase:
Signal #1 Info : Signal #2 Info :

Sub List : Default - All compounds listed

Compound	RT#1	RT#2	Resp#1	Resp#2	ug/l	ug/l
Average 1248-1					0.000	0.000
41) l5 1232-1	0.000	0.000	0	0	N.D. d	N.D. d
42) l5 1232-2	0.000	0.000	0	0	N.D. d	N.D. d
43) l5 1232-3	0.000	0.000	0	0	N.D. d	N.D. d
44) l5 1232-4	0.000	0.000	0	0	N.D. d	N.D. d
45) l5 1232-5	0.000	0.000	0	0	N.D. d	N.D. d
Sum 1232-1			0	0	N.D.	N.D.
Average 1232-1					0.000	0.000
46) l8 1262-1	0.000	0.000	0	0	N.D. d	N.D. d
47) l8 1262-2	0.000	0.000	0	0	N.D. d	N.D. d
48) l8 1262-3	0.000	0.000	0	0	N.D. d	N.D. d
49) l8 1262-4	0.000	0.000	0	0	N.D. d	N.D. d
50) l8 1262-5	0.000	0.000	0	0	N.D. d	N.D. d
Sum 1262-1			0	0	N.D.	N.D.
Average 1262-1					0.000	0.000

SemiQuant Compounds - Not Calibrated on this Instrument

Sum 1262-1			0	0	N.D.	N.D.
Average 1262-1					0.000	0.000

(f)=RT Delta > 1/2 Window (D)=Amounts differ by > 40% (m)=manual int.
(#)=Recovery Exceeds Compound Acceptance Limits.
(I,C,F) I=Interference, C=Coelluting Calibration Peak, F=Fails CC Criteria.

Sub List : Default - All compounds listed Reviewed)

Data Path : I:\Pest16\190409ICAL\
Data File : 16190409ical-06.d
Signal(s) : Signal #1: ECD1A.ch Signal #2: ECD2B.ch
Acq On : 9 Apr 2019 2:44 am
Operator : pest16:kb
Sample : il44268,42e,,9016 (Sig #1); i44268,42e,,9016 (Sig #2)
Misc : wg1224427,
ALS Vial : 5 Sample Multiplier: 1

Integration File signal 1: events.e
Integration File signal 2: events2.e
Quant Time: Apr 09 11:10:46 2019
Quant Method : I:\Pest16\190409ICAL\P16_pcb_04_09_19_ugL_ICAL.m
Quant Title : pcb
QLast Update : Tue Apr 09 11:09:49 2019
Response via : Initial Calibration
Integrator: ChemStation

Volume Inj. :
Signal #1 Phase : Signal #2 Phase:
Signal #1 Info : Signal #2 Info :

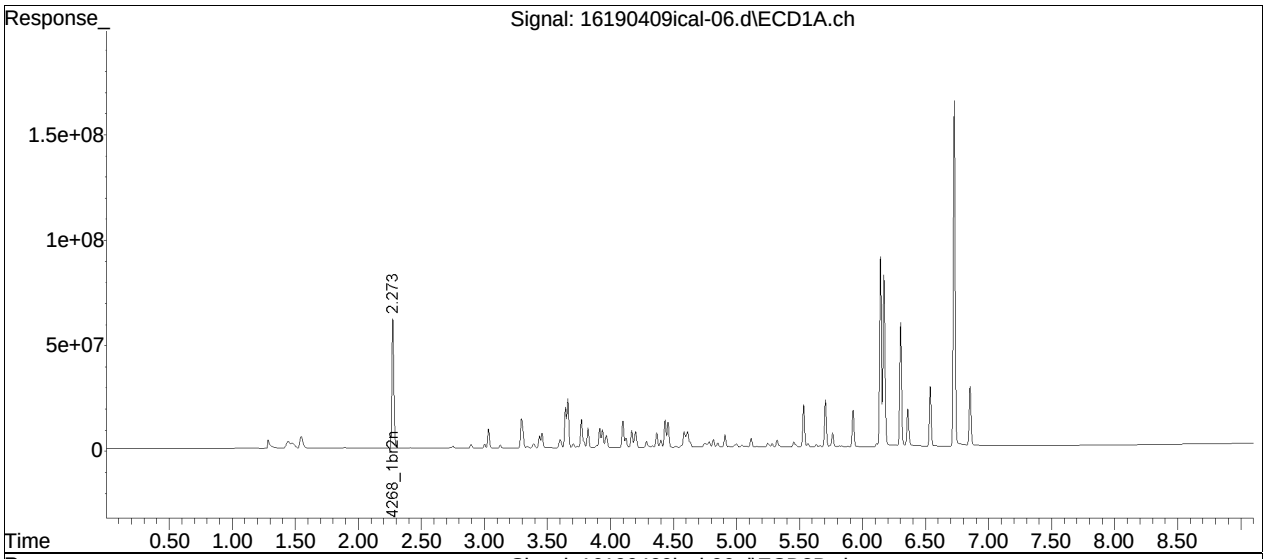

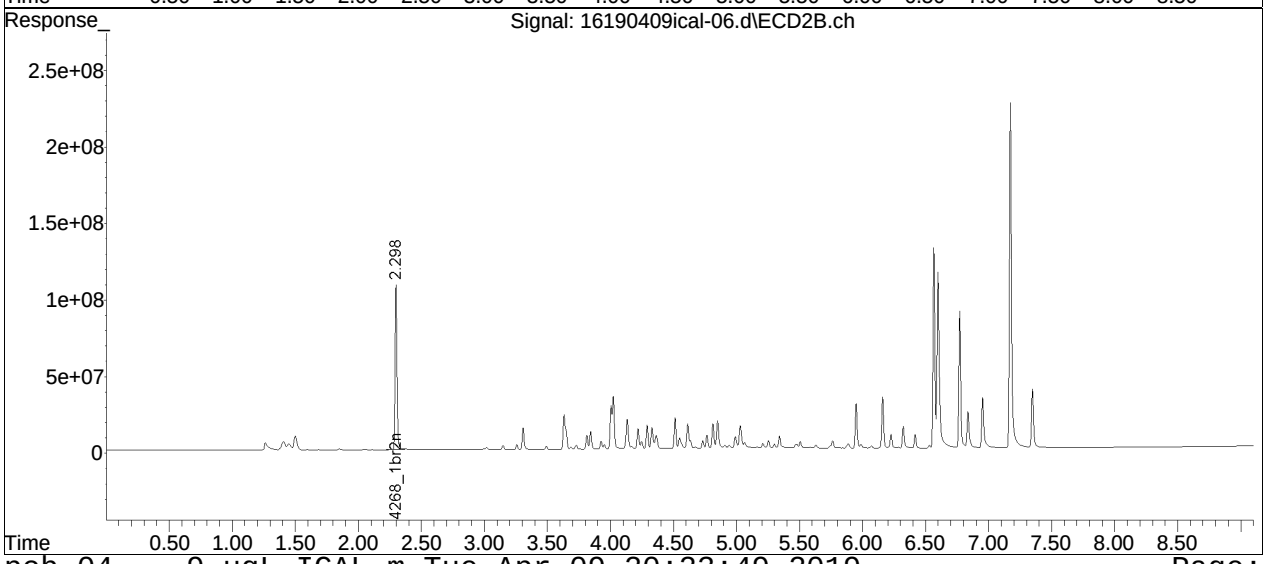

Manual Integration Report

Data Path	: I:\Pest16\190409ICAL\	QMethod	: P16_pcb_04_09_19_ugL_ICA
Data File	: 16190409ical-06.d	Operator	: pest16:kb
Date Inj'd	: 4/9/2019 2:44 am	Instrument	: PEST16
Sample	: il44268,42e,,9016	Quant Date	: 4/9/2019 11:10 am

There are no manual integrations or false positives in this file.

Quantitation Report (QT Reviewed)

Data Path : I:\Pest16\190409ICAL\
Data File : 16190409ical-07.d
Signal(s) : Signal #1: ECD1A.ch Signal #2: ECD2B.ch
Acq On : 9 Apr 2019 2:56 am
Operator : pest16:kb
Sample : il54268,42e,,9015 (Sig #1); i54268,42e,,9015 (Sig #2)
Misc : wg1224427,
ALS Vial : 6 Sample Multiplier: 1

Integration File signal 1: events.e
Integration File signal 2: events2.e
Quant Time: Apr 09 11:11:47 2019
Quant Method : I:\Pest16\190409ICAL\P16_pcb_04_09_19_ugL_ICAL.m
Quant Title : pcb
QLast Update : Tue Apr 09 11:10:55 2019
Response via : Initial Calibration
Integrator: ChemStation

Volume Inj. :
Signal #1 Phase : Signal #2 Phase:
Signal #1 Info : Signal #2 Info :

Sub List : Default - All compounds listed

	Compound	RT#1	RT#2	Resp#1	Resp#2	ug/l	ug/l
	Internal Standards						
1) i	1660_1br2nb	0.000	0.000	0	0	N.D. d	N.D. d
14) i	2154_1br2nb	0.000	0.000	0	0	N.D. d	N.D. d
23) i	4268_1br2nb	2.273	2.298	651.3E6	1124.6E6	250.000	250.000
34) i	1248_1br2nb	0.000	0.000	0	0	N.D. d	N.D. d
40) i	3262_1br2nb	0.000	0.000	0	0	N.D. d	N.D. d
	System Monitoring Compounds						
2) s	2,4,5,6-Tetr	0.000	0.000	0	0	N.D. d	N.D. d
Spiked Amount	500.000	Range	30 - 150	Recovery	=	0.00%#	0.00%#
3) s	Decachlorobi	0.000	0.000	0	0	N.D. d	N.D. d
Spiked Amount	500.000	Range	30 - 150	Recovery	=	0.00%#	0.00%#
	Target Compounds						
4) l1	1016-1	0.000	0.000	0	0	N.D. d	N.D. d
5) l1	1016-2	0.000	0.000	0	0	N.D. d	N.D. d
6) l1	1016-3	0.000	0.000	0	0	N.D. d	N.D. d
7) l1	1016-4	0.000	0.000	0	0	N.D. d	N.D. d
8) l1	1016-5	0.000	0.000	0	0	N.D. d	N.D. d
Sum	1016-1			0	0	N.D.	N.D.
Average	1016-1					0.000	0.000
9) l2	1260-1	0.000	0.000	0	0	N.D. d	N.D. d
10) l2	1260-2	0.000	0.000	0	0	N.D. d	N.D. d
11) l2	1260-3	0.000	0.000	0	0	N.D. d	N.D. d
12) l2	1260-4	0.000	0.000	0	0	N.D. d	N.D. d
13) l2	1260-5	0.000	0.000	0	0	N.D. d	N.D. d
Sum	1260-1			0	0	N.D.	N.D.
Average	1260-1					0.000	0.000
15) l3	1221-2	0.000	0.000	0	0	N.D. d	N.D. d
16) l3	1221-3	0.000	0.000	0	0	N.D. d	N.D. d
17) l3	1221-4	0.000	0.000	0	0	N.D. d	N.D. d

Quantitation Report (QT Reviewed)

Data Path : I:\Pest16\190409ICAL\
Data File : 16190409ical-07.d
Signal(s) : Signal #1: ECD1A.ch Signal #2: ECD2B.ch
Acq On : 9 Apr 2019 2:56 am
Operator : pest16:kb
Sample : il54268,42e,,9015 (Sig #1); i54268,42e,,9015 (Sig #2)
Misc : wg1224427,
ALS Vial : 6 Sample Multiplier: 1

Integration File signal 1: events.e
Integration File signal 2: events2.e
Quant Time: Apr 09 11:11:47 2019
Quant Method : I:\Pest16\190409ICAL\P16_pcb_04_09_19_ugL_ICAL.m
Quant Title : pcb
QLast Update : Tue Apr 09 11:10:55 2019
Response via : Initial Calibration
Integrator: ChemStation

Volume Inj. :
Signal #1 Phase : Signal #2 Phase:
Signal #1 Info : Signal #2 Info :

Sub List : Default - All compounds listed

	Compound	RT#1	RT#2	Resp#1	Resp#2	ug/l	ug/l	
Sum	1221-2			0	0	N.D.	N.D.	
Average	1221-2					0.000	0.000	
18) l4	1254-1	0.000	0.000	0	0	N.D. d	N.D. d	
19) l4	1254-2	0.000	0.000	0	0	N.D. d	N.D. d	
20) l4	1254-3	0.000	0.000	0	0	N.D. d	N.D. d	
21) l4	1254-4	0.000	0.000	0	0	N.D. d	N.D. d	
22) l4	1254-5	0.000	0.000	0	0	N.D. d	N.D. d	
Sum	1254-1			0	0	N.D.	N.D.	
Average	1254-1					0.000	0.000	
24) l6	1242-1	3.033	3.307	174.9E6	301.0E6	5107.004	5120.345	
25) l6	1242-2	3.295	3.632	384.7E6	703.2E6	5136.182	5083.151	
26) l6	1242-3	3.663	4.022	488.7E6	819.7E6	5258.890	5197.687	
27) l6	1242-4	4.099	4.513	275.0E6	458.0E6	5260.612	5183.876	
28) l6	1242-5	4.434	4.813	277.9E6	391.2E6	5326.205	5279.426	
Sum	1242-1			1601.2E6	2673.2E6	26088.893	25864.484	
Average	1242-1					5217.779	5172.897	
29) l9	1268-1	6.142	6.565	1749.3E6	2723.9E6	5017.463	5227.254	
30) l9	1268-2	6.169	6.598	1892.4E6	3212.8E6	5158.026	5133.914	
31) l9	1268-3	6.302	6.770	1230.0E6	1967.4E6	5191.885	5253.701	
32) l9	1268-4	6.536	6.952	599.2E6	908.4E6	5303.257	5554.266	
33) l9	1268-5	6.726	7.172	3302.8E6	5515.6E6	4967.540	5108.420	
Sum	1268-1			8773.7E6	14328.1E6	NoCal	NoCal	D
Average	1268-1					5127.634	5255.511	
35) l7	1248-1	0.000	0.000	0	0	N.D. d	N.D. d	
36) l7	1248-2	0.000	0.000	0	0	N.D. d	N.D. d	
37) l7	1248-3	0.000	0.000	0	0	N.D. d	N.D. d	
38) l7	1248-4	0.000	0.000	0	0	N.D. d	N.D. d	
39) l7	1248-5	0.000	0.000	0	0	N.D. d	N.D. d	
Sum	1248-1			0	0	N.D.	N.D.	

Quantitation Report (QT Reviewed)

Data Path : I:\Pest16\190409ICAL\
Data File : 16190409ical-07.d
Signal(s) : Signal #1: ECD1A.ch Signal #2: ECD2B.ch
Acq On : 9 Apr 2019 2:56 am
Operator : pest16:kb
Sample : il54268,42e,,9015 (Sig #1); i54268,42e,,9015 (Sig #2)
Misc : wg1224427,
ALS Vial : 6 Sample Multiplier: 1

Integration File signal 1: events.e
Integration File signal 2: events2.e
Quant Time: Apr 09 11:11:47 2019
Quant Method : I:\Pest16\190409ICAL\P16_pcb_04_09_19_ugL_ICAL.m
Quant Title : pcb
QLast Update : Tue Apr 09 11:10:55 2019
Response via : Initial Calibration
Integrator: ChemStation

Volume Inj. :
Signal #1 Phase : Signal #2 Phase:
Signal #1 Info : Signal #2 Info :

Sub List : Default - All compounds listed

Compound	RT#1	RT#2	Resp#1	Resp#2	ug/l	ug/l
Average 1248-1					0.000	0.000
41) l5 1232-1	0.000	0.000	0	0	N.D. d	N.D. d
42) l5 1232-2	0.000	0.000	0	0	N.D. d	N.D. d
43) l5 1232-3	0.000	0.000	0	0	N.D. d	N.D. d
44) l5 1232-4	0.000	0.000	0	0	N.D. d	N.D. d
45) l5 1232-5	0.000	0.000	0	0	N.D. d	N.D. d
Sum 1232-1			0	0	N.D.	N.D.
Average 1232-1					0.000	0.000
46) l8 1262-1	0.000	0.000	0	0	N.D. d	N.D. d
47) l8 1262-2	0.000	0.000	0	0	N.D. d	N.D. d
48) l8 1262-3	0.000	0.000	0	0	N.D. d	N.D. d
49) l8 1262-4	0.000	0.000	0	0	N.D. d	N.D. d
50) l8 1262-5	0.000	0.000	0	0	N.D. d	N.D. d
Sum 1262-1			0	0	N.D.	N.D.
Average 1262-1					0.000	0.000

SemiQuant Compounds - Not Calibrated on this Instrument

Sum 1262-1			0	0	N.D.	N.D.
Average 1262-1					0.000	0.000

(f)=RT Delta > 1/2 Window (D)=Amounts differ by > 40% (m)=manual int.
(#)=Recovery Exceeds Compound Acceptance Limits.
(I,C,F) I=Interference, C=Coelluting Calibration Peak, F=Fails CC Criteria.

Sub List : Default - All compounds listed Reviewed)

Data Path : I:\Pest16\190409ICAL\
Data File : 16190409ical-07.d
Signal(s) : Signal #1: ECD1A.ch Signal #2: ECD2B.ch
Acq On : 9 Apr 2019 2:56 am
Operator : pest16:kb
Sample : il54268,42e,,9015 (Sig #1); i54268,42e,,9015 (Sig #2)
Misc : wg1224427,
ALS Vial : 6 Sample Multiplier: 1

Integration File signal 1: events.e
Integration File signal 2: events2.e
Quant Time: Apr 09 11:11:47 2019
Quant Method : I:\Pest16\190409ICAL\P16_pcb_04_09_19_ugL_ICAL.m
Quant Title : pcb
QLast Update : Tue Apr 09 11:10:55 2019
Response via : Initial Calibration
Integrator: ChemStation

Volume Inj. :
Signal #1 Phase : Signal #2 Phase:
Signal #1 Info : Signal #2 Info :

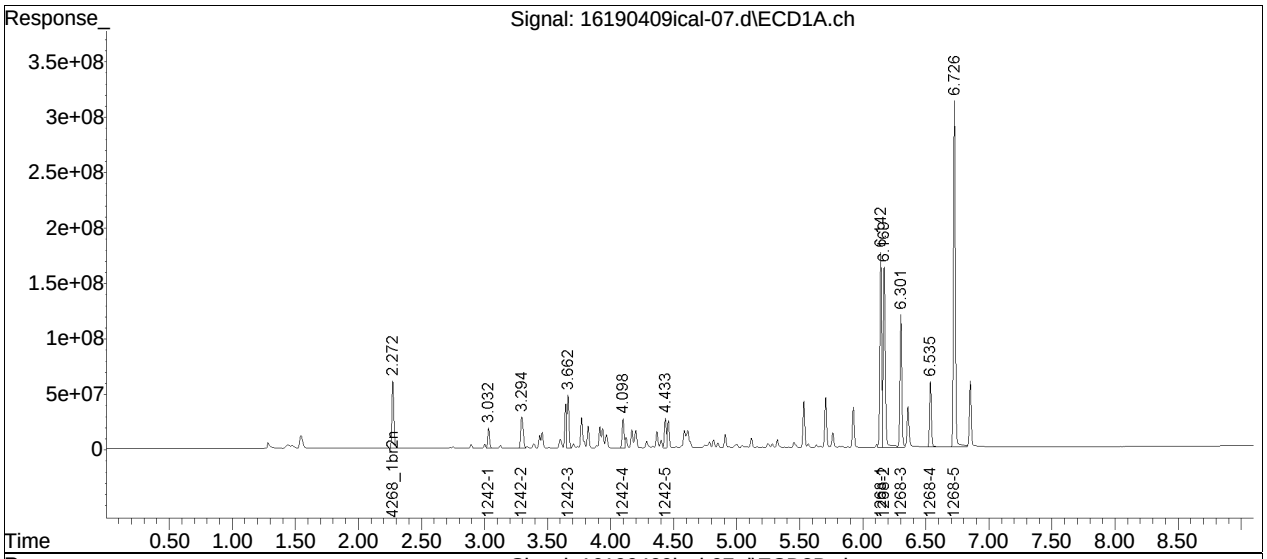

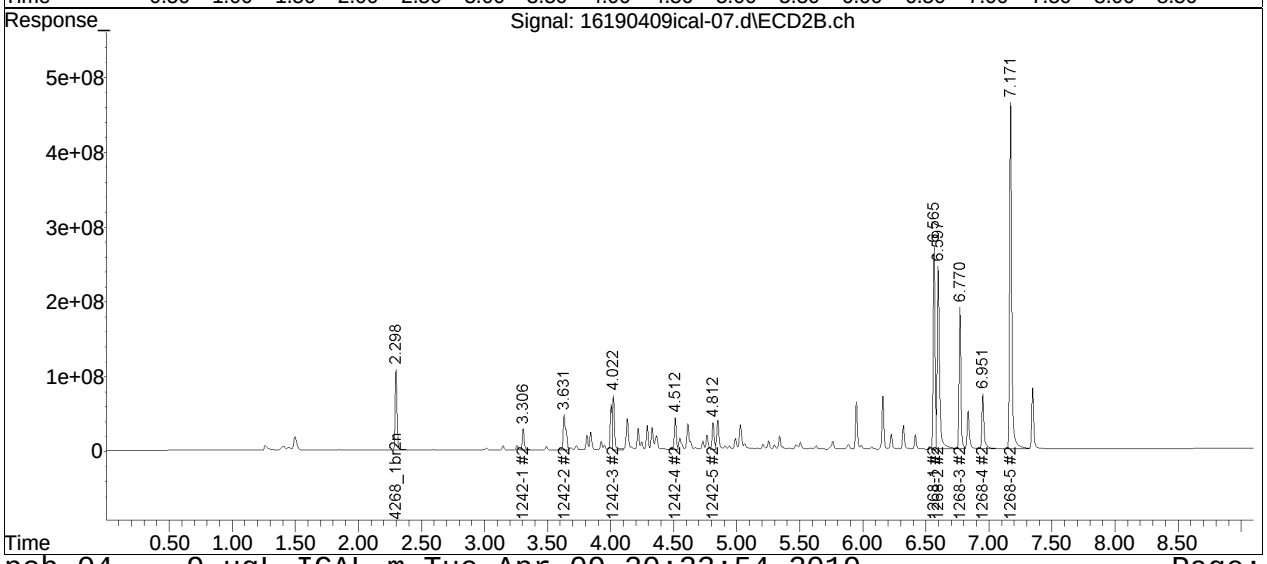

Manual Integration Report

Data Path	: I:\Pest16\190409ICAL\	QMethod	: P16_pcb_04_09_19_ugL_ICA
Data File	: 16190409ical-07.d	Operator	: pest16:kb
Date Inj'd	: 4/9/2019 2:56 am	Instrument	: PEST16
Sample	: il54268,42e,,9015	Quant Date	: 4/9/2019 11:11 am

There are no manual integrations or false positives in this file.

Quantitation Report (QT Reviewed)

Data Path : I:\Pest16\190409ICAL\
Data File : 16190409ical-08.d
Signal(s) : Signal #1: ECD1A.ch Signal #2: ECD2B.ch
Acq On : 9 Apr 2019 3:08 am
Operator : pest16:kb
Sample : il64268,42e,,9014 (Sig #1); i64268,42e,,9014 (Sig #2)
Misc : wg1224427,
ALS Vial : 7 Sample Multiplier: 1

Integration File signal 1: events.e
Integration File signal 2: events2.e
Quant Time: Apr 09 11:13:09 2019
Quant Method : I:\Pest16\190409ICAL\P16_pcb_04_09_19_ugL_ICAL.m
Quant Title : pcb
QLast Update : Tue Apr 09 11:11:56 2019
Response via : Initial Calibration
Integrator: ChemStation

Volume Inj. :
Signal #1 Phase : Signal #2 Phase:
Signal #1 Info : Signal #2 Info :

Sub List : Default - All compounds listed

	Compound	RT#1	RT#2	Resp#1	Resp#2	ug/l	ug/l
	Internal Standards						
1) i	1660_1br2nb	0.000	0.000	0	0	N.D. d	N.D. d
14) i	2154_1br2nb	0.000	0.000	0	0	N.D. d	N.D. d
23) i	4268_1br2nb	2.273	2.298	588.1E6	972.6E6	250.000	250.000
34) i	1248_1br2nb	0.000	0.000	0	0	N.D. d	N.D. d
40) i	3262_1br2nb	0.000	0.000	0	0	N.D. d	N.D. d
	System Monitoring Compounds						
2) s	2,4,5,6-Tetr	0.000	0.000	0	0	N.D. d	N.D. d
Spiked Amount	500.000	Range	30 - 150	Recovery	=	0.00%#	0.00%#
3) s	Decachlorobi	0.000	0.000	0	0	N.D. d	N.D. d
Spiked Amount	500.000	Range	30 - 150	Recovery	=	0.00%#	0.00%#
	Target Compounds						
4) l1	1016-1	0.000	0.000	0	0	N.D. d	N.D. d
5) l1	1016-2	0.000	0.000	0	0	N.D. d	N.D. d
6) l1	1016-3	0.000	0.000	0	0	N.D. d	N.D. d
7) l1	1016-4	0.000	0.000	0	0	N.D. d	N.D. d
8) l1	1016-5	0.000	0.000	0	0	N.D. d	N.D. d
Sum	1016-1			0	0	N.D.	N.D.
Average	1016-1					0.000	0.000
9) l2	1260-1	0.000	0.000	0	0	N.D. d	N.D. d
10) l2	1260-2	0.000	0.000	0	0	N.D. d	N.D. d
11) l2	1260-3	0.000	0.000	0	0	N.D. d	N.D. d
12) l2	1260-4	0.000	0.000	0	0	N.D. d	N.D. d
13) l2	1260-5	0.000	0.000	0	0	N.D. d	N.D. d
Sum	1260-1			0	0	N.D.	N.D.
Average	1260-1					0.000	0.000
15) l3	1221-2	0.000	0.000	0	0	N.D. d	N.D. d
16) l3	1221-3	0.000	0.000	0	0	N.D. d	N.D. d
17) l3	1221-4	0.000	0.000	0	0	N.D. d	N.D. d

Quantitation Report (QT Reviewed)

Data Path : I:\Pest16\190409ICAL\
Data File : 16190409ical-08.d
Signal(s) : Signal #1: ECD1A.ch Signal #2: ECD2B.ch
Acq On : 9 Apr 2019 3:08 am
Operator : pest16:kb
Sample : il64268,42e,,9014 (Sig #1); i64268,42e,,9014 (Sig #2)
Misc : wg1224427,
ALS Vial : 7 Sample Multiplier: 1

Integration File signal 1: events.e
Integration File signal 2: events2.e
Quant Time: Apr 09 11:13:09 2019
Quant Method : I:\Pest16\190409ICAL\P16_pcb_04_09_19_ugL_ICAL.m
Quant Title : pcb
QLast Update : Tue Apr 09 11:11:56 2019
Response via : Initial Calibration
Integrator: ChemStation

Volume Inj. :
Signal #1 Phase : Signal #2 Phase:
Signal #1 Info : Signal #2 Info :

Sub List : Default - All compounds listed

	Compound	RT#1	RT#2	Resp#1	Resp#2	ug/l	ug/l	
Sum	1221-2			0	0	N.D.	N.D.	
Average	1221-2					0.000	0.000	
18) l4	1254-1	0.000	0.000	0	0	N.D. d	N.D. d	
19) l4	1254-2	0.000	0.000	0	0	N.D. d	N.D. d	
20) l4	1254-3	0.000	0.000	0	0	N.D. d	N.D. d	
21) l4	1254-4	0.000	0.000	0	0	N.D. d	N.D. d	
22) l4	1254-5	0.000	0.000	0	0	N.D. d	N.D. d	
Sum	1254-1			0	0	N.D.	N.D.	
Average	1254-1					0.000	0.000	
24) l6	1242-1	3.033	3.306	283.8E6	492.3E6	9081.612	9567.176	
25) l6	1242-2	3.294	3.632	638.3E6	1163.1E6	9309.337	9641.526	
26) l6	1242-3	3.661	4.022	816.0E6	1373.2E6	9479.482M3	9872.720	
27) l6	1242-4	4.097	4.512	463.5E6	759.6E6	9568.713M3	9760.581	
28) l6	1242-5	4.433	4.812	470.6E6	677.4E6	9675.085	10283.592	
Sum	1242-1			2672.2E6	4465.6E6	47114.229	49125.595	
Average	1242-1					9422.846	9825.119	
29) l9	1268-1	6.141	6.564	2811.8E6	4590.1E6	8915.961	9958.694	
30) l9	1268-2	6.168	6.596	3073.8E6	5338.1E6	9134.009	9732.762	
31) l9	1268-3	6.300	6.768	2036.0E6	3345.0E6	9338.730	10072.849	
32) l9	1268-4	6.535	6.949	1028.5E6	1565.1E6	9784.488	10484.073	
33) l9	1268-5	6.724	7.169	5208.6E6	9082.2E6	8703.880	9621.913	
Sum	1268-1			14158.8E6	23920.5E6	NoCal	NoCal	D
Average	1268-1					9175.413	9974.058	
35) l7	1248-1	0.000	0.000	0	0	N.D. d	N.D. d	
36) l7	1248-2	0.000	0.000	0	0	N.D. d	N.D. d	
37) l7	1248-3	0.000	0.000	0	0	N.D. d	N.D. d	
38) l7	1248-4	0.000	0.000	0	0	N.D. d	N.D. d	
39) l7	1248-5	0.000	0.000	0	0	N.D. d	N.D. d	
Sum	1248-1			0	0	N.D.	N.D.	

Quantitation Report (QT Reviewed)

Data Path : I:\Pest16\190409ICAL\
Data File : 16190409ical-08.d
Signal(s) : Signal #1: ECD1A.ch Signal #2: ECD2B.ch
Acq On : 9 Apr 2019 3:08 am
Operator : pest16:kb
Sample : il64268,42e,,9014 (Sig #1); i64268,42e,,9014 (Sig #2)
Misc : wg1224427,
ALS Vial : 7 Sample Multiplier: 1

Integration File signal 1: events.e
Integration File signal 2: events2.e
Quant Time: Apr 09 11:13:09 2019
Quant Method : I:\Pest16\190409ICAL\P16_pcb_04_09_19_ugL_ICAL.m
Quant Title : pcb
QLast Update : Tue Apr 09 11:11:56 2019
Response via : Initial Calibration
Integrator: ChemStation

Volume Inj. :
Signal #1 Phase : Signal #2 Phase:
Signal #1 Info : Signal #2 Info :

Sub List : Default - All compounds listed

Compound	RT#1	RT#2	Resp#1	Resp#2	ug/l	ug/l
Average 1248-1					0.000	0.000
41) l5 1232-1	0.000	0.000	0	0	N.D. d	N.D. d
42) l5 1232-2	0.000	0.000	0	0	N.D. d	N.D. d
43) l5 1232-3	0.000	0.000	0	0	N.D. d	N.D. d
44) l5 1232-4	0.000	0.000	0	0	N.D. d	N.D. d
45) l5 1232-5	0.000	0.000	0	0	N.D. d	N.D. d
Sum 1232-1			0	0	N.D.	N.D.
Average 1232-1					0.000	0.000
46) l8 1262-1	0.000	0.000	0	0	N.D. d	N.D. d
47) l8 1262-2	0.000	0.000	0	0	N.D. d	N.D. d
48) l8 1262-3	0.000	0.000	0	0	N.D. d	N.D. d
49) l8 1262-4	0.000	0.000	0	0	N.D. d	N.D. d
50) l8 1262-5	0.000	0.000	0	0	N.D. d	N.D. d
Sum 1262-1			0	0	N.D.	N.D.
Average 1262-1					0.000	0.000

SemiQuant Compounds - Not Calibrated on this Instrument

Sum 1262-1			0	0	N.D.	N.D.
Average 1262-1					0.000	0.000

(f)=RT Delta > 1/2 Window (D)=Amounts differ by > 40% (m)=manual int.
(#)=Recovery Exceeds Compound Acceptance Limits.
(I,C,F) I=Interference, C=Coelluting Calibration Peak, F=Fails CC Criteria.

Sub List : Default - All compounds listed Reviewed)

Data Path : I:\Pest16\190409ICAL\
Data File : 16190409ical-08.d
Signal(s) : Signal #1: ECD1A.ch Signal #2: ECD2B.ch
Acq On : 9 Apr 2019 3:08 am
Operator : pest16:kb
Sample : il64268,42e,,9014 (Sig #1); i64268,42e,,9014 (Sig #2)
Misc : wg1224427,
ALS Vial : 7 Sample Multiplier: 1

Integration File signal 1: events.e
Integration File signal 2: events2.e
Quant Time: Apr 09 11:13:09 2019
Quant Method : I:\Pest16\190409ICAL\P16_pcb_04_09_19_ugL_ICAL.m
Quant Title : pcb
QLast Update : Tue Apr 09 11:11:56 2019
Response via : Initial Calibration
Integrator: ChemStation

Volume Inj. :
Signal #1 Phase : Signal #2 Phase:
Signal #1 Info : Signal #2 Info :

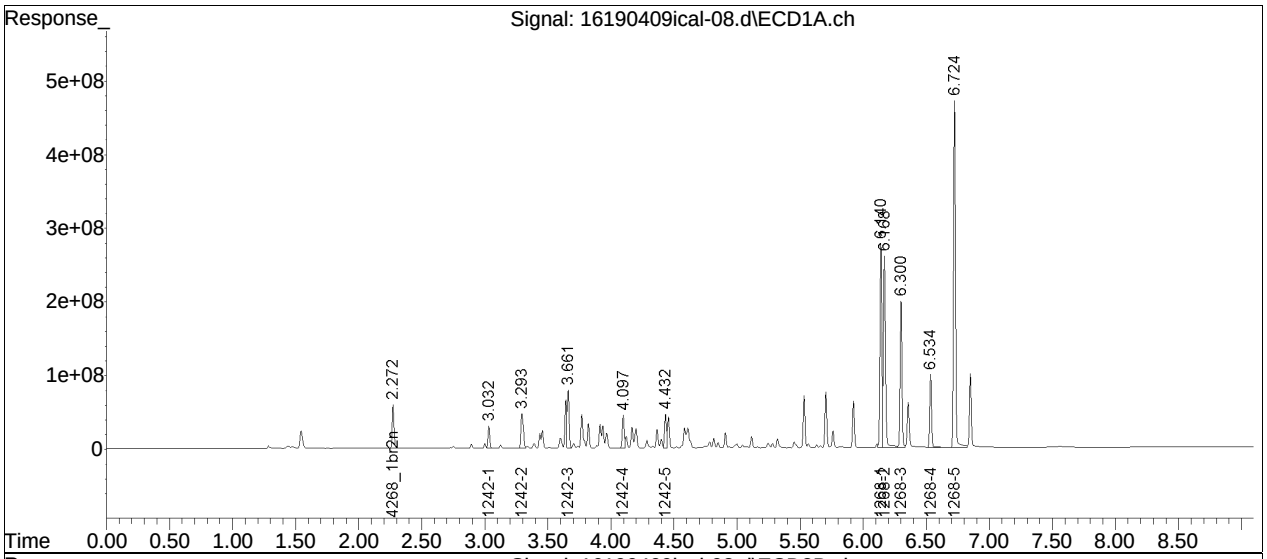

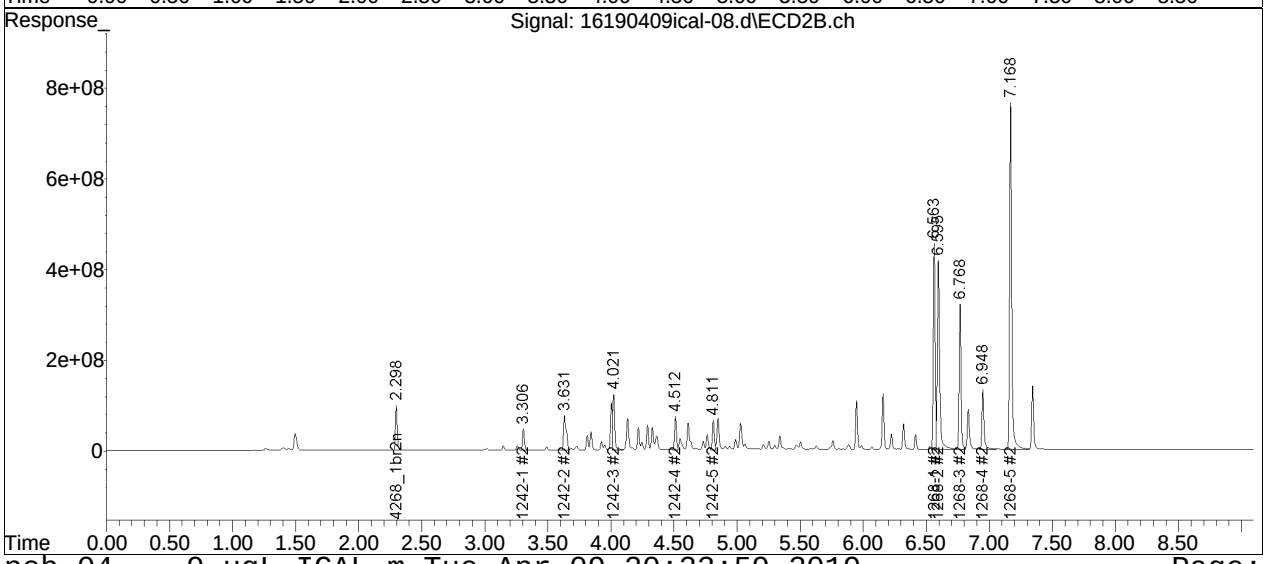

Manual Integration Report

Data Path	: I:\Pest16\190409ICAL\	QMethod	: P16_pcb_04_09_19_ugL_ICA
Data File	: 16190409ical-08.d	Operator	: pest16:kb
Date Inj'd	: 4/9/2019 3:08 am	Instrument	: PEST16
Sample	: il64268,42e,,9014	Quant Date	: 4/9/2019 11:12 am

Compound #26: 1242-3

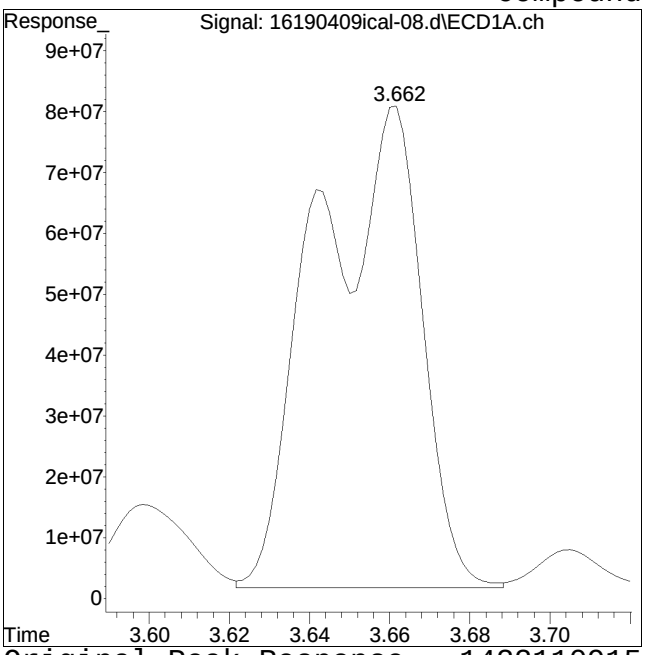

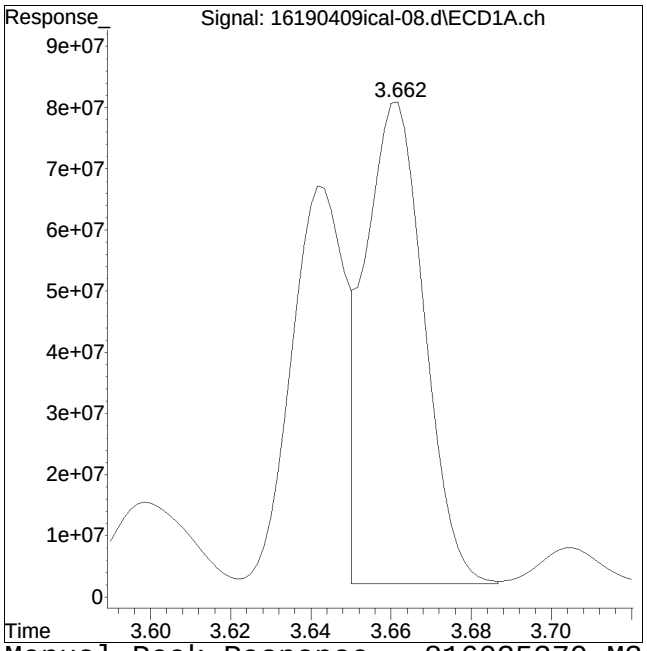

Original Peak Response = 1422110915 Manual Peak Response = 816035370 M3
M3 = Misidentification of the peak (i.e. 1,4-dichlorobenzene identified as 1,3-dichlorobenzene), or misidentification from 2 partially resolved peaks not being split.

Manual Integration Report

Data Path	: I:\Pest16\190409ICAL\	QMethod	: P16_pcb_04_09_19_ugL_ICA
Data File	: 16190409ical-08.d	Operator	: pest16:kb
Date Inj'd	: 4/9/2019 3:08 am	Instrument	: PEST16
Sample	: il64268,42e,,9014	Quant Date	: 4/9/2019 11:12 am

Compound #27: 1242-4

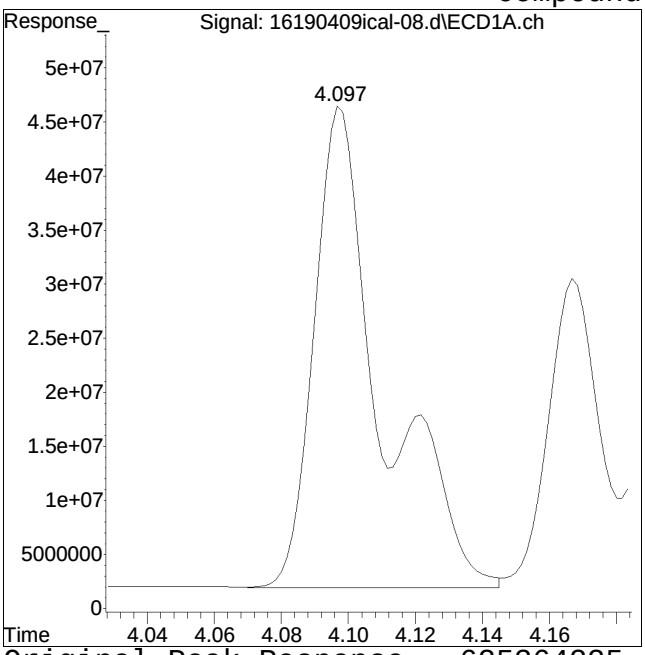

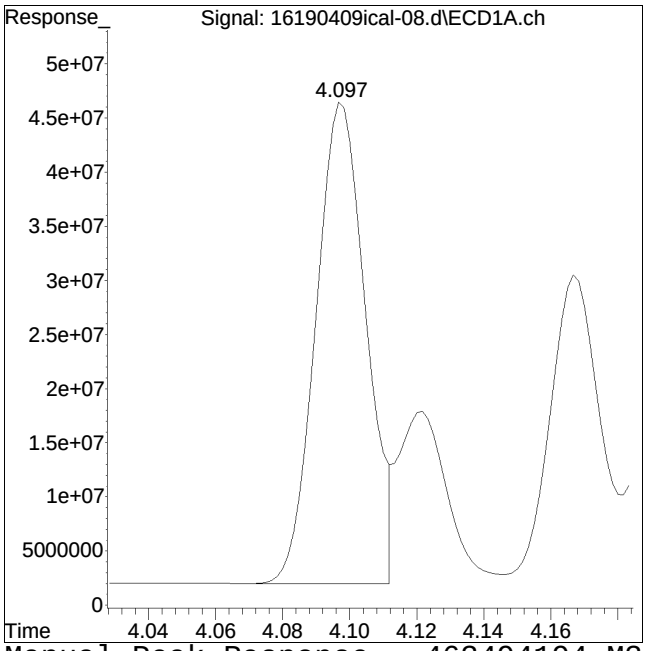

Original Peak Response = 625364225 Manual Peak Response = 463494194 M3
M3 = Misidentification of the peak (i.e. 1,4-dichlorobenzene identified as 1,3-dichlorobenzene), or misidentification from 2 partially resolved peaks not being split.

Quantitation Report (QT Reviewed)

Data Path : I:\Pest16\190409ICAL\
Data File : 16190409ical-09.d
Signal(s) : Signal #1: ECD1A.ch Signal #2: ECD2B.ch
Acq On : 9 Apr 2019 3:21 am
Operator : pest16:kb
Sample : il13262,42e,,9007
Misc : wg1224427,
ALS Vial : 8 Sample Multiplier: 1

Integration File signal 1: events.e
Integration File signal 2: events2.e
Quant Time: Apr 09 11:33:37 2019
Quant Method : I:\Pest16\190409ICAL\P16_pcb_04_09_19_ugL_ICAL.m
Quant Title : pcb
QLast Update : Tue Apr 09 11:31:52 2019
Response via : Initial Calibration
Integrator: ChemStation

Volume Inj. :
Signal #1 Phase : Signal #2 Phase:
Signal #1 Info : Signal #2 Info :

Sub List : Default - All compounds listed

	Compound	RT#1	RT#2	Resp#1	Resp#2	ug/l	ug/l
	Internal Standards						
1) i	1660_1br2nb	0.000	0.000	0	0	N.D. d	N.D. d
14) i	2154_1br2nb	0.000	0.000	0	0	N.D. d	N.D. d
23) i	4268_1br2nb	0.000	0.000	0	0	N.D. d	N.D. d
34) i	1248_1br2nb	0.000	0.000	0	0	N.D. d	N.D. d
40) i	3262_1br2nb	2.273	2.298	790.7E6	1364.8E6	250.000	250.000
	System Monitoring Compounds						
2) s	2,4,5,6-Tetr	0.000	0.000	0	0	N.D. d	N.D. d
Spiked Amount	500.000	Range	30 - 150	Recovery	=	0.00%#	0.00%#
3) s	Decachlorobi	0.000	0.000	0	0	N.D. d	N.D. d
Spiked Amount	500.000	Range	30 - 150	Recovery	=	0.00%#	0.00%#
	Target Compounds						
4) l1	1016-1	0.000	0.000	0	0	N.D. d	N.D. d
5) l1	1016-2	0.000	0.000	0	0	N.D. d	N.D. d
6) l1	1016-3	0.000	0.000	0	0	N.D. d	N.D. d
7) l1	1016-4	0.000	0.000	0	0	N.D. d	N.D. d
8) l1	1016-5	0.000	0.000	0	0	N.D. d	N.D. d
Sum	1016-1			0	0	N.D.	N.D.
Average	1016-1					0.000	0.000
9) l2	1260-1	0.000	0.000	0	0	N.D. d	N.D. d
10) l2	1260-2	0.000	0.000	0	0	N.D. d	N.D. d
11) l2	1260-3	0.000	0.000	0	0	N.D. d	N.D. d
12) l2	1260-4	0.000	0.000	0	0	N.D. d	N.D. d
13) l2	1260-5	0.000	0.000	0	0	N.D. d	N.D. d
Sum	1260-1			0	0	N.D.	N.D.
Average	1260-1					0.000	0.000
15) l3	1221-2	0.000	0.000	0	0	N.D. d	N.D. d
16) l3	1221-3	0.000	0.000	0	0	N.D. d	N.D. d
17) l3	1221-4	0.000	0.000	0	0	N.D. d	N.D. d

Quantitation Report (QT Reviewed)

Data Path : I:\Pest16\190409ICAL\
Data File : 16190409ical-09.d
Signal(s) : Signal #1: ECD1A.ch Signal #2: ECD2B.ch
Acq On : 9 Apr 2019 3:21 am
Operator : pest16:kb
Sample : il13262,42e,,9007
Misc : wg1224427,
ALS Vial : 8 Sample Multiplier: 1

Integration File signal 1: events.e
Integration File signal 2: events2.e
Quant Time: Apr 09 11:33:37 2019
Quant Method : I:\Pest16\190409ICAL\P16_pcb_04_09_19_ugL_ICAL.m
Quant Title : pcb
QLast Update : Tue Apr 09 11:31:52 2019
Response via : Initial Calibration
Integrator: ChemStation

Volume Inj. :
Signal #1 Phase : Signal #2 Phase:
Signal #1 Info : Signal #2 Info :

Sub List : Default - All compounds listed

	Compound	RT#1	RT#2	Resp#1	Resp#2	ug/l	ug/l
Sum	1221-2			0	0	N.D.	N.D.
Average	1221-2					0.000	0.000
18) l4	1254-1	0.000	0.000	0	0	N.D. d	N.D. d
19) l4	1254-2	0.000	0.000	0	0	N.D. d	N.D. d
20) l4	1254-3	0.000	0.000	0	0	N.D. d	N.D. d
21) l4	1254-4	0.000	0.000	0	0	N.D. d	N.D. d
22) l4	1254-5	0.000	0.000	0	0	N.D. d	N.D. d
Sum	1254-1			0	0	N.D.	N.D.
Average	1254-1					0.000	0.000
24) l6	1242-1	0.000	0.000	0	0	N.D. d	N.D. d
25) l6	1242-2	0.000	0.000	0	0	N.D. d	N.D. d
26) l6	1242-3	0.000	0.000	0	0	N.D. d	N.D. d
27) l6	1242-4	0.000	0.000	0	0	N.D. d	N.D. d
28) l6	1242-5	0.000	0.000	0	0	N.D. d	N.D. d
Sum	1242-1			0	0	N.D.	N.D.
Average	1242-1					0.000	0.000
29) l9	1268-1	0.000	0.000	0	0	N.D. d	N.D. d
30) l9	1268-2	0.000	0.000	0	0	N.D. d	N.D. d
31) l9	1268-3	0.000	0.000	0	0	N.D. d	N.D. d
32) l9	1268-4	0.000	0.000	0	0	N.D. d	N.D. d
33) l9	1268-5	0.000	0.000	0	0	N.D. d	N.D. d
Sum	1268-1			0	0	N.D.	N.D.
Average	1268-1					0.000	0.000
35) l7	1248-1	0.000	0.000	0	0	N.D. d	N.D. d
36) l7	1248-2	0.000	0.000	0	0	N.D. d	N.D. d
37) l7	1248-3	0.000	0.000	0	0	N.D. d	N.D. d
38) l7	1248-4	0.000	0.000	0	0	N.D. d	N.D. d
39) l7	1248-5	0.000	0.000	0	0	N.D. d	N.D. d
Sum	1248-1			0	0	N.D.	N.D.

Quantitation Report (QT Reviewed)

Data Path : I:\Pest16\190409ICAL\
Data File : 16190409ical-09.d
Signal(s) : Signal #1: ECD1A.ch Signal #2: ECD2B.ch
Acq On : 9 Apr 2019 3:21 am
Operator : pest16:kb
Sample : il13262,42e,,9007
Misc : wg1224427,
ALS Vial : 8 Sample Multiplier: 1

Integration File signal 1: events.e
Integration File signal 2: events2.e
Quant Time: Apr 09 11:33:37 2019
Quant Method : I:\Pest16\190409ICAL\P16_pcb_04_09_19_ugL_ICAL.m
Quant Title : pcb
QLast Update : Tue Apr 09 11:31:52 2019
Response via : Initial Calibration
Integrator: ChemStation

Volume Inj. :
Signal #1 Phase : Signal #2 Phase:
Signal #1 Info : Signal #2 Info :

Sub List : Default - All compounds listed

Compound	RT#1	RT#2	Resp#1	Resp#2	ug/l	ug/l
Average 1248-1					0.000	0.000
41) l5 1232-1	3.032	3.306	6783879	10781650	112.109	104.301
42) l5 1232-2	3.293	3.630	6705577	11492222	116.892M4	107.459M4
43) l5 1232-3	3.662	4.021	7030054	11850837	97.874	101.253
44) l5 1232-4	4.097	4.512	4217076	4926270	112.799M3	83.185
45) l5 1232-5	4.433	4.812	3662709	4371797	99.496	90.188
Sum 1232-1			28399295	43422777	539.170	486.385
Average 1232-1					107.834	97.277
46) l8 1262-1	5.246	5.629	16370177	25122371	101.510	110.607
47) l8 1262-2	5.532	5.949	20439865	29482083	100.884	92.644
48) l8 1262-3	5.709	6.156	17695082	26268993	96.058	91.738
49) l8 1262-4	5.922	6.323	35990684	50552286	92.967M4	91.545
50) l8 1262-5	6.141	6.568	13798689	31117745	96.291	89.187
Sum 1262-1			104.3E6	162.5E6	487.710	475.721
Average 1262-1					97.542	95.144

SemiQuant Compounds - Not Calibrated on this Instrument

Sum 1262-1			104.3E6	162.5E6	487.710	475.721
Average 1262-1					97.542	95.144

(f)=RT Delta > 1/2 Window (D)=Amounts differ by > 40% (m)=manual int.
(#)=Recovery Exceeds Compound Acceptance Limits.
(I,C,F) I=Interference, C=Coelluting Calibration Peak, F=Fails CC Criteria.

Sub List : Default - All compounds listed Reviewed)

Data Path : I:\Pest16\190409ICAL\
Data File : 16190409ical-09.d
Signal(s) : Signal #1: ECD1A.ch Signal #2: ECD2B.ch
Acq On : 9 Apr 2019 3:21 am
Operator : pest16:kb
Sample : il13262,42e,,9007
Misc : wg1224427,
ALS Vial : 8 Sample Multiplier: 1

Integration File signal 1: events.e
Integration File signal 2: events2.e
Quant Time: Apr 09 11:33:37 2019
Quant Method : I:\Pest16\190409ICAL\P16_pcb_04_09_19_ugL_ICAL.m
Quant Title : pcb
QLast Update : Tue Apr 09 11:31:52 2019
Response via : Initial Calibration
Integrator: ChemStation

Volume Inj. :
Signal #1 Phase : Signal #2 Phase:
Signal #1 Info : Signal #2 Info :

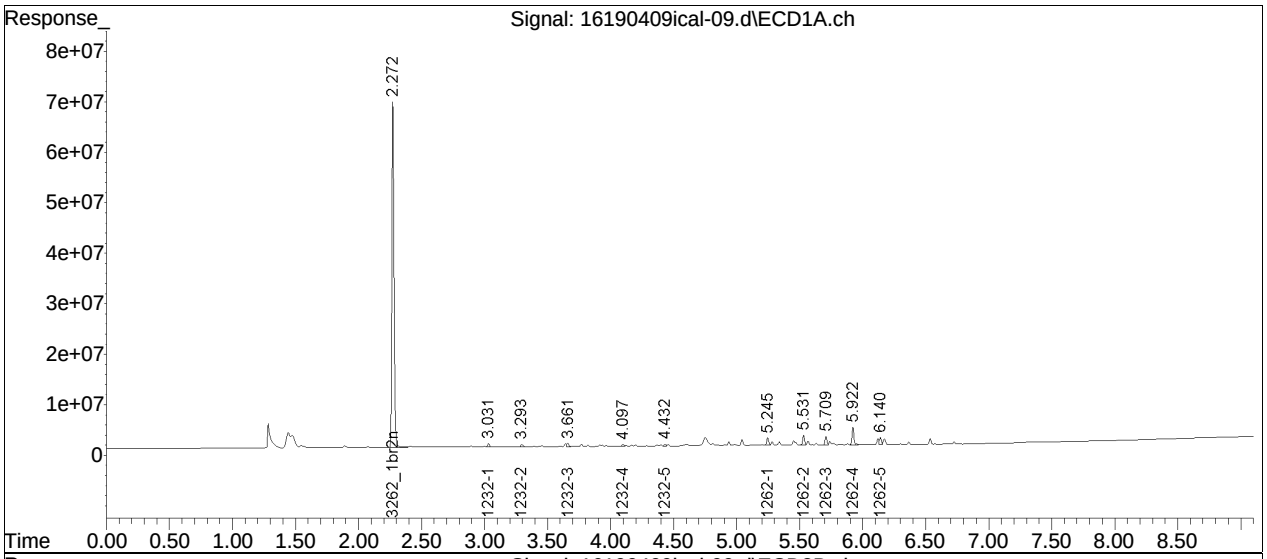

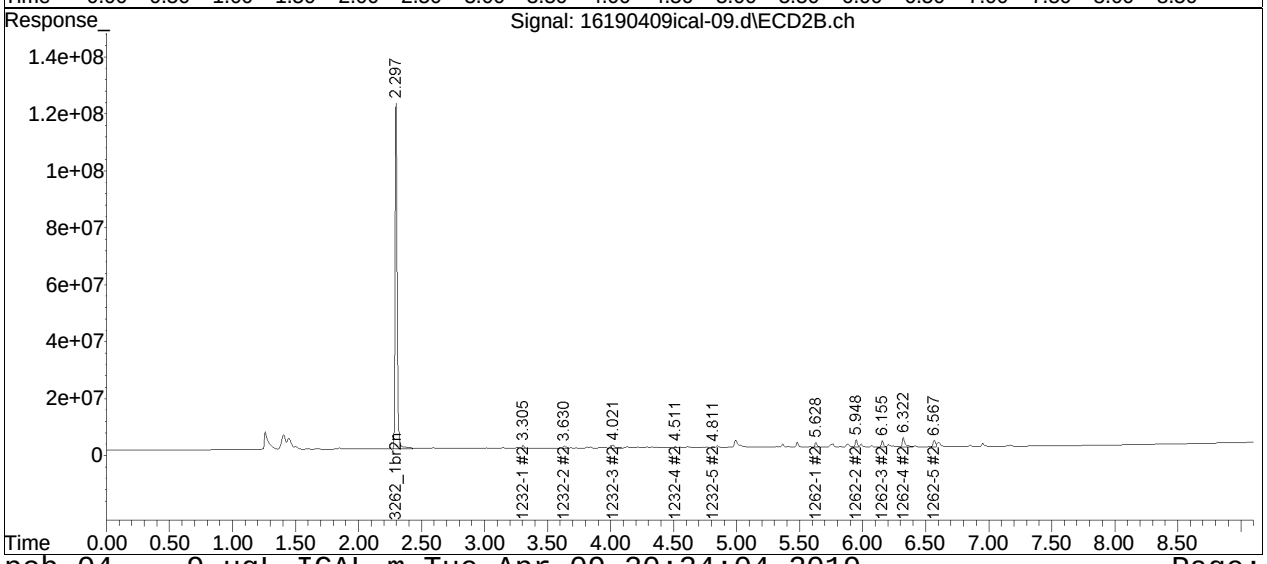

Manual Integration Report

Data Path	: I:\Pest16\190409ICAL\	QMethod	: P16_pcb_04_09_19_ugL_ICA
Data File	: 16190409ical-09.d	Operator	: pest16:kb
Date Inj'd	: 4/9/2019 3:21 am	Instrument	: PEST16
Sample	: il13262,42e,,9007	Quant Date	: 4/9/2019 11:32 am

Compound #42: 1232-2

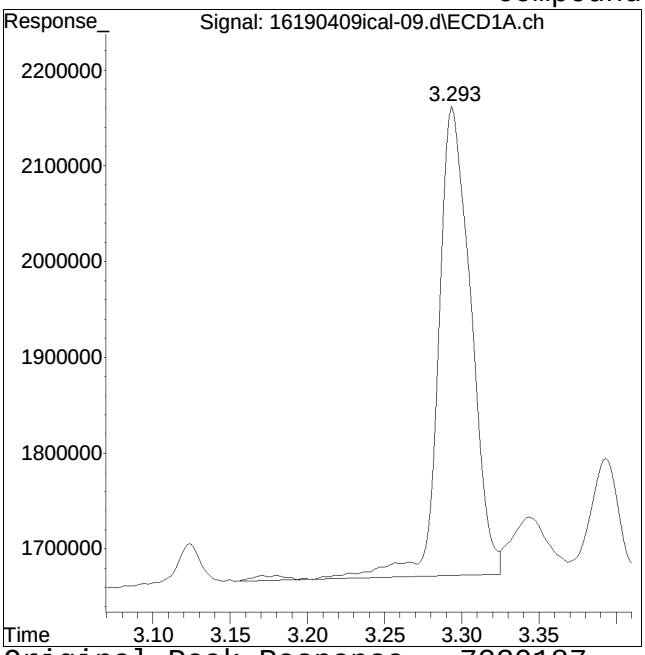

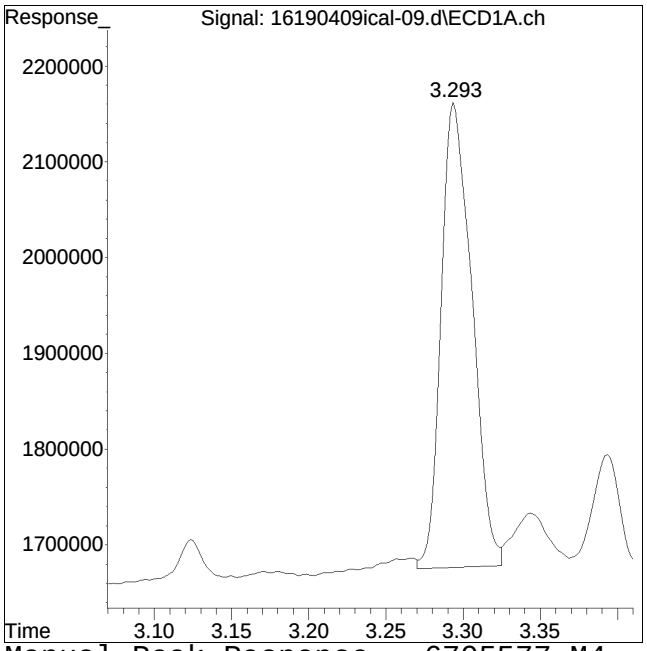

Original Peak Response = 7230187 Manual Peak Response = 6705577 M4
M4 = Poor automated baseline construction.

Manual Integration Report

Data Path	: I:\Pest16\190409ICAL\	QMethod	: P16_pcb_04_09_19_ugL_ICA
Data File	: 16190409ical-09.d	Operator	: pest16:kb
Date Inj'd	: 4/9/2019 3:21 am	Instrument	: PEST16
Sample	: il13262,42e,,9007	Quant Date	: 4/9/2019 11:32 am

Compound #93: 1232-2 #2

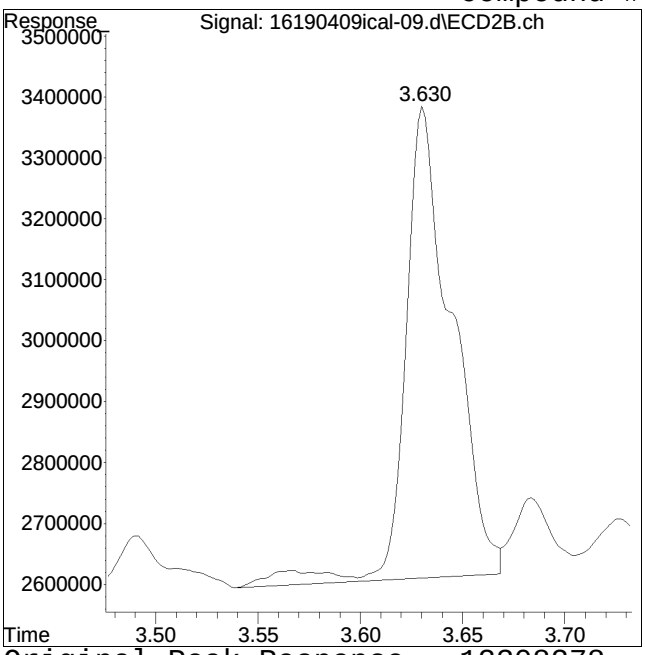

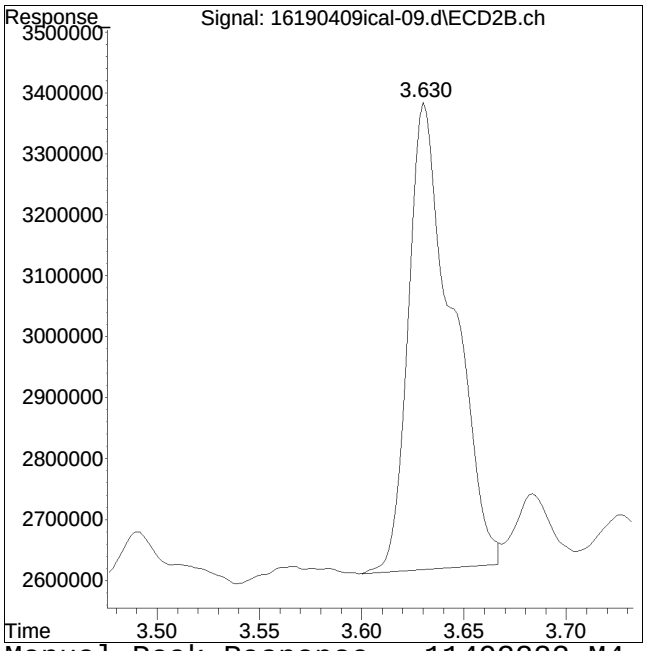

Original Peak Response = 12308278 Manual Peak Response = 11492222 M4
M4 = Poor automated baseline construction.

Manual Integration Report

Data Path	: I:\Pest16\190409ICAL\	QMethod	: P16_pcb_04_09_19_ugL_ICA
Data File	: 16190409ical-09.d	Operator	: pest16:kb
Date Inj'd	: 4/9/2019 3:21 am	Instrument	: PEST16
Sample	: il13262,42e,,9007	Quant Date	: 4/9/2019 11:32 am

Compound #44: 1232-4

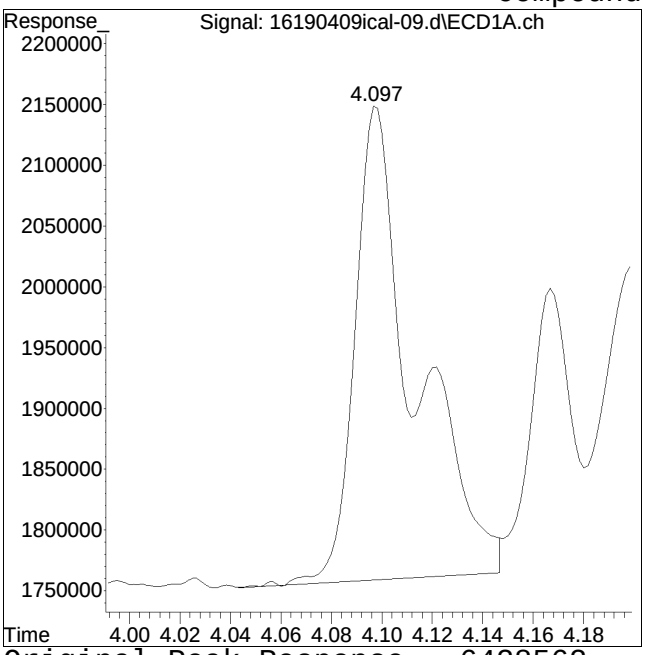

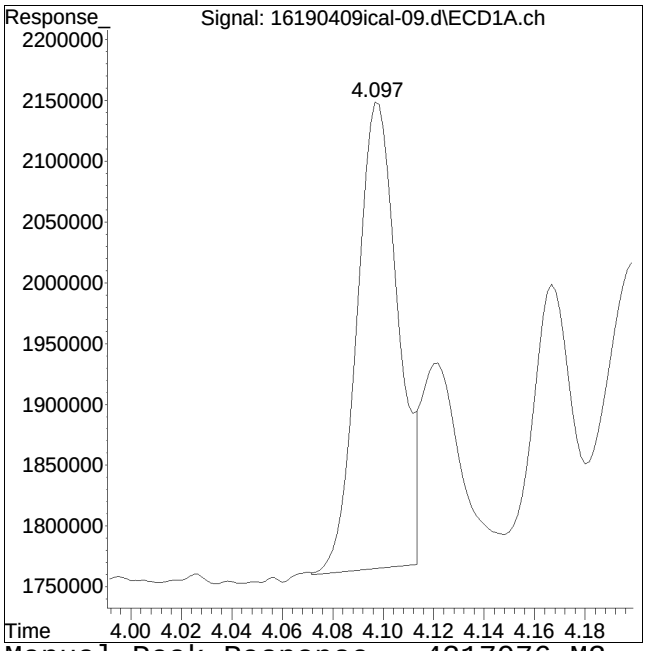

Original Peak Response = 6428562 Manual Peak Response = 4217076 M3

M3 = Misidentification of the peak (i.e. 1,4-dichlorobenzene identified as 1,3-dichlorobenzene), or misidentification from 2 partially resolved peaks not being split.

Manual Integration Report

Data Path	: I:\Pest16\190409ICAL\	QMethod	: P16_pcb_04_09_19_ugL_ICA
Data File	: 16190409ical-09.d	Operator	: pest16:kb
Date Inj'd	: 4/9/2019 3:21 am	Instrument	: PEST16
Sample	: il13262,42e,,9007	Quant Date	: 4/9/2019 11:32 am

Compound #49: 1262-4

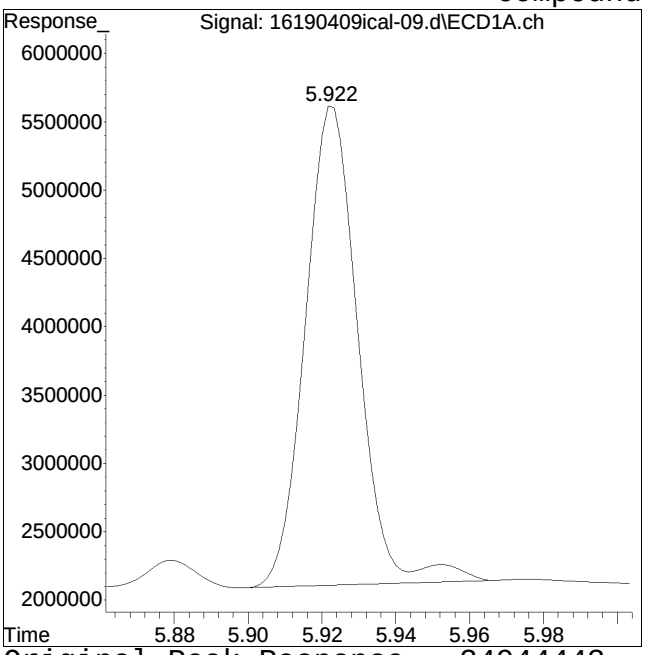

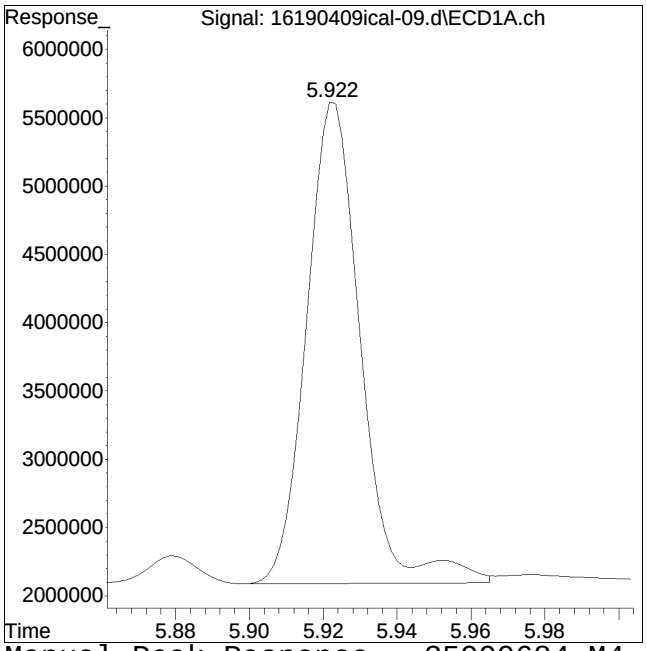

Original Peak Response = 34944443 Manual Peak Response = 35990684 M4
M4 = Poor automated baseline construction.

Quantitation Report (QT Reviewed)

Data Path : I:\Pest16\190409ICAL\
Data File : 16190409ical-10.d
Signal(s) : Signal #1: ECD1A.ch Signal #2: ECD2B.ch
Acq On : 9 Apr 2019 3:33 am
Operator : pest16:kb
Sample : il23262,42e,,9006
Misc : wg1224427,
ALS Vial : 9 Sample Multiplier: 1

Integration File signal 1: events.e
Integration File signal 2: events2.e
Quant Time: Apr 09 11:31:44 2019
Quant Method : I:\Pest16\190409ICAL\P16_pcb_04_09_19_ugL_ICAL.m
Quant Title : pcb
QLast Update : Tue Apr 09 11:30:51 2019
Response via : Initial Calibration
Integrator: ChemStation

Volume Inj. :
Signal #1 Phase : Signal #2 Phase:
Signal #1 Info : Signal #2 Info :

Sub List : Default - All compounds listed

	Compound	RT#1	RT#2	Resp#1	Resp#2	ug/l	ug/l
	Internal Standards						
1) i	1660_1br2nb	0.000	0.000	0	0	N.D. d	N.D. d
14) i	2154_1br2nb	0.000	0.000	0	0	N.D. d	N.D. d
23) i	4268_1br2nb	0.000	0.000	0	0	N.D. d	N.D. d
34) i	1248_1br2nb	0.000	0.000	0	0	N.D. d	N.D. d
40) i	3262_1br2nb	2.274	2.298	835.7E6	1419.8E6	250.000	250.000
	System Monitoring Compounds						
2) s	2,4,5,6-Tetr	0.000	0.000	0	0	N.D. d	N.D. d
Spiked Amount	500.000	Range	30 - 150	Recovery	=	0.00%#	0.00%#
3) s	Decachlorobi	0.000	0.000	0	0	N.D. d	N.D. d
Spiked Amount	500.000	Range	30 - 150	Recovery	=	0.00%#	0.00%#
	Target Compounds						
4) l1	1016-1	0.000	0.000	0	0	N.D. d	N.D. d
5) l1	1016-2	0.000	0.000	0	0	N.D. d	N.D. d
6) l1	1016-3	0.000	0.000	0	0	N.D. d	N.D. d
7) l1	1016-4	0.000	0.000	0	0	N.D. d	N.D. d
8) l1	1016-5	0.000	0.000	0	0	N.D. d	N.D. d
Sum	1016-1			0	0	N.D.	N.D.
Average	1016-1					0.000	0.000
9) l2	1260-1	0.000	0.000	0	0	N.D. d	N.D. d
10) l2	1260-2	0.000	0.000	0	0	N.D. d	N.D. d
11) l2	1260-3	0.000	0.000	0	0	N.D. d	N.D. d
12) l2	1260-4	0.000	0.000	0	0	N.D. d	N.D. d
13) l2	1260-5	0.000	0.000	0	0	N.D. d	N.D. d
Sum	1260-1			0	0	N.D.	N.D.
Average	1260-1					0.000	0.000
15) l3	1221-2	0.000	0.000	0	0	N.D. d	N.D. d
16) l3	1221-3	0.000	0.000	0	0	N.D. d	N.D. d
17) l3	1221-4	0.000	0.000	0	0	N.D. d	N.D. d

Quantitation Report (QT Reviewed)

Data Path : I:\Pest16\190409ICAL\
Data File : 16190409ical-10.d
Signal(s) : Signal #1: ECD1A.ch Signal #2: ECD2B.ch
Acq On : 9 Apr 2019 3:33 am
Operator : pest16:kb
Sample : il23262,42e,,9006
Misc : wg1224427,
ALS Vial : 9 Sample Multiplier: 1

Integration File signal 1: events.e
Integration File signal 2: events2.e
Quant Time: Apr 09 11:31:44 2019
Quant Method : I:\Pest16\190409ICAL\P16_pcb_04_09_19_ugL_ICAL.m
Quant Title : pcb
QLast Update : Tue Apr 09 11:30:51 2019
Response via : Initial Calibration
Integrator: ChemStation

Volume Inj. :
Signal #1 Phase : Signal #2 Phase:
Signal #1 Info : Signal #2 Info :

Sub List : Default - All compounds listed

	Compound	RT#1	RT#2	Resp#1	Resp#2	ug/l	ug/l
Sum	1221-2			0	0	N.D.	N.D.
Average	1221-2					0.000	0.000
18) l4	1254-1	0.000	0.000	0	0	N.D. d	N.D. d
19) l4	1254-2	0.000	0.000	0	0	N.D. d	N.D. d
20) l4	1254-3	0.000	0.000	0	0	N.D. d	N.D. d
21) l4	1254-4	0.000	0.000	0	0	N.D. d	N.D. d
22) l4	1254-5	0.000	0.000	0	0	N.D. d	N.D. d
Sum	1254-1			0	0	N.D.	N.D.
Average	1254-1					0.000	0.000
24) l6	1242-1	0.000	0.000	0	0	N.D. d	N.D. d
25) l6	1242-2	0.000	0.000	0	0	N.D. d	N.D. d
26) l6	1242-3	0.000	0.000	0	0	N.D. d	N.D. d
27) l6	1242-4	0.000	0.000	0	0	N.D. d	N.D. d
28) l6	1242-5	0.000	0.000	0	0	N.D. d	N.D. d
Sum	1242-1			0	0	N.D.	N.D.
Average	1242-1					0.000	0.000
29) l9	1268-1	0.000	0.000	0	0	N.D. d	N.D. d
30) l9	1268-2	0.000	0.000	0	0	N.D. d	N.D. d
31) l9	1268-3	0.000	0.000	0	0	N.D. d	N.D. d
32) l9	1268-4	0.000	0.000	0	0	N.D. d	N.D. d
33) l9	1268-5	0.000	0.000	0	0	N.D. d	N.D. d
Sum	1268-1			0	0	N.D.	N.D.
Average	1268-1					0.000	0.000
35) l7	1248-1	0.000	0.000	0	0	N.D. d	N.D. d
36) l7	1248-2	0.000	0.000	0	0	N.D. d	N.D. d
37) l7	1248-3	0.000	0.000	0	0	N.D. d	N.D. d
38) l7	1248-4	0.000	0.000	0	0	N.D. d	N.D. d
39) l7	1248-5	0.000	0.000	0	0	N.D. d	N.D. d
Sum	1248-1			0	0	N.D.	N.D.

Quantitation Report (QT Reviewed)

Data Path : I:\Pest16\190409ICAL\
Data File : 16190409ical-10.d
Signal(s) : Signal #1: ECD1A.ch Signal #2: ECD2B.ch
Acq On : 9 Apr 2019 3:33 am
Operator : pest16:kb
Sample : il23262,42e,,9006
Misc : wg1224427,
ALS Vial : 9 Sample Multiplier: 1

Integration File signal 1: events.e
Integration File signal 2: events2.e
Quant Time: Apr 09 11:31:44 2019
Quant Method : I:\Pest16\190409ICAL\P16_pcb_04_09_19_ugL_ICAL.m
Quant Title : pcb
QLast Update : Tue Apr 09 11:30:51 2019
Response via : Initial Calibration
Integrator: ChemStation

Volume Inj. :
Signal #1 Phase : Signal #2 Phase:
Signal #1 Info : Signal #2 Info :

Sub List : Default - All compounds listed

Compound	RT#1	RT#2	Resp#1	Resp#2	ug/l	ug/l
Average 1248-1					0.000	0.000
41) l5 1232-1	3.034	3.307	31724110	51884954	495.044	478.276
42) l5 1232-2	3.296	3.632	30230045	53895832	498.236	480.669
43) l5 1232-3	3.663	4.022	34418492	54249581	443.039	433.718
44) l5 1232-4	4.099	4.513	19228220	27208148	483.380M3	429.097
45) l5 1232-5	4.435	4.813	17875241	21143651	450.280	402.999
Sum 1232-1			133.5E6	208.4E6	2369.979	2224.760
Average 1232-1					473.996	444.952
46) l8 1262-1	5.248	5.630	79413464	107.6E6	458.100	445.311
47) l8 1262-2	5.534	5.949	99110080	142.6E6	454.378	416.284
48) l8 1262-3	5.711	6.156	88724048	130.0E6	445.819	422.919
49) l8 1262-4	5.925	6.323	187.6E6	255.5E6	449.196	432.742
50) l8 1262-5	6.143	6.568	68338371	153.1E6	440.446	406.024
Sum 1262-1			523.2E6	788.8E6	2247.939	2123.280
Average 1262-1					449.588	424.656

SemiQuant Compounds - Not Calibrated on this Instrument

Sum 1262-1			523.2E6	788.8E6	2247.939	2123.280
Average 1262-1					449.588	424.656

(f)=RT Delta > 1/2 Window (D)=Amounts differ by > 40% (m)=manual int.
(#)=Recovery Exceeds Compound Acceptance Limits.
(I,C,F) I=Interference, C=Coelluting Calibration Peak, F=Fails CC Criteria.

Sub List : Default - All compounds listed Reviewed)

Data Path : I:\Pest16\190409ICAL\
Data File : 16190409ical-10.d
Signal(s) : Signal #1: ECD1A.ch Signal #2: ECD2B.ch
Acq On : 9 Apr 2019 3:33 am
Operator : pest16:kb
Sample : il23262,42e,,9006
Misc : wg1224427,
ALS Vial : 9 Sample Multiplier: 1

Integration File signal 1: events.e
Integration File signal 2: events2.e
Quant Time: Apr 09 11:31:44 2019
Quant Method : I:\Pest16\190409ICAL\P16_pcb_04_09_19_ugL_ICAL.m
Quant Title : pcb
QLast Update : Tue Apr 09 11:30:51 2019
Response via : Initial Calibration
Integrator: ChemStation

Volume Inj. :
Signal #1 Phase : Signal #2 Phase:
Signal #1 Info : Signal #2 Info :

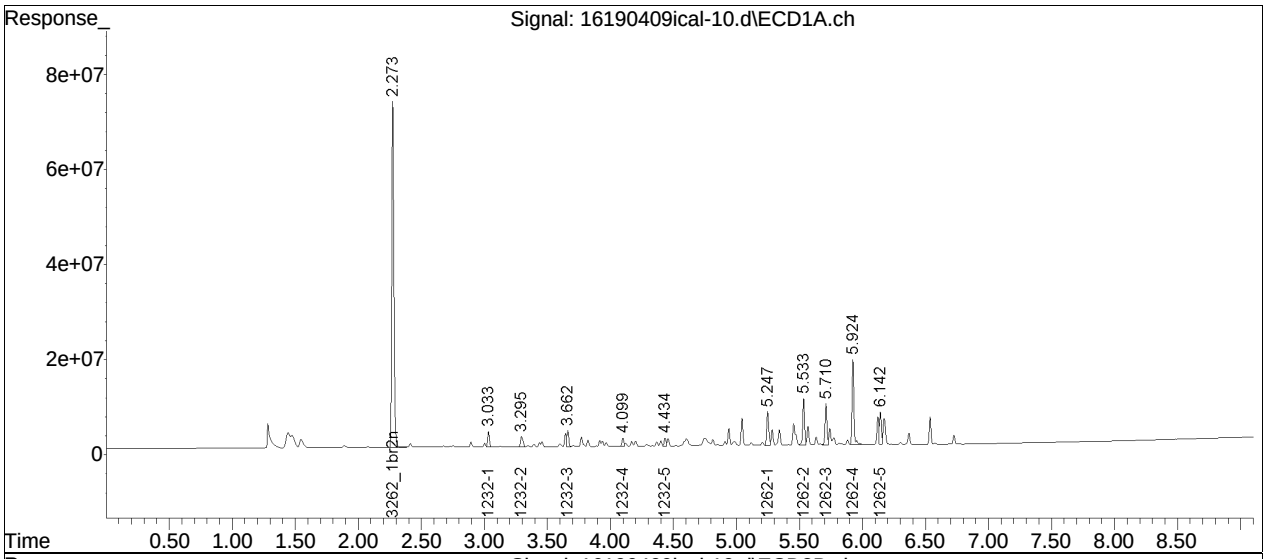

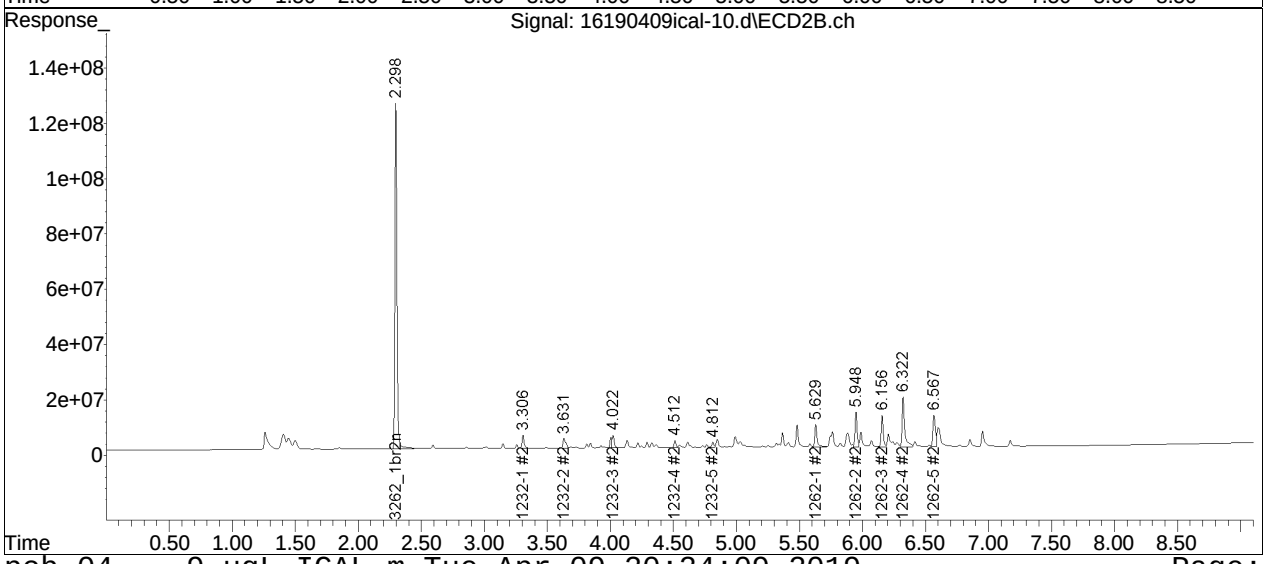

Manual Integration Report

Data Path	: I:\Pest16\190409ICAL\	QMethod	: P16_pcb_04_09_19_ugL_ICA
Data File	: 16190409ical-10.d	Operator	: pest16:kb
Date Inj'd	: 4/9/2019 3:33 am	Instrument	: PEST16
Sample	: il23262,42e,,9006	Quant Date	: 4/9/2019 11:31 am

Compound #44: 1232-4

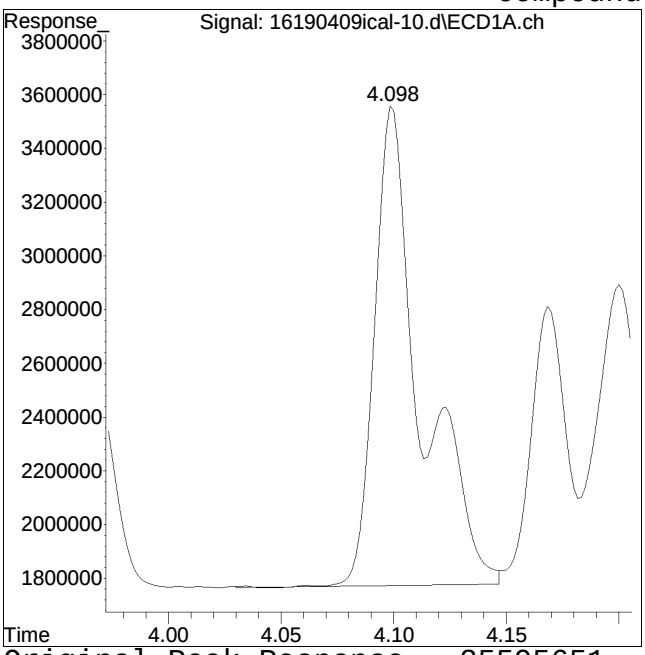

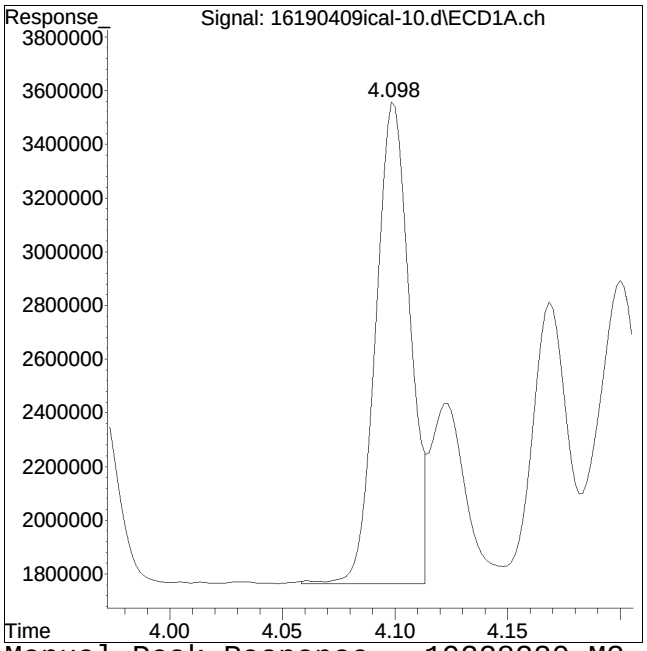

Original Peak Response = 25595651 Manual Peak Response = 19228220 M3

M3 = Misidentification of the peak (i.e. 1,4-dichlorobenzene identified as 1,3-dichlorobenzene), or misidentification from 2 partially resolved peaks not being split.

Quantitation Report (QT Reviewed)

Data Path : I:\Pest16\190409ICAL\
Data File : 16190409ical-11.d
Signal(s) : Signal #1: ECD1A.ch Signal #2: ECD2B.ch
Acq On : 9 Apr 2019 3:46 am
Operator : pest16:kb
Sample : il33262,42e,,9005
Misc : wg1224427,
ALS Vial : 10 Sample Multiplier: 1

Integration File signal 1: events.e
Integration File signal 2: events2.e
Quant Time: Apr 09 11:30:44 2019
Quant Method : I:\Pest16\190409ICAL\P16_pcb_04_09_19_ugL_ICAL.m
Quant Title : pcb
QLast Update : Tue Apr 09 11:28:52 2019
Response via : Initial Calibration
Integrator: ChemStation

Volume Inj. :
Signal #1 Phase : Signal #2 Phase:
Signal #1 Info : Signal #2 Info :

Sub List : Default - All compounds listed

	Compound	RT#1	RT#2	Resp#1	Resp#2	ug/l	ug/l
	Internal Standards						
1) i	1660_1br2nb	0.000	0.000	0	0	N.D. d	N.D. d
14) i	2154_1br2nb	0.000	0.000	0	0	N.D. d	N.D. d
23) i	4268_1br2nb	0.000	0.000	0	0	N.D. d	N.D. d
34) i	1248_1br2nb	0.000	0.000	0	0	N.D. d	N.D. d
40) i	3262_1br2nb	2.273	2.298	728.6E6	1260.2E6	250.000	250.000
	System Monitoring Compounds						
2) s	2,4,5,6-Tetr	0.000	0.000	0	0	N.D. d	N.D. d
Spiked Amount	500.000	Range	30 - 150	Recovery	=	0.00%#	0.00%#
3) s	Decachlorobi	0.000	0.000	0	0	N.D. d	N.D. d
Spiked Amount	500.000	Range	30 - 150	Recovery	=	0.00%#	0.00%#
	Target Compounds						
4) l1	1016-1	0.000	0.000	0	0	N.D. d	N.D. d
5) l1	1016-2	0.000	0.000	0	0	N.D. d	N.D. d
6) l1	1016-3	0.000	0.000	0	0	N.D. d	N.D. d
7) l1	1016-4	0.000	0.000	0	0	N.D. d	N.D. d
8) l1	1016-5	0.000	0.000	0	0	N.D. d	N.D. d
Sum	1016-1			0	0	N.D.	N.D.
Average	1016-1					0.000	0.000
9) l2	1260-1	0.000	0.000	0	0	N.D. d	N.D. d
10) l2	1260-2	0.000	0.000	0	0	N.D. d	N.D. d
11) l2	1260-3	0.000	0.000	0	0	N.D. d	N.D. d
12) l2	1260-4	0.000	0.000	0	0	N.D. d	N.D. d
13) l2	1260-5	0.000	0.000	0	0	N.D. d	N.D. d
Sum	1260-1			0	0	N.D.	N.D.
Average	1260-1					0.000	0.000
15) l3	1221-2	0.000	0.000	0	0	N.D. d	N.D. d
16) l3	1221-3	0.000	0.000	0	0	N.D. d	N.D. d
17) l3	1221-4	0.000	0.000	0	0	N.D. d	N.D. d

Quantitation Report (QT Reviewed)

Data Path : I:\Pest16\190409ICAL\
Data File : 16190409ical-11.d
Signal(s) : Signal #1: ECD1A.ch Signal #2: ECD2B.ch
Acq On : 9 Apr 2019 3:46 am
Operator : pest16:kb
Sample : il33262,42e,,9005
Misc : wg1224427,
ALS Vial : 10 Sample Multiplier: 1

Integration File signal 1: events.e
Integration File signal 2: events2.e
Quant Time: Apr 09 11:30:44 2019
Quant Method : I:\Pest16\190409ICAL\P16_pcb_04_09_19_ugL_ICAL.m
Quant Title : pcb
QLast Update : Tue Apr 09 11:28:52 2019
Response via : Initial Calibration
Integrator: ChemStation

Volume Inj. :
Signal #1 Phase : Signal #2 Phase:
Signal #1 Info : Signal #2 Info :

Sub List : Default - All compounds listed

	Compound	RT#1	RT#2	Resp#1	Resp#2	ug/l	ug/l
Sum	1221-2			0	0	N.D.	N.D.
Average	1221-2					0.000	0.000
18) l4	1254-1	0.000	0.000	0	0	N.D. d	N.D. d
19) l4	1254-2	0.000	0.000	0	0	N.D. d	N.D. d
20) l4	1254-3	0.000	0.000	0	0	N.D. d	N.D. d
21) l4	1254-4	0.000	0.000	0	0	N.D. d	N.D. d
22) l4	1254-5	0.000	0.000	0	0	N.D. d	N.D. d
Sum	1254-1			0	0	N.D.	N.D.
Average	1254-1					0.000	0.000
24) l6	1242-1	0.000	0.000	0	0	N.D. d	N.D. d
25) l6	1242-2	0.000	0.000	0	0	N.D. d	N.D. d
26) l6	1242-3	0.000	0.000	0	0	N.D. d	N.D. d
27) l6	1242-4	0.000	0.000	0	0	N.D. d	N.D. d
28) l6	1242-5	0.000	0.000	0	0	N.D. d	N.D. d
Sum	1242-1			0	0	N.D.	N.D.
Average	1242-1					0.000	0.000
29) l9	1268-1	0.000	0.000	0	0	N.D. d	N.D. d
30) l9	1268-2	0.000	0.000	0	0	N.D. d	N.D. d
31) l9	1268-3	0.000	0.000	0	0	N.D. d	N.D. d
32) l9	1268-4	0.000	0.000	0	0	N.D. d	N.D. d
33) l9	1268-5	0.000	0.000	0	0	N.D. d	N.D. d
Sum	1268-1			0	0	N.D.	N.D.
Average	1268-1					0.000	0.000
35) l7	1248-1	0.000	0.000	0	0	N.D. d	N.D. d
36) l7	1248-2	0.000	0.000	0	0	N.D. d	N.D. d
37) l7	1248-3	0.000	0.000	0	0	N.D. d	N.D. d
38) l7	1248-4	0.000	0.000	0	0	N.D. d	N.D. d
39) l7	1248-5	0.000	0.000	0	0	N.D. d	N.D. d
Sum	1248-1			0	0	N.D.	N.D.

Quantitation Report (QT Reviewed)

Data Path : I:\Pest16\190409ICAL\
Data File : 16190409ical-11.d
Signal(s) : Signal #1: ECD1A.ch Signal #2: ECD2B.ch
Acq On : 9 Apr 2019 3:46 am
Operator : pest16:kb
Sample : il33262,42e,,9005
Misc : wg1224427,
ALS Vial : 10 Sample Multiplier: 1

Integration File signal 1: events.e
Integration File signal 2: events2.e
Quant Time: Apr 09 11:30:44 2019
Quant Method : I:\Pest16\190409ICAL\P16_pcb_04_09_19_ugL_ICAL.m
Quant Title : pcb
QLast Update : Tue Apr 09 11:28:52 2019
Response via : Initial Calibration
Integrator: ChemStation

Volume Inj. :
Signal #1 Phase : Signal #2 Phase:
Signal #1 Info : Signal #2 Info :

Sub List : Default - All compounds listed

	Compound	RT#1	RT#2	Resp#1	Resp#2	ug/l	ug/l
Average	1248-1					0.000	0.000
41) l5	1232-1	3.032	3.306	60673714	99481968	1118.098M3	1044.748
42) l5	1232-2	3.296	3.632	56303960	102.6E6	1087.816	1041.731
43) l5	1232-3	3.661	4.021	71326949	106.9E6	1072.152M3	951.029
44) l5	1232-4	4.097	4.512	36413862	53166057	1067.849M3	927.588
45) l5	1232-5	4.433	4.812	36081112	42643656	1057.556M3	890.735
Sum	1232-1			260.8E6	404.8E6	5403.470	4855.831
Average	1232-1					1080.694	971.166
46) l8	1262-1	5.247	5.629	154.0E6	207.6E6	1025.698	957.830
47) l8	1262-2	5.533	5.949	194.6E6	293.2E6	1031.689	952.892
48) l8	1262-3	5.710	6.156	177.7E6	258.7E6	1032.458M3	931.943
49) l8	1262-4	5.924	6.323	378.0E6	506.9E6	1051.406	956.891
50) l8	1262-5	6.141	6.567	135.3E6	306.8E6	1000.322M3	891.853
Sum	1262-1			1039.6E6	1573.1E6	5141.572	4691.410
Average	1262-1					1028.314	938.282

SemiQuant Compounds - Not Calibrated on this Instrument

Sum	1262-1			1039.6E6	1573.1E6	5141.572	4691.410
Average	1262-1					1028.314	938.282

(f)=RT Delta > 1/2 Window (D)=Amounts differ by > 40% (m)=manual int.
(#)=Recovery Exceeds Compound Acceptance Limits.
(I,C,F) I=Interference, C=Coelluting Calibration Peak, F=Fails CC Criteria.

Sub List : Default - All compounds listed Reviewed)

Data Path : I:\Pest16\190409ICAL\
Data File : 16190409ical-11.d
Signal(s) : Signal #1: ECD1A.ch Signal #2: ECD2B.ch
Acq On : 9 Apr 2019 3:46 am
Operator : pest16:kb
Sample : il33262,42e,,9005
Misc : wg1224427,
ALS Vial : 10 Sample Multiplier: 1

Integration File signal 1: events.e
Integration File signal 2: events2.e
Quant Time: Apr 09 11:30:44 2019
Quant Method : I:\Pest16\190409ICAL\P16_pcb_04_09_19_ugL_ICAL.m
Quant Title : pcb
QLast Update : Tue Apr 09 11:28:52 2019
Response via : Initial Calibration
Integrator: ChemStation

Volume Inj. :
Signal #1 Phase : Signal #2 Phase:
Signal #1 Info : Signal #2 Info :

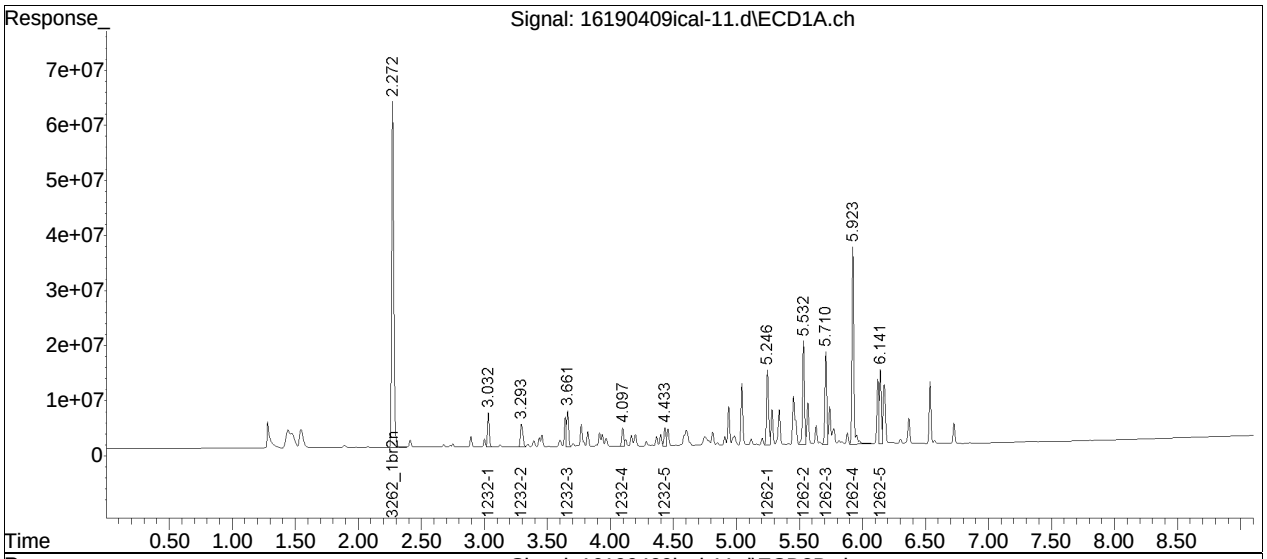

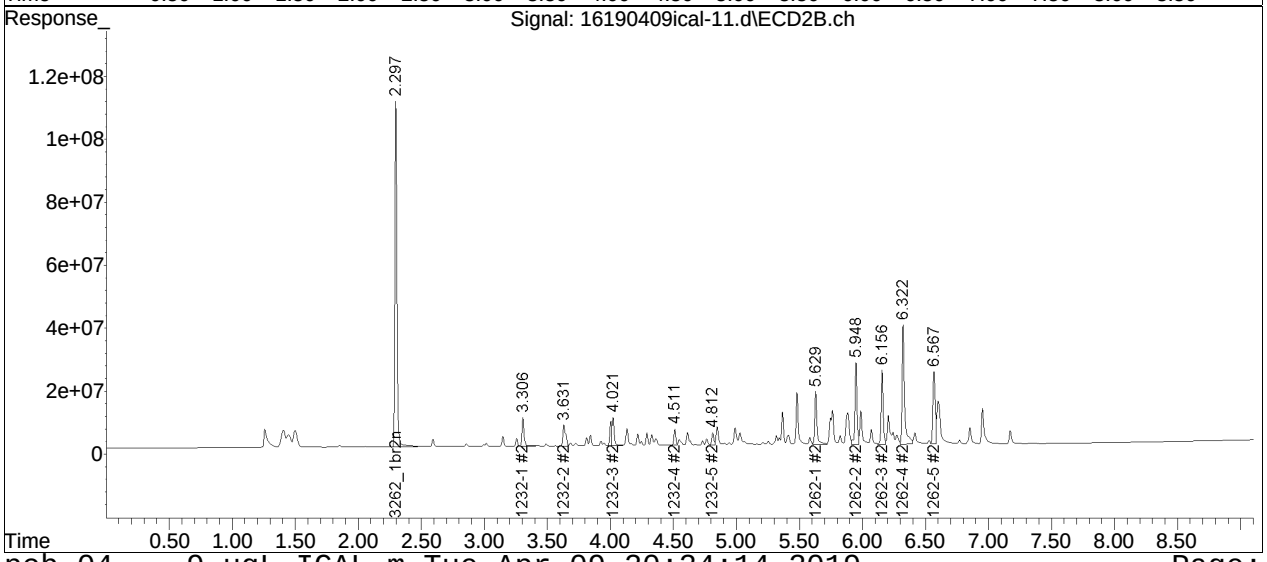

Manual Integration Report

Data Path	: I:\Pest16\190409ICAL\	QMethod	: P16_pcb_04_09_19_ugL_ICA
Data File	: 16190409ical-11.d	Operator	: pest16:kb
Date Inj'd	: 4/9/2019 3:46 am	Instrument	: PEST16
Sample	: il33262,42e,,9005	Quant Date	: 4/9/2019 11:29 am

Compound #41: 1232-1

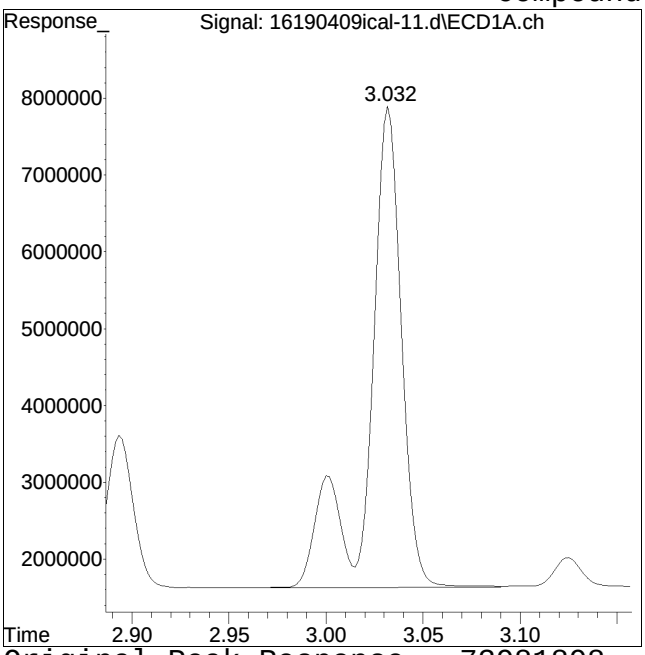

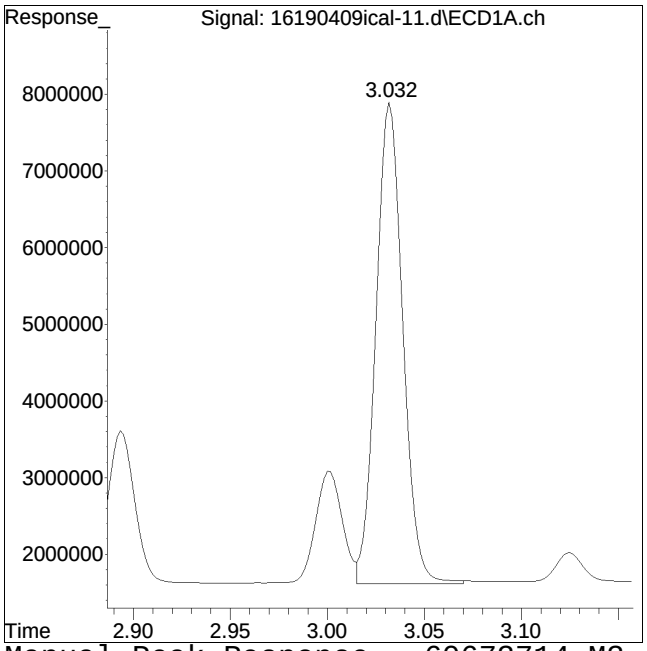

Original Peak Response = 73981898 Manual Peak Response = 60673714 M3
M3 = Misidentification of the peak (i.e. 1,4-dichlorobenzene identified as 1,3-dichlorobenzene), or misidentification from 2 partially resolved peaks not being split.

Manual Integration Report

Data Path	: I:\Pest16\190409ICAL\	QMethod	: P16_pcb_04_09_19_ugL_ICA
Data File	: 16190409ical-11.d	Operator	: pest16:kb
Date Inj'd	: 4/9/2019 3:46 am	Instrument	: PEST16
Sample	: il33262,42e,,9005	Quant Date	: 4/9/2019 11:29 am

Compound #43: 1232-3

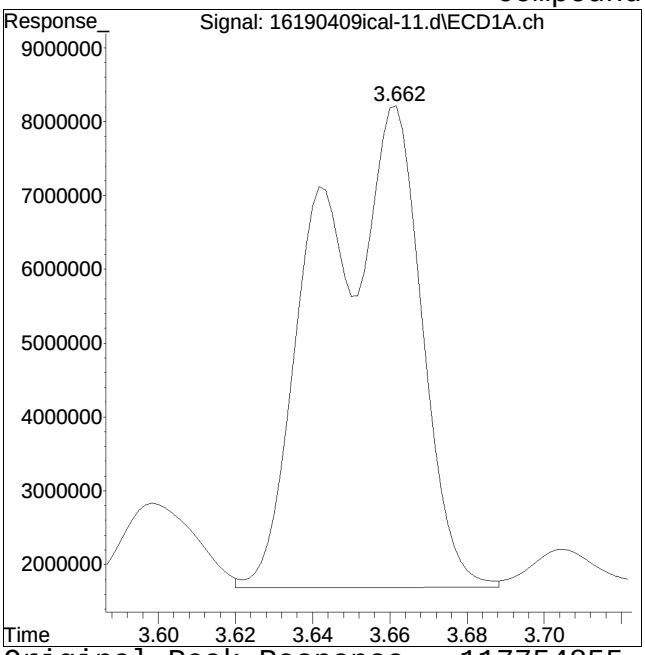

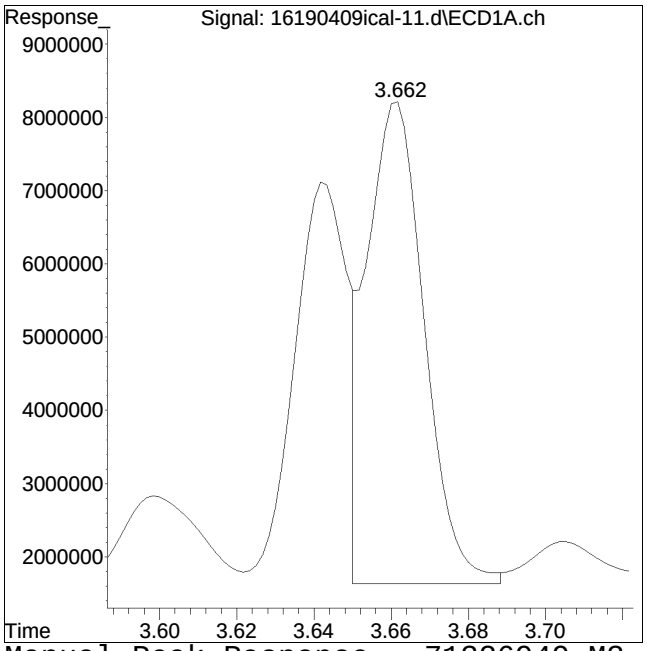

Original Peak Response = 117754855 Manual Peak Response = 71326949 M3
M3 = Misidentification of the peak (i.e. 1,4-dichlorobenzene identified as 1,3-dichlorobenzene), or misidentification from 2 partially resolved peaks not being split.

Manual Integration Report

Data Path	: I:\Pest16\190409ICAL\	QMethod	: P16_pcb_04_09_19_ugL_ICA
Data File	: 16190409ical-11.d	Operator	: pest16:kb
Date Inj'd	: 4/9/2019 3:46 am	Instrument	: PEST16
Sample	: il33262,42e,,9005	Quant Date	: 4/9/2019 11:29 am

Compound #44: 1232-4

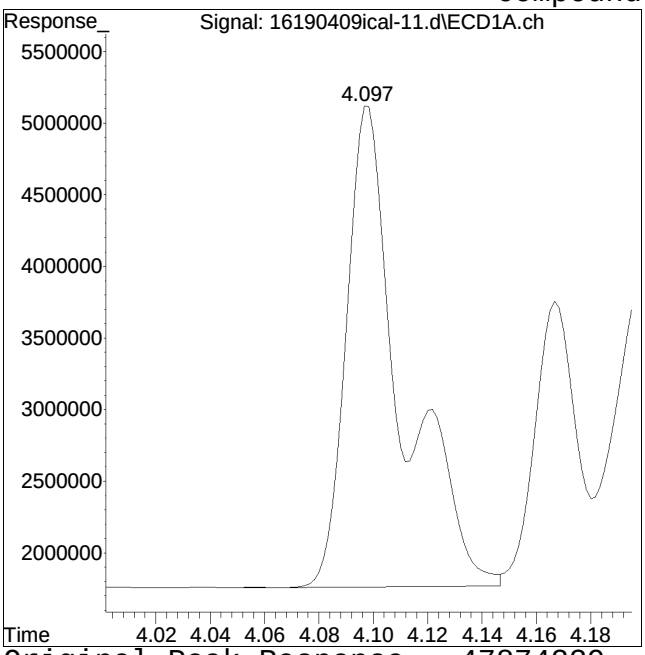

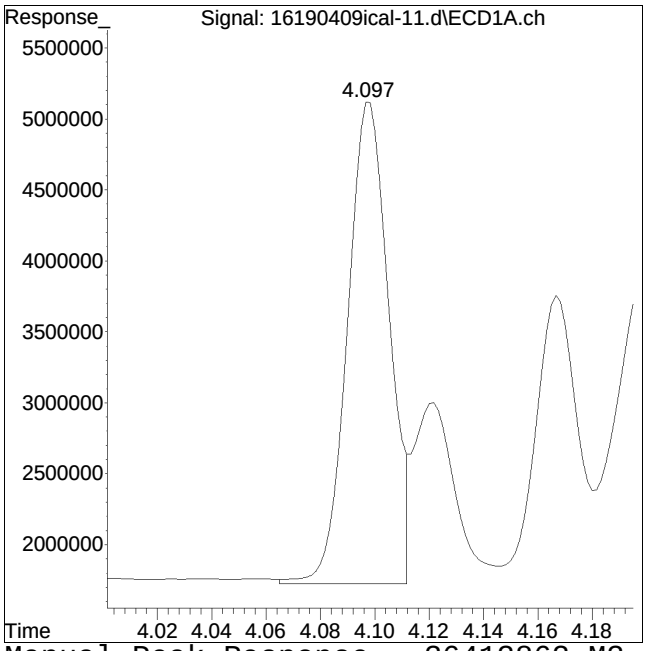

Original Peak Response = 47874239 Manual Peak Response = 36413862 M3

M3 = Misidentification of the peak (i.e. 1,4-dichlorobenzene identified as 1,3-dichlorobenzene), or misidentification from 2 partially resolved peaks not being split.

Manual Integration Report

Data Path	: I:\Pest16\190409ICAL\	QMethod	: P16_pcb_04_09_19_ugL_ICA
Data File	: 16190409ical-11.d	Operator	: pest16:kb
Date Inj'd	: 4/9/2019 3:46 am	Instrument	: PEST16
Sample	: il33262,42e,,9005	Quant Date	: 4/9/2019 11:29 am

Compound #45: 1232-5

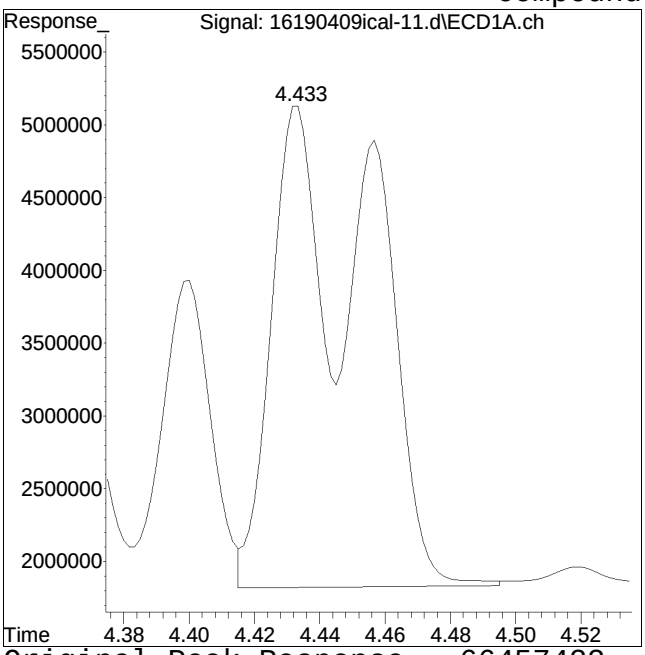

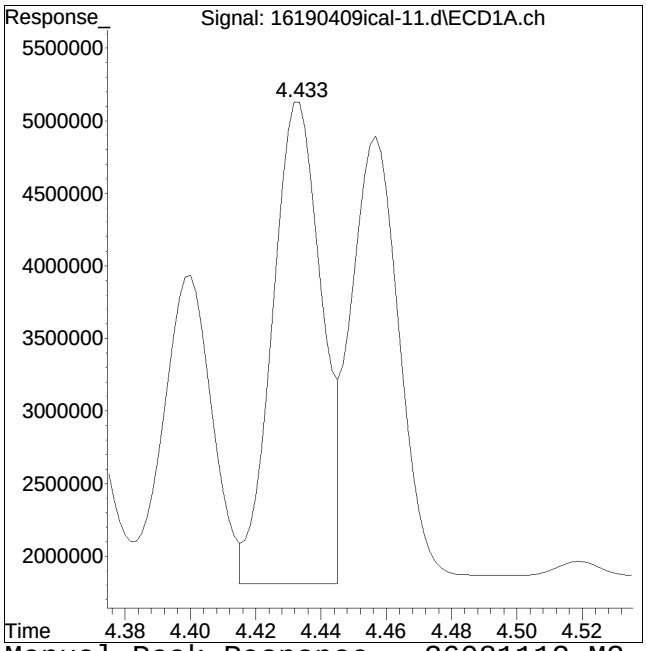

Original Peak Response = 66457422 Manual Peak Response = 36081112 M3

M3 = Misidentification of the peak (i.e. 1,4-dichlorobenzene identified as 1,3-dichlorobenzene), or misidentification from 2 partially resolved peaks not being split.

Manual Integration Report

Data Path	: I:\Pest16\190409ICAL\	QMethod	: P16_pcb_04_09_19_ugL_ICA
Data File	: 16190409ical-11.d	Operator	: pest16:kb
Date Inj'd	: 4/9/2019 3:46 am	Instrument	: PEST16
Sample	: il33262,42e,,9005	Quant Date	: 4/9/2019 11:29 am

Compound #48: 1262-3

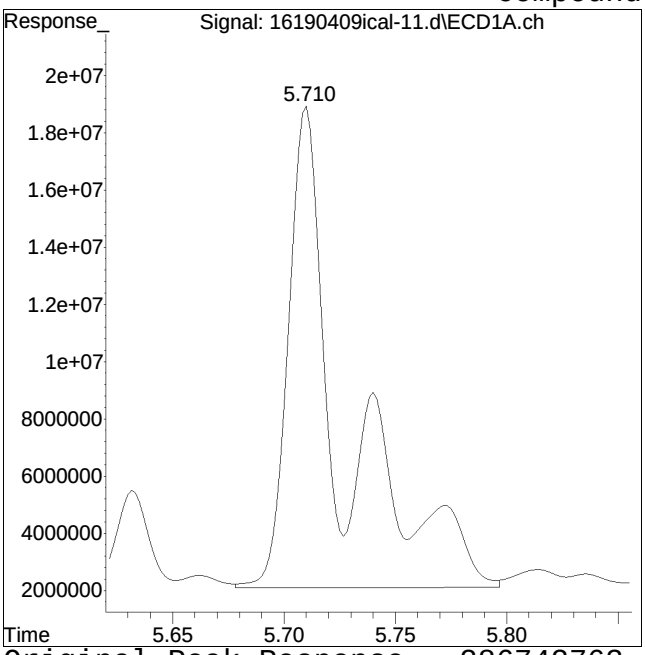

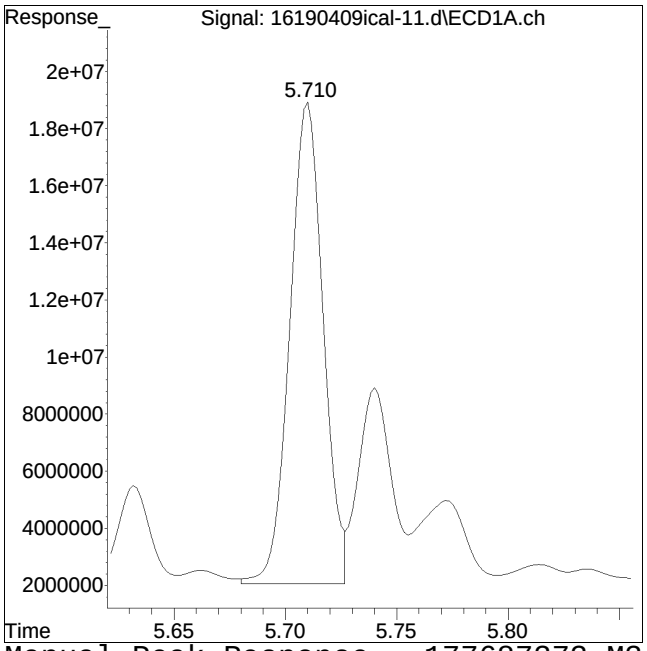

Original Peak Response = 286742763 Manual Peak Response = 177687373 M3
M3 = Misidentification of the peak (i.e. 1,4-dichlorobenzene identified as 1,3-dichlorobenzene), or misidentification from 2 partially resolved peaks not being split.

Manual Integration Report

Data Path	: I:\Pest16\190409ICAL\	QMethod	: P16_pcb_04_09_19_ugL_ICA
Data File	: 16190409ical-11.d	Operator	: pest16:kb
Date Inj'd	: 4/9/2019 3:46 am	Instrument	: PEST16
Sample	: il33262,42e,,9005	Quant Date	: 4/9/2019 11:29 am

Compound #50: 1262-5

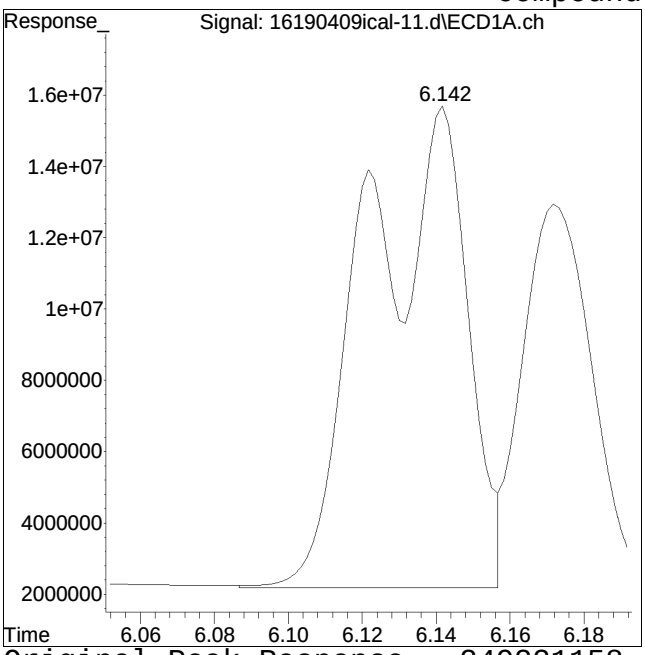

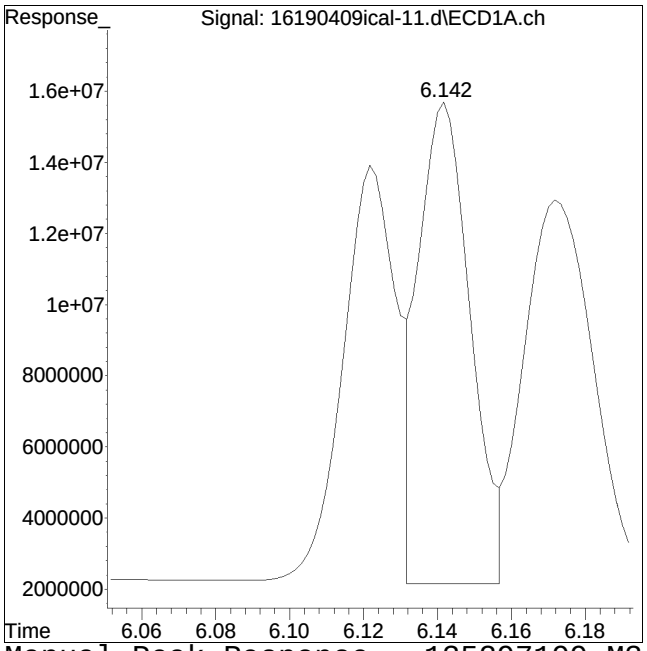

Original Peak Response = 249221158 Manual Peak Response = 135297199 M3
M3 = Misidentification of the peak (i.e. 1,4-dichlorobenzene identified as 1,3-dichlorobenzene), or misidentification from 2 partially resolved peaks not being split.

Quantitation Report (QT Reviewed)

Data Path : I:\Pest16\190409ICAL\
Data File : 16190409ical-12.d
Signal(s) : Signal #1: ECD1A.ch Signal #2: ECD2B.ch
Acq On : 9 Apr 2019 3:58 am
Operator : pest16:kb
Sample : il43262,42e,,9004
Misc : wg1224427,
ALS Vial : 11 Sample Multiplier: 1

Integration File signal 1: events.e
Integration File signal 2: events2.e
Quant Time: Apr 09 11:25:00 2019
Quant Method : I:\Pest16\190409ICAL\P16_pcb_04_09_19_ugL_ICAL.m
Quant Title : pcb
QLast Update : Tue Apr 09 11:22:25 2019
Response via : Initial Calibration
Integrator: ChemStation

Volume Inj. :
Signal #1 Phase : Signal #2 Phase:
Signal #1 Info : Signal #2 Info :

Sub List : Default - All compounds listed

	Compound	RT#1	RT#2	Resp#1	Resp#2	ug/l	ug/l
	Internal Standards						
1) i	1660_1br2nb	0.000	0.000	0	0	N.D. d	N.D. d
14) i	2154_1br2nb	0.000	0.000	0	0	N.D. d	N.D. d
23) i	4268_1br2nb	0.000	0.000	0	0	N.D. d	N.D. d
34) i	1248_1br2nb	0.000	0.000	0	0	N.D. d	N.D. d
40) i	3262_1br2nb	2.274	2.298	831.6E6	1440.1E6	250.000	250.000
	System Monitoring Compounds						
2) s	2,4,5,6-Tetr	0.000	0.000	0	0	N.D. d	N.D. d
Spiked Amount	500.000	Range	30 - 150	Recovery	=	0.00%#	0.00%#
3) s	Decachlorobi	0.000	0.000	0	0	N.D. d	N.D. d
Spiked Amount	500.000	Range	30 - 150	Recovery	=	0.00%#	0.00%#
	Target Compounds						
4) l1	1016-1	0.000	0.000	0	0	N.D. d	N.D. d
5) l1	1016-2	0.000	0.000	0	0	N.D. d	N.D. d
6) l1	1016-3	0.000	0.000	0	0	N.D. d	N.D. d
7) l1	1016-4	0.000	0.000	0	0	N.D. d	N.D. d
8) l1	1016-5	0.000	0.000	0	0	N.D. d	N.D. d
Sum	1016-1			0	0	N.D.	N.D.
Average	1016-1					0.000	0.000
9) l2	1260-1	0.000	0.000	0	0	N.D. d	N.D. d
10) l2	1260-2	0.000	0.000	0	0	N.D. d	N.D. d
11) l2	1260-3	0.000	0.000	0	0	N.D. d	N.D. d
12) l2	1260-4	0.000	0.000	0	0	N.D. d	N.D. d
13) l2	1260-5	0.000	0.000	0	0	N.D. d	N.D. d
Sum	1260-1			0	0	N.D.	N.D.
Average	1260-1					0.000	0.000
15) l3	1221-2	0.000	0.000	0	0	N.D. d	N.D. d
16) l3	1221-3	0.000	0.000	0	0	N.D. d	N.D. d
17) l3	1221-4	0.000	0.000	0	0	N.D. d	N.D. d

Quantitation Report (QT Reviewed)

Data Path : I:\Pest16\190409ICAL\
Data File : 16190409ical-12.d
Signal(s) : Signal #1: ECD1A.ch Signal #2: ECD2B.ch
Acq On : 9 Apr 2019 3:58 am
Operator : pest16:kb
Sample : il43262,42e,,9004
Misc : wg1224427,
ALS Vial : 11 Sample Multiplier: 1

Integration File signal 1: events.e
Integration File signal 2: events2.e
Quant Time: Apr 09 11:25:00 2019
Quant Method : I:\Pest16\190409ICAL\P16_pcb_04_09_19_ugL_ICAL.m
Quant Title : pcb
QLast Update : Tue Apr 09 11:22:25 2019
Response via : Initial Calibration
Integrator: ChemStation

Volume Inj. :
Signal #1 Phase : Signal #2 Phase:
Signal #1 Info : Signal #2 Info :

Sub List : Default - All compounds listed

	Compound	RT#1	RT#2	Resp#1	Resp#2	ug/l	ug/l
Sum	1221-2			0	0	N.D.	N.D.
Average	1221-2					0.000	0.000
18) l4	1254-1	0.000	0.000	0	0	N.D. d	N.D. d
19) l4	1254-2	0.000	0.000	0	0	N.D. d	N.D. d
20) l4	1254-3	0.000	0.000	0	0	N.D. d	N.D. d
21) l4	1254-4	0.000	0.000	0	0	N.D. d	N.D. d
22) l4	1254-5	0.000	0.000	0	0	N.D. d	N.D. d
Sum	1254-1			0	0	N.D.	N.D.
Average	1254-1					0.000	0.000
24) l6	1242-1	0.000	0.000	0	0	N.D. d	N.D. d
25) l6	1242-2	0.000	0.000	0	0	N.D. d	N.D. d
26) l6	1242-3	0.000	0.000	0	0	N.D. d	N.D. d
27) l6	1242-4	0.000	0.000	0	0	N.D. d	N.D. d
28) l6	1242-5	0.000	0.000	0	0	N.D. d	N.D. d
Sum	1242-1			0	0	N.D.	N.D.
Average	1242-1					0.000	0.000
29) l9	1268-1	0.000	0.000	0	0	N.D. d	N.D. d
30) l9	1268-2	0.000	0.000	0	0	N.D. d	N.D. d
31) l9	1268-3	0.000	0.000	0	0	N.D. d	N.D. d
32) l9	1268-4	0.000	0.000	0	0	N.D. d	N.D. d
33) l9	1268-5	0.000	0.000	0	0	N.D. d	N.D. d
Sum	1268-1			0	0	N.D.	N.D.
Average	1268-1					0.000	0.000
35) l7	1248-1	0.000	0.000	0	0	N.D. d	N.D. d
36) l7	1248-2	0.000	0.000	0	0	N.D. d	N.D. d
37) l7	1248-3	0.000	0.000	0	0	N.D. d	N.D. d
38) l7	1248-4	0.000	0.000	0	0	N.D. d	N.D. d
39) l7	1248-5	0.000	0.000	0	0	N.D. d	N.D. d
Sum	1248-1			0	0	N.D.	N.D.

Quantitation Report (QT Reviewed)

Data Path : I:\Pest16\190409ICAL\
Data File : 16190409ical-12.d
Signal(s) : Signal #1: ECD1A.ch Signal #2: ECD2B.ch
Acq On : 9 Apr 2019 3:58 am
Operator : pest16:kb
Sample : il43262,42e,,9004
Misc : wg1224427,
ALS Vial : 11 Sample Multiplier: 1

Integration File signal 1: events.e
Integration File signal 2: events2.e
Quant Time: Apr 09 11:25:00 2019
Quant Method : I:\Pest16\190409ICAL\P16_pcb_04_09_19_ugL_ICAL.m
Quant Title : pcb
QLast Update : Tue Apr 09 11:22:25 2019
Response via : Initial Calibration
Integrator: ChemStation

Volume Inj. :
Signal #1 Phase : Signal #2 Phase:
Signal #1 Info : Signal #2 Info :

Sub List : Default - All compounds listed

Compound	RT#1	RT#2	Resp#1	Resp#2	ug/l	ug/l
Average 1248-1					0.000	0.000
41) l5 1232-1	3.033	3.307	162.6E6	272.6E6	NoCal	NoCal
42) l5 1232-2	3.296	3.632	151.6E6	280.8E6	NoCal	NoCal
43) l5 1232-3	3.662	4.022	191.0E6	312.9E6	NoCal M3	NoCal
44) l5 1232-4	4.098	4.513	97635417	160.1E6	NoCal M3	NoCal
45) l5 1232-5	4.434	4.812	98964219	130.2E6	NoCal M3	NoCal
Sum 1232-1			0	0	N.D.	N.D.
Average 1232-1					0.000	0.000
46) l8 1262-1	5.247	5.629	435.7E6	603.3E6	NoCal	NoCal
47) l8 1262-2	5.533	5.949	551.2E6	862.1E6	NoCal	NoCal
48) l8 1262-3	5.709	6.156	500.4E6	771.5E6	NoCal M3	NoCal
49) l8 1262-4	5.924	6.322	1078.2E6	1511.0E6	NoCal	NoCal
50) l8 1262-5	6.141	6.569	390.1E6	938.9E6	NoCal M3	NoCal
Sum 1262-1			0	0	N.D.	N.D.
Average 1262-1					0.000	0.000

SemiQuant Compounds - Not Calibrated on this Instrument

Sum 1262-1			0	0	N.D.	N.D.
Average 1262-1					0.000	0.000

(f)=RT Delta > 1/2 Window (D)=Amounts differ by > 40% (m)=manual int.
(#)=Recovery Exceeds Compound Acceptance Limits.
(I,C,F) I=Interference, C=Coelluting Calibration Peak, F=Fails CC Criteria.

Sub List : Default - All compounds listed Reviewed)

Data Path : I:\Pest16\190409ICAL\
Data File : 16190409ical-12.d
Signal(s) : Signal #1: ECD1A.ch Signal #2: ECD2B.ch
Acq On : 9 Apr 2019 3:58 am
Operator : pest16:kb
Sample : il43262,42e,,9004
Misc : wg1224427,
ALS Vial : 11 Sample Multiplier: 1

Integration File signal 1: events.e
Integration File signal 2: events2.e
Quant Time: Apr 09 11:25:00 2019
Quant Method : I:\Pest16\190409ICAL\P16_pcb_04_09_19_ugL_ICAL.m
Quant Title : pcb
QLast Update : Tue Apr 09 11:22:25 2019
Response via : Initial Calibration
Integrator: ChemStation

Volume Inj. :
Signal #1 Phase : Signal #2 Phase:
Signal #1 Info : Signal #2 Info :

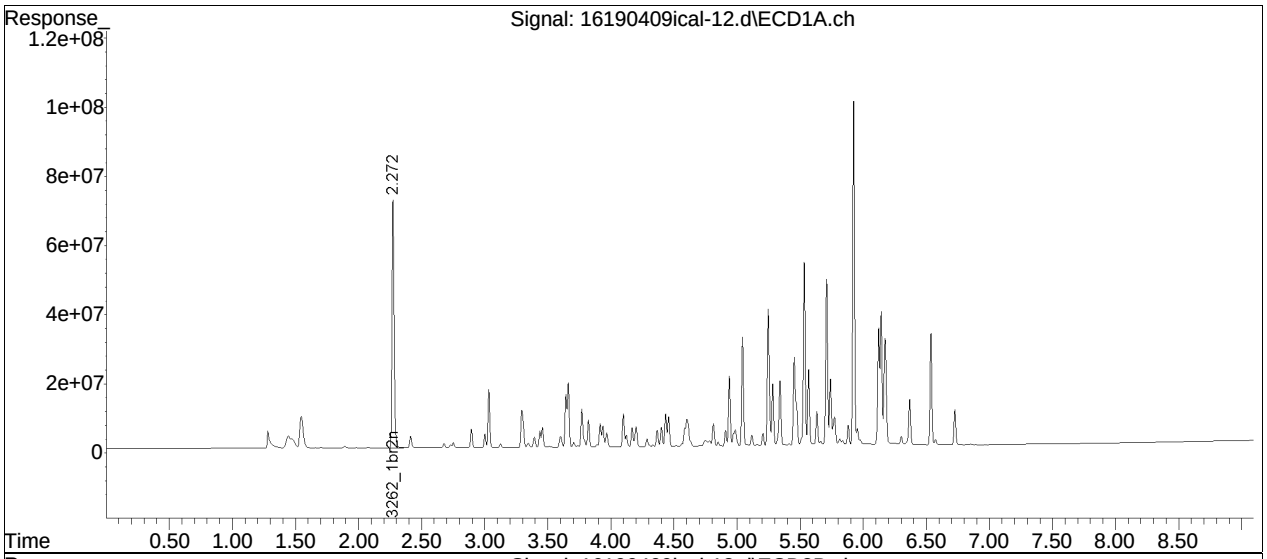

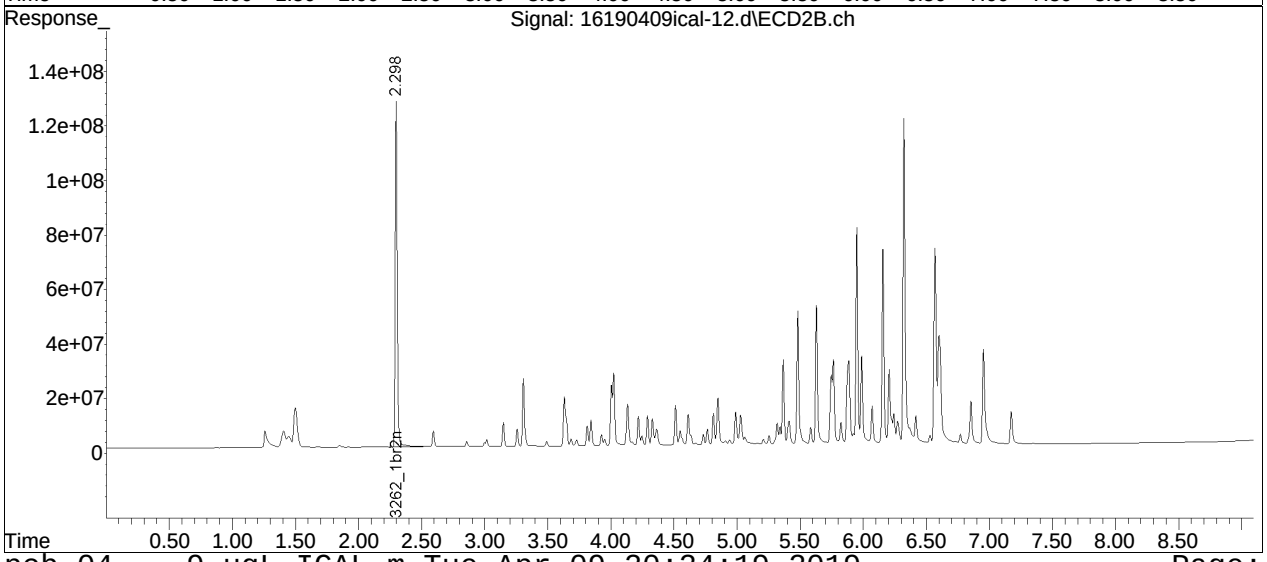

Manual Integration Report

Data Path	: I:\Pest16\190409ICAL\	QMethod	: P16_pcb_04_09_19_ugL_ICA
Data File	: 16190409ical-12.d	Operator	: pest16:kb
Date Inj'd	: 4/9/2019 3:58 am	Instrument	: PEST16
Sample	: il43262,42e,,9004	Quant Date	: 4/9/2019 11:22 am

Compound #43: 1232-3

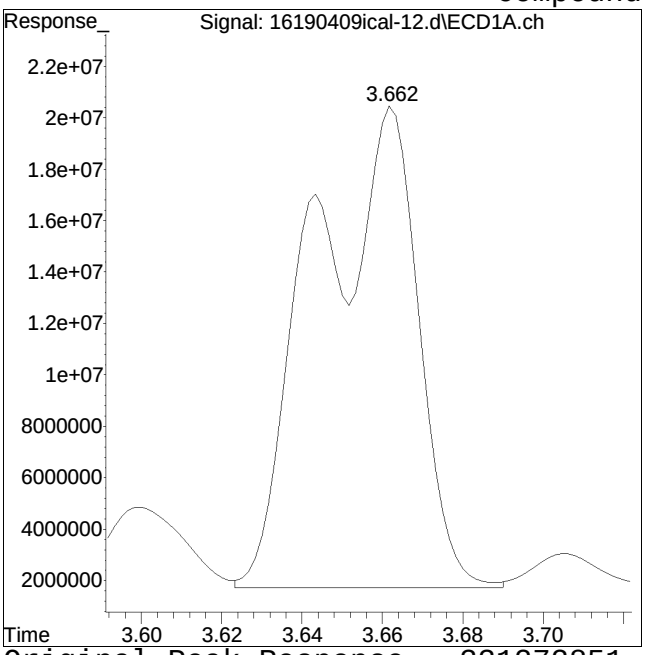

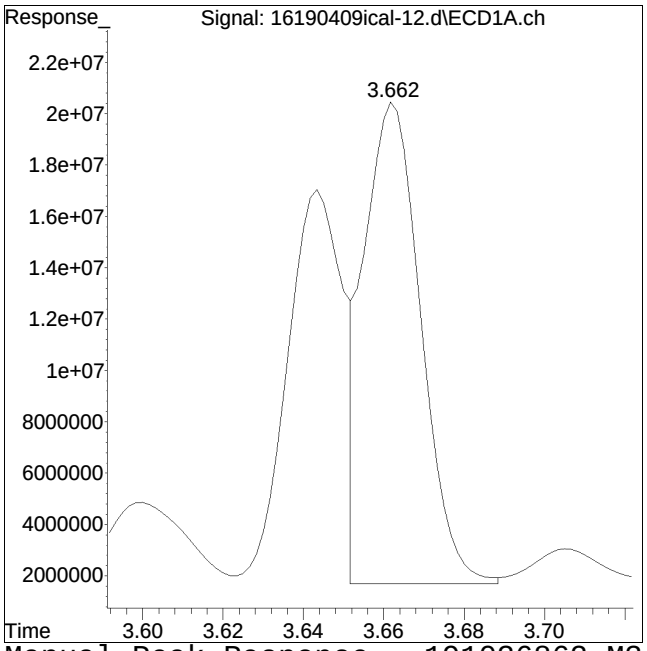

Original Peak Response = 331272851 Manual Peak Response = 191036862 M3
M3 = Misidentification of the peak (i.e. 1,4-dichlorobenzene identified as 1,3-dichlorobenzene), or misidentification from 2 partially resolved peaks not being split.

Manual Integration Report

Data Path	: I:\Pest16\190409ICAL\	QMethod	: P16_pcb_04_09_19_ugL_ICA
Data File	: 16190409ical-12.d	Operator	: pest16:kb
Date Inj'd	: 4/9/2019 3:58 am	Instrument	: PEST16
Sample	: il43262,42e,,9004	Quant Date	: 4/9/2019 11:22 am

Compound #44: 1232-4

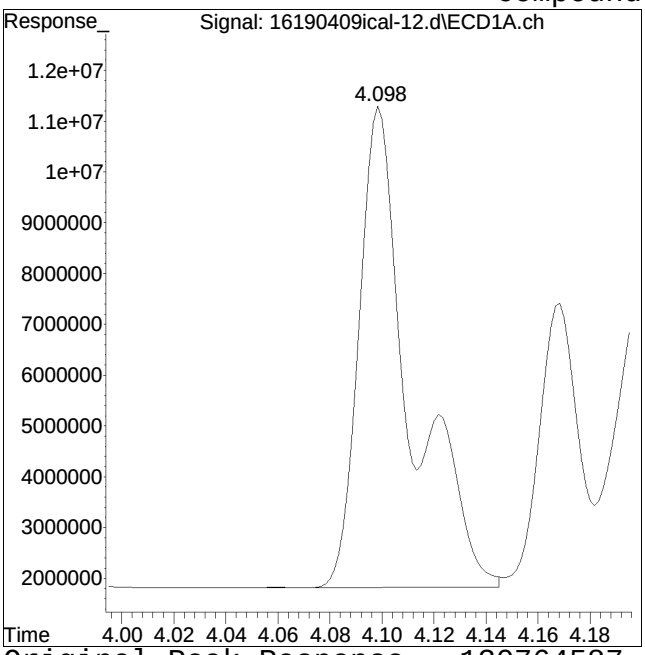

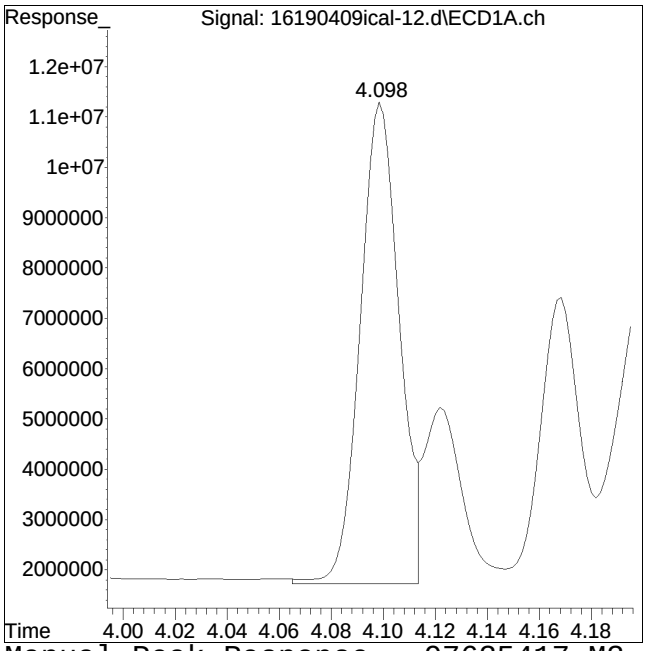

Original Peak Response = 130764587 Manual Peak Response = 97635417 M3
M3 = Misidentification of the peak (i.e. 1,4-dichlorobenzene identified as 1,3-dichlorobenzene), or misidentification from 2 partially resolved peaks not being split.

Manual Integration Report

Data Path	: I:\Pest16\190409ICAL\	QMethod	: P16_pcb_04_09_19_ugL_ICA
Data File	: 16190409ical-12.d	Operator	: pest16:kb
Date Inj'd	: 4/9/2019 3:58 am	Instrument	: PEST16
Sample	: il43262,42e,,9004	Quant Date	: 4/9/2019 11:22 am

Compound #45: 1232-5

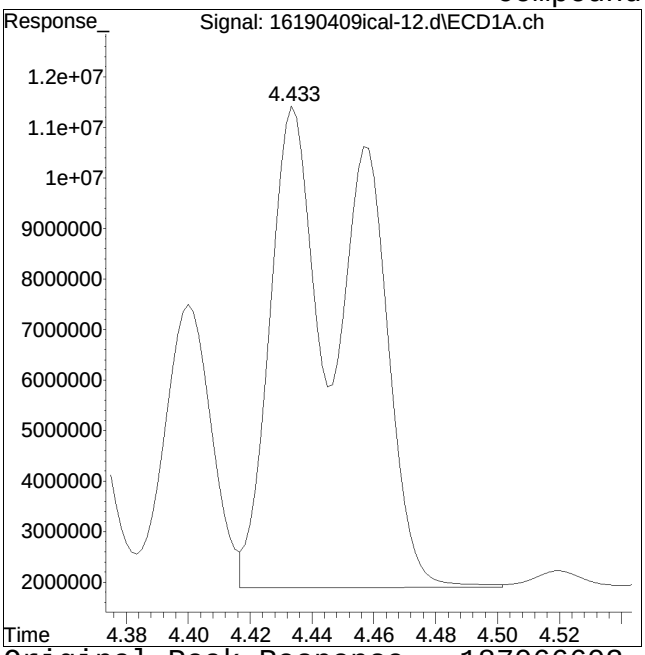

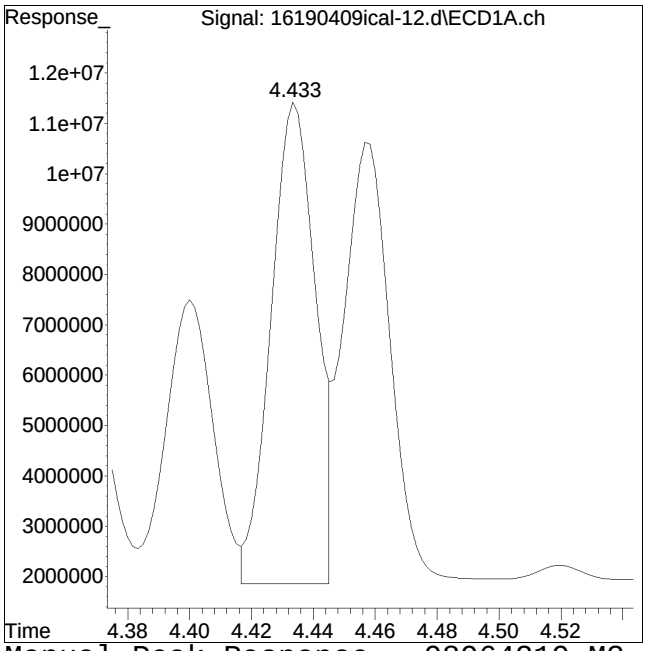

Original Peak Response = 187066603 Manual Peak Response = 98964219 M3

M3 = Misidentification of the peak (i.e. 1,4-dichlorobenzene identified as 1,3-dichlorobenzene), or misidentification from 2 partially resolved peaks not being split.

Manual Integration Report

Data Path	: I:\Pest16\190409ICAL\	QMethod	: P16_pcb_04_09_19_ugL_ICA
Data File	: 16190409ical-12.d	Operator	: pest16:kb
Date Inj'd	: 4/9/2019 3:58 am	Instrument	: PEST16
Sample	: il43262,42e,,9004	Quant Date	: 4/9/2019 11:22 am

Compound #48: 1262-3

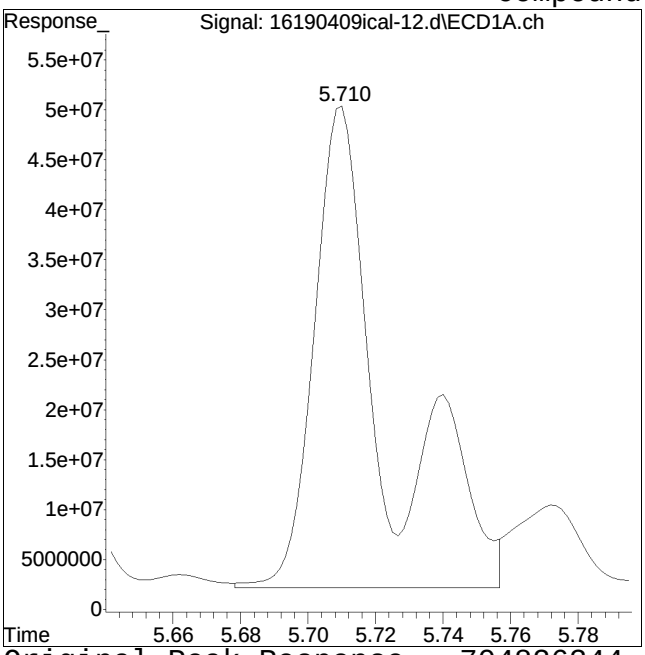

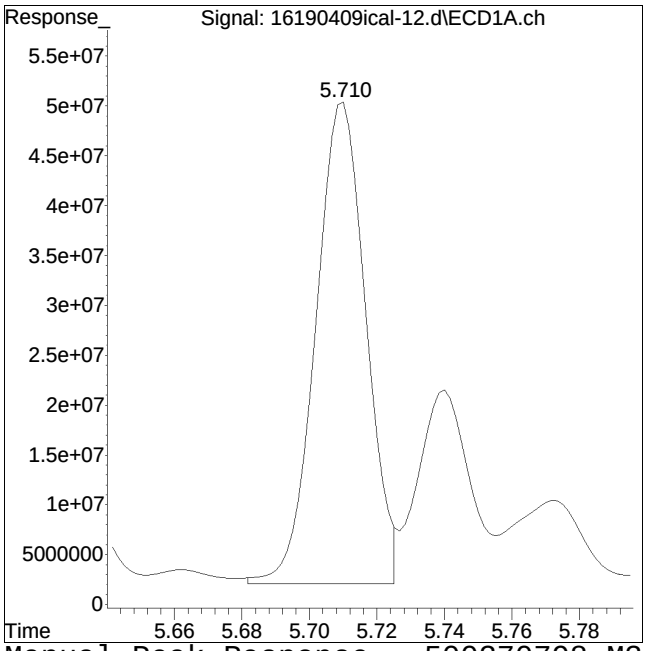

Original Peak Response = 704826344 Manual Peak Response = 500370798 M3
M3 = Misidentification of the peak (i.e. 1,4-dichlorobenzene identified as 1,3-dichlorobenzene), or misidentification from 2 partially resolved peaks not being split.

Manual Integration Report

Data Path	: I:\Pest16\190409ICAL\	QMethod	: P16_pcb_04_09_19_ugL_ICA
Data File	: 16190409ical-12.d	Operator	: pest16:kb
Date Inj'd	: 4/9/2019 3:58 am	Instrument	: PEST16
Sample	: il43262,42e,,9004	Quant Date	: 4/9/2019 11:22 am

Compound #50: 1262-5

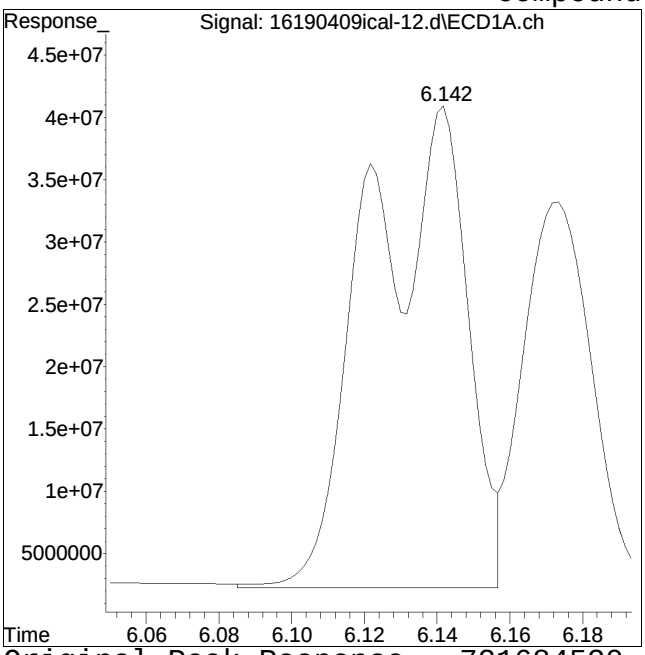

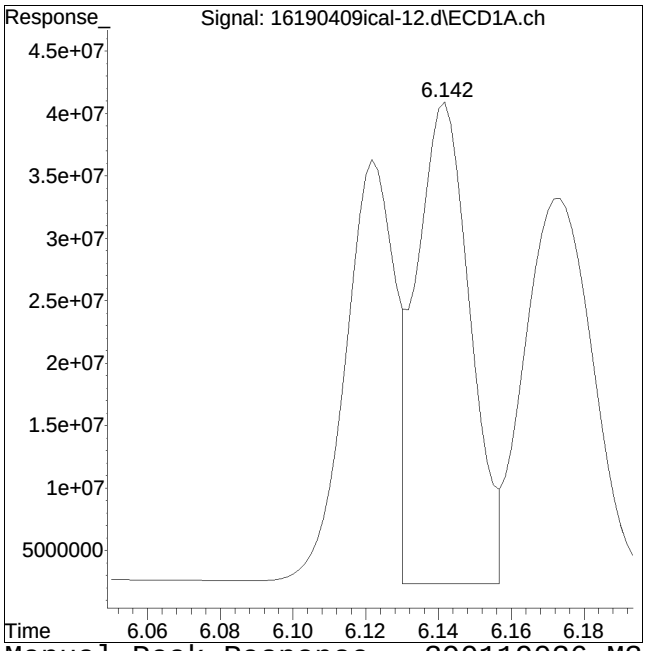

Original Peak Response = 721684520 Manual Peak Response = 390119036 M3
M3 = Misidentification of the peak (i.e. 1,4-dichlorobenzene identified as 1,3-dichlorobenzene), or misidentification from 2 partially resolved peaks not being split.

Quantitation Report (QT Reviewed)

Data Path : I:\Pest16\190409ICAL\
Data File : 16190409ical-13.d
Signal(s) : Signal #1: ECD1A.ch Signal #2: ECD2B.ch
Acq On : 9 Apr 2019 4:11 am
Operator : pest16:kb
Sample : il53262,42e,,9003
Misc : wg1224427,
ALS Vial : 12 Sample Multiplier: 1

Integration File signal 1: events.e
Integration File signal 2: events2.e
Quant Time: Apr 09 11:27:29 2019
Quant Method : I:\Pest16\190409ICAL\P16_pcb_04_09_19_ugL_ICAL.m
Quant Title : pcb
QLast Update : Tue Apr 09 11:26:15 2019
Response via : Initial Calibration
Integrator: ChemStation

Volume Inj. :
Signal #1 Phase : Signal #2 Phase:
Signal #1 Info : Signal #2 Info :

Sub List : Default - All compounds listed

	Compound	RT#1	RT#2	Resp#1	Resp#2	ug/l	ug/l
	Internal Standards						
1) i	1660_1br2nb	0.000	0.000	0	0	N.D. d	N.D. d
14) i	2154_1br2nb	0.000	0.000	0	0	N.D. d	N.D. d
23) i	4268_1br2nb	0.000	0.000	0	0	N.D. d	N.D. d
34) i	1248_1br2nb	0.000	0.000	0	0	N.D. d	N.D. d
40) i	3262_1br2nb	2.273	2.298	722.8E6	1214.1E6	250.000	250.000
	System Monitoring Compounds						
2) s	2,4,5,6-Tetr	0.000	0.000	0	0	N.D. d	N.D. d
Spiked Amount	500.000	Range	30 - 150	Recovery	=	0.00%#	0.00%#
3) s	Decachlorobi	0.000	0.000	0	0	N.D. d	N.D. d
Spiked Amount	500.000	Range	30 - 150	Recovery	=	0.00%#	0.00%#
	Target Compounds						
4) l1	1016-1	0.000	0.000	0	0	N.D. d	N.D. d
5) l1	1016-2	0.000	0.000	0	0	N.D. d	N.D. d
6) l1	1016-3	0.000	0.000	0	0	N.D. d	N.D. d
7) l1	1016-4	0.000	0.000	0	0	N.D. d	N.D. d
8) l1	1016-5	0.000	0.000	0	0	N.D. d	N.D. d
Sum	1016-1			0	0	N.D.	N.D.
Average	1016-1					0.000	0.000
9) l2	1260-1	0.000	0.000	0	0	N.D. d	N.D. d
10) l2	1260-2	0.000	0.000	0	0	N.D. d	N.D. d
11) l2	1260-3	0.000	0.000	0	0	N.D. d	N.D. d
12) l2	1260-4	0.000	0.000	0	0	N.D. d	N.D. d
13) l2	1260-5	0.000	0.000	0	0	N.D. d	N.D. d
Sum	1260-1			0	0	N.D.	N.D.
Average	1260-1					0.000	0.000
15) l3	1221-2	0.000	0.000	0	0	N.D. d	N.D. d
16) l3	1221-3	0.000	0.000	0	0	N.D. d	N.D. d
17) l3	1221-4	0.000	0.000	0	0	N.D. d	N.D. d

Quantitation Report (QT Reviewed)

Data Path : I:\Pest16\190409ICAL\
Data File : 16190409ical-13.d
Signal(s) : Signal #1: ECD1A.ch Signal #2: ECD2B.ch
Acq On : 9 Apr 2019 4:11 am
Operator : pest16:kb
Sample : il53262,42e,,9003
Misc : wg1224427,
ALS Vial : 12 Sample Multiplier: 1

Integration File signal 1: events.e
Integration File signal 2: events2.e
Quant Time: Apr 09 11:27:29 2019
Quant Method : I:\Pest16\190409ICAL\P16_pcb_04_09_19_ugL_ICAL.m
Quant Title : pcb
QLast Update : Tue Apr 09 11:26:15 2019
Response via : Initial Calibration
Integrator: ChemStation

Volume Inj. :
Signal #1 Phase : Signal #2 Phase:
Signal #1 Info : Signal #2 Info :

Sub List : Default - All compounds listed

	Compound	RT#1	RT#2	Resp#1	Resp#2	ug/l	ug/l
Sum	1221-2			0	0	N.D.	N.D.
Average	1221-2					0.000	0.000
18) l4	1254-1	0.000	0.000	0	0	N.D. d	N.D. d
19) l4	1254-2	0.000	0.000	0	0	N.D. d	N.D. d
20) l4	1254-3	0.000	0.000	0	0	N.D. d	N.D. d
21) l4	1254-4	0.000	0.000	0	0	N.D. d	N.D. d
22) l4	1254-5	0.000	0.000	0	0	N.D. d	N.D. d
Sum	1254-1			0	0	N.D.	N.D.
Average	1254-1					0.000	0.000
24) l6	1242-1	0.000	0.000	0	0	N.D. d	N.D. d
25) l6	1242-2	0.000	0.000	0	0	N.D. d	N.D. d
26) l6	1242-3	0.000	0.000	0	0	N.D. d	N.D. d
27) l6	1242-4	0.000	0.000	0	0	N.D. d	N.D. d
28) l6	1242-5	0.000	0.000	0	0	N.D. d	N.D. d
Sum	1242-1			0	0	N.D.	N.D.
Average	1242-1					0.000	0.000
29) l9	1268-1	0.000	0.000	0	0	N.D. d	N.D. d
30) l9	1268-2	0.000	0.000	0	0	N.D. d	N.D. d
31) l9	1268-3	0.000	0.000	0	0	N.D. d	N.D. d
32) l9	1268-4	0.000	0.000	0	0	N.D. d	N.D. d
33) l9	1268-5	0.000	0.000	0	0	N.D. d	N.D. d
Sum	1268-1			0	0	N.D.	N.D.
Average	1268-1					0.000	0.000
35) l7	1248-1	0.000	0.000	0	0	N.D. d	N.D. d
36) l7	1248-2	0.000	0.000	0	0	N.D. d	N.D. d
37) l7	1248-3	0.000	0.000	0	0	N.D. d	N.D. d
38) l7	1248-4	0.000	0.000	0	0	N.D. d	N.D. d
39) l7	1248-5	0.000	0.000	0	0	N.D. d	N.D. d
Sum	1248-1			0	0	N.D.	N.D.

Quantitation Report (QT Reviewed)

Data Path : I:\Pest16\190409ICAL\
Data File : 16190409ical-13.d
Signal(s) : Signal #1: ECD1A.ch Signal #2: ECD2B.ch
Acq On : 9 Apr 2019 4:11 am
Operator : pest16:kb
Sample : il53262,42e,,9003
Misc : wg1224427,
ALS Vial : 12 Sample Multiplier: 1

Integration File signal 1: events.e
Integration File signal 2: events2.e
Quant Time: Apr 09 11:27:29 2019
Quant Method : I:\Pest16\190409ICAL\P16_pcb_04_09_19_ugL_ICAL.m
Quant Title : pcb
QLast Update : Tue Apr 09 11:26:15 2019
Response via : Initial Calibration
Integrator: ChemStation

Volume Inj. :
Signal #1 Phase : Signal #2 Phase:
Signal #1 Info : Signal #2 Info :

Sub List : Default - All compounds listed

	Compound	RT#1	RT#2	Resp#1	Resp#2	ug/l	ug/l
Average	1248-1					0.000	0.000
41) l5	1232-1	3.032	3.306	269.3E6	466.8E6	4763.717	5078.117
42) l5	1232-2	3.295	3.632	257.6E6	481.6E6	4888.993	5085.733
43) l5	1232-3	3.661	4.022	333.7E6	549.2E6	5024.918M3	5204.385
44) l5	1232-4	4.098	4.513	169.7E6	278.9E6	5000.474	5163.787
45) l5	1232-5	4.434	4.813	167.8E6	232.8E6	4877.415	5302.726
Sum	1232-1			1198.2E6	2009.3E6	24555.518	25834.747
Average	1232-1					4911.104	5166.949
46) l8	1262-1	5.247	5.630	750.4E6	1064.3E6	4954.639	5231.235
47) l8	1262-2	5.533	5.950	945.4E6	1510.6E6	4932.964	5196.187
48) l8	1262-3	5.710	6.157	862.2E6	1363.6E6	4956.401	5241.203
49) l8	1262-4	5.924	6.324	1788.5E6	2650.6E6	4771.406M1	5201.823
50) l8	1262-5	6.142	6.569	675.7E6	1688.6E6	4982.075	5332.980
Sum	1262-1			5022.2E6	8277.7E6	24597.487	26203.428
Average	1262-1					4919.497	5240.686

SemiQuant Compounds - Not Calibrated on this Instrument

Sum	1262-1			5022.2E6	8277.7E6	24597.487	26203.428
Average	1262-1					4919.497	5240.686

(f)=RT Delta > 1/2 Window (D)=Amounts differ by > 40% (m)=manual int.
(#)=Recovery Exceeds Compound Acceptance Limits.
(I,C,F) I=Interference, C=Coelluting Calibration Peak, F=Fails CC Criteria.

Sub List : Default - All compounds listed Reviewed)

Data Path : I:\Pest16\190409ICAL\
Data File : 16190409ical-13.d
Signal(s) : Signal #1: ECD1A.ch Signal #2: ECD2B.ch
Acq On : 9 Apr 2019 4:11 am
Operator : pest16:kb
Sample : il53262,42e,,9003
Misc : wg1224427,
ALS Vial : 12 Sample Multiplier: 1

Integration File signal 1: events.e
Integration File signal 2: events2.e
Quant Time: Apr 09 11:27:29 2019
Quant Method : I:\Pest16\190409ICAL\P16_pcb_04_09_19_ugL_ICAL.m
Quant Title : pcb
QLast Update : Tue Apr 09 11:26:15 2019
Response via : Initial Calibration
Integrator: ChemStation

Volume Inj. :
Signal #1 Phase : Signal #2 Phase:
Signal #1 Info : Signal #2 Info :

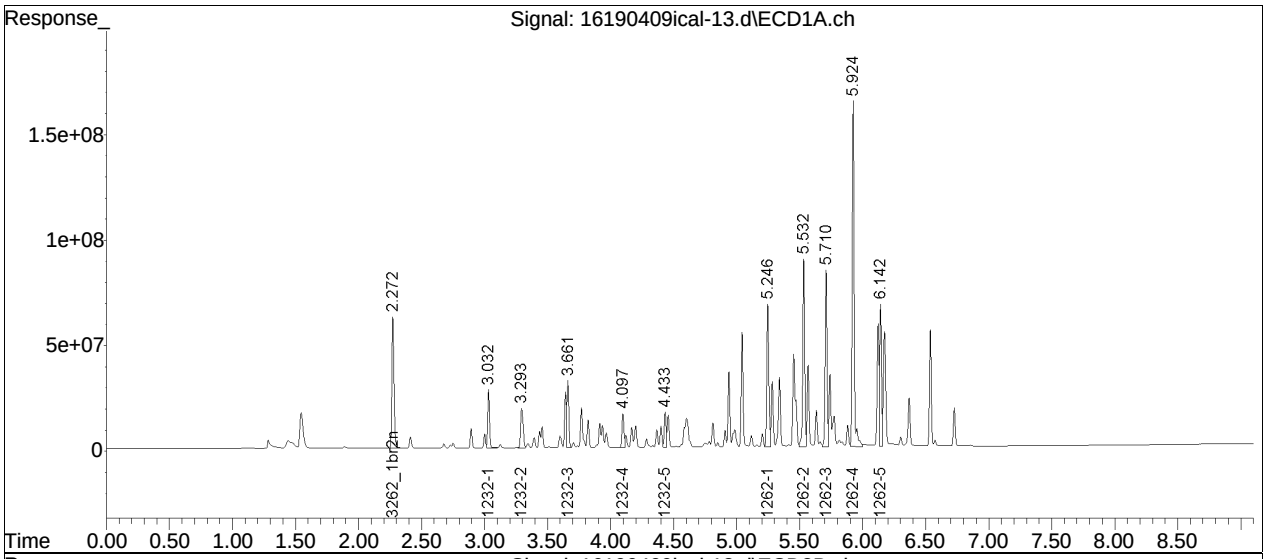

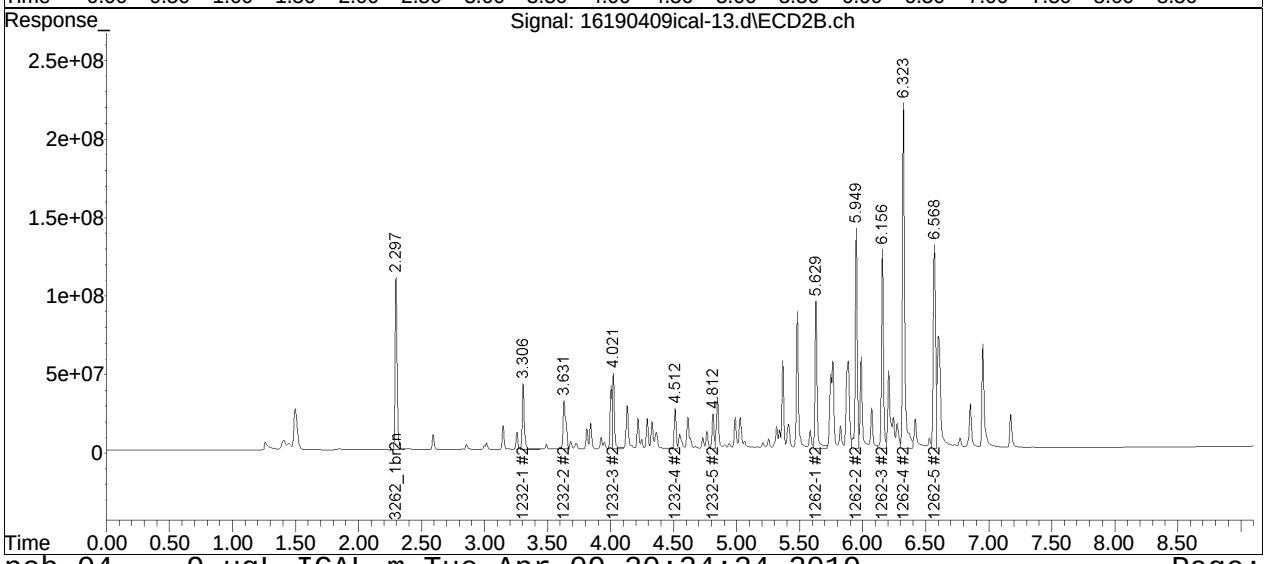

Manual Integration Report

Data Path	: I:\Pest16\190409ICAL\	QMethod	: P16_pcb_04_09_19_ugL_ICA
Data File	: 16190409ical-13.d	Operator	: pest16:kb
Date Inj'd	: 4/9/2019 4:11 am	Instrument	: PEST16
Sample	: il53262,42e,,9003	Quant Date	: 4/9/2019 11:26 am

Compound #43: 1232-3

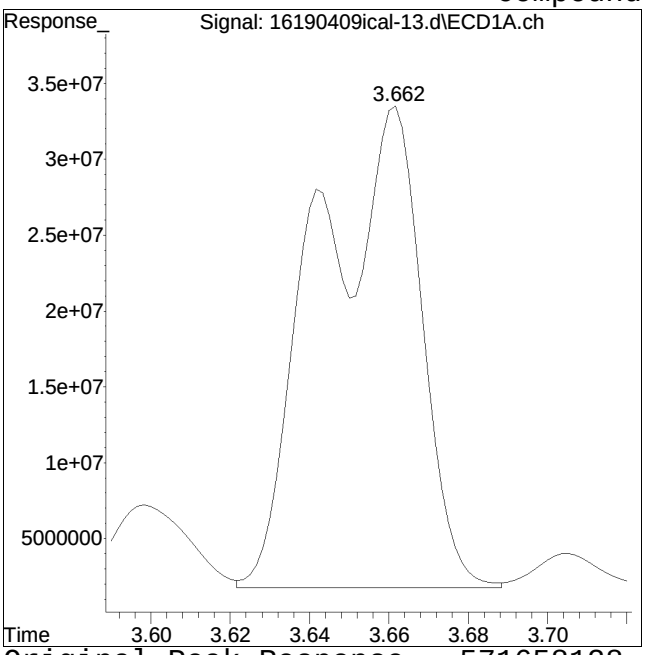

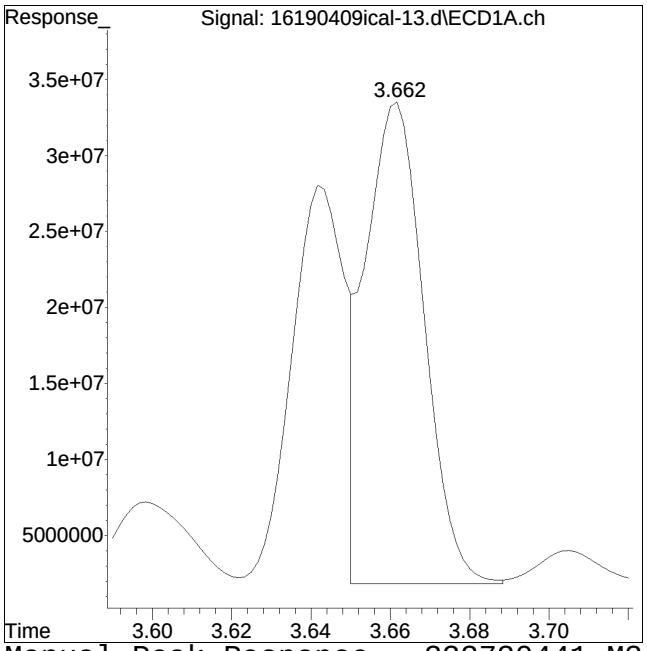

Original Peak Response = 571658128 Manual Peak Response = 333730441 M3
M3 = Misidentification of the peak (i.e. 1,4-dichlorobenzene identified as 1,3-dichlorobenzene), or misidentification from 2 partially resolved peaks not being split.

Manual Integration Report

Data Path	: I:\Pest16\190409ICAL\	QMethod	: P16_pcb_04_09_19_ugL_ICA
Data File	: 16190409ical-13.d	Operator	: pest16:kb
Date Inj'd	: 4/9/2019 4:11 am	Instrument	: PEST16
Sample	: il53262,42e,,9003	Quant Date	: 4/9/2019 11:26 am

Compound #49: 1262-4

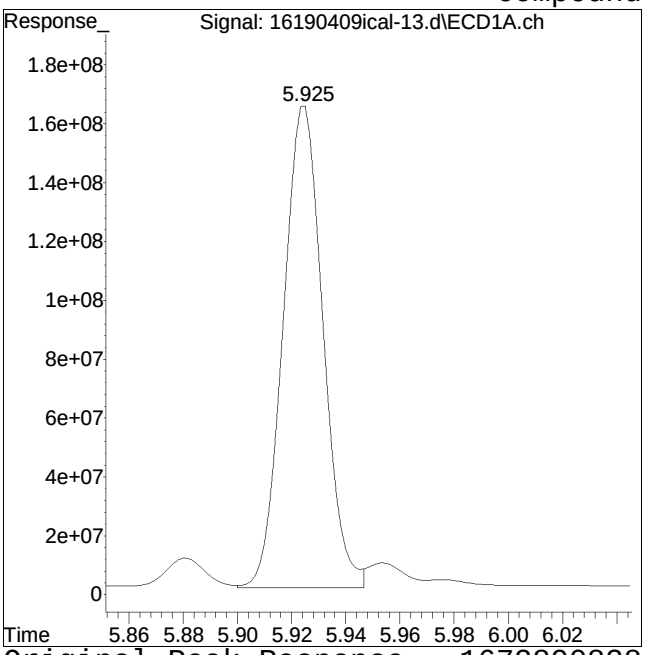

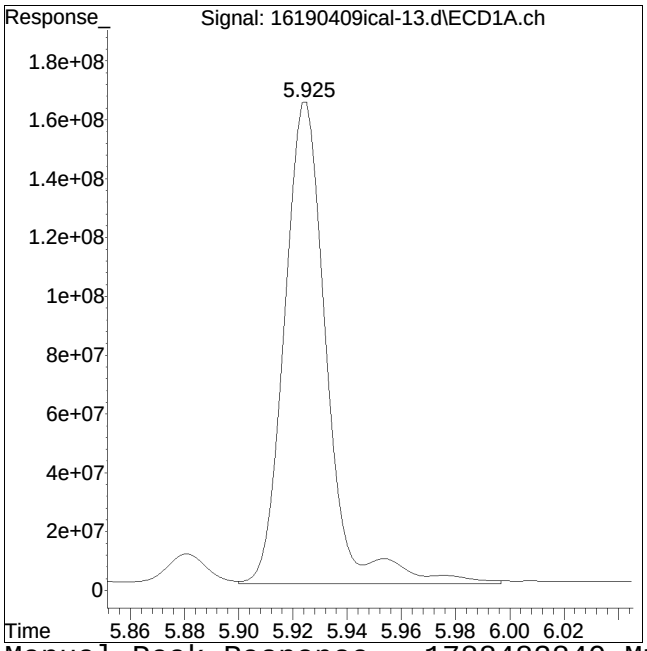

Original Peak Response = 1672890838 Manual Peak Response = 1788483840 M1
M1 = Split or tailing peak, auto integration stopped early resulting in false low area count.

Quantitation Report (QT Reviewed)

Data Path : I:\Pest16\190409ICAL\
Data File : 16190409ical-14.d
Signal(s) : Signal #1: ECD1A.ch Signal #2: ECD2B.ch
Acq On : 9 Apr 2019 4:24 am
Operator : pest16:kb
Sample : il63262,42e,,9002
Misc : wg1224427,
ALS Vial : 13 Sample Multiplier: 1

Integration File signal 1: events.e
Integration File signal 2: events2.e
Quant Time: Apr 09 11:28:45 2019
Quant Method : I:\Pest16\190409ICAL\P16_pcb_04_09_19_ugL_ICAL.m
Quant Title : pcb
QLast Update : Tue Apr 09 11:27:39 2019
Response via : Initial Calibration
Integrator: ChemStation

Volume Inj. :
Signal #1 Phase : Signal #2 Phase:
Signal #1 Info : Signal #2 Info :

Sub List : Default - All compounds listed

	Compound	RT#1	RT#2	Resp#1	Resp#2	ug/l	ug/l
	Internal Standards						
1) i	1660_1br2nb	0.000	0.000	0	0	N.D. d	N.D. d
14) i	2154_1br2nb	0.000	0.000	0	0	N.D. d	N.D. d
23) i	4268_1br2nb	0.000	0.000	0	0	N.D. d	N.D. d
34) i	1248_1br2nb	0.000	0.000	0	0	N.D. d	N.D. d
40) i	3262_1br2nb	2.275	2.300	730.2E6	1228.7E6	250.000	250.000
	System Monitoring Compounds						
2) s	2,4,5,6-Tetr	0.000	0.000	0	0	N.D. d	N.D. d
Spiked Amount	500.000	Range	30 - 150	Recovery	=	0.00%#	0.00%#
3) s	Decachlorobi	0.000	0.000	0	0	N.D. d	N.D. d
Spiked Amount	500.000	Range	30 - 150	Recovery	=	0.00%#	0.00%#
	Target Compounds						
4) l1	1016-1	0.000	0.000	0	0	N.D. d	N.D. d
5) l1	1016-2	0.000	0.000	0	0	N.D. d	N.D. d
6) l1	1016-3	0.000	0.000	0	0	N.D. d	N.D. d
7) l1	1016-4	0.000	0.000	0	0	N.D. d	N.D. d
8) l1	1016-5	0.000	0.000	0	0	N.D. d	N.D. d
Sum	1016-1			0	0	N.D.	N.D.
Average	1016-1					0.000	0.000
9) l2	1260-1	0.000	0.000	0	0	N.D. d	N.D. d
10) l2	1260-2	0.000	0.000	0	0	N.D. d	N.D. d
11) l2	1260-3	0.000	0.000	0	0	N.D. d	N.D. d
12) l2	1260-4	0.000	0.000	0	0	N.D. d	N.D. d
13) l2	1260-5	0.000	0.000	0	0	N.D. d	N.D. d
Sum	1260-1			0	0	N.D.	N.D.
Average	1260-1					0.000	0.000
15) l3	1221-2	0.000	0.000	0	0	N.D. d	N.D. d
16) l3	1221-3	0.000	0.000	0	0	N.D. d	N.D. d
17) l3	1221-4	0.000	0.000	0	0	N.D. d	N.D. d

Quantitation Report (QT Reviewed)

Data Path : I:\Pest16\190409ICAL\
Data File : 16190409ical-14.d
Signal(s) : Signal #1: ECD1A.ch Signal #2: ECD2B.ch
Acq On : 9 Apr 2019 4:24 am
Operator : pest16:kb
Sample : il63262,42e,,9002
Misc : wg1224427,
ALS Vial : 13 Sample Multiplier: 1

Integration File signal 1: events.e
Integration File signal 2: events2.e
Quant Time: Apr 09 11:28:45 2019
Quant Method : I:\Pest16\190409ICAL\P16_pcb_04_09_19_ugL_ICAL.m
Quant Title : pcb
QLast Update : Tue Apr 09 11:27:39 2019
Response via : Initial Calibration
Integrator: ChemStation

Volume Inj. :
Signal #1 Phase : Signal #2 Phase:
Signal #1 Info : Signal #2 Info :

Sub List : Default - All compounds listed

	Compound	RT#1	RT#2	Resp#1	Resp#2	ug/l	ug/l
Sum	1221-2			0	0	N.D.	N.D.
Average	1221-2					0.000	0.000
18) l4	1254-1	0.000	0.000	0	0	N.D. d	N.D. d
19) l4	1254-2	0.000	0.000	0	0	N.D. d	N.D. d
20) l4	1254-3	0.000	0.000	0	0	N.D. d	N.D. d
21) l4	1254-4	0.000	0.000	0	0	N.D. d	N.D. d
22) l4	1254-5	0.000	0.000	0	0	N.D. d	N.D. d
Sum	1254-1			0	0	N.D.	N.D.
Average	1254-1					0.000	0.000
24) l6	1242-1	0.000	0.000	0	0	N.D. d	N.D. d
25) l6	1242-2	0.000	0.000	0	0	N.D. d	N.D. d
26) l6	1242-3	0.000	0.000	0	0	N.D. d	N.D. d
27) l6	1242-4	0.000	0.000	0	0	N.D. d	N.D. d
28) l6	1242-5	0.000	0.000	0	0	N.D. d	N.D. d
Sum	1242-1			0	0	N.D.	N.D.
Average	1242-1					0.000	0.000
29) l9	1268-1	0.000	0.000	0	0	N.D. d	N.D. d
30) l9	1268-2	0.000	0.000	0	0	N.D. d	N.D. d
31) l9	1268-3	0.000	0.000	0	0	N.D. d	N.D. d
32) l9	1268-4	0.000	0.000	0	0	N.D. d	N.D. d
33) l9	1268-5	0.000	0.000	0	0	N.D. d	N.D. d
Sum	1268-1			0	0	N.D.	N.D.
Average	1268-1					0.000	0.000
35) l7	1248-1	0.000	0.000	0	0	N.D. d	N.D. d
36) l7	1248-2	0.000	0.000	0	0	N.D. d	N.D. d
37) l7	1248-3	0.000	0.000	0	0	N.D. d	N.D. d
38) l7	1248-4	0.000	0.000	0	0	N.D. d	N.D. d
39) l7	1248-5	0.000	0.000	0	0	N.D. d	N.D. d
Sum	1248-1			0	0	N.D.	N.D.

Quantitation Report (QT Reviewed)

Data Path : I:\Pest16\190409ICAL\
Data File : 16190409ical-14.d
Signal(s) : Signal #1: ECD1A.ch Signal #2: ECD2B.ch
Acq On : 9 Apr 2019 4:24 am
Operator : pest16:kb
Sample : il63262,42e,,9002
Misc : wg1224427,
ALS Vial : 13 Sample Multiplier: 1

Integration File signal 1: events.e
Integration File signal 2: events2.e
Quant Time: Apr 09 11:28:45 2019
Quant Method : I:\Pest16\190409ICAL\P16_pcb_04_09_19_ugL_ICAL.m
Quant Title : pcb
QLast Update : Tue Apr 09 11:27:39 2019
Response via : Initial Calibration
Integrator: ChemStation

Volume Inj. :
Signal #1 Phase : Signal #2 Phase:
Signal #1 Info : Signal #2 Info :

Sub List : Default - All compounds listed

Compound	RT#1	RT#2	Resp#1	Resp#2	ug/l	ug/l
Average 1248-1					0.000	0.000
41) l5 1232-1	3.034	3.307	516.3E6	910.0E6	9258.342	9704.944
42) l5 1232-2	3.296	3.632	503.4E6	948.0E6	9563.476	9808.396
43) l5 1232-3	3.663	4.022	655.0E6	1107.8E6	9737.819	10164.595
44) l5 1232-4	4.099	4.513	339.4E6	565.6E6	9897.765	10181.711
45) l5 1232-5	4.434	4.813	339.2E6	485.0E6	9878.898	10595.193
Sum 1232-1			2353.4E6	4016.3E6	48336.301	50454.839
Average 1232-1					9667.260	10090.968
46) l8 1262-1	5.248	5.629	1468.6E6	2125.6E6	9641.327	10090.187
47) l8 1262-2	5.533	5.949	1826.4E6	2999.1E6	9497.009	9997.506
48) l8 1262-3	5.711	6.157	1675.1E6	2725.2E6	9573.287	10106.177
49) l8 1262-4	5.924	6.323	3408.5E6	4972.3E6	9211.410M1	9451.338
50) l8 1262-5	6.142	6.568	1331.3E6	3441.6E6	9733.124	10393.923
Sum 1262-1			9710.0E6	16263.7E6	47656.156	50039.130
Average 1262-1					9531.231	10007.826

SemiQuant Compounds - Not Calibrated on this Instrument

Sum 1262-1			9710.0E6	16263.7E6	47656.156	50039.130
Average 1262-1					9531.231	10007.826

(f)=RT Delta > 1/2 Window (D)=Amounts differ by > 40% (m)=manual int.
(#)=Recovery Exceeds Compound Acceptance Limits.
(I,C,F) I=Interference, C=Coelluting Calibration Peak, F=Fails CC Criteria.

Sub List : Default - All compounds listed Reviewed)

Data Path : I:\Pest16\190409ICAL\
Data File : 16190409ical-14.d
Signal(s) : Signal #1: ECD1A.ch Signal #2: ECD2B.ch
Acq On : 9 Apr 2019 4:24 am
Operator : pest16:kb
Sample : il63262,42e,,9002
Misc : wg1224427,
ALS Vial : 13 Sample Multiplier: 1

Integration File signal 1: events.e
Integration File signal 2: events2.e
Quant Time: Apr 09 11:28:45 2019
Quant Method : I:\Pest16\190409ICAL\P16_pcb_04_09_19_ugL_ICAL.m
Quant Title : pcb
QLast Update : Tue Apr 09 11:27:39 2019
Response via : Initial Calibration
Integrator: ChemStation

Volume Inj. :
Signal #1 Phase : Signal #2 Phase:
Signal #1 Info : Signal #2 Info :

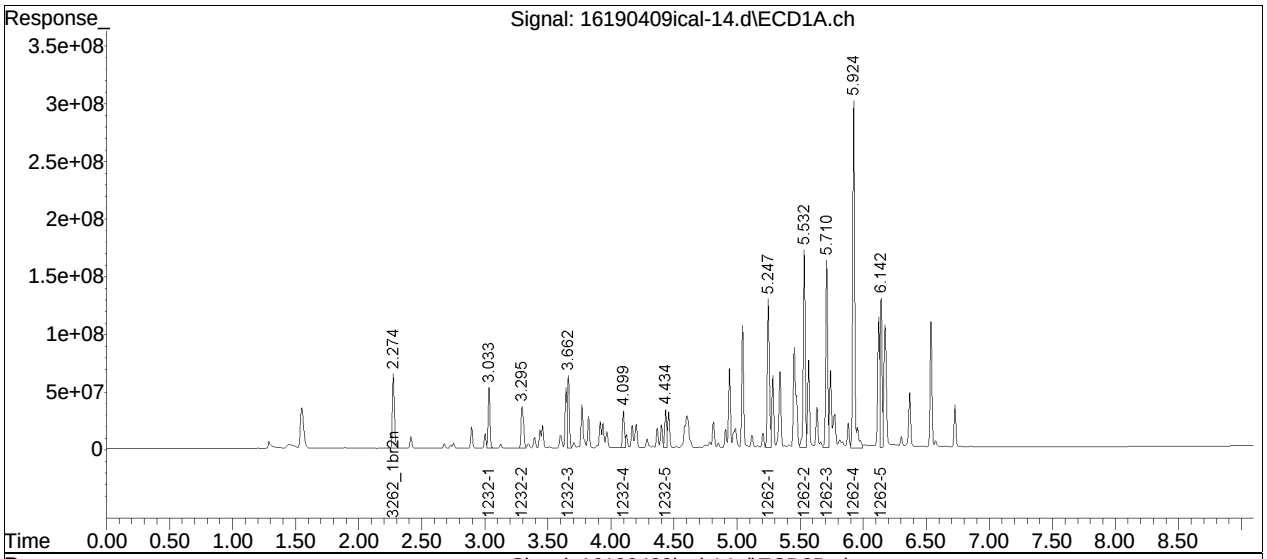

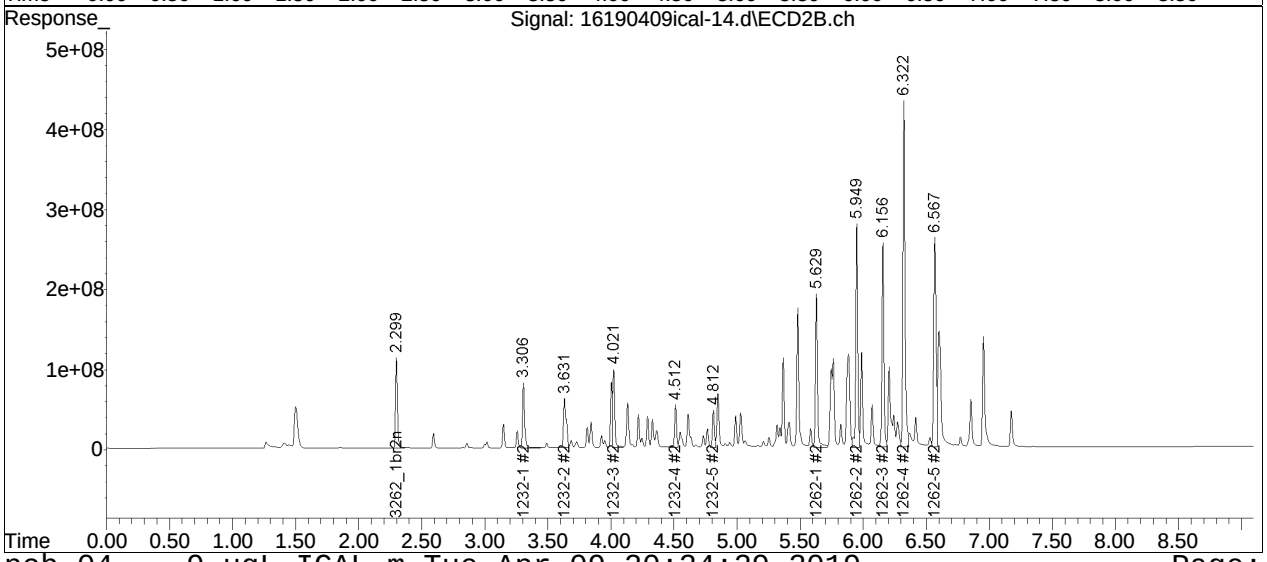

Manual Integration Report

Data Path	: I:\Pest16\190409ICAL\	QMethod	: P16_pcb_04_09_19_ugL_ICA
Data File	: 16190409ical-14.d	Operator	: pest16:kb
Date Inj'd	: 4/9/2019 4:24 am	Instrument	: PEST16
Sample	: il63262,42e,,9002	Quant Date	: 4/9/2019 11:27 am

Compound #49: 1262-4

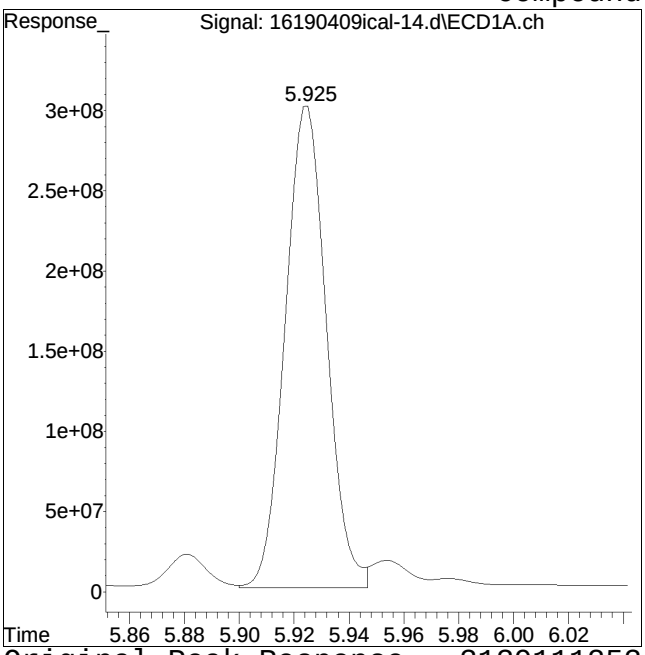

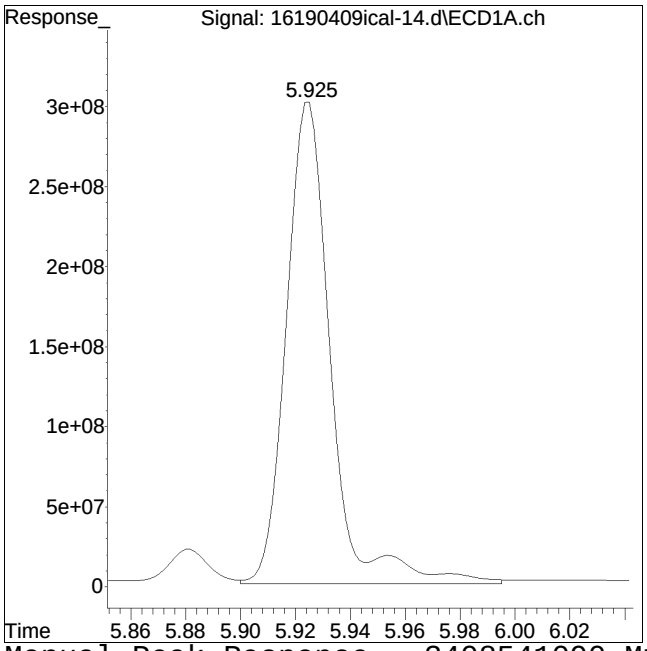

Original Peak Response = 3139111253 Manual Peak Response = 3408541090 M1
M1 = Split or tailing peak, auto integration stopped early resulting in false low area count.

Quantitation Report (QT Reviewed)

Data Path : I:\Pest16\190409ICAL\
Data File : 16190409ical-15.d
Signal(s) : Signal #1: ECD1A.ch Signal #2: ECD2B.ch
Acq On : 9 Apr 2019 4:35 am
Operator : pest16:kb
Sample : il11248,42e,,9013
Misc : wg1224427,
ALS Vial : 14 Sample Multiplier: 1

Integration File signal 1: events.e
Integration File signal 2: events2.e
Quant Time: Apr 09 11:45:05 2019
Quant Method : I:\Pest16\190409ICAL\P16_pcb_04_09_19_ugL_ICAL.m
Quant Title : pcb
QLast Update : Tue Apr 09 11:43:51 2019
Response via : Initial Calibration
Integrator: ChemStation

Volume Inj. :
Signal #1 Phase : Signal #2 Phase:
Signal #1 Info : Signal #2 Info :

Sub List : Default - All compounds listed

	Compound	RT#1	RT#2	Resp#1	Resp#2	ug/l	ug/l
	Internal Standards						
1) i	1660_1br2nb	0.000	0.000	0	0	N.D. d	N.D. d
14) i	2154_1br2nb	0.000	0.000	0	0	N.D. d	N.D. d
23) i	4268_1br2nb	0.000	0.000	0	0	N.D. d	N.D. d
34) i	1248_1br2nb	2.272	2.299	759.0E6	1306.4E6	250.000	250.000
40) i	3262_1br2nb	0.000	0.000	0	0	N.D. d	N.D. d
	System Monitoring Compounds						
2) s	2,4,5,6-Tetr	0.000	0.000	0	0	N.D. d	N.D. d
Spiked Amount	500.000	Range	30 - 150	Recovery	=	0.00%#	0.00%#
3) s	Decachlorobi	0.000	0.000	0	0	N.D. d	N.D. d
Spiked Amount	500.000	Range	30 - 150	Recovery	=	0.00%#	0.00%#
	Target Compounds						
4) l1	1016-1	0.000	0.000	0	0	N.D. d	N.D. d
5) l1	1016-2	0.000	0.000	0	0	N.D. d	N.D. d
6) l1	1016-3	0.000	0.000	0	0	N.D. d	N.D. d
7) l1	1016-4	0.000	0.000	0	0	N.D. d	N.D. d
8) l1	1016-5	0.000	0.000	0	0	N.D. d	N.D. d
Sum	1016-1			0	0	N.D.	N.D.
Average	1016-1					0.000	0.000
9) l2	1260-1	0.000	0.000	0	0	N.D. d	N.D. d
10) l2	1260-2	0.000	0.000	0	0	N.D. d	N.D. d
11) l2	1260-3	0.000	0.000	0	0	N.D. d	N.D. d
12) l2	1260-4	0.000	0.000	0	0	N.D. d	N.D. d
13) l2	1260-5	0.000	0.000	0	0	N.D. d	N.D. d
Sum	1260-1			0	0	N.D.	N.D.
Average	1260-1					0.000	0.000
15) l3	1221-2	0.000	0.000	0	0	N.D. d	N.D. d
16) l3	1221-3	0.000	0.000	0	0	N.D. d	N.D. d
17) l3	1221-4	0.000	0.000	0	0	N.D. d	N.D. d

Quantitation Report (QT Reviewed)

Data Path : I:\Pest16\190409ICAL\
Data File : 16190409ical-15.d
Signal(s) : Signal #1: ECD1A.ch Signal #2: ECD2B.ch
Acq On : 9 Apr 2019 4:35 am
Operator : pest16:kb
Sample : il11248,42e,,9013
Misc : wg1224427,
ALS Vial : 14 Sample Multiplier: 1

Integration File signal 1: events.e
Integration File signal 2: events2.e
Quant Time: Apr 09 11:45:05 2019
Quant Method : I:\Pest16\190409ICAL\P16_pcb_04_09_19_ugL_ICAL.m
Quant Title : pcb
QLast Update : Tue Apr 09 11:43:51 2019
Response via : Initial Calibration
Integrator: ChemStation

Volume Inj. :
Signal #1 Phase : Signal #2 Phase:
Signal #1 Info : Signal #2 Info :

Sub List : Default - All compounds listed

	Compound	RT#1	RT#2	Resp#1	Resp#2	ug/l	ug/l
Sum	1221-2			0	0	N.D.	N.D.
Average	1221-2					0.000	0.000
18) l4	1254-1	0.000	0.000	0	0	N.D. d	N.D. d
19) l4	1254-2	0.000	0.000	0	0	N.D. d	N.D. d
20) l4	1254-3	0.000	0.000	0	0	N.D. d	N.D. d
21) l4	1254-4	0.000	0.000	0	0	N.D. d	N.D. d
22) l4	1254-5	0.000	0.000	0	0	N.D. d	N.D. d
Sum	1254-1			0	0	N.D.	N.D.
Average	1254-1					0.000	0.000
24) l6	1242-1	0.000	0.000	0	0	N.D. d	N.D. d
25) l6	1242-2	0.000	0.000	0	0	N.D. d	N.D. d
26) l6	1242-3	0.000	0.000	0	0	N.D. d	N.D. d
27) l6	1242-4	0.000	0.000	0	0	N.D. d	N.D. d
28) l6	1242-5	0.000	0.000	0	0	N.D. d	N.D. d
Sum	1242-1			0	0	N.D.	N.D.
Average	1242-1					0.000	0.000
29) l9	1268-1	0.000	0.000	0	0	N.D. d	N.D. d
30) l9	1268-2	0.000	0.000	0	0	N.D. d	N.D. d
31) l9	1268-3	0.000	0.000	0	0	N.D. d	N.D. d
32) l9	1268-4	0.000	0.000	0	0	N.D. d	N.D. d
33) l9	1268-5	0.000	0.000	0	0	N.D. d	N.D. d
Sum	1268-1			0	0	N.D.	N.D.
Average	1268-1					0.000	0.000
35) l7	1248-1	3.912	4.289	9741691	14620385	115.848	111.310
36) l7	1248-2	4.096	4.512	11290504	16649993	112.360	105.057
37) l7	1248-3	4.431	4.811	12554812	15560646	108.237	100.278
38) l7	1248-4	4.454	4.848	10157420	19904954	104.606	102.456
39) l7	1248-5	4.607	5.028	19893767	20172034	106.392M1	120.225M4

Quantitation Report (QT Reviewed)

Data Path : I:\Pest16\190409ICAL\
Data File : 16190409ical-15.d
Signal(s) : Signal #1: ECD1A.ch Signal #2: ECD2B.ch
Acq On : 9 Apr 2019 4:35 am
Operator : pest16:kb
Sample : il11248,42e,,9013
Misc : wg1224427,
ALS Vial : 14 Sample Multiplier: 1

Integration File signal 1: events.e
Integration File signal 2: events2.e
Quant Time: Apr 09 11:45:05 2019
Quant Method : I:\Pest16\190409ICAL\P16_pcb_04_09_19_ugL_ICAL.m
Quant Title : pcb
QLast Update : Tue Apr 09 11:43:51 2019
Response via : Initial Calibration
Integrator: ChemStation

Volume Inj. :
Signal #1 Phase : Signal #2 Phase:
Signal #1 Info : Signal #2 Info :

Sub List : Default - All compounds listed

	Compound	RT#1	RT#2	Resp#1	Resp#2	ug/l	ug/l	
Sum	1248-1			63638195	86908011	N.D.	N.D.	D
Average	1248-1					109.489	107.865	
41) l5	1232-1	0.000	0.000	0	0	N.D. d	N.D. d	
42) l5	1232-2	0.000	0.000	0	0	N.D. d	N.D. d	
43) l5	1232-3	0.000	0.000	0	0	N.D. d	N.D. d	
44) l5	1232-4	0.000	0.000	0	0	N.D. d	N.D. d	
45) l5	1232-5	0.000	0.000	0	0	N.D. d	N.D. d	
Sum	1232-1			0	0	N.D.	N.D.	
Average	1232-1					0.000	0.000	
46) l8	1262-1	0.000	0.000	0	0	N.D. d	N.D. d	
47) l8	1262-2	0.000	0.000	0	0	N.D. d	N.D. d	
48) l8	1262-3	0.000	0.000	0	0	N.D. d	N.D. d	
49) l8	1262-4	0.000	0.000	0	0	N.D. d	N.D. d	
50) l8	1262-5	0.000	0.000	0	0	N.D. d	N.D. d	
Sum	1262-1			0	0	N.D.	N.D.	
Average	1262-1					0.000	0.000	

SemiQuant Compounds - Not Calibrated on this Instrument

Sum	1262-1			0	0	N.D.	N.D.	
Average	1262-1					0.000	0.000	

(f)=RT Delta > 1/2 Window (D)=Amounts differ by > 40% (m)=manual int.
(#)=Recovery Exceeds Compound Acceptance Limits.
(I,C,F) I=Interference, C=Coelluting Calibration Peak, F=Fails CC Criteria.

Sub List : Default - All compounds listed Reviewed)

Data Path : I:\Pest16\190409ICAL\
Data File : 16190409ical-15.d
Signal(s) : Signal #1: ECD1A.ch Signal #2: ECD2B.ch
Acq On : 9 Apr 2019 4:35 am
Operator : pest16:kb
Sample : il11248,42e,,9013
Misc : wg1224427,
ALS Vial : 14 Sample Multiplier: 1

Integration File signal 1: events.e
Integration File signal 2: events2.e
Quant Time: Apr 09 11:45:05 2019
Quant Method : I:\Pest16\190409ICAL\P16_pcb_04_09_19_ugL_ICAL.m
Quant Title : pcb
QLast Update : Tue Apr 09 11:43:51 2019
Response via : Initial Calibration
Integrator: ChemStation

Volume Inj. :
Signal #1 Phase : Signal #2 Phase:
Signal #1 Info : Signal #2 Info :

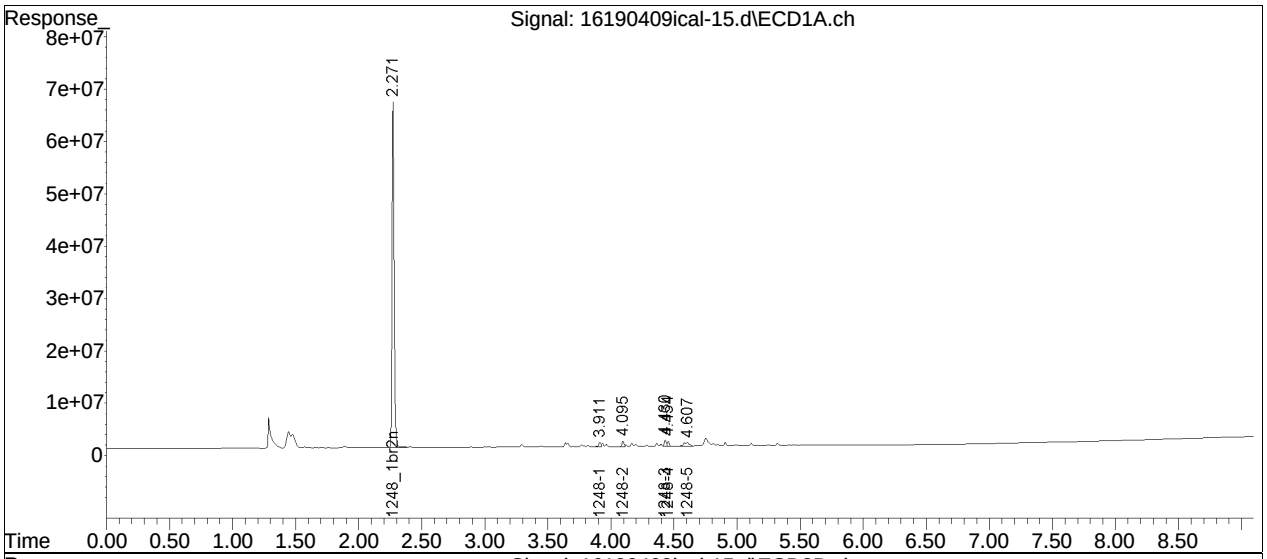

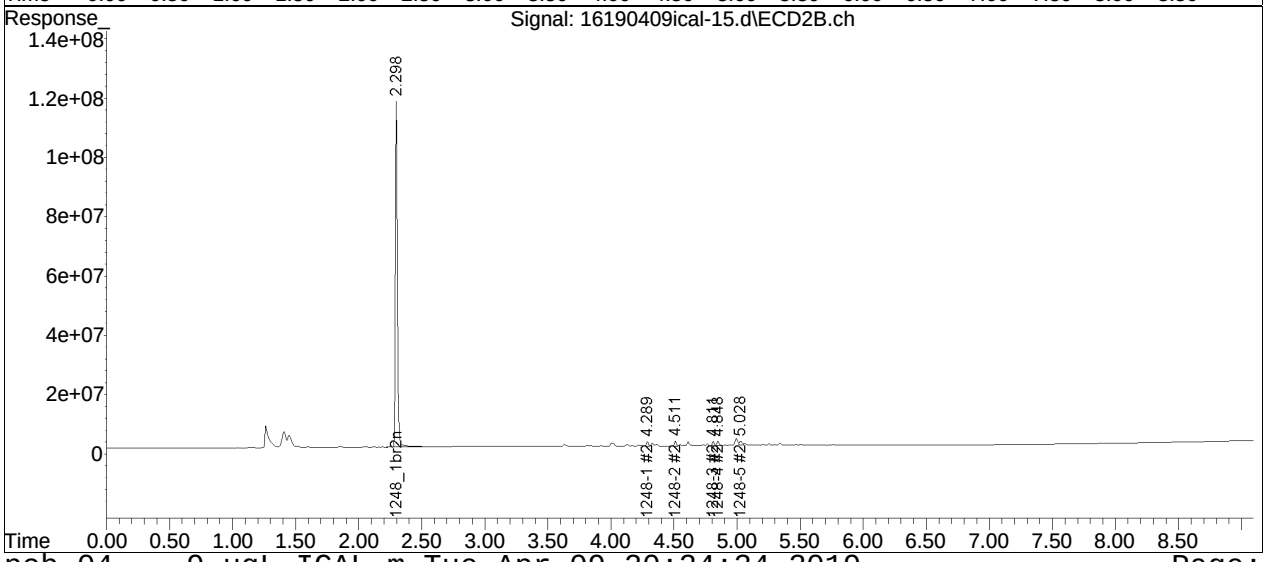

Manual Integration Report

Data Path	: I:\Pest16\190409ICAL\	QMethod	: P16_pcb_04_09_19_ugL_ICA
Data File	: 16190409ical-15.d	Operator	: pest16:kb
Date Inj'd	: 4/9/2019 4:35 am	Instrument	: PEST16
Sample	: il11248,42e,,9013	Quant Date	: 4/9/2019 11:44 am

Compound #39: 1248-5

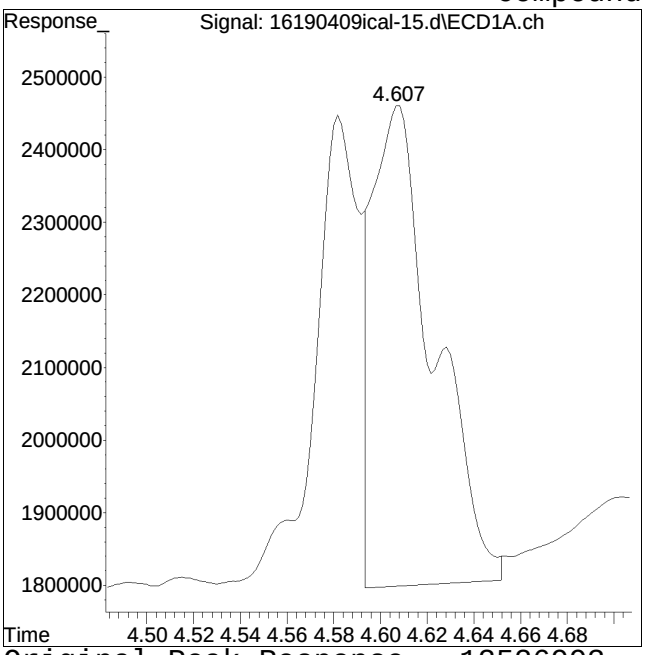

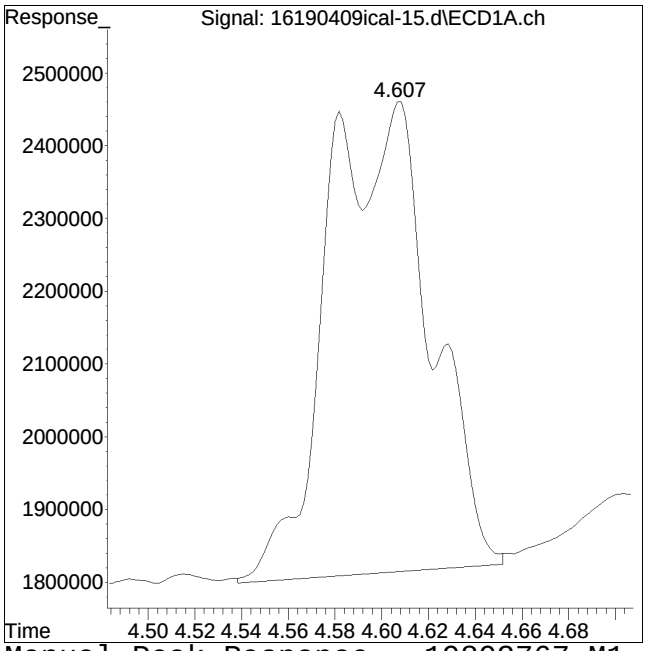

Original Peak Response = 12526993 Manual Peak Response = 19893767 M1
M1 = Split or tailing peak, auto integration stopped early resulting in false low area count.

Manual Integration Report

Data Path	: I:\Pest16\190409ICAL\	QMethod	: P16_pcb_04_09_19_ugL_ICA
Data File	: 16190409ical-15.d	Operator	: pest16:kb
Date Inj'd	: 4/9/2019 4:35 am	Instrument	: PEST16
Sample	: il11248,42e,,9013	Quant Date	: 4/9/2019 11:44 am

Compound #90: 1248-5 #2

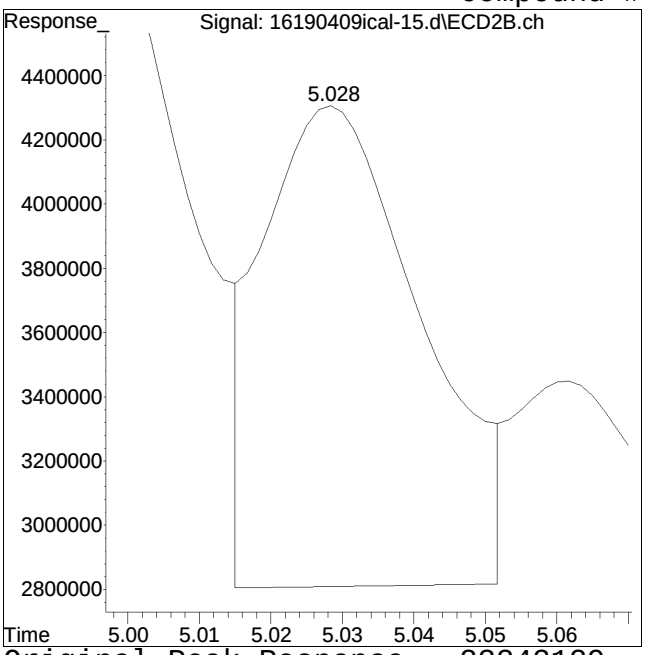

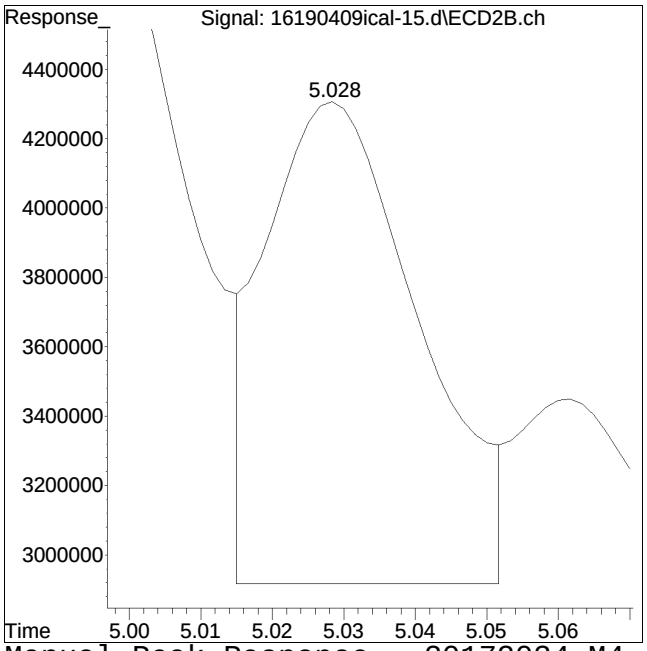

Original Peak Response = 23242129 Manual Peak Response = 20172034 M4
M4 = Poor automated baseline construction.

Quantitation Report (QT Reviewed)

Data Path : I:\Pest16\190409ICAL\
Data File : 16190409ical-16.d
Signal(s) : Signal #1: ECD1A.ch Signal #2: ECD2B.ch
Acq On : 9 Apr 2019 4:48 am
Operator : pest16:kb
Sample : il21248,42e,,9012
Misc : wg1224427,
ALS Vial : 15 Sample Multiplier: 1

Integration File signal 1: events.e
Integration File signal 2: events2.e
Quant Time: Apr 09 11:43:44 2019
Quant Method : I:\Pest16\190409ICAL\P16_pcb_04_09_19_ugL_ICAL.m
Quant Title : pcb
QLast Update : Tue Apr 09 11:42:57 2019
Response via : Initial Calibration
Integrator: ChemStation

Volume Inj. :
Signal #1 Phase : Signal #2 Phase:
Signal #1 Info : Signal #2 Info :

Sub List : Default - All compounds listed

	Compound	RT#1	RT#2	Resp#1	Resp#2	ug/l	ug/l
	Internal Standards						
1) i	1660_1br2nb	0.000	0.000	0	0	N.D. d	N.D. d
14) i	2154_1br2nb	0.000	0.000	0	0	N.D. d	N.D. d
23) i	4268_1br2nb	0.000	0.000	0	0	N.D. d	N.D. d
34) i	1248_1br2nb	2.273	2.299	729.9E6	1245.3E6	250.000	250.000
40) i	3262_1br2nb	0.000	0.000	0	0	N.D. d	N.D. d
	System Monitoring Compounds						
2) s	2,4,5,6-Tetr	0.000	0.000	0	0	N.D. d	N.D. d
Spiked Amount	500.000	Range	30 - 150	Recovery	=	0.00%#	0.00%#
3) s	Decachlorobi	0.000	0.000	0	0	N.D. d	N.D. d
Spiked Amount	500.000	Range	30 - 150	Recovery	=	0.00%#	0.00%#
	Target Compounds						
4) l1	1016-1	0.000	0.000	0	0	N.D. d	N.D. d
5) l1	1016-2	0.000	0.000	0	0	N.D. d	N.D. d
6) l1	1016-3	0.000	0.000	0	0	N.D. d	N.D. d
7) l1	1016-4	0.000	0.000	0	0	N.D. d	N.D. d
8) l1	1016-5	0.000	0.000	0	0	N.D. d	N.D. d
Sum	1016-1			0	0	N.D.	N.D.
Average	1016-1					0.000	0.000
9) l2	1260-1	0.000	0.000	0	0	N.D. d	N.D. d
10) l2	1260-2	0.000	0.000	0	0	N.D. d	N.D. d
11) l2	1260-3	0.000	0.000	0	0	N.D. d	N.D. d
12) l2	1260-4	0.000	0.000	0	0	N.D. d	N.D. d
13) l2	1260-5	0.000	0.000	0	0	N.D. d	N.D. d
Sum	1260-1			0	0	N.D.	N.D.
Average	1260-1					0.000	0.000
15) l3	1221-2	0.000	0.000	0	0	N.D. d	N.D. d
16) l3	1221-3	0.000	0.000	0	0	N.D. d	N.D. d
17) l3	1221-4	0.000	0.000	0	0	N.D. d	N.D. d

Quantitation Report (QT Reviewed)

Data Path : I:\Pest16\190409ICAL\
Data File : 16190409ical-16.d
Signal(s) : Signal #1: ECD1A.ch Signal #2: ECD2B.ch
Acq On : 9 Apr 2019 4:48 am
Operator : pest16:kb
Sample : il21248,42e,,9012
Misc : wg1224427,
ALS Vial : 15 Sample Multiplier: 1

Integration File signal 1: events.e
Integration File signal 2: events2.e
Quant Time: Apr 09 11:43:44 2019
Quant Method : I:\Pest16\190409ICAL\P16_pcb_04_09_19_ugL_ICAL.m
Quant Title : pcb
QLast Update : Tue Apr 09 11:42:57 2019
Response via : Initial Calibration
Integrator: ChemStation

Volume Inj. :
Signal #1 Phase : Signal #2 Phase:
Signal #1 Info : Signal #2 Info :

Sub List : Default - All compounds listed

	Compound	RT#1	RT#2	Resp#1	Resp#2	ug/l	ug/l
Sum	1221-2			0	0	N.D.	N.D.
Average	1221-2					0.000	0.000
18) l4	1254-1	0.000	0.000	0	0	N.D. d	N.D. d
19) l4	1254-2	0.000	0.000	0	0	N.D. d	N.D. d
20) l4	1254-3	0.000	0.000	0	0	N.D. d	N.D. d
21) l4	1254-4	0.000	0.000	0	0	N.D. d	N.D. d
22) l4	1254-5	0.000	0.000	0	0	N.D. d	N.D. d
Sum	1254-1			0	0	N.D.	N.D.
Average	1254-1					0.000	0.000
24) l6	1242-1	0.000	0.000	0	0	N.D. d	N.D. d
25) l6	1242-2	0.000	0.000	0	0	N.D. d	N.D. d
26) l6	1242-3	0.000	0.000	0	0	N.D. d	N.D. d
27) l6	1242-4	0.000	0.000	0	0	N.D. d	N.D. d
28) l6	1242-5	0.000	0.000	0	0	N.D. d	N.D. d
Sum	1242-1			0	0	N.D.	N.D.
Average	1242-1					0.000	0.000
29) l9	1268-1	0.000	0.000	0	0	N.D. d	N.D. d
30) l9	1268-2	0.000	0.000	0	0	N.D. d	N.D. d
31) l9	1268-3	0.000	0.000	0	0	N.D. d	N.D. d
32) l9	1268-4	0.000	0.000	0	0	N.D. d	N.D. d
33) l9	1268-5	0.000	0.000	0	0	N.D. d	N.D. d
Sum	1268-1			0	0	N.D.	N.D.
Average	1268-1					0.000	0.000
35) l7	1248-1	3.915	4.290	43380537	64974588	546.348	523.906
36) l7	1248-2	4.099	4.513	50949089	75393826	534.467	498.816
37) l7	1248-3	4.433	4.813	58011948	70642722	525.285	472.288
38) l7	1248-4	4.457	4.850	48250398	93401372	521.018	505.445
39) l7	1248-5	4.611	5.031	92688194	83088877	519.419M1	524.621
Sum	1248-1			293.3E6	387.5E6	N.D.	N.D. D

Quantitation Report (QT Reviewed)

Data Path : I:\Pest16\190409ICAL\
Data File : 16190409ical-16.d
Signal(s) : Signal #1: ECD1A.ch Signal #2: ECD2B.ch
Acq On : 9 Apr 2019 4:48 am
Operator : pest16:kb
Sample : il21248,42e,,9012
Misc : wg1224427,
ALS Vial : 15 Sample Multiplier: 1

Integration File signal 1: events.e
Integration File signal 2: events2.e
Quant Time: Apr 09 11:43:44 2019
Quant Method : I:\Pest16\190409ICAL\P16_pcb_04_09_19_ugL_ICAL.m
Quant Title : pcb
QLast Update : Tue Apr 09 11:42:57 2019
Response via : Initial Calibration
Integrator: ChemStation

Volume Inj. :
Signal #1 Phase : Signal #2 Phase:
Signal #1 Info : Signal #2 Info :

Sub List : Default - All compounds listed

Compound	RT#1	RT#2	Resp#1	Resp#2	ug/l	ug/l
Average 1248-1					529.307	505.015
41) l5 1232-1	0.000	0.000	0	0	N.D. d	N.D. d
42) l5 1232-2	0.000	0.000	0	0	N.D. d	N.D. d
43) l5 1232-3	0.000	0.000	0	0	N.D. d	N.D. d
44) l5 1232-4	0.000	0.000	0	0	N.D. d	N.D. d
45) l5 1232-5	0.000	0.000	0	0	N.D. d	N.D. d
Sum 1232-1			0	0	N.D.	N.D.
Average 1232-1					0.000	0.000
46) l8 1262-1	0.000	0.000	0	0	N.D. d	N.D. d
47) l8 1262-2	0.000	0.000	0	0	N.D. d	N.D. d
48) l8 1262-3	0.000	0.000	0	0	N.D. d	N.D. d
49) l8 1262-4	0.000	0.000	0	0	N.D. d	N.D. d
50) l8 1262-5	0.000	0.000	0	0	N.D. d	N.D. d
Sum 1262-1			0	0	N.D.	N.D.
Average 1262-1					0.000	0.000

SemiQuant Compounds - Not Calibrated on this Instrument

Sum 1262-1			0	0	N.D.	N.D.
Average 1262-1					0.000	0.000

(f)=RT Delta > 1/2 Window (D)=Amounts differ by > 40% (m)=manual int.
(#)=Recovery Exceeds Compound Acceptance Limits.
(I,C,F) I=Interference, C=Coelluting Calibration Peak, F=Fails CC Criteria.

Sub List : Default - All compounds listed Reviewed)

Data Path : I:\Pest16\190409ICAL\
Data File : 16190409ical-16.d
Signal(s) : Signal #1: ECD1A.ch Signal #2: ECD2B.ch
Acq On : 9 Apr 2019 4:48 am
Operator : pest16:kb
Sample : il21248,42e,,9012
Misc : wg1224427,
ALS Vial : 15 Sample Multiplier: 1

Integration File signal 1: events.e
Integration File signal 2: events2.e
Quant Time: Apr 09 11:43:44 2019
Quant Method : I:\Pest16\190409ICAL\P16_pcb_04_09_19_ugL_ICAL.m
Quant Title : pcb
QLast Update : Tue Apr 09 11:42:57 2019
Response via : Initial Calibration
Integrator: ChemStation

Volume Inj. :
Signal #1 Phase : Signal #2 Phase:
Signal #1 Info : Signal #2 Info :

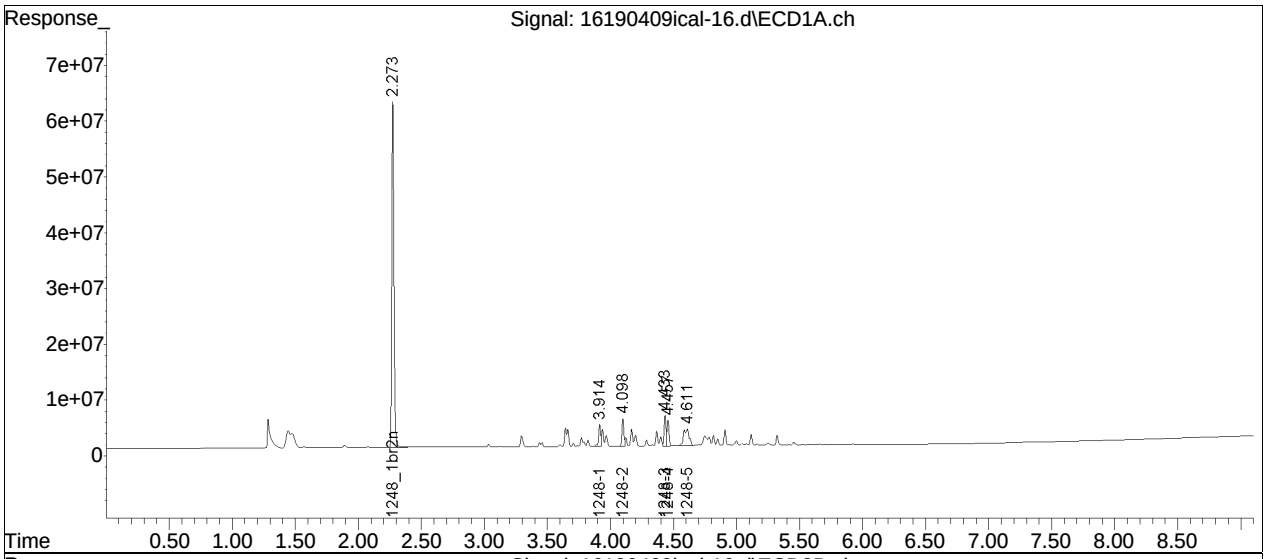

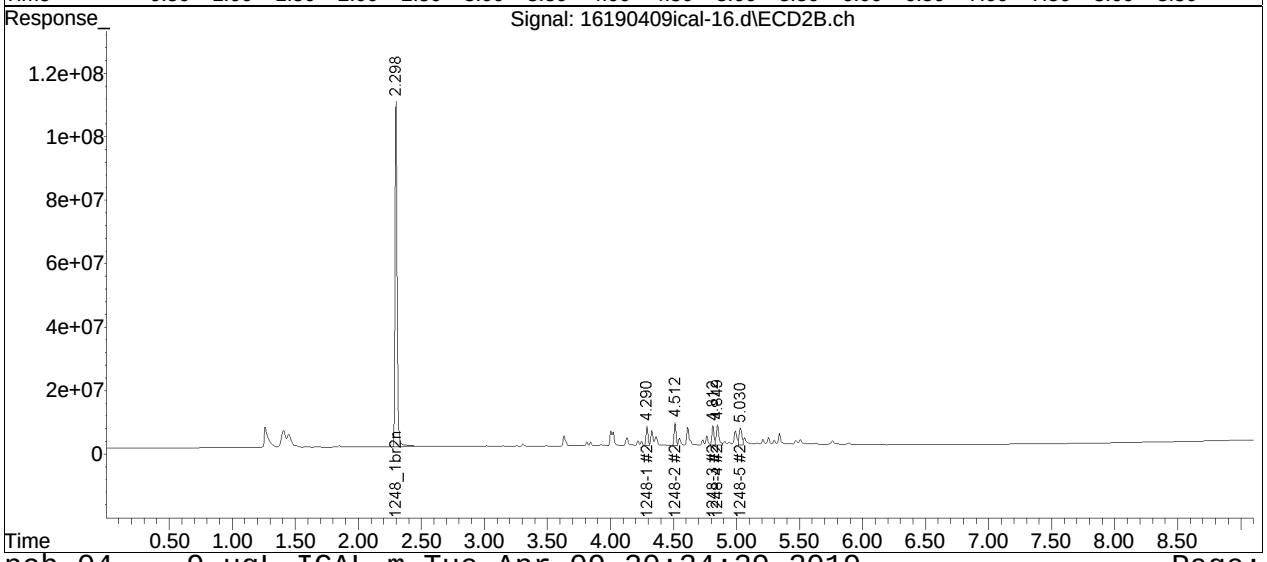

Manual Integration Report

Data Path	: I:\Pest16\190409ICAL\	QMethod	: P16_pcb_04_09_19_ugL_ICA
Data File	: 16190409ical-16.d	Operator	: pest16:kb
Date Inj'd	: 4/9/2019 4:48 am	Instrument	: PEST16
Sample	: il21248,42e,,9012	Quant Date	: 4/9/2019 11:43 am

Compound #39: 1248-5

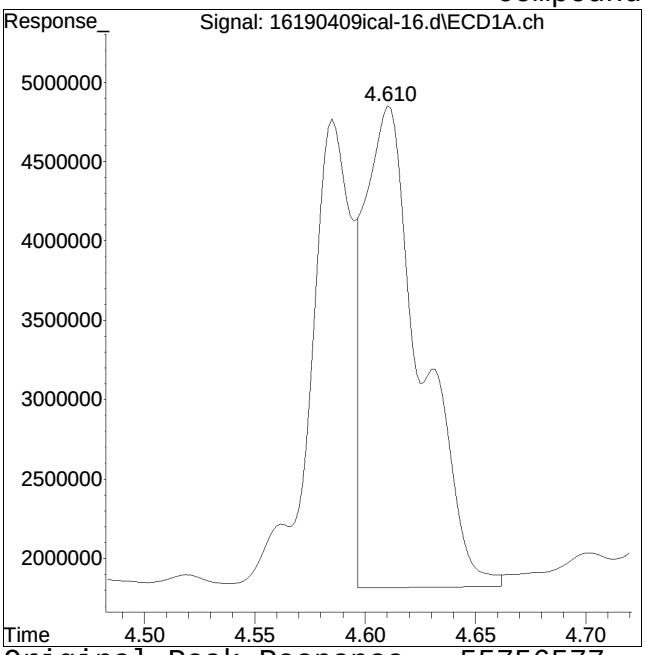

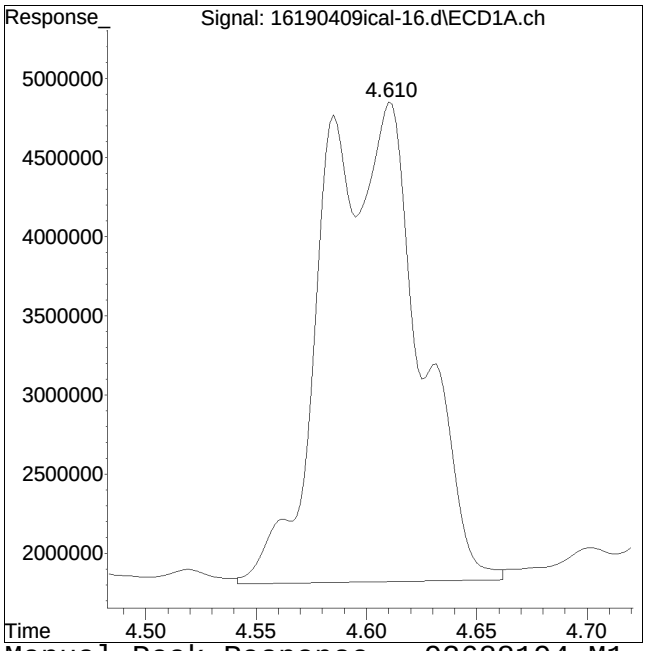

Original Peak Response = 55756577 Manual Peak Response = 92688194 M1
M1 = Split or tailing peak, auto integration stopped early resulting in false low area count.

Quantitation Report (QT Reviewed)

Data Path : I:\Pest16\190409ICAL\
Data File : 16190409ical-17.d
Signal(s) : Signal #1: ECD1A.ch Signal #2: ECD2B.ch
Acq On : 9 Apr 2019 5:01 am
Operator : pest16:kb
Sample : il31248,42e,,9011
Misc : wg1224427,
ALS Vial : 16 Sample Multiplier: 1

Integration File signal 1: events.e
Integration File signal 2: events2.e
Quant Time: Apr 09 11:42:44 2019
Quant Method : I:\Pest16\190409ICAL\P16_pcb_04_09_19_ugL_ICAL.m
Quant Title : pcb
QLast Update : Tue Apr 09 11:41:18 2019
Response via : Initial Calibration
Integrator: ChemStation

Volume Inj. :
Signal #1 Phase : Signal #2 Phase:
Signal #1 Info : Signal #2 Info :

Sub List : Default - All compounds listed

	Compound	RT#1	RT#2	Resp#1	Resp#2	ug/l	ug/l
	Internal Standards						
1) i	1660_1br2nb	0.000	0.000	0	0	N.D. d	N.D. d
14) i	2154_1br2nb	0.000	0.000	0	0	N.D. d	N.D. d
23) i	4268_1br2nb	0.000	0.000	0	0	N.D. d	N.D. d
34) i	1248_1br2nb	2.274	2.298	802.2E6	1377.4E6	250.000	250.000
40) i	3262_1br2nb	0.000	0.000	0	0	N.D. d	N.D. d
	System Monitoring Compounds						
2) s	2,4,5,6-Tetr	0.000	0.000	0	0	N.D. d	N.D. d
Spiked Amount	500.000	Range	30 - 150	Recovery	=	0.00%#	0.00%#
3) s	Decachlorobi	0.000	0.000	0	0	N.D. d	N.D. d
Spiked Amount	500.000	Range	30 - 150	Recovery	=	0.00%#	0.00%#
	Target Compounds						
4) l1	1016-1	0.000	0.000	0	0	N.D. d	N.D. d
5) l1	1016-2	0.000	0.000	0	0	N.D. d	N.D. d
6) l1	1016-3	0.000	0.000	0	0	N.D. d	N.D. d
7) l1	1016-4	0.000	0.000	0	0	N.D. d	N.D. d
8) l1	1016-5	0.000	0.000	0	0	N.D. d	N.D. d
Sum	1016-1			0	0	N.D.	N.D.
Average	1016-1					0.000	0.000
9) l2	1260-1	0.000	0.000	0	0	N.D. d	N.D. d
10) l2	1260-2	0.000	0.000	0	0	N.D. d	N.D. d
11) l2	1260-3	0.000	0.000	0	0	N.D. d	N.D. d
12) l2	1260-4	0.000	0.000	0	0	N.D. d	N.D. d
13) l2	1260-5	0.000	0.000	0	0	N.D. d	N.D. d
Sum	1260-1			0	0	N.D.	N.D.
Average	1260-1					0.000	0.000
15) l3	1221-2	0.000	0.000	0	0	N.D. d	N.D. d
16) l3	1221-3	0.000	0.000	0	0	N.D. d	N.D. d
17) l3	1221-4	0.000	0.000	0	0	N.D. d	N.D. d

Quantitation Report (QT Reviewed)

Data Path : I:\Pest16\190409ICAL\
Data File : 16190409ical-17.d
Signal(s) : Signal #1: ECD1A.ch Signal #2: ECD2B.ch
Acq On : 9 Apr 2019 5:01 am
Operator : pest16:kb
Sample : il31248,42e,,9011
Misc : wg1224427,
ALS Vial : 16 Sample Multiplier: 1

Integration File signal 1: events.e
Integration File signal 2: events2.e
Quant Time: Apr 09 11:42:44 2019
Quant Method : I:\Pest16\190409ICAL\P16_pcb_04_09_19_ugL_ICAL.m
Quant Title : pcb
QLast Update : Tue Apr 09 11:41:18 2019
Response via : Initial Calibration
Integrator: ChemStation

Volume Inj. :
Signal #1 Phase : Signal #2 Phase:
Signal #1 Info : Signal #2 Info :

Sub List : Default - All compounds listed

	Compound	RT#1	RT#2	Resp#1	Resp#2	ug/l	ug/l
Sum	1221-2			0	0	N.D.	N.D.
Average	1221-2					0.000	0.000
18) l4	1254-1	0.000	0.000	0	0	N.D. d	N.D. d
19) l4	1254-2	0.000	0.000	0	0	N.D. d	N.D. d
20) l4	1254-3	0.000	0.000	0	0	N.D. d	N.D. d
21) l4	1254-4	0.000	0.000	0	0	N.D. d	N.D. d
22) l4	1254-5	0.000	0.000	0	0	N.D. d	N.D. d
Sum	1254-1			0	0	N.D.	N.D.
Average	1254-1					0.000	0.000
24) l6	1242-1	0.000	0.000	0	0	N.D. d	N.D. d
25) l6	1242-2	0.000	0.000	0	0	N.D. d	N.D. d
26) l6	1242-3	0.000	0.000	0	0	N.D. d	N.D. d
27) l6	1242-4	0.000	0.000	0	0	N.D. d	N.D. d
28) l6	1242-5	0.000	0.000	0	0	N.D. d	N.D. d
Sum	1242-1			0	0	N.D.	N.D.
Average	1242-1					0.000	0.000
29) l9	1268-1	0.000	0.000	0	0	N.D. d	N.D. d
30) l9	1268-2	0.000	0.000	0	0	N.D. d	N.D. d
31) l9	1268-3	0.000	0.000	0	0	N.D. d	N.D. d
32) l9	1268-4	0.000	0.000	0	0	N.D. d	N.D. d
33) l9	1268-5	0.000	0.000	0	0	N.D. d	N.D. d
Sum	1268-1			0	0	N.D.	N.D.
Average	1268-1					0.000	0.000
35) l7	1248-1	3.915	4.291	90540803	137.1E6	1050.781	998.875
36) l7	1248-2	4.099	4.513	107.4E6	162.7E6	1033.930M3	964.896
37) l7	1248-3	4.435	4.813	124.0E6	153.8E6	1029.029	908.646
38) l7	1248-4	4.458	4.850	102.3E6	198.9E6	1007.546	964.223
39) l7	1248-5	4.611	5.031	196.9E6	168.6E6	1005.083M1	950.885
Sum	1248-1			621.1E6	821.1E6	N.D.	N.D. D

Quantitation Report (QT Reviewed)

Data Path : I:\Pest16\190409ICAL\
Data File : 16190409ical-17.d
Signal(s) : Signal #1: ECD1A.ch Signal #2: ECD2B.ch
Acq On : 9 Apr 2019 5:01 am
Operator : pest16:kb
Sample : il31248,42e,,9011
Misc : wg1224427,
ALS Vial : 16 Sample Multiplier: 1

Integration File signal 1: events.e
Integration File signal 2: events2.e
Quant Time: Apr 09 11:42:44 2019
Quant Method : I:\Pest16\190409ICAL\P16_pcb_04_09_19_ugL_ICAL.m
Quant Title : pcb
QLast Update : Tue Apr 09 11:41:18 2019
Response via : Initial Calibration
Integrator: ChemStation

Volume Inj. :
Signal #1 Phase : Signal #2 Phase:
Signal #1 Info : Signal #2 Info :

Sub List : Default - All compounds listed

Compound	RT#1	RT#2	Resp#1	Resp#2	ug/l	ug/l
Average 1248-1					1025.274	957.505
41) l5 1232-1	0.000	0.000	0	0	N.D. d	N.D. d
42) l5 1232-2	0.000	0.000	0	0	N.D. d	N.D. d
43) l5 1232-3	0.000	0.000	0	0	N.D. d	N.D. d
44) l5 1232-4	0.000	0.000	0	0	N.D. d	N.D. d
45) l5 1232-5	0.000	0.000	0	0	N.D. d	N.D. d
Sum 1232-1			0	0	N.D.	N.D.
Average 1232-1					0.000	0.000
46) l8 1262-1	0.000	0.000	0	0	N.D. d	N.D. d
47) l8 1262-2	0.000	0.000	0	0	N.D. d	N.D. d
48) l8 1262-3	0.000	0.000	0	0	N.D. d	N.D. d
49) l8 1262-4	0.000	0.000	0	0	N.D. d	N.D. d
50) l8 1262-5	0.000	0.000	0	0	N.D. d	N.D. d
Sum 1262-1			0	0	N.D.	N.D.
Average 1262-1					0.000	0.000

SemiQuant Compounds - Not Calibrated on this Instrument

Sum 1262-1			0	0	N.D.	N.D.
Average 1262-1					0.000	0.000

(f)=RT Delta > 1/2 Window (D)=Amounts differ by > 40% (m)=manual int.
(#)=Recovery Exceeds Compound Acceptance Limits.
(I,C,F) I=Interference, C=Coelluting Calibration Peak, F=Fails CC Criteria.

Sub List : Default - All compounds listed Reviewed)

Data Path : I:\Pest16\190409ICAL\
Data File : 16190409ical-17.d
Signal(s) : Signal #1: ECD1A.ch Signal #2: ECD2B.ch
Acq On : 9 Apr 2019 5:01 am
Operator : pest16:kb
Sample : il31248,42e,,9011
Misc : wg1224427,
ALS Vial : 16 Sample Multiplier: 1

Integration File signal 1: events.e
Integration File signal 2: events2.e
Quant Time: Apr 09 11:42:44 2019
Quant Method : I:\Pest16\190409ICAL\P16_pcb_04_09_19_ugL_ICAL.m
Quant Title : pcb
QLast Update : Tue Apr 09 11:41:18 2019
Response via : Initial Calibration
Integrator: ChemStation

Volume Inj. :
Signal #1 Phase : Signal #2 Phase:
Signal #1 Info : Signal #2 Info :

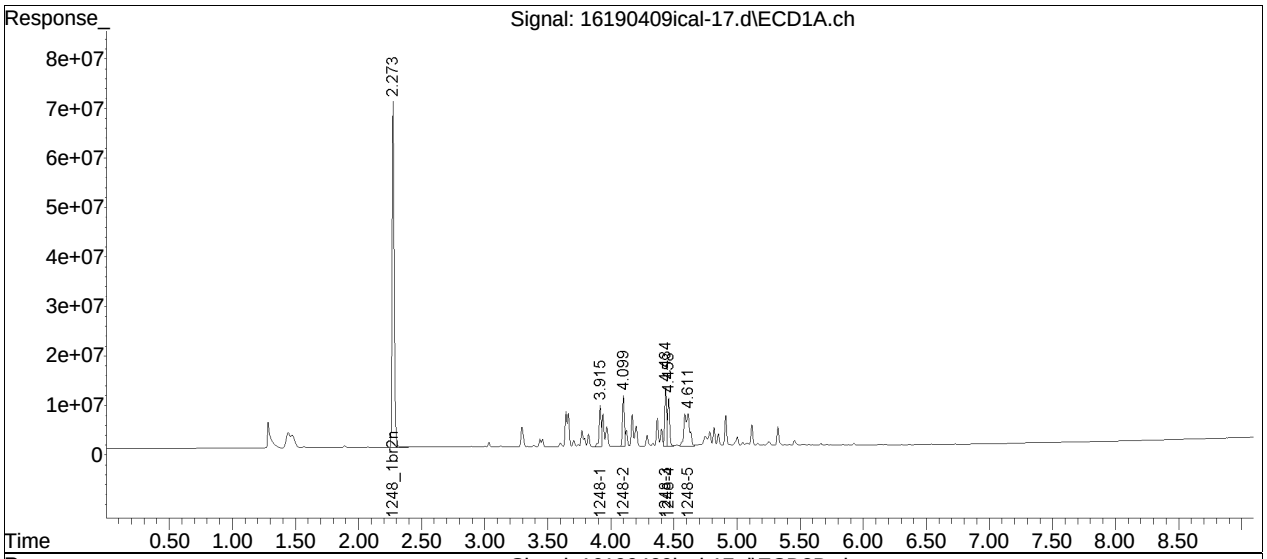

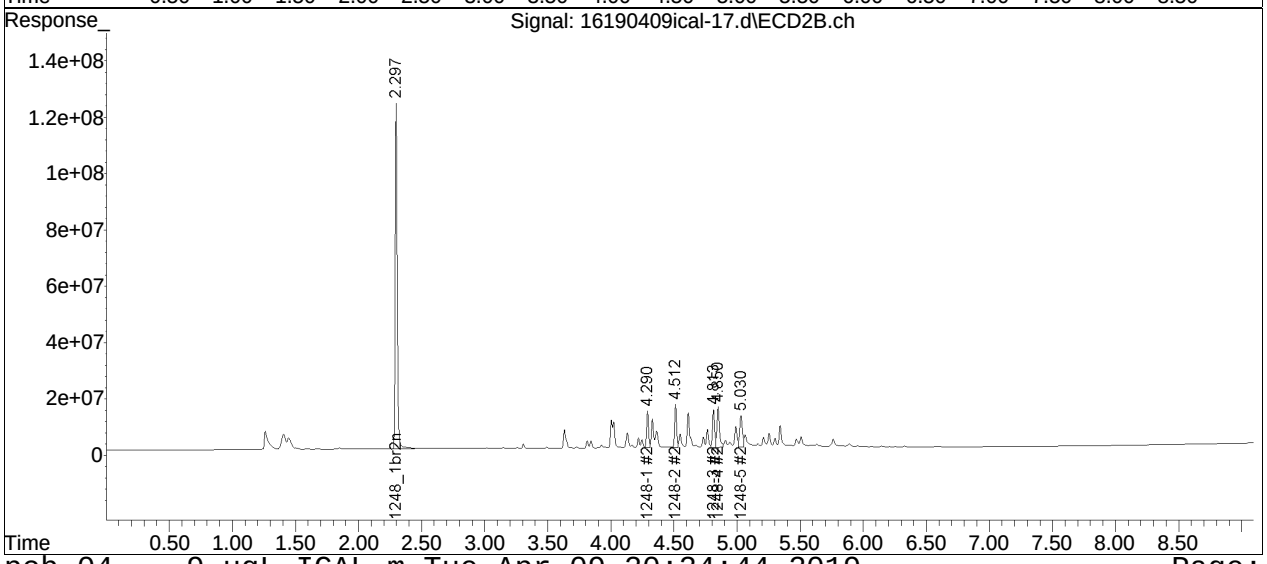

Manual Integration Report

Data Path	: I:\Pest16\190409ICAL\	QMethod	: P16_pcb_04_09_19_ugL_ICA
Data File	: 16190409ical-17.d	Operator	: pest16:kb
Date Inj'd	: 4/9/2019 5:01 am	Instrument	: PEST16
Sample	: il31248,42e,,9011	Quant Date	: 4/9/2019 11:41 am

Compound #36: 1248-2

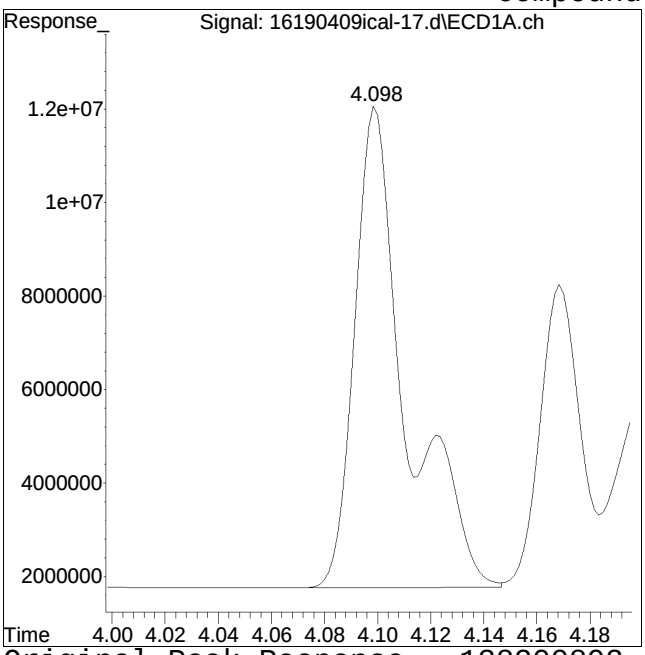

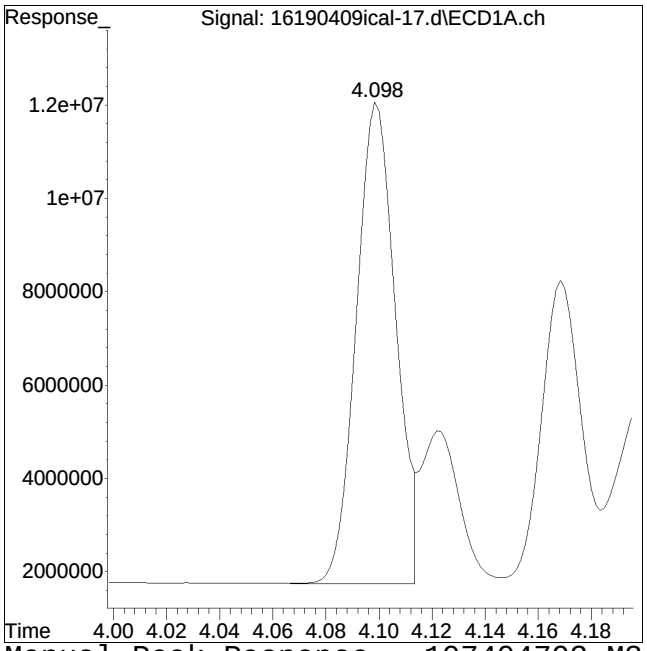

Original Peak Response = 138200892 Manual Peak Response = 107404793 M3
M3 = Misidentification of the peak (i.e. 1,4-dichlorobenzene identified as 1,3-dichlorobenzene), or misidentification from 2 partially resolved peaks not being split.

Manual Integration Report

Data Path	: I:\Pest16\190409ICAL\	QMethod	: P16_pcb_04_09_19_ugL_ICA
Data File	: 16190409ical-17.d	Operator	: pest16:kb
Date Inj'd	: 4/9/2019 5:01 am	Instrument	: PEST16
Sample	: il31248,42e,,9011	Quant Date	: 4/9/2019 11:41 am

Compound #39: 1248-5

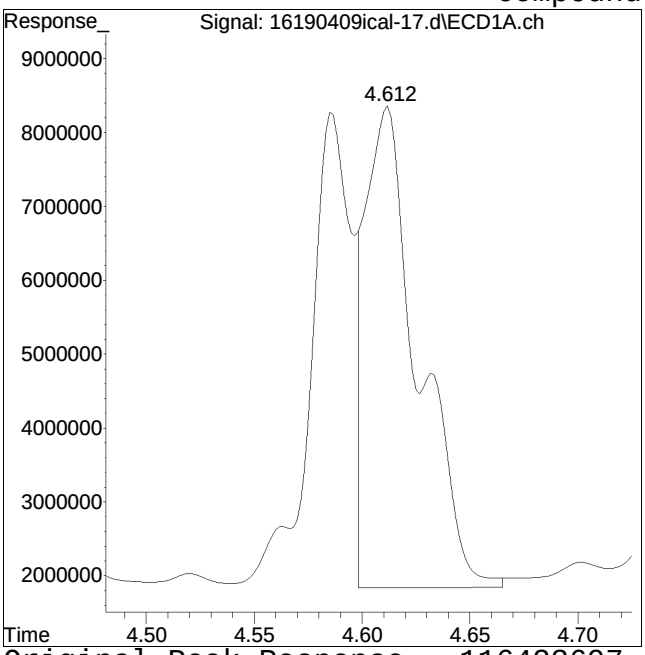

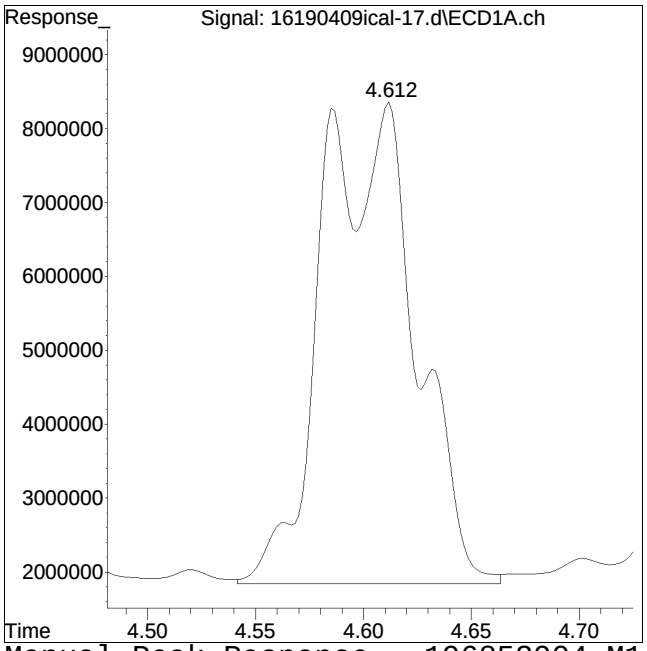

Original Peak Response = 116423697 Manual Peak Response = 196852904 M1
M1 = Split or tailing peak, auto integration stopped early resulting in false low area count.

Quantitation Report (QT Reviewed)

Data Path : I:\Pest16\190409ICAL\
Data File : 16190409ical-18.d
Signal(s) : Signal #1: ECD1A.ch Signal #2: ECD2B.ch
Acq On : 9 Apr 2019 5:13 am
Operator : pest16:kb
Sample : il41248,42e,,9010
Misc : wg1224427,
ALS Vial : 17 Sample Multiplier: 1

Integration File signal 1: events.e
Integration File signal 2: events2.e
Quant Time: Apr 09 11:38:51 2019
Quant Method : I:\Pest16\190409ICAL\P16_pcb_04_09_19_ugL_ICAL.m
Quant Title : pcb
QLast Update : Tue Apr 09 11:37:56 2019
Response via : Initial Calibration
Integrator: ChemStation

Volume Inj. :
Signal #1 Phase : Signal #2 Phase:
Signal #1 Info : Signal #2 Info :

Sub List : Default - All compounds listed

	Compound	RT#1	RT#2	Resp#1	Resp#2	ug/l	ug/l
	Internal Standards						
1) i	1660_1br2nb	0.000	0.000	0	0	N.D. d	N.D. d
14) i	2154_1br2nb	0.000	0.000	0	0	N.D. d	N.D. d
23) i	4268_1br2nb	0.000	0.000	0	0	N.D. d	N.D. d
34) i	1248_1br2nb	2.274	2.299	818.8E6	1405.5E6	250.000	250.000
40) i	3262_1br2nb	0.000	0.000	0	0	N.D. d	N.D. d
	System Monitoring Compounds						
2) s	2,4,5,6-Tetr	0.000	0.000	0	0	N.D. d	N.D. d
Spiked Amount	500.000	Range	30 - 150	Recovery	=	0.00%#	0.00%#
3) s	Decachlorobi	0.000	0.000	0	0	N.D. d	N.D. d
Spiked Amount	500.000	Range	30 - 150	Recovery	=	0.00%#	0.00%#
	Target Compounds						
4) l1	1016-1	0.000	0.000	0	0	N.D. d	N.D. d
5) l1	1016-2	0.000	0.000	0	0	N.D. d	N.D. d
6) l1	1016-3	0.000	0.000	0	0	N.D. d	N.D. d
7) l1	1016-4	0.000	0.000	0	0	N.D. d	N.D. d
8) l1	1016-5	0.000	0.000	0	0	N.D. d	N.D. d
Sum	1016-1			0	0	N.D.	N.D.
Average	1016-1					0.000	0.000
9) l2	1260-1	0.000	0.000	0	0	N.D. d	N.D. d
10) l2	1260-2	0.000	0.000	0	0	N.D. d	N.D. d
11) l2	1260-3	0.000	0.000	0	0	N.D. d	N.D. d
12) l2	1260-4	0.000	0.000	0	0	N.D. d	N.D. d
13) l2	1260-5	0.000	0.000	0	0	N.D. d	N.D. d
Sum	1260-1			0	0	N.D.	N.D.
Average	1260-1					0.000	0.000
15) l3	1221-2	0.000	0.000	0	0	N.D. d	N.D. d
16) l3	1221-3	0.000	0.000	0	0	N.D. d	N.D. d
17) l3	1221-4	0.000	0.000	0	0	N.D. d	N.D. d

Quantitation Report (QT Reviewed)

Data Path : I:\Pest16\190409ICAL\
Data File : 16190409ical-18.d
Signal(s) : Signal #1: ECD1A.ch Signal #2: ECD2B.ch
Acq On : 9 Apr 2019 5:13 am
Operator : pest16:kb
Sample : il41248,42e,,9010
Misc : wg1224427,
ALS Vial : 17 Sample Multiplier: 1

Integration File signal 1: events.e
Integration File signal 2: events2.e
Quant Time: Apr 09 11:38:51 2019
Quant Method : I:\Pest16\190409ICAL\P16_pcb_04_09_19_ugL_ICAL.m
Quant Title : pcb
QLast Update : Tue Apr 09 11:37:56 2019
Response via : Initial Calibration
Integrator: ChemStation

Volume Inj. :
Signal #1 Phase : Signal #2 Phase:
Signal #1 Info : Signal #2 Info :

Sub List : Default - All compounds listed

	Compound	RT#1	RT#2	Resp#1	Resp#2	ug/l	ug/l
Sum	1221-2			0	0	N.D.	N.D.
Average	1221-2					0.000	0.000
18) l4	1254-1	0.000	0.000	0	0	N.D. d	N.D. d
19) l4	1254-2	0.000	0.000	0	0	N.D. d	N.D. d
20) l4	1254-3	0.000	0.000	0	0	N.D. d	N.D. d
21) l4	1254-4	0.000	0.000	0	0	N.D. d	N.D. d
22) l4	1254-5	0.000	0.000	0	0	N.D. d	N.D. d
Sum	1254-1			0	0	N.D.	N.D.
Average	1254-1					0.000	0.000
24) l6	1242-1	0.000	0.000	0	0	N.D. d	N.D. d
25) l6	1242-2	0.000	0.000	0	0	N.D. d	N.D. d
26) l6	1242-3	0.000	0.000	0	0	N.D. d	N.D. d
27) l6	1242-4	0.000	0.000	0	0	N.D. d	N.D. d
28) l6	1242-5	0.000	0.000	0	0	N.D. d	N.D. d
Sum	1242-1			0	0	N.D.	N.D.
Average	1242-1					0.000	0.000
29) l9	1268-1	0.000	0.000	0	0	N.D. d	N.D. d
30) l9	1268-2	0.000	0.000	0	0	N.D. d	N.D. d
31) l9	1268-3	0.000	0.000	0	0	N.D. d	N.D. d
32) l9	1268-4	0.000	0.000	0	0	N.D. d	N.D. d
33) l9	1268-5	0.000	0.000	0	0	N.D. d	N.D. d
Sum	1268-1			0	0	N.D.	N.D.
Average	1268-1					0.000	0.000
35) l7	1248-1	3.915	4.291	222.6E6	349.2E6	NoCal	NoCal
36) l7	1248-2	4.099	4.513	268.8E6	427.3E6	NoCal	NoCal
37) l7	1248-3	4.434	4.813	310.6E6	416.7E6	NoCal	NoCal
38) l7	1248-4	4.458	4.850	261.9E6	518.8E6	NoCal	NoCal
39) l7	1248-5	4.611	5.030	506.6E6	439.1E6	NoCal M1	NoCal
Sum	1248-1			0	0	N.D.	N.D.

Quantitation Report (QT Reviewed)

Data Path : I:\Pest16\190409ICAL\
Data File : 16190409ical-18.d
Signal(s) : Signal #1: ECD1A.ch Signal #2: ECD2B.ch
Acq On : 9 Apr 2019 5:13 am
Operator : pest16:kb
Sample : il41248,42e,,9010
Misc : wg1224427,
ALS Vial : 17 Sample Multiplier: 1

Integration File signal 1: events.e
Integration File signal 2: events2.e
Quant Time: Apr 09 11:38:51 2019
Quant Method : I:\Pest16\190409ICAL\P16_pcb_04_09_19_ugL_ICAL.m
Quant Title : pcb
QLast Update : Tue Apr 09 11:37:56 2019
Response via : Initial Calibration
Integrator: ChemStation

Volume Inj. :
Signal #1 Phase : Signal #2 Phase:
Signal #1 Info : Signal #2 Info :

Sub List : Default - All compounds listed

Compound	RT#1	RT#2	Resp#1	Resp#2	ug/l	ug/l
Average 1248-1					0.000	0.000
41) l5 1232-1	0.000	0.000	0	0	N.D. d	N.D. d
42) l5 1232-2	0.000	0.000	0	0	N.D. d	N.D. d
43) l5 1232-3	0.000	0.000	0	0	N.D. d	N.D. d
44) l5 1232-4	0.000	0.000	0	0	N.D. d	N.D. d
45) l5 1232-5	0.000	0.000	0	0	N.D. d	N.D. d
Sum 1232-1			0	0	N.D.	N.D.
Average 1232-1					0.000	0.000
46) l8 1262-1	0.000	0.000	0	0	N.D. d	N.D. d
47) l8 1262-2	0.000	0.000	0	0	N.D. d	N.D. d
48) l8 1262-3	0.000	0.000	0	0	N.D. d	N.D. d
49) l8 1262-4	0.000	0.000	0	0	N.D. d	N.D. d
50) l8 1262-5	0.000	0.000	0	0	N.D. d	N.D. d
Sum 1262-1			0	0	N.D.	N.D.
Average 1262-1					0.000	0.000

SemiQuant Compounds - Not Calibrated on this Instrument

Sum 1262-1			0	0	N.D.	N.D.
Average 1262-1					0.000	0.000

(f)=RT Delta > 1/2 Window (D)=Amounts differ by > 40% (m)=manual int.
(#)=Recovery Exceeds Compound Acceptance Limits.
(I,C,F) I=Interference, C=Coelluting Calibration Peak, F=Fails CC Criteria.

Sub List : Default - All compounds listed Reviewed)

Data Path : I:\Pest16\190409ICAL\
Data File : 16190409ical-18.d
Signal(s) : Signal #1: ECD1A.ch Signal #2: ECD2B.ch
Acq On : 9 Apr 2019 5:13 am
Operator : pest16:kb
Sample : il41248,42e,,9010
Misc : wg1224427,
ALS Vial : 17 Sample Multiplier: 1

Integration File signal 1: events.e
Integration File signal 2: events2.e
Quant Time: Apr 09 11:38:51 2019
Quant Method : I:\Pest16\190409ICAL\P16_pcb_04_09_19_ugL_ICAL.m
Quant Title : pcb
QLast Update : Tue Apr 09 11:37:56 2019
Response via : Initial Calibration
Integrator: ChemStation

Volume Inj. :
Signal #1 Phase : Signal #2 Phase:
Signal #1 Info : Signal #2 Info :

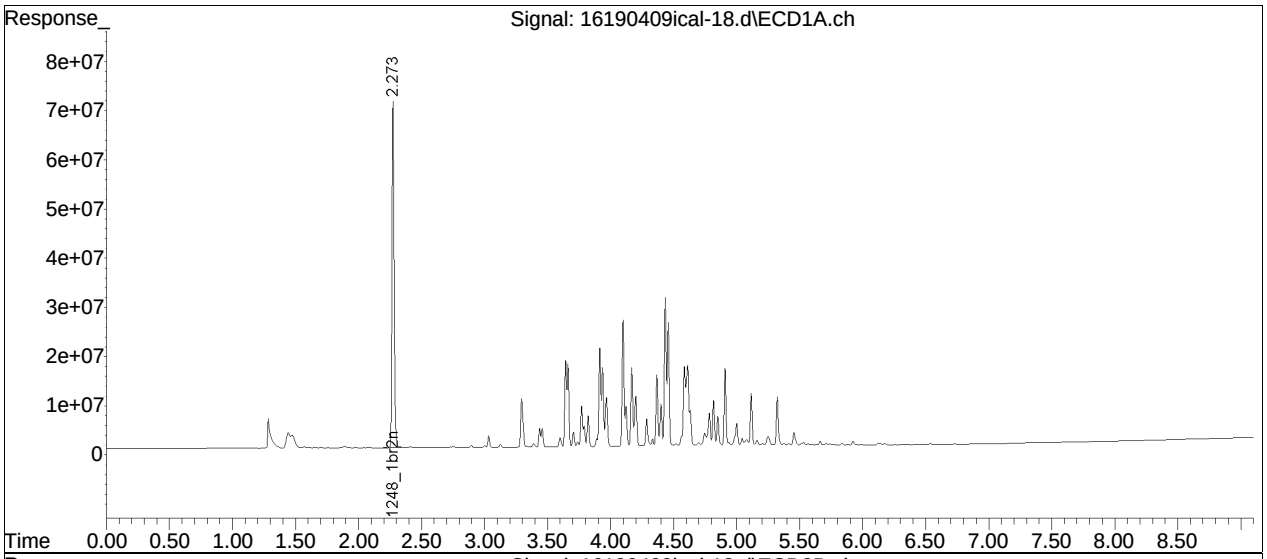

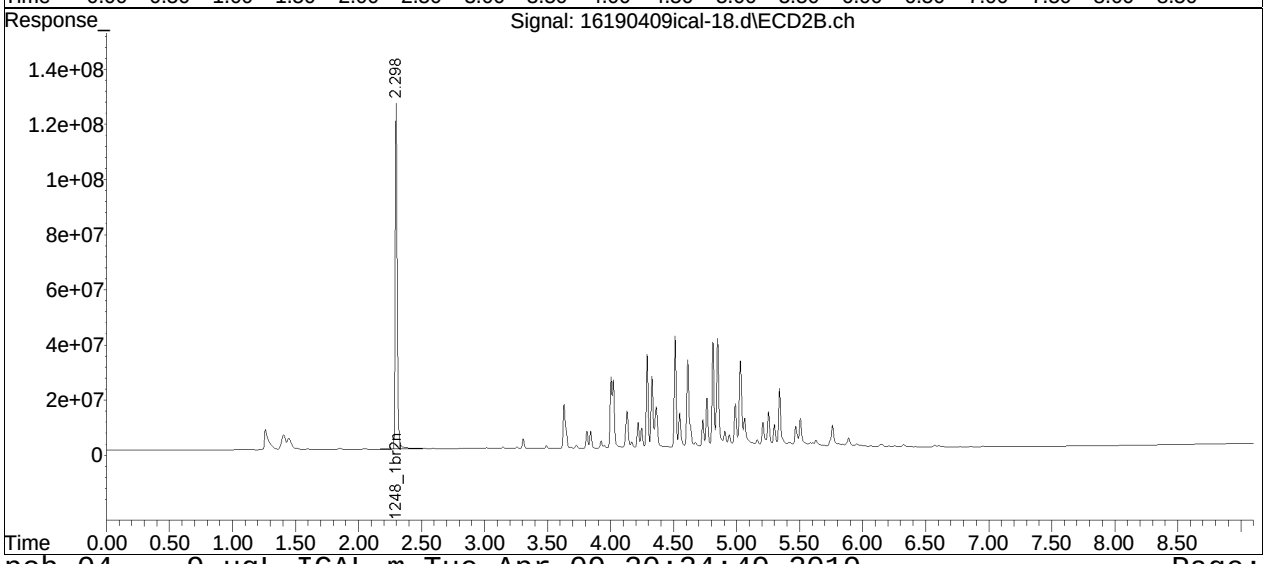

Manual Integration Report

Data Path	: I:\Pest16\190409ICAL\	QMethod	: P16_pcb_04_09_19_ugL_ICA
Data File	: 16190409ical-18.d	Operator	: pest16:kb
Date Inj'd	: 4/9/2019 5:13 am	Instrument	: PEST16
Sample	: il41248,42e,,9010	Quant Date	: 4/9/2019 11:38 am

Compound #39: 1248-5

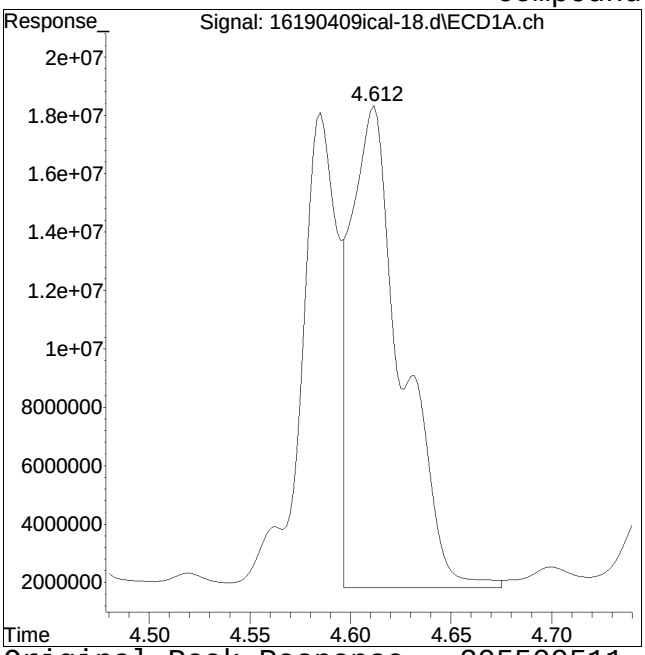

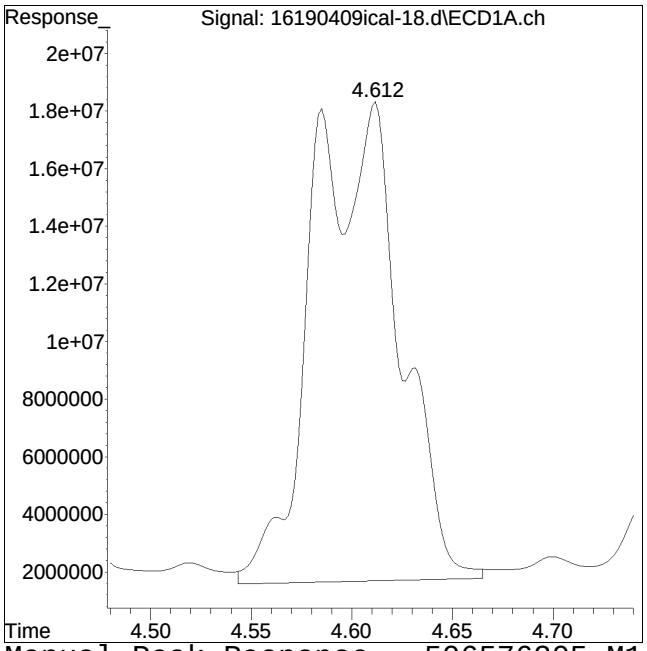

Original Peak Response = 295509511 Manual Peak Response = 506576205 M1

M1 = Split or tailing peak, auto integration stopped early resulting in false low area count.

Quantitation Report (QT Reviewed)

Data Path : I:\Pest16\190409ICAL\
Data File : 16190409ical-19.d
Signal(s) : Signal #1: ECD1A.ch Signal #2: ECD2B.ch
Acq On : 9 Apr 2019 5:26 am
Operator : pest16:kb
Sample : il51248,42e,,9009
Misc : wg1224427,
ALS Vial : 18 Sample Multiplier: 1

Integration File signal 1: events.e
Integration File signal 2: events2.e
Quant Time: Apr 09 11:40:01 2019
Quant Method : I:\Pest16\190409ICAL\P16_pcb_04_09_19_ugL_ICAL.m
Quant Title : pcb
QLast Update : Tue Apr 09 11:39:04 2019
Response via : Initial Calibration
Integrator: ChemStation

Volume Inj. :
Signal #1 Phase : Signal #2 Phase:
Signal #1 Info : Signal #2 Info :

Sub List : Default - All compounds listed

Compound	RT#1	RT#2	Resp#1	Resp#2	ug/l	ug/l
Internal Standards						
1) i 1660_1br2nb	0.000	0.000	0	0	N.D. d	N.D. d
14) i 2154_1br2nb	0.000	0.000	0	0	N.D. d	N.D. d
23) i 4268_1br2nb	0.000	0.000	0	0	N.D. d	N.D. d
34) i 1248_1br2nb	2.273	2.298	767.0E6	1290.3E6	250.000	250.000
40) i 3262_1br2nb	0.000	0.000	0	0	N.D. d	N.D. d
System Monitoring Compounds						
2) s 2,4,5,6-Tetr	0.000	0.000	0	0	N.D. d	N.D. d
Spiked Amount 500.000	Range 30 - 150		Recovery	=	0.00%#	0.00%#
3) s Decachlorobi	0.000	0.000	0	0	N.D. d	N.D. d
Spiked Amount 500.000	Range 30 - 150		Recovery	=	0.00%#	0.00%#
Target Compounds						
4) l1 1016-1	0.000	0.000	0	0	N.D. d	N.D. d
5) l1 1016-2	0.000	0.000	0	0	N.D. d	N.D. d
6) l1 1016-3	0.000	0.000	0	0	N.D. d	N.D. d
7) l1 1016-4	0.000	0.000	0	0	N.D. d	N.D. d
8) l1 1016-5	0.000	0.000	0	0	N.D. d	N.D. d
Sum 1016-1			0	0	N.D.	N.D.
Average 1016-1					0.000	0.000
9) l2 1260-1	0.000	0.000	0	0	N.D. d	N.D. d
10) l2 1260-2	0.000	0.000	0	0	N.D. d	N.D. d
11) l2 1260-3	0.000	0.000	0	0	N.D. d	N.D. d
12) l2 1260-4	0.000	0.000	0	0	N.D. d	N.D. d
13) l2 1260-5	0.000	0.000	0	0	N.D. d	N.D. d
Sum 1260-1			0	0	N.D.	N.D.
Average 1260-1					0.000	0.000
15) l3 1221-2	0.000	0.000	0	0	N.D. d	N.D. d
16) l3 1221-3	0.000	0.000	0	0	N.D. d	N.D. d
17) l3 1221-4	0.000	0.000	0	0	N.D. d	N.D. d

Quantitation Report (QT Reviewed)

Data Path : I:\Pest16\190409ICAL\
Data File : 16190409ical-19.d
Signal(s) : Signal #1: ECD1A.ch Signal #2: ECD2B.ch
Acq On : 9 Apr 2019 5:26 am
Operator : pest16:kb
Sample : il51248,42e,,9009
Misc : wg1224427,
ALS Vial : 18 Sample Multiplier: 1

Integration File signal 1: events.e
Integration File signal 2: events2.e
Quant Time: Apr 09 11:40:01 2019
Quant Method : I:\Pest16\190409ICAL\P16_pcb_04_09_19_ugL_ICAL.m
Quant Title : pcb
QLast Update : Tue Apr 09 11:39:04 2019
Response via : Initial Calibration
Integrator: ChemStation

Volume Inj. :
Signal #1 Phase : Signal #2 Phase:
Signal #1 Info : Signal #2 Info :

Sub List : Default - All compounds listed

	Compound	RT#1	RT#2	Resp#1	Resp#2	ug/l	ug/l
Sum	1221-2			0	0	N.D.	N.D.
Average	1221-2					0.000	0.000
18) l4	1254-1	0.000	0.000	0	0	N.D. d	N.D. d
19) l4	1254-2	0.000	0.000	0	0	N.D. d	N.D. d
20) l4	1254-3	0.000	0.000	0	0	N.D. d	N.D. d
21) l4	1254-4	0.000	0.000	0	0	N.D. d	N.D. d
22) l4	1254-5	0.000	0.000	0	0	N.D. d	N.D. d
Sum	1254-1			0	0	N.D.	N.D.
Average	1254-1					0.000	0.000
24) l6	1242-1	0.000	0.000	0	0	N.D. d	N.D. d
25) l6	1242-2	0.000	0.000	0	0	N.D. d	N.D. d
26) l6	1242-3	0.000	0.000	0	0	N.D. d	N.D. d
27) l6	1242-4	0.000	0.000	0	0	N.D. d	N.D. d
28) l6	1242-5	0.000	0.000	0	0	N.D. d	N.D. d
Sum	1242-1			0	0	N.D.	N.D.
Average	1242-1					0.000	0.000
29) l9	1268-1	0.000	0.000	0	0	N.D. d	N.D. d
30) l9	1268-2	0.000	0.000	0	0	N.D. d	N.D. d
31) l9	1268-3	0.000	0.000	0	0	N.D. d	N.D. d
32) l9	1268-4	0.000	0.000	0	0	N.D. d	N.D. d
33) l9	1268-5	0.000	0.000	0	0	N.D. d	N.D. d
Sum	1268-1			0	0	N.D.	N.D.
Average	1268-1					0.000	0.000
35) l7	1248-1	3.915	4.290	412.4E6	649.6E6	4944.730	5065.444
36) l7	1248-2	4.099	4.513	496.6E6	794.9E6	4930.401	5065.446
37) l7	1248-3	4.434	4.813	577.2E6	796.8E6	4959.397	5207.523
38) l7	1248-4	4.457	4.850	484.7E6	974.6E6	4939.378	5116.172
39) l7	1248-5	4.611	5.030	934.8E6	834.8E6	4924.916M1	5176.971
Sum	1248-1			2905.7E6	4050.6E6	N.D.	N.D. D

Quantitation Report (QT Reviewed)

Data Path : I:\Pest16\190409ICAL\
Data File : 16190409ical-19.d
Signal(s) : Signal #1: ECD1A.ch Signal #2: ECD2B.ch
Acq On : 9 Apr 2019 5:26 am
Operator : pest16:kb
Sample : il51248,42e,,9009
Misc : wg1224427,
ALS Vial : 18 Sample Multiplier: 1

Integration File signal 1: events.e
Integration File signal 2: events2.e
Quant Time: Apr 09 11:40:01 2019
Quant Method : I:\Pest16\190409ICAL\P16_pcb_04_09_19_ugL_ICAL.m
Quant Title : pcb
QLast Update : Tue Apr 09 11:39:04 2019
Response via : Initial Calibration
Integrator: ChemStation

Volume Inj. :
Signal #1 Phase : Signal #2 Phase:
Signal #1 Info : Signal #2 Info :

Sub List : Default - All compounds listed

Compound	RT#1	RT#2	Resp#1	Resp#2	ug/l	ug/l
Average 1248-1					4939.765	5126.311
41) l5 1232-1	0.000	0.000	0	0	N.D. d	N.D. d
42) l5 1232-2	0.000	0.000	0	0	N.D. d	N.D. d
43) l5 1232-3	0.000	0.000	0	0	N.D. d	N.D. d
44) l5 1232-4	0.000	0.000	0	0	N.D. d	N.D. d
45) l5 1232-5	0.000	0.000	0	0	N.D. d	N.D. d
Sum 1232-1			0	0	N.D.	N.D.
Average 1232-1					0.000	0.000
46) l8 1262-1	0.000	0.000	0	0	N.D. d	N.D. d
47) l8 1262-2	0.000	0.000	0	0	N.D. d	N.D. d
48) l8 1262-3	0.000	0.000	0	0	N.D. d	N.D. d
49) l8 1262-4	0.000	0.000	0	0	N.D. d	N.D. d
50) l8 1262-5	0.000	0.000	0	0	N.D. d	N.D. d
Sum 1262-1			0	0	N.D.	N.D.
Average 1262-1					0.000	0.000

SemiQuant Compounds - Not Calibrated on this Instrument

Sum 1262-1			0	0	N.D.	N.D.
Average 1262-1					0.000	0.000

(f)=RT Delta > 1/2 Window (D)=Amounts differ by > 40% (m)=manual int.
(#)=Recovery Exceeds Compound Acceptance Limits.
(I,C,F) I=Interference, C=Coelluting Calibration Peak, F=Fails CC Criteria.

Sub List : Default - All compounds listed Reviewed)

Data Path : I:\Pest16\190409ICAL\
Data File : 16190409ical-19.d
Signal(s) : Signal #1: ECD1A.ch Signal #2: ECD2B.ch
Acq On : 9 Apr 2019 5:26 am
Operator : pest16:kb
Sample : il51248,42e,,9009
Misc : wg1224427,
ALS Vial : 18 Sample Multiplier: 1

Integration File signal 1: events.e
Integration File signal 2: events2.e
Quant Time: Apr 09 11:40:01 2019
Quant Method : I:\Pest16\190409ICAL\P16_pcb_04_09_19_ugL_ICAL.m
Quant Title : pcb
QLast Update : Tue Apr 09 11:39:04 2019
Response via : Initial Calibration
Integrator: ChemStation

Volume Inj. :
Signal #1 Phase : Signal #2 Phase:
Signal #1 Info : Signal #2 Info :

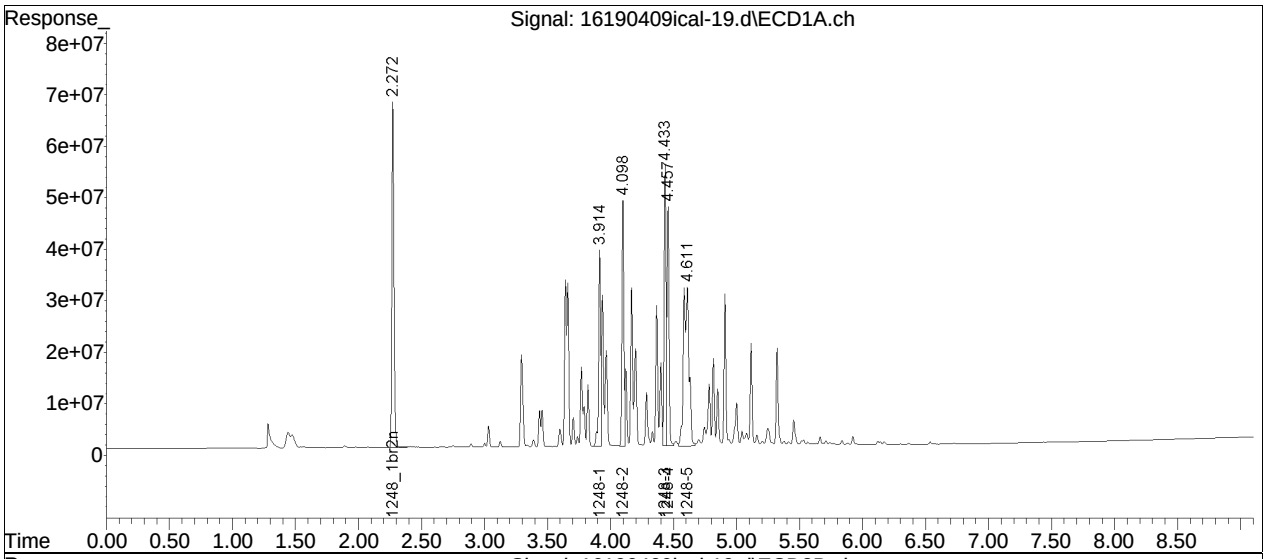

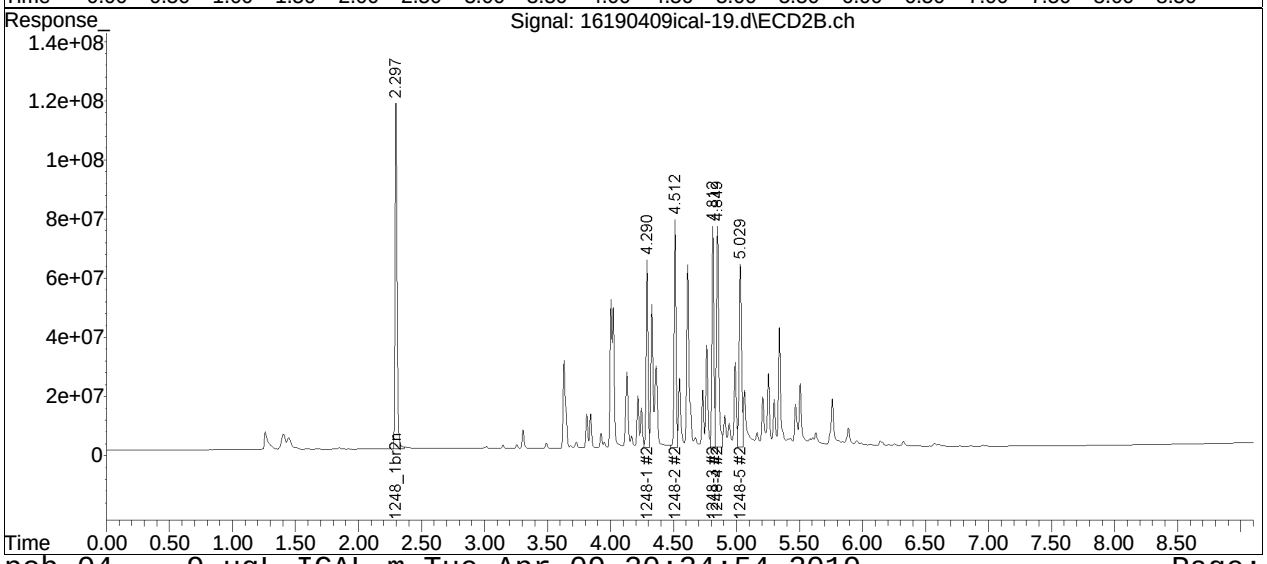

Manual Integration Report

Data Path	: I:\Pest16\190409ICAL\	QMethod	: P16_pcb_04_09_19_ugL_ICA
Data File	: 16190409ical-19.d	Operator	: pest16:kb
Date Inj'd	: 4/9/2019 5:26 am	Instrument	: PEST16
Sample	: il51248,42e,,9009	Quant Date	: 4/9/2019 11:39 am

Compound #39: 1248-5

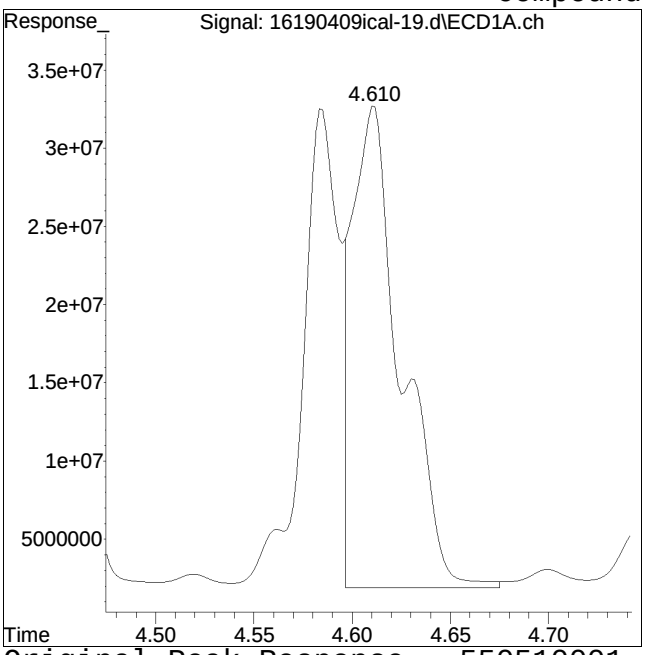

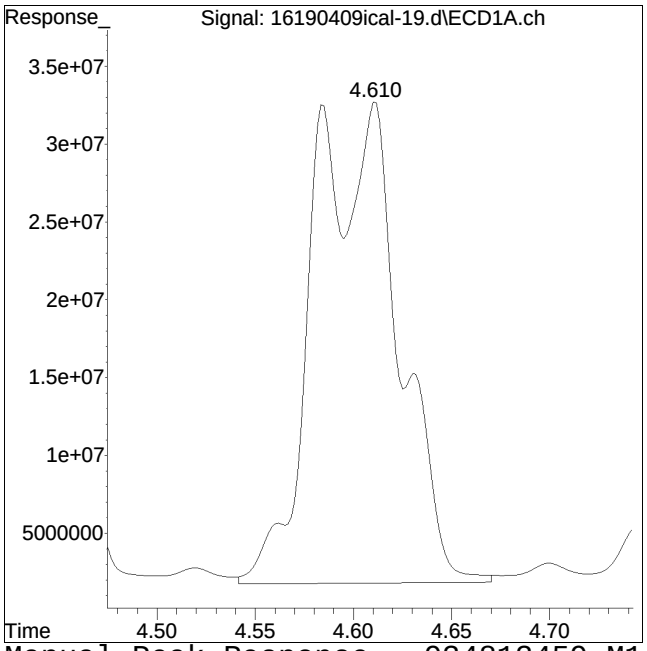

Original Peak Response = 550510001 Manual Peak Response = 934813459 M1
M1 = Split or tailing peak, auto integration stopped early resulting in false low area count.

Quantitation Report (QT Reviewed)

Data Path : I:\Pest16\190409ICAL\
Data File : 16190409ical-20.d
Signal(s) : Signal #1: ECD1A.ch Signal #2: ECD2B.ch
Acq On : 9 Apr 2019 5:39 am
Operator : pest16:kb
Sample : il61248,42e,,9008
Misc : wg1224427,
ALS Vial : 19 Sample Multiplier: 1

Integration File signal 1: events.e
Integration File signal 2: events2.e
Quant Time: Apr 09 11:41:04 2019
Quant Method : I:\Pest16\190409ICAL\P16_pcb_04_09_19_ugL_ICAL.m
Quant Title : pcb
QLast Update : Tue Apr 09 11:40:14 2019
Response via : Initial Calibration
Integrator: ChemStation

Volume Inj. :
Signal #1 Phase : Signal #2 Phase:
Signal #1 Info : Signal #2 Info :

Sub List : Default - All compounds listed

	Compound	RT#1	RT#2	Resp#1	Resp#2	ug/l	ug/l
	Internal Standards						
1) i	1660_1br2nb	0.000	0.000	0	0	N.D. d	N.D. d
14) i	2154_1br2nb	0.000	0.000	0	0	N.D. d	N.D. d
23) i	4268_1br2nb	0.000	0.000	0	0	N.D. d	N.D. d
34) i	1248_1br2nb	2.273	2.298	790.1E6	1373.4E6	250.000	250.000
40) i	3262_1br2nb	0.000	0.000	0	0	N.D. d	N.D. d
	System Monitoring Compounds						
2) s	2,4,5,6-Tetr	0.000	0.000	0	0	N.D. d	N.D. d
Spiked Amount	500.000	Range	30 - 150	Recovery	=	0.00%#	0.00%#
3) s	Decachlorobi	0.000	0.000	0	0	N.D. d	N.D. d
Spiked Amount	500.000	Range	30 - 150	Recovery	=	0.00%#	0.00%#
	Target Compounds						
4) l1	1016-1	0.000	0.000	0	0	N.D. d	N.D. d
5) l1	1016-2	0.000	0.000	0	0	N.D. d	N.D. d
6) l1	1016-3	0.000	0.000	0	0	N.D. d	N.D. d
7) l1	1016-4	0.000	0.000	0	0	N.D. d	N.D. d
8) l1	1016-5	0.000	0.000	0	0	N.D. d	N.D. d
Sum	1016-1			0	0	N.D.	N.D.
Average	1016-1					0.000	0.000
9) l2	1260-1	0.000	0.000	0	0	N.D. d	N.D. d
10) l2	1260-2	0.000	0.000	0	0	N.D. d	N.D. d
11) l2	1260-3	0.000	0.000	0	0	N.D. d	N.D. d
12) l2	1260-4	0.000	0.000	0	0	N.D. d	N.D. d
13) l2	1260-5	0.000	0.000	0	0	N.D. d	N.D. d
Sum	1260-1			0	0	N.D.	N.D.
Average	1260-1					0.000	0.000
15) l3	1221-2	0.000	0.000	0	0	N.D. d	N.D. d
16) l3	1221-3	0.000	0.000	0	0	N.D. d	N.D. d
17) l3	1221-4	0.000	0.000	0	0	N.D. d	N.D. d

Quantitation Report (QT Reviewed)

Data Path : I:\Pest16\190409ICAL\
Data File : 16190409ical-20.d
Signal(s) : Signal #1: ECD1A.ch Signal #2: ECD2B.ch
Acq On : 9 Apr 2019 5:39 am
Operator : pest16:kb
Sample : il61248,42e,,9008
Misc : wg1224427,
ALS Vial : 19 Sample Multiplier: 1

Integration File signal 1: events.e
Integration File signal 2: events2.e
Quant Time: Apr 09 11:41:04 2019
Quant Method : I:\Pest16\190409ICAL\P16_pcb_04_09_19_ugL_ICAL.m
Quant Title : pcb
QLast Update : Tue Apr 09 11:40:14 2019
Response via : Initial Calibration
Integrator: ChemStation

Volume Inj. :
Signal #1 Phase : Signal #2 Phase:
Signal #1 Info : Signal #2 Info :

Sub List : Default - All compounds listed

	Compound	RT#1	RT#2	Resp#1	Resp#2	ug/l	ug/l
Sum	1221-2			0	0	N.D.	N.D.
Average	1221-2					0.000	0.000
18) l4	1254-1	0.000	0.000	0	0	N.D. d	N.D. d
19) l4	1254-2	0.000	0.000	0	0	N.D. d	N.D. d
20) l4	1254-3	0.000	0.000	0	0	N.D. d	N.D. d
21) l4	1254-4	0.000	0.000	0	0	N.D. d	N.D. d
22) l4	1254-5	0.000	0.000	0	0	N.D. d	N.D. d
Sum	1254-1			0	0	N.D.	N.D.
Average	1254-1					0.000	0.000
24) l6	1242-1	0.000	0.000	0	0	N.D. d	N.D. d
25) l6	1242-2	0.000	0.000	0	0	N.D. d	N.D. d
26) l6	1242-3	0.000	0.000	0	0	N.D. d	N.D. d
27) l6	1242-4	0.000	0.000	0	0	N.D. d	N.D. d
28) l6	1242-5	0.000	0.000	0	0	N.D. d	N.D. d
Sum	1242-1			0	0	N.D.	N.D.
Average	1242-1					0.000	0.000
29) l9	1268-1	0.000	0.000	0	0	N.D. d	N.D. d
30) l9	1268-2	0.000	0.000	0	0	N.D. d	N.D. d
31) l9	1268-3	0.000	0.000	0	0	N.D. d	N.D. d
32) l9	1268-4	0.000	0.000	0	0	N.D. d	N.D. d
33) l9	1268-5	0.000	0.000	0	0	N.D. d	N.D. d
Sum	1268-1			0	0	N.D.	N.D.
Average	1268-1					0.000	0.000
35) l7	1248-1	3.915	4.290	837.3E6	1356.7E6	9799.167	9874.707
36) l7	1248-2	4.099	4.513	1008.7E6	1682.6E6	9788.994	10008.180
37) l7	1248-3	4.434	4.812	1172.5E6	1739.4E6	9819.807	10462.578
38) l7	1248-4	4.457	4.849	992.2E6	2066.8E6	9874.976	10076.538
39) l7	1248-5	4.611	5.029	1906.2E6	1811.7E6	9822.128M1	10372.283

Quantitation Report (QT Reviewed)

Data Path : I:\Pest16\190409ICAL\
Data File : 16190409ical-20.d
Signal(s) : Signal #1: ECD1A.ch Signal #2: ECD2B.ch
Acq On : 9 Apr 2019 5:39 am
Operator : pest16:kb
Sample : il61248,42e,,9008
Misc : wg1224427,
ALS Vial : 19 Sample Multiplier: 1

Integration File signal 1: events.e
Integration File signal 2: events2.e
Quant Time: Apr 09 11:41:04 2019
Quant Method : I:\Pest16\190409ICAL\P16_pcb_04_09_19_ugL_ICAL.m
Quant Title : pcb
QLast Update : Tue Apr 09 11:40:14 2019
Response via : Initial Calibration
Integrator: ChemStation

Volume Inj. :
Signal #1 Phase : Signal #2 Phase:
Signal #1 Info : Signal #2 Info :

Sub List : Default - All compounds listed

	Compound	RT#1	RT#2	Resp#1	Resp#2	ug/l	ug/l
Sum	1248-1			5917.0E6	8657.2E6	N.D.	N.D. D
Average	1248-1					9821.014	10158.857
41) l5	1232-1	0.000	0.000	0	0	N.D. d	N.D. d
42) l5	1232-2	0.000	0.000	0	0	N.D. d	N.D. d
43) l5	1232-3	0.000	0.000	0	0	N.D. d	N.D. d
44) l5	1232-4	0.000	0.000	0	0	N.D. d	N.D. d
45) l5	1232-5	0.000	0.000	0	0	N.D. d	N.D. d
Sum	1232-1			0	0	N.D.	N.D.
Average	1232-1					0.000	0.000
46) l8	1262-1	0.000	0.000	0	0	N.D. d	N.D. d
47) l8	1262-2	0.000	0.000	0	0	N.D. d	N.D. d
48) l8	1262-3	0.000	0.000	0	0	N.D. d	N.D. d
49) l8	1262-4	0.000	0.000	0	0	N.D. d	N.D. d
50) l8	1262-5	0.000	0.000	0	0	N.D. d	N.D. d
Sum	1262-1			0	0	N.D.	N.D.
Average	1262-1					0.000	0.000

SemiQuant Compounds - Not Calibrated on this Instrument

Sum	1262-1			0	0	N.D.	N.D.
Average	1262-1					0.000	0.000

(f)=RT Delta > 1/2 Window (D)=Amounts differ by > 40% (m)=manual int.
(#)=Recovery Exceeds Compound Acceptance Limits.
(I,C,F) I=Interference, C=Coelluting Calibration Peak, F=Fails CC Criteria.

Sub List : Default - All compounds listed Reviewed)

Data Path : I:\Pest16\190409ICAL\
Data File : 16190409ical-20.d
Signal(s) : Signal #1: ECD1A.ch Signal #2: ECD2B.ch
Acq On : 9 Apr 2019 5:39 am
Operator : pest16:kb
Sample : il61248,42e,,9008
Misc : wg1224427,
ALS Vial : 19 Sample Multiplier: 1

Integration File signal 1: events.e
Integration File signal 2: events2.e
Quant Time: Apr 09 11:41:04 2019
Quant Method : I:\Pest16\190409ICAL\P16_pcb_04_09_19_ugL_ICAL.m
Quant Title : pcb
QLast Update : Tue Apr 09 11:40:14 2019
Response via : Initial Calibration
Integrator: ChemStation

Volume Inj. :
Signal #1 Phase : Signal #2 Phase:
Signal #1 Info : Signal #2 Info :

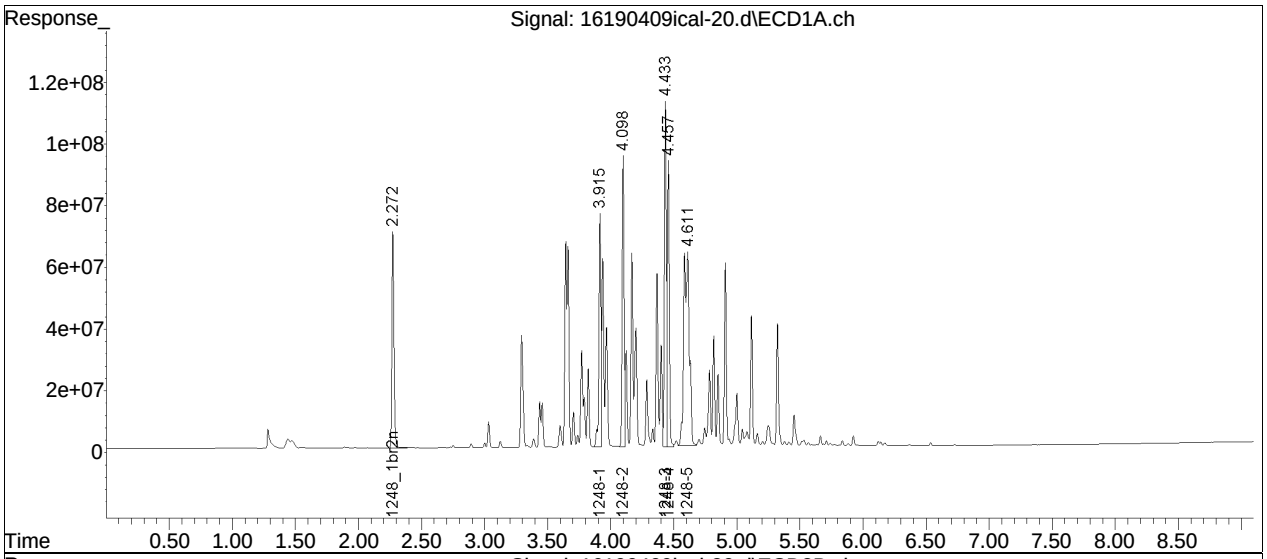

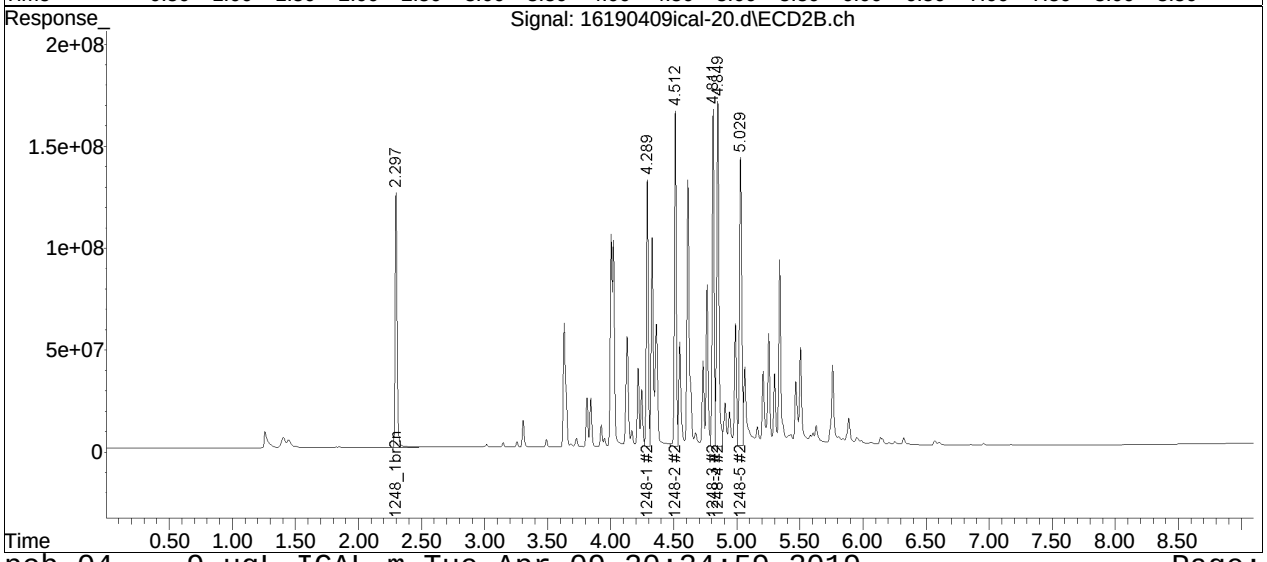

Manual Integration Report

Data Path	: I:\Pest16\190409ICAL\	QMethod	: P16_pcb_04_09_19_ugL_ICA
Data File	: 16190409ical-20.d	Operator	: pest16:kb
Date Inj'd	: 4/9/2019 5:39 am	Instrument	: PEST16
Sample	: il61248,42e,,9008	Quant Date	: 4/9/2019 11:40 am

Compound #39: 1248-5

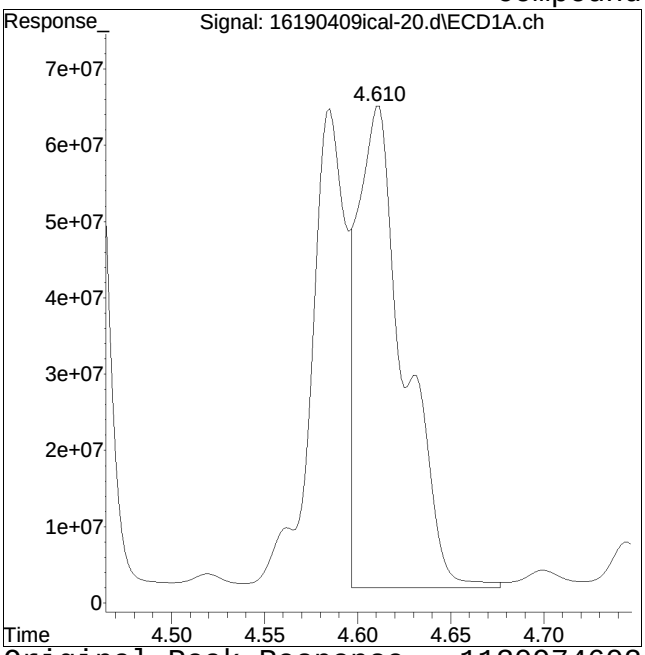

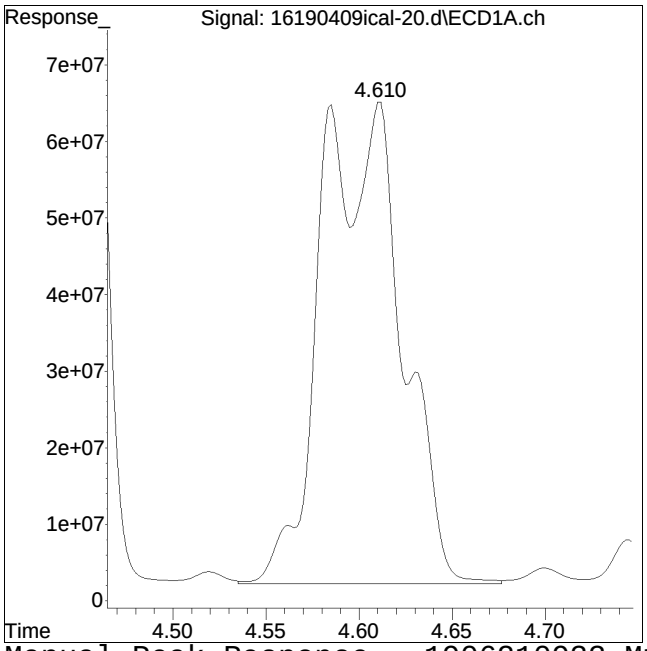

Original Peak Response = 1130974602 Manual Peak Response = 1906210933 M1
M1 = Split or tailing peak, auto integration stopped early resulting in false low area count.

Quantitation Report (QT Reviewed)

Data Path : I:\Pest16\190409ICAL\
Data File : 16190409ical-21.d
Signal(s) : Signal #1: ECD1A.ch Signal #2: ECD2B.ch
Acq On : 9 Apr 2019 5:51 am
Operator : pest16:kb
Sample : il12154,42e,,9025
Misc : wg1224427,
ALS Vial : 20 Sample Multiplier: 1

Integration File signal 1: events.e
Integration File signal 2: events2.e
Quant Time: Apr 09 10:48:06 2019
Quant Method : I:\Pest16\190409ICAL\P16_pcb_04_09_19_ugL_ICAL.m
Quant Title : pcb
QLast Update : Tue Apr 09 10:45:23 2019
Response via : Initial Calibration
Integrator: ChemStation

Volume Inj. :
Signal #1 Phase : Signal #2 Phase:
Signal #1 Info : Signal #2 Info :

Sub List : Default - All compounds listed

Compound	RT#1	RT#2	Resp#1	Resp#2	ug/l	ug/l
Internal Standards						
1) i 1660_1br2nb	0.000	0.000	0	0	N.D. d	N.D. d
14) i 2154_1br2nb	2.272	2.298	791.9E6	1402.5E6	250.000	250.000
23) i 4268_1br2nb	0.000	0.000	0	0	N.D. d	N.D. d
34) i 1248_1br2nb	0.000	0.000	0	0	N.D. d	N.D. d
40) i 3262_1br2nb	0.000	0.000	0	0	N.D. d	N.D. d
System Monitoring Compounds						
2) s 2,4,5,6-Tetr	0.000	0.000	0	0	N.D. d	N.D. d
Spiked Amount 500.000 Range 30 - 150 Recovery =					0.00%#	0.00%#
3) s Decachlorobi	0.000	0.000	0	0	N.D. d	N.D. d
Spiked Amount 500.000 Range 30 - 150 Recovery =					0.00%#	0.00%#
Target Compounds						
4) l1 1016-1	0.000	0.000	0	0	N.D. d	N.D. d
5) l1 1016-2	0.000	0.000	0	0	N.D. d	N.D. d
6) l1 1016-3	0.000	0.000	0	0	N.D. d	N.D. d
7) l1 1016-4	0.000	0.000	0	0	N.D. d	N.D. d
8) l1 1016-5	0.000	0.000	0	0	N.D. d	N.D. d
Sum 1016-1			0	0	N.D.	N.D.
Average 1016-1					0.000	0.000
9) l2 1260-1	0.000	0.000	0	0	N.D. d	N.D. d
10) l2 1260-2	0.000	0.000	0	0	N.D. d	N.D. d
11) l2 1260-3	0.000	0.000	0	0	N.D. d	N.D. d
12) l2 1260-4	0.000	0.000	0	0	N.D. d	N.D. d
13) l2 1260-5	0.000	0.000	0	0	N.D. d	N.D. d
Sum 1260-1			0	0	N.D.	N.D.
Average 1260-1					0.000	0.000
15) l3 1221-2	2.893	3.147	3954655	5861628	124.743	109.017
16) l3 1221-3	3.001	3.256	2410034	3943968	122.815	115.621
17) l3 1221-4	3.031	3.306	9055617	14396436	122.865	113.126

Quantitation Report (QT Reviewed)

Data Path : I:\Pest16\190409ICAL\
Data File : 16190409ical-21.d
Signal(s) : Signal #1: ECD1A.ch Signal #2: ECD2B.ch
Acq On : 9 Apr 2019 5:51 am
Operator : pest16:kb
Sample : il12154,42e,,9025
Misc : wg1224427,
ALS Vial : 20 Sample Multiplier: 1

Integration File signal 1: events.e
Integration File signal 2: events2.e
Quant Time: Apr 09 10:48:06 2019
Quant Method : I:\Pest16\190409ICAL\P16_pcb_04_09_19_ugL_ICAL.m
Quant Title : pcb
QLast Update : Tue Apr 09 10:45:23 2019
Response via : Initial Calibration
Integrator: ChemStation

Volume Inj. :
Signal #1 Phase : Signal #2 Phase:
Signal #1 Info : Signal #2 Info :

Sub List : Default - All compounds listed

	Compound	RT#1	RT#2	Resp#1	Resp#2	ug/l	ug/l	
Sum	1221-2			15420305	24202031	370.424	337.764	
Average	1221-2					123.475	112.588	
18) l4	1254-1	4.399	4.845	13103519	23044211	118.351	109.724	
19) l4	1254-2	4.815	5.253	15119236	18914010	115.205	79.859	
20) l4	1254-3	4.908	5.340	22369462	35974881	114.206	104.647	
21) l4	1254-4	5.115	5.505	17021698	21069284	112.207	101.120	
22) l4	1254-5	5.453	5.888	21958708	26166067	109.129	85.354	
Sum	1254-1			89572623	125.2E6	NoCal	NoCal	D
Average	1254-1					113.820	96.141	
24) l6	1242-1	0.000	0.000	0	0	N.D. d	N.D. d	
25) l6	1242-2	0.000	0.000	0	0	N.D. d	N.D. d	
26) l6	1242-3	0.000	0.000	0	0	N.D. d	N.D. d	
27) l6	1242-4	0.000	0.000	0	0	N.D. d	N.D. d	
28) l6	1242-5	0.000	0.000	0	0	N.D. d	N.D. d	
Sum	1242-1			0	0	N.D.	N.D.	
Average	1242-1					0.000	0.000	
29) l9	1268-1	0.000	0.000	0	0	N.D. d	N.D. d	
30) l9	1268-2	0.000	0.000	0	0	N.D. d	N.D. d	
31) l9	1268-3	0.000	0.000	0	0	N.D. d	N.D. d	
32) l9	1268-4	0.000	0.000	0	0	N.D. d	N.D. d	
33) l9	1268-5	0.000	0.000	0	0	N.D. d	N.D. d	
Sum	1268-1			0	0	N.D.	N.D.	
Average	1268-1					0.000	0.000	
35) l7	1248-1	0.000	0.000	0	0	N.D. d	N.D. d	
36) l7	1248-2	0.000	0.000	0	0	N.D. d	N.D. d	
37) l7	1248-3	0.000	0.000	0	0	N.D. d	N.D. d	
38) l7	1248-4	0.000	0.000	0	0	N.D. d	N.D. d	
39) l7	1248-5	0.000	0.000	0	0	N.D. d	N.D. d	
Sum	1248-1			0	0	N.D.	N.D.	

Quantitation Report (QT Reviewed)

Data Path : I:\Pest16\190409ICAL\
Data File : 16190409ical-21.d
Signal(s) : Signal #1: ECD1A.ch Signal #2: ECD2B.ch
Acq On : 9 Apr 2019 5:51 am
Operator : pest16:kb
Sample : il12154,42e,,9025
Misc : wg1224427,
ALS Vial : 20 Sample Multiplier: 1

Integration File signal 1: events.e
Integration File signal 2: events2.e
Quant Time: Apr 09 10:48:06 2019
Quant Method : I:\Pest16\190409ICAL\P16_pcb_04_09_19_ugL_ICAL.m
Quant Title : pcb
QLast Update : Tue Apr 09 10:45:23 2019
Response via : Initial Calibration
Integrator: ChemStation

Volume Inj. :
Signal #1 Phase : Signal #2 Phase:
Signal #1 Info : Signal #2 Info :

Sub List : Default - All compounds listed

	Compound	RT#1	RT#2	Resp#1	Resp#2	ug/l	ug/l
Average	1248-1					0.000	0.000
41) l5	1232-1	0.000	0.000	0	0	N.D. d	N.D. d
42) l5	1232-2	0.000	0.000	0	0	N.D. d	N.D. d
43) l5	1232-3	0.000	0.000	0	0	N.D. d	N.D. d
44) l5	1232-4	0.000	0.000	0	0	N.D. d	N.D. d
45) l5	1232-5	0.000	0.000	0	0	N.D. d	N.D. d
Sum	1232-1			0	0	N.D.	N.D.
Average	1232-1					0.000	0.000
46) l8	1262-1	0.000	0.000	0	0	N.D. d	N.D. d
47) l8	1262-2	0.000	0.000	0	0	N.D. d	N.D. d
48) l8	1262-3	0.000	0.000	0	0	N.D. d	N.D. d
49) l8	1262-4	0.000	0.000	0	0	N.D. d	N.D. d
50) l8	1262-5	0.000	0.000	0	0	N.D. d	N.D. d
Sum	1262-1			0	0	N.D.	N.D.
Average	1262-1					0.000	0.000

SemiQuant Compounds - Not Calibrated on this Instrument

Sum	1262-1			0	0	N.D.	N.D.
Average	1262-1					0.000	0.000

(f)=RT Delta > 1/2 Window (D)=Amounts differ by > 40% (m)=manual int.
(#)=Recovery Exceeds Compound Acceptance Limits.
(I,C,F) I=Interference, C=Coelluting Calibration Peak, F=Fails CC Criteria.

Sub List : Default - All compounds listed Reviewed)

Data Path : I:\Pest16\190409ICAL\
Data File : 16190409ical-21.d
Signal(s) : Signal #1: ECD1A.ch Signal #2: ECD2B.ch
Acq On : 9 Apr 2019 5:51 am
Operator : pest16:kb
Sample : il12154,42e,,9025
Misc : wg1224427,
ALS Vial : 20 Sample Multiplier: 1

Integration File signal 1: events.e
Integration File signal 2: events2.e
Quant Time: Apr 09 10:48:06 2019
Quant Method : I:\Pest16\190409ICAL\P16_pcb_04_09_19_ugL_ICAL.m
Quant Title : pcb
QLast Update : Tue Apr 09 10:45:23 2019
Response via : Initial Calibration
Integrator: ChemStation

Volume Inj. :
Signal #1 Phase : Signal #2 Phase:
Signal #1 Info : Signal #2 Info :

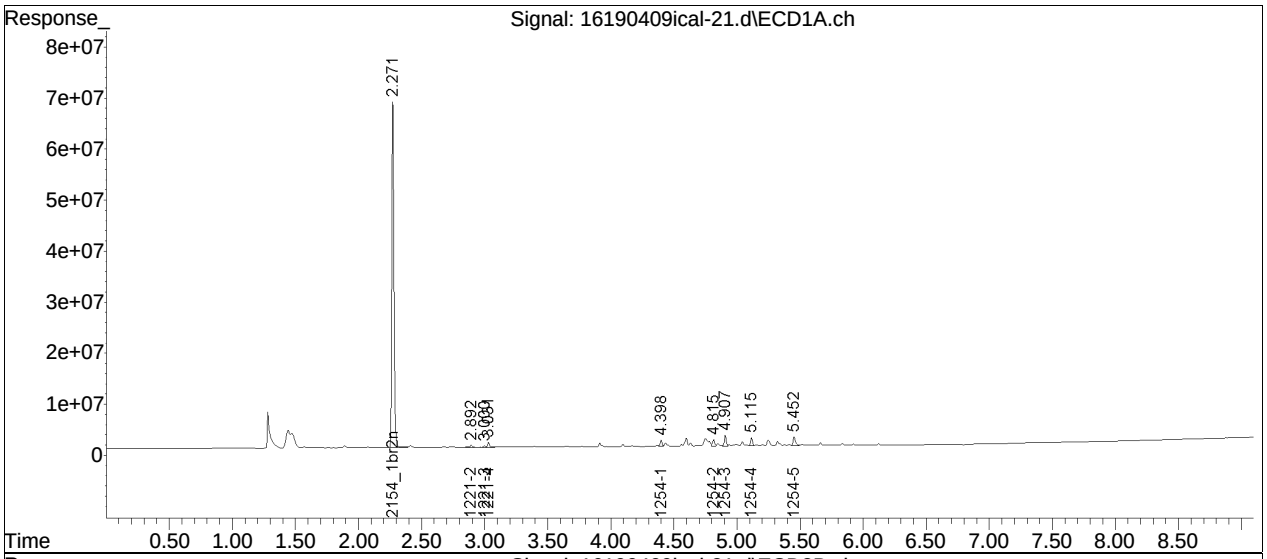

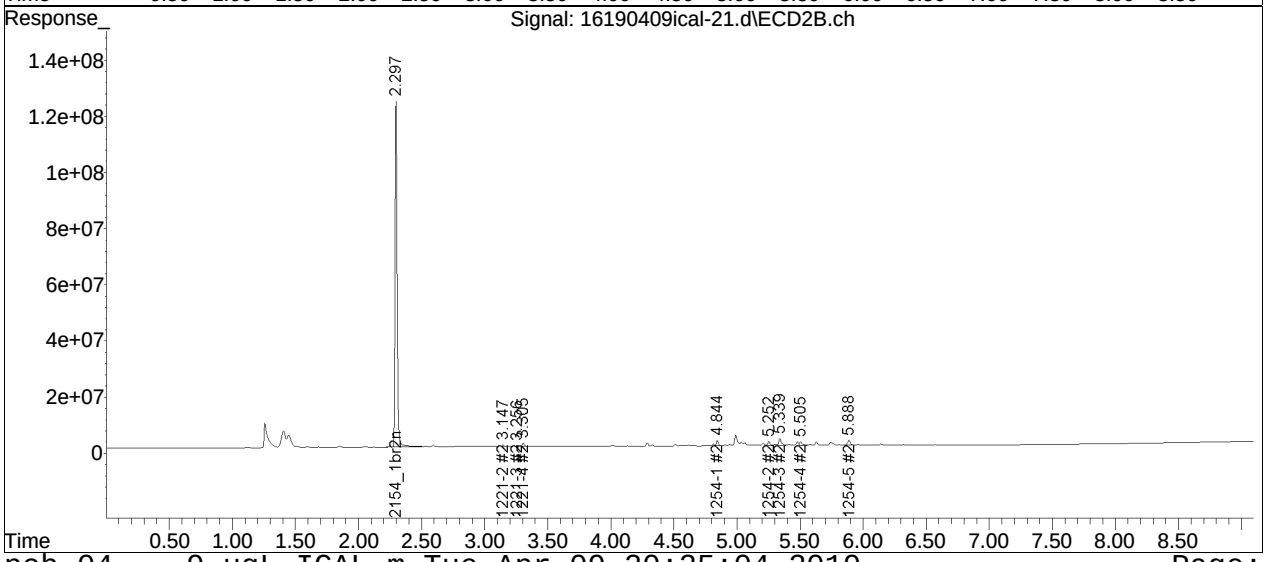

Manual Integration Report

Data Path	: I:\Pest16\190409ICAL\	QMethod	: P16_pcb_04_09_19_ugL_ICA
Data File	: 16190409ical-21.d	Operator	: pest16:kb
Date Inj'd	: 4/9/2019 5:51 am	Instrument	: PEST16
Sample	: il12154,42e,,9025	Quant Date	: 4/9/2019 10:46 am

There are no manual integrations or false positives in this file.

Quantitation Report (QT Reviewed)

Data Path : I:\Pest16\190409ICAL\
Data File : 16190409ical-22.d
Signal(s) : Signal #1: ECD1A.ch Signal #2: ECD2B.ch
Acq On : 9 Apr 2019 6:04 am
Operator : pest16:kb
Sample : il22154,42e,,9024
Misc : wg1224427,
ALS Vial : 21 Sample Multiplier: 1

Integration File signal 1: events.e
Integration File signal 2: events2.e
Quant Time: Apr 09 10:45:15 2019
Quant Method : I:\Pest16\190409ICAL\P16_pcb_04_09_19_ugL_ICAL.m
Quant Title : pcb
QLast Update : Tue Apr 09 10:44:31 2019
Response via : Initial Calibration
Integrator: ChemStation

Volume Inj. :
Signal #1 Phase : Signal #2 Phase:
Signal #1 Info : Signal #2 Info :

Sub List : Default - All compounds listed

	Compound	RT#1	RT#2	Resp#1	Resp#2	ug/l	ug/l
	Internal Standards						
1) i	1660_1br2nb	0.000	0.000	0	0	N.D. d	N.D. d
14) i	2154_1br2nb	2.275	2.300	800.8E6	1383.3E6	250.000	250.000
23) i	4268_1br2nb	0.000	0.000	0	0	N.D. d	N.D. d
34) i	1248_1br2nb	0.000	0.000	0	0	N.D. d	N.D. d
40) i	3262_1br2nb	0.000	0.000	0	0	N.D. d	N.D. d
	System Monitoring Compounds						
2) s	2,4,5,6-Tetr	0.000	0.000	0	0	N.D. d	N.D. d
Spiked Amount		500.000	Range	30 - 150	Recovery	=	0.00%# 0.00%#
3) s	Decachlorobi	0.000	0.000	0	0	N.D. d	N.D. d
Spiked Amount		500.000	Range	30 - 150	Recovery	=	0.00%# 0.00%#
	Target Compounds						
4) l1	1016-1	0.000	0.000	0	0	N.D. d	N.D. d
5) l1	1016-2	0.000	0.000	0	0	N.D. d	N.D. d
6) l1	1016-3	0.000	0.000	0	0	N.D. d	N.D. d
7) l1	1016-4	0.000	0.000	0	0	N.D. d	N.D. d
8) l1	1016-5	0.000	0.000	0	0	N.D. d	N.D. d
Sum	1016-1			0	0	N.D.	N.D.
Average	1016-1					0.000	0.000
9) l2	1260-1	0.000	0.000	0	0	N.D. d	N.D. d
10) l2	1260-2	0.000	0.000	0	0	N.D. d	N.D. d
11) l2	1260-3	0.000	0.000	0	0	N.D. d	N.D. d
12) l2	1260-4	0.000	0.000	0	0	N.D. d	N.D. d
13) l2	1260-5	0.000	0.000	0	0	N.D. d	N.D. d
Sum	1260-1			0	0	N.D.	N.D.
Average	1260-1					0.000	0.000
15) l3	1221-2	2.896	3.149	16660449	27142829	519.664	511.841
16) l3	1221-3	3.003	3.258	10544363	17468795	531.346	519.242
17) l3	1221-4	3.034	3.307	39224220	64813923	526.250	516.391

Quantitation Report (QT Reviewed)

Data Path : I:\Pest16\190409ICAL\
Data File : 16190409ical-22.d
Signal(s) : Signal #1: ECD1A.ch Signal #2: ECD2B.ch
Acq On : 9 Apr 2019 6:04 am
Operator : pest16:kb
Sample : il22154,42e,,9024
Misc : wg1224427,
ALS Vial : 21 Sample Multiplier: 1

Integration File signal 1: events.e
Integration File signal 2: events2.e
Quant Time: Apr 09 10:45:15 2019
Quant Method : I:\Pest16\190409ICAL\P16_pcb_04_09_19_ugL_ICAL.m
Quant Title : pcb
QLast Update : Tue Apr 09 10:44:31 2019
Response via : Initial Calibration
Integrator: ChemStation

Volume Inj. :
Signal #1 Phase : Signal #2 Phase:
Signal #1 Info : Signal #2 Info :

Sub List : Default - All compounds listed

	Compound	RT#1	RT#2	Resp#1	Resp#2	ug/l	ug/l	
Sum	1221-2			66429033	109.4E6	1577.261	1547.474	
Average	1221-2					525.754	515.825	
18) l4	1254-1	4.401	4.847	55913233	103.8E6	499.375	501.246	
19) l4	1254-2	4.818	5.255	58922575	83880412	404.855	331.189	
20) l4	1254-3	4.910	5.342	98428712	167.2E6	496.916	493.122	
21) l4	1254-4	5.118	5.508	75923683	102.3E6	494.905	497.858	
22) l4	1254-5	5.456	5.891	100.8E6	151.9E6	495.176	502.554	
Sum	1254-1			390.0E6	609.2E6	NoCal	NoCal	D
Average	1254-1					478.245	465.194	
24) l6	1242-1	0.000	0.000	0	0	N.D. d	N.D. d	
25) l6	1242-2	0.000	0.000	0	0	N.D. d	N.D. d	
26) l6	1242-3	0.000	0.000	0	0	N.D. d	N.D. d	
27) l6	1242-4	0.000	0.000	0	0	N.D. d	N.D. d	
28) l6	1242-5	0.000	0.000	0	0	N.D. d	N.D. d	
Sum	1242-1			0	0	N.D.	N.D.	
Average	1242-1					0.000	0.000	
29) l9	1268-1	0.000	0.000	0	0	N.D. d	N.D. d	
30) l9	1268-2	0.000	0.000	0	0	N.D. d	N.D. d	
31) l9	1268-3	0.000	0.000	0	0	N.D. d	N.D. d	
32) l9	1268-4	0.000	0.000	0	0	N.D. d	N.D. d	
33) l9	1268-5	0.000	0.000	0	0	N.D. d	N.D. d	
Sum	1268-1			0	0	N.D.	N.D.	
Average	1268-1					0.000	0.000	
35) l7	1248-1	0.000	0.000	0	0	N.D. d	N.D. d	
36) l7	1248-2	0.000	0.000	0	0	N.D. d	N.D. d	
37) l7	1248-3	0.000	0.000	0	0	N.D. d	N.D. d	
38) l7	1248-4	0.000	0.000	0	0	N.D. d	N.D. d	
39) l7	1248-5	0.000	0.000	0	0	N.D. d	N.D. d	
Sum	1248-1			0	0	N.D.	N.D.	

Quantitation Report (QT Reviewed)

Data Path : I:\Pest16\190409ICAL\
Data File : 16190409ical-22.d
Signal(s) : Signal #1: ECD1A.ch Signal #2: ECD2B.ch
Acq On : 9 Apr 2019 6:04 am
Operator : pest16:kb
Sample : il22154,42e,,9024
Misc : wg1224427,
ALS Vial : 21 Sample Multiplier: 1

Integration File signal 1: events.e
Integration File signal 2: events2.e
Quant Time: Apr 09 10:45:15 2019
Quant Method : I:\Pest16\190409ICAL\P16_pcb_04_09_19_ugL_ICAL.m
Quant Title : pcb
QLast Update : Tue Apr 09 10:44:31 2019
Response via : Initial Calibration
Integrator: ChemStation

Volume Inj. :
Signal #1 Phase : Signal #2 Phase:
Signal #1 Info : Signal #2 Info :

Sub List : Default - All compounds listed

Compound	RT#1	RT#2	Resp#1	Resp#2	ug/l	ug/l
Average 1248-1					0.000	0.000
41) l5 1232-1	0.000	0.000	0	0	N.D. d	N.D. d
42) l5 1232-2	0.000	0.000	0	0	N.D. d	N.D. d
43) l5 1232-3	0.000	0.000	0	0	N.D. d	N.D. d
44) l5 1232-4	0.000	0.000	0	0	N.D. d	N.D. d
45) l5 1232-5	0.000	0.000	0	0	N.D. d	N.D. d
Sum 1232-1			0	0	N.D.	N.D.
Average 1232-1					0.000	0.000
46) l8 1262-1	0.000	0.000	0	0	N.D. d	N.D. d
47) l8 1262-2	0.000	0.000	0	0	N.D. d	N.D. d
48) l8 1262-3	0.000	0.000	0	0	N.D. d	N.D. d
49) l8 1262-4	0.000	0.000	0	0	N.D. d	N.D. d
50) l8 1262-5	0.000	0.000	0	0	N.D. d	N.D. d
Sum 1262-1			0	0	N.D.	N.D.
Average 1262-1					0.000	0.000

SemiQuant Compounds - Not Calibrated on this Instrument

Sum 1262-1			0	0	N.D.	N.D.
Average 1262-1					0.000	0.000

(f)=RT Delta > 1/2 Window (D)=Amounts differ by > 40% (m)=manual int.
(#)=Recovery Exceeds Compound Acceptance Limits.
(I,C,F) I=Interference, C=Coelluting Calibration Peak, F=Fails CC Criteria.

Sub List : Default - All compounds listed Reviewed)

Data Path : I:\Pest16\190409ICAL\
Data File : 16190409ical-22.d
Signal(s) : Signal #1: ECD1A.ch Signal #2: ECD2B.ch
Acq On : 9 Apr 2019 6:04 am
Operator : pest16:kb
Sample : il22154,42e,,9024
Misc : wg1224427,
ALS Vial : 21 Sample Multiplier: 1

Integration File signal 1: events.e
Integration File signal 2: events2.e
Quant Time: Apr 09 10:45:15 2019
Quant Method : I:\Pest16\190409ICAL\P16_pcb_04_09_19_ugL_ICAL.m
Quant Title : pcb
QLast Update : Tue Apr 09 10:44:31 2019
Response via : Initial Calibration
Integrator: ChemStation

Volume Inj. :
Signal #1 Phase : Signal #2 Phase:
Signal #1 Info : Signal #2 Info :

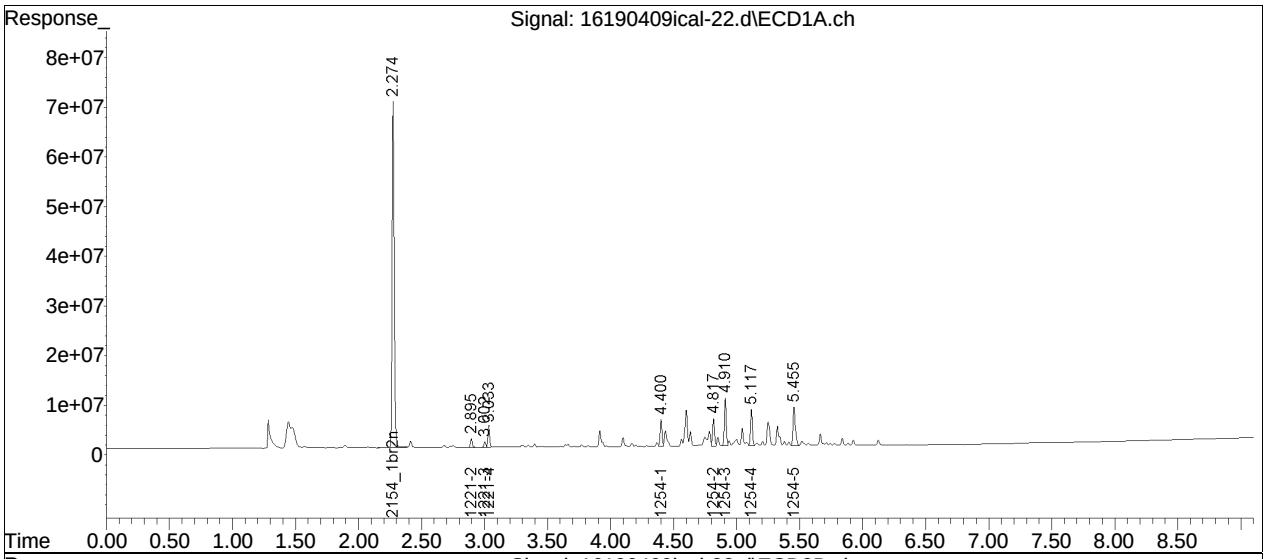

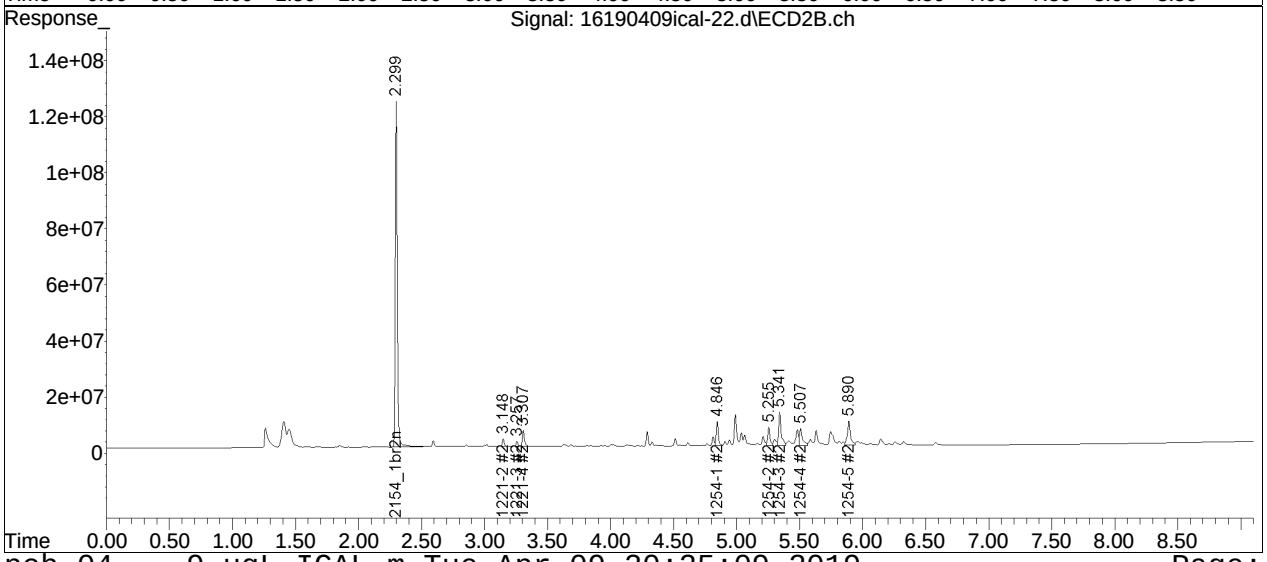

Manual Integration Report

Data Path	: I:\Pest16\190409ICAL\	QMethod	: P16_pcb_04_09_19_ugL_ICA
Data File	: 16190409ical-22.d	Operator	: pest16:kb
Date Inj'd	: 4/9/2019 6:04 am	Instrument	: PEST16
Sample	: il22154,42e,,9024	Quant Date	: 4/9/2019 10:44 am

There are no manual integrations or false positives in this file.

Quantitation Report (QT Reviewed)

Data Path : I:\Pest16\190409ICAL\
Data File : 16190409ical-23.d
Signal(s) : Signal #1: ECD1A.ch Signal #2: ECD2B.ch
Acq On : 9 Apr 2019 6:16 am
Operator : pest16:kb
Sample : il32154,42e,,9023
Misc : wg1224427,
ALS Vial : 22 Sample Multiplier: 1

Integration File signal 1: events.e
Integration File signal 2: events2.e
Quant Time: Apr 09 10:44:22 2019
Quant Method : I:\Pest16\190409ICAL\P16_pcb_04_09_19_ugL_ICAL.m
Quant Title : pcb
QLast Update : Tue Apr 09 10:43:35 2019
Response via : Initial Calibration
Integrator: ChemStation

Volume Inj. :
Signal #1 Phase : Signal #2 Phase:
Signal #1 Info : Signal #2 Info :

Sub List : Default - All compounds listed

	Compound	RT#1	RT#2	Resp#1	Resp#2	ug/l	ug/l
	Internal Standards						
1) i	1660_1br2nb	0.000	0.000	0	0	N.D. d	N.D. d
14) i	2154_1br2nb	2.273	2.299	742.8E6	1303.5E6	250.000	250.000
23) i	4268_1br2nb	0.000	0.000	0	0	N.D. d	N.D. d
34) i	1248_1br2nb	0.000	0.000	0	0	N.D. d	N.D. d
40) i	3262_1br2nb	0.000	0.000	0	0	N.D. d	N.D. d
	System Monitoring Compounds						
2) s	2,4,5,6-Tetr	0.000	0.000	0	0	N.D. d	N.D. d
Spiked Amount		500.000	Range	30 - 150	Recovery	=	0.00%# 0.00%#
3) s	Decachlorobi	0.000	0.000	0	0	N.D. d	N.D. d
Spiked Amount		500.000	Range	30 - 150	Recovery	=	0.00%# 0.00%#
	Target Compounds						
4) l1	1016-1	0.000	0.000	0	0	N.D. d	N.D. d
5) l1	1016-2	0.000	0.000	0	0	N.D. d	N.D. d
6) l1	1016-3	0.000	0.000	0	0	N.D. d	N.D. d
7) l1	1016-4	0.000	0.000	0	0	N.D. d	N.D. d
8) l1	1016-5	0.000	0.000	0	0	N.D. d	N.D. d
Sum	1016-1			0	0	N.D.	N.D.
Average	1016-1					0.000	0.000
9) l2	1260-1	0.000	0.000	0	0	N.D. d	N.D. d
10) l2	1260-2	0.000	0.000	0	0	N.D. d	N.D. d
11) l2	1260-3	0.000	0.000	0	0	N.D. d	N.D. d
12) l2	1260-4	0.000	0.000	0	0	N.D. d	N.D. d
13) l2	1260-5	0.000	0.000	0	0	N.D. d	N.D. d
Sum	1260-1			0	0	N.D.	N.D.
Average	1260-1					0.000	0.000
15) l3	1221-2	2.895	3.148	30411217	50347986	1022.679	1007.563
16) l3	1221-3	3.002	3.257	19009838	32250045	1032.775	1017.295
17) l3	1221-4	3.033	3.306	71233236	118.4E6	1030.363	1001.478

Quantitation Report (QT Reviewed)

Data Path : I:\Pest16\190409ICAL\
Data File : 16190409ical-23.d
Signal(s) : Signal #1: ECD1A.ch Signal #2: ECD2B.ch
Acq On : 9 Apr 2019 6:16 am
Operator : pest16:kb
Sample : il32154,42e,,9023
Misc : wg1224427,
ALS Vial : 22 Sample Multiplier: 1

Integration File signal 1: events.e
Integration File signal 2: events2.e
Quant Time: Apr 09 10:44:22 2019
Quant Method : I:\Pest16\190409ICAL\P16_pcb_04_09_19_ugL_ICAL.m
Quant Title : pcb
QLast Update : Tue Apr 09 10:43:35 2019
Response via : Initial Calibration
Integrator: ChemStation

Volume Inj. :
Signal #1 Phase : Signal #2 Phase:
Signal #1 Info : Signal #2 Info :

Sub List : Default - All compounds listed

	Compound	RT#1	RT#2	Resp#1	Resp#2	ug/l	ug/l	
Sum	1221-2			120.7E6	201.0E6	3085.817	3026.336	
Average	1221-2					1028.606	1008.779	
18) l4	1254-1	4.400	4.845	102.9E6	192.8E6	991.169	987.817	
19) l4	1254-2	4.817	5.254	108.1E6	154.8E6	734.998	614.078	
20) l4	1254-3	4.909	5.341	183.8E6	315.4E6	1000.339	987.054	
21) l4	1254-4	5.117	5.506	141.8E6	190.3E6	996.756	982.862	
22) l4	1254-5	5.455	5.890	186.9E6	287.2E6	990.267	1007.920	
Sum	1254-1			723.6E6	1140.4E6	NoCal	NoCal	D
Average	1254-1					942.706	915.946	
24) l6	1242-1	0.000	0.000	0	0	N.D. d	N.D. d	
25) l6	1242-2	0.000	0.000	0	0	N.D. d	N.D. d	
26) l6	1242-3	0.000	0.000	0	0	N.D. d	N.D. d	
27) l6	1242-4	0.000	0.000	0	0	N.D. d	N.D. d	
28) l6	1242-5	0.000	0.000	0	0	N.D. d	N.D. d	
Sum	1242-1			0	0	N.D.	N.D.	
Average	1242-1					0.000	0.000	
29) l9	1268-1	0.000	0.000	0	0	N.D. d	N.D. d	
30) l9	1268-2	0.000	0.000	0	0	N.D. d	N.D. d	
31) l9	1268-3	0.000	0.000	0	0	N.D. d	N.D. d	
32) l9	1268-4	0.000	0.000	0	0	N.D. d	N.D. d	
33) l9	1268-5	0.000	0.000	0	0	N.D. d	N.D. d	
Sum	1268-1			0	0	N.D.	N.D.	
Average	1268-1					0.000	0.000	
35) l7	1248-1	0.000	0.000	0	0	N.D. d	N.D. d	
36) l7	1248-2	0.000	0.000	0	0	N.D. d	N.D. d	
37) l7	1248-3	0.000	0.000	0	0	N.D. d	N.D. d	
38) l7	1248-4	0.000	0.000	0	0	N.D. d	N.D. d	
39) l7	1248-5	0.000	0.000	0	0	N.D. d	N.D. d	
Sum	1248-1			0	0	N.D.	N.D.	

Quantitation Report (QT Reviewed)

Data Path : I:\Pest16\190409ICAL\
Data File : 16190409ical-23.d
Signal(s) : Signal #1: ECD1A.ch Signal #2: ECD2B.ch
Acq On : 9 Apr 2019 6:16 am
Operator : pest16:kb
Sample : il32154,42e,,9023
Misc : wg1224427,
ALS Vial : 22 Sample Multiplier: 1

Integration File signal 1: events.e
Integration File signal 2: events2.e
Quant Time: Apr 09 10:44:22 2019
Quant Method : I:\Pest16\190409ICAL\P16_pcb_04_09_19_ugL_ICAL.m
Quant Title : pcb
QLast Update : Tue Apr 09 10:43:35 2019
Response via : Initial Calibration
Integrator: ChemStation

Volume Inj. :
Signal #1 Phase : Signal #2 Phase:
Signal #1 Info : Signal #2 Info :

Sub List : Default - All compounds listed

Compound	RT#1	RT#2	Resp#1	Resp#2	ug/l	ug/l
Average 1248-1					0.000	0.000
41) l5 1232-1	0.000	0.000	0	0	N.D. d	N.D. d
42) l5 1232-2	0.000	0.000	0	0	N.D. d	N.D. d
43) l5 1232-3	0.000	0.000	0	0	N.D. d	N.D. d
44) l5 1232-4	0.000	0.000	0	0	N.D. d	N.D. d
45) l5 1232-5	0.000	0.000	0	0	N.D. d	N.D. d
Sum 1232-1			0	0	N.D.	N.D.
Average 1232-1					0.000	0.000
46) l8 1262-1	0.000	0.000	0	0	N.D. d	N.D. d
47) l8 1262-2	0.000	0.000	0	0	N.D. d	N.D. d
48) l8 1262-3	0.000	0.000	0	0	N.D. d	N.D. d
49) l8 1262-4	0.000	0.000	0	0	N.D. d	N.D. d
50) l8 1262-5	0.000	0.000	0	0	N.D. d	N.D. d
Sum 1262-1			0	0	N.D.	N.D.
Average 1262-1					0.000	0.000

SemiQuant Compounds - Not Calibrated on this Instrument

Sum 1262-1			0	0	N.D.	N.D.
Average 1262-1					0.000	0.000

(f)=RT Delta > 1/2 Window (D)=Amounts differ by > 40% (m)=manual int.
(#)=Recovery Exceeds Compound Acceptance Limits.
(I,C,F) I=Interference, C=Coelluting Calibration Peak, F=Fails CC Criteria.

Sub List : Default - All compounds listed Reviewed)

Data Path : I:\Pest16\190409ICAL\
Data File : 16190409ical-23.d
Signal(s) : Signal #1: ECD1A.ch Signal #2: ECD2B.ch
Acq On : 9 Apr 2019 6:16 am
Operator : pest16:kb
Sample : il32154,42e,,9023
Misc : wg1224427,
ALS Vial : 22 Sample Multiplier: 1

Integration File signal 1: events.e
Integration File signal 2: events2.e
Quant Time: Apr 09 10:44:22 2019
Quant Method : I:\Pest16\190409ICAL\P16_pcb_04_09_19_ugL_ICAL.m
Quant Title : pcb
QLast Update : Tue Apr 09 10:43:35 2019
Response via : Initial Calibration
Integrator: ChemStation

Volume Inj. :
Signal #1 Phase : Signal #2 Phase:
Signal #1 Info : Signal #2 Info :

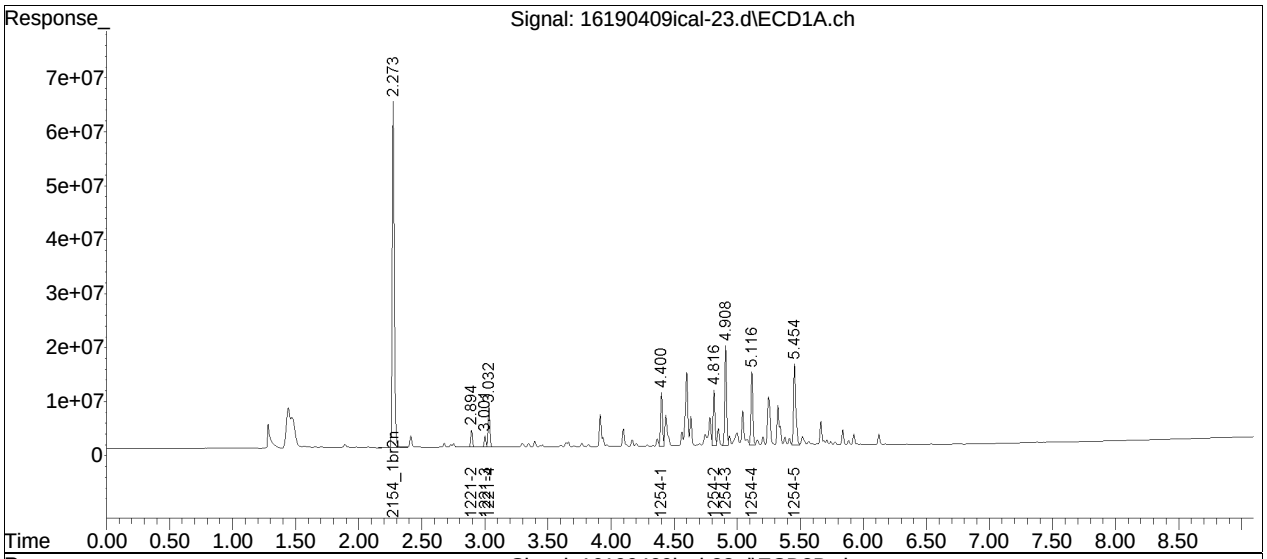

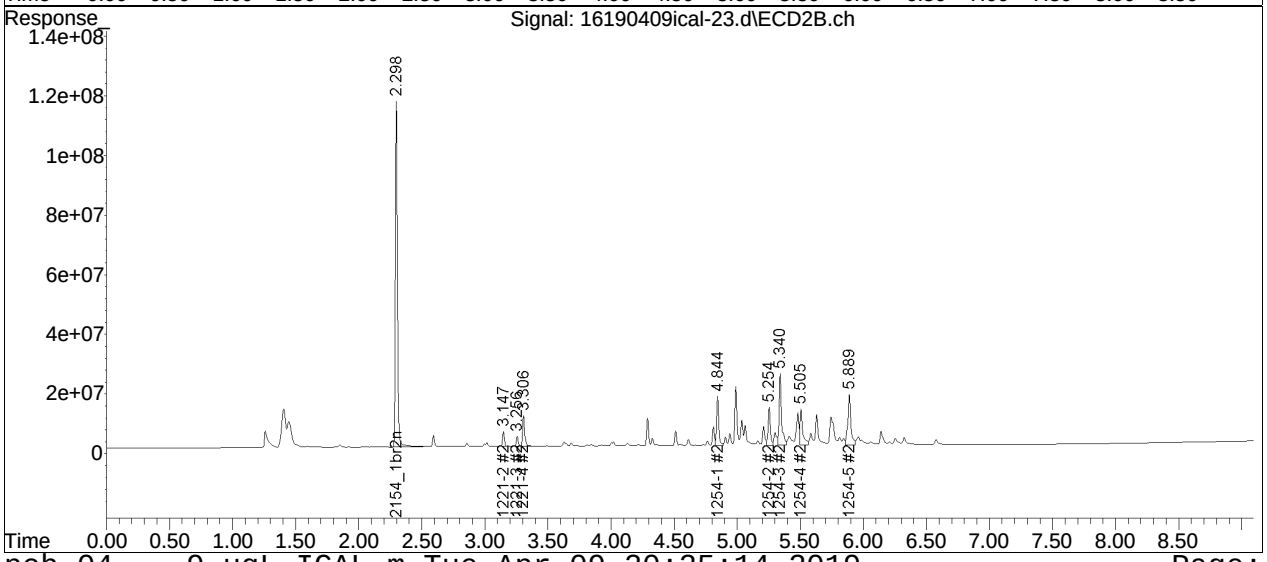

Manual Integration Report

Data Path	: I:\Pest16\190409ICAL\	QMethod	: P16_pcb_04_09_19_ugL_ICA
Data File	: 16190409ical-23.d	Operator	: pest16:kb
Date Inj'd	: 4/9/2019 6:16 am	Instrument	: PEST16
Sample	: il32154,42e,,9023	Quant Date	: 4/9/2019 10:43 am

There are no manual integrations or false positives in this file.

Quantitation Report (QT Reviewed)

Data Path : I:\Pest16\190409ICAL\
Data File : 16190409ical-24.d
Signal(s) : Signal #1: ECD1A.ch Signal #2: ECD2B.ch
Acq On : 9 Apr 2019 6:29 am
Operator : pest16:kb
Sample : il42154,42e,,9022
Misc : wg1224427,
ALS Vial : 23 Sample Multiplier: 1

Integration File signal 1: events.e
Integration File signal 2: events2.e
Quant Time: Apr 09 10:43:28 2019
Quant Method : I:\Pest16\190409ICAL\P16_pcb_04_09_19_ugL_ICAL.m
Quant Title : pcb
QLast Update : Tue Apr 09 10:42:42 2019
Response via : Initial Calibration
Integrator: ChemStation

Volume Inj. :
Signal #1 Phase : Signal #2 Phase:
Signal #1 Info : Signal #2 Info :

Sub List : Default - All compounds listed

	Compound	RT#1	RT#2	Resp#1	Resp#2	ug/l	ug/l
	Internal Standards						
1) i	1660_1br2nb	0.000	0.000	0	0	N.D. d	N.D. d
14) i	2154_1br2nb	2.274	2.299	788.4E6	1371.6E6	250.000	250.000
23) i	4268_1br2nb	0.000	0.000	0	0	N.D. d	N.D. d
34) i	1248_1br2nb	0.000	0.000	0	0	N.D. d	N.D. d
40) i	3262_1br2nb	0.000	0.000	0	0	N.D. d	N.D. d
	System Monitoring Compounds						
2) s	2,4,5,6-Tetr	0.000	0.000	0	0	N.D. d	N.D. d
Spiked Amount	500.000	Range	30 - 150	Recovery	=	0.00%#	0.00%#
3) s	Decachlorobi	0.000	0.000	0	0	N.D. d	N.D. d
Spiked Amount	500.000	Range	30 - 150	Recovery	=	0.00%#	0.00%#
	Target Compounds						
4) l1	1016-1	0.000	0.000	0	0	N.D. d	N.D. d
5) l1	1016-2	0.000	0.000	0	0	N.D. d	N.D. d
6) l1	1016-3	0.000	0.000	0	0	N.D. d	N.D. d
7) l1	1016-4	0.000	0.000	0	0	N.D. d	N.D. d
8) l1	1016-5	0.000	0.000	0	0	N.D. d	N.D. d
Sum	1016-1			0	0	N.D.	N.D.
Average	1016-1					0.000	0.000
9) l2	1260-1	0.000	0.000	0	0	N.D. d	N.D. d
10) l2	1260-2	0.000	0.000	0	0	N.D. d	N.D. d
11) l2	1260-3	0.000	0.000	0	0	N.D. d	N.D. d
12) l2	1260-4	0.000	0.000	0	0	N.D. d	N.D. d
13) l2	1260-5	0.000	0.000	0	0	N.D. d	N.D. d
Sum	1260-1			0	0	N.D.	N.D.
Average	1260-1					0.000	0.000
15) l3	1221-2	2.895	3.148	76946843	129.9E6	2437.847	2470.700
16) l3	1221-3	3.002	3.257	47109085	81570762	2411.247	2445.330
17) l3	1221-4	3.033	3.307	177.1E6	308.5E6	2413.566	2479.002

Quantitation Report (QT Reviewed)

Data Path : I:\Pest16\190409ICAL\
Data File : 16190409ical-24.d
Signal(s) : Signal #1: ECD1A.ch Signal #2: ECD2B.ch
Acq On : 9 Apr 2019 6:29 am
Operator : pest16:kb
Sample : il42154,42e,,9022
Misc : wg1224427,
ALS Vial : 23 Sample Multiplier: 1

Integration File signal 1: events.e
Integration File signal 2: events2.e
Quant Time: Apr 09 10:43:28 2019
Quant Method : I:\Pest16\190409ICAL\P16_pcb_04_09_19_ugL_ICAL.m
Quant Title : pcb
QLast Update : Tue Apr 09 10:42:42 2019
Response via : Initial Calibration
Integrator: ChemStation

Volume Inj. :
Signal #1 Phase : Signal #2 Phase:
Signal #1 Info : Signal #2 Info :

Sub List : Default - All compounds listed

	Compound	RT#1	RT#2	Resp#1	Resp#2	ug/l	ug/l	
Sum	1221-2			301.2E6	520.0E6	7262.660	7395.032	
Average	1221-2					2420.887	2465.011	
18) l4	1254-1	4.401	4.846	267.6E6	504.4E6	2427.971	2455.956	
19) l4	1254-2	4.817	5.255	282.4E6	412.9E6	1673.500	1496.709	
20) l4	1254-3	4.910	5.342	482.0E6	833.1E6	2471.855	2478.139	
21) l4	1254-4	5.117	5.507	372.7E6	503.0E6	2467.684	2468.837	
22) l4	1254-5	5.455	5.890	496.3E6	773.7E6	2477.277	2580.811	
Sum	1254-1			1901.0E6	3027.2E6	NoCal	NoCal	D
Average	1254-1					2303.658	2296.090	
24) l6	1242-1	0.000	0.000	0	0	N.D. d	N.D. d	
25) l6	1242-2	0.000	0.000	0	0	N.D. d	N.D. d	
26) l6	1242-3	0.000	0.000	0	0	N.D. d	N.D. d	
27) l6	1242-4	0.000	0.000	0	0	N.D. d	N.D. d	
28) l6	1242-5	0.000	0.000	0	0	N.D. d	N.D. d	
Sum	1242-1			0	0	N.D.	N.D.	
Average	1242-1					0.000	0.000	
29) l9	1268-1	0.000	0.000	0	0	N.D. d	N.D. d	
30) l9	1268-2	0.000	0.000	0	0	N.D. d	N.D. d	
31) l9	1268-3	0.000	0.000	0	0	N.D. d	N.D. d	
32) l9	1268-4	0.000	0.000	0	0	N.D. d	N.D. d	
33) l9	1268-5	0.000	0.000	0	0	N.D. d	N.D. d	
Sum	1268-1			0	0	N.D.	N.D.	
Average	1268-1					0.000	0.000	
35) l7	1248-1	0.000	0.000	0	0	N.D. d	N.D. d	
36) l7	1248-2	0.000	0.000	0	0	N.D. d	N.D. d	
37) l7	1248-3	0.000	0.000	0	0	N.D. d	N.D. d	
38) l7	1248-4	0.000	0.000	0	0	N.D. d	N.D. d	
39) l7	1248-5	0.000	0.000	0	0	N.D. d	N.D. d	
Sum	1248-1			0	0	N.D.	N.D.	

Quantitation Report (QT Reviewed)

Data Path : I:\Pest16\190409ICAL\
Data File : 16190409ical-24.d
Signal(s) : Signal #1: ECD1A.ch Signal #2: ECD2B.ch
Acq On : 9 Apr 2019 6:29 am
Operator : pest16:kb
Sample : il42154,42e,,9022
Misc : wg1224427,
ALS Vial : 23 Sample Multiplier: 1

Integration File signal 1: events.e
Integration File signal 2: events2.e
Quant Time: Apr 09 10:43:28 2019
Quant Method : I:\Pest16\190409ICAL\P16_pcb_04_09_19_ugL_ICAL.m
Quant Title : pcb
QLast Update : Tue Apr 09 10:42:42 2019
Response via : Initial Calibration
Integrator: ChemStation

Volume Inj. :
Signal #1 Phase : Signal #2 Phase:
Signal #1 Info : Signal #2 Info :

Sub List : Default - All compounds listed

Compound	RT#1	RT#2	Resp#1	Resp#2	ug/l	ug/l
Average 1248-1					0.000	0.000
41) l5 1232-1	0.000	0.000	0	0	N.D. d	N.D. d
42) l5 1232-2	0.000	0.000	0	0	N.D. d	N.D. d
43) l5 1232-3	0.000	0.000	0	0	N.D. d	N.D. d
44) l5 1232-4	0.000	0.000	0	0	N.D. d	N.D. d
45) l5 1232-5	0.000	0.000	0	0	N.D. d	N.D. d
Sum 1232-1			0	0	N.D.	N.D.
Average 1232-1					0.000	0.000
46) l8 1262-1	0.000	0.000	0	0	N.D. d	N.D. d
47) l8 1262-2	0.000	0.000	0	0	N.D. d	N.D. d
48) l8 1262-3	0.000	0.000	0	0	N.D. d	N.D. d
49) l8 1262-4	0.000	0.000	0	0	N.D. d	N.D. d
50) l8 1262-5	0.000	0.000	0	0	N.D. d	N.D. d
Sum 1262-1			0	0	N.D.	N.D.
Average 1262-1					0.000	0.000

SemiQuant Compounds - Not Calibrated on this Instrument

Sum 1262-1			0	0	N.D.	N.D.
Average 1262-1					0.000	0.000

(f)=RT Delta > 1/2 Window (D)=Amounts differ by > 40% (m)=manual int.
(#)=Recovery Exceeds Compound Acceptance Limits.
(I,C,F) I=Interference, C=Coelluting Calibration Peak, F=Fails CC Criteria.

Sub List : Default - All compounds listed Reviewed)

Data Path : I:\Pest16\190409ICAL\
Data File : 16190409ical-24.d
Signal(s) : Signal #1: ECD1A.ch Signal #2: ECD2B.ch
Acq On : 9 Apr 2019 6:29 am
Operator : pest16:kb
Sample : il42154,42e,,9022
Misc : wg1224427,
ALS Vial : 23 Sample Multiplier: 1

Integration File signal 1: events.e
Integration File signal 2: events2.e
Quant Time: Apr 09 10:43:28 2019
Quant Method : I:\Pest16\190409ICAL\P16_pcb_04_09_19_ugL_ICAL.m
Quant Title : pcb
QLast Update : Tue Apr 09 10:42:42 2019
Response via : Initial Calibration
Integrator: ChemStation

Volume Inj. :
Signal #1 Phase : Signal #2 Phase:
Signal #1 Info : Signal #2 Info :

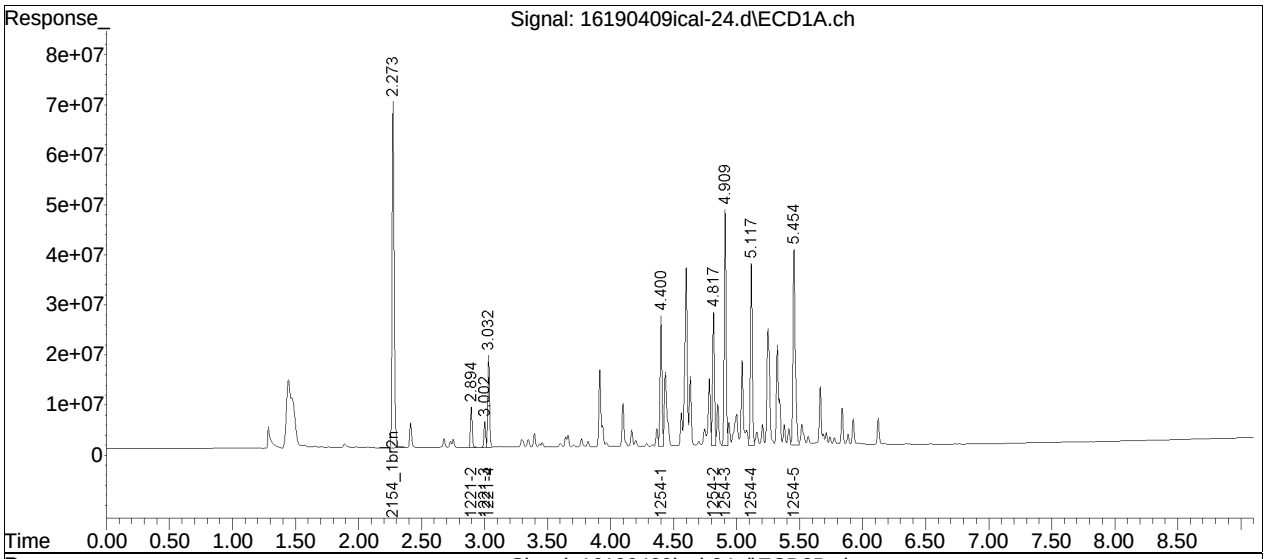

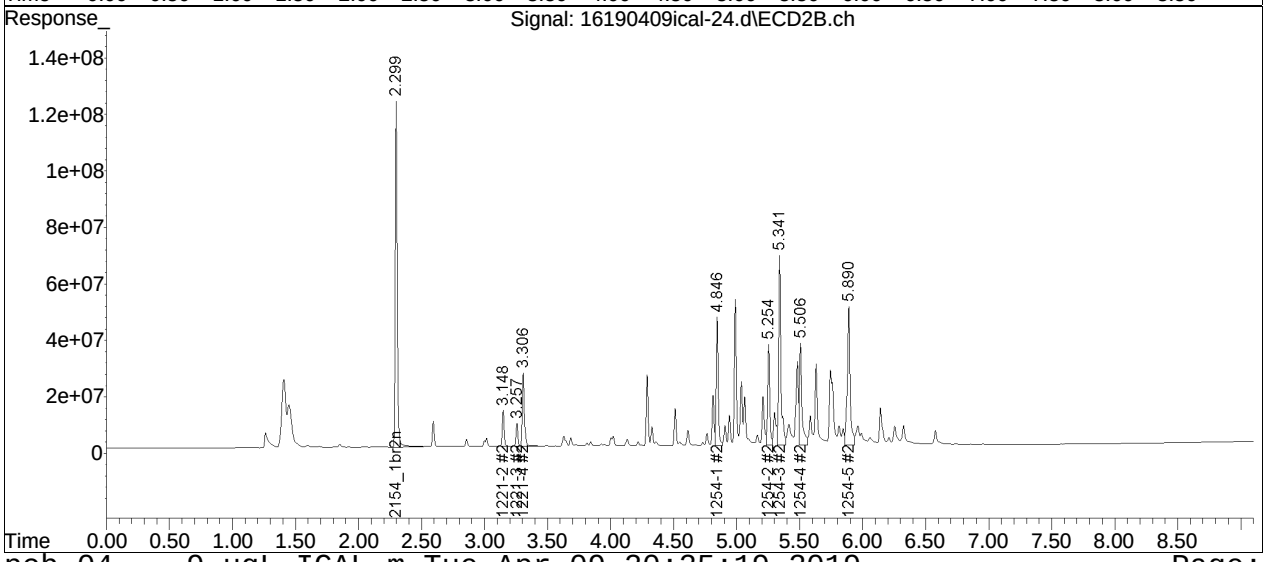

Manual Integration Report

Data Path	: I:\Pest16\190409ICAL\	QMethod	: P16_pcb_04_09_19_ugL_ICA
Data File	: 16190409ical-24.d	Operator	: pest16:kb
Date Inj'd	: 4/9/2019 6:29 am	Instrument	: PEST16
Sample	: il42154,42e,,9022	Quant Date	: 4/9/2019 10:42 am

There are no manual integrations or false positives in this file.

Quantitation Report (QT Reviewed)

Data Path : I:\Pest16\190409ICAL\
Data File : 16190409ical-25.d
Signal(s) : Signal #1: ECD1A.ch Signal #2: ECD2B.ch
Acq On : 9 Apr 2019 6:41 am
Operator : pest16:kb
Sample : il52154,42e,,9021
Misc : wg1224427,
ALS Vial : 24 Sample Multiplier: 1

Integration File signal 1: events.e
Integration File signal 2: events2.e
Quant Time: Apr 09 10:42:29 2019
Quant Method : I:\Pest16\190409ICAL\P16_pcb_04_09_19_ugL_ICAL.m
Quant Title : pcb
QLast Update : Tue Apr 09 10:38:30 2019
Response via : Initial Calibration
Integrator: ChemStation

Volume Inj. :
Signal #1 Phase : Signal #2 Phase:
Signal #1 Info : Signal #2 Info :

Sub List : Default - All compounds listed

	Compound	RT#1	RT#2	Resp#1	Resp#2	ug/l	ug/l
	Internal Standards						
1) i	1660_1br2nb	0.000	0.000	0	0	N.D. d	N.D. d
14) i	2154_1br2nb	2.273	2.299	801.0E6	1373.7E6	250.000	250.000
23) i	4268_1br2nb	0.000	0.000	0	0	N.D. d	N.D. d
34) i	1248_1br2nb	0.000	0.000	0	0	N.D. d	N.D. d
40) i	3262_1br2nb	0.000	0.000	0	0	N.D. d	N.D. d
	System Monitoring Compounds						
2) s	2,4,5,6-Tetr	0.000	0.000	0	0	N.D. d	N.D. d
Spiked Amount	500.000	Range	30 - 150	Recovery	=	0.00%#	0.00%#
3) s	Decachlorobi	0.000	0.000	0	0	N.D. d	N.D. d
Spiked Amount	500.000	Range	30 - 150	Recovery	=	0.00%#	0.00%#
	Target Compounds						
4) l1	1016-1	0.000	0.000	0	0	N.D. d	N.D. d
5) l1	1016-2	0.000	0.000	0	0	N.D. d	N.D. d
6) l1	1016-3	0.000	0.000	0	0	N.D. d	N.D. d
7) l1	1016-4	0.000	0.000	0	0	N.D. d	N.D. d
8) l1	1016-5	0.000	0.000	0	0	N.D. d	N.D. d
Sum	1016-1			0	0	N.D.	N.D.
Average	1016-1					0.000	0.000
9) l2	1260-1	0.000	0.000	0	0	N.D. d	N.D. d
10) l2	1260-2	0.000	0.000	0	0	N.D. d	N.D. d
11) l2	1260-3	0.000	0.000	0	0	N.D. d	N.D. d
12) l2	1260-4	0.000	0.000	0	0	N.D. d	N.D. d
13) l2	1260-5	0.000	0.000	0	0	N.D. d	N.D. d
Sum	1260-1			0	0	N.D.	N.D.
Average	1260-1					0.000	0.000
15) l3	1221-2	2.894	3.148	150.6E6	256.5E6	4697.052	4871.523
16) l3	1221-3	3.001	3.257	90441003	157.3E6	4556.307	4707.606
17) l3	1221-4	3.032	3.306	338.7E6	596.0E6	4543.657	4781.893

Quantitation Report (QT Reviewed)

Data Path : I:\Pest16\190409ICAL\
Data File : 16190409ical-25.d
Signal(s) : Signal #1: ECD1A.ch Signal #2: ECD2B.ch
Acq On : 9 Apr 2019 6:41 am
Operator : pest16:kb
Sample : il52154,42e,,9021
Misc : wg1224427,
ALS Vial : 24 Sample Multiplier: 1

Integration File signal 1: events.e
Integration File signal 2: events2.e
Quant Time: Apr 09 10:42:29 2019
Quant Method : I:\Pest16\190409ICAL\P16_pcb_04_09_19_ugL_ICAL.m
Quant Title : pcb
QLast Update : Tue Apr 09 10:38:30 2019
Response via : Initial Calibration
Integrator: ChemStation

Volume Inj. :
Signal #1 Phase : Signal #2 Phase:
Signal #1 Info : Signal #2 Info :

Sub List : Default - All compounds listed

	Compound	RT#1	RT#2	Resp#1	Resp#2	ug/l	ug/l	
Sum	1221-2			579.8E6	1009.9E6	13797.016	14361.022	
Average	1221-2					4599.005	4787.007	
18) l4	1254-1	4.398	4.845	535.0E6	1018.4E6	4776.688	4950.684	
19) l4	1254-2	4.816	5.253	571.3E6	850.6E6	3108.034	2974.422	
20) l4	1254-3	4.907	5.339	963.3E6	1713.2E6	4861.962	5088.150	
21) l4	1254-4	5.115	5.505	754.7E6	1047.4E6	4917.923	5132.571	
22) l4	1254-5	5.453	5.888	1019.1E6	1606.5E6	5006.659	5350.238	
Sum	1254-1			3843.3E6	6236.1E6	NoCal	NoCal	D
Average	1254-1					4534.253	4699.213	
24) l6	1242-1	0.000	0.000	0	0	N.D. d	N.D. d	
25) l6	1242-2	0.000	0.000	0	0	N.D. d	N.D. d	
26) l6	1242-3	0.000	0.000	0	0	N.D. d	N.D. d	
27) l6	1242-4	0.000	0.000	0	0	N.D. d	N.D. d	
28) l6	1242-5	0.000	0.000	0	0	N.D. d	N.D. d	
Sum	1242-1			0	0	N.D.	N.D.	
Average	1242-1					0.000	0.000	
29) l9	1268-1	0.000	0.000	0	0	N.D. d	N.D. d	
30) l9	1268-2	0.000	0.000	0	0	N.D. d	N.D. d	
31) l9	1268-3	0.000	0.000	0	0	N.D. d	N.D. d	
32) l9	1268-4	0.000	0.000	0	0	N.D. d	N.D. d	
33) l9	1268-5	0.000	0.000	0	0	N.D. d	N.D. d	
Sum	1268-1			0	0	N.D.	N.D.	
Average	1268-1					0.000	0.000	
35) l7	1248-1	0.000	0.000	0	0	N.D. d	N.D. d	
36) l7	1248-2	0.000	0.000	0	0	N.D. d	N.D. d	
37) l7	1248-3	0.000	0.000	0	0	N.D. d	N.D. d	
38) l7	1248-4	0.000	0.000	0	0	N.D. d	N.D. d	
39) l7	1248-5	0.000	0.000	0	0	N.D. d	N.D. d	
Sum	1248-1			0	0	N.D.	N.D.	

Quantitation Report (QT Reviewed)

Data Path : I:\Pest16\190409ICAL\
Data File : 16190409ical-25.d
Signal(s) : Signal #1: ECD1A.ch Signal #2: ECD2B.ch
Acq On : 9 Apr 2019 6:41 am
Operator : pest16:kb
Sample : il52154,42e,,9021
Misc : wg1224427,
ALS Vial : 24 Sample Multiplier: 1

Integration File signal 1: events.e
Integration File signal 2: events2.e
Quant Time: Apr 09 10:42:29 2019
Quant Method : I:\Pest16\190409ICAL\P16_pcb_04_09_19_ugL_ICAL.m
Quant Title : pcb
QLast Update : Tue Apr 09 10:38:30 2019
Response via : Initial Calibration
Integrator: ChemStation

Volume Inj. :
Signal #1 Phase : Signal #2 Phase:
Signal #1 Info : Signal #2 Info :

Sub List : Default - All compounds listed

Compound	RT#1	RT#2	Resp#1	Resp#2	ug/l	ug/l
Average 1248-1					0.000	0.000
41) l5 1232-1	0.000	0.000	0	0	N.D. d	N.D. d
42) l5 1232-2	0.000	0.000	0	0	N.D. d	N.D. d
43) l5 1232-3	0.000	0.000	0	0	N.D. d	N.D. d
44) l5 1232-4	0.000	0.000	0	0	N.D. d	N.D. d
45) l5 1232-5	0.000	0.000	0	0	N.D. d	N.D. d
Sum 1232-1			0	0	N.D.	N.D.
Average 1232-1					0.000	0.000
46) l8 1262-1	0.000	0.000	0	0	N.D. d	N.D. d
47) l8 1262-2	0.000	0.000	0	0	N.D. d	N.D. d
48) l8 1262-3	0.000	0.000	0	0	N.D. d	N.D. d
49) l8 1262-4	0.000	0.000	0	0	N.D. d	N.D. d
50) l8 1262-5	0.000	0.000	0	0	N.D. d	N.D. d
Sum 1262-1			0	0	N.D.	N.D.
Average 1262-1					0.000	0.000

SemiQuant Compounds - Not Calibrated on this Instrument

Sum 1262-1			0	0	N.D.	N.D.
Average 1262-1					0.000	0.000

(f)=RT Delta > 1/2 Window (D)=Amounts differ by > 40% (m)=manual int.
(#)=Recovery Exceeds Compound Acceptance Limits.
(I,C,F) I=Interference, C=Coelluting Calibration Peak, F=Fails CC Criteria.

Sub List : Default - All compounds listed Reviewed)

Data Path : I:\Pest16\190409ICAL\
Data File : 16190409ical-25.d
Signal(s) : Signal #1: ECD1A.ch Signal #2: ECD2B.ch
Acq On : 9 Apr 2019 6:41 am
Operator : pest16:kb
Sample : il52154,42e,,9021
Misc : wg1224427,
ALS Vial : 24 Sample Multiplier: 1

Integration File signal 1: events.e
Integration File signal 2: events2.e
Quant Time: Apr 09 10:42:29 2019
Quant Method : I:\Pest16\190409ICAL\P16_pcb_04_09_19_ugL_ICAL.m
Quant Title : pcb
QLast Update : Tue Apr 09 10:38:30 2019
Response via : Initial Calibration
Integrator: ChemStation

Volume Inj. :
Signal #1 Phase : Signal #2 Phase:
Signal #1 Info : Signal #2 Info :

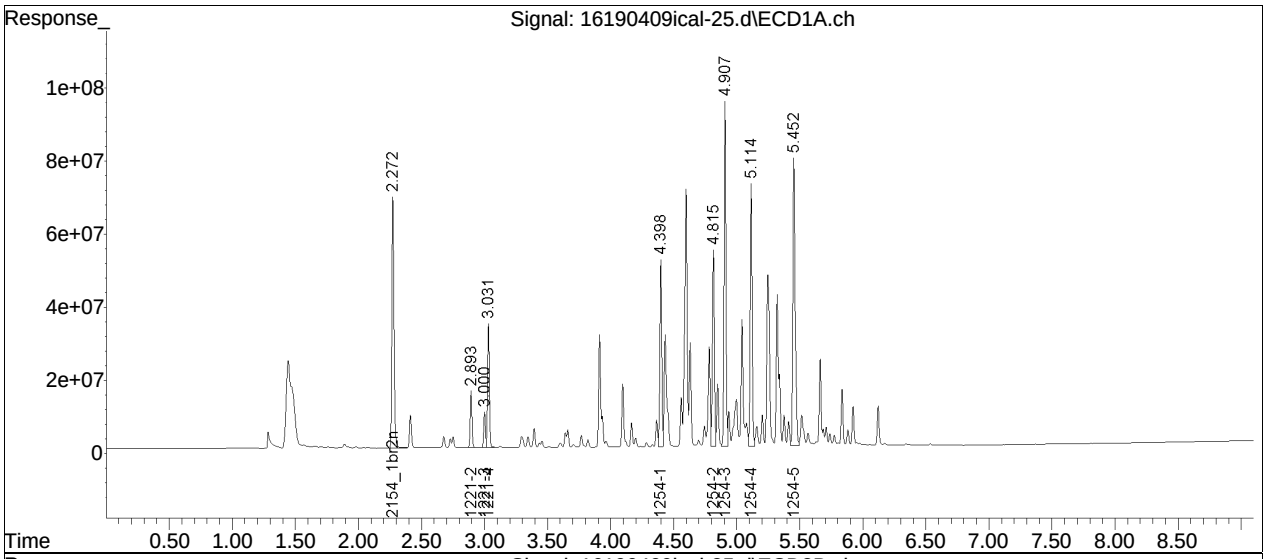

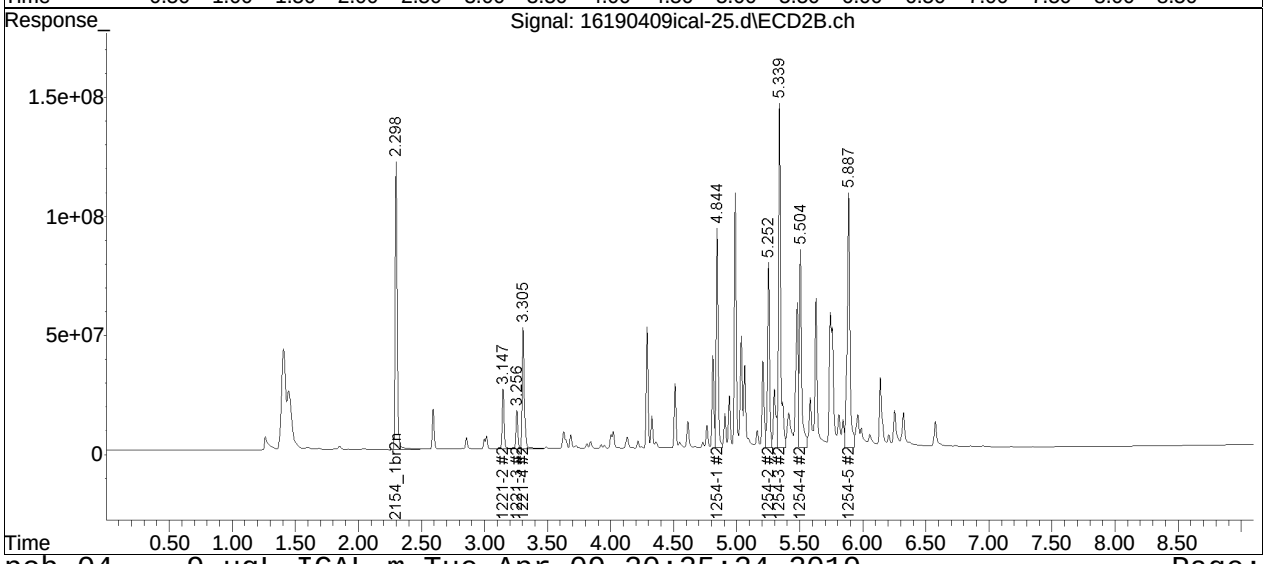

Manual Integration Report

Data Path	: I:\Pest16\190409ICAL\	QMethod	: P16_pcb_04_09_19_ugL_ICA
Data File	: 16190409ical-25.d	Operator	: pest16:kb
Date Inj'd	: 4/9/2019 6:41 am	Instrument	: PEST16
Sample	: il52154,42e,,9021	Quant Date	: 4/9/2019 10:38 am

There are no manual integrations or false positives in this file.

Quantitation Report (QT Reviewed)

Data Path : I:\Pest16\190409ICAL\
Data File : 16190409ical-26.d
Signal(s) : Signal #1: ECD1A.ch Signal #2: ECD2B.ch
Acq On : 9 Apr 2019 6:54 am
Operator : pest16:kb
Sample : il62154,42e,,9020
Misc : wg1224427,
ALS Vial : 25 Sample Multiplier: 1

Integration File signal 1: events.e
Integration File signal 2: events2.e
Quant Time: Apr 09 10:38:20 2019
Quant Method : I:\Pest16\190409ICAL\P16_pcb_04_09_19_ugL_ICAL.m
Quant Title : pcb
QLast Update : Tue Apr 09 09:52:57 2019
Response via : Initial Calibration
Integrator: ChemStation

Volume Inj. :
Signal #1 Phase : Signal #2 Phase:
Signal #1 Info : Signal #2 Info :

Sub List : Default - All compounds listed

	Compound	RT#1	RT#2	Resp#1	Resp#2	ug/l	ug/l
	Internal Standards						
1) i	1660_1br2nb	0.000	0.000	0	0	N.D. d	N.D. d
14) i	2154_1br2nb	2.273	2.299	803.6E6	1404.3E6	250.000	250.000
23) i	4268_1br2nb	0.000	0.000	0	0	N.D. d	N.D. d
34) i	1248_1br2nb	0.000	0.000	0	0	N.D. d	N.D. d
40) i	3262_1br2nb	0.000	0.000	0	0	N.D. d	N.D. d
	System Monitoring Compounds						
2) s	2,4,5,6-Tetr	0.000	0.000	0	0	N.D. d	N.D. d
Spiked Amount	500.000	Range	30 - 150	Recovery	=	0.00%#	0.00%#
3) s	Decachlorobi	0.000	0.000	0	0	N.D. d	N.D. d
Spiked Amount	500.000	Range	30 - 150	Recovery	=	0.00%#	0.00%#
	Target Compounds						
4) l1	1016-1	0.000	0.000	0	0	N.D. d	N.D. d
5) l1	1016-2	0.000	0.000	0	0	N.D. d	N.D. d
6) l1	1016-3	0.000	0.000	0	0	N.D. d	N.D. d
7) l1	1016-4	0.000	0.000	0	0	N.D. d	N.D. d
8) l1	1016-5	0.000	0.000	0	0	N.D. d	N.D. d
Sum	1016-1			0	0	N.D.	N.D.
Average	1016-1					0.000	0.000
9) l2	1260-1	0.000	0.000	0	0	N.D. d	N.D. d
10) l2	1260-2	0.000	0.000	0	0	N.D. d	N.D. d
11) l2	1260-3	0.000	0.000	0	0	N.D. d	N.D. d
12) l2	1260-4	0.000	0.000	0	0	N.D. d	N.D. d
13) l2	1260-5	0.000	0.000	0	0	N.D. d	N.D. d
Sum	1260-1			0	0	N.D.	N.D.
Average	1260-1					0.000	0.000
15) l3	1221-2	2.895	3.148	284.1E6	493.1E6	8830.470	9159.969
16) l3	1221-3	3.002	3.258	167.6E6	296.6E6	8417.434	8683.591
17) l3	1221-4	3.033	3.307	626.7E6	1129.5E6	8378.719	8865.019

Quantitation Report (QT Reviewed)

Data Path : I:\Pest16\190409ICAL\
Data File : 16190409ical-26.d
Signal(s) : Signal #1: ECD1A.ch Signal #2: ECD2B.ch
Acq On : 9 Apr 2019 6:54 am
Operator : pest16:kb
Sample : il62154,42e,,9020
Misc : wg1224427,
ALS Vial : 25 Sample Multiplier: 1

Integration File signal 1: events.e
Integration File signal 2: events2.e
Quant Time: Apr 09 10:38:20 2019
Quant Method : I:\Pest16\190409ICAL\P16_pcb_04_09_19_ugL_ICAL.m
Quant Title : pcb
QLast Update : Tue Apr 09 09:52:57 2019
Response via : Initial Calibration
Integrator: ChemStation

Volume Inj. :
Signal #1 Phase : Signal #2 Phase:
Signal #1 Info : Signal #2 Info :

Sub List : Default - All compounds listed

	Compound	RT#1	RT#2	Resp#1	Resp#2	ug/l	ug/l	
Sum	1221-2			1078.4E6	1919.2E6	25626.622	26708.579	
Average	1221-2					8542.207	8902.860	
18) l4	1254-1	4.401	4.846	1011.3E6	1976.5E6	9000.454	9399.329	
19) l4	1254-2	4.818	5.255	1084.1E6	1682.1E6	5534.473	5592.408	
20) l4	1254-3	4.910	5.342	1794.2E6	3343.3E6	9026.336	9713.462	
21) l4	1254-4	5.117	5.507	1417.4E6	2078.2E6	9207.047	9961.750	
22) l4	1254-5	5.456	5.890	1911.1E6	3164.7E6	9358.520	10310.604	
Sum	1254-1			7218.2E6	12244.8E6	NoCal	NoCal	D
Average	1254-1					8425.366	8995.510	
24) l6	1242-1	0.000	0.000	0	0	N.D. d	N.D. d	
25) l6	1242-2	0.000	0.000	0	0	N.D. d	N.D. d	
26) l6	1242-3	0.000	0.000	0	0	N.D. d	N.D. d	
27) l6	1242-4	0.000	0.000	0	0	N.D. d	N.D. d	
28) l6	1242-5	0.000	0.000	0	0	N.D. d	N.D. d	
Sum	1242-1			0	0	N.D.	N.D.	
Average	1242-1					0.000	0.000	
29) l9	1268-1	0.000	0.000	0	0	N.D. d	N.D. d	
30) l9	1268-2	0.000	0.000	0	0	N.D. d	N.D. d	
31) l9	1268-3	0.000	0.000	0	0	N.D. d	N.D. d	
32) l9	1268-4	0.000	0.000	0	0	N.D. d	N.D. d	
33) l9	1268-5	0.000	0.000	0	0	N.D. d	N.D. d	
Sum	1268-1			0	0	N.D.	N.D.	
Average	1268-1					0.000	0.000	
35) l7	1248-1	0.000	0.000	0	0	N.D. d	N.D. d	
36) l7	1248-2	0.000	0.000	0	0	N.D. d	N.D. d	
37) l7	1248-3	0.000	0.000	0	0	N.D. d	N.D. d	
38) l7	1248-4	0.000	0.000	0	0	N.D. d	N.D. d	
39) l7	1248-5	0.000	0.000	0	0	N.D. d	N.D. d	
Sum	1248-1			0	0	N.D.	N.D.	

Quantitation Report (QT Reviewed)

Data Path : I:\Pest16\190409ICAL\
Data File : 16190409ical-26.d
Signal(s) : Signal #1: ECD1A.ch Signal #2: ECD2B.ch
Acq On : 9 Apr 2019 6:54 am
Operator : pest16:kb
Sample : il62154,42e,,9020
Misc : wg1224427,
ALS Vial : 25 Sample Multiplier: 1

Integration File signal 1: events.e
Integration File signal 2: events2.e
Quant Time: Apr 09 10:38:20 2019
Quant Method : I:\Pest16\190409ICAL\P16_pcb_04_09_19_ugL_ICAL.m
Quant Title : pcb
QLast Update : Tue Apr 09 09:52:57 2019
Response via : Initial Calibration
Integrator: ChemStation

Volume Inj. :
Signal #1 Phase : Signal #2 Phase:
Signal #1 Info : Signal #2 Info :

Sub List : Default - All compounds listed

Compound	RT#1	RT#2	Resp#1	Resp#2	ug/l	ug/l
Average 1248-1					0.000	0.000
41) l5 1232-1	0.000	0.000	0	0	N.D. d	N.D. d
42) l5 1232-2	0.000	0.000	0	0	N.D. d	N.D. d
43) l5 1232-3	0.000	0.000	0	0	N.D. d	N.D. d
44) l5 1232-4	0.000	0.000	0	0	N.D. d	N.D. d
45) l5 1232-5	0.000	0.000	0	0	N.D. d	N.D. d
Sum 1232-1			0	0	N.D.	N.D.
Average 1232-1					0.000	0.000
46) l8 1262-1	0.000	0.000	0	0	N.D. d	N.D. d
47) l8 1262-2	0.000	0.000	0	0	N.D. d	N.D. d
48) l8 1262-3	0.000	0.000	0	0	N.D. d	N.D. d
49) l8 1262-4	0.000	0.000	0	0	N.D. d	N.D. d
50) l8 1262-5	0.000	0.000	0	0	N.D. d	N.D. d
Sum 1262-1			0	0	N.D.	N.D.
Average 1262-1					0.000	0.000

SemiQuant Compounds - Not Calibrated on this Instrument

Sum 1262-1			0	0	N.D.	N.D.
Average 1262-1					0.000	0.000

(f)=RT Delta > 1/2 Window (D)=Amounts differ by > 40% (m)=manual int.
(#)=Recovery Exceeds Compound Acceptance Limits.
(I,C,F) I=Interference, C=Coelluting Calibration Peak, F=Fails CC Criteria.

Sub List : Default - All compounds listed Reviewed)

Data Path : I:\Pest16\190409ICAL\
Data File : 16190409ical-26.d
Signal(s) : Signal #1: ECD1A.ch Signal #2: ECD2B.ch
Acq On : 9 Apr 2019 6:54 am
Operator : pest16:kb
Sample : il62154,42e,,9020
Misc : wg1224427,
ALS Vial : 25 Sample Multiplier: 1

Integration File signal 1: events.e
Integration File signal 2: events2.e
Quant Time: Apr 09 10:38:20 2019
Quant Method : I:\Pest16\190409ICAL\P16_pcb_04_09_19_ugL_ICAL.m
Quant Title : pcb
QLast Update : Tue Apr 09 09:52:57 2019
Response via : Initial Calibration
Integrator: ChemStation

Volume Inj. :
Signal #1 Phase : Signal #2 Phase:
Signal #1 Info : Signal #2 Info :

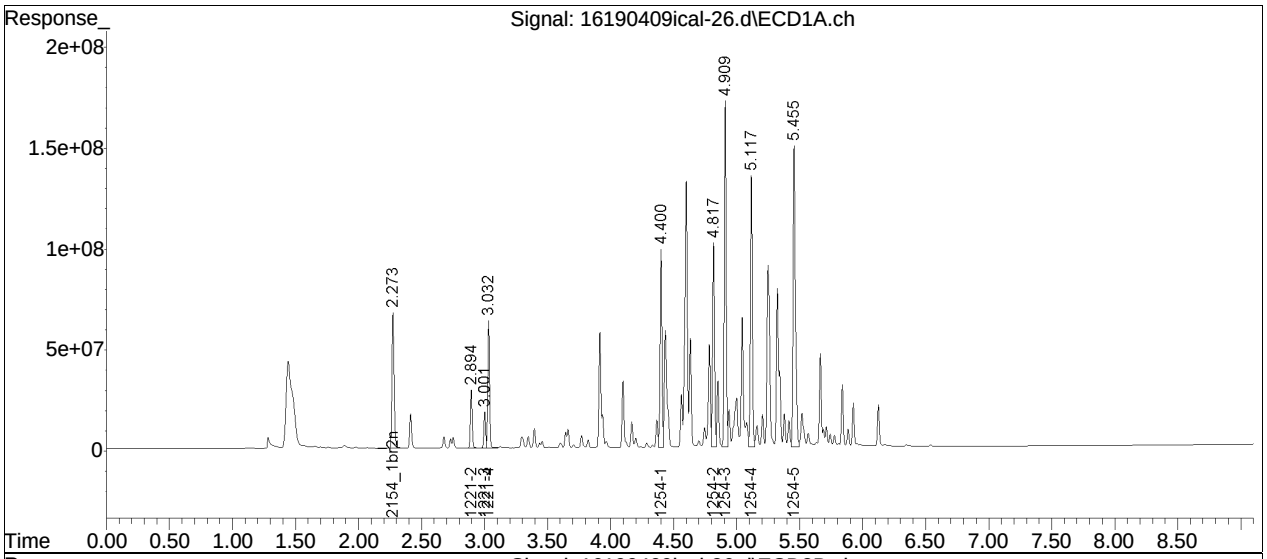

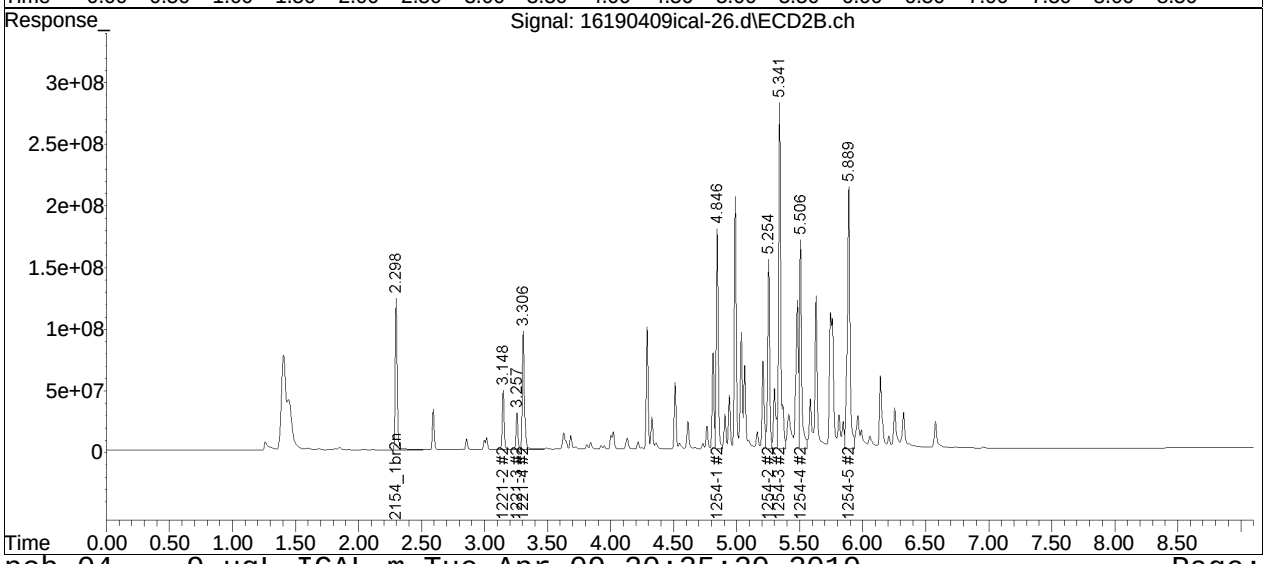

Manual Integration Report

Data Path	: I:\Pest16\190409ICAL\	QMethod	: P16_pcb_04_09_19_ugL_ICA
Data File	: 16190409ical-26.d	Operator	: pest16:kb
Date Inj'd	: 4/9/2019 6:54 am	Instrument	: PEST16
Sample	: il62154,42e,,9020	Quant Date	: 4/9/2019 10:37 am

There are no manual integrations or false positives in this file.

Quantitation Report (QT Reviewed)

Data Path : I:\Pest16\190409ICAL\
Data File : 16190409ical-27.d
Signal(s) : Signal #1: ECD1A.ch Signal #2: ECD2B.ch
Acq On : 9 Apr 2019 7:06 am
Operator : pest16:kb
Sample : il11660,42e,,9001
Misc : wg1224427,
ALS Vial : 26 Sample Multiplier: 1

Integration File signal 1: events.e
Integration File signal 2: events2.e
Quant Time: Apr 09 11:04:47 2019
Quant Method : I:\Pest16\190409ICAL\P16_pcb_04_09_19_ugL_ICAL.m
Quant Title : pcb
QLast Update : Tue Apr 09 11:03:55 2019
Response via : Initial Calibration
Integrator: ChemStation

Volume Inj. :
Signal #1 Phase : Signal #2 Phase:
Signal #1 Info : Signal #2 Info :

Sub List : Default - All compounds listed

	Compound	RT#1	RT#2	Resp#1	Resp#2	ug/l	ug/l
	Internal Standards						
1) i	1660_1br2nb	2.273	2.299	731.3E6	1286.5E6	250.000	250.000
14) i	2154_1br2nb	0.000	0.000	0	0	N.D. d	N.D. d
23) i	4268_1br2nb	0.000	0.000	0	0	N.D. d	N.D. d
34) i	1248_1br2nb	0.000	0.000	0	0	N.D. d	N.D. d
40) i	3262_1br2nb	0.000	0.000	0	0	N.D. d	N.D. d
	System Monitoring Compounds						
2) s	2,4,5,6-Tetr	2.783	2.942	22019481	37610474	6.869	6.695
Spiked Amount	500.000	Range	30 - 150	Recovery	=	1.37%#	1.34%#
3) s	Decachlorobi	6.853	7.351	30204977	47830764	14.233M4	14.295
Spiked Amount	500.000	Range	30 - 150	Recovery	=	2.85%#	2.86%#
	Target Compounds						
4) l1	1016-1	3.033	3.307	6687276	10373857	130.554	118.055
5) l1	1016-2	3.295	3.632	14707942	26461827	133.483	129.268
6) l1	1016-3	3.662	4.022	15923920	25715864	114.356	109.798
7) l1	1016-4	3.770	4.132	12303651	16477508	126.940	111.813
8) l1	1016-5	4.099	4.513	9485306	12882470	124.363	101.196
Sum	1016-1			59108095	91911526	629.697	570.130
Average	1016-1					125.939	114.026
9) l2	1260-1	5.044	5.483	17551923	27891578	123.611	113.653
10) l2	1260-2	5.248	5.631	25630917	30538478	119.529	108.884
11) l2	1260-3	5.711	6.158	15396391	22141095	111.640	98.432
12) l2	1260-4	5.925	6.325	31977669	49850759	102.891	105.899
13) l2	1260-5	6.123	6.575	23069939	26506948	108.747	94.059
Sum	1260-1			113.6E6	156.9E6	N.D.	N.D. D
Average	1260-1					113.283	104.185
15) l3	1221-2	0.000	0.000	0	0	N.D. d	N.D. d
16) l3	1221-3	0.000	0.000	0	0	N.D. d	N.D. d
17) l3	1221-4	0.000	0.000	0	0	N.D. d	N.D. d

Quantitation Report (QT Reviewed)

Data Path : I:\Pest16\190409ICAL\
Data File : 16190409ical-27.d
Signal(s) : Signal #1: ECD1A.ch Signal #2: ECD2B.ch
Acq On : 9 Apr 2019 7:06 am
Operator : pest16:kb
Sample : il11660,42e,,9001
Misc : wg1224427,
ALS Vial : 26 Sample Multiplier: 1

Integration File signal 1: events.e
Integration File signal 2: events2.e
Quant Time: Apr 09 11:04:47 2019
Quant Method : I:\Pest16\190409ICAL\P16_pcb_04_09_19_ugL_ICAL.m
Quant Title : pcb
QLast Update : Tue Apr 09 11:03:55 2019
Response via : Initial Calibration
Integrator: ChemStation

Volume Inj. :
Signal #1 Phase : Signal #2 Phase:
Signal #1 Info : Signal #2 Info :

Sub List : Default - All compounds listed

	Compound	RT#1	RT#2	Resp#1	Resp#2	ug/l	ug/l
Sum	1221-2			0	0	N.D.	N.D.
Average	1221-2					0.000	0.000
18) l4	1254-1	0.000	0.000	0	0	N.D. d	N.D. d
19) l4	1254-2	0.000	0.000	0	0	N.D. d	N.D. d
20) l4	1254-3	0.000	0.000	0	0	N.D. d	N.D. d
21) l4	1254-4	0.000	0.000	0	0	N.D. d	N.D. d
22) l4	1254-5	0.000	0.000	0	0	N.D. d	N.D. d
Sum	1254-1			0	0	N.D.	N.D.
Average	1254-1					0.000	0.000
24) l6	1242-1	0.000	0.000	0	0	N.D. d	N.D. d
25) l6	1242-2	0.000	0.000	0	0	N.D. d	N.D. d
26) l6	1242-3	0.000	0.000	0	0	N.D. d	N.D. d
27) l6	1242-4	0.000	0.000	0	0	N.D. d	N.D. d
28) l6	1242-5	0.000	0.000	0	0	N.D. d	N.D. d
Sum	1242-1			0	0	N.D.	N.D.
Average	1242-1					0.000	0.000
29) l9	1268-1	0.000	0.000	0	0	N.D. d	N.D. d
30) l9	1268-2	0.000	0.000	0	0	N.D. d	N.D. d
31) l9	1268-3	0.000	0.000	0	0	N.D. d	N.D. d
32) l9	1268-4	0.000	0.000	0	0	N.D. d	N.D. d
33) l9	1268-5	0.000	0.000	0	0	N.D. d	N.D. d
Sum	1268-1			0	0	N.D.	N.D.
Average	1268-1					0.000	0.000
35) l7	1248-1	0.000	0.000	0	0	N.D. d	N.D. d
36) l7	1248-2	0.000	0.000	0	0	N.D. d	N.D. d
37) l7	1248-3	0.000	0.000	0	0	N.D. d	N.D. d
38) l7	1248-4	0.000	0.000	0	0	N.D. d	N.D. d
39) l7	1248-5	0.000	0.000	0	0	N.D. d	N.D. d
Sum	1248-1			0	0	N.D.	N.D.

Quantitation Report (QT Reviewed)

Data Path : I:\Pest16\190409ICAL\
Data File : 16190409ical-27.d
Signal(s) : Signal #1: ECD1A.ch Signal #2: ECD2B.ch
Acq On : 9 Apr 2019 7:06 am
Operator : pest16:kb
Sample : il11660,42e,,9001
Misc : wg1224427,
ALS Vial : 26 Sample Multiplier: 1

Integration File signal 1: events.e
Integration File signal 2: events2.e
Quant Time: Apr 09 11:04:47 2019
Quant Method : I:\Pest16\190409ICAL\P16_pcb_04_09_19_ugL_ICAL.m
Quant Title : pcb
QLast Update : Tue Apr 09 11:03:55 2019
Response via : Initial Calibration
Integrator: ChemStation

Volume Inj. :
Signal #1 Phase : Signal #2 Phase:
Signal #1 Info : Signal #2 Info :

Sub List : Default - All compounds listed

	Compound	RT#1	RT#2	Resp#1	Resp#2	ug/l	ug/l
Average	1248-1					0.000	0.000
41) l5	1232-1	0.000	0.000	0	0	N.D. d	N.D. d
42) l5	1232-2	0.000	0.000	0	0	N.D. d	N.D. d
43) l5	1232-3	0.000	0.000	0	0	N.D. d	N.D. d
44) l5	1232-4	0.000	0.000	0	0	N.D. d	N.D. d
45) l5	1232-5	0.000	0.000	0	0	N.D. d	N.D. d
Sum	1232-1			0	0	N.D.	N.D.
Average	1232-1					0.000	0.000
46) l8	1262-1	0.000	0.000	0	0	N.D. d	N.D. d
47) l8	1262-2	0.000	0.000	0	0	N.D. d	N.D. d
48) l8	1262-3	0.000	0.000	0	0	N.D. d	N.D. d
49) l8	1262-4	0.000	0.000	0	0	N.D. d	N.D. d
50) l8	1262-5	0.000	0.000	0	0	N.D. d	N.D. d
Sum	1262-1			0	0	N.D.	N.D.
Average	1262-1					0.000	0.000

SemiQuant Compounds - Not Calibrated on this Instrument

Sum	1262-1			0	0	N.D.	N.D.
Average	1262-1					0.000	0.000

(f)=RT Delta > 1/2 Window (D)=Amounts differ by > 40% (m)=manual int.
(#)=Recovery Exceeds Compound Acceptance Limits.
(I,C,F) I=Interference, C=Coelluting Calibration Peak, F=Fails CC Criteria.

Sub List : Default - All compounds listed Reviewed)

Data Path : I:\Pest16\190409ICAL\
Data File : 16190409ical-27.d
Signal(s) : Signal #1: ECD1A.ch Signal #2: ECD2B.ch
Acq On : 9 Apr 2019 7:06 am
Operator : pest16:kb
Sample : il11660,42e,,9001
Misc : wg1224427,
ALS Vial : 26 Sample Multiplier: 1

Integration File signal 1: events.e
Integration File signal 2: events2.e
Quant Time: Apr 09 11:04:47 2019
Quant Method : I:\Pest16\190409ICAL\P16_pcb_04_09_19_ugL_ICAL.m
Quant Title : pcb
QLast Update : Tue Apr 09 11:03:55 2019
Response via : Initial Calibration
Integrator: ChemStation

Volume Inj. :
Signal #1 Phase : Signal #2 Phase:
Signal #1 Info : Signal #2 Info :

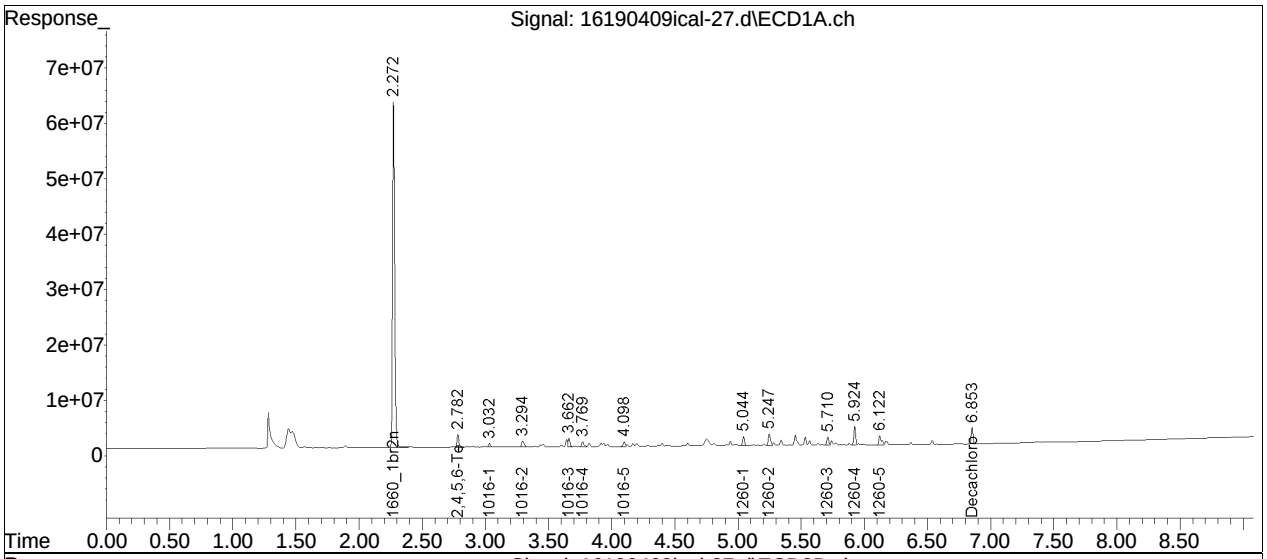

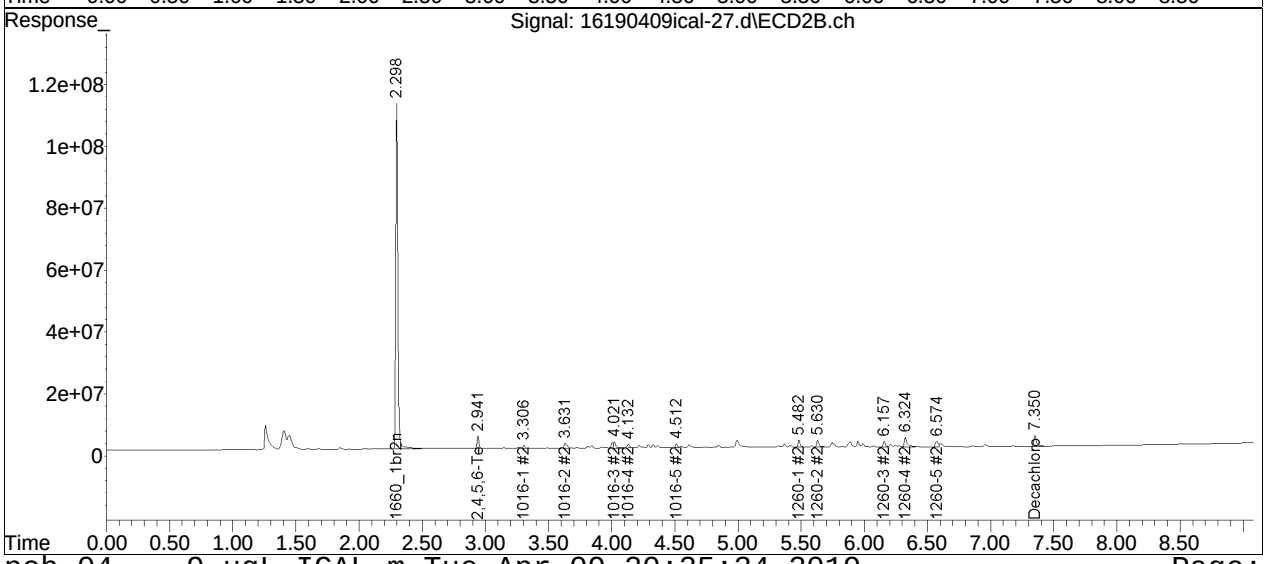

Manual Integration Report

Data Path	: I:\Pest16\190409ICAL\	QMethod	: P16_pcb_04_09_19_ugL_ICA
Data File	: 16190409ical-27.d	Operator	: pest16:kb
Date Inj'd	: 4/9/2019 7:06 am	Instrument	: PEST16
Sample	: il11660,42e,,9001	Quant Date	: 4/9/2019 11:04 am

Compound #3: Decachlorobiphenyl

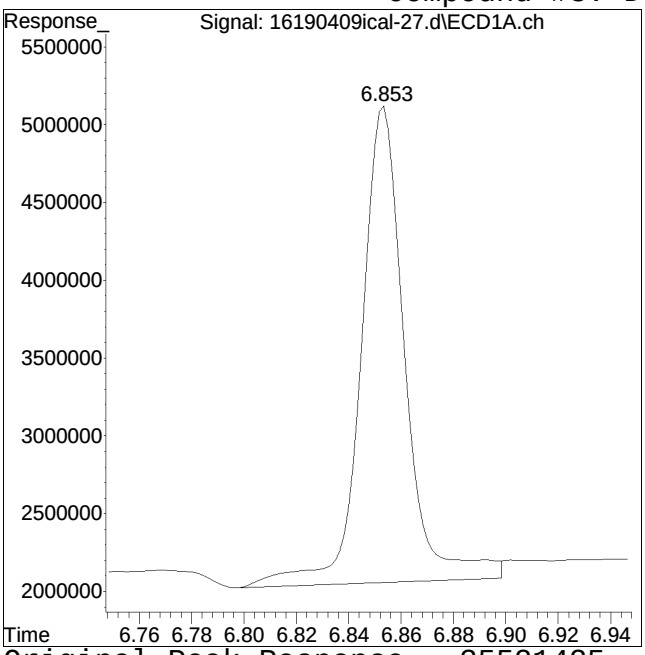

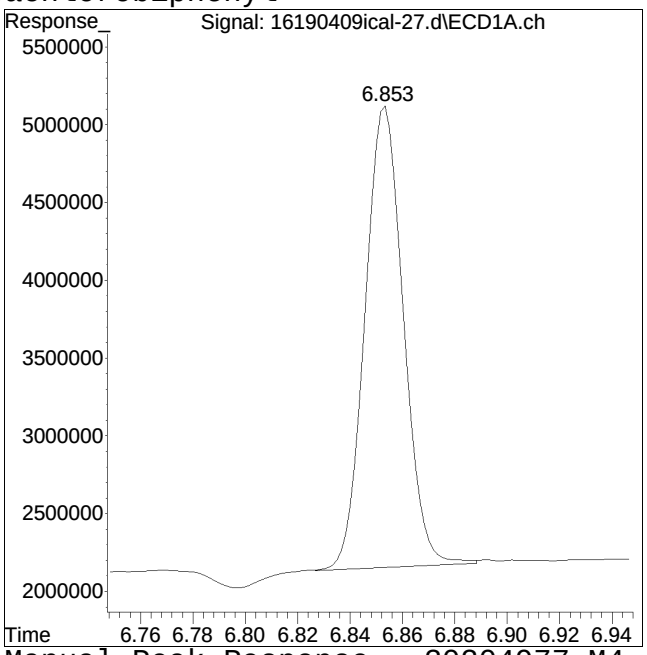

Original Peak Response = 35521425 Manual Peak Response = 30204977 M4
M4 = Poor automated baseline construction.

Quantitation Report (QT Reviewed)

Data Path : I:\Pest16\190409ICAL\
Data File : 16190409ical-28.d
Signal(s) : Signal #1: ECD1A.ch Signal #2: ECD2B.ch
Acq On : 9 Apr 2019 7:19 am
Operator : pest16:kb
Sample : il21660,42e,,9000
Misc : wg1224427,
ALS Vial : 27 Sample Multiplier: 1

Integration File signal 1: events.e
Integration File signal 2: events2.e
Quant Time: Apr 09 11:05:16 2019
Quant Method : I:\Pest16\190409ICAL\P16_pcb_04_09_19_ugL_ICAL.m
Quant Title : pcb
QLast Update : Tue Apr 09 11:02:58 2019
Response via : Initial Calibration
Integrator: ChemStation

Volume Inj. :
Signal #1 Phase : Signal #2 Phase:
Signal #1 Info : Signal #2 Info :

Sub List : Default - All compounds listed

	Compound	RT#1	RT#2	Resp#1	Resp#2	ug/l	ug/l
	Internal Standards						
1) i	1660_1br2nb	2.273	2.298	741.4E6	1317.0E6	250.000	250.000
14) i	2154_1br2nb	0.000	0.000	0	0	N.D. d	N.D. d
23) i	4268_1br2nb	0.000	0.000	0	0	N.D. d	N.D. d
34) i	1248_1br2nb	0.000	0.000	0	0	N.D. d	N.D. d
40) i	3262_1br2nb	0.000	0.000	0	0	N.D. d	N.D. d
	System Monitoring Compounds						
2) s	2,4,5,6-Tetr	2.783	2.942	106.5E6	183.6E6	32.956	31.900
Spiked Amount	500.000 Range	30 - 150	Recovery	=		6.59%#	6.38%#
3) s	Decachlorobi	6.852	7.349	139.9E6	217.3E6	66.099M4	63.316
Spiked Amount	500.000 Range	30 - 150	Recovery	=		13.22%#	12.66%#
	Target Compounds						
4) l1	1016-1	3.033	3.306	29243821	47613250	581.555	537.165
5) l1	1016-2	3.295	3.631	61467314	112.3E6	564.485	545.574
6) l1	1016-3	3.662	4.021	74872796	117.8E6	538.592	489.236
7) l1	1016-4	3.770	4.132	53405904	74295746	555.628	490.637
8) l1	1016-5	4.099	4.513	41177974	62879156	541.391	478.314
Sum	1016-1			260.2E6	414.9E6	2781.651	2540.925
Average	1016-1					556.330	508.185
9) l2	1260-1	5.044	5.483	75507230	127.1E6	531.077	507.511
10) l2	1260-2	5.248	5.631	114.4E6	141.0E6	533.221	489.006
11) l2	1260-3	5.711	6.157	71393310	109.9E6	513.396	471.791
12) l2	1260-4	5.925	6.324	164.3E6	241.9E6	526.989	502.555
13) l2	1260-5	6.123	6.574	107.9E6	130.6E6	502.035	442.111
Sum	1260-1			533.4E6	750.5E6	N.D.	N.D. D
Average	1260-1					521.344	482.595
15) l3	1221-2	0.000	0.000	0	0	N.D. d	N.D. d
16) l3	1221-3	0.000	0.000	0	0	N.D. d	N.D. d
17) l3	1221-4	0.000	0.000	0	0	N.D. d	N.D. d

Quantitation Report (QT Reviewed)

Data Path : I:\Pest16\190409ICAL\
Data File : 16190409ical-28.d
Signal(s) : Signal #1: ECD1A.ch Signal #2: ECD2B.ch
Acq On : 9 Apr 2019 7:19 am
Operator : pest16:kb
Sample : il21660,42e,,9000
Misc : wg1224427,
ALS Vial : 27 Sample Multiplier: 1

Integration File signal 1: events.e
Integration File signal 2: events2.e
Quant Time: Apr 09 11:05:16 2019
Quant Method : I:\Pest16\190409ICAL\P16_pcb_04_09_19_ugL_ICAL.m
Quant Title : pcb
QLast Update : Tue Apr 09 11:02:58 2019
Response via : Initial Calibration
Integrator: ChemStation

Volume Inj. :
Signal #1 Phase : Signal #2 Phase:
Signal #1 Info : Signal #2 Info :

Sub List : Default - All compounds listed

	Compound	RT#1	RT#2	Resp#1	Resp#2	ug/l	ug/l
Sum	1221-2			0	0	N.D.	N.D.
Average	1221-2					0.000	0.000
18) l4	1254-1	0.000	0.000	0	0	N.D. d	N.D. d
19) l4	1254-2	0.000	0.000	0	0	N.D. d	N.D. d
20) l4	1254-3	0.000	0.000	0	0	N.D. d	N.D. d
21) l4	1254-4	0.000	0.000	0	0	N.D. d	N.D. d
22) l4	1254-5	0.000	0.000	0	0	N.D. d	N.D. d
Sum	1254-1			0	0	N.D.	N.D.
Average	1254-1					0.000	0.000
24) l6	1242-1	0.000	0.000	0	0	N.D. d	N.D. d
25) l6	1242-2	0.000	0.000	0	0	N.D. d	N.D. d
26) l6	1242-3	0.000	0.000	0	0	N.D. d	N.D. d
27) l6	1242-4	0.000	0.000	0	0	N.D. d	N.D. d
28) l6	1242-5	0.000	0.000	0	0	N.D. d	N.D. d
Sum	1242-1			0	0	N.D.	N.D.
Average	1242-1					0.000	0.000
29) l9	1268-1	0.000	0.000	0	0	N.D. d	N.D. d
30) l9	1268-2	0.000	0.000	0	0	N.D. d	N.D. d
31) l9	1268-3	0.000	0.000	0	0	N.D. d	N.D. d
32) l9	1268-4	0.000	0.000	0	0	N.D. d	N.D. d
33) l9	1268-5	0.000	0.000	0	0	N.D. d	N.D. d
Sum	1268-1			0	0	N.D.	N.D.
Average	1268-1					0.000	0.000
35) l7	1248-1	0.000	0.000	0	0	N.D. d	N.D. d
36) l7	1248-2	0.000	0.000	0	0	N.D. d	N.D. d
37) l7	1248-3	0.000	0.000	0	0	N.D. d	N.D. d
38) l7	1248-4	0.000	0.000	0	0	N.D. d	N.D. d
39) l7	1248-5	0.000	0.000	0	0	N.D. d	N.D. d
Sum	1248-1			0	0	N.D.	N.D.

Quantitation Report (QT Reviewed)

Data Path : I:\Pest16\190409ICAL\
Data File : 16190409ical-28.d
Signal(s) : Signal #1: ECD1A.ch Signal #2: ECD2B.ch
Acq On : 9 Apr 2019 7:19 am
Operator : pest16:kb
Sample : il21660,42e,,9000
Misc : wg1224427,
ALS Vial : 27 Sample Multiplier: 1

Integration File signal 1: events.e
Integration File signal 2: events2.e
Quant Time: Apr 09 11:05:16 2019
Quant Method : I:\Pest16\190409ICAL\P16_pcb_04_09_19_ugL_ICAL.m
Quant Title : pcb
QLast Update : Tue Apr 09 11:02:58 2019
Response via : Initial Calibration
Integrator: ChemStation

Volume Inj. :
Signal #1 Phase : Signal #2 Phase:
Signal #1 Info : Signal #2 Info :

Sub List : Default - All compounds listed

Compound	RT#1	RT#2	Resp#1	Resp#2	ug/l	ug/l
Average 1248-1					0.000	0.000
41) l5 1232-1	0.000	0.000	0	0	N.D. d	N.D. d
42) l5 1232-2	0.000	0.000	0	0	N.D. d	N.D. d
43) l5 1232-3	0.000	0.000	0	0	N.D. d	N.D. d
44) l5 1232-4	0.000	0.000	0	0	N.D. d	N.D. d
45) l5 1232-5	0.000	0.000	0	0	N.D. d	N.D. d
Sum 1232-1			0	0	N.D.	N.D.
Average 1232-1					0.000	0.000
46) l8 1262-1	0.000	0.000	0	0	N.D. d	N.D. d
47) l8 1262-2	0.000	0.000	0	0	N.D. d	N.D. d
48) l8 1262-3	0.000	0.000	0	0	N.D. d	N.D. d
49) l8 1262-4	0.000	0.000	0	0	N.D. d	N.D. d
50) l8 1262-5	0.000	0.000	0	0	N.D. d	N.D. d
Sum 1262-1			0	0	N.D.	N.D.
Average 1262-1					0.000	0.000

SemiQuant Compounds - Not Calibrated on this Instrument

Sum 1262-1			0	0	N.D.	N.D.
Average 1262-1					0.000	0.000

(f)=RT Delta > 1/2 Window (D)=Amounts differ by > 40% (m)=manual int.
(#)=Recovery Exceeds Compound Acceptance Limits.
(I,C,F) I=Interference, C=Coelluting Calibration Peak, F=Fails CC Criteria.

Sub List : Default - All compounds listed Reviewed)

Data Path : I:\Pest16\190409ICAL\
Data File : 16190409ical-28.d
Signal(s) : Signal #1: ECD1A.ch Signal #2: ECD2B.ch
Acq On : 9 Apr 2019 7:19 am
Operator : pest16:kb
Sample : il21660,42e,,9000
Misc : wg1224427,
ALS Vial : 27 Sample Multiplier: 1

Integration File signal 1: events.e
Integration File signal 2: events2.e
Quant Time: Apr 09 11:05:16 2019
Quant Method : I:\Pest16\190409ICAL\P16_pcb_04_09_19_ugL_ICAL.m
Quant Title : pcb
QLast Update : Tue Apr 09 11:02:58 2019
Response via : Initial Calibration
Integrator: ChemStation

Volume Inj. :
Signal #1 Phase : Signal #2 Phase:
Signal #1 Info : Signal #2 Info :

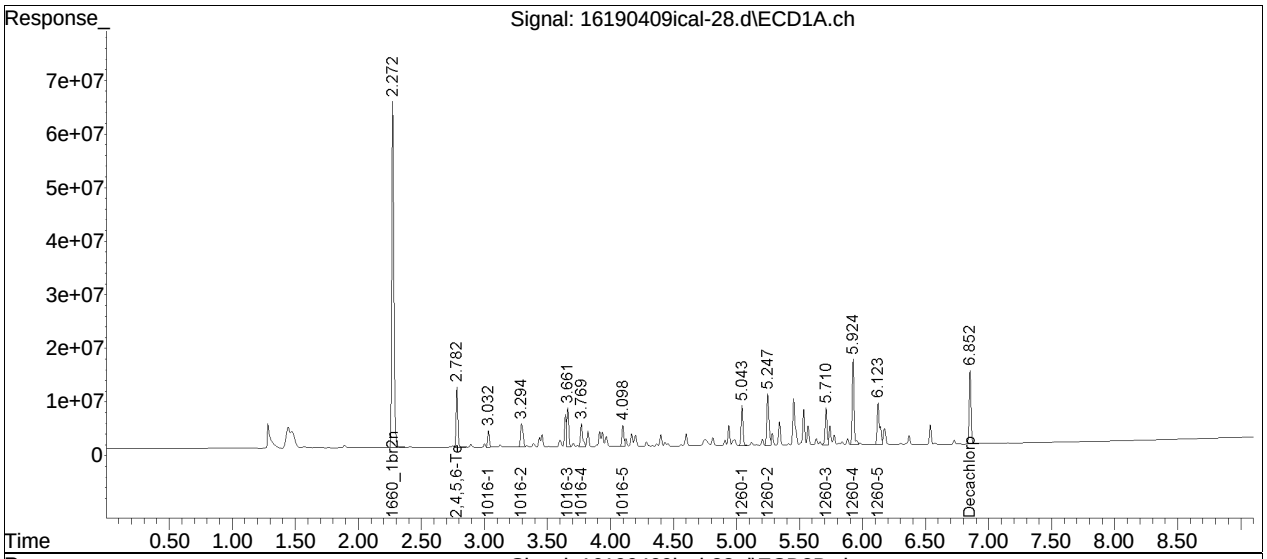

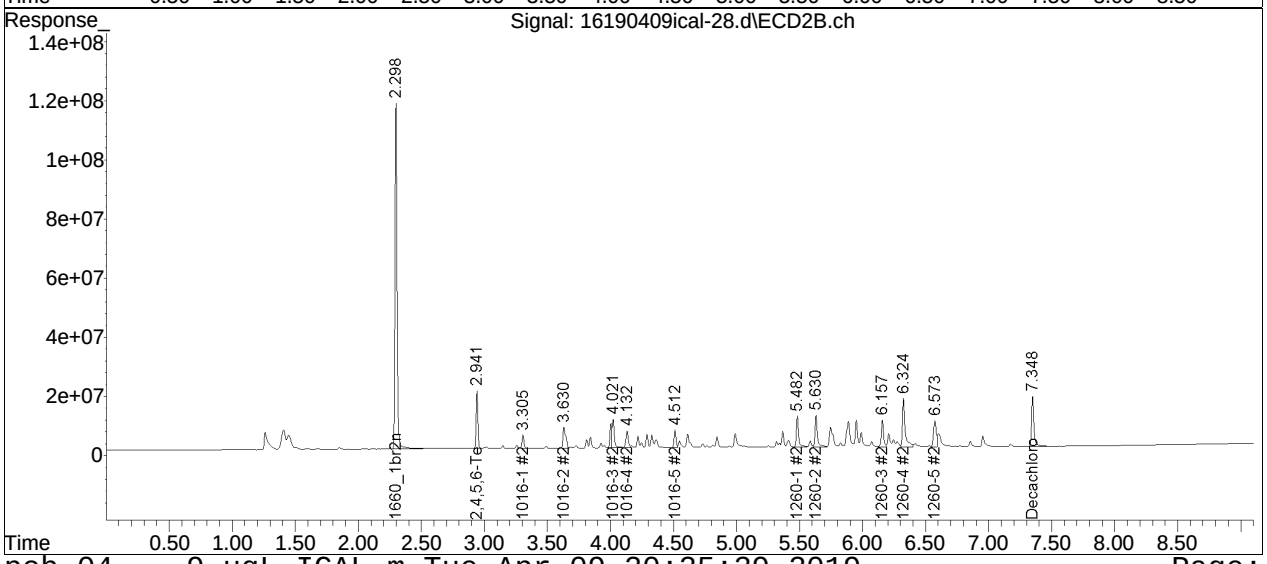

Manual Integration Report

Data Path	: I:\Pest16\190409ICAL\	QMethod	: P16_pcb_04_09_19_ugL_ICA
Data File	: 16190409ical-28.d	Operator	: pest16:kb
Date Inj'd	: 4/9/2019 7:19 am	Instrument	: PEST16
Sample	: il21660,42e,,9000	Quant Date	: 4/9/2019 11:03 am

Compound #3: Decachlorobiphenyl

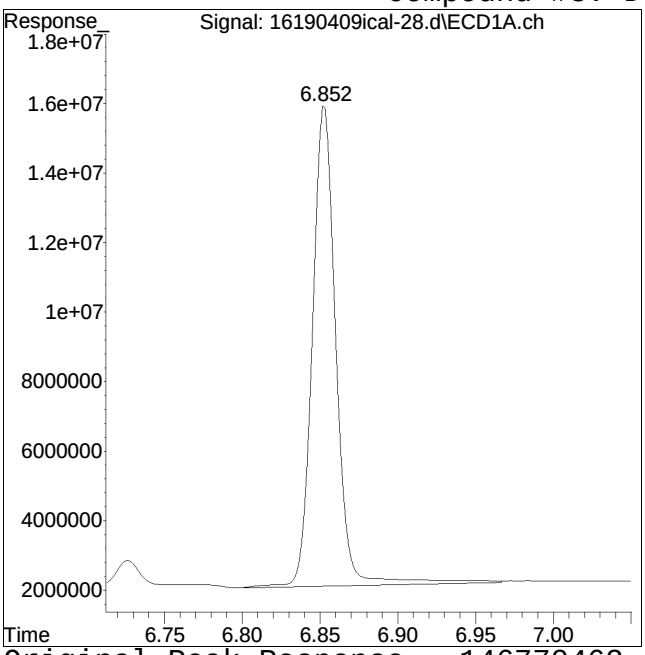

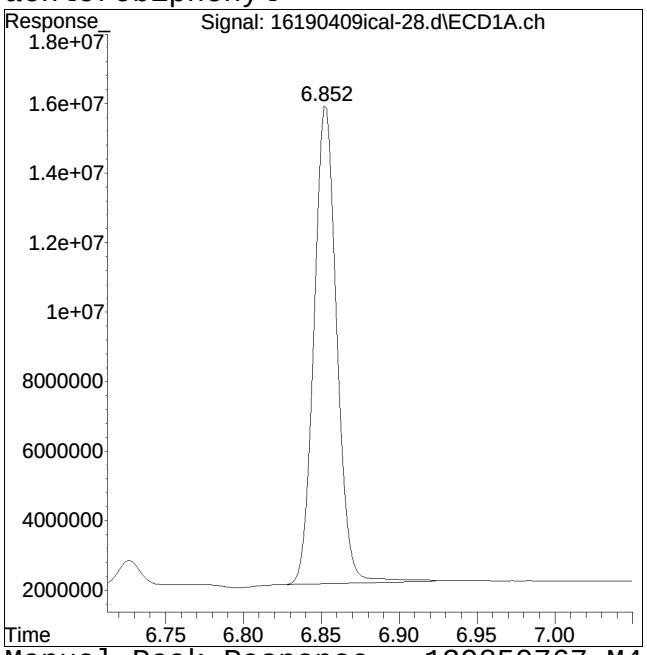

Original Peak Response = 146770462 Manual Peak Response = 139850767 M4
M4 = Poor automated baseline construction.

Quantitation Report (QT Reviewed)

Data Path : I:\Pest16\190409ICAL\
Data File : 16190409ical-29.d
Signal(s) : Signal #1: ECD1A.ch Signal #2: ECD2B.ch
Acq On : 9 Apr 2019 7:31 am
Operator : pest16:kb
Sample : il31660,42e,,8999
Misc : wg1224427,
ALS Vial : 28 Sample Multiplier: 1

Integration File signal 1: events.e
Integration File signal 2: events2.e
Quant Time: Apr 09 11:02:48 2019
Quant Method : I:\Pest16\190409ICAL\P16_pcb_04_09_19_ugL_ICAL.m
Quant Title : pcb
QLast Update : Tue Apr 09 11:01:54 2019
Response via : Initial Calibration
Integrator: ChemStation

Volume Inj. :
Signal #1 Phase : Signal #2 Phase:
Signal #1 Info : Signal #2 Info :

Sub List : Default - All compounds listed

	Compound	RT#1	RT#2	Resp#1	Resp#2	ug/l	ug/l
	Internal Standards						
1) i	1660_1br2nb	2.273	2.299	844.9E6	1464.6E6	250.000	250.000
14) i	2154_1br2nb	0.000	0.000	0	0	N.D. d	N.D. d
23) i	4268_1br2nb	0.000	0.000	0	0	N.D. d	N.D. d
34) i	1248_1br2nb	0.000	0.000	0	0	N.D. d	N.D. d
40) i	3262_1br2nb	0.000	0.000	0	0	N.D. d	N.D. d
	System Monitoring Compounds						
2) s	2,4,5,6-Tetr	2.781	2.942	239.7E6	408.8E6	65.495	63.845
Spiked Amount	500.000 Range	30 - 150	Recovery	=		13.10%#	12.77%#
3) s	Decachlorobi	6.848	7.343	303.4E6	483.3E6	125.120M4	126.143
Spiked Amount	500.000 Range	30 - 150	Recovery	=		25.02%#	25.23%#
	Target Compounds						
4) l1	1016-1	3.031	3.306	61871970	103.1E6	1109.073	1061.852
5) l1	1016-2	3.293	3.631	133.1E6	240.2E6	1099.648	1067.001
6) l1	1016-3	3.660	4.021	164.8E6	269.6E6	1054.338	1008.919
7) l1	1016-4	3.768	4.132	114.4E6	171.5E6	1060.582	1025.004
8) l1	1016-5	4.097	4.511	89002492	143.5E6	1036.016	975.757
Sum	1016-1			563.3E6	927.9E6	5359.656	5138.533
Average	1016-1					1071.931	1027.707
9) l2	1260-1	5.041	5.480	166.5E6	281.5E6	1037.199	1013.953
10) l2	1260-2	5.245	5.628	252.6E6	319.7E6	1044.577	995.854
11) l2	1260-3	5.708	6.154	160.9E6	252.9E6	1020.445	968.759
12) l2	1260-4	5.922	6.320	355.7E6	559.9E6	1001.924	1062.163
13) l2	1260-5	6.120	6.570	246.6E6	316.2E6	1009.104	951.047
Sum	1260-1			1182.3E6	1730.2E6	N.D.	N.D. D
Average	1260-1					1022.650	998.355
15) l3	1221-2	0.000	0.000	0	0	N.D. d	N.D. d
16) l3	1221-3	0.000	0.000	0	0	N.D. d	N.D. d
17) l3	1221-4	0.000	0.000	0	0	N.D. d	N.D. d

Quantitation Report (QT Reviewed)

Data Path : I:\Pest16\190409ICAL\
Data File : 16190409ical-29.d
Signal(s) : Signal #1: ECD1A.ch Signal #2: ECD2B.ch
Acq On : 9 Apr 2019 7:31 am
Operator : pest16:kb
Sample : il31660,42e,,8999
Misc : wg1224427,
ALS Vial : 28 Sample Multiplier: 1

Integration File signal 1: events.e
Integration File signal 2: events2.e
Quant Time: Apr 09 11:02:48 2019
Quant Method : I:\Pest16\190409ICAL\P16_pcb_04_09_19_ugL_ICAL.m
Quant Title : pcb
QLast Update : Tue Apr 09 11:01:54 2019
Response via : Initial Calibration
Integrator: ChemStation

Volume Inj. :
Signal #1 Phase : Signal #2 Phase:
Signal #1 Info : Signal #2 Info :

Sub List : Default - All compounds listed

	Compound	RT#1	RT#2	Resp#1	Resp#2	ug/l	ug/l
Sum	1221-2			0	0	N.D.	N.D.
Average	1221-2					0.000	0.000
18) l4	1254-1	0.000	0.000	0	0	N.D. d	N.D. d
19) l4	1254-2	0.000	0.000	0	0	N.D. d	N.D. d
20) l4	1254-3	0.000	0.000	0	0	N.D. d	N.D. d
21) l4	1254-4	0.000	0.000	0	0	N.D. d	N.D. d
22) l4	1254-5	0.000	0.000	0	0	N.D. d	N.D. d
Sum	1254-1			0	0	N.D.	N.D.
Average	1254-1					0.000	0.000
24) l6	1242-1	0.000	0.000	0	0	N.D. d	N.D. d
25) l6	1242-2	0.000	0.000	0	0	N.D. d	N.D. d
26) l6	1242-3	0.000	0.000	0	0	N.D. d	N.D. d
27) l6	1242-4	0.000	0.000	0	0	N.D. d	N.D. d
28) l6	1242-5	0.000	0.000	0	0	N.D. d	N.D. d
Sum	1242-1			0	0	N.D.	N.D.
Average	1242-1					0.000	0.000
29) l9	1268-1	0.000	0.000	0	0	N.D. d	N.D. d
30) l9	1268-2	0.000	0.000	0	0	N.D. d	N.D. d
31) l9	1268-3	0.000	0.000	0	0	N.D. d	N.D. d
32) l9	1268-4	0.000	0.000	0	0	N.D. d	N.D. d
33) l9	1268-5	0.000	0.000	0	0	N.D. d	N.D. d
Sum	1268-1			0	0	N.D.	N.D.
Average	1268-1					0.000	0.000
35) l7	1248-1	0.000	0.000	0	0	N.D. d	N.D. d
36) l7	1248-2	0.000	0.000	0	0	N.D. d	N.D. d
37) l7	1248-3	0.000	0.000	0	0	N.D. d	N.D. d
38) l7	1248-4	0.000	0.000	0	0	N.D. d	N.D. d
39) l7	1248-5	0.000	0.000	0	0	N.D. d	N.D. d
Sum	1248-1			0	0	N.D.	N.D.

Quantitation Report (QT Reviewed)

Data Path : I:\Pest16\190409ICAL\
Data File : 16190409ical-29.d
Signal(s) : Signal #1: ECD1A.ch Signal #2: ECD2B.ch
Acq On : 9 Apr 2019 7:31 am
Operator : pest16:kb
Sample : il31660,42e,,8999
Misc : wg1224427,
ALS Vial : 28 Sample Multiplier: 1

Integration File signal 1: events.e
Integration File signal 2: events2.e
Quant Time: Apr 09 11:02:48 2019
Quant Method : I:\Pest16\190409ICAL\P16_pcb_04_09_19_ugL_ICAL.m
Quant Title : pcb
QLast Update : Tue Apr 09 11:01:54 2019
Response via : Initial Calibration
Integrator: ChemStation

Volume Inj. :
Signal #1 Phase : Signal #2 Phase:
Signal #1 Info : Signal #2 Info :

Sub List : Default - All compounds listed

	Compound	RT#1	RT#2	Resp#1	Resp#2	ug/l	ug/l
Average	1248-1					0.000	0.000
41) l5	1232-1	0.000	0.000	0	0	N.D. d	N.D. d
42) l5	1232-2	0.000	0.000	0	0	N.D. d	N.D. d
43) l5	1232-3	0.000	0.000	0	0	N.D. d	N.D. d
44) l5	1232-4	0.000	0.000	0	0	N.D. d	N.D. d
45) l5	1232-5	0.000	0.000	0	0	N.D. d	N.D. d
Sum	1232-1			0	0	N.D.	N.D.
Average	1232-1					0.000	0.000
46) l8	1262-1	0.000	0.000	0	0	N.D. d	N.D. d
47) l8	1262-2	0.000	0.000	0	0	N.D. d	N.D. d
48) l8	1262-3	0.000	0.000	0	0	N.D. d	N.D. d
49) l8	1262-4	0.000	0.000	0	0	N.D. d	N.D. d
50) l8	1262-5	0.000	0.000	0	0	N.D. d	N.D. d
Sum	1262-1			0	0	N.D.	N.D.
Average	1262-1					0.000	0.000

SemiQuant Compounds - Not Calibrated on this Instrument

Sum	1262-1			0	0	N.D.	N.D.
Average	1262-1					0.000	0.000

(f)=RT Delta > 1/2 Window (D)=Amounts differ by > 40% (m)=manual int.
(#)=Recovery Exceeds Compound Acceptance Limits.
(I,C,F) I=Interference, C=Coelluting Calibration Peak, F=Fails CC Criteria.

Sub List : Default - All compounds listed Reviewed)

Data Path : I:\Pest16\190409ICAL\
Data File : 16190409ical-29.d
Signal(s) : Signal #1: ECD1A.ch Signal #2: ECD2B.ch
Acq On : 9 Apr 2019 7:31 am
Operator : pest16:kb
Sample : il31660,42e,,8999
Misc : wg1224427,
ALS Vial : 28 Sample Multiplier: 1

Integration File signal 1: events.e
Integration File signal 2: events2.e
Quant Time: Apr 09 11:02:48 2019
Quant Method : I:\Pest16\190409ICAL\P16_pcb_04_09_19_ugL_ICAL.m
Quant Title : pcb
QLast Update : Tue Apr 09 11:01:54 2019
Response via : Initial Calibration
Integrator: ChemStation

Volume Inj. :
Signal #1 Phase : Signal #2 Phase:
Signal #1 Info : Signal #2 Info :

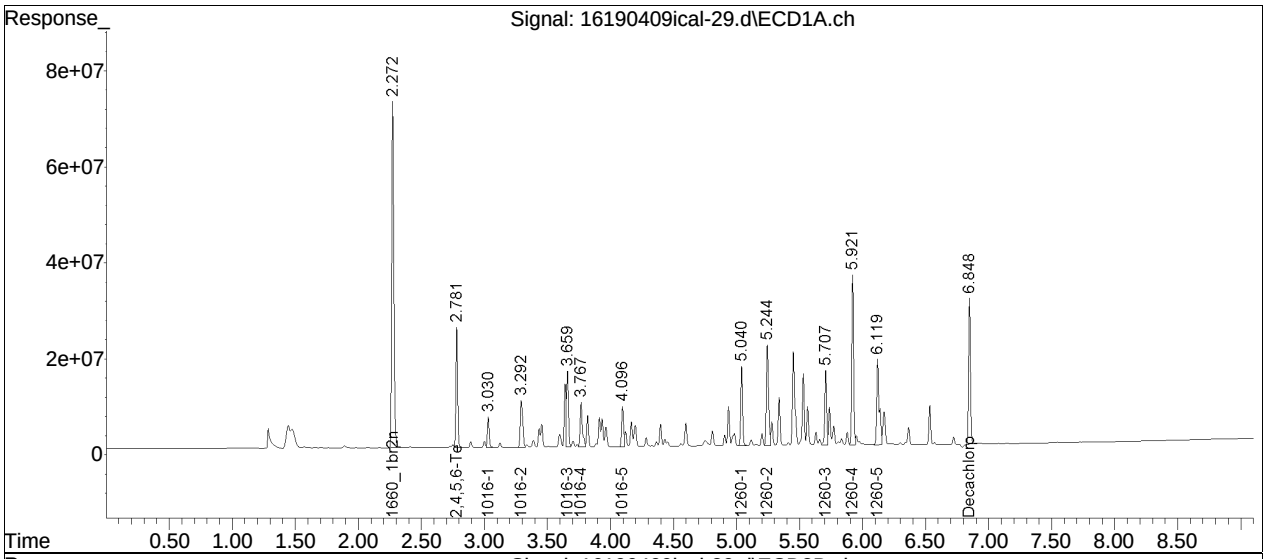

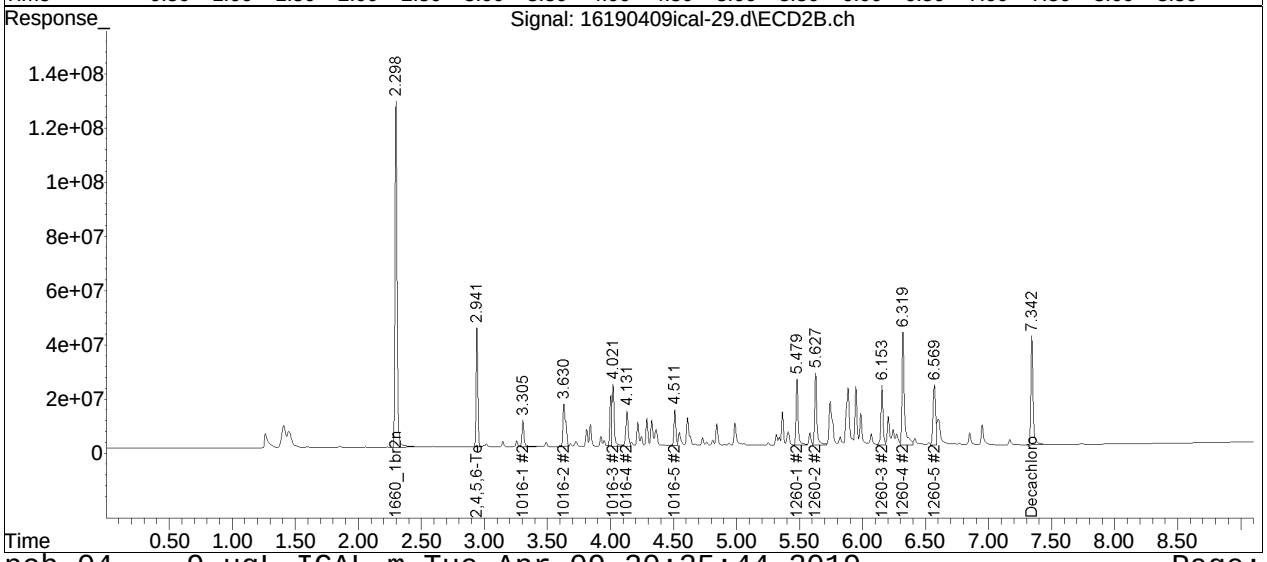

Manual Integration Report

Data Path	: I:\Pest16\190409ICAL\	QMethod	: P16_pcb_04_09_19_ugL_ICA
Data File	: 16190409ical-29.d	Operator	: pest16:kb
Date Inj'd	: 4/9/2019 7:31 am	Instrument	: PEST16
Sample	: il31660,42e,,8999	Quant Date	: 4/9/2019 11:02 am

Compound #3: Decachlorobiphenyl

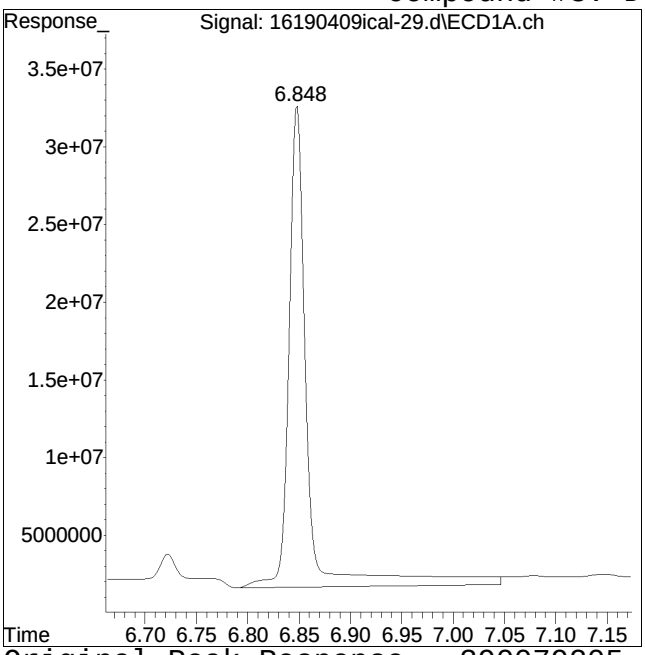

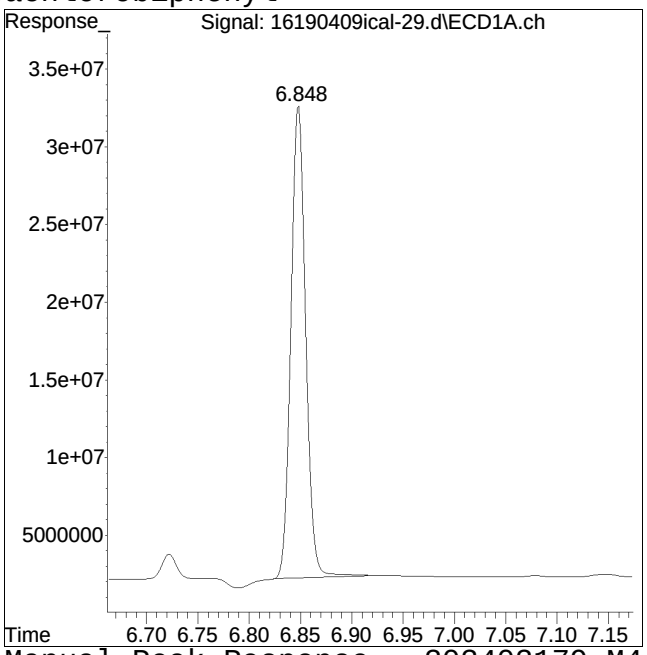

Original Peak Response = 390079205 Manual Peak Response = 303403179 M4
M4 = Poor automated baseline construction.

Quantitation Report (QT Reviewed)

Data Path : I:\Pest16\190409ICAL\
Data File : 16190409ical-30.d
Signal(s) : Signal #1: ECD1A.ch Signal #2: ECD2B.ch
Acq On : 9 Apr 2019 7:43 am
Operator : pest16:kb
Sample : il41660,42e,,8998
Misc : wg1224427,
ALS Vial : 29 Sample Multiplier: 1

Integration File signal 1: events.e
Integration File signal 2: events2.e
Quant Time: Apr 09 10:56:05 2019
Quant Method : I:\Pest16\190409ICAL\P16_pcb_04_09_19_ugL_ICAL.m
Quant Title : pcb
QLast Update : Tue Apr 09 10:54:58 2019
Response via : Initial Calibration
Integrator: ChemStation

Volume Inj. :
Signal #1 Phase : Signal #2 Phase:
Signal #1 Info : Signal #2 Info :

Sub List : Default - All compounds listed

	Compound	RT#1	RT#2	Resp#1	Resp#2	ug/l	ug/l
	Internal Standards						
1) i	1660_1br2nb	2.271	2.296	785.3E6	1358.8E6	250.000	250.000
14) i	2154_1br2nb	0.000	0.000	0	0	N.D. d	N.D. d
23) i	4268_1br2nb	0.000	0.000	0	0	N.D. d	N.D. d
34) i	1248_1br2nb	0.000	0.000	0	0	N.D. d	N.D. d
40) i	3262_1br2nb	0.000	0.000	0	0	N.D. d	N.D. d
	System Monitoring Compounds						
2) s	2,4,5,6-Tetr	2.781	2.941	565.9E6	973.1E6	NoCal	NoCal
Spiked Amount	500.000	Range	30 - 150	Recovery	=	0.00%#	0.00%#
3) s	Decachlorobi	6.852	7.348	760.8E6	1139.1E6	NoCal	NoCal
Spiked Amount	500.000	Range	30 - 150	Recovery	=	0.00%#	0.00%#
	Target Compounds						
4) l1	1016-1	3.031	3.305	137.6E6	235.5E6	NoCal	NoCal
5) l1	1016-2	3.293	3.631	298.2E6	543.8E6	NoCal	NoCal
6) l1	1016-3	3.660	4.021	383.0E6	636.2E6	NoCal	NoCal
7) l1	1016-4	3.768	4.131	262.0E6	396.9E6	NoCal	NoCal
8) l1	1016-5	4.097	4.512	205.9E6	345.1E6	NoCal	NoCal
Sum	1016-1			0	0	N.D.	N.D.
Average	1016-1					0.000	0.000
9) l2	1260-1	5.042	5.481	387.3E6	671.4E6	NoCal	NoCal
10) l2	1260-2	5.246	5.629	587.7E6	759.2E6	NoCal	NoCal
11) l2	1260-3	5.710	6.155	378.1E6	604.7E6	NoCal	NoCal
12) l2	1260-4	5.923	6.322	871.3E6	1227.6E6	NoCal	NoCal
13) l2	1260-5	6.122	6.571	583.3E6	748.4E6	NoCal	NoCal
Sum	1260-1			0	0	N.D.	N.D.
Average	1260-1					0.000	0.000
15) l3	1221-2	0.000	0.000	0	0	N.D. d	N.D. d
16) l3	1221-3	0.000	0.000	0	0	N.D. d	N.D. d
17) l3	1221-4	0.000	0.000	0	0	N.D. d	N.D. d

Quantitation Report (QT Reviewed)

Data Path : I:\Pest16\190409ICAL\
Data File : 16190409ical-30.d
Signal(s) : Signal #1: ECD1A.ch Signal #2: ECD2B.ch
Acq On : 9 Apr 2019 7:43 am
Operator : pest16:kb
Sample : il41660,42e,,8998
Misc : wg1224427,
ALS Vial : 29 Sample Multiplier: 1

Integration File signal 1: events.e
Integration File signal 2: events2.e
Quant Time: Apr 09 10:56:05 2019
Quant Method : I:\Pest16\190409ICAL\P16_pcb_04_09_19_ugL_ICAL.m
Quant Title : pcb
QLast Update : Tue Apr 09 10:54:58 2019
Response via : Initial Calibration
Integrator: ChemStation

Volume Inj. :
Signal #1 Phase : Signal #2 Phase:
Signal #1 Info : Signal #2 Info :

Sub List : Default - All compounds listed

	Compound	RT#1	RT#2	Resp#1	Resp#2	ug/l	ug/l
Sum	1221-2			0	0	N.D.	N.D.
Average	1221-2					0.000	0.000
18) l4	1254-1	0.000	0.000	0	0	N.D. d	N.D. d
19) l4	1254-2	0.000	0.000	0	0	N.D. d	N.D. d
20) l4	1254-3	0.000	0.000	0	0	N.D. d	N.D. d
21) l4	1254-4	0.000	0.000	0	0	N.D. d	N.D. d
22) l4	1254-5	0.000	0.000	0	0	N.D. d	N.D. d
Sum	1254-1			0	0	N.D.	N.D.
Average	1254-1					0.000	0.000
24) l6	1242-1	0.000	0.000	0	0	N.D. d	N.D. d
25) l6	1242-2	0.000	0.000	0	0	N.D. d	N.D. d
26) l6	1242-3	0.000	0.000	0	0	N.D. d	N.D. d
27) l6	1242-4	0.000	0.000	0	0	N.D. d	N.D. d
28) l6	1242-5	0.000	0.000	0	0	N.D. d	N.D. d
Sum	1242-1			0	0	N.D.	N.D.
Average	1242-1					0.000	0.000
29) l9	1268-1	0.000	0.000	0	0	N.D. d	N.D. d
30) l9	1268-2	0.000	0.000	0	0	N.D. d	N.D. d
31) l9	1268-3	0.000	0.000	0	0	N.D. d	N.D. d
32) l9	1268-4	0.000	0.000	0	0	N.D. d	N.D. d
33) l9	1268-5	0.000	0.000	0	0	N.D. d	N.D. d
Sum	1268-1			0	0	N.D.	N.D.
Average	1268-1					0.000	0.000
35) l7	1248-1	0.000	0.000	0	0	N.D. d	N.D. d
36) l7	1248-2	0.000	0.000	0	0	N.D. d	N.D. d
37) l7	1248-3	0.000	0.000	0	0	N.D. d	N.D. d
38) l7	1248-4	0.000	0.000	0	0	N.D. d	N.D. d
39) l7	1248-5	0.000	0.000	0	0	N.D. d	N.D. d
Sum	1248-1			0	0	N.D.	N.D.

Quantitation Report (QT Reviewed)

Data Path : I:\Pest16\190409ICAL\
Data File : 16190409ical-30.d
Signal(s) : Signal #1: ECD1A.ch Signal #2: ECD2B.ch
Acq On : 9 Apr 2019 7:43 am
Operator : pest16:kb
Sample : il41660,42e,,8998
Misc : wg1224427,
ALS Vial : 29 Sample Multiplier: 1

Integration File signal 1: events.e
Integration File signal 2: events2.e
Quant Time: Apr 09 10:56:05 2019
Quant Method : I:\Pest16\190409ICAL\P16_pcb_04_09_19_ugL_ICAL.m
Quant Title : pcb
QLast Update : Tue Apr 09 10:54:58 2019
Response via : Initial Calibration
Integrator: ChemStation

Volume Inj. :
Signal #1 Phase : Signal #2 Phase:
Signal #1 Info : Signal #2 Info :

Sub List : Default - All compounds listed

Compound	RT#1	RT#2	Resp#1	Resp#2	ug/l	ug/l
Average 1248-1					0.000	0.000
41) l5 1232-1	0.000	0.000	0	0	N.D. d	N.D. d
42) l5 1232-2	0.000	0.000	0	0	N.D. d	N.D. d
43) l5 1232-3	0.000	0.000	0	0	N.D. d	N.D. d
44) l5 1232-4	0.000	0.000	0	0	N.D. d	N.D. d
45) l5 1232-5	0.000	0.000	0	0	N.D. d	N.D. d
Sum 1232-1			0	0	N.D.	N.D.
Average 1232-1					0.000	0.000
46) l8 1262-1	0.000	0.000	0	0	N.D. d	N.D. d
47) l8 1262-2	0.000	0.000	0	0	N.D. d	N.D. d
48) l8 1262-3	0.000	0.000	0	0	N.D. d	N.D. d
49) l8 1262-4	0.000	0.000	0	0	N.D. d	N.D. d
50) l8 1262-5	0.000	0.000	0	0	N.D. d	N.D. d
Sum 1262-1			0	0	N.D.	N.D.
Average 1262-1					0.000	0.000

SemiQuant Compounds - Not Calibrated on this Instrument

Sum 1262-1			0	0	N.D.	N.D.
Average 1262-1					0.000	0.000

(f)=RT Delta > 1/2 Window (D)=Amounts differ by > 40% (m)=manual int.
(#)=Recovery Exceeds Compound Acceptance Limits.
(I,C,F) I=Interference, C=Coelluting Calibration Peak, F=Fails CC Criteria.

Sub List : Default - All compounds listed Reviewed)

Data Path : I:\Pest16\190409ICAL\
Data File : 16190409ical-30.d
Signal(s) : Signal #1: ECD1A.ch Signal #2: ECD2B.ch
Acq On : 9 Apr 2019 7:43 am
Operator : pest16:kb
Sample : il41660,42e,,8998
Misc : wg1224427,
ALS Vial : 29 Sample Multiplier: 1

Integration File signal 1: events.e
Integration File signal 2: events2.e
Quant Time: Apr 09 10:56:05 2019
Quant Method : I:\Pest16\190409ICAL\P16_pcb_04_09_19_ugL_ICAL.m
Quant Title : pcb
QLast Update : Tue Apr 09 10:54:58 2019
Response via : Initial Calibration
Integrator: ChemStation

Volume Inj. :
Signal #1 Phase : Signal #2 Phase:
Signal #1 Info : Signal #2 Info :

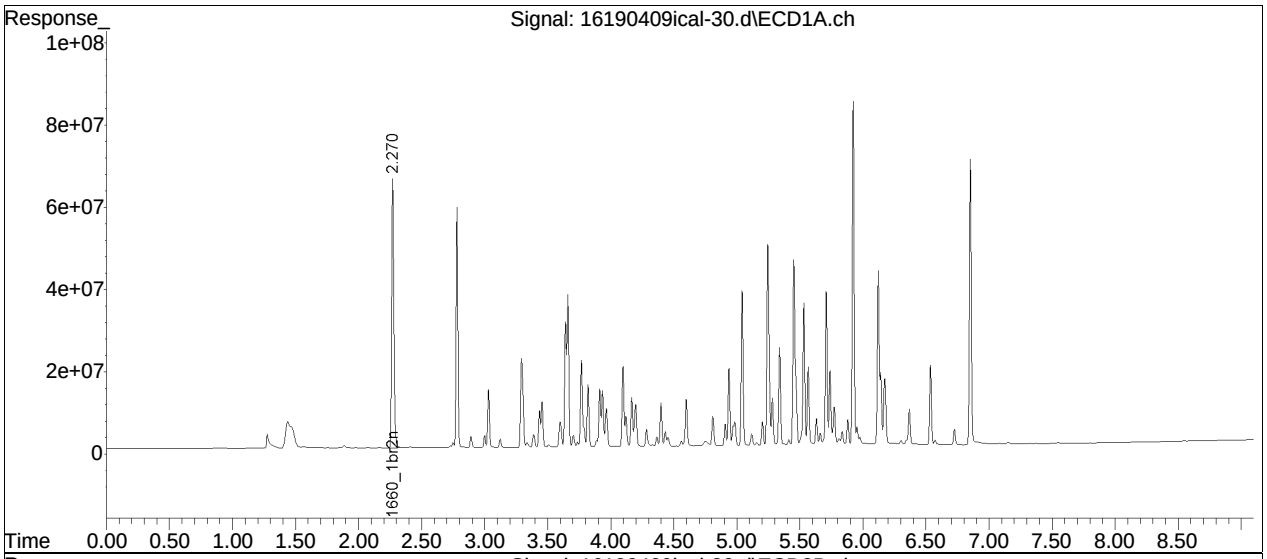

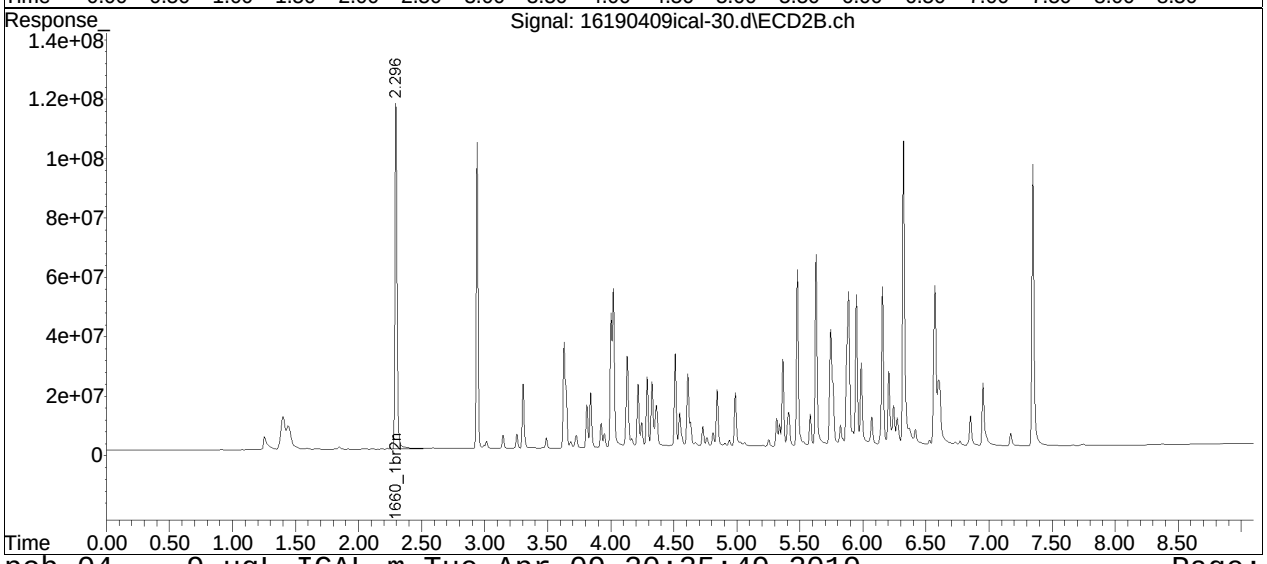

Manual Integration Report

Data Path	: I:\Pest16\190409ICAL\	QMethod	: P16_pcb_04_09_19_ugL_ICA
Data File	: 16190409ical-30.d	Operator	: pest16:kb
Date Inj'd	: 4/9/2019 7:43 am	Instrument	: PEST16
Sample	: il41660,42e,,8998	Quant Date	: 4/9/2019 10:55 am

There are no manual integrations or false positives in this file.

Quantitation Report (QT Reviewed)

Data Path : I:\Pest16\190409ICAL\
Data File : 16190409ical-31.d
Signal(s) : Signal #1: ECD1A.ch Signal #2: ECD2B.ch
Acq On : 9 Apr 2019 7:56 am
Operator : pest16:kb
Sample : il51660,42e,,8997
Misc : wg1224427,
ALS Vial : 30 Sample Multiplier: 1

Integration File signal 1: events.e
Integration File signal 2: events2.e
Quant Time: Apr 09 10:57:11 2019
Quant Method : I:\Pest16\190409ICAL\P16_pcb_04_09_19_ugL_ICAL.m
Quant Title : pcb
QLast Update : Tue Apr 09 10:56:17 2019
Response via : Initial Calibration
Integrator: ChemStation

Volume Inj. :
Signal #1 Phase : Signal #2 Phase:
Signal #1 Info : Signal #2 Info :

Sub List : Default - All compounds listed

	Compound	RT#1	RT#2	Resp#1	Resp#2	ug/l	ug/l
	Internal Standards						
1) i	1660_1br2nb	2.273	2.298	763.7E6	1325.8E6	250.000	250.000
14) i	2154_1br2nb	0.000	0.000	0	0	N.D. d	N.D. d
23) i	4268_1br2nb	0.000	0.000	0	0	N.D. d	N.D. d
34) i	1248_1br2nb	0.000	0.000	0	0	N.D. d	N.D. d
40) i	3262_1br2nb	0.000	0.000	0	0	N.D. d	N.D. d
	System Monitoring Compounds						
2) s	2,4,5,6-Tetr	2.782	2.942	1064.1E6	1845.8E6	309.383	311.010
Spiked Amount	500.000	Range	30 - 150	Recovery	=	61.88%	62.20%
3) s	Decachlorobi	6.851	7.347	1406.1E6	2208.0E6	608.204	635.674
Spiked Amount	500.000	Range	30 - 150	Recovery	=	121.64%	127.13%
	Target Compounds						
4) l1	1016-1	3.032	3.306	251.5E6	431.6E6	4696.657	4694.866
5) l1	1016-2	3.294	3.631	548.1E6	1006.3E6	4724.449	4741.418
6) l1	1016-3	3.661	4.021	710.5E6	1199.0E6	4768.665	4828.438
7) l1	1016-4	3.769	4.132	488.5E6	750.4E6	4792.784	4844.802
8) l1	1016-5	4.098	4.512	388.9E6	653.6E6	4854.472	4853.051
Sum	1016-1			2387.4E6	4041.0E6	23837.027	23962.575
Average	1016-1					4767.405	4792.515
9) l2	1260-1	5.043	5.481	729.0E6	1225.3E6	4838.984	4675.684
10) l2	1260-2	5.247	5.628	1097.8E6	1435.6E6	4801.943	4844.412
11) l2	1260-3	5.710	6.155	716.8E6	1170.7E6	4873.778	4959.825
12) l2	1260-4	5.923	6.322	1534.2E6	2370.9E6	4526.675	4948.260
13) l2	1260-5	6.121	6.571	1111.2E6	1490.5E6	4896.956	5102.915
Sum	1260-1			5188.9E6	7693.0E6	N.D.	N.D. D
Average	1260-1					4787.667	4906.219
15) l3	1221-2	0.000	0.000	0	0	N.D. d	N.D. d
16) l3	1221-3	0.000	0.000	0	0	N.D. d	N.D. d
17) l3	1221-4	0.000	0.000	0	0	N.D. d	N.D. d

Quantitation Report (QT Reviewed)

Data Path : I:\Pest16\190409ICAL\
Data File : 16190409ical-31.d
Signal(s) : Signal #1: ECD1A.ch Signal #2: ECD2B.ch
Acq On : 9 Apr 2019 7:56 am
Operator : pest16:kb
Sample : il51660,42e,,8997
Misc : wg1224427,
ALS Vial : 30 Sample Multiplier: 1

Integration File signal 1: events.e
Integration File signal 2: events2.e
Quant Time: Apr 09 10:57:11 2019
Quant Method : I:\Pest16\190409ICAL\P16_pcb_04_09_19_ugL_ICAL.m
Quant Title : pcb
QLast Update : Tue Apr 09 10:56:17 2019
Response via : Initial Calibration
Integrator: ChemStation

Volume Inj. :
Signal #1 Phase : Signal #2 Phase:
Signal #1 Info : Signal #2 Info :

Sub List : Default - All compounds listed

	Compound	RT#1	RT#2	Resp#1	Resp#2	ug/l	ug/l
Sum	1221-2			0	0	N.D.	N.D.
Average	1221-2					0.000	0.000
18) l4	1254-1	0.000	0.000	0	0	N.D. d	N.D. d
19) l4	1254-2	0.000	0.000	0	0	N.D. d	N.D. d
20) l4	1254-3	0.000	0.000	0	0	N.D. d	N.D. d
21) l4	1254-4	0.000	0.000	0	0	N.D. d	N.D. d
22) l4	1254-5	0.000	0.000	0	0	N.D. d	N.D. d
Sum	1254-1			0	0	N.D.	N.D.
Average	1254-1					0.000	0.000
24) l6	1242-1	0.000	0.000	0	0	N.D. d	N.D. d
25) l6	1242-2	0.000	0.000	0	0	N.D. d	N.D. d
26) l6	1242-3	0.000	0.000	0	0	N.D. d	N.D. d
27) l6	1242-4	0.000	0.000	0	0	N.D. d	N.D. d
28) l6	1242-5	0.000	0.000	0	0	N.D. d	N.D. d
Sum	1242-1			0	0	N.D.	N.D.
Average	1242-1					0.000	0.000
29) l9	1268-1	0.000	0.000	0	0	N.D. d	N.D. d
30) l9	1268-2	0.000	0.000	0	0	N.D. d	N.D. d
31) l9	1268-3	0.000	0.000	0	0	N.D. d	N.D. d
32) l9	1268-4	0.000	0.000	0	0	N.D. d	N.D. d
33) l9	1268-5	0.000	0.000	0	0	N.D. d	N.D. d
Sum	1268-1			0	0	N.D.	N.D.
Average	1268-1					0.000	0.000
35) l7	1248-1	0.000	0.000	0	0	N.D. d	N.D. d
36) l7	1248-2	0.000	0.000	0	0	N.D. d	N.D. d
37) l7	1248-3	0.000	0.000	0	0	N.D. d	N.D. d
38) l7	1248-4	0.000	0.000	0	0	N.D. d	N.D. d
39) l7	1248-5	0.000	0.000	0	0	N.D. d	N.D. d
Sum	1248-1			0	0	N.D.	N.D.

Quantitation Report (QT Reviewed)

Data Path : I:\Pest16\190409ICAL\
Data File : 16190409ical-31.d
Signal(s) : Signal #1: ECD1A.ch Signal #2: ECD2B.ch
Acq On : 9 Apr 2019 7:56 am
Operator : pest16:kb
Sample : il51660,42e,,8997
Misc : wg1224427,
ALS Vial : 30 Sample Multiplier: 1

Integration File signal 1: events.e
Integration File signal 2: events2.e
Quant Time: Apr 09 10:57:11 2019
Quant Method : I:\Pest16\190409ICAL\P16_pcb_04_09_19_ugL_ICAL.m
Quant Title : pcb
QLast Update : Tue Apr 09 10:56:17 2019
Response via : Initial Calibration
Integrator: ChemStation

Volume Inj. :
Signal #1 Phase : Signal #2 Phase:
Signal #1 Info : Signal #2 Info :

Sub List : Default - All compounds listed

	Compound	RT#1	RT#2	Resp#1	Resp#2	ug/l	ug/l
Average	1248-1					0.000	0.000
41) l5	1232-1	0.000	0.000	0	0	N.D. d	N.D. d
42) l5	1232-2	0.000	0.000	0	0	N.D. d	N.D. d
43) l5	1232-3	0.000	0.000	0	0	N.D. d	N.D. d
44) l5	1232-4	0.000	0.000	0	0	N.D. d	N.D. d
45) l5	1232-5	0.000	0.000	0	0	N.D. d	N.D. d
Sum	1232-1			0	0	N.D.	N.D.
Average	1232-1					0.000	0.000
46) l8	1262-1	0.000	0.000	0	0	N.D. d	N.D. d
47) l8	1262-2	0.000	0.000	0	0	N.D. d	N.D. d
48) l8	1262-3	0.000	0.000	0	0	N.D. d	N.D. d
49) l8	1262-4	0.000	0.000	0	0	N.D. d	N.D. d
50) l8	1262-5	0.000	0.000	0	0	N.D. d	N.D. d
Sum	1262-1			0	0	N.D.	N.D.
Average	1262-1					0.000	0.000

SemiQuant Compounds - Not Calibrated on this Instrument

Sum	1262-1			0	0	N.D.	N.D.
Average	1262-1					0.000	0.000

(f)=RT Delta > 1/2 Window (D)=Amounts differ by > 40% (m)=manual int.
(#)=Recovery Exceeds Compound Acceptance Limits.
(I,C,F) I=Interference, C=Coelluting Calibration Peak, F=Fails CC Criteria.

Sub List : Default - All compounds listed Reviewed)

Data Path : I:\Pest16\190409ICAL\
Data File : 16190409ical-31.d
Signal(s) : Signal #1: ECD1A.ch Signal #2: ECD2B.ch
Acq On : 9 Apr 2019 7:56 am
Operator : pest16:kb
Sample : il51660,42e,,8997
Misc : wg1224427,
ALS Vial : 30 Sample Multiplier: 1

Integration File signal 1: events.e
Integration File signal 2: events2.e
Quant Time: Apr 09 10:57:11 2019
Quant Method : I:\Pest16\190409ICAL\P16_pcb_04_09_19_ugL_ICAL.m
Quant Title : pcb
QLast Update : Tue Apr 09 10:56:17 2019
Response via : Initial Calibration
Integrator: ChemStation

Volume Inj. :
Signal #1 Phase : Signal #2 Phase:
Signal #1 Info : Signal #2 Info :

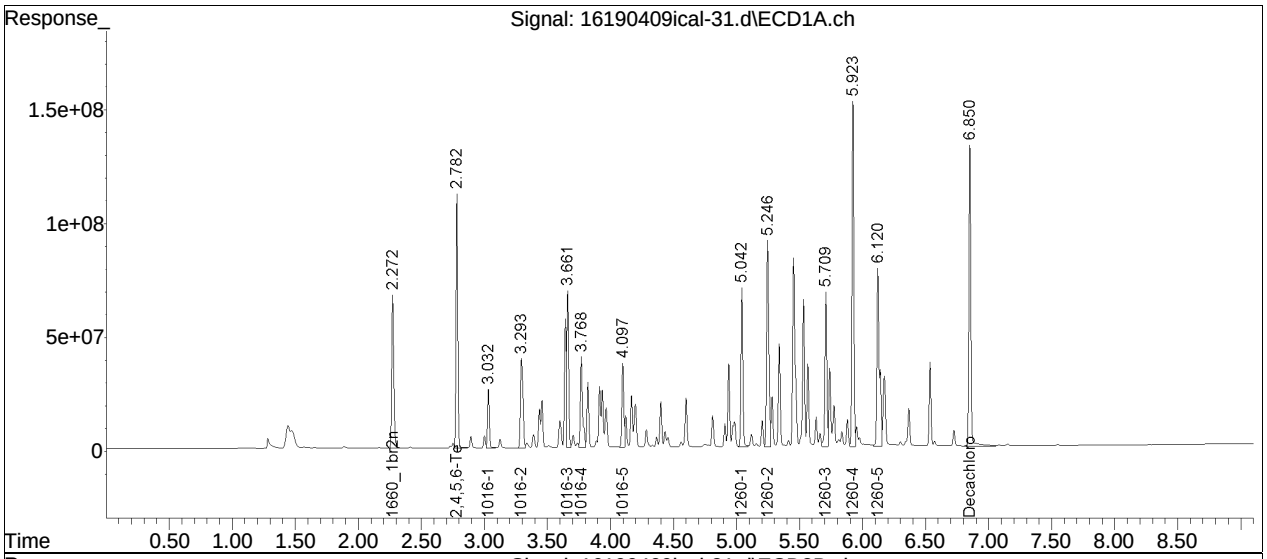

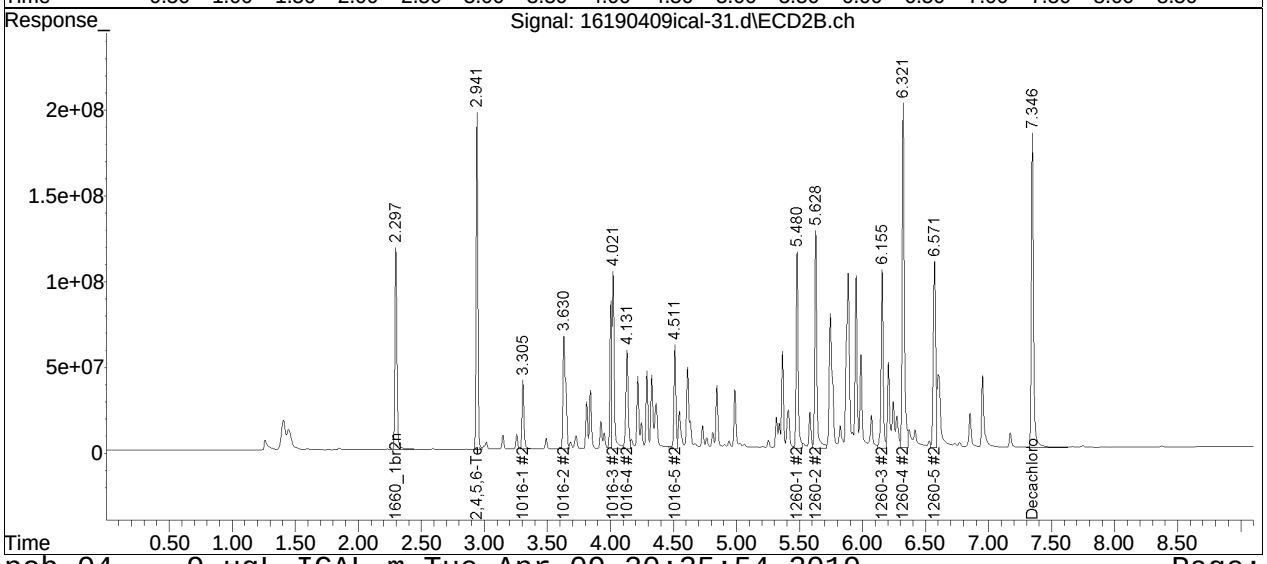

Manual Integration Report

Data Path	: I:\Pest16\190409ICAL\	QMethod	: P16_pcb_04_09_19_ugL_ICA
Data File	: 16190409ical-31.d	Operator	: pest16:kb
Date Inj'd	: 4/9/2019 7:56 am	Instrument	: PEST16
Sample	: il51660,42e,,8997	Quant Date	: 4/9/2019 10:56 am

There are no manual integrations or false positives in this file.

Quantitation Report (QT Reviewed)

Data Path : I:\Pest16\190409ICAL\
Data File : 16190409ical-32.d
Signal(s) : Signal #1: ECD1A.ch Signal #2: ECD2B.ch
Acq On : 9 Apr 2019 8:08 am
Operator : pest16:kb
Sample : il61660,42e,,8996
Misc : wg1224427,
ALS Vial : 31 Sample Multiplier: 1

Integration File signal 1: events.e
Integration File signal 2: events2.e
Quant Time: Apr 09 11:01:43 2019
Quant Method : I:\Pest16\190409ICAL\P16_pcb_04_09_19_ugL_ICAL.m
Quant Title : pcb
QLast Update : Tue Apr 09 10:57:28 2019
Response via : Initial Calibration
Integrator: ChemStation

Volume Inj. :
Signal #1 Phase : Signal #2 Phase:
Signal #1 Info : Signal #2 Info :

Sub List : Default - All compounds listed

	Compound	RT#1	RT#2	Resp#1	Resp#2	ug/l	ug/l
	Internal Standards						
1) i	1660_1br2nb	2.273	2.298	759.0E6	1283.8E6	250.000	250.000
14) i	2154_1br2nb	0.000	0.000	0	0	N.D. d	N.D. d
23) i	4268_1br2nb	0.000	0.000	0	0	N.D. d	N.D. d
34) i	1248_1br2nb	0.000	0.000	0	0	N.D. d	N.D. d
40) i	3262_1br2nb	0.000	0.000	0	0	N.D. d	N.D. d
	System Monitoring Compounds						
2) s	2,4,5,6-Tetr	2.783	2.942	2009.3E6	3524.4E6	597.685	622.059
Spiked Amount	500.000	Range	30 - 150	Recovery	=	119.54%	124.41%
3) s	Decachlorobi	6.851	7.346	2628.2E6	4314.5E6	1172.936	1287.188
Spiked Amount	500.000	Range	30 - 150	Recovery	=	234.59%#	257.44%#
	Target Compounds						
4) l1	1016-1	3.033	3.306	471.4E6	826.6E6	9137.166	9577.986
5) l1	1016-2	3.295	3.631	1020.6E6	1915.5E6	9102.249	9568.841
6) l1	1016-3	3.662	4.021	1319.0E6	2299.5E6	9117.686	9730.574
7) l1	1016-4	3.770	4.132	923.9E6	1447.6E6	9313.150	9803.975
8) l1	1016-5	4.099	4.512	746.0E6	1297.8E6	9507.994	10099.856
Sum	1016-1			4480.9E6	7786.9E6	46178.244	48781.233
Average	1016-1					9235.649	9756.247
9) l2	1260-1	5.044	5.481	1380.0E6	2388.9E6	9367.496	9730.410
10) l2	1260-2	5.247	5.629	2061.8E6	2792.5E6	9257.358	9886.426
11) l2	1260-3	5.710	6.155	1362.6E6	2311.6E6	9440.984	10155.516
12) l2	1260-4	5.924	6.322	3150.4E6	4631.4E6	9817.315	10034.686
13) l2	1260-5	6.122	6.571	2120.6E6	3028.6E6	9500.978	10599.473
Sum	1260-1			10075.3E6	15153.1E6	N.D.	N.D. D
Average	1260-1					9476.826	10081.302
15) l3	1221-2	0.000	0.000	0	0	N.D. d	N.D. d
16) l3	1221-3	0.000	0.000	0	0	N.D. d	N.D. d
17) l3	1221-4	0.000	0.000	0	0	N.D. d	N.D. d

Quantitation Report (QT Reviewed)

Data Path : I:\Pest16\190409ICAL\
Data File : 16190409ical-32.d
Signal(s) : Signal #1: ECD1A.ch Signal #2: ECD2B.ch
Acq On : 9 Apr 2019 8:08 am
Operator : pest16:kb
Sample : il61660,42e,,8996
Misc : wg1224427,
ALS Vial : 31 Sample Multiplier: 1

Integration File signal 1: events.e
Integration File signal 2: events2.e
Quant Time: Apr 09 11:01:43 2019
Quant Method : I:\Pest16\190409ICAL\P16_pcb_04_09_19_ugL_ICAL.m
Quant Title : pcb
QLast Update : Tue Apr 09 10:57:28 2019
Response via : Initial Calibration
Integrator: ChemStation

Volume Inj. :
Signal #1 Phase : Signal #2 Phase:
Signal #1 Info : Signal #2 Info :

Sub List : Default - All compounds listed

	Compound	RT#1	RT#2	Resp#1	Resp#2	ug/l	ug/l
Sum	1221-2			0	0	N.D.	N.D.
Average	1221-2					0.000	0.000
18) l4	1254-1	0.000	0.000	0	0	N.D. d	N.D. d
19) l4	1254-2	0.000	0.000	0	0	N.D. d	N.D. d
20) l4	1254-3	0.000	0.000	0	0	N.D. d	N.D. d
21) l4	1254-4	0.000	0.000	0	0	N.D. d	N.D. d
22) l4	1254-5	0.000	0.000	0	0	N.D. d	N.D. d
Sum	1254-1			0	0	N.D.	N.D.
Average	1254-1					0.000	0.000
24) l6	1242-1	0.000	0.000	0	0	N.D. d	N.D. d
25) l6	1242-2	0.000	0.000	0	0	N.D. d	N.D. d
26) l6	1242-3	0.000	0.000	0	0	N.D. d	N.D. d
27) l6	1242-4	0.000	0.000	0	0	N.D. d	N.D. d
28) l6	1242-5	0.000	0.000	0	0	N.D. d	N.D. d
Sum	1242-1			0	0	N.D.	N.D.
Average	1242-1					0.000	0.000
29) l9	1268-1	0.000	0.000	0	0	N.D. d	N.D. d
30) l9	1268-2	0.000	0.000	0	0	N.D. d	N.D. d
31) l9	1268-3	0.000	0.000	0	0	N.D. d	N.D. d
32) l9	1268-4	0.000	0.000	0	0	N.D. d	N.D. d
33) l9	1268-5	0.000	0.000	0	0	N.D. d	N.D. d
Sum	1268-1			0	0	N.D.	N.D.
Average	1268-1					0.000	0.000
35) l7	1248-1	0.000	0.000	0	0	N.D. d	N.D. d
36) l7	1248-2	0.000	0.000	0	0	N.D. d	N.D. d
37) l7	1248-3	0.000	0.000	0	0	N.D. d	N.D. d
38) l7	1248-4	0.000	0.000	0	0	N.D. d	N.D. d
39) l7	1248-5	0.000	0.000	0	0	N.D. d	N.D. d
Sum	1248-1			0	0	N.D.	N.D.

Quantitation Report (QT Reviewed)

Data Path : I:\Pest16\190409ICAL\
Data File : 16190409ical-32.d
Signal(s) : Signal #1: ECD1A.ch Signal #2: ECD2B.ch
Acq On : 9 Apr 2019 8:08 am
Operator : pest16:kb
Sample : il61660,42e,,8996
Misc : wg1224427,
ALS Vial : 31 Sample Multiplier: 1

Integration File signal 1: events.e
Integration File signal 2: events2.e
Quant Time: Apr 09 11:01:43 2019
Quant Method : I:\Pest16\190409ICAL\P16_pcb_04_09_19_ugL_ICAL.m
Quant Title : pcb
QLast Update : Tue Apr 09 10:57:28 2019
Response via : Initial Calibration
Integrator: ChemStation

Volume Inj. :
Signal #1 Phase : Signal #2 Phase:
Signal #1 Info : Signal #2 Info :

Sub List : Default - All compounds listed

	Compound	RT#1	RT#2	Resp#1	Resp#2	ug/l	ug/l
Average	1248-1					0.000	0.000
41) l5	1232-1	0.000	0.000	0	0	N.D. d	N.D. d
42) l5	1232-2	0.000	0.000	0	0	N.D. d	N.D. d
43) l5	1232-3	0.000	0.000	0	0	N.D. d	N.D. d
44) l5	1232-4	0.000	0.000	0	0	N.D. d	N.D. d
45) l5	1232-5	0.000	0.000	0	0	N.D. d	N.D. d
Sum	1232-1			0	0	N.D.	N.D.
Average	1232-1					0.000	0.000
46) l8	1262-1	0.000	0.000	0	0	N.D. d	N.D. d
47) l8	1262-2	0.000	0.000	0	0	N.D. d	N.D. d
48) l8	1262-3	0.000	0.000	0	0	N.D. d	N.D. d
49) l8	1262-4	0.000	0.000	0	0	N.D. d	N.D. d
50) l8	1262-5	0.000	0.000	0	0	N.D. d	N.D. d
Sum	1262-1			0	0	N.D.	N.D.
Average	1262-1					0.000	0.000

SemiQuant Compounds - Not Calibrated on this Instrument

Sum	1262-1			0	0	N.D.	N.D.
Average	1262-1					0.000	0.000

(f)=RT Delta > 1/2 Window (D)=Amounts differ by > 40% (m)=manual int.
(#)=Recovery Exceeds Compound Acceptance Limits.
(I,C,F) I=Interference, C=Coelluting Calibration Peak, F=Fails CC Criteria.

Sub List : Default - All compounds listed Reviewed)

Data Path : I:\Pest16\190409ICAL\
Data File : 16190409ical-32.d
Signal(s) : Signal #1: ECD1A.ch Signal #2: ECD2B.ch
Acq On : 9 Apr 2019 8:08 am
Operator : pest16:kb
Sample : il61660,42e,,8996
Misc : wg1224427,
ALS Vial : 31 Sample Multiplier: 1

Integration File signal 1: events.e
Integration File signal 2: events2.e
Quant Time: Apr 09 11:01:43 2019
Quant Method : I:\Pest16\190409ICAL\P16_pcb_04_09_19_ugL_ICAL.m
Quant Title : pcb
QLast Update : Tue Apr 09 10:57:28 2019
Response via : Initial Calibration
Integrator: ChemStation

Volume Inj. :
Signal #1 Phase : Signal #2 Phase:
Signal #1 Info : Signal #2 Info :

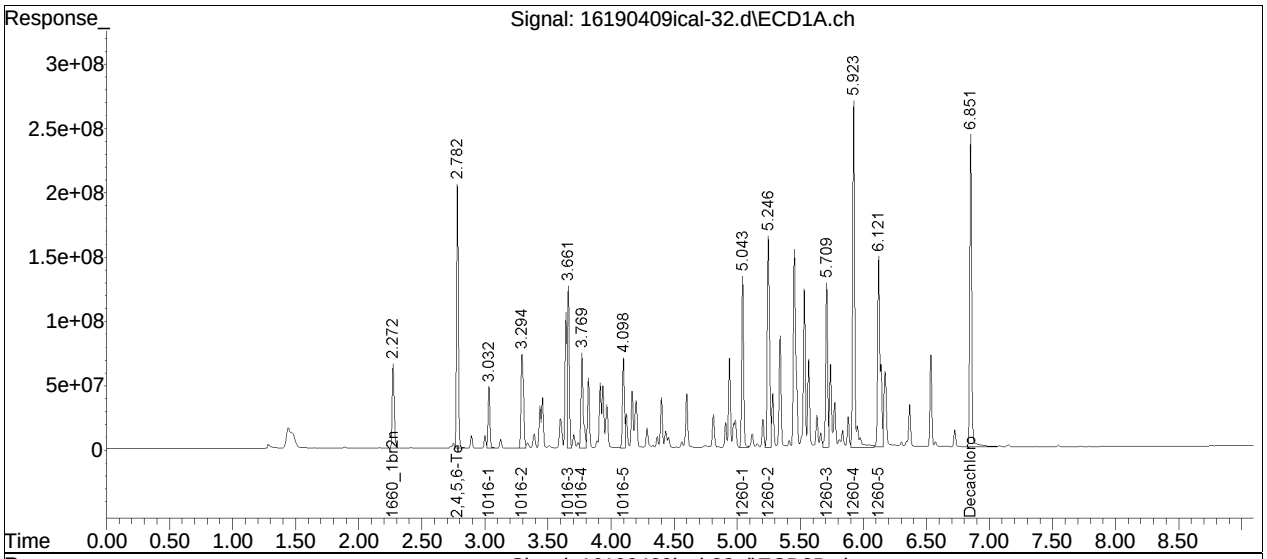

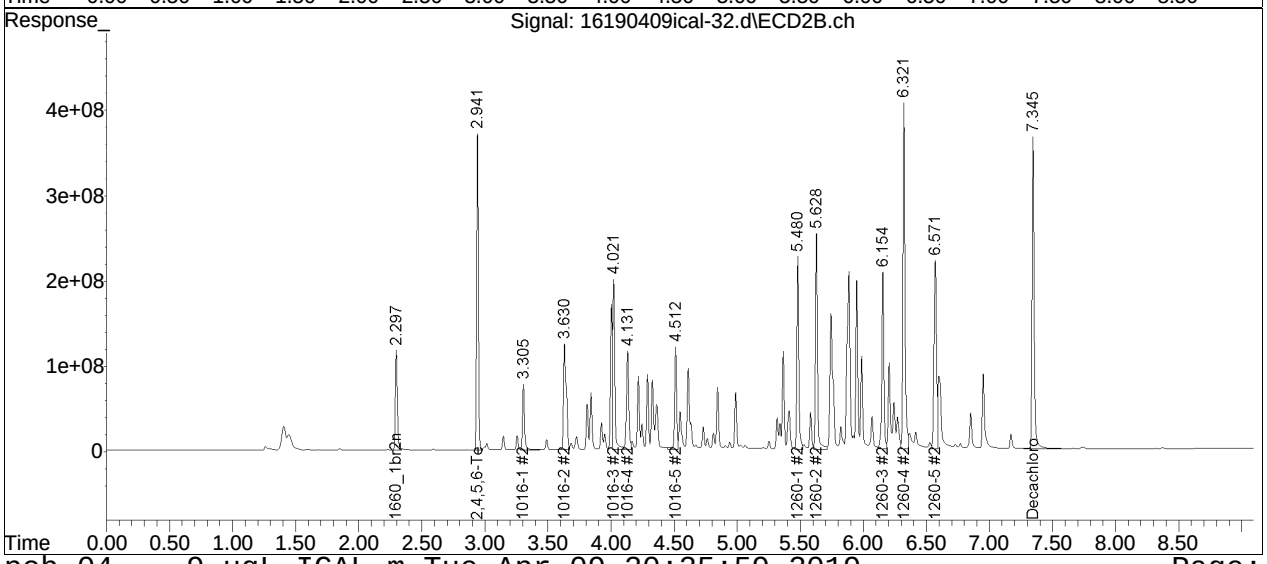

Manual Integration Report

Data Path	: I:\Pest16\190409ICAL\	QMethod	: P16_pcb_04_09_19_ugL_ICA
Data File	: 16190409ical-32.d	Operator	: pest16:kb
Date Inj'd	: 4/9/2019 8:08 am	Instrument	: PEST16
Sample	: il61660,42e,,8996	Quant Date	: 4/9/2019 11:00 am

There are no manual integrations or false positives in this file.

Initial Calibration Verification

Evaluate Continuing Calibration Report

Data Path : I:\Pest16\190409ICAL\
Data File : 16190409ical-33.d
Signal(s) : Signal #1: ECD1A.ch Signal #2: ECD2B.ch
Acq On : 9 Apr 2019 8:20 am
Operator : pest16:kb
Sample : cicv4268,42e,,9028
Misc : wg1224427,
ALS Vial : 32 Sample Multiplier: 1

Integration File signal 1: events.e
Integration File signal 2: events2.e
Quant Time: Apr 09 11:20:19 2019
Quant Method : I:\Pest16\190409ICAL\P16_pcb_04_09_19_ugL_ICAL.m
Quant Title : pcb
QLast Update : Tue Apr 09 11:18:38 2019
Response via : Initial Calibration
Integrator: ChemStation

Volume Inj. :
Signal #1 Phase : Signal #2 Phase:
Signal #1 Info : Signal #2 Info :

Min. RRF : 0.000 Min. Rel. Area : 50% Max. R.T. Dev 0.50min
Max. RRF Dev : 20% Max. Rel. Area : 150%

		Compound	Amount	Calc.	%Dev	Area%	Dev(Min)
1	i	1660_1br2nb	250.000	250.000	0.0	93	0.00
2	s	2,4,5,6-Tetrachloro-m-xylen	160.000	159.310	0.4	91	0.00
3	s	Decachlorobiphenyl	320.000	531.431	-66.1#	150	0.00
14	i	2154_1br2nb	250.000	250.000	0.0	93	0.00
23	i	4268_1br2nb	250.000	250.000	0.0	110	0.00
24	l6	1242-1	2500.000	2539.478	-1.6	112	0.00
25	l6	1242-2	2500.000	2502.146	-0.1	112	0.00
26	l6	1242-3	2500.000	2641.065	-5.6	113	0.00
27	l6	1242-4	2500.000	2473.046	1.1	110	0.00
28	l6	1242-5	2500.000	2632.007	-5.3	114	0.00
29	l9	1268-1	2500.000	2538.906	-1.6	105	0.00
30	l9	1268-2	2500.000	2281.811	8.7	95	0.00
31	l9	1268-3	2500.000	2869.005	-14.8	120	0.00
32	l9	1268-4	2500.000	2543.366	-1.7	106	0.00
33	l9	1268-5	2500.000	2995.429	-19.8	123	0.00
34	i	1248_1br2nb	250.000	250.000	0.0	89	0.00
40	i	3262_1br2nb	250.000	250.000	0.0	88	0.00

Signal #2

1	i	1660_1br2nb	250.000	250.000	0.0	93	0.00
2	s	2,4,5,6-Tetrachloro-m-xyl	160.000	157.435	1.6	90	0.00
3	s	Decachlorobiphenyl	320.000	521.275	-62.9#	154	0.00
14	i	2154_1br2nb	250.000	250.000	0.0	92	0.00

Evaluate Continuing Calibration Report

Data Path : I:\Pest16\190409ICAL\
Data File : 16190409ical-33.d
Signal(s) : Signal #1: ECD1A.ch Signal #2: ECD2B.ch
Acq On : 9 Apr 2019 8:20 am
Operator : pest16:kb
Sample : cicv4268,42e,,9028
Misc : wg1224427,
ALS Vial : 32 Sample Multiplier: 1

Integration File signal 1: events.e
Integration File signal 2: events2.e
Quant Time: Apr 09 11:20:19 2019
Quant Method : I:\Pest16\190409ICAL\P16_pcb_04_09_19_ugL_ICAL.m
Quant Title : pcb
QLast Update : Tue Apr 09 11:18:38 2019
Response via : Initial Calibration
Integrator: ChemStation

Volume Inj. :
Signal #1 Phase : Signal #2 Phase:
Signal #1 Info : Signal #2 Info :

Min. RRF : 0.000 Min. Rel. Area : 50% Max. R.T. Dev 0.50min
Max. RRF Dev : 20% Max. Rel. Area : 150%

		Compound	Amount	Calc.	%Dev	Area%	Dev(Min)
23	i	4268_1br2nb	250.000	250.000	0.0	113	0.00
24	l6	1242-1	2500.000	2498.408	0.1	111	0.00
25	l6	1242-2	2500.000	2533.097	-1.3	112	0.00
26	l6	1242-3	2500.000	2662.887	-6.5	114	0.00
27	l6	1242-4	2500.000	2629.722	-5.2	111	0.00
28	l6	1242-5	2500.000	2726.566	-9.1	114	0.00
29	l9	1268-1	2500.000	2541.310	-1.7	107	0.00
30	l9	1268-2	2500.000	2280.455	8.8	98	0.00
31	l9	1268-3	2500.000	2899.351	-16.0	124	0.00
32	l9	1268-4	2500.000	2501.890	-0.1	112	0.00
33	l9	1268-5	2500.000	3000.803	-20.0#	126	0.00
34	i	1248_1br2nb	250.000	250.000	0.0	90	0.00
40	i	3262_1br2nb	250.000	250.000	0.0	88	0.00

Evaluate Continuing Calibration Report - Not Founds

4	l1	1016-1	2500.000	0.000	100.0#	0	-3.03#
5	l1	1016-2	2500.000	0.000	100.0#	0	-3.29#
6	l1	1016-3	2500.000	0.000	100.0#	0	-3.66#
7	l1	1016-4	2500.000	0.000	100.0#	0	-3.77#
8	l1	1016-5	2500.000	0.000	100.0#	0	-4.10#
9	l2	1260-1	2500.000	0.000	100.0#	0	-5.04#
10	l2	1260-2	2500.000	0.000	100.0#	0	-5.25#
11	l2	1260-3	2500.000	0.000	100.0#	0	-5.71#
12	l2	1260-4	2500.000	0.000	100.0#	0	-5.92#
13	l2	1260-5	2500.000	0.000	100.0#	0	-6.12#
15	l3	1221-2	2500.000	0.000	100.0#	0	-2.90#
16	l3	1221-3	2500.000	0.000	100.0#	0	-3.00#
17	l3	1221-4	2500.000	0.000	100.0#	0	-3.03#

Evaluate Continuing Calibration Report

Data Path : I:\Pest16\190409ICAL\
Data File : 16190409ical-33.d
Signal(s) : Signal #1: ECD1A.ch Signal #2: ECD2B.ch
Acq On : 9 Apr 2019 8:20 am
Operator : pest16:kb
Sample : cicv4268,42e,,9028
Misc : wg1224427,
ALS Vial : 32 Sample Multiplier: 1

Integration File signal 1: events.e
Integration File signal 2: events2.e
Quant Time: Apr 09 11:20:19 2019
Quant Method : I:\Pest16\190409ICAL\P16_pcb_04_09_19_ugL_ICAL.m
Quant Title : pcb
QLast Update : Tue Apr 09 11:18:38 2019
Response via : Initial Calibration
Integrator: ChemStation

Volume Inj. :
Signal #1 Phase : Signal #2 Phase:
Signal #1 Info : Signal #2 Info :

Min. RRF : 0.000 Min. Rel. Area : 50% Max. R.T. Dev 0.50min
Max. RRF Dev : 20% Max. Rel. Area : 150%

		Compound	Amount	Calc.	%Dev	Area%	Dev(Min)
18	l4	1254-1	2500.000	0.000	100.0#	0	-4.40#
19	l4	1254-2	2500.000	0.000	100.0#	0	-4.82#
20	l4	1254-3	2500.000	0.000	100.0#	0	-4.91#
21	l4	1254-4	2500.000	0.000	100.0#	0	-5.12#
22	l4	1254-5	2500.000	0.000	100.0#	0	-5.46#
35	l7	1248-1	2500.000	0.000	100.0#	0	-3.92#
36	l7	1248-2	2500.000	0.000	100.0#	0	-4.10#
37	l7	1248-3	2500.000	0.000	100.0#	0	-4.43#
38	l7	1248-4	2500.000	0.000	100.0#	0	-4.46#
39	l7	1248-5	2500.000	0.000	100.0#	0	-4.61#
41	l5	1232-1	2500.000	0.000	100.0#	0	-3.03#
42	l5	1232-2	2500.000	0.000	100.0#	0	-3.30#
43	l5	1232-3	2500.000	0.000	100.0#	0	-3.66#
44	l5	1232-4	2500.000	0.000	100.0#	0	-4.10#
45	l5	1232-5	2500.000	0.000	100.0#	0	-4.43#
46	l8	1262-1	2500.000	0.000	100.0#	0	-5.25#
47	l8	1262-2	2500.000	0.000	100.0#	0	-5.53#
48	l8	1262-3	2500.000	0.000	100.0#	0	-5.71#
49	l8	1262-4	2500.000	0.000	100.0#	0	-5.92#
50	l8	1262-5	2500.000	0.000	100.0#	0	-6.14#

Signal #2

4	l1	1016-1	2500.000	0.000	100.0#	0	-3.31#
5	l1	1016-2	2500.000	0.000	100.0#	0	-3.63#
6	l1	1016-3	2500.000	0.000	100.0#	0	-4.02#
7	l1	1016-4	2500.000	0.000	100.0#	0	-4.13#
8	l1	1016-5	2500.000	0.000	100.0#	0	-4.51#
9	l2	1260-1	2500.000	0.000	100.0#	0	-5.48#
10	l2	1260-2	2500.000	0.000	100.0#	0	-5.63#
11	l2	1260-3	2500.000	0.000	100.0#	0	-6.16#

Evaluate Continuing Calibration Report

Data Path : I:\Pest16\190409ICAL\
Data File : 16190409ical-33.d
Signal(s) : Signal #1: ECD1A.ch Signal #2: ECD2B.ch
Acq On : 9 Apr 2019 8:20 am
Operator : pest16:kb
Sample : cicv4268,42e,,9028
Misc : wg1224427,
ALS Vial : 32 Sample Multiplier: 1

Integration File signal 1: events.e
Integration File signal 2: events2.e
Quant Time: Apr 09 11:20:19 2019
Quant Method : I:\Pest16\190409ICAL\P16_pcb_04_09_19_ugL_ICAL.m
Quant Title : pcb
QLast Update : Tue Apr 09 11:18:38 2019
Response via : Initial Calibration
Integrator: ChemStation

Volume Inj. :
Signal #1 Phase : Signal #2 Phase:
Signal #1 Info : Signal #2 Info :

Min. RRF : 0.000 Min. Rel. Area : 50% Max. R.T. Dev 0.50min
Max. RRF Dev : 20% Max. Rel. Area : 150%

	Compound	Amount	Calc.	%Dev	Area%	Dev(Min)
12	l2 1260-4	2500.000	0.000	100.0#	0	-6.32#
13	l2 1260-5	2500.000	0.000	100.0#	0	-6.57#
15	l3 1221-2	2500.000	0.000	100.0#	0	-3.15#
16	l3 1221-3	2500.000	0.000	100.0#	0	-3.26#
17	l3 1221-4	2500.000	0.000	100.0#	0	-3.31#
18	l4 1254-1	2500.000	0.000	100.0#	0	-4.85#
19	l4 1254-2	2500.000	0.000	100.0#	0	-5.25#
20	l4 1254-3	2500.000	0.000	100.0#	0	-5.34#
21	l4 1254-4	2500.000	0.000	100.0#	0	-5.51#
22	l4 1254-5	2500.000	0.000	100.0#	0	-5.89#
35	l7 1248-1	2500.000	0.000	100.0#	0	-4.29#
36	l7 1248-2	2500.000	0.000	100.0#	0	-4.51#
37	l7 1248-3	2500.000	0.000	100.0#	0	-4.81#
38	l7 1248-4	2500.000	0.000	100.0#	0	-4.85#
39	l7 1248-5	2500.000	0.000	100.0#	0	-5.03#
41	l5 1232-1	2500.000	0.000	100.0#	0	-3.31#
42	l5 1232-2	2500.000	0.000	100.0#	0	-3.63#
43	l5 1232-3	2500.000	0.000	100.0#	0	-4.02#
44	l5 1232-4	2500.000	0.000	100.0#	0	-4.51#
45	l5 1232-5	2500.000	0.000	100.0#	0	-4.81#
46	l8 1262-1	2500.000	0.000	100.0#	0	-5.63#
47	l8 1262-2	2500.000	0.000	100.0#	0	-5.95#
48	l8 1262-3	2500.000	0.000	100.0#	0	-6.16#
49	l8 1262-4	2500.000	0.000	100.0#	0	-6.32#
50	l8 1262-5	2500.000	0.000	100.0#	0	-6.57#

(#) = Out of Range SPCC's out = 0 CCC's out = 0

Quantitation Report (QT Reviewed)

Data Path : I:\Pest16\190409ICAL\
Data File : 16190409ical-33.d
Signal(s) : Signal #1: ECD1A.ch Signal #2: ECD2B.ch
Acq On : 9 Apr 2019 8:20 am
Operator : pest16:kb
Sample : cicv4268,42e,,9028
Misc : wg1224427,
ALS Vial : 32 Sample Multiplier: 1

Integration File signal 1: events.e
Integration File signal 2: events2.e
Quant Time: Apr 09 11:20:19 2019
Quant Method : I:\Pest16\190409ICAL\P16_pcb_04_09_19_ugL_ICAL.m
Quant Title : pcb
QLast Update : Tue Apr 09 11:18:38 2019
Response via : Initial Calibration
Integrator: ChemStation

Volume Inj. :
Signal #1 Phase : Signal #2 Phase:
Signal #1 Info : Signal #2 Info :

Sub List : Default - All compounds listed

	Compound	RT#1	RT#2	Resp#1	Resp#2	ug/l	ug/l
	Internal Standards						
1) i	1660_1br2nb	2.272	2.298	730.5E6	1262.5E6	250.000	250.000
14) i	2154_1br2nb	2.272	2.298	730.5E6	1262.5E6	250.000	250.000
23) i	4268_1br2nb	2.272	2.298	730.5E6	1262.5E6	250.000	250.000
34) i	1248_1br2nb	2.272	2.298	730.5E6	1262.5E6	250.000	250.000
40) i	3262_1br2nb	2.272	2.298	730.5E6	1262.5E6	250.000	250.000
	System Monitoring Compounds						
2) s	2,4,5,6-Tetr	2.781	2.941	516.3E6	874.6E6	159.310	157.435
Spiked Amount	500.000 Range	30 - 150	Recovery	=		31.86%	31.49%
3) s	Decachlorobi	6.847	7.340	1141.4E6	1750.0E6	531.431	521.275
Spiked Amount	500.000 Range	30 - 150	Recovery	=		106.29%	104.25%
	Target Compounds						
4) l1	1016-1	0.000	0.000	0	0	N.D. d	N.D. d
5) l1	1016-2	0.000	0.000	0	0	N.D. d	N.D. d
6) l1	1016-3	0.000	0.000	0	0	N.D. d	N.D. d
7) l1	1016-4	0.000	0.000	0	0	N.D. d	N.D. d
8) l1	1016-5	0.000	0.000	0	0	N.D. d	N.D. d
Sum	1016-1			0	0	N.D.	N.D.
Average	1016-1					0.000	0.000
9) l2	1260-1	0.000	0.000	0	0	N.D. d	N.D. d
10) l2	1260-2	0.000	0.000	0	0	N.D. d	N.D. d
11) l2	1260-3	0.000	0.000	0	0	N.D. d	N.D. d
12) l2	1260-4	0.000	0.000	0	0	N.D. d	N.D. d
13) l2	1260-5	0.000	0.000	0	0	N.D. d	N.D. d
Sum	1260-1			0	0	N.D.	N.D.
Average	1260-1					0.000	0.000
15) l3	1221-2	0.000	0.000	0	0	N.D. d	N.D. d
16) l3	1221-3	0.000	0.000	0	0	N.D. d	N.D. d
17) l3	1221-4	0.000	0.000	0	0	N.D. d	N.D. d

Quantitation Report (QT Reviewed)

Data Path : I:\Pest16\190409ICAL\
Data File : 16190409ical-33.d
Signal(s) : Signal #1: ECD1A.ch Signal #2: ECD2B.ch
Acq On : 9 Apr 2019 8:20 am
Operator : pest16:kb
Sample : cicv4268,42e,,9028
Misc : wg1224427,
ALS Vial : 32 Sample Multiplier: 1

Integration File signal 1: events.e
Integration File signal 2: events2.e
Quant Time: Apr 09 11:20:19 2019
Quant Method : I:\Pest16\190409ICAL\P16_pcb_04_09_19_ugL_ICAL.m
Quant Title : pcb
QLast Update : Tue Apr 09 11:18:38 2019
Response via : Initial Calibration
Integrator: ChemStation

Volume Inj. :
Signal #1 Phase : Signal #2 Phase:
Signal #1 Info : Signal #2 Info :

Sub List : Default - All compounds listed

	Compound	RT#1	RT#2	Resp#1	Resp#2	ug/l	ug/l
Sum	1221-2			0	0	N.D.	N.D.
Average	1221-2					0.000	0.000
18) l4	1254-1	0.000	0.000	0	0	N.D. d	N.D. d
19) l4	1254-2	0.000	0.000	0	0	N.D. d	N.D. d
20) l4	1254-3	0.000	0.000	0	0	N.D. d	N.D. d
21) l4	1254-4	0.000	0.000	0	0	N.D. d	N.D. d
22) l4	1254-5	0.000	0.000	0	0	N.D. d	N.D. d
Sum	1254-1			0	0	N.D.	N.D.
Average	1254-1					0.000	0.000
24) l6	1242-1	3.031	3.306	97019693	161.6E6	2539.478	2498.408
25) l6	1242-2	3.293	3.630	212.7E6	386.3E6	2502.146	2533.097
26) l6	1242-3	3.660	4.020	266.9E6	446.1E6	2641.065	2662.887
27) l6	1242-4	4.097	4.511	146.1E6	244.0E6	2473.046	2629.722
28) l6	1242-5	4.431	4.810	150.4E6	209.9E6	2632.007	2726.566
Sum	1242-1			873.1E6	1447.9E6	12787.742	13050.681
Average	1242-1					2557.548	2610.136
29) l9	1268-1	6.139	6.562	930.3E6	1383.3E6	2538.906	2541.310
30) l9	1268-2	6.166	6.594	882.2E6	1528.8E6	2281.811	2280.455
31) l9	1268-3	6.298	6.766	723.3E6	1154.7E6	2869.005	2899.351
32) l9	1268-4	6.532	6.947	305.4E6	454.7E6	2543.366	2501.890
33) l9	1268-5	6.721	7.166	2077.0E6	3393.9E6	2995.429	3000.803
Sum	1268-1			4918.2E6	7915.5E6	13228.516	13223.811
Average	1268-1					2645.703	2644.762
35) l7	1248-1	0.000	0.000	0	0	N.D. d	N.D. d
36) l7	1248-2	0.000	0.000	0	0	N.D. d	N.D. d
37) l7	1248-3	0.000	0.000	0	0	N.D. d	N.D. d
38) l7	1248-4	0.000	0.000	0	0	N.D. d	N.D. d
39) l7	1248-5	0.000	0.000	0	0	N.D. d	N.D. d
Sum	1248-1			0	0	N.D.	N.D.

Quantitation Report (QT Reviewed)

Data Path : I:\Pest16\190409ICAL\
Data File : 16190409ical-33.d
Signal(s) : Signal #1: ECD1A.ch Signal #2: ECD2B.ch
Acq On : 9 Apr 2019 8:20 am
Operator : pest16:kb
Sample : cicv4268,42e,,9028
Misc : wg1224427,
ALS Vial : 32 Sample Multiplier: 1

Integration File signal 1: events.e
Integration File signal 2: events2.e
Quant Time: Apr 09 11:20:19 2019
Quant Method : I:\Pest16\190409ICAL\P16_pcb_04_09_19_ugL_ICAL.m
Quant Title : pcb
QLast Update : Tue Apr 09 11:18:38 2019
Response via : Initial Calibration
Integrator: ChemStation

Volume Inj. :
Signal #1 Phase : Signal #2 Phase:
Signal #1 Info : Signal #2 Info :

Sub List : Default - All compounds listed

	Compound	RT#1	RT#2	Resp#1	Resp#2	ug/l	ug/l
Average	1248-1					0.000	0.000
41) l5	1232-1	0.000	0.000	0	0	N.D. d	N.D. d
42) l5	1232-2	0.000	0.000	0	0	N.D. d	N.D. d
43) l5	1232-3	0.000	0.000	0	0	N.D. d	N.D. d
44) l5	1232-4	0.000	0.000	0	0	N.D. d	N.D. d
45) l5	1232-5	0.000	0.000	0	0	N.D. d	N.D. d
Sum	1232-1			0	0	N.D.	N.D.
Average	1232-1					0.000	0.000
46) l8	1262-1	0.000	0.000	0	0	N.D. d	N.D. d
47) l8	1262-2	0.000	0.000	0	0	N.D. d	N.D. d
48) l8	1262-3	0.000	0.000	0	0	N.D. d	N.D. d
49) l8	1262-4	0.000	0.000	0	0	N.D. d	N.D. d
50) l8	1262-5	0.000	0.000	0	0	N.D. d	N.D. d
Sum	1262-1			0	0	N.D.	N.D.
Average	1262-1					0.000	0.000

SemiQuant Compounds - Not Calibrated on this Instrument

Sum	1262-1			0	0	N.D.	N.D.
Average	1262-1					0.000	0.000

(f)=RT Delta > 1/2 Window (D)=Amounts differ by > 40% (m)=manual int.
(#)=Recovery Exceeds Compound Acceptance Limits.
(I,C,F) I=Interference, C=Coelluting Calibration Peak, F=Fails CC Criteria.

Sub List : Default - All compounds listed Reviewed)

Data Path : I:\Pest16\190409ICAL\
Data File : 16190409ical-33.d
Signal(s) : Signal #1: ECD1A.ch Signal #2: ECD2B.ch
Acq On : 9 Apr 2019 8:20 am
Operator : pest16:kb
Sample : cicv4268,42e,,9028
Misc : wg1224427,
ALS Vial : 32 Sample Multiplier: 1

Integration File signal 1: events.e
Integration File signal 2: events2.e
Quant Time: Apr 09 11:20:19 2019
Quant Method : I:\Pest16\190409ICAL\P16_pcb_04_09_19_ugL_ICAL.m
Quant Title : pcb
QLast Update : Tue Apr 09 11:18:38 2019
Response via : Initial Calibration
Integrator: ChemStation

Volume Inj. :
Signal #1 Phase : Signal #2 Phase:
Signal #1 Info : Signal #2 Info :

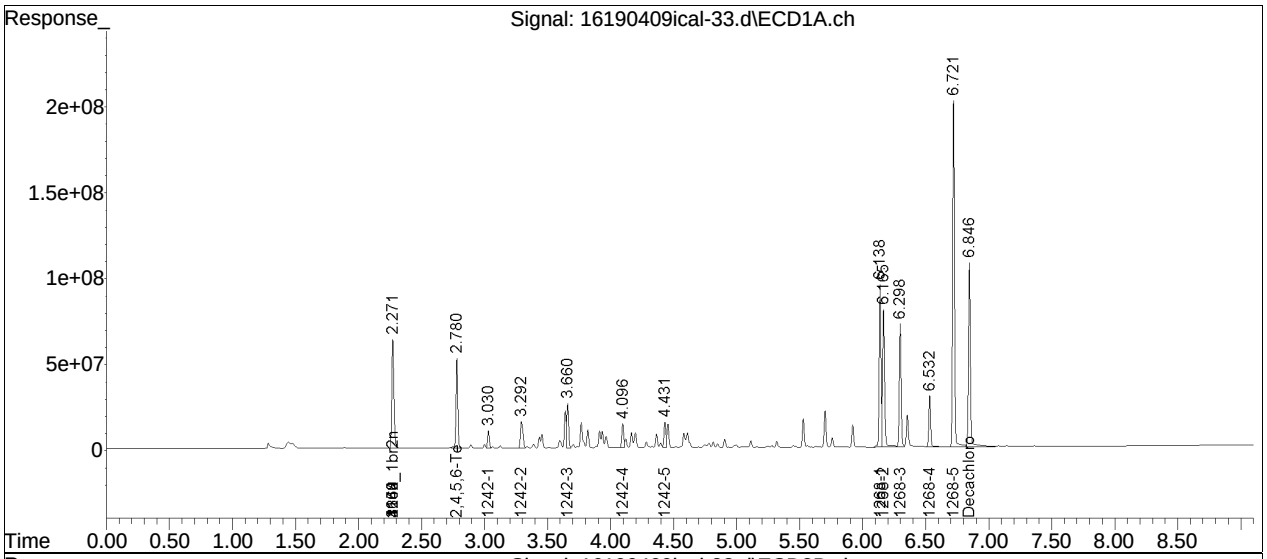

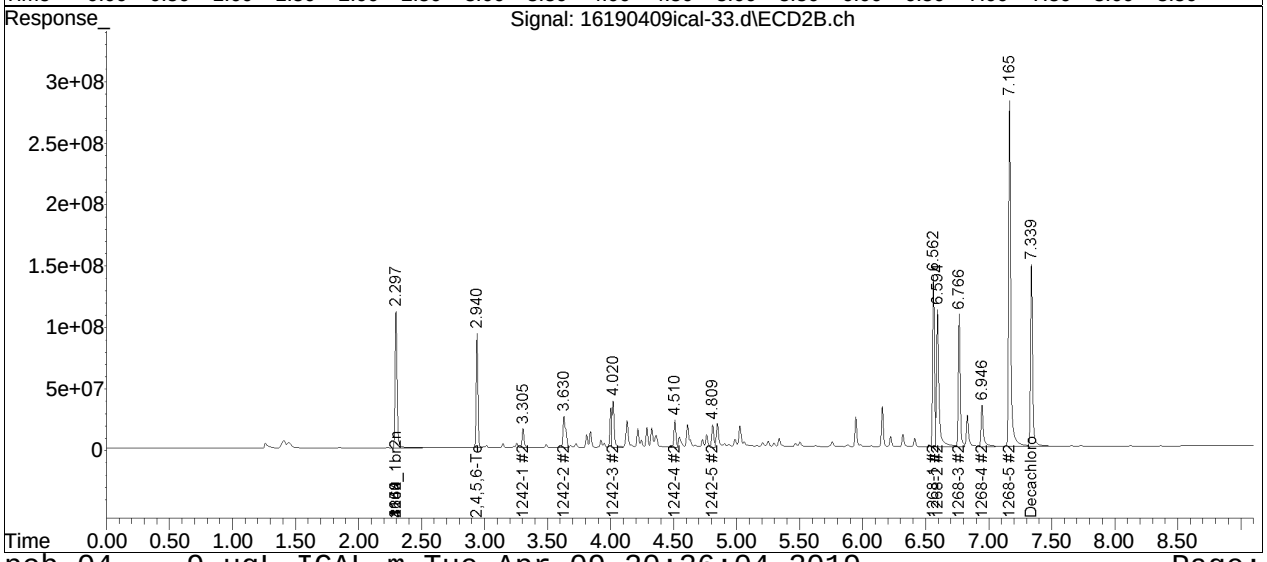

Manual Integration Report

Data Path	: I:\Pest16\190409ICAL\	QMethod	: P16_pcb_04_09_19_ugL_ICA
Data File	: 16190409ical-33.d	Operator	: pest16:kb
Date Inj'd	: 4/9/2019 8:20 am	Instrument	: PEST16
Sample	: cicv4268,42e,,9028	Quant Date	: 4/9/2019 11:19 am

There are no manual integrations or false positives in this file.

Evaluate Continuing Calibration Report

Data Path : I:\Pest16\190409ICAL\
Data File : 16190409ical-34.d
Signal(s) : Signal #1: ECD1A.ch Signal #2: ECD2B.ch
Acq On : 9 Apr 2019 8:33 am
Operator : pest16:kb
Sample : cicv3262,42e,,9029
Misc : wg1224427,
ALS Vial : 33 Sample Multiplier: 1

Integration File signal 1: events.e
Integration File signal 2: events2.e
Quant Time: Apr 09 11:35:05 2019
Quant Method : I:\Pest16\190409ICAL\P16_pcb_04_09_19_ugL_ICAL.m
Quant Title : pcb
QLast Update : Tue Apr 09 11:33:43 2019
Response via : Initial Calibration
Integrator: ChemStation

Volume Inj. :
Signal #1 Phase : Signal #2 Phase:
Signal #1 Info : Signal #2 Info :

Min. RRF : 0.000 Min. Rel. Area : 50% Max. R.T. Dev 0.50min
Max. RRF Dev : 20% Max. Rel. Area : 150%

		Compound	Amount	Calc.	%Dev	Area%	Dev(Min)
1	i	1660_1br2nb	250.000	250.000	0.0	96	0.00
2	s	2,4,5,6-Tetrachloro-m-xylen	160.000	162.182	-1.4	95	0.00
3	s	Decachlorobiphenyl	320.000	326.769	-2.1	95	0.00
14	i	2154_1br2nb	250.000	250.000	0.0	95	0.00
23	i	4268_1br2nb	250.000	250.000	0.0	114	0.00
34	i	1248_1br2nb	250.000	250.000	0.0	92	0.00
40	i	3262_1br2nb	250.000	250.000	0.0	90	0.00
41	l5	1232-1	2500.000	2527.764	-1.1	91	0.00
42	l5	1232-2	2500.000	2296.425	8.1	85	0.00
43	l5	1232-3	2500.000	2346.422	6.1	83	0.00
44	l5	1232-4	2500.000	2169.595	13.2	81	0.00
45	l5	1232-5	2500.000	2301.385	7.9	81	0.00
46	l8	1262-1	2500.000	2529.959	-1.2	89	0.00
47	l8	1262-2	2500.000	2534.152	-1.4	89	0.00
48	l8	1262-3	2500.000	2509.807	-0.4	87	0.00
49	l8	1262-4	2500.000	2661.149	-6.4	90	0.00
50	l8	1262-5	2500.000	2506.095	-0.2	87	0.00

Signal #2

1	i	1660_1br2nb	250.000	250.000	0.0	95	0.00
2	s	2,4,5,6-Tetrachloro-m-xyl	160.000	163.774	-2.4	96	0.00
3	s	Decachlorobiphenyl	320.000	325.686	-1.8	98	0.00
14	i	2154_1br2nb	250.000	250.000	0.0	94	0.00

Evaluate Continuing Calibration Report

Data Path : I:\Pest16\190409ICAL\
Data File : 16190409ical-34.d
Signal(s) : Signal #1: ECD1A.ch Signal #2: ECD2B.ch
Acq On : 9 Apr 2019 8:33 am
Operator : pest16:kb
Sample : cicv3262,42e,,9029
Misc : wg1224427,
ALS Vial : 33 Sample Multiplier: 1

Integration File signal 1: events.e
Integration File signal 2: events2.e
Quant Time: Apr 09 11:35:05 2019
Quant Method : I:\Pest16\190409ICAL\P16_pcb_04_09_19_ugL_ICAL.m
Quant Title : pcb
QLast Update : Tue Apr 09 11:33:43 2019
Response via : Initial Calibration
Integrator: ChemStation

Volume Inj. :
Signal #1 Phase : Signal #2 Phase:
Signal #1 Info : Signal #2 Info :

Min. RRF : 0.000 Min. Rel. Area : 50% Max. R.T. Dev 0.50min
Max. RRF Dev : 20% Max. Rel. Area : 150%

		Compound	Amount	Calc.	%Dev	Area%	Dev(Min)
23	i	4268_1br2nb	250.000	250.000	0.0	115	0.00
34	i	1248_1br2nb	250.000	250.000	0.0	92	0.00
40	i	3262_1br2nb	250.000	250.000	0.0	90	0.00
41	l5	1232-1	2500.000	2522.340	-0.9	91	0.00
42	l5	1232-2	2500.000	2355.284	5.8	86	0.00
43	l5	1232-3	2500.000	2388.440	4.5	85	0.00
44	l5	1232-4	2500.000	2409.149	3.6	82	0.00
45	l5	1232-5	2500.000	2412.098	3.5	84	0.00
46	l8	1262-1	2500.000	2508.154	-0.3	91	0.00
47	l8	1262-2	2500.000	2599.574	-4.0	90	0.00
48	l8	1262-3	2500.000	2535.276	-1.4	88	0.00
49	l8	1262-4	2500.000	2627.635	-5.1	89	0.00
50	l8	1262-5	2500.000	2533.016	-1.3	87	0.00

Evaluate Continuing Calibration Report - Not Founds

4	l1	1016-1	2500.000	0.000	100.0#	0	-3.03#
5	l1	1016-2	2500.000	0.000	100.0#	0	-3.29#
6	l1	1016-3	2500.000	0.000	100.0#	0	-3.66#
7	l1	1016-4	2500.000	0.000	100.0#	0	-3.77#
8	l1	1016-5	2500.000	0.000	100.0#	0	-4.10#
9	l2	1260-1	2500.000	0.000	100.0#	0	-5.04#
10	l2	1260-2	2500.000	0.000	100.0#	0	-5.25#
11	l2	1260-3	2500.000	0.000	100.0#	0	-5.71#
12	l2	1260-4	2500.000	0.000	100.0#	0	-5.92#
13	l2	1260-5	2500.000	0.000	100.0#	0	-6.12#
15	l3	1221-2	2500.000	0.000	100.0#	0	-2.90#
16	l3	1221-3	2500.000	0.000	100.0#	0	-3.00#
17	l3	1221-4	2500.000	0.000	100.0#	0	-3.03#

Evaluate Continuing Calibration Report

Data Path : I:\Pest16\190409ICAL\
Data File : 16190409ical-34.d
Signal(s) : Signal #1: ECD1A.ch Signal #2: ECD2B.ch
Acq On : 9 Apr 2019 8:33 am
Operator : pest16:kb
Sample : cicv3262,42e,,9029
Misc : wg1224427,
ALS Vial : 33 Sample Multiplier: 1

Integration File signal 1: events.e
Integration File signal 2: events2.e
Quant Time: Apr 09 11:35:05 2019
Quant Method : I:\Pest16\190409ICAL\P16_pcb_04_09_19_ugL_ICAL.m
Quant Title : pcb
QLast Update : Tue Apr 09 11:33:43 2019
Response via : Initial Calibration
Integrator: ChemStation

Volume Inj. :
Signal #1 Phase : Signal #2 Phase:
Signal #1 Info : Signal #2 Info :

Min. RRF : 0.000 Min. Rel. Area : 50% Max. R.T. Dev 0.50min
Max. RRF Dev : 20% Max. Rel. Area : 150%

	Compound	Amount	Calc.	%Dev	Area%	Dev(Min)
18	l4 1254-1	2500.000	0.000	100.0#	0	-4.40#
19	l4 1254-2	2500.000	0.000	100.0#	0	-4.82#
20	l4 1254-3	2500.000	0.000	100.0#	0	-4.91#
21	l4 1254-4	2500.000	0.000	100.0#	0	-5.12#
22	l4 1254-5	2500.000	0.000	100.0#	0	-5.46#
24	l6 1242-1	2500.000	0.000	100.0#	0	-3.03#
25	l6 1242-2	2500.000	0.000	100.0#	0	-3.29#
26	l6 1242-3	2500.000	0.000	100.0#	0	-3.66#
27	l6 1242-4	2500.000	0.000	100.0#	0	-4.10#
28	l6 1242-5	2500.000	0.000	100.0#	0	-4.43#
29	l9 1268-1	2500.000	0.000	100.0#	0	-6.14#
30	l9 1268-2	2500.000	0.000	100.0#	0	-6.17#
31	l9 1268-3	2500.000	0.000	100.0#	0	-6.30#
32	l9 1268-4	2500.000	0.000	100.0#	0	-6.54#
33	l9 1268-5	2500.000	0.000	100.0#	0	-6.73#
35	l7 1248-1	2500.000	0.000	100.0#	0	-3.92#
36	l7 1248-2	2500.000	0.000	100.0#	0	-4.10#
37	l7 1248-3	2500.000	0.000	100.0#	0	-4.43#
38	l7 1248-4	2500.000	0.000	100.0#	0	-4.46#
39	l7 1248-5	2500.000	0.000	100.0#	0	-4.61#

Signal #2

4	l1 1016-1	2500.000	0.000	100.0#	0	-3.31#
5	l1 1016-2	2500.000	0.000	100.0#	0	-3.63#
6	l1 1016-3	2500.000	0.000	100.0#	0	-4.02#
7	l1 1016-4	2500.000	0.000	100.0#	0	-4.13#
8	l1 1016-5	2500.000	0.000	100.0#	0	-4.51#
9	l2 1260-1	2500.000	0.000	100.0#	0	-5.48#
10	l2 1260-2	2500.000	0.000	100.0#	0	-5.63#
11	l2 1260-3	2500.000	0.000	100.0#	0	-6.16#

Evaluate Continuing Calibration Report

Data Path : I:\Pest16\190409ICAL\
Data File : 16190409ical-34.d
Signal(s) : Signal #1: ECD1A.ch Signal #2: ECD2B.ch
Acq On : 9 Apr 2019 8:33 am
Operator : pest16:kb
Sample : cicv3262,42e,,9029
Misc : wg1224427,
ALS Vial : 33 Sample Multiplier: 1

Integration File signal 1: events.e
Integration File signal 2: events2.e
Quant Time: Apr 09 11:35:05 2019
Quant Method : I:\Pest16\190409ICAL\P16_pcb_04_09_19_ugL_ICAL.m
Quant Title : pcb
QLast Update : Tue Apr 09 11:33:43 2019
Response via : Initial Calibration
Integrator: ChemStation

Volume Inj. :
Signal #1 Phase : Signal #2 Phase:
Signal #1 Info : Signal #2 Info :

Min. RRF : 0.000 Min. Rel. Area : 50% Max. R.T. Dev 0.50min
Max. RRF Dev : 20% Max. Rel. Area : 150%

	Compound	Amount	Calc.	%Dev	Area%	Dev(Min)
12 l2	1260-4	2500.000	0.000	100.0#	0	-6.32#
13 l2	1260-5	2500.000	0.000	100.0#	0	-6.57#
15 l3	1221-2	2500.000	0.000	100.0#	0	-3.15#
16 l3	1221-3	2500.000	0.000	100.0#	0	-3.26#
17 l3	1221-4	2500.000	0.000	100.0#	0	-3.31#
18 l4	1254-1	2500.000	0.000	100.0#	0	-4.85#
19 l4	1254-2	2500.000	0.000	100.0#	0	-5.25#
20 l4	1254-3	2500.000	0.000	100.0#	0	-5.34#
21 l4	1254-4	2500.000	0.000	100.0#	0	-5.51#
22 l4	1254-5	2500.000	0.000	100.0#	0	-5.89#
24 l6	1242-1	2500.000	0.000	100.0#	0	-3.31#
25 l6	1242-2	2500.000	0.000	100.0#	0	-3.63#
26 l6	1242-3	2500.000	0.000	100.0#	0	-4.02#
27 l6	1242-4	2500.000	0.000	100.0#	0	-4.51#
28 l6	1242-5	2500.000	0.000	100.0#	0	-4.81#
29 l9	1268-1	2500.000	0.000	100.0#	0	-6.57#
30 l9	1268-2	2500.000	0.000	100.0#	0	-6.60#
31 l9	1268-3	2500.000	0.000	100.0#	0	-6.77#
32 l9	1268-4	2500.000	0.000	100.0#	0	-6.95#
33 l9	1268-5	2500.000	0.000	100.0#	0	-7.17#
35 l7	1248-1	2500.000	0.000	100.0#	0	-4.29#
36 l7	1248-2	2500.000	0.000	100.0#	0	-4.51#
37 l7	1248-3	2500.000	0.000	100.0#	0	-4.81#
38 l7	1248-4	2500.000	0.000	100.0#	0	-4.85#
39 l7	1248-5	2500.000	0.000	100.0#	0	-5.03#

(#) = Out of Range SPCC's out = 0 CCC's out = 0

Quantitation Report (QT Reviewed)

Data Path : I:\Pest16\190409ICAL\
Data File : 16190409ical-34.d
Signal(s) : Signal #1: ECD1A.ch Signal #2: ECD2B.ch
Acq On : 9 Apr 2019 8:33 am
Operator : pest16:kb
Sample : cicv3262,42e,,9029
Misc : wg1224427,
ALS Vial : 33 Sample Multiplier: 1

Integration File signal 1: events.e
Integration File signal 2: events2.e
Quant Time: Apr 09 11:35:05 2019
Quant Method : I:\Pest16\190409ICAL\P16_pcb_04_09_19_ugL_ICAL.m
Quant Title : pcb
QLast Update : Tue Apr 09 11:33:43 2019
Response via : Initial Calibration
Integrator: ChemStation

Volume Inj. :
Signal #1 Phase : Signal #2 Phase:
Signal #1 Info : Signal #2 Info :

Sub List : Default - All compounds listed

	Compound	RT#1	RT#2	Resp#1	Resp#2	ug/l	ug/l
	Internal Standards						
1) i	1660_1br2nb	2.271	2.296	751.0E6	1289.9E6	250.000	250.000
14) i	2154_1br2nb	2.271	2.296	751.0E6	1289.9E6	250.000	250.000
23) i	4268_1br2nb	2.271	2.296	751.0E6	1289.9E6	250.000	250.000
34) i	1248_1br2nb	2.271	2.296	751.0E6	1289.9E6	250.000	250.000
40) i	3262_1br2nb	2.271	2.296	751.0E6	1289.9E6	250.000	250.000
	System Monitoring Compounds						
2) s	2,4,5,6-Tetr	2.780	2.940	540.4E6	929.5E6	162.182	163.774
	Spiked Amount 500.000 Range 30 - 150 Recovery =					32.44%	32.75%
3) s	Decachlorobi	6.848	7.340	721.5E6	1117.1E6	326.769	325.686
	Spiked Amount 500.000 Range 30 - 150 Recovery =					65.35%	65.14%
	Target Compounds						
4) l1	1016-1	0.000	0.000	0	0	N.D. d	N.D. d
5) l1	1016-2	0.000	0.000	0	0	N.D. d	N.D. d
6) l1	1016-3	0.000	0.000	0	0	N.D. d	N.D. d
7) l1	1016-4	0.000	0.000	0	0	N.D. d	N.D. d
8) l1	1016-5	0.000	0.000	0	0	N.D. d	N.D. d
	Sum 1016-1			0	0	N.D.	N.D.
	Average 1016-1					0.000	0.000
9) l2	1260-1	0.000	0.000	0	0	N.D. d	N.D. d
10) l2	1260-2	0.000	0.000	0	0	N.D. d	N.D. d
11) l2	1260-3	0.000	0.000	0	0	N.D. d	N.D. d
12) l2	1260-4	0.000	0.000	0	0	N.D. d	N.D. d
13) l2	1260-5	0.000	0.000	0	0	N.D. d	N.D. d
	Sum 1260-1			0	0	N.D.	N.D.
	Average 1260-1					0.000	0.000
15) l3	1221-2	0.000	0.000	0	0	N.D. d	N.D. d
16) l3	1221-3	0.000	0.000	0	0	N.D. d	N.D. d
17) l3	1221-4	0.000	0.000	0	0	N.D. d	N.D. d

Quantitation Report (QT Reviewed)

Data Path : I:\Pest16\190409ICAL\
Data File : 16190409ical-34.d
Signal(s) : Signal #1: ECD1A.ch Signal #2: ECD2B.ch
Acq On : 9 Apr 2019 8:33 am
Operator : pest16:kb
Sample : cicv3262,42e,,9029
Misc : wg1224427,
ALS Vial : 33 Sample Multiplier: 1

Integration File signal 1: events.e
Integration File signal 2: events2.e
Quant Time: Apr 09 11:35:05 2019
Quant Method : I:\Pest16\190409ICAL\P16_pcb_04_09_19_ugL_ICAL.m
Quant Title : pcb
QLast Update : Tue Apr 09 11:33:43 2019
Response via : Initial Calibration
Integrator: ChemStation

Volume Inj. :
Signal #1 Phase : Signal #2 Phase:
Signal #1 Info : Signal #2 Info :

Sub List : Default - All compounds listed

	Compound	RT#1	RT#2	Resp#1	Resp#2	ug/l	ug/l
Sum	1221-2			0	0	N.D.	N.D.
Average	1221-2					0.000	0.000
18) l4	1254-1	0.000	0.000	0	0	N.D. d	N.D. d
19) l4	1254-2	0.000	0.000	0	0	N.D. d	N.D. d
20) l4	1254-3	0.000	0.000	0	0	N.D. d	N.D. d
21) l4	1254-4	0.000	0.000	0	0	N.D. d	N.D. d
22) l4	1254-5	0.000	0.000	0	0	N.D. d	N.D. d
Sum	1254-1			0	0	N.D.	N.D.
Average	1254-1					0.000	0.000
24) l6	1242-1	0.000	0.000	0	0	N.D. d	N.D. d
25) l6	1242-2	0.000	0.000	0	0	N.D. d	N.D. d
26) l6	1242-3	0.000	0.000	0	0	N.D. d	N.D. d
27) l6	1242-4	0.000	0.000	0	0	N.D. d	N.D. d
28) l6	1242-5	0.000	0.000	0	0	N.D. d	N.D. d
Sum	1242-1			0	0	N.D.	N.D.
Average	1242-1					0.000	0.000
29) l9	1268-1	0.000	0.000	0	0	N.D. d	N.D. d
30) l9	1268-2	0.000	0.000	0	0	N.D. d	N.D. d
31) l9	1268-3	0.000	0.000	0	0	N.D. d	N.D. d
32) l9	1268-4	0.000	0.000	0	0	N.D. d	N.D. d
33) l9	1268-5	0.000	0.000	0	0	N.D. d	N.D. d
Sum	1268-1			0	0	N.D.	N.D.
Average	1268-1					0.000	0.000
35) l7	1248-1	0.000	0.000	0	0	N.D. d	N.D. d
36) l7	1248-2	0.000	0.000	0	0	N.D. d	N.D. d
37) l7	1248-3	0.000	0.000	0	0	N.D. d	N.D. d
38) l7	1248-4	0.000	0.000	0	0	N.D. d	N.D. d
39) l7	1248-5	0.000	0.000	0	0	N.D. d	N.D. d
Sum	1248-1			0	0	N.D.	N.D.

Quantitation Report (QT Reviewed)

Data Path : I:\Pest16\190409ICAL\
Data File : 16190409ical-34.d
Signal(s) : Signal #1: ECD1A.ch Signal #2: ECD2B.ch
Acq On : 9 Apr 2019 8:33 am
Operator : pest16:kb
Sample : cicv3262,42e,,9029
Misc : wg1224427,
ALS Vial : 33 Sample Multiplier: 1

Integration File signal 1: events.e
Integration File signal 2: events2.e
Quant Time: Apr 09 11:35:05 2019
Quant Method : I:\Pest16\190409ICAL\P16_pcb_04_09_19_ugL_ICAL.m
Quant Title : pcb
QLast Update : Tue Apr 09 11:33:43 2019
Response via : Initial Calibration
Integrator: ChemStation

Volume Inj. :
Signal #1 Phase : Signal #2 Phase:
Signal #1 Info : Signal #2 Info :

Sub List : Default - All compounds listed

	Compound	RT#1	RT#2	Resp#1	Resp#2	ug/l	ug/l
Average	1248-1					0.000	0.000
41) l5	1232-1	3.030	3.305	148.2E6	248.2E6	2527.764	2522.340
42) l5	1232-2	3.293	3.630	128.6E6	241.0E6	2296.425	2355.284
43) l5	1232-3	3.659	4.020	159.5E6	264.8E6	2346.422	2388.440
44) l5	1232-4	4.096	4.511	78682853	131.1E6	2169.595	2409.149
45) l5	1232-5	4.431	4.811	80398964	108.7E6	2301.385	2412.098
Sum	1232-1			595.4E6	993.8E6	11641.590	12087.311
Average	1232-1					2328.318	2417.462
46) l8	1262-1	5.244	5.627	388.5E6	547.9E6	2529.959	2508.154
47) l8	1262-2	5.530	5.947	488.4E6	772.3E6	2534.152	2599.574
48) l8	1262-3	5.707	6.154	436.2E6	676.7E6	2509.807	2535.276
49) l8	1262-4	5.921	6.321	967.0E6	1352.1E6	2661.149	2627.635
50) l8	1262-5	6.139	6.566	339.0E6	820.2E6	2506.095	2533.016
Sum	1262-1			2619.1E6	4169.2E6	12741.162	12803.656
Average	1262-1					2548.232	2560.731

SemiQuant Compounds - Not Calibrated on this Instrument

Sum	1262-1			2619.1E6	4169.2E6	12741.162	12803.656
Average	1262-1					2548.232	2560.731

(f)=RT Delta > 1/2 Window (D)=Amounts differ by > 40% (m)=manual int.
(#)=Recovery Exceeds Compound Acceptance Limits.
(I,C,F) I=Interference, C=Coelluting Calibration Peak, F=Fails CC Criteria.

Sub List : Default - All compounds listed Reviewed)

Data Path : I:\Pest16\190409ICAL\
Data File : 16190409ical-34.d
Signal(s) : Signal #1: ECD1A.ch Signal #2: ECD2B.ch
Acq On : 9 Apr 2019 8:33 am
Operator : pest16:kb
Sample : cicv3262,42e,,9029
Misc : wg1224427,
ALS Vial : 33 Sample Multiplier: 1

Integration File signal 1: events.e
Integration File signal 2: events2.e
Quant Time: Apr 09 11:35:05 2019
Quant Method : I:\Pest16\190409ICAL\P16_pcb_04_09_19_ugL_ICAL.m
Quant Title : pcb
QLast Update : Tue Apr 09 11:33:43 2019
Response via : Initial Calibration
Integrator: ChemStation

Volume Inj. :
Signal #1 Phase : Signal #2 Phase:
Signal #1 Info : Signal #2 Info :

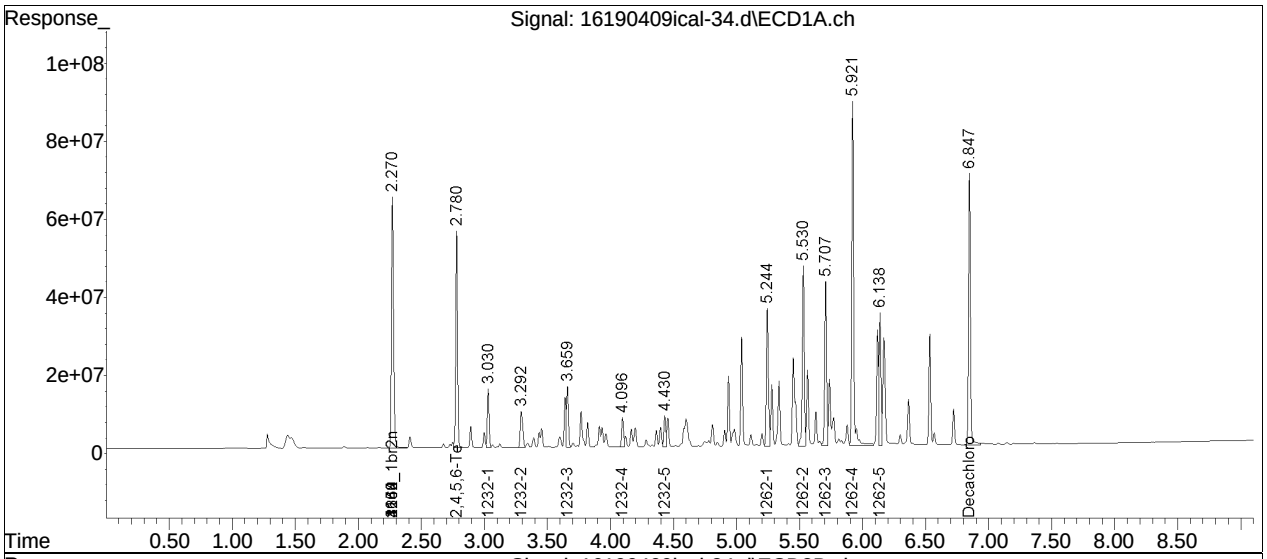

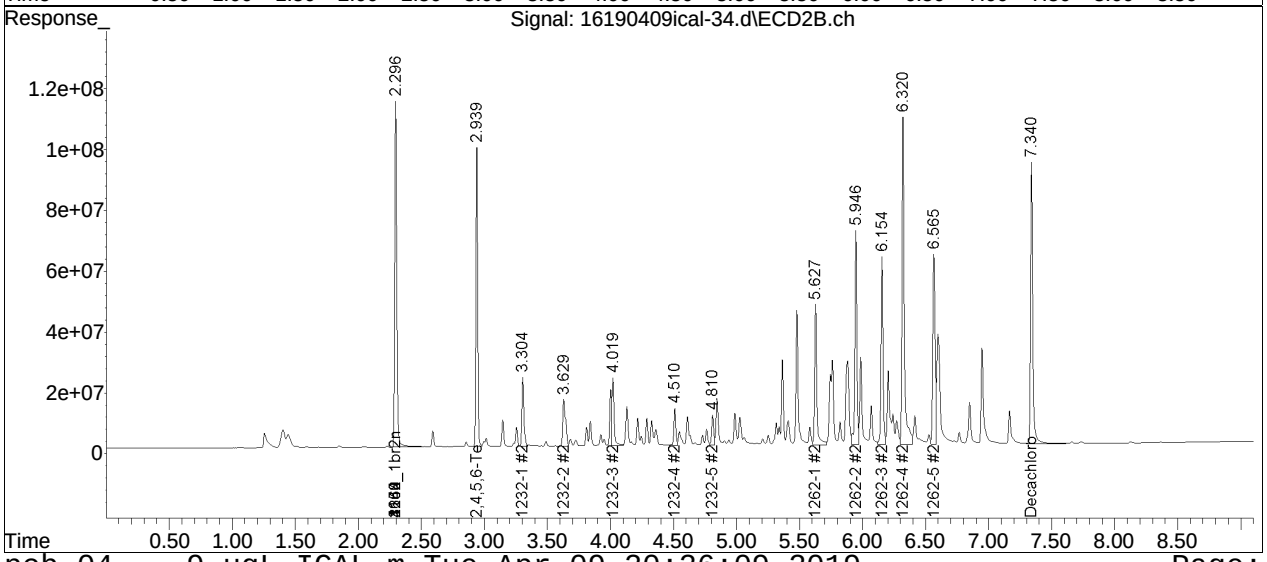

Manual Integration Report

Data Path	: I:\Pest16\190409ICAL\	QMethod	: P16_pcb_04_09_19_ugL_ICA
Data File	: 16190409ical-34.d	Operator	: pest16:kb
Date Inj'd	: 4/9/2019 8:33 am	Instrument	: PEST16
Sample	: cicv3262,42e,,9029	Quant Date	: 4/9/2019 11:34 am

There are no manual integrations or false positives in this file.

Evaluate Continuing Calibration Report

Data Path : I:\Pest16\190409ICAL\
Data File : 16190409ical-35.d
Signal(s) : Signal #1: ECD1A.ch Signal #2: ECD2B.ch
Acq On : 9 Apr 2019 8:45 am
Operator : pest16:kb
Sample : cicv1248,42e,,9030
Misc : wg1224427,
ALS Vial : 34 Sample Multiplier: 1

Integration File signal 1: events.e
Integration File signal 2: events2.e
Quant Time: Apr 09 11:46:46 2019
Quant Method : I:\Pest16\190409ICAL\P16_pcb_04_09_19_ugL_ICAL.m
Quant Title : pcb
QLast Update : Tue Apr 09 11:45:14 2019
Response via : Initial Calibration
Integrator: ChemStation

Volume Inj. :
Signal #1 Phase : Signal #2 Phase:
Signal #1 Info : Signal #2 Info :

Min. RRF : 0.000 Min. Rel. Area : 50% Max. R.T. Dev 0.50min
Max. RRF Dev : 20% Max. Rel. Area : 150%

		Compound	Amount	Calc.	%Dev	Area%	Dev(Min)
1	i	1660_1br2nb	250.000	250.000	0.0	95	0.00
2	s	2,4,5,6-Tetrachloro-m-xylen	160.000	154.160	3.7	90	0.00
3	s	Decachlorobiphenyl	320.000	313.501	2.0	90	0.00
14	i	2154_1br2nb	250.000	250.000	0.0	95	0.00
23	i	4268_1br2nb	250.000	250.000	0.0	113	0.00
34	i	1248_1br2nb	250.000	250.000	0.0	91	0.00
35	l7	1248-1	2500.000	2369.204	5.2	90	0.00
36	l7	1248-2	2500.000	2411.581	3.5	90	0.00
37	l7	1248-3	2500.000	2527.274	-1.1	94	0.00
38	l7	1248-4	2500.000	2623.818	-5.0	96	0.00
39	l7	1248-5	2500.000	2514.658	-0.6	92	0.00
40	i	3262_1br2nb	250.000	250.000	0.0	90	0.00

Signal #2

1	i	1660_1br2nb	250.000	250.000	0.0	94	0.00
2	s	2,4,5,6-Tetrachloro-m-xyl	160.000	155.891	2.6	90	0.00
3	s	Decachlorobiphenyl	320.000	305.306	4.6	91	0.00
14	i	2154_1br2nb	250.000	250.000	0.0	94	0.00
23	i	4268_1br2nb	250.000	250.000	0.0	115	0.00
34	i	1248_1br2nb	250.000	250.000	0.0	91	0.00
35	l7	1248-1	2500.000	2414.461	3.4	91	0.00
36	l7	1248-2	2500.000	2474.239	1.0	91	0.00

Evaluate Continuing Calibration Report

Data Path : I:\Pest16\190409ICAL\
Data File : 16190409ical-35.d
Signal(s) : Signal #1: ECD1A.ch Signal #2: ECD2B.ch
Acq On : 9 Apr 2019 8:45 am
Operator : pest16:kb
Sample : cicv1248,42e,,9030
Misc : wg1224427,
ALS Vial : 34 Sample Multiplier: 1

Integration File signal 1: events.e
Integration File signal 2: events2.e
Quant Time: Apr 09 11:46:46 2019
Quant Method : I:\Pest16\190409ICAL\P16_pcb_04_09_19_ugL_ICAL.m
Quant Title : pcb
QLast Update : Tue Apr 09 11:45:14 2019
Response via : Initial Calibration
Integrator: ChemStation

Volume Inj. :
Signal #1 Phase : Signal #2 Phase:
Signal #1 Info : Signal #2 Info :

Min. RRF : 0.000 Min. Rel. Area : 50% Max. R.T. Dev 0.50min
Max. RRF Dev : 20% Max. Rel. Area : 150%

		Compound	Amount	Calc.	%Dev	Area%	Dev(Min)
37	l7	1248-3	2500.000	2579.609	-3.2	94	0.00
38	l7	1248-4	2500.000	2543.443	-1.7	94	0.00
39	l7	1248-5	2500.000	2453.725	1.9	95	0.00
40	i	3262_1br2nb	250.000	250.000	0.0	89	0.00

Evaluate Continuing Calibration Report - Not Founds

4	l1	1016-1	2500.000	0.000	100.0#	0	-3.03#
5	l1	1016-2	2500.000	0.000	100.0#	0	-3.29#
6	l1	1016-3	2500.000	0.000	100.0#	0	-3.66#
7	l1	1016-4	2500.000	0.000	100.0#	0	-3.77#
8	l1	1016-5	2500.000	0.000	100.0#	0	-4.10#
9	l2	1260-1	2500.000	0.000	100.0#	0	-5.04#
10	l2	1260-2	2500.000	0.000	100.0#	0	-5.25#
11	l2	1260-3	2500.000	0.000	100.0#	0	-5.71#
12	l2	1260-4	2500.000	0.000	100.0#	0	-5.92#
13	l2	1260-5	2500.000	0.000	100.0#	0	-6.12#
15	l3	1221-2	2500.000	0.000	100.0#	0	-2.90#
16	l3	1221-3	2500.000	0.000	100.0#	0	-3.00#
17	l3	1221-4	2500.000	0.000	100.0#	0	-3.03#
18	l4	1254-1	2500.000	0.000	100.0#	0	-4.40#
19	l4	1254-2	2500.000	0.000	100.0#	0	-4.82#
20	l4	1254-3	2500.000	0.000	100.0#	0	-4.91#
21	l4	1254-4	2500.000	0.000	100.0#	0	-5.12#
22	l4	1254-5	2500.000	0.000	100.0#	0	-5.46#
24	l6	1242-1	2500.000	0.000	100.0#	0	-3.03#
25	l6	1242-2	2500.000	0.000	100.0#	0	-3.29#
26	l6	1242-3	2500.000	0.000	100.0#	0	-3.66#
27	l6	1242-4	2500.000	0.000	100.0#	0	-4.10#
28	l6	1242-5	2500.000	0.000	100.0#	0	-4.43#

Evaluate Continuing Calibration Report

Data Path : I:\Pest16\190409ICAL\
Data File : 16190409ical-35.d
Signal(s) : Signal #1: ECD1A.ch Signal #2: ECD2B.ch
Acq On : 9 Apr 2019 8:45 am
Operator : pest16:kb
Sample : cicv1248,42e,,9030
Misc : wg1224427,
ALS Vial : 34 Sample Multiplier: 1

Integration File signal 1: events.e
Integration File signal 2: events2.e
Quant Time: Apr 09 11:46:46 2019
Quant Method : I:\Pest16\190409ICAL\P16_pcb_04_09_19_ugL_ICAL.m
Quant Title : pcb
QLast Update : Tue Apr 09 11:45:14 2019
Response via : Initial Calibration
Integrator: ChemStation

Volume Inj. :
Signal #1 Phase : Signal #2 Phase:
Signal #1 Info : Signal #2 Info :

Min. RRF : 0.000 Min. Rel. Area : 50% Max. R.T. Dev 0.50min
Max. RRF Dev : 20% Max. Rel. Area : 150%

		Compound	Amount	Calc.	%Dev	Area%	Dev(Min)
29	l9	1268-1	2500.000	0.000	100.0#	0	-6.14#
30	l9	1268-2	2500.000	0.000	100.0#	0	-6.17#
31	l9	1268-3	2500.000	0.000	100.0#	0	-6.30#
32	l9	1268-4	2500.000	0.000	100.0#	0	-6.54#
33	l9	1268-5	2500.000	0.000	100.0#	0	-6.73#
41	l5	1232-1	2500.000	0.000	100.0#	0	-3.03#
42	l5	1232-2	2500.000	0.000	100.0#	0	-3.30#
43	l5	1232-3	2500.000	0.000	100.0#	0	-3.66#
44	l5	1232-4	2500.000	0.000	100.0#	0	-4.10#
45	l5	1232-5	2500.000	0.000	100.0#	0	-4.43#
46	l8	1262-1	2500.000	0.000	100.0#	0	-5.25#
47	l8	1262-2	2500.000	0.000	100.0#	0	-5.53#
48	l8	1262-3	2500.000	0.000	100.0#	0	-5.71#
49	l8	1262-4	2500.000	0.000	100.0#	0	-5.92#
50	l8	1262-5	2500.000	0.000	100.0#	0	-6.14#

Signal #2

4	l1	1016-1	2500.000	0.000	100.0#	0	-3.31#
5	l1	1016-2	2500.000	0.000	100.0#	0	-3.63#
6	l1	1016-3	2500.000	0.000	100.0#	0	-4.02#
7	l1	1016-4	2500.000	0.000	100.0#	0	-4.13#
8	l1	1016-5	2500.000	0.000	100.0#	0	-4.51#
9	l2	1260-1	2500.000	0.000	100.0#	0	-5.48#
10	l2	1260-2	2500.000	0.000	100.0#	0	-5.63#
11	l2	1260-3	2500.000	0.000	100.0#	0	-6.16#
12	l2	1260-4	2500.000	0.000	100.0#	0	-6.32#
13	l2	1260-5	2500.000	0.000	100.0#	0	-6.57#
15	l3	1221-2	2500.000	0.000	100.0#	0	-3.15#
16	l3	1221-3	2500.000	0.000	100.0#	0	-3.26#
17	l3	1221-4	2500.000	0.000	100.0#	0	-3.31#

Evaluate Continuing Calibration Report

Data Path : I:\Pest16\190409ICAL\
Data File : 16190409ical-35.d
Signal(s) : Signal #1: ECD1A.ch Signal #2: ECD2B.ch
Acq On : 9 Apr 2019 8:45 am
Operator : pest16:kb
Sample : cicv1248,42e,,9030
Misc : wg1224427,
ALS Vial : 34 Sample Multiplier: 1

Integration File signal 1: events.e
Integration File signal 2: events2.e
Quant Time: Apr 09 11:46:46 2019
Quant Method : I:\Pest16\190409ICAL\P16_pcb_04_09_19_ugL_ICAL.m
Quant Title : pcb
QLast Update : Tue Apr 09 11:45:14 2019
Response via : Initial Calibration
Integrator: ChemStation

Volume Inj. :
Signal #1 Phase : Signal #2 Phase:
Signal #1 Info : Signal #2 Info :

Min. RRF : 0.000 Min. Rel. Area : 50% Max. R.T. Dev 0.50min
Max. RRF Dev : 20% Max. Rel. Area : 150%

	Compound	Amount	Calc.	%Dev	Area%	Dev(Min)
18	l4 1254-1	2500.000	0.000	100.0#	0	-4.85#
19	l4 1254-2	2500.000	0.000	100.0#	0	-5.25#
20	l4 1254-3	2500.000	0.000	100.0#	0	-5.34#
21	l4 1254-4	2500.000	0.000	100.0#	0	-5.51#
22	l4 1254-5	2500.000	0.000	100.0#	0	-5.89#
24	l6 1242-1	2500.000	0.000	100.0#	0	-3.31#
25	l6 1242-2	2500.000	0.000	100.0#	0	-3.63#
26	l6 1242-3	2500.000	0.000	100.0#	0	-4.02#
27	l6 1242-4	2500.000	0.000	100.0#	0	-4.51#
28	l6 1242-5	2500.000	0.000	100.0#	0	-4.81#
29	l9 1268-1	2500.000	0.000	100.0#	0	-6.57#
30	l9 1268-2	2500.000	0.000	100.0#	0	-6.60#
31	l9 1268-3	2500.000	0.000	100.0#	0	-6.77#
32	l9 1268-4	2500.000	0.000	100.0#	0	-6.95#
33	l9 1268-5	2500.000	0.000	100.0#	0	-7.17#
41	l5 1232-1	2500.000	0.000	100.0#	0	-3.31#
42	l5 1232-2	2500.000	0.000	100.0#	0	-3.63#
43	l5 1232-3	2500.000	0.000	100.0#	0	-4.02#
44	l5 1232-4	2500.000	0.000	100.0#	0	-4.51#
45	l5 1232-5	2500.000	0.000	100.0#	0	-4.81#
46	l8 1262-1	2500.000	0.000	100.0#	0	-5.63#
47	l8 1262-2	2500.000	0.000	100.0#	0	-5.95#
48	l8 1262-3	2500.000	0.000	100.0#	0	-6.16#
49	l8 1262-4	2500.000	0.000	100.0#	0	-6.32#
50	l8 1262-5	2500.000	0.000	100.0#	0	-6.57#

(#) = Out of Range SPCC's out = 0 CCC's out = 0

Quantitation Report (QT Reviewed)

Data Path : I:\Pest16\190409ICAL\
Data File : 16190409ical-35.d
Signal(s) : Signal #1: ECD1A.ch Signal #2: ECD2B.ch
Acq On : 9 Apr 2019 8:45 am
Operator : pest16:kb
Sample : cicv1248,42e,,9030
Misc : wg1224427,
ALS Vial : 34 Sample Multiplier: 1

Integration File signal 1: events.e
Integration File signal 2: events2.e
Quant Time: Apr 09 11:46:46 2019
Quant Method : I:\Pest16\190409ICAL\P16_pcb_04_09_19_ugL_ICAL.m
Quant Title : pcb
QLast Update : Tue Apr 09 11:45:14 2019
Response via : Initial Calibration
Integrator: ChemStation

Volume Inj. :
Signal #1 Phase : Signal #2 Phase:
Signal #1 Info : Signal #2 Info :

Sub List : Default - All compounds listed

	Compound	RT#1	RT#2	Resp#1	Resp#2	ug/l	ug/l
	Internal Standards						
1) i	1660_1br2nb	2.272	2.298	746.4E6	1283.1E6	250.000	250.000
14) i	2154_1br2nb	2.272	2.298	746.4E6	1283.1E6	250.000	250.000
23) i	4268_1br2nb	2.272	2.298	746.4E6	1283.1E6	250.000	250.000
34) i	1248_1br2nb	2.272	2.298	746.4E6	1283.1E6	250.000	250.000
40) i	3262_1br2nb	2.272	2.298	746.4E6	1283.1E6	250.000	250.000
	System Monitoring Compounds						
2) s	2,4,5,6-Tetr	2.781	2.941	510.5E6	880.1E6	154.160	155.891
Spiked Amount		500.000	Range	30 - 150	Recovery	= 30.83%	31.18%
3) s	Decachlorobi	6.846	7.338	688.0E6	1041.6E6	313.501	305.306
Spiked Amount		500.000	Range	30 - 150	Recovery	= 62.70%	61.06%
	Target Compounds						
4) l1	1016-1	0.000	0.000	0	0	N.D. d	N.D. d
5) l1	1016-2	0.000	0.000	0	0	N.D. d	N.D. d
6) l1	1016-3	0.000	0.000	0	0	N.D. d	N.D. d
7) l1	1016-4	0.000	0.000	0	0	N.D. d	N.D. d
8) l1	1016-5	0.000	0.000	0	0	N.D. d	N.D. d
Sum	1016-1			0	0	N.D.	N.D.
Average	1016-1					0.000	0.000
9) l2	1260-1	0.000	0.000	0	0	N.D. d	N.D. d
10) l2	1260-2	0.000	0.000	0	0	N.D. d	N.D. d
11) l2	1260-3	0.000	0.000	0	0	N.D. d	N.D. d
12) l2	1260-4	0.000	0.000	0	0	N.D. d	N.D. d
13) l2	1260-5	0.000	0.000	0	0	N.D. d	N.D. d
Sum	1260-1			0	0	N.D.	N.D.
Average	1260-1					0.000	0.000
15) l3	1221-2	0.000	0.000	0	0	N.D. d	N.D. d
16) l3	1221-3	0.000	0.000	0	0	N.D. d	N.D. d
17) l3	1221-4	0.000	0.000	0	0	N.D. d	N.D. d

Quantitation Report (QT Reviewed)

Data Path : I:\Pest16\190409ICAL\
Data File : 16190409ical-35.d
Signal(s) : Signal #1: ECD1A.ch Signal #2: ECD2B.ch
Acq On : 9 Apr 2019 8:45 am
Operator : pest16:kb
Sample : cicv1248,42e,,9030
Misc : wg1224427,
ALS Vial : 34 Sample Multiplier: 1

Integration File signal 1: events.e
Integration File signal 2: events2.e
Quant Time: Apr 09 11:46:46 2019
Quant Method : I:\Pest16\190409ICAL\P16_pcb_04_09_19_ugL_ICAL.m
Quant Title : pcb
QLast Update : Tue Apr 09 11:45:14 2019
Response via : Initial Calibration
Integrator: ChemStation

Volume Inj. :
Signal #1 Phase : Signal #2 Phase:
Signal #1 Info : Signal #2 Info :

Sub List : Default - All compounds listed

	Compound	RT#1	RT#2	Resp#1	Resp#2	ug/l	ug/l
Sum	1221-2			0	0	N.D.	N.D.
Average	1221-2					0.000	0.000
18) l4	1254-1	0.000	0.000	0	0	N.D. d	N.D. d
19) l4	1254-2	0.000	0.000	0	0	N.D. d	N.D. d
20) l4	1254-3	0.000	0.000	0	0	N.D. d	N.D. d
21) l4	1254-4	0.000	0.000	0	0	N.D. d	N.D. d
22) l4	1254-5	0.000	0.000	0	0	N.D. d	N.D. d
Sum	1254-1			0	0	N.D.	N.D.
Average	1254-1					0.000	0.000
24) l6	1242-1	0.000	0.000	0	0	N.D. d	N.D. d
25) l6	1242-2	0.000	0.000	0	0	N.D. d	N.D. d
26) l6	1242-3	0.000	0.000	0	0	N.D. d	N.D. d
27) l6	1242-4	0.000	0.000	0	0	N.D. d	N.D. d
28) l6	1242-5	0.000	0.000	0	0	N.D. d	N.D. d
Sum	1242-1			0	0	N.D.	N.D.
Average	1242-1					0.000	0.000
29) l9	1268-1	0.000	0.000	0	0	N.D. d	N.D. d
30) l9	1268-2	0.000	0.000	0	0	N.D. d	N.D. d
31) l9	1268-3	0.000	0.000	0	0	N.D. d	N.D. d
32) l9	1268-4	0.000	0.000	0	0	N.D. d	N.D. d
33) l9	1268-5	0.000	0.000	0	0	N.D. d	N.D. d
Sum	1268-1			0	0	N.D.	N.D.
Average	1268-1					0.000	0.000
35) l7	1248-1	3.912	4.289	201.1E6	317.3E6	2369.204	2414.461
36) l7	1248-2	4.096	4.511	243.2E6	388.4E6	2411.581	2474.239
37) l7	1248-3	4.431	4.810	292.3E6	393.3E6	2527.274	2579.609
38) l7	1248-4	4.455	4.848	252.5E6	487.3E6	2623.818	2543.443
39) l7	1248-5	4.608	5.028	467.3E6	418.0E6	2514.658M1	2453.725
Sum	1248-1			1456.4E6	2004.3E6	12446.534	12465.477

Quantitation Report (QT Reviewed)

Data Path : I:\Pest16\190409ICAL\
Data File : 16190409ical-35.d
Signal(s) : Signal #1: ECD1A.ch Signal #2: ECD2B.ch
Acq On : 9 Apr 2019 8:45 am
Operator : pest16:kb
Sample : cicv1248,42e,,9030
Misc : wg1224427,
ALS Vial : 34 Sample Multiplier: 1

Integration File signal 1: events.e
Integration File signal 2: events2.e
Quant Time: Apr 09 11:46:46 2019
Quant Method : I:\Pest16\190409ICAL\P16_pcb_04_09_19_ugL_ICAL.m
Quant Title : pcb
QLast Update : Tue Apr 09 11:45:14 2019
Response via : Initial Calibration
Integrator: ChemStation

Volume Inj. :
Signal #1 Phase : Signal #2 Phase:
Signal #1 Info : Signal #2 Info :

Sub List : Default - All compounds listed

Compound	RT#1	RT#2	Resp#1	Resp#2	ug/l	ug/l
Average 1248-1					2489.307	2493.095
41) l5 1232-1	0.000	0.000	0	0	N.D. d	N.D. d
42) l5 1232-2	0.000	0.000	0	0	N.D. d	N.D. d
43) l5 1232-3	0.000	0.000	0	0	N.D. d	N.D. d
44) l5 1232-4	0.000	0.000	0	0	N.D. d	N.D. d
45) l5 1232-5	0.000	0.000	0	0	N.D. d	N.D. d
Sum 1232-1			0	0	N.D.	N.D.
Average 1232-1					0.000	0.000
46) l8 1262-1	0.000	0.000	0	0	N.D. d	N.D. d
47) l8 1262-2	0.000	0.000	0	0	N.D. d	N.D. d
48) l8 1262-3	0.000	0.000	0	0	N.D. d	N.D. d
49) l8 1262-4	0.000	0.000	0	0	N.D. d	N.D. d
50) l8 1262-5	0.000	0.000	0	0	N.D. d	N.D. d
Sum 1262-1			0	0	N.D.	N.D.
Average 1262-1					0.000	0.000

SemiQuant Compounds - Not Calibrated on this Instrument

Sum 1262-1			0	0	N.D.	N.D.
Average 1262-1					0.000	0.000

(f)=RT Delta > 1/2 Window (D)=Amounts differ by > 40% (m)=manual int.
(#)=Recovery Exceeds Compound Acceptance Limits.
(I,C,F) I=Interference, C=Coelluting Calibration Peak, F=Fails CC Criteria.

Sub List : Default - All compounds listed Reviewed)

Data Path : I:\Pest16\190409ICAL\
Data File : 16190409ical-35.d
Signal(s) : Signal #1: ECD1A.ch Signal #2: ECD2B.ch
Acq On : 9 Apr 2019 8:45 am
Operator : pest16:kb
Sample : cicv1248,42e,,9030
Misc : wg1224427,
ALS Vial : 34 Sample Multiplier: 1

Integration File signal 1: events.e
Integration File signal 2: events2.e
Quant Time: Apr 09 11:46:46 2019
Quant Method : I:\Pest16\190409ICAL\P16_pcb_04_09_19_ugL_ICAL.m
Quant Title : pcb
QLast Update : Tue Apr 09 11:45:14 2019
Response via : Initial Calibration
Integrator: ChemStation

Volume Inj. :
Signal #1 Phase : Signal #2 Phase:
Signal #1 Info : Signal #2 Info :

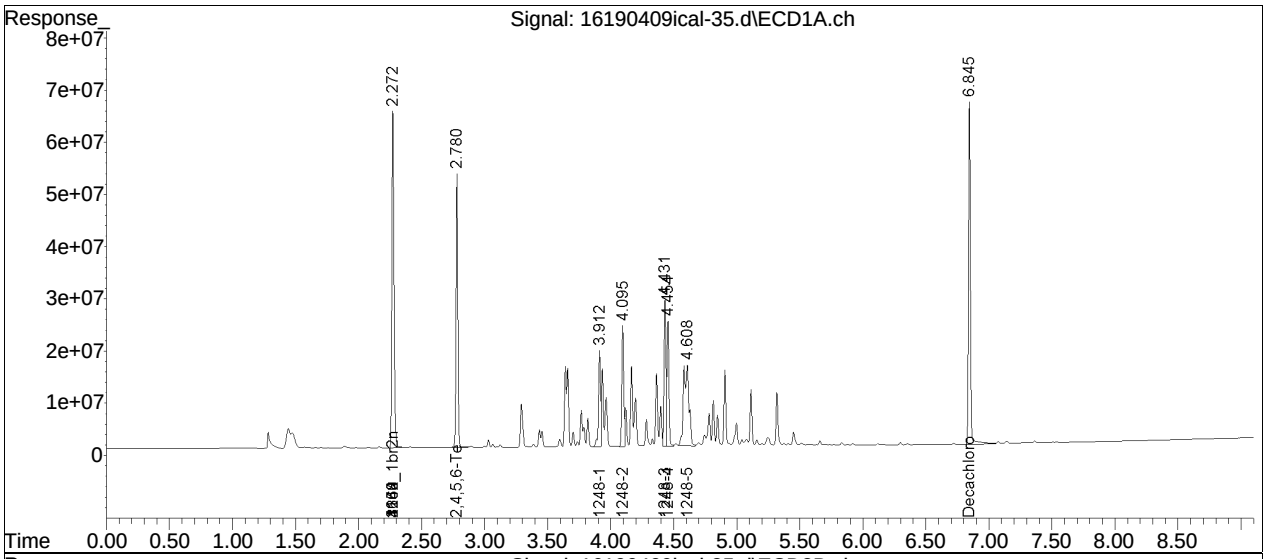

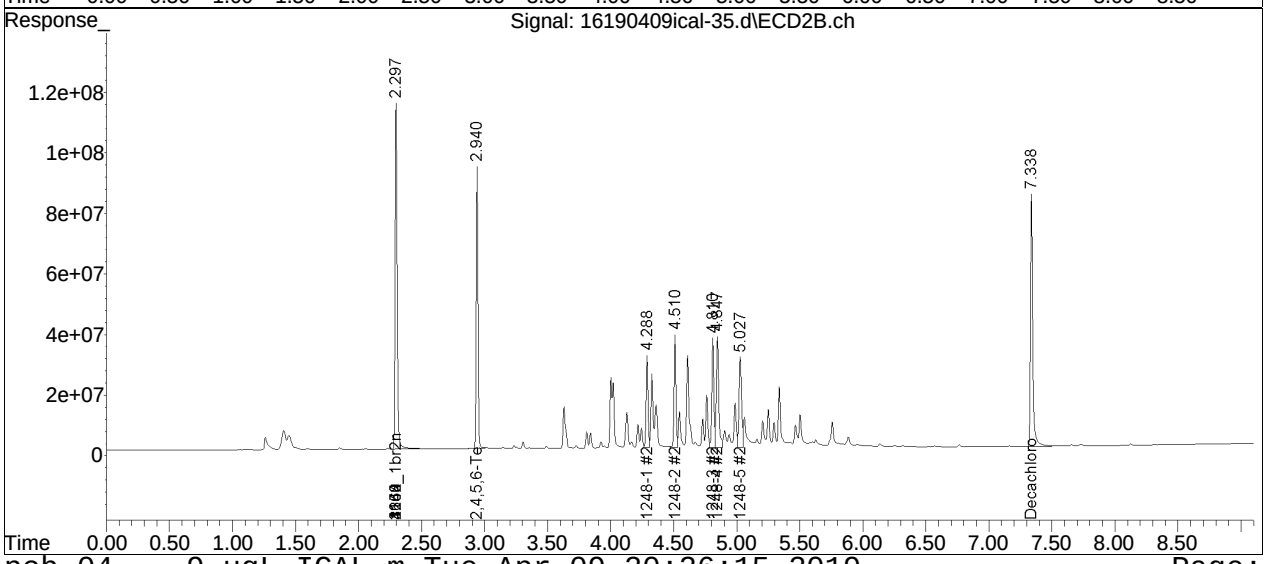

Manual Integration Report

Data Path	: I:\Pest16\190409ICAL\	QMethod	: P16_pcb_04_09_19_ugL_ICA
Data File	: 16190409ical-35.d	Operator	: pest16:kb
Date Inj'd	: 4/9/2019 8:45 am	Instrument	: PEST16
Sample	: cicv1248,42e,,9030	Quant Date	: 4/9/2019 11:45 am

Compound #39: 1248-5

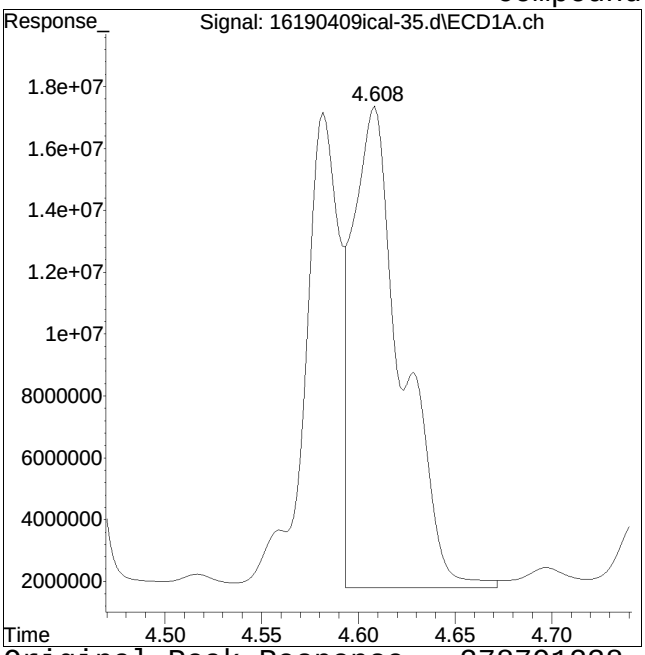

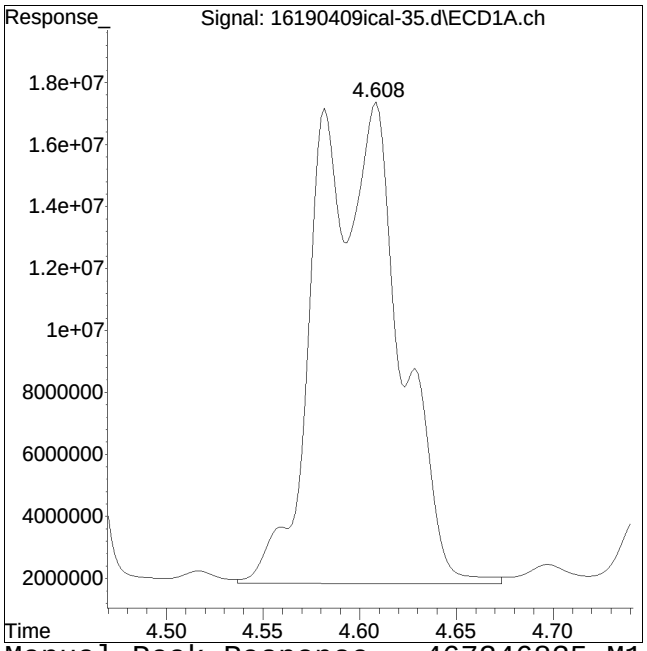

Original Peak Response = 278791238 Manual Peak Response = 467346835 M1
M1 = Split or tailing peak, auto integration stopped early resulting in false low area count.

Evaluate Continuing Calibration Report

Data Path : I:\Pest16\190409ICAL\
Data File : 16190409ical-36.d
Signal(s) : Signal #1: ECD1A.ch Signal #2: ECD2B.ch
Acq On : 9 Apr 2019 8:57 am
Operator : pest16:kb
Sample : cicv2154,42e,,9031
Misc : wg1224427,
ALS Vial : 35 Sample Multiplier: 1

Integration File signal 1: events.e
Integration File signal 2: events2.e
Quant Time: Apr 09 11:07:44 2019
Quant Method : I:\Pest16\190409ICAL\P16_pcb_04_09_19_ugL_ICAL.m
Quant Title : pcb
QLast Update : Tue Apr 09 11:05:24 2019
Response via : Initial Calibration
Integrator: ChemStation

Volume Inj. :
Signal #1 Phase : Signal #2 Phase:
Signal #1 Info : Signal #2 Info :

Min. RRF : 0.000 Min. Rel. Area : 50% Max. R.T. Dev 0.50min
Max. RRF Dev : 20% Max. Rel. Area : 150%

		Compound	Amount	Calc.	%Dev	Area%	Dev(Min)
1	i	1660_1br2nb	250.000	250.000	0.0	97	0.00
2	s	2,4,5,6-Tetrachloro-m-xylen	160.000	156.346	2.3	94	0.00
3	s	Decachlorobiphenyl	320.000	313.784	1.9	93	0.00
14	i	2154_1br2nb	250.000	250.000	0.0	97	0.00
15	l3	1221-2	2500.000	2350.834	6.0	95	0.00
16	l3	1221-3	2500.000	2285.451	8.6	93	0.00
17	l3	1221-4	2500.000	2311.957	7.5	93	0.00
18	l4	1254-1	2500.000	2312.852	7.5	92	0.00
19	l4	1254-2	2500.000	2280.645	8.8	93	0.00
20	l4	1254-3	2500.000	2428.114	2.9	95	0.00
21	l4	1254-4	2500.000	2397.885	4.1	94	0.00
22	l4	1254-5	2500.000	2296.943	8.1	90	0.00
23	i	4268_1br2nb	250.000	250.000	0.0	116	0.00
34	i	1248_1br2nb	250.000	250.000	0.0	93	0.00
40	i	3262_1br2nb	250.000	250.000	0.0	92	0.00

Signal #2

1	i	1660_1br2nb	250.000	250.000	0.0	97	0.00
2	s	2,4,5,6-Tetrachloro-m-xyl	160.000	152.798	4.5	91	0.00
3	s	Decachlorobiphenyl	320.000	305.970	4.4	94	0.00
14	i	2154_1br2nb	250.000	250.000	0.0	96	0.00
15	l3	1221-2	2500.000	2444.490	2.2	95	0.00
16	l3	1221-3	2500.000	2642.402	-5.7	104	0.00
17	l3	1221-4	2500.000	2434.512	2.6	94	0.00

Evaluate Continuing Calibration Report

Data Path : I:\Pest16\190409ICAL\
Data File : 16190409ical-36.d
Signal(s) : Signal #1: ECD1A.ch Signal #2: ECD2B.ch
Acq On : 9 Apr 2019 8:57 am
Operator : pest16:kb
Sample : cicv2154,42e,,9031
Misc : wg1224427,
ALS Vial : 35 Sample Multiplier: 1

Integration File signal 1: events.e
Integration File signal 2: events2.e
Quant Time: Apr 09 11:07:44 2019
Quant Method : I:\Pest16\190409ICAL\P16_pcb_04_09_19_ugL_ICAL.m
Quant Title : pcb
QLast Update : Tue Apr 09 11:05:24 2019
Response via : Initial Calibration
Integrator: ChemStation

Volume Inj. :
Signal #1 Phase : Signal #2 Phase:
Signal #1 Info : Signal #2 Info :

Min. RRF : 0.000 Min. Rel. Area : 50% Max. R.T. Dev 0.50min
Max. RRF Dev : 20% Max. Rel. Area : 150%

		Compound	Amount	Calc.	%Dev	Area%	Dev(Min)
18	l4	1254-1	2500.000	2469.304	1.2	97	0.00
19	l4	1254-2	2500.000	2395.683	4.2	94	0.00
20	l4	1254-3	2500.000	2474.223	1.0	96	0.00
21	l4	1254-4	2500.000	2442.522	2.3	95	0.00
22	l4	1254-5	2500.000	2420.390	3.2	90	0.00
23	i	4268_1br2nb	250.000	250.000	0.0	118	0.00
34	i	1248_1br2nb	250.000	250.000	0.0	94	0.00
40	i	3262_1br2nb	250.000	250.000	0.0	91	0.00

Evaluate Continuing Calibration Report - Not Founds

4	l1	1016-1	2500.000	0.000	100.0#	0	-3.03#
5	l1	1016-2	2500.000	0.000	100.0#	0	-3.29#
6	l1	1016-3	2500.000	0.000	100.0#	0	-3.66#
7	l1	1016-4	2500.000	0.000	100.0#	0	-3.77#
8	l1	1016-5	2500.000	0.000	100.0#	0	-4.10#
9	l2	1260-1	2500.000	0.000	100.0#	0	-5.04#
10	l2	1260-2	2500.000	0.000	100.0#	0	-5.25#
11	l2	1260-3	2500.000	0.000	100.0#	0	-5.71#
12	l2	1260-4	2500.000	0.000	100.0#	0	-5.92#
13	l2	1260-5	2500.000	0.000	100.0#	0	-6.12#
24	l6	1242-1	2500.000	0.000	100.0#	0	-3.03#
25	l6	1242-2	2500.000	0.000	100.0#	0	-3.29#
26	l6	1242-3	2500.000	0.000	100.0#	0	-3.66#
27	l6	1242-4	2500.000	0.000	100.0#	0	-4.10#
28	l6	1242-5	2500.000	0.000	100.0#	0	-4.43#
29	l9	1268-1	2500.000	0.000	100.0#	0	-6.14#
30	l9	1268-2	2500.000	0.000	100.0#	0	-6.17#

Evaluate Continuing Calibration Report

Data Path : I:\Pest16\190409ICAL\
Data File : 16190409ical-36.d
Signal(s) : Signal #1: ECD1A.ch Signal #2: ECD2B.ch
Acq On : 9 Apr 2019 8:57 am
Operator : pest16:kb
Sample : cicv2154,42e,,9031
Misc : wg1224427,
ALS Vial : 35 Sample Multiplier: 1

Integration File signal 1: events.e
Integration File signal 2: events2.e
Quant Time: Apr 09 11:07:44 2019
Quant Method : I:\Pest16\190409ICAL\P16_pcb_04_09_19_ugL_ICAL.m
Quant Title : pcb
QLast Update : Tue Apr 09 11:05:24 2019
Response via : Initial Calibration
Integrator: ChemStation

Volume Inj. :
Signal #1 Phase : Signal #2 Phase:
Signal #1 Info : Signal #2 Info :

Min. RRF : 0.000 Min. Rel. Area : 50% Max. R.T. Dev 0.50min
Max. RRF Dev : 20% Max. Rel. Area : 150%

		Compound	Amount	Calc.	%Dev	Area%	Dev(Min)
31	l9	1268-3	2500.000	0.000	100.0#	0	-6.30#
32	l9	1268-4	2500.000	0.000	100.0#	0	-6.54#
33	l9	1268-5	2500.000	0.000	100.0#	0	-6.73#
35	l7	1248-1	2500.000	0.000	100.0#	0	-3.92#
36	l7	1248-2	2500.000	0.000	100.0#	0	-4.10#
37	l7	1248-3	2500.000	0.000	100.0#	0	-4.43#
38	l7	1248-4	2500.000	0.000	100.0#	0	-4.46#
39	l7	1248-5	2500.000	0.000	100.0#	0	-4.61#
41	l5	1232-1	2500.000	0.000	100.0#	0	-3.03#
42	l5	1232-2	2500.000	0.000	100.0#	0	-3.30#
43	l5	1232-3	2500.000	0.000	100.0#	0	-3.66#
44	l5	1232-4	2500.000	0.000	100.0#	0	-4.10#
45	l5	1232-5	2500.000	0.000	100.0#	0	-4.43#
46	l8	1262-1	2500.000	0.000	100.0#	0	-5.25#
47	l8	1262-2	2500.000	0.000	100.0#	0	-5.53#
48	l8	1262-3	2500.000	0.000	100.0#	0	-5.71#
49	l8	1262-4	2500.000	0.000	100.0#	0	-5.92#
50	l8	1262-5	2500.000	0.000	100.0#	0	-6.14#

Signal #2

4	l1	1016-1	2500.000	0.000	100.0#	0	-3.31#
5	l1	1016-2	2500.000	0.000	100.0#	0	-3.63#
6	l1	1016-3	2500.000	0.000	100.0#	0	-4.02#
7	l1	1016-4	2500.000	0.000	100.0#	0	-4.13#
8	l1	1016-5	2500.000	0.000	100.0#	0	-4.51#
9	l2	1260-1	2500.000	0.000	100.0#	0	-5.48#
10	l2	1260-2	2500.000	0.000	100.0#	0	-5.63#
11	l2	1260-3	2500.000	0.000	100.0#	0	-6.16#
12	l2	1260-4	2500.000	0.000	100.0#	0	-6.32#
13	l2	1260-5	2500.000	0.000	100.0#	0	-6.57#

Evaluate Continuing Calibration Report

Data Path : I:\Pest16\190409ICAL\
Data File : 16190409ical-36.d
Signal(s) : Signal #1: ECD1A.ch Signal #2: ECD2B.ch
Acq On : 9 Apr 2019 8:57 am
Operator : pest16:kb
Sample : cicv2154,42e,,9031
Misc : wg1224427,
ALS Vial : 35 Sample Multiplier: 1

Integration File signal 1: events.e
Integration File signal 2: events2.e
Quant Time: Apr 09 11:07:44 2019
Quant Method : I:\Pest16\190409ICAL\P16_pcb_04_09_19_ugL_ICAL.m
Quant Title : pcb
QLast Update : Tue Apr 09 11:05:24 2019
Response via : Initial Calibration
Integrator: ChemStation

Volume Inj. :
Signal #1 Phase : Signal #2 Phase:
Signal #1 Info : Signal #2 Info :

Min. RRF : 0.000 Min. Rel. Area : 50% Max. R.T. Dev 0.50min
Max. RRF Dev : 20% Max. Rel. Area : 150%

		Compound	Amount	Calc.	%Dev	Area%	Dev(Min)
24	l6	1242-1	2500.000	0.000	100.0#	0	-3.31#
25	l6	1242-2	2500.000	0.000	100.0#	0	-3.63#
26	l6	1242-3	2500.000	0.000	100.0#	0	-4.02#
27	l6	1242-4	2500.000	0.000	100.0#	0	-4.51#
28	l6	1242-5	2500.000	0.000	100.0#	0	-4.81#
29	l9	1268-1	2500.000	0.000	100.0#	0	-6.57#
30	l9	1268-2	2500.000	0.000	100.0#	0	-6.60#
31	l9	1268-3	2500.000	0.000	100.0#	0	-6.77#
32	l9	1268-4	2500.000	0.000	100.0#	0	-6.95#
33	l9	1268-5	2500.000	0.000	100.0#	0	-7.17#
35	l7	1248-1	2500.000	0.000	100.0#	0	-4.29#
36	l7	1248-2	2500.000	0.000	100.0#	0	-4.51#
37	l7	1248-3	2500.000	0.000	100.0#	0	-4.81#
38	l7	1248-4	2500.000	0.000	100.0#	0	-4.85#
39	l7	1248-5	2500.000	0.000	100.0#	0	-5.03#
41	l5	1232-1	2500.000	0.000	100.0#	0	-3.31#
42	l5	1232-2	2500.000	0.000	100.0#	0	-3.63#
43	l5	1232-3	2500.000	0.000	100.0#	0	-4.02#
44	l5	1232-4	2500.000	0.000	100.0#	0	-4.51#
45	l5	1232-5	2500.000	0.000	100.0#	0	-4.81#
46	l8	1262-1	2500.000	0.000	100.0#	0	-5.63#
47	l8	1262-2	2500.000	0.000	100.0#	0	-5.95#
48	l8	1262-3	2500.000	0.000	100.0#	0	-6.16#
49	l8	1262-4	2500.000	0.000	100.0#	0	-6.32#
50	l8	1262-5	2500.000	0.000	100.0#	0	-6.57#

(#) = Out of Range SPCC's out = 0 CCC's out = 0

Quantitation Report (QT Reviewed)

Data Path : I:\Pest16\190409ICAL\
Data File : 16190409ical-36.d
Signal(s) : Signal #1: ECD1A.ch Signal #2: ECD2B.ch
Acq On : 9 Apr 2019 8:57 am
Operator : pest16:kb
Sample : cicv2154,42e,,9031
Misc : wg1224427,
ALS Vial : 35 Sample Multiplier: 1

Integration File signal 1: events.e
Integration File signal 2: events2.e
Quant Time: Apr 09 11:07:44 2019
Quant Method : I:\Pest16\190409ICAL\P16_pcb_04_09_19_ugL_ICAL.m
Quant Title : pcb
QLast Update : Tue Apr 09 11:05:24 2019
Response via : Initial Calibration
Integrator: ChemStation

Volume Inj. :
Signal #1 Phase : Signal #2 Phase:
Signal #1 Info : Signal #2 Info :

Sub List : Default - All compounds listed

	Compound	RT#1	RT#2	Resp#1	Resp#2	ug/l	ug/l
	Internal Standards						
1) i	1660_1br2nb	2.273	2.298	765.5E6	1317.6E6	250.000	250.000
14) i	2154_1br2nb	2.273	2.298	765.5E6	1317.6E6	250.000	250.000
23) i	4268_1br2nb	2.273	2.298	765.5E6	1317.6E6	250.000	250.000
34) i	1248_1br2nb	2.273	2.298	765.5E6	1317.6E6	250.000	250.000
40) i	3262_1br2nb	2.273	2.298	765.5E6	1317.6E6	250.000	250.000
	System Monitoring Compounds						
2) s	2,4,5,6-Tetr	2.782	2.941	531.0E6	885.9E6	156.346	152.798
	Spiked Amount 500.000 Range 30 - 150 Recovery = 31.27%						30.56%
3) s	Decachlorobi	6.848	7.341	706.2E6	1072.0E6	313.784	305.970
	Spiked Amount 500.000 Range 30 - 150 Recovery = 62.76%						61.19%
	Target Compounds						
4) l1	1016-1	0.000	0.000	0	0	N.D. d	N.D. d
5) l1	1016-2	0.000	0.000	0	0	N.D. d	N.D. d
6) l1	1016-3	0.000	0.000	0	0	N.D. d	N.D. d
7) l1	1016-4	0.000	0.000	0	0	N.D. d	N.D. d
8) l1	1016-5	0.000	0.000	0	0	N.D. d	N.D. d
	Sum 1016-1			0	0	N.D.	N.D.
	Average 1016-1					0.000	0.000
9) l2	1260-1	0.000	0.000	0	0	N.D. d	N.D. d
10) l2	1260-2	0.000	0.000	0	0	N.D. d	N.D. d
11) l2	1260-3	0.000	0.000	0	0	N.D. d	N.D. d
12) l2	1260-4	0.000	0.000	0	0	N.D. d	N.D. d
13) l2	1260-5	0.000	0.000	0	0	N.D. d	N.D. d
	Sum 1260-1			0	0	N.D.	N.D.
	Average 1260-1					0.000	0.000
15) l3	1221-2	2.894	3.147	73326232	123.5E6	2350.834	2444.490
16) l3	1221-3	3.001	3.256	43649092	84674485	2285.451	2642.402
17) l3	1221-4	3.032	3.306	165.4E6	291.0E6	2311.957	2434.512

Quantitation Report (QT Reviewed)

Data Path : I:\Pest16\190409ICAL\
Data File : 16190409ical-36.d
Signal(s) : Signal #1: ECD1A.ch Signal #2: ECD2B.ch
Acq On : 9 Apr 2019 8:57 am
Operator : pest16:kb
Sample : cicv2154,42e,,9031
Misc : wg1224427,
ALS Vial : 35 Sample Multiplier: 1

Integration File signal 1: events.e
Integration File signal 2: events2.e
Quant Time: Apr 09 11:07:44 2019
Quant Method : I:\Pest16\190409ICAL\P16_pcb_04_09_19_ugL_ICAL.m
Quant Title : pcb
QLast Update : Tue Apr 09 11:05:24 2019
Response via : Initial Calibration
Integrator: ChemStation

Volume Inj. :
Signal #1 Phase : Signal #2 Phase:
Signal #1 Info : Signal #2 Info :

Sub List : Default - All compounds listed

	Compound	RT#1	RT#2	Resp#1	Resp#2	ug/l	ug/l
Sum	1221-2			282.3E6	499.2E6	6948.242	7521.404
Average	1221-2					2316.081	2507.135
18) l4	1254-1	4.399	4.844	247.5E6	487.2E6	2312.852	2469.304
19) l4	1254-2	4.815	5.252	263.2E6	388.7E6	2280.645	2395.683
20) l4	1254-3	4.908	5.339	459.7E6	799.0E6	2428.114	2474.223
21) l4	1254-4	5.115	5.503	351.6E6	478.1E6	2397.885	2442.522
22) l4	1254-5	5.453	5.886	446.8E6	697.0E6	2296.943	2420.390
Sum	1254-1			1768.8E6	2850.1E6	11716.438	12202.123
Average	1254-1					2343.288	2440.425
24) l6	1242-1	0.000	0.000	0	0	N.D. d	N.D. d
25) l6	1242-2	0.000	0.000	0	0	N.D. d	N.D. d
26) l6	1242-3	0.000	0.000	0	0	N.D. d	N.D. d
27) l6	1242-4	0.000	0.000	0	0	N.D. d	N.D. d
28) l6	1242-5	0.000	0.000	0	0	N.D. d	N.D. d
Sum	1242-1			0	0	N.D.	N.D.
Average	1242-1					0.000	0.000
29) l9	1268-1	0.000	0.000	0	0	N.D. d	N.D. d
30) l9	1268-2	0.000	0.000	0	0	N.D. d	N.D. d
31) l9	1268-3	0.000	0.000	0	0	N.D. d	N.D. d
32) l9	1268-4	0.000	0.000	0	0	N.D. d	N.D. d
33) l9	1268-5	0.000	0.000	0	0	N.D. d	N.D. d
Sum	1268-1			0	0	N.D.	N.D.
Average	1268-1					0.000	0.000
35) l7	1248-1	0.000	0.000	0	0	N.D. d	N.D. d
36) l7	1248-2	0.000	0.000	0	0	N.D. d	N.D. d
37) l7	1248-3	0.000	0.000	0	0	N.D. d	N.D. d
38) l7	1248-4	0.000	0.000	0	0	N.D. d	N.D. d
39) l7	1248-5	0.000	0.000	0	0	N.D. d	N.D. d
Sum	1248-1			0	0	N.D.	N.D.

Quantitation Report (QT Reviewed)

Data Path : I:\Pest16\190409ICAL\
Data File : 16190409ical-36.d
Signal(s) : Signal #1: ECD1A.ch Signal #2: ECD2B.ch
Acq On : 9 Apr 2019 8:57 am
Operator : pest16:kb
Sample : cicv2154,42e,,9031
Misc : wg1224427,
ALS Vial : 35 Sample Multiplier: 1

Integration File signal 1: events.e
Integration File signal 2: events2.e
Quant Time: Apr 09 11:07:44 2019
Quant Method : I:\Pest16\190409ICAL\P16_pcb_04_09_19_ugL_ICAL.m
Quant Title : pcb
QLast Update : Tue Apr 09 11:05:24 2019
Response via : Initial Calibration
Integrator: ChemStation

Volume Inj. :
Signal #1 Phase : Signal #2 Phase:
Signal #1 Info : Signal #2 Info :

Sub List : Default - All compounds listed

	Compound	RT#1	RT#2	Resp#1	Resp#2	ug/l	ug/l
Average	1248-1					0.000	0.000
41) l5	1232-1	0.000	0.000	0	0	N.D. d	N.D. d
42) l5	1232-2	0.000	0.000	0	0	N.D. d	N.D. d
43) l5	1232-3	0.000	0.000	0	0	N.D. d	N.D. d
44) l5	1232-4	0.000	0.000	0	0	N.D. d	N.D. d
45) l5	1232-5	0.000	0.000	0	0	N.D. d	N.D. d
Sum	1232-1			0	0	N.D.	N.D.
Average	1232-1					0.000	0.000
46) l8	1262-1	0.000	0.000	0	0	N.D. d	N.D. d
47) l8	1262-2	0.000	0.000	0	0	N.D. d	N.D. d
48) l8	1262-3	0.000	0.000	0	0	N.D. d	N.D. d
49) l8	1262-4	0.000	0.000	0	0	N.D. d	N.D. d
50) l8	1262-5	0.000	0.000	0	0	N.D. d	N.D. d
Sum	1262-1			0	0	N.D.	N.D.
Average	1262-1					0.000	0.000

SemiQuant Compounds - Not Calibrated on this Instrument

Sum	1262-1			0	0	N.D.	N.D.
Average	1262-1					0.000	0.000

(f)=RT Delta > 1/2 Window (D)=Amounts differ by > 40% (m)=manual int.
(#)=Recovery Exceeds Compound Acceptance Limits.
(I,C,F) I=Interference, C=Coelluting Calibration Peak, F=Fails CC Criteria.

Sub List : Default - All compounds listed Reviewed)

Data Path : I:\Pest16\190409ICAL\
Data File : 16190409ical-36.d
Signal(s) : Signal #1: ECD1A.ch Signal #2: ECD2B.ch
Acq On : 9 Apr 2019 8:57 am
Operator : pest16:kb
Sample : cicv2154,42e,,9031
Misc : wg1224427,
ALS Vial : 35 Sample Multiplier: 1

Integration File signal 1: events.e
Integration File signal 2: events2.e
Quant Time: Apr 09 11:07:44 2019
Quant Method : I:\Pest16\190409ICAL\P16_pcb_04_09_19_ugL_ICAL.m
Quant Title : pcb
QLast Update : Tue Apr 09 11:05:24 2019
Response via : Initial Calibration
Integrator: ChemStation

Volume Inj. :
Signal #1 Phase : Signal #2 Phase:
Signal #1 Info : Signal #2 Info :

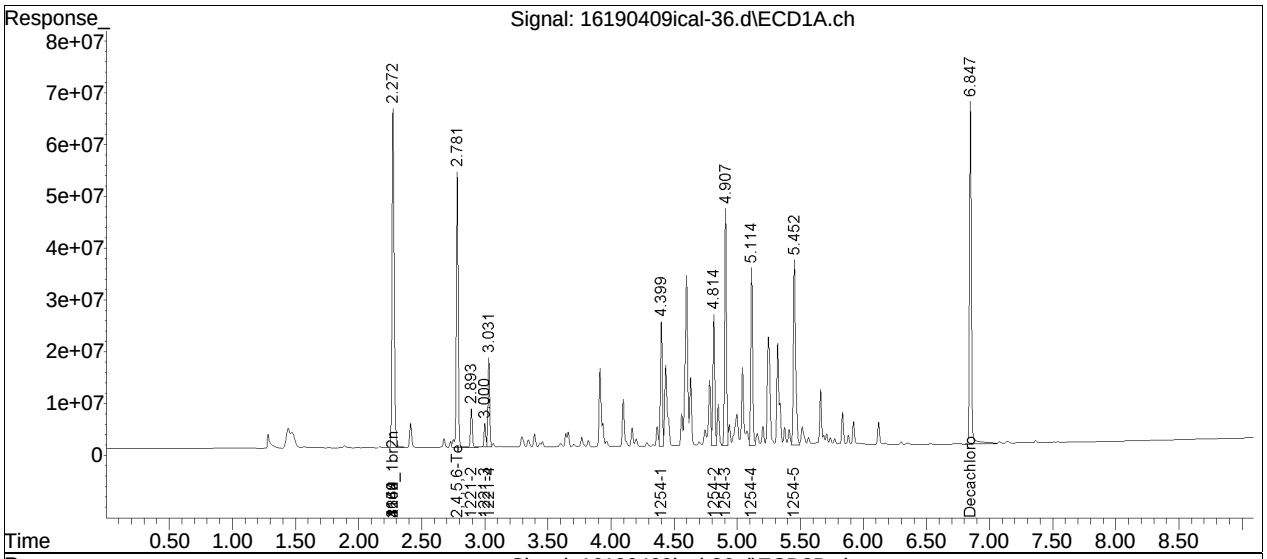

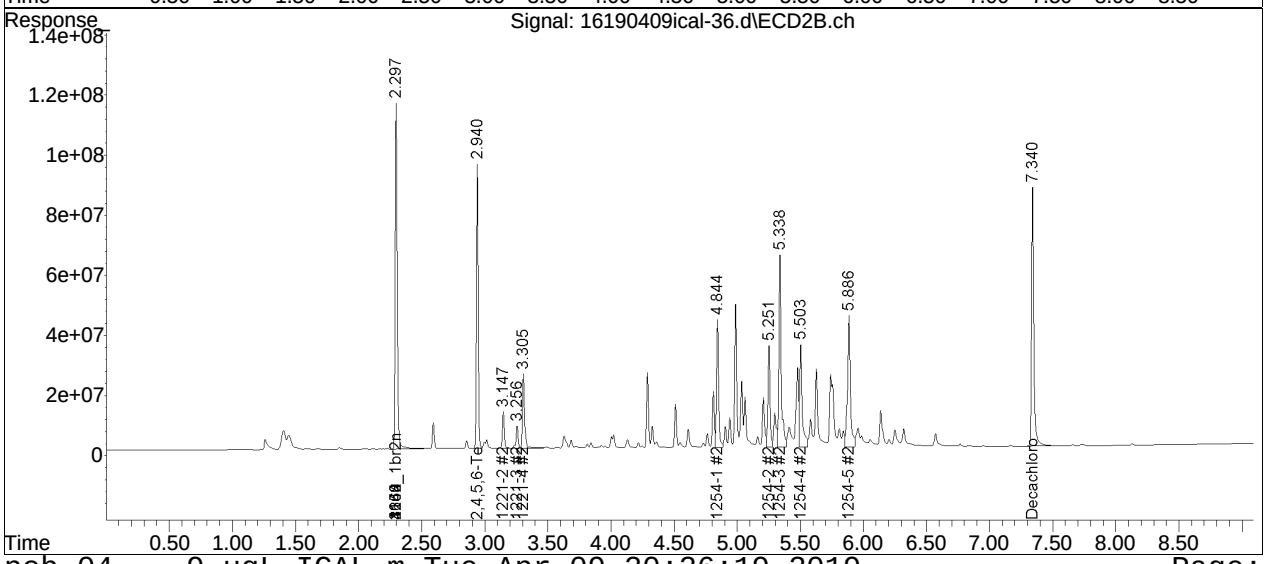

Manual Integration Report

Data Path	: I:\Pest16\190409ICAL\	QMethod	: P16_pcb_04_09_19_ugL_ICA
Data File	: 16190409ical-36.d	Operator	: pest16:kb
Date Inj'd	: 4/9/2019 8:57 am	Instrument	: PEST16
Sample	: cicv2154,42e,,9031	Quant Date	: 4/9/2019 11:06 am

There are no manual integrations or false positives in this file.

Evaluate Continuing Calibration Report

Data Path : I:\Pest16\190409ICAL\
Data File : 16190409ical-37.d
Signal(s) : Signal #1: ECD1A.ch Signal #2: ECD2B.ch
Acq On : 9 Apr 2019 9:10 am
Operator : pest16:kb
Sample : cicv1660,42e,,9027
Misc : wg1224427,
ALS Vial : 36 Sample Multiplier: 1

Integration File signal 1: events.e
Integration File signal 2: events2.e
Quant Time: Apr 09 11:06:45 2019
Quant Method : I:\Pest16\190409ICAL\P16_pcb_04_09_19_ugL_ICAL.m
Quant Title : pcb
QLast Update : Tue Apr 09 11:05:24 2019
Response via : Initial Calibration
Integrator: ChemStation

Volume Inj. :
Signal #1 Phase : Signal #2 Phase:
Signal #1 Info : Signal #2 Info :

Min. RRF : 0.000 Min. Rel. Area : 50% Max. R.T. Dev 0.50min
Max. RRF Dev : 20% Max. Rel. Area : 150%

		Compound	Amount	Calc.	%Dev	Area%	Dev(Min)
1	i	1660_1br2nb	250.000	250.000	0.0	94	0.00
2	s	2,4,5,6-Tetrachloro-m-xylen	160.000	162.256	-1.4	94	0.00
3	s	Decachlorobiphenyl	320.000	337.855	-5.6	96	0.00
4	l1	1016-1	2500.000	2254.425	9.8	89	0.00
5	l1	1016-2	2500.000	2413.405	3.5	95	0.00
6	l1	1016-3	2500.000	2568.014	-2.7	96	0.00
7	l1	1016-4	2500.000	2461.271	1.5	96	0.00
8	l1	1016-5	2500.000	2427.009	2.9	94	0.00
9	l2	1260-1	2500.000	2448.461	2.1	94	0.00
10	l2	1260-2	2500.000	2562.461	-2.5	97	0.00
11	l2	1260-3	2500.000	2187.685	12.5	82	0.00
12	l2	1260-4	2500.000	2135.768	14.6	77	0.00
13	l2	1260-5	2500.000	2278.784	8.8	85	0.00

Signal #2

1	i	1660_1br2nb	250.000	250.000	0.0	94	0.00
2	s	2,4,5,6-Tetrachloro-m-xyl	160.000	161.147	-0.7	93	0.00
3	s	Decachlorobiphenyl	320.000	325.851	-1.8	98	0.00
4	l1	1016-1	2500.000	2251.846	9.9	86	0.00
5	l1	1016-2	2500.000	2423.594	3.1	95	0.00
6	l1	1016-3	2500.000	2575.513	-3.0	96	0.00
7	l1	1016-4	2500.000	2528.185	-1.1	95	0.00
8	l1	1016-5	2500.000	2566.353	-2.7	95	0.00
9	l2	1260-1	2500.000	2629.571	-5.2	98	0.00
10	l2	1260-2	2500.000	2531.893	-1.3	95	0.00
11	l2	1260-3	2500.000	2323.775	7.0	86	0.00
12	l2	1260-4	2500.000	2307.508	7.7	89	0.00
13	l2	1260-5	2500.000	2310.187	7.6	86	0.00

Evaluate Continuing Calibration Report

Data Path : I:\Pest16\190409ICAL\
Data File : 16190409ical-37.d
Signal(s) : Signal #1: ECD1A.ch Signal #2: ECD2B.ch
Acq On : 9 Apr 2019 9:10 am
Operator : pest16:kb
Sample : cicv1660,42e,,9027
Misc : wg1224427,
ALS Vial : 36 Sample Multiplier: 1

Integration File signal 1: events.e
Integration File signal 2: events2.e
Quant Time: Apr 09 11:06:45 2019
Quant Method : I:\Pest16\190409ICAL\P16_pcb_04_09_19_ugL_ICAL.m
Quant Title : pcb
QLast Update : Tue Apr 09 11:05:24 2019
Response via : Initial Calibration
Integrator: ChemStation

Volume Inj. :
Signal #1 Phase : Signal #2 Phase:
Signal #1 Info : Signal #2 Info :

Min. RRF : 0.000 Min. Rel. Area : 50% Max. R.T. Dev 0.50min
Max. RRF Dev : 20% Max. Rel. Area : 150%

		Compound	Amount	Calc.	%Dev	Area%	Dev(Min)
14	i	2154_1br2nb	250.000	250.000	0.0	0	-2.27#
15	l3	1221-2	2500.000	0.000	100.0#	0	-2.90#
16	l3	1221-3	2500.000	0.000	100.0#	0	-3.00#
17	l3	1221-4	2500.000	0.000	100.0#	0	-3.03#
18	l4	1254-1	2500.000	0.000	100.0#	0	-4.40#
19	l4	1254-2	2500.000	0.000	100.0#	0	-4.82#
20	l4	1254-3	2500.000	0.000	100.0#	0	-4.91#
21	l4	1254-4	2500.000	0.000	100.0#	0	-5.12#
22	l4	1254-5	2500.000	0.000	100.0#	0	-5.46#
23	i	4268_1br2nb	250.000	250.000	0.0	0	-2.27#
24	l6	1242-1	2500.000	0.000	100.0#	0	-3.03#
25	l6	1242-2	2500.000	0.000	100.0#	0	-3.29#
26	l6	1242-3	2500.000	0.000	100.0#	0	-3.66#
27	l6	1242-4	2500.000	0.000	100.0#	0	-4.10#
28	l6	1242-5	2500.000	0.000	100.0#	0	-4.43#
29	l9	1268-1	2500.000	0.000	100.0#	0	-6.14#
30	l9	1268-2	2500.000	0.000	100.0#	0	-6.17#
31	l9	1268-3	2500.000	0.000	100.0#	0	-6.30#
32	l9	1268-4	2500.000	0.000	100.0#	0	-6.54#
33	l9	1268-5	2500.000	0.000	100.0#	0	-6.73#
34	i	1248_1br2nb	250.000	250.000	0.0	0	-2.27#
35	l7	1248-1	2500.000	0.000	100.0#	0	-3.92#
36	l7	1248-2	2500.000	0.000	100.0#	0	-4.10#
37	l7	1248-3	2500.000	0.000	100.0#	0	-4.43#
38	l7	1248-4	2500.000	0.000	100.0#	0	-4.46#
39	l7	1248-5	2500.000	0.000	100.0#	0	-4.61#

Evaluate Continuing Calibration Report - Not Founds

Evaluate Continuing Calibration Report

Data Path : I:\Pest16\190409ICAL\
Data File : 16190409ical-37.d
Signal(s) : Signal #1: ECD1A.ch Signal #2: ECD2B.ch
Acq On : 9 Apr 2019 9:10 am
Operator : pest16:kb
Sample : cicv1660,42e,,9027
Misc : wg1224427,
ALS Vial : 36 Sample Multiplier: 1

Integration File signal 1: events.e
Integration File signal 2: events2.e
Quant Time: Apr 09 11:06:45 2019
Quant Method : I:\Pest16\190409ICAL\P16_pcb_04_09_19_ugL_ICAL.m
Quant Title : pcb
QLast Update : Tue Apr 09 11:05:24 2019
Response via : Initial Calibration
Integrator: ChemStation

Volume Inj. :
Signal #1 Phase : Signal #2 Phase:
Signal #1 Info : Signal #2 Info :

Min. RRF : 0.000 Min. Rel. Area : 50% Max. R.T. Dev 0.50min
Max. RRF Dev : 20% Max. Rel. Area : 150%

		Compound	Amount	Calc.	%Dev	Area%	Dev(Min)
40	i	3262_1br2nb	250.000	250.000	0.0	0	-2.27#
41	l5	1232-1	2500.000	0.000	100.0#	0	-3.03#
42	l5	1232-2	2500.000	0.000	100.0#	0	-3.30#
43	l5	1232-3	2500.000	0.000	100.0#	0	-3.66#
44	l5	1232-4	2500.000	0.000	100.0#	0	-4.10#
45	l5	1232-5	2500.000	0.000	100.0#	0	-4.43#
46	l8	1262-1	2500.000	0.000	100.0#	0	-5.25#
47	l8	1262-2	2500.000	0.000	100.0#	0	-5.53#
48	l8	1262-3	2500.000	0.000	100.0#	0	-5.71#
49	l8	1262-4	2500.000	0.000	100.0#	0	-5.92#
50	l8	1262-5	2500.000	0.000	100.0#	0	-6.14#

Signal #2

14	i	2154_1br2nb	250.000	250.000	0.0	0	-2.30#
15	l3	1221-2	2500.000	0.000	100.0#	0	-3.15#
16	l3	1221-3	2500.000	0.000	100.0#	0	-3.26#
17	l3	1221-4	2500.000	0.000	100.0#	0	-3.31#
18	l4	1254-1	2500.000	0.000	100.0#	0	-4.85#
19	l4	1254-2	2500.000	0.000	100.0#	0	-5.25#
20	l4	1254-3	2500.000	0.000	100.0#	0	-5.34#
21	l4	1254-4	2500.000	0.000	100.0#	0	-5.51#
22	l4	1254-5	2500.000	0.000	100.0#	0	-5.89#
23	i	4268_1br2nb	250.000	250.000	0.0	0	-2.30#
24	l6	1242-1	2500.000	0.000	100.0#	0	-3.31#
25	l6	1242-2	2500.000	0.000	100.0#	0	-3.63#
26	l6	1242-3	2500.000	0.000	100.0#	0	-4.02#
27	l6	1242-4	2500.000	0.000	100.0#	0	-4.51#

Evaluate Continuing Calibration Report

Data Path : I:\Pest16\190409ICAL\
Data File : 16190409ical-37.d
Signal(s) : Signal #1: ECD1A.ch Signal #2: ECD2B.ch
Acq On : 9 Apr 2019 9:10 am
Operator : pest16:kb
Sample : cicv1660,42e,,9027
Misc : wg1224427,
ALS Vial : 36 Sample Multiplier: 1

Integration File signal 1: events.e
Integration File signal 2: events2.e
Quant Time: Apr 09 11:06:45 2019
Quant Method : I:\Pest16\190409ICAL\P16_pcb_04_09_19_ugL_ICAL.m
Quant Title : pcb
QLast Update : Tue Apr 09 11:05:24 2019
Response via : Initial Calibration
Integrator: ChemStation

Volume Inj. :
Signal #1 Phase : Signal #2 Phase:
Signal #1 Info : Signal #2 Info :

Min. RRF : 0.000 Min. Rel. Area : 50% Max. R.T. Dev 0.50min
Max. RRF Dev : 20% Max. Rel. Area : 150%

		Compound	Amount	Calc.	%Dev	Area%	Dev(Min)
28	l6	1242-5	2500.000	0.000	100.0#	0	-4.81#
29	l9	1268-1	2500.000	0.000	100.0#	0	-6.57#
30	l9	1268-2	2500.000	0.000	100.0#	0	-6.60#
31	l9	1268-3	2500.000	0.000	100.0#	0	-6.77#
32	l9	1268-4	2500.000	0.000	100.0#	0	-6.95#
33	l9	1268-5	2500.000	0.000	100.0#	0	-7.17#
34	i	1248_1br2nb	250.000	250.000	0.0	0	-2.30#
35	l7	1248-1	2500.000	0.000	100.0#	0	-4.29#
36	l7	1248-2	2500.000	0.000	100.0#	0	-4.51#
37	l7	1248-3	2500.000	0.000	100.0#	0	-4.81#
38	l7	1248-4	2500.000	0.000	100.0#	0	-4.85#
39	l7	1248-5	2500.000	0.000	100.0#	0	-5.03#
40	i	3262_1br2nb	250.000	250.000	0.0	0	-2.30#
41	l5	1232-1	2500.000	0.000	100.0#	0	-3.31#
42	l5	1232-2	2500.000	0.000	100.0#	0	-3.63#
43	l5	1232-3	2500.000	0.000	100.0#	0	-4.02#
44	l5	1232-4	2500.000	0.000	100.0#	0	-4.51#
45	l5	1232-5	2500.000	0.000	100.0#	0	-4.81#
46	l8	1262-1	2500.000	0.000	100.0#	0	-5.63#
47	l8	1262-2	2500.000	0.000	100.0#	0	-5.95#
48	l8	1262-3	2500.000	0.000	100.0#	0	-6.16#
49	l8	1262-4	2500.000	0.000	100.0#	0	-6.32#
50	l8	1262-5	2500.000	0.000	100.0#	0	-6.57#

(#) = Out of Range SPCC's out = 0 CCC's out = 0

Quantitation Report (QT Reviewed)

Data Path : I:\Pest16\190409ICAL\
Data File : 16190409ical-37.d
Signal(s) : Signal #1: ECD1A.ch Signal #2: ECD2B.ch
Acq On : 9 Apr 2019 9:10 am
Operator : pest16:kb
Sample : cicv1660,42e,,9027
Misc : wg1224427,
ALS Vial : 36 Sample Multiplier: 1

Integration File signal 1: events.e
Integration File signal 2: events2.e
Quant Time: Apr 09 11:06:45 2019
Quant Method : I:\Pest16\190409ICAL\P16_pcb_04_09_19_ugL_ICAL.m
Quant Title : pcb
QLast Update : Tue Apr 09 11:05:24 2019
Response via : Initial Calibration
Integrator: ChemStation

Volume Inj. :
Signal #1 Phase : Signal #2 Phase:
Signal #1 Info : Signal #2 Info :

Sub List : Default - All compounds listed

	Compound	RT#1	RT#2	Resp#1	Resp#2	ug/l	ug/l
	Internal Standards						
1) i	1660_1br2nb	2.272	2.298	737.5E6	1283.0E6	250.000	250.000
14) i	2154_1br2nb	0.000	0.000	0	0	N.D. d	N.D. d
23) i	4268_1br2nb	0.000	0.000	0	0	N.D. d	N.D. d
34) i	1248_1br2nb	0.000	0.000	0	0	N.D. d	N.D. d
40) i	3262_1br2nb	0.000	0.000	0	0	N.D. d	N.D. d
	System Monitoring Compounds						
2) s	2,4,5,6-Tetr	2.782	2.941	530.9E6	909.8E6	162.256	161.147
Spiked Amount	500.000	Range	30 - 150	Recovery	=	32.45%	32.23%
3) s	Decachlorobi	6.847	7.339	732.6E6	1111.7E6	337.855	325.851
Spiked Amount	500.000	Range	30 - 150	Recovery	=	67.57%	65.17%
	Target Compounds						
4) l1	1016-1	3.031	3.305	122.4E6	203.3E6	2254.425	2251.846
5) l1	1016-2	3.293	3.630	283.1E6	518.9E6	2413.405	2423.594
6) l1	1016-3	3.660	4.020	369.3E6	611.4E6	2568.014	2575.513
7) l1	1016-4	3.768	4.131	251.4E6	378.9E6	2461.271	2528.185
8) l1	1016-5	4.096	4.511	194.3E6	326.5E6	2427.009M3	2566.353
Sum	1016-1			1220.4E6	2038.9E6	12124.125	12345.491
Average	1016-1					2424.825	2469.098
9) l2	1260-1	5.042	5.480	364.4E6	658.2E6	2448.461	2629.571
10) l2	1260-2	5.245	5.627	572.2E6	718.7E6	2562.461	2531.893
11) l2	1260-3	5.707	6.153	310.2E6	519.9E6	2187.685	2323.775
12) l2	1260-4	5.922	6.320	672.6E6	1093.9E6	2135.768	2307.508
13) l2	1260-5	6.120	6.569	494.6E6	642.8E6	2278.784	2310.187
Sum	1260-1			2414.0E6	3633.6E6	N.D.	N.D. D
Average	1260-1					2322.632	2420.587
15) l3	1221-2	0.000	0.000	0	0	N.D. d	N.D. d
16) l3	1221-3	0.000	0.000	0	0	N.D. d	N.D. d
17) l3	1221-4	0.000	0.000	0	0	N.D. d	N.D. d

Quantitation Report (QT Reviewed)

Data Path : I:\Pest16\190409ICAL\
Data File : 16190409ical-37.d
Signal(s) : Signal #1: ECD1A.ch Signal #2: ECD2B.ch
Acq On : 9 Apr 2019 9:10 am
Operator : pest16:kb
Sample : cicv1660,42e,,9027
Misc : wg1224427,
ALS Vial : 36 Sample Multiplier: 1

Integration File signal 1: events.e
Integration File signal 2: events2.e
Quant Time: Apr 09 11:06:45 2019
Quant Method : I:\Pest16\190409ICAL\P16_pcb_04_09_19_ugL_ICAL.m
Quant Title : pcb
QLast Update : Tue Apr 09 11:05:24 2019
Response via : Initial Calibration
Integrator: ChemStation

Volume Inj. :
Signal #1 Phase : Signal #2 Phase:
Signal #1 Info : Signal #2 Info :

Sub List : Default - All compounds listed

	Compound	RT#1	RT#2	Resp#1	Resp#2	ug/l	ug/l
Sum	1221-2			0	0	N.D.	N.D.
Average	1221-2					0.000	0.000
18) l4	1254-1	0.000	0.000	0	0	N.D. d	N.D. d
19) l4	1254-2	0.000	0.000	0	0	N.D. d	N.D. d
20) l4	1254-3	0.000	0.000	0	0	N.D. d	N.D. d
21) l4	1254-4	0.000	0.000	0	0	N.D. d	N.D. d
22) l4	1254-5	0.000	0.000	0	0	N.D. d	N.D. d
Sum	1254-1			0	0	N.D.	N.D.
Average	1254-1					0.000	0.000
24) l6	1242-1	0.000	0.000	0	0	N.D. d	N.D. d
25) l6	1242-2	0.000	0.000	0	0	N.D. d	N.D. d
26) l6	1242-3	0.000	0.000	0	0	N.D. d	N.D. d
27) l6	1242-4	0.000	0.000	0	0	N.D. d	N.D. d
28) l6	1242-5	0.000	0.000	0	0	N.D. d	N.D. d
Sum	1242-1			0	0	N.D.	N.D.
Average	1242-1					0.000	0.000
29) l9	1268-1	0.000	0.000	0	0	N.D. d	N.D. d
30) l9	1268-2	0.000	0.000	0	0	N.D. d	N.D. d
31) l9	1268-3	0.000	0.000	0	0	N.D. d	N.D. d
32) l9	1268-4	0.000	0.000	0	0	N.D. d	N.D. d
33) l9	1268-5	0.000	0.000	0	0	N.D. d	N.D. d
Sum	1268-1			0	0	N.D.	N.D.
Average	1268-1					0.000	0.000
35) l7	1248-1	0.000	0.000	0	0	N.D. d	N.D. d
36) l7	1248-2	0.000	0.000	0	0	N.D. d	N.D. d
37) l7	1248-3	0.000	0.000	0	0	N.D. d	N.D. d
38) l7	1248-4	0.000	0.000	0	0	N.D. d	N.D. d
39) l7	1248-5	0.000	0.000	0	0	N.D. d	N.D. d
Sum	1248-1			0	0	N.D.	N.D.

Quantitation Report (QT Reviewed)

Data Path : I:\Pest16\190409ICAL\
Data File : 16190409ical-37.d
Signal(s) : Signal #1: ECD1A.ch Signal #2: ECD2B.ch
Acq On : 9 Apr 2019 9:10 am
Operator : pest16:kb
Sample : cicv1660,42e,,9027
Misc : wg1224427,
ALS Vial : 36 Sample Multiplier: 1

Integration File signal 1: events.e
Integration File signal 2: events2.e
Quant Time: Apr 09 11:06:45 2019
Quant Method : I:\Pest16\190409ICAL\P16_pcb_04_09_19_ugL_ICAL.m
Quant Title : pcb
QLast Update : Tue Apr 09 11:05:24 2019
Response via : Initial Calibration
Integrator: ChemStation

Volume Inj. :
Signal #1 Phase : Signal #2 Phase:
Signal #1 Info : Signal #2 Info :

Sub List : Default - All compounds listed

Compound	RT#1	RT#2	Resp#1	Resp#2	ug/l	ug/l
Average 1248-1					0.000	0.000
41) l5 1232-1	0.000	0.000	0	0	N.D. d	N.D. d
42) l5 1232-2	0.000	0.000	0	0	N.D. d	N.D. d
43) l5 1232-3	0.000	0.000	0	0	N.D. d	N.D. d
44) l5 1232-4	0.000	0.000	0	0	N.D. d	N.D. d
45) l5 1232-5	0.000	0.000	0	0	N.D. d	N.D. d
Sum 1232-1			0	0	N.D.	N.D.
Average 1232-1					0.000	0.000
46) l8 1262-1	0.000	0.000	0	0	N.D. d	N.D. d
47) l8 1262-2	0.000	0.000	0	0	N.D. d	N.D. d
48) l8 1262-3	0.000	0.000	0	0	N.D. d	N.D. d
49) l8 1262-4	0.000	0.000	0	0	N.D. d	N.D. d
50) l8 1262-5	0.000	0.000	0	0	N.D. d	N.D. d
Sum 1262-1			0	0	N.D.	N.D.
Average 1262-1					0.000	0.000

SemiQuant Compounds - Not Calibrated on this Instrument

Sum 1262-1			0	0	N.D.	N.D.
Average 1262-1					0.000	0.000

(f)=RT Delta > 1/2 Window (D)=Amounts differ by > 40% (m)=manual int.
(#)=Recovery Exceeds Compound Acceptance Limits.
(I,C,F) I=Interference, C=Coelluting Calibration Peak, F=Fails CC Criteria.

Sub List : Default - All compounds listed Reviewed)

Data Path : I:\Pest16\190409ICAL\
Data File : 16190409ical-37.d
Signal(s) : Signal #1: ECD1A.ch Signal #2: ECD2B.ch
Acq On : 9 Apr 2019 9:10 am
Operator : pest16:kb
Sample : cicv1660,42e,,9027
Misc : wg1224427,
ALS Vial : 36 Sample Multiplier: 1

Integration File signal 1: events.e
Integration File signal 2: events2.e
Quant Time: Apr 09 11:06:45 2019
Quant Method : I:\Pest16\190409ICAL\P16_pcb_04_09_19_ugL_ICAL.m
Quant Title : pcb
QLast Update : Tue Apr 09 11:05:24 2019
Response via : Initial Calibration
Integrator: ChemStation

Volume Inj. :
Signal #1 Phase : Signal #2 Phase:
Signal #1 Info : Signal #2 Info :

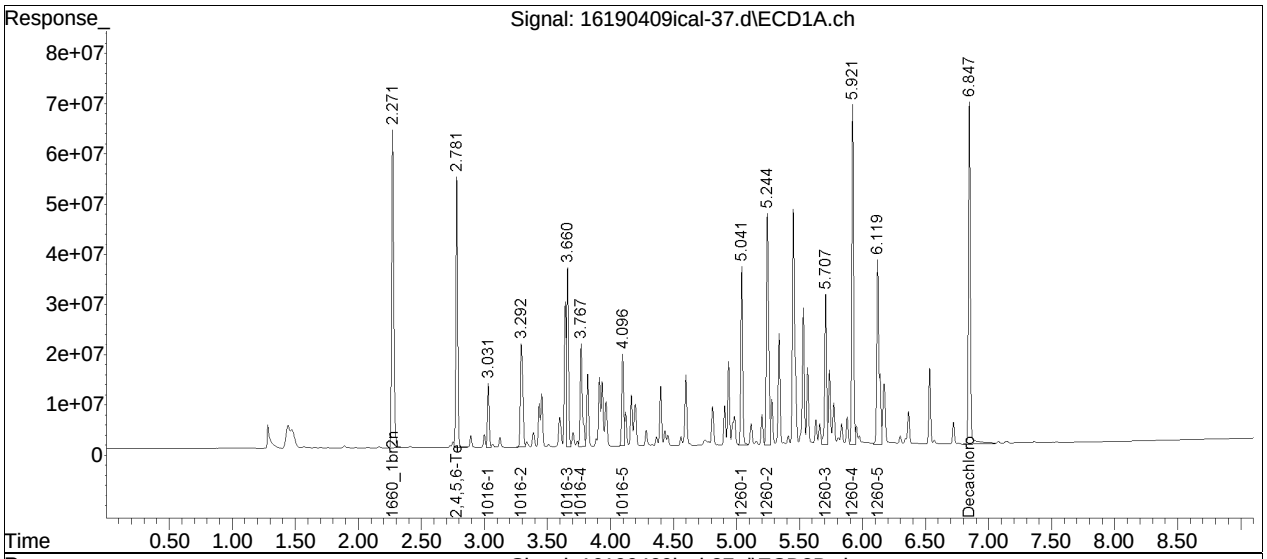

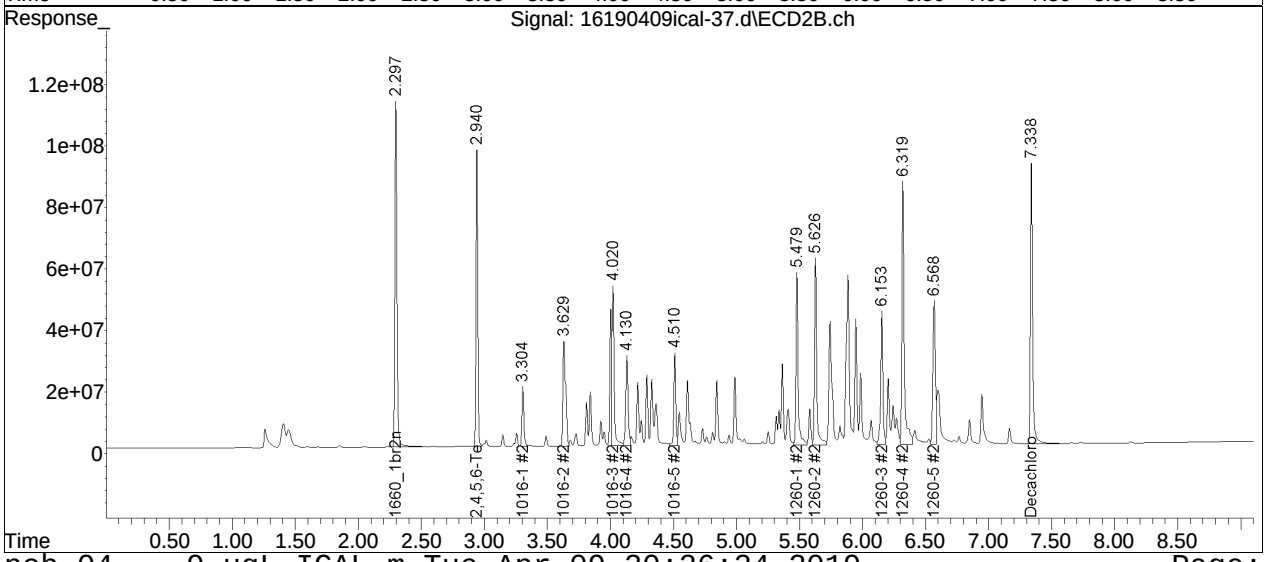

Manual Integration Report

Data Path	: I:\Pest16\190409ICAL\	QMethod	: P16_pcb_04_09_19_ugL_ICA
Data File	: 16190409ical-37.d	Operator	: pest16:kb
Date Inj'd	: 4/9/2019 9:10 am	Instrument	: PEST16
Sample	: cicv1660,42e,,9027	Quant Date	: 4/9/2019 11:05 am

Compound #8: 1016-5

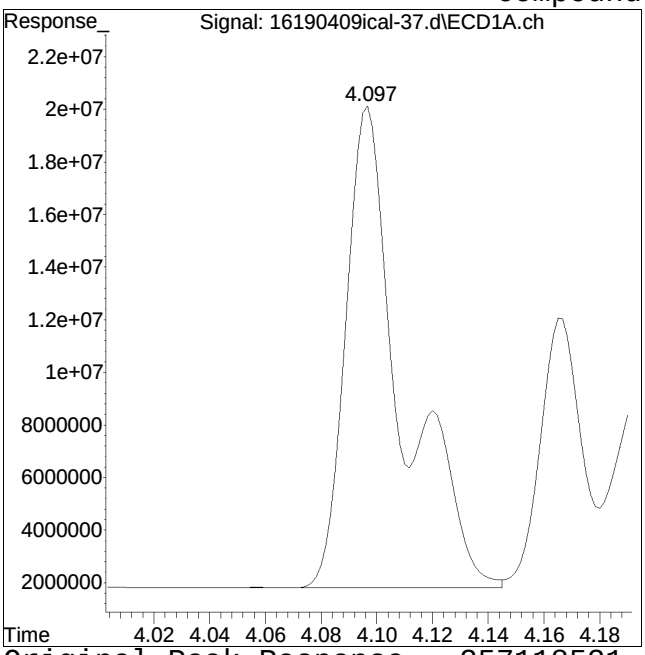

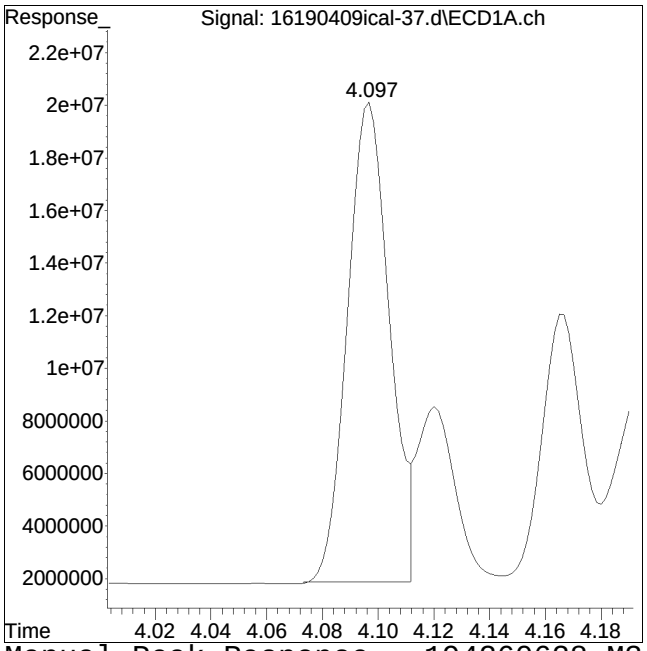

Original Peak Response = 257118521 Manual Peak Response = 194260628 M3
M3 = Misidentification of the peak (i.e. 1,4-dichlorobenzene identified as 1,3-dichlorobenzene), or misidentification from 2 partially resolved peaks not being split.

Response Factor Report Pest 12

Method Path : I:\Pest12\190409ical\
Method File : P12_pcb_04-09-19_ICAL_ugL_.m
Title : pcb
Last Update : Tue Apr 09 17:00:43 2019
Response Via : Initial Calibration

Calibration Files
1 =12190409ical-21.d 2 =12190409ical-22.d 3 =12190409ical-23.d 4 =12190409ical-24.d
5 =12190409ical-25.d 6 =12190409ical-32.d

	Compound	1	2	3	4	5	6	Avg	%RSD
1) i	1660_1br2nb	----------ISTD----------							
2) s	2,4,5,6-Tetra...	1.150	1.092	1.062	1.020	0.943	0.915	1.030	8.71
3) s	Decachlorobip...	0.728	0.664	0.561	0.586	0.569	0.533	0.607	12.19
4) l1	1016-1	0.023	0.022	0.020	0.019	0.017	0.015	0.019	14.62
5) l1	1016-2	0.051	0.044	0.041	0.038	0.036	0.032	0.040	16.41
6) l1	1016-3	0.097	0.085	0.079	0.075	0.072	0.065	0.079	13.93
7) l1	1016-4	0.041	0.036	0.036	0.033	0.032	0.030	0.035	11.80
8) l1	1016-5	0.044	0.039	0.040	0.037	0.035	0.031	0.038	12.21
9) l2	1260-1	0.055	0.050	0.047	0.048	0.045	0.041	0.048	10.19
10) l2	1260-2	0.084	0.073	0.067	0.066	0.063	0.058	0.069	12.90
11) l2	1260-3	0.045	0.044	0.042	0.044	0.042	0.038	0.042	5.81
12) l2	1260-4	0.111	0.102	0.096	0.105	0.099	0.092	0.101	6.58
13) l2	1260-5	0.072	0.068	0.061	0.061	0.060	0.056	0.063	9.45
14) i	2154_1br2nb	----------ISTD----------							
15) l3	1221-1	0.012	0.011	0.011	0.011	0.010	0.009	0.011	9.08
16) l3	1221-2	0.007	0.007	0.007	0.006	0.006	0.005	0.006	9.66
17) l3	1221-3	0.026	0.027	0.026	0.023	0.022	0.019	0.024	12.50
18) l4	1254-1	0.043	0.037	0.036	0.034	0.032	0.029	0.035	13.25
19) l4	1254-2	0.031	0.037	0.037	0.034	0.033	0.030	0.034	8.54
20) l4	1254-3	0.062	0.059	0.059	0.055	0.053	0.050	0.056	8.03
21) l4	1254-4	0.047	0.043	0.045	0.042	0.040	0.038	0.042	7.88
22) l4	1254-5	0.061	0.059	0.063	0.059	0.057	0.053	0.059	5.82
23) i	4268_1br2nb	----------ISTD----------							
24) l6	1242-1	0.016	0.015	0.014	0.014	0.013	0.011	0.014	10.74
25) l6	1242-2	0.034	0.030	0.028	0.029	0.028	0.025	0.029	10.58
26) l6	1242-3	0.070	0.057	0.053	0.056	0.055	0.050	0.057	11.84
27) l6	1242-4	0.029	0.027	0.026	0.029	0.027	0.025	0.027	6.12
28) l6	1242-5	0.018	0.017	0.017	0.019	0.018	0.017	0.018	4.87
29) l9	1268-1	0.106	0.099	0.095	0.099	0.101	0.094	0.099	4.66

Method Path : I:\Pest12\190409ical\
Method File : P12_pcb_04-09-19_ICAL_ugL_.m
Title : pcb
Last Update : Tue Apr 09 17:00:43 2019
Response Via : Initial Calibration

Calibration Files
1 =12190409ical-21.d 2 =12190409ical-22.d 3 =12190409ical-23.d 4 =12190409ical-24.d
5 =12190409ical-25.d 6 =12190409ical-32.d

	Compound	1	2	3	4	5	6	Avg	%RSD
30) l9	1268-2	0.124	0.116	0.109	0.114	0.115	0.102	0.113	6.37
31) l9	1268-3	0.077	0.072	0.069	0.072	0.073	0.066	0.071	5.11
32) l9	1268-4	0.032	0.033	0.035	0.036	0.036	0.032	0.034	5.38
33) l9	1268-5	0.192	0.187	0.177	0.188	0.193	0.173	0.185	4.42
34) i	1248_1br2nb	----------ISTD----------							
35) l7	1248-1	0.022	0.021	0.019	0.019	0.016	0.017	0.019	11.71
36) l7	1248-2	0.026	0.030	0.029	0.027	0.023	0.024	0.027	10.46
37) l7	1248-3	0.049	0.048	0.046	0.042	0.040	0.038	0.044	10.27
38) l7	1248-4	0.037	0.038	0.035	0.033	0.032	0.031	0.034	7.44
39) l7	1248-5	0.038	0.035	0.036	0.033	0.032	0.030	0.034	8.89
40) i	3262_1br2nb	----------ISTD----------							
41) l5	1232-1	0.021	0.021	0.022	0.020	0.019	0.017	0.020	8.95
42) l5	1232-2	0.022	0.019	0.020	0.019	0.018	0.017	0.019	8.80
43) l5	1232-3	0.043	0.037	0.039	0.037	0.035	0.034	0.037	8.25
44) l5	1232-4	0.016	0.015	0.017	0.016	0.015	0.016	0.016	3.59
45) l5	1232-5	0.008	0.010	0.011	0.011	0.010	0.010	0.010	10.47
46) l8	1262-1	0.049	0.047	0.049	0.045	0.044	0.043	0.046	5.72
47) l8	1262-2	0.058	0.059	0.061	0.057	0.055	0.054	0.058	4.60
48) l8	1262-3	0.055	0.051	0.054	0.052	0.049	0.048	0.051	5.34
49) l8	1262-4	0.105	0.109	0.111	0.107	0.102	0.102	0.106	3.43
50) l8	1262-5	0.042	0.039	0.039	0.039	0.036	0.036	0.038	5.59

Signal #2 Calibration Files
1 =12190409ical-21.d 2 =12190409ical-22.d 3 =12190409ical-23.d 4 =12190409ical-24.d
5 =12190409ical-25.d 6 =12190409ical-32.d

	Compound	1	2	3	4	5	6	Avg	%RSD
1) i	1660_1br2nb	----------ISTD----------							
2) s	2,4,5,6-Tetra...	1.506	1.236	1.232	1.149	1.067	1.035	1.204	14.04

Response Factor Report Pest 12

Method Path : I:\Pest12\190409ical\
Method File : P12_pcb_04-09-19_ICAL_ugL_.m
Title : pcb
Last Update : Tue Apr 09 17:00:43 2019
Response Via : Initial Calibration

Calibration Files
1 =12190409ical-21.d 2 =12190409ical-22.d 3 =12190409ical-23.d 4 =12190409ical-24.d
5 =12190409ical-25.d 6 =12190409ical-32.d

		Compound	1	2	3	4	5	6	Avg	%RSD
3)	s	Decachlorobip...	0.581	0.474	0.464	0.437	0.426	0.410	0.465	13.21
4)	l1	1016-1	0.029	0.024	0.023	0.021	0.019	0.017	0.022	19.13
5)	l1	1016-2	0.060	0.051	0.051	0.046	0.041	0.038	0.048	16.71
6)	l1	1016-3	0.125	0.100	0.098	0.090	0.084	0.078	0.096	17.30
7)	l1	1016-4	0.047	0.040	0.038	0.035	0.036	0.030	0.037	14.68
8)	l1	1016-5	0.037	0.029	0.031	0.028	0.028	0.024	0.030	14.37
9)	l2	1260-1	0.055	0.048	0.047	0.046	0.044	0.040	0.047	10.41
10)	l2	1260-2	0.070	0.055	0.055	0.051	0.050	0.047	0.055	14.93
11)	l2	1260-3	0.052	0.041	0.042	0.039	0.038	0.036	0.041	14.17
12)	l2	1260-4	0.097	0.081	0.081	0.077	0.075	0.071	0.080	11.32
13)	l2	1260-5	0.065	0.055	0.055	0.051	0.049	0.047	0.054	11.80
14)	i	2154_1br2nb	----------ISTD----------							
15)	l3	1221-1	0.016	0.014	0.014	0.012	0.011	0.010	0.013	17.31
16)	l3	1221-2	0.010	0.009	0.008	0.008	0.007	0.006	0.008	15.27
17)	l3	1221-3	0.036	0.031	0.030	0.027	0.025	0.021	0.028	18.34
18)	l4	1254-1	0.051	0.044	0.045	0.041	0.037	0.033	0.042	14.98
19)	l4	1254-2	0.047	0.036	0.037	0.034	0.031	0.028	0.036	18.79
20)	l4	1254-3	0.072	0.073	0.071	0.065	0.061	0.051	0.065	12.75
21)	l4	1254-4	0.058	0.046	0.044	0.042	0.040	0.037	0.045	16.35
22)	l4	1254-5	0.070	0.058	0.059	0.060	0.051	0.047	0.058	13.84
23)	i	4268_1br2nb	----------ISTD----------							
24)	l6	1242-1	0.021	0.017	0.016	0.016	0.016	0.014	0.017	13.65
25)	l6	1242-2	0.045	0.039	0.036	0.037	0.035	0.030	0.037	13.23
26)	l6	1242-3	0.093	0.074	0.069	0.070	0.068	0.062	0.073	14.81
27)	l6	1242-4	0.026	0.025	0.022	0.023	0.022	0.020	0.023	9.46
28)	l6	1242-5	0.026	0.024	0.022	0.021	0.021	0.019	0.022	11.35
29)	l9	1268-1	0.108	0.090	0.087	0.091	0.093	0.085	0.092	8.92
30)	l9	1268-2	0.102	0.088	0.086	0.094	0.096	0.087	0.092	6.79
31)	l9	1268-3	0.067	0.059	0.057	0.060	0.061	0.056	0.060	6.78
32)	l9	1268-4	0.030	0.028	0.027	0.029	0.029	0.027	0.028	4.29
33)	l9	1268-5	0.164	0.148	0.145	0.156	0.162	0.149	0.154	5.16

Method Path : I:\Pest12\190409ical\
Method File : P12_pcb_04-09-19_ICAL_ugL_.m
Title : pcb
Last Update : Tue Apr 09 17:00:43 2019
Response Via : Initial Calibration

Calibration Files
1 =12190409ical-21.d 2 =12190409ical-22.d 3 =12190409ical-23.d 4 =12190409ical-24.d
5 =12190409ical-25.d 6 =12190409ical-32.d

	Compound	1	2	3	4	5	6	Avg	%RSD
34) i	1248_1br2nb	----------ISTD----------							
35) l7	1248-1	0.030	0.028	0.025	0.023	0.022	0.021	0.025	14.11
36) l7	1248-2	0.035	0.034	0.031	0.027	0.026	0.025	0.030	14.42
37) l7	1248-3	0.045	0.041	0.040	0.034	0.033	0.031	0.038	14.84
38) l7	1248-4	0.049	0.044	0.042	0.037	0.035	0.034	0.040	14.75
39) l7	1248-5	0.053	0.048	0.047	0.041	0.039	0.038	0.044	13.11
40) i	3262_1br2nb	----------ISTD----------							
41) l5	1232-1	0.027	0.026	0.026	0.023	0.022	0.019	0.024	12.40
42) l5	1232-2	0.031	0.026	0.028	0.024	0.023	0.021	0.025	13.93
43) l5	1232-3	0.050	0.048	0.050	0.045	0.043	0.041	0.046	8.32
44) l5	1232-4	0.015	0.015	0.015	0.014	0.013	0.012	0.014	8.72
45) l5	1232-5	0.015	0.013	0.013	0.013	0.012	0.011	0.013	10.31
46) l8	1262-1	0.049	0.041	0.042	0.039	0.038	0.037	0.041	11.05
47) l8	1262-2	0.058	0.052	0.054	0.050	0.049	0.049	0.052	6.90
48) l8	1262-3	0.051	0.047	0.048	0.045	0.044	0.043	0.046	6.50
49) l8	1262-4	0.092	0.085	0.087	0.083	0.082	0.080	0.085	5.01
50) l8	1262-5	0.064	0.058	0.061	0.059	0.056	0.053	0.059	6.40

(#) = Out of Range

Quantitation Report (QT Reviewed)

Data Path : I:\Pest12\190409ical\
Data File : 12190409ical-03.d
Signal(s) : Signal #1: ECD1A.ch Signal #2: ECD2B.ch
Acq On : 9 Apr 2019 4:25 am
Operator : Pest12:kb
Sample : il14268,42e,,9019
Misc : wg1224428,
ALS Vial : 2 Sample Multiplier: 1

Integration File signal 1: events1.e
Integration File signal 2: events2.e
Quant Time: Apr 09 16:25:17 2019
Quant Method : I:\Pest12\190409ical\P12_pcb_04-09-19_ICAL_ugL_.m
Quant Title : pcb
QLast Update : Tue Apr 09 16:20:52 2019
Response via : Initial Calibration
Integrator: ChemStation

Volume Inj. :
Signal #1 Phase : Signal #2 Phase:
Signal #1 Info : Signal #2 Info :

Sub List : Default - All compounds listed

	Compound	RT#1	RT#2	Resp#1	Resp#2	ug/l	ug/l
	Internal Standards						
1) i	1660_1br2nb	0.000	0.000	0	0	N.D. d	N.D. d
14) i	2154_1br2nb	0.000	0.000	0	0	N.D. d	N.D. d
23) i	4268_1br2nb	1.966	2.166	1021.0E6	1293.1E6	250.000	250.000
34) i	1248_1br2nb	0.000	0.000	0	0	N.D. d	N.D. d
40) i	3262_1br2nb	0.000	0.000	0	0	N.D. d	N.D. d
	System Monitoring Compounds						
2) s	2,4,5,6-Tetr	0.000	0.000	0	0	N.D. d	N.D. d
Spiked Amount	500.000	Range	30 - 150	Recovery	=	0.00%#	0.00%#
3) s	Decachlorobi	0.000	0.000	0	0	N.D. d	N.D. d
Spiked Amount	500.000	Range	30 - 150	Recovery	=	0.00%#	0.00%#
	Target Compounds						
4) l1	1016-1	0.000	0.000	0	0	N.D. d	N.D. d
5) l1	1016-2	0.000	0.000	0	0	N.D. d	N.D. d
6) l1	1016-3	0.000	0.000	0	0	N.D. d	N.D. d
7) l1	1016-4	0.000	0.000	0	0	N.D. d	N.D. d
8) l1	1016-5	0.000	0.000	0	0	N.D. d	N.D. d
Sum	1016-1			0	0	N.D.	N.D.
Average	1016-1					0.000	0.000
9) l2	1260-1	0.000	0.000	0	0	N.D. d	N.D. d
10) l2	1260-2	0.000	0.000	0	0	N.D. d	N.D. d
11) l2	1260-3	0.000	0.000	0	0	N.D. d	N.D. d
12) l2	1260-4	0.000	0.000	0	0	N.D. d	N.D. d
13) l2	1260-5	0.000	0.000	0	0	N.D. d	N.D. d
Sum	1260-1			0	0	N.D.	N.D.
Average	1260-1					0.000	0.000
15) l3	1221-1	0.000	0.000	0	0	N.D. d	N.D. d
16) l3	1221-2	0.000	0.000	0	0	N.D. d	N.D. d
17) l3	1221-3	0.000	0.000	0	0	N.D. d	N.D. d

Quantitation Report (QT Reviewed)

Data Path : I:\Pest12\190409ical\
Data File : 12190409ical-03.d
Signal(s) : Signal #1: ECD1A.ch Signal #2: ECD2B.ch
Acq On : 9 Apr 2019 4:25 am
Operator : Pest12:kb
Sample : il14268,42e,,9019
Misc : wg1224428,
ALS Vial : 2 Sample Multiplier: 1

Integration File signal 1: events1.e
Integration File signal 2: events2.e
Quant Time: Apr 09 16:25:17 2019
Quant Method : I:\Pest12\190409ical\P12_pcb_04-09-19_ICAL_ugL_.m
Quant Title : pcb
QLast Update : Tue Apr 09 16:20:52 2019
Response via : Initial Calibration
Integrator: ChemStation

Volume Inj. :
Signal #1 Phase : Signal #2 Phase:
Signal #1 Info : Signal #2 Info :

Sub List : Default - All compounds listed

	Compound	RT#1	RT#2	Resp#1	Resp#2	ug/l	ug/l
Sum	1221-1			0	0	N.D.	N.D.
Average	1221-1					0.000	0.000
18) l4	1254-1	0.000	0.000	0	0	N.D. d	N.D. d
19) l4	1254-2	0.000	0.000	0	0	N.D. d	N.D. d
20) l4	1254-3	0.000	0.000	0	0	N.D. d	N.D. d
21) l4	1254-4	0.000	0.000	0	0	N.D. d	N.D. d
22) l4	1254-5	0.000	0.000	0	0	N.D. d	N.D. d
Sum	1254-1			0	0	N.D.	N.D.
Average	1254-1					0.000	0.000
24) l6	1242-1	2.649	3.148	6513305	10622567	119.145	129.159M4
25) l6	1242-2	2.881	3.466	13831851	23310846	121.444	127.379M4
26) l6	1242-3	3.207	3.853	28478097	48264262	128.123	135.757M1
27) l6	1242-4	3.608	4.353	11760144	13665780	109.135	117.561M4
28) l6	1242-5	3.944	4.654	7493829	13547386	104.491	121.594
Sum	1242-1			68077226	109.4E6	582.338	631.451
Average	1242-1					116.468	126.290
29) l9	1268-1	5.689	6.407	43478034	55742132	109.390	121.111
30) l9	1268-2	5.717	6.439	50522785	53007298	111.341	113.592
31) l9	1268-3	5.851	6.612	31245649	34738403	108.925	114.831
32) l9	1268-4	6.089	6.794	13068643	15381883	92.273	106.397
33) l9	1268-5	6.280	7.015	78504089	84714310	104.768	107.798
Sum	1268-1			216.8E6	243.6E6	N.D.	N.D. D
Average	1268-1					105.339	112.746
35) l7	1248-1	0.000	0.000	0	0	N.D. d	N.D. d
36) l7	1248-2	0.000	0.000	0	0	N.D. d	N.D. d
37) l7	1248-3	0.000	0.000	0	0	N.D. d	N.D. d
38) l7	1248-4	0.000	0.000	0	0	N.D. d	N.D. d
39) l7	1248-5	0.000	0.000	0	0	N.D. d	N.D. d
Sum	1248-1			0	0	N.D.	N.D.

Quantitation Report (QT Reviewed)

Data Path : I:\Pest12\190409ical\
Data File : 12190409ical-03.d
Signal(s) : Signal #1: ECD1A.ch Signal #2: ECD2B.ch
Acq On : 9 Apr 2019 4:25 am
Operator : Pest12:kb
Sample : il14268,42e,,9019
Misc : wg1224428,
ALS Vial : 2 Sample Multiplier: 1

Integration File signal 1: events1.e
Integration File signal 2: events2.e
Quant Time: Apr 09 16:25:17 2019
Quant Method : I:\Pest12\190409ical\P12_pcb_04-09-19_ICAL_ugL_.m
Quant Title : pcb
QLast Update : Tue Apr 09 16:20:52 2019
Response via : Initial Calibration
Integrator: ChemStation

Volume Inj. :
Signal #1 Phase : Signal #2 Phase:
Signal #1 Info : Signal #2 Info :

Sub List : Default - All compounds listed

	Compound	RT#1	RT#2	Resp#1	Resp#2	ug/l	ug/l
Average	1248-1					0.000	0.000
41) l5	1232-1	0.000	0.000	0	0	N.D. d	N.D. d
42) l5	1232-2	0.000	0.000	0	0	N.D. d	N.D. d
43) l5	1232-3	0.000	0.000	0	0	N.D. d	N.D. d
44) l5	1232-4	0.000	0.000	0	0	N.D. d	N.D. d
45) l5	1232-5	0.000	0.000	0	0	N.D. d	N.D. d
Sum	1232-1			0	0	N.D.	N.D.
Average	1232-1					0.000	0.000
46) l8	1262-1	0.000	0.000	0	0	N.D. d	N.D. d
47) l8	1262-2	0.000	0.000	0	0	N.D. d	N.D. d
48) l8	1262-3	0.000	0.000	0	0	N.D. d	N.D. d
49) l8	1262-4	0.000	0.000	0	0	N.D. d	N.D. d
50) l8	1262-5	0.000	0.000	0	0	N.D. d	N.D. d
Sum	1262-1			0	0	N.D.	N.D.
Average	1262-1					0.000	0.000

SemiQuant Compounds - Not Calibrated on this Instrument

Sum	1262-1			0	0	N.D.	N.D.
Average	1262-1					0.000	0.000

(f)=RT Delta > 1/2 Window (D)=Amounts differ by > 40% (m)=manual int.
(#)=Recovery Exceeds Compound Acceptance Limits.
(I,C,F) I=Interference, C=Coelluting Calibration Peak, F=Fails CC Criteria.

Sub List : Default - All compounds listed Reviewed)

Data Path : I:\Pest12\190409ical\
Data File : 12190409ical-03.d
Signal(s) : Signal #1: ECD1A.ch Signal #2: ECD2B.ch
Acq On : 9 Apr 2019 4:25 am
Operator : Pest12:kb
Sample : il14268,42e,,9019
Misc : wg1224428,
ALS Vial : 2 Sample Multiplier: 1

Integration File signal 1: events1.e
Integration File signal 2: events2.e
Quant Time: Apr 09 16:25:17 2019
Quant Method : I:\Pest12\190409ical\P12_pcb_04-09-19_ICAL_ugL_.m
Quant Title : pcb
QLast Update : Tue Apr 09 16:20:52 2019
Response via : Initial Calibration
Integrator: ChemStation

Volume Inj. :
Signal #1 Phase : Signal #2 Phase:
Signal #1 Info : Signal #2 Info :

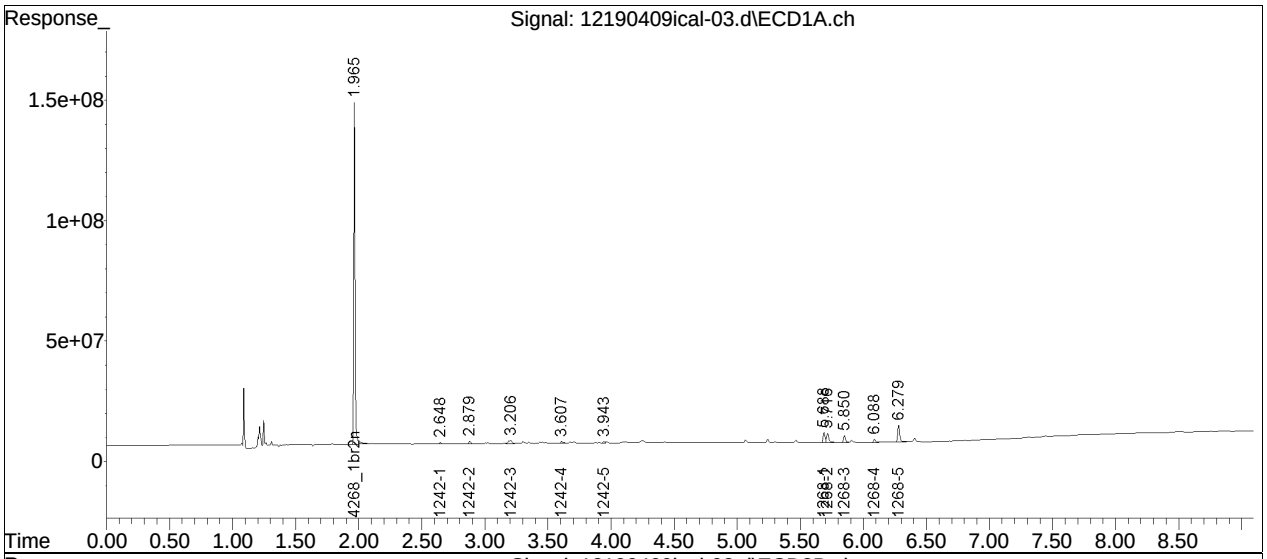

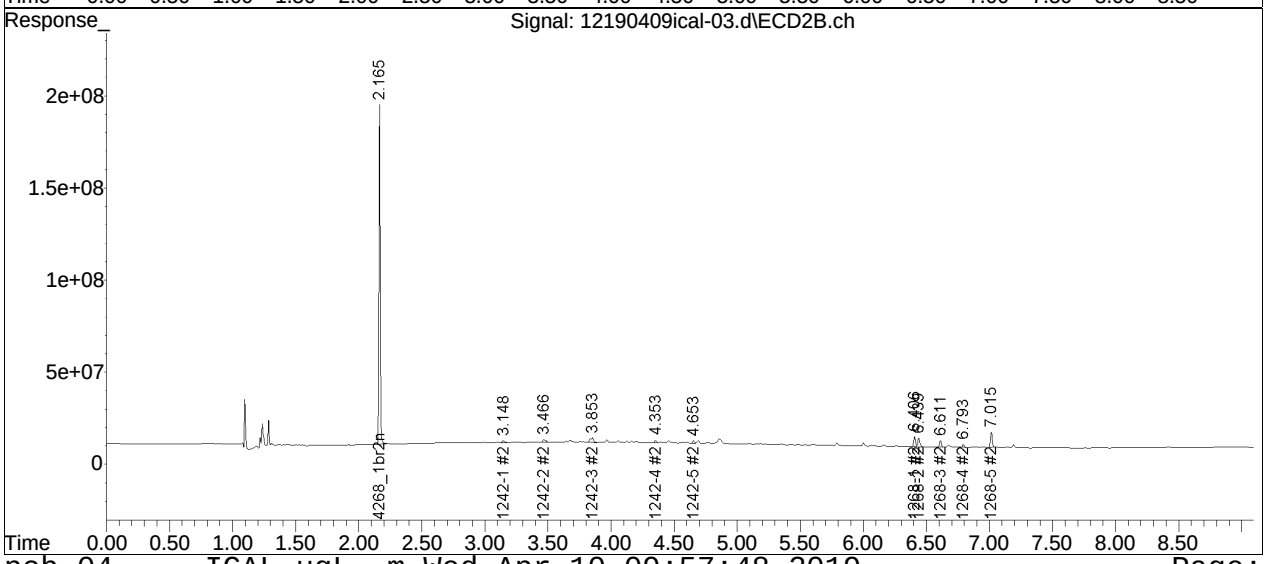

Manual Integration Report

Data Path	: I:\Pest12\190409ical\	QMethod	: P12_pcb_04-09-19_ICAL_ug
Data File	: 12190409ical-03.d	Operator	: Pest12:kb
Date Inj'd	: 4/9/2019 4:25 am	Instrument	: Pest 12
Sample	: il14268,42e,,9019	Quant Date	: 4/9/2019 4:21 pm

Compound #75: 1242-1 #2

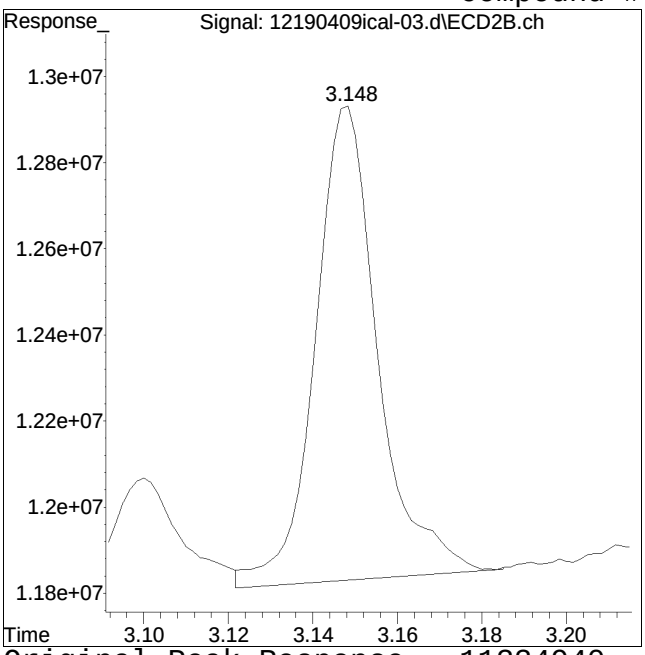

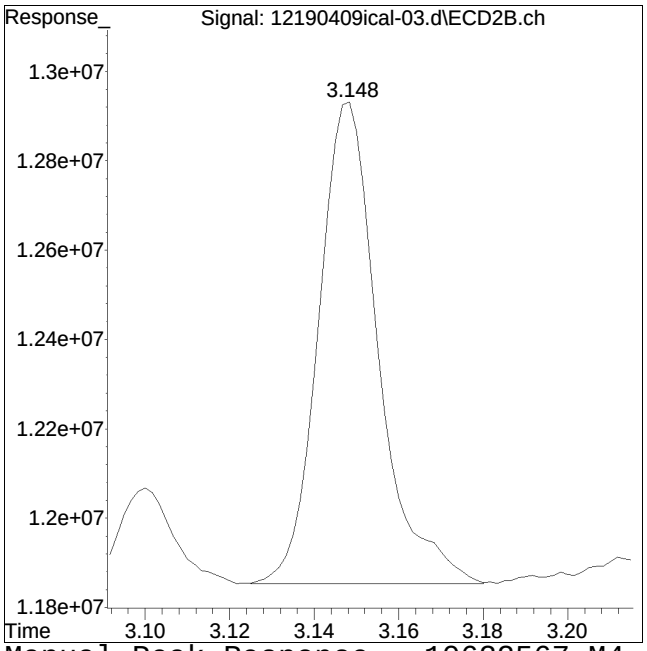

Original Peak Response = 11334940 Manual Peak Response = 10622567 M4
M4 = Poor automated baseline construction.

Manual Integration Report

Data Path	: I:\Pest12\190409ical\	QMethod	: P12_pcb_04-09-19_ICAL_ug
Data File	: 12190409ical-03.d	Operator	: Pest12:kb
Date Inj'd	: 4/9/2019 4:25 am	Instrument	: Pest 12
Sample	: il14268,42e,,9019	Quant Date	: 4/9/2019 4:21 pm

Compound #76: 1242-2 #2

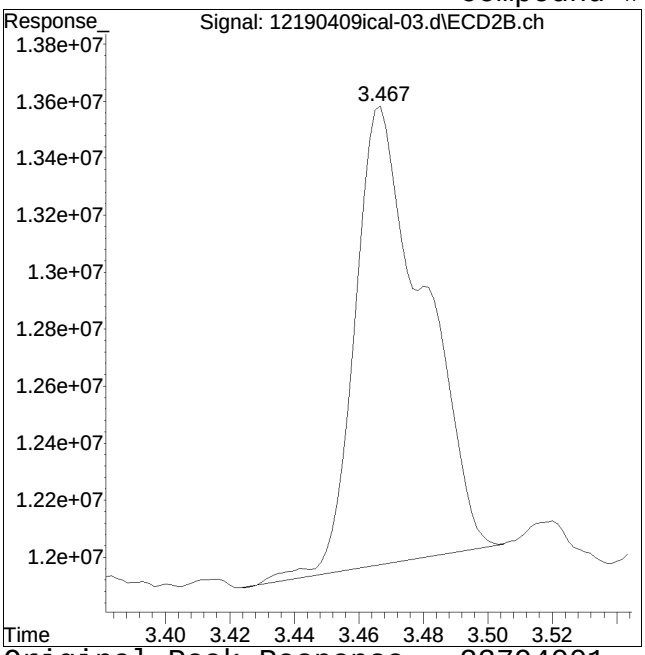

Original Peak Response = 23794001

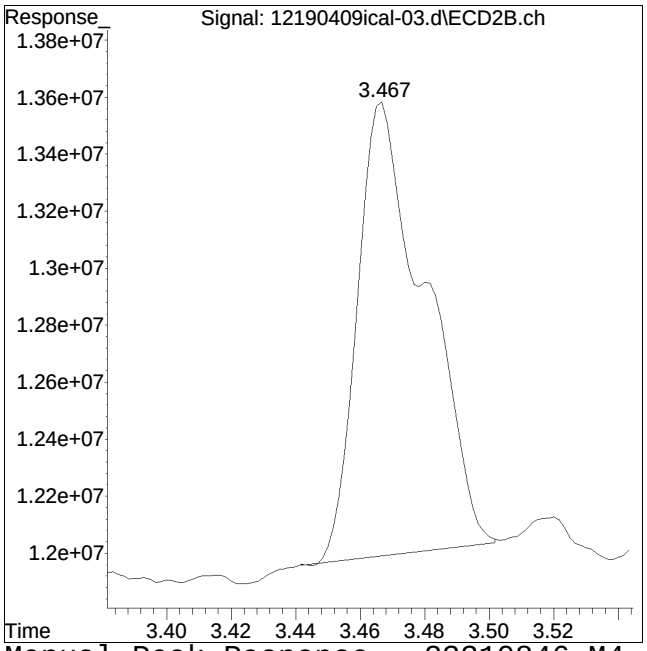

Manual Peak Response = 23310846 M4

M4 = Poor automated baseline construction.

Manual Integration Report

Data Path	: I:\Pest12\190409ical\	QMethod	: P12_pcb_04-09-19_ICAL_ug
Data File	: 12190409ical-03.d	Operator	: Pest12:kb
Date Inj'd	: 4/9/2019 4:25 am	Instrument	: Pest 12
Sample	: il14268,42e,,9019	Quant Date	: 4/9/2019 4:21 pm

Compound #77: 1242-3 #2

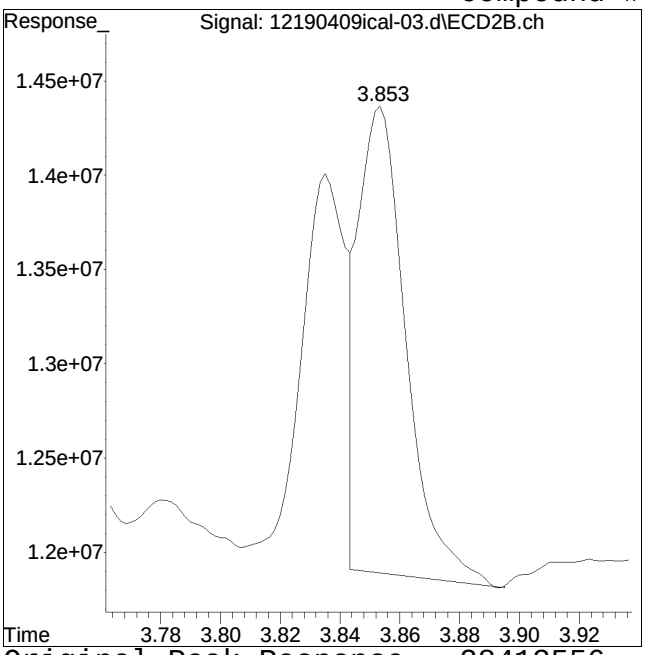

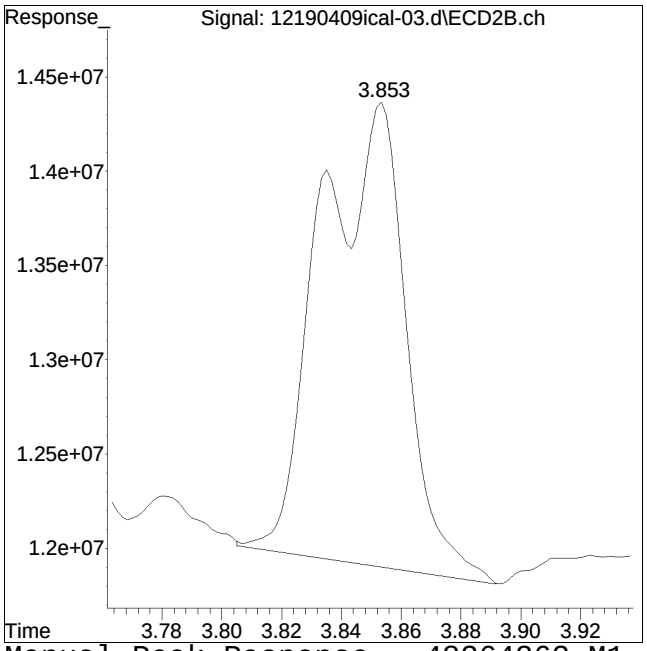

Original Peak Response = 28413556 Manual Peak Response = 48264262 M1
M1 = Split or tailing peak, auto integration stopped early resulting in false low area count.

Manual Integration Report

Data Path	: I:\Pest12\190409ical\	QMethod	: P12_pcb_04-09-19_ICAL_ug
Data File	: 12190409ical-03.d	Operator	: Pest12:kb
Date Inj'd	: 4/9/2019 4:25 am	Instrument	: Pest 12
Sample	: il14268,42e,,9019	Quant Date	: 4/9/2019 4:21 pm

Compound #78: 1242-4 #2

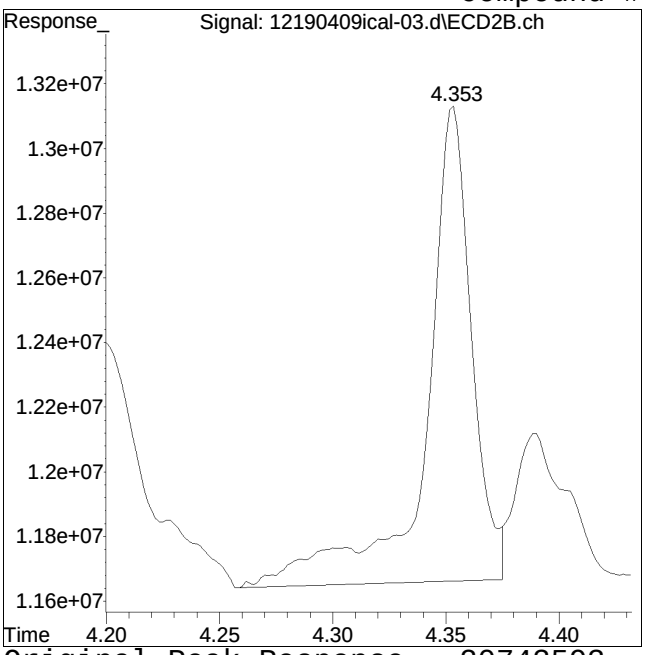

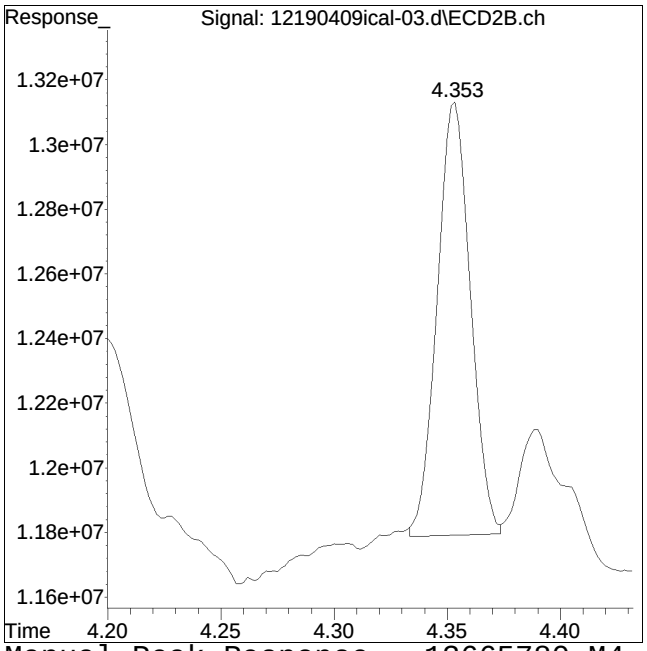

Original Peak Response = 20743593 Manual Peak Response = 13665780 M4
M4 = Poor automated baseline construction.

Quantitation Report (QT Reviewed)

Data Path : I:\Pest12\190409ical\
Data File : 12190409ical-04.d
Signal(s) : Signal #1: ECD1A.ch Signal #2: ECD2B.ch
Acq On : 9 Apr 2019 4:37 am
Operator : Pest12:kb
Sample : il24268,42e,,9018
Misc : wg1224428,
ALS Vial : 3 Sample Multiplier: 1

Integration File signal 1: events1.e
Integration File signal 2: events2.e
Quant Time: Apr 09 16:20:37 2019
Quant Method : I:\Pest12\190409ical\P12_pcb_04-09-19_ICAL_ugL_.m
Quant Title : pcb
QLast Update : Tue Apr 09 16:19:15 2019
Response via : Initial Calibration
Integrator: ChemStation

Volume Inj. :
Signal #1 Phase : Signal #2 Phase:
Signal #1 Info : Signal #2 Info :

Sub List : Default - All compounds listed

	Compound	RT#1	RT#2	Resp#1	Resp#2	ug/l	ug/l
	Internal Standards						
1) i	1660_1br2nb	0.000	0.000	0	0	N.D. d	N.D. d
14) i	2154_1br2nb	0.000	0.000	0	0	N.D. d	N.D. d
23) i	4268_1br2nb	1.966	2.165	1034.4E6	1346.4E6	250.000	250.000M4
34) i	1248_1br2nb	0.000	0.000	0	0	N.D. d	N.D. d
40) i	3262_1br2nb	0.000	0.000	0	0	N.D. d	N.D. d
	System Monitoring Compounds						
2) s	2,4,5,6-Tetr	0.000	0.000	0	0	N.D. d	N.D. d
Spiked Amount	500.000	Range	30 - 150	Recovery	=	0.00%#	0.00%#
3) s	Decachlorobi	0.000	0.000	0	0	N.D. d	N.D. d
Spiked Amount	500.000	Range	30 - 150	Recovery	=	0.00%#	0.00%#
	Target Compounds						
4) l1	1016-1	0.000	0.000	0	0	N.D. d	N.D. d
5) l1	1016-2	0.000	0.000	0	0	N.D. d	N.D. d
6) l1	1016-3	0.000	0.000	0	0	N.D. d	N.D. d
7) l1	1016-4	0.000	0.000	0	0	N.D. d	N.D. d
8) l1	1016-5	0.000	0.000	0	0	N.D. d	N.D. d
Sum	1016-1			0	0	N.D.	N.D.
Average	1016-1					0.000	0.000
9) l2	1260-1	0.000	0.000	0	0	N.D. d	N.D. d
10) l2	1260-2	0.000	0.000	0	0	N.D. d	N.D. d
11) l2	1260-3	0.000	0.000	0	0	N.D. d	N.D. d
12) l2	1260-4	0.000	0.000	0	0	N.D. d	N.D. d
13) l2	1260-5	0.000	0.000	0	0	N.D. d	N.D. d
Sum	1260-1			0	0	N.D.	N.D.
Average	1260-1					0.000	0.000
15) l3	1221-1	0.000	0.000	0	0	N.D. d	N.D. d
16) l3	1221-2	0.000	0.000	0	0	N.D. d	N.D. d
17) l3	1221-3	0.000	0.000	0	0	N.D. d	N.D. d

Quantitation Report (QT Reviewed)

Data Path : I:\Pest12\190409ical\
Data File : 12190409ical-04.d
Signal(s) : Signal #1: ECD1A.ch Signal #2: ECD2B.ch
Acq On : 9 Apr 2019 4:37 am
Operator : Pest12:kb
Sample : il24268,42e,,9018
Misc : wg1224428,
ALS Vial : 3 Sample Multiplier: 1

Integration File signal 1: events1.e
Integration File signal 2: events2.e
Quant Time: Apr 09 16:20:37 2019
Quant Method : I:\Pest12\190409ical\P12_pcb_04-09-19_ICAL_ugL_.m
Quant Title : pcb
QLast Update : Tue Apr 09 16:19:15 2019
Response via : Initial Calibration
Integrator: ChemStation

Volume Inj. :
Signal #1 Phase : Signal #2 Phase:
Signal #1 Info : Signal #2 Info :

Sub List : Default - All compounds listed

	Compound	RT#1	RT#2	Resp#1	Resp#2	ug/l	ug/l	
Sum	1221-1			0	0	N.D.	N.D.	
Average	1221-1					0.000	0.000	
18) l4	1254-1	0.000	0.000	0	0	N.D. d	N.D. d	
19) l4	1254-2	0.000	0.000	0	0	N.D. d	N.D. d	
20) l4	1254-3	0.000	0.000	0	0	N.D. d	N.D. d	
21) l4	1254-4	0.000	0.000	0	0	N.D. d	N.D. d	
22) l4	1254-5	0.000	0.000	0	0	N.D. d	N.D. d	
Sum	1254-1			0	0	N.D.	N.D.	
Average	1254-1					0.000	0.000	
24) l6	1242-1	2.648	3.148	30208721	46744441	558.118	558.692	
25) l6	1242-2	2.879	3.466	62406442	105.6E6	552.108	569.333	
26) l6	1242-3	3.205	3.853	118.6E6	198.7E6	533.980	546.970M1	
27) l6	1242-4	3.606	4.352	55371213	66019412	509.025	558.158M4	
28) l6	1242-5	3.942	4.654	35163691	65618293	480.110	584.854	
Sum	1242-1			301.8E6	482.7E6	2633.341	2818.008	
Average	1242-1					526.668	563.602	
29) l9	1268-1	5.687	6.406	204.2E6	242.2E6	508.994	506.754	
30) l9	1268-2	5.716	6.439	239.2E6	236.7E6	525.527	483.962	
31) l9	1268-3	5.849	6.611	148.2E6	157.9E6	512.629	501.589	
32) l9	1268-4	6.087	6.793	69199165	74404888	478.022	492.898	
33) l9	1268-5	6.279	7.013	386.1E6	397.4E6	510.758	482.204	
Sum	1268-1			1046.9E6	1108.5E6	N.D.	N.D.	D
Average	1268-1					507.186	493.482	
35) l7	1248-1	0.000	0.000	0	0	N.D. d	N.D. d	
36) l7	1248-2	0.000	0.000	0	0	N.D. d	N.D. d	
37) l7	1248-3	0.000	0.000	0	0	N.D. d	N.D. d	
38) l7	1248-4	0.000	0.000	0	0	N.D. d	N.D. d	
39) l7	1248-5	0.000	0.000	0	0	N.D. d	N.D. d	
Sum	1248-1			0	0	N.D.	N.D.	

Quantitation Report (QT Reviewed)

Data Path : I:\Pest12\190409ical\
Data File : 12190409ical-04.d
Signal(s) : Signal #1: ECD1A.ch Signal #2: ECD2B.ch
Acq On : 9 Apr 2019 4:37 am
Operator : Pest12:kb
Sample : il24268,42e,,9018
Misc : wg1224428,
ALS Vial : 3 Sample Multiplier: 1

Integration File signal 1: events1.e
Integration File signal 2: events2.e
Quant Time: Apr 09 16:20:37 2019
Quant Method : I:\Pest12\190409ical\P12_pcb_04-09-19_ICAL_ugL_.m
Quant Title : pcb
QLast Update : Tue Apr 09 16:19:15 2019
Response via : Initial Calibration
Integrator: ChemStation

Volume Inj. :
Signal #1 Phase : Signal #2 Phase:
Signal #1 Info : Signal #2 Info :

Sub List : Default - All compounds listed

Compound	RT#1	RT#2	Resp#1	Resp#2	ug/l	ug/l
Average 1248-1					0.000	0.000
41) l5 1232-1	0.000	0.000	0	0	N.D. d	N.D. d
42) l5 1232-2	0.000	0.000	0	0	N.D. d	N.D. d
43) l5 1232-3	0.000	0.000	0	0	N.D. d	N.D. d
44) l5 1232-4	0.000	0.000	0	0	N.D. d	N.D. d
45) l5 1232-5	0.000	0.000	0	0	N.D. d	N.D. d
Sum 1232-1			0	0	N.D.	N.D.
Average 1232-1					0.000	0.000
46) l8 1262-1	0.000	0.000	0	0	N.D. d	N.D. d
47) l8 1262-2	0.000	0.000	0	0	N.D. d	N.D. d
48) l8 1262-3	0.000	0.000	0	0	N.D. d	N.D. d
49) l8 1262-4	0.000	0.000	0	0	N.D. d	N.D. d
50) l8 1262-5	0.000	0.000	0	0	N.D. d	N.D. d
Sum 1262-1			0	0	N.D.	N.D.
Average 1262-1					0.000	0.000

SemiQuant Compounds - Not Calibrated on this Instrument

Sum 1262-1			0	0	N.D.	N.D.
Average 1262-1					0.000	0.000

(f)=RT Delta > 1/2 Window (D)=Amounts differ by > 40% (m)=manual int.
(#)=Recovery Exceeds Compound Acceptance Limits.
(I,C,F) I=Interference, C=Coelluting Calibration Peak, F=Fails CC Criteria.

Sub List : Default - All compounds listed Reviewed)

Data Path : I:\Pest12\190409ical\
Data File : 12190409ical-04.d
Signal(s) : Signal #1: ECD1A.ch Signal #2: ECD2B.ch
Acq On : 9 Apr 2019 4:37 am
Operator : Pest12:kb
Sample : il24268,42e,,9018
Misc : wg1224428,
ALS Vial : 3 Sample Multiplier: 1

Integration File signal 1: events1.e
Integration File signal 2: events2.e
Quant Time: Apr 09 16:20:37 2019
Quant Method : I:\Pest12\190409ical\P12_pcb_04-09-19_ICAL_ugL_.m
Quant Title : pcb
QLast Update : Tue Apr 09 16:19:15 2019
Response via : Initial Calibration
Integrator: ChemStation

Volume Inj. :
Signal #1 Phase : Signal #2 Phase:
Signal #1 Info : Signal #2 Info :

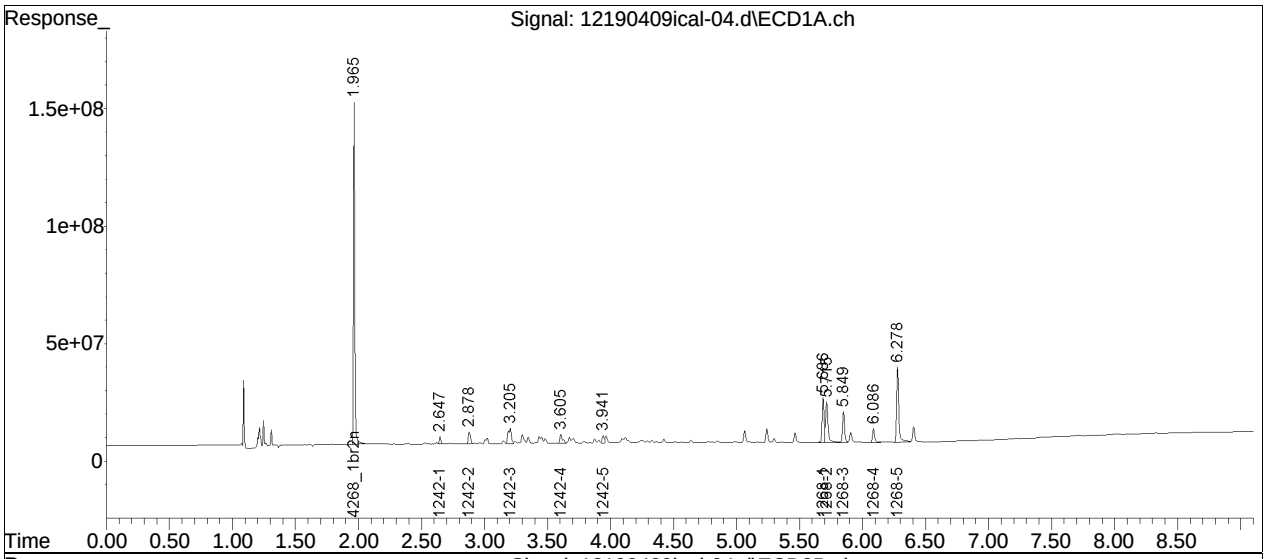

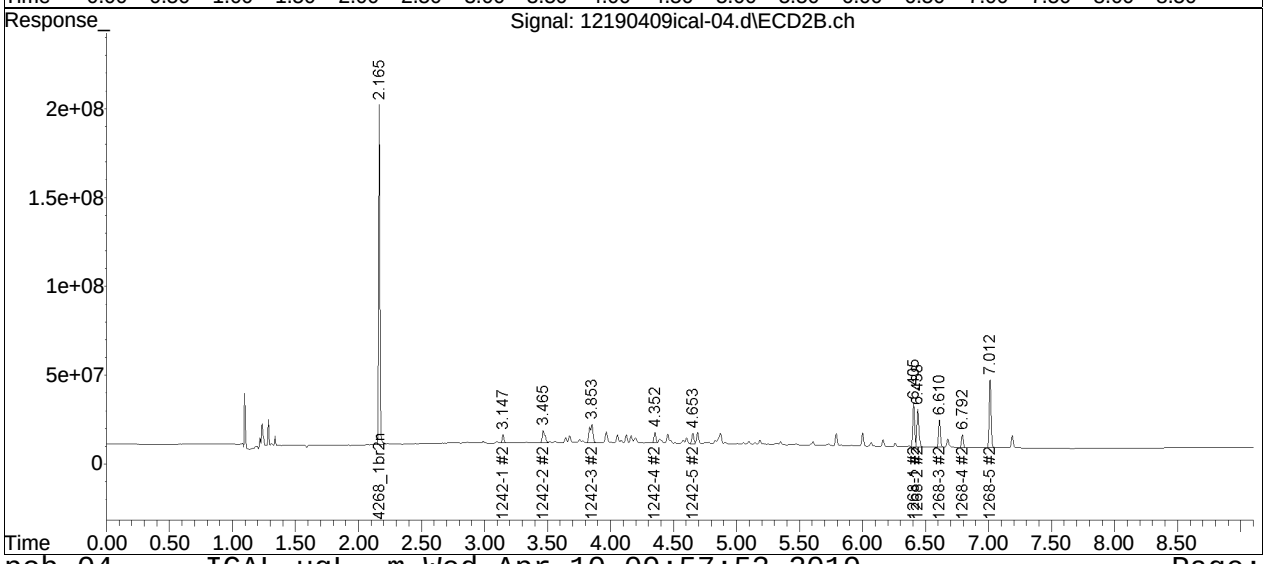

Manual Integration Report

Data Path	: I:\Pest12\190409ical\	QMethod	: P12_pcb_04-09-19_ICAL_ug
Data File	: 12190409ical-04.d	Operator	: Pest12:kb
Date Inj'd	: 4/9/2019 4:37 am	Instrument	: Pest 12
Sample	: il24268,42e,,9018	Quant Date	: 4/9/2019 4:19 pm

Compound #77: 1242-3 #2

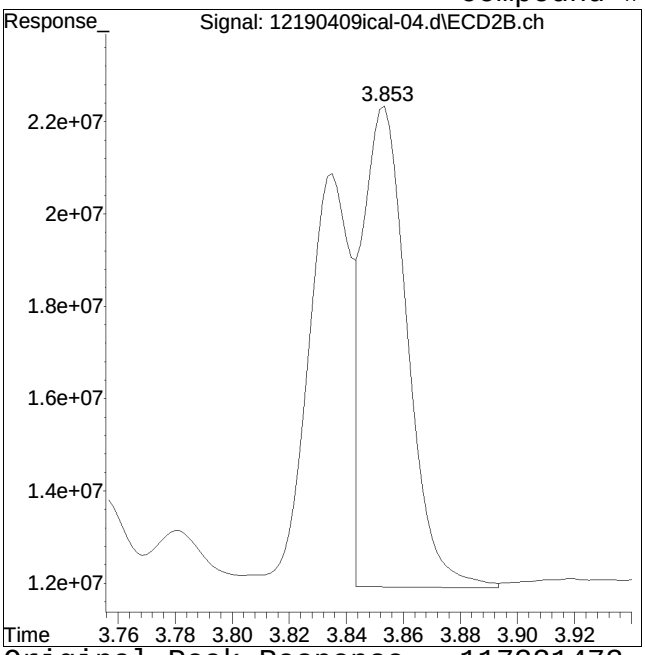

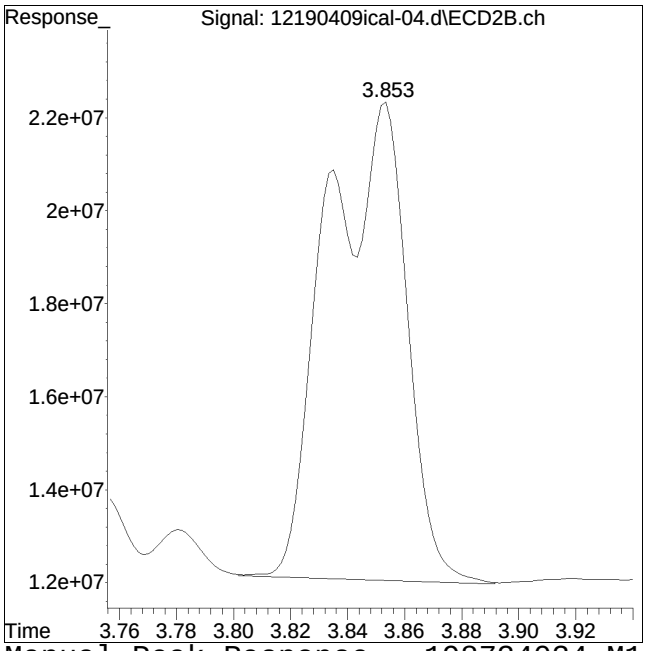

Original Peak Response = 117321473 Manual Peak Response = 198734034 M1
M1 = Split or tailing peak, auto integration stopped early resulting in false low area count.

Manual Integration Report

Data Path	: I:\Pest12\190409ical\	QMethod	: P12_pcb_04-09-19_ICAL_ug
Data File	: 12190409ical-04.d	Operator	: Pest12:kb
Date Inj'd	: 4/9/2019 4:37 am	Instrument	: Pest 12
Sample	: il24268,42e,,9018	Quant Date	: 4/9/2019 4:19 pm

Compound #78: 1242-4 #2

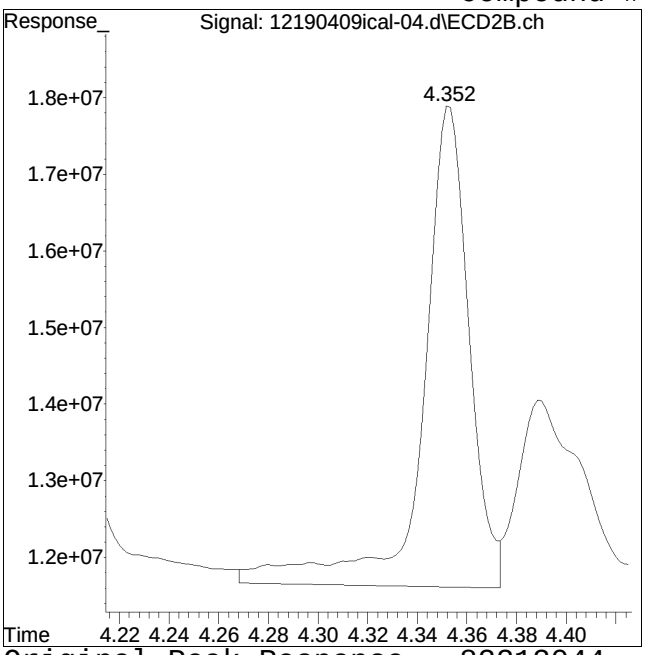

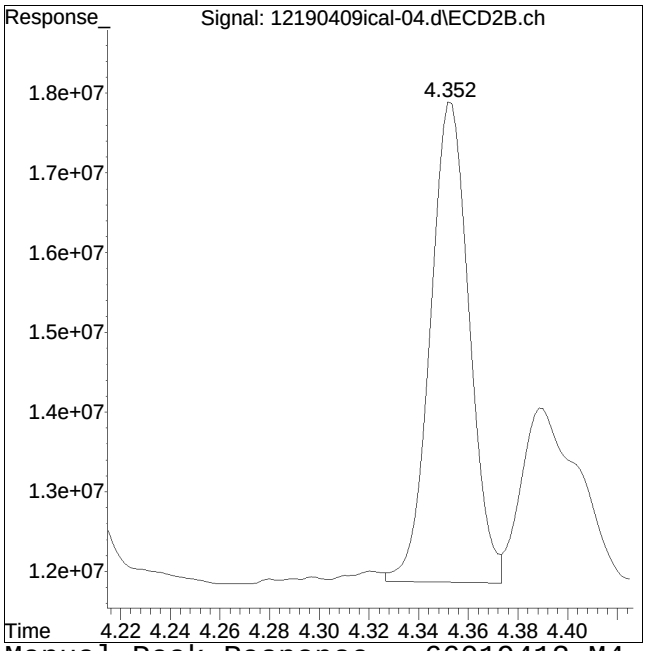

Original Peak Response = 82212044 Manual Peak Response = 66019412 M4
M4 = Poor automated baseline construction.

Quantitation Report (QT Reviewed)

Data Path : I:\Pest12\190409ical\
Data File : 12190409ical-05.d
Signal(s) : Signal #1: ECD1A.ch Signal #2: ECD2B.ch
Acq On : 9 Apr 2019 4:49 am
Operator : Pest12:kb
Sample : il34268,42e,,9017
Misc : wg1224428,
ALS Vial : 4 Sample Multiplier: 1

Integration File signal 1: events1.e
Integration File signal 2: events2.e
Quant Time: Apr 09 16:18:55 2019
Quant Method : I:\Pest12\190409ical\P12_pcb_04-09-19_ICAL_ugL_.m
Quant Title : pcb
QLast Update : Tue Apr 09 16:17:42 2019
Response via : Initial Calibration
Integrator: ChemStation

Volume Inj. :
Signal #1 Phase : Signal #2 Phase:
Signal #1 Info : Signal #2 Info :

Sub List : Default - All compounds listed

	Compound	RT#1	RT#2	Resp#1	Resp#2	ug/l	ug/l
	Internal Standards						
1) i	1660_1br2nb	0.000	0.000	0	0	N.D. d	N.D. d
14) i	2154_1br2nb	0.000	0.000	0	0	N.D. d	N.D. d
23) i	4268_1br2nb	1.965	2.164	1132.7E6	1450.1E6	250.000	250.000
34) i	1248_1br2nb	0.000	0.000	0	0	N.D. d	N.D. d
40) i	3262_1br2nb	0.000	0.000	0	0	N.D. d	N.D. d
	System Monitoring Compounds						
2) s	2,4,5,6-Tetr	0.000	0.000	0	0	N.D. d	N.D. d
	Spiked Amount	500.000	Range	30 - 150	Recovery	= 0.00%#	0.00%#
3) s	Decachlorobi	0.000	0.000	0	0	N.D. d	N.D. d
	Spiked Amount	500.000	Range	30 - 150	Recovery	= 0.00%#	0.00%#
	Target Compounds						
4) l1	1016-1	0.000	0.000	0	0	N.D. d	N.D. d
5) l1	1016-2	0.000	0.000	0	0	N.D. d	N.D. d
6) l1	1016-3	0.000	0.000	0	0	N.D. d	N.D. d
7) l1	1016-4	0.000	0.000	0	0	N.D. d	N.D. d
8) l1	1016-5	0.000	0.000	0	0	N.D. d	N.D. d
	Sum 1016-1			0	0	N.D.	N.D.
	Average 1016-1					0.000	0.000
9) l2	1260-1	0.000	0.000	0	0	N.D. d	N.D. d
10) l2	1260-2	0.000	0.000	0	0	N.D. d	N.D. d
11) l2	1260-3	0.000	0.000	0	0	N.D. d	N.D. d
12) l2	1260-4	0.000	0.000	0	0	N.D. d	N.D. d
13) l2	1260-5	0.000	0.000	0	0	N.D. d	N.D. d
	Sum 1260-1			0	0	N.D.	N.D.
	Average 1260-1					0.000	0.000
15) l3	1221-1	0.000	0.000	0	0	N.D. d	N.D. d
16) l3	1221-2	0.000	0.000	0	0	N.D. d	N.D. d
17) l3	1221-3	0.000	0.000	0	0	N.D. d	N.D. d

Quantitation Report (QT Reviewed)

Data Path : I:\Pest12\190409ical\
Data File : 12190409ical-05.d
Signal(s) : Signal #1: ECD1A.ch Signal #2: ECD2B.ch
Acq On : 9 Apr 2019 4:49 am
Operator : Pest12:kb
Sample : il34268,42e,,9017
Misc : wg1224428,
ALS Vial : 4 Sample Multiplier: 1

Integration File signal 1: events1.e
Integration File signal 2: events2.e
Quant Time: Apr 09 16:18:55 2019
Quant Method : I:\Pest12\190409ical\P12_pcb_04-09-19_ICAL_ugL_.m
Quant Title : pcb
QLast Update : Tue Apr 09 16:17:42 2019
Response via : Initial Calibration
Integrator: ChemStation

Volume Inj. :
Signal #1 Phase : Signal #2 Phase:
Signal #1 Info : Signal #2 Info :

Sub List : Default - All compounds listed

	Compound	RT#1	RT#2	Resp#1	Resp#2	ug/l	ug/l
Sum	1221-1			0	0	N.D.	N.D.
Average	1221-1					0.000	0.000
18) l4	1254-1	0.000	0.000	0	0	N.D. d	N.D. d
19) l4	1254-2	0.000	0.000	0	0	N.D. d	N.D. d
20) l4	1254-3	0.000	0.000	0	0	N.D. d	N.D. d
21) l4	1254-4	0.000	0.000	0	0	N.D. d	N.D. d
22) l4	1254-5	0.000	0.000	0	0	N.D. d	N.D. d
Sum	1254-1			0	0	N.D.	N.D.
Average	1254-1					0.000	0.000
24) l6	1242-1	2.647	3.146	62880233	95155539	1082.856	1076.020
25) l6	1242-2	2.878	3.465	125.9E6	208.8E6	1022.483	1061.897
26) l6	1242-3	3.204	3.851	240.5E6	402.2E6	984.744	1037.426M1
27) l6	1242-4	3.605	4.351	115.6E6	129.0E6	960.889	1016.536M4
28) l6	1242-5	3.940	4.652	76965114	125.3E6	946.874	1050.097
Sum	1242-1			621.8E6	960.5E6	4997.845	5241.977
Average	1242-1					999.569	1048.395
29) l9	1268-1	5.687	6.405	428.7E6	503.1E6	967.991	970.142
30) l9	1268-2	5.714	6.437	493.9E6	501.0E6	988.060	936.060
31) l9	1268-3	5.848	6.609	310.5E6	328.3E6	974.147	958.232
32) l9	1268-4	6.086	6.791	159.8E6	158.3E6	1010.521	964.920
33) l9	1268-5	6.278	7.011	801.5E6	841.8E6	958.135	932.365
Sum	1268-1			2194.3E6	2332.5E6	N.D.	N.D. D
Average	1268-1					979.771	952.344
35) l7	1248-1	0.000	0.000	0	0	N.D. d	N.D. d
36) l7	1248-2	0.000	0.000	0	0	N.D. d	N.D. d
37) l7	1248-3	0.000	0.000	0	0	N.D. d	N.D. d
38) l7	1248-4	0.000	0.000	0	0	N.D. d	N.D. d
39) l7	1248-5	0.000	0.000	0	0	N.D. d	N.D. d
Sum	1248-1			0	0	N.D.	N.D.

Quantitation Report (QT Reviewed)

Data Path : I:\Pest12\190409ical\
Data File : 12190409ical-05.d
Signal(s) : Signal #1: ECD1A.ch Signal #2: ECD2B.ch
Acq On : 9 Apr 2019 4:49 am
Operator : Pest12:kb
Sample : il34268,42e,,9017
Misc : wg1224428,
ALS Vial : 4 Sample Multiplier: 1

Integration File signal 1: events1.e
Integration File signal 2: events2.e
Quant Time: Apr 09 16:18:55 2019
Quant Method : I:\Pest12\190409ical\P12_pcb_04-09-19_ICAL_ugL_.m
Quant Title : pcb
QLast Update : Tue Apr 09 16:17:42 2019
Response via : Initial Calibration
Integrator: ChemStation

Volume Inj. :
Signal #1 Phase : Signal #2 Phase:
Signal #1 Info : Signal #2 Info :

Sub List : Default - All compounds listed

	Compound	RT#1	RT#2	Resp#1	Resp#2	ug/l	ug/l
Average	1248-1					0.000	0.000
41) l5	1232-1	0.000	0.000	0	0	N.D. d	N.D. d
42) l5	1232-2	0.000	0.000	0	0	N.D. d	N.D. d
43) l5	1232-3	0.000	0.000	0	0	N.D. d	N.D. d
44) l5	1232-4	0.000	0.000	0	0	N.D. d	N.D. d
45) l5	1232-5	0.000	0.000	0	0	N.D. d	N.D. d
Sum	1232-1			0	0	N.D.	N.D.
Average	1232-1					0.000	0.000
46) l8	1262-1	0.000	0.000	0	0	N.D. d	N.D. d
47) l8	1262-2	0.000	0.000	0	0	N.D. d	N.D. d
48) l8	1262-3	0.000	0.000	0	0	N.D. d	N.D. d
49) l8	1262-4	0.000	0.000	0	0	N.D. d	N.D. d
50) l8	1262-5	0.000	0.000	0	0	N.D. d	N.D. d
Sum	1262-1			0	0	N.D.	N.D.
Average	1262-1					0.000	0.000

SemiQuant Compounds - Not Calibrated on this Instrument

Sum	1262-1			0	0	N.D.	N.D.
Average	1262-1					0.000	0.000

(f)=RT Delta > 1/2 Window (D)=Amounts differ by > 40% (m)=manual int.
(#)=Recovery Exceeds Compound Acceptance Limits.
(I,C,F) I=Interference, C=Coelluting Calibration Peak, F=Fails CC Criteria.

Sub List : Default - All compounds listed Reviewed)

Data Path : I:\Pest12\190409ical\
Data File : 12190409ical-05.d
Signal(s) : Signal #1: ECD1A.ch Signal #2: ECD2B.ch
Acq On : 9 Apr 2019 4:49 am
Operator : Pest12:kb
Sample : il34268,42e,,9017
Misc : wg1224428,
ALS Vial : 4 Sample Multiplier: 1

Integration File signal 1: events1.e
Integration File signal 2: events2.e
Quant Time: Apr 09 16:18:55 2019
Quant Method : I:\Pest12\190409ical\P12_pcb_04-09-19_ICAL_ugL_.m
Quant Title : pcb
QLast Update : Tue Apr 09 16:17:42 2019
Response via : Initial Calibration
Integrator: ChemStation

Volume Inj. :
Signal #1 Phase : Signal #2 Phase:
Signal #1 Info : Signal #2 Info :

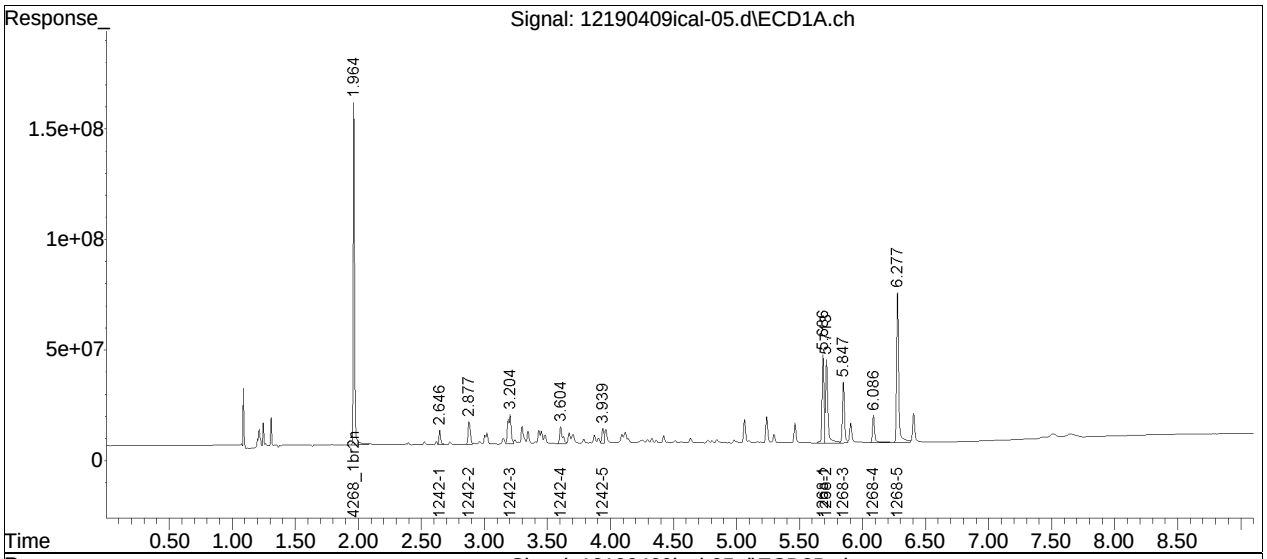

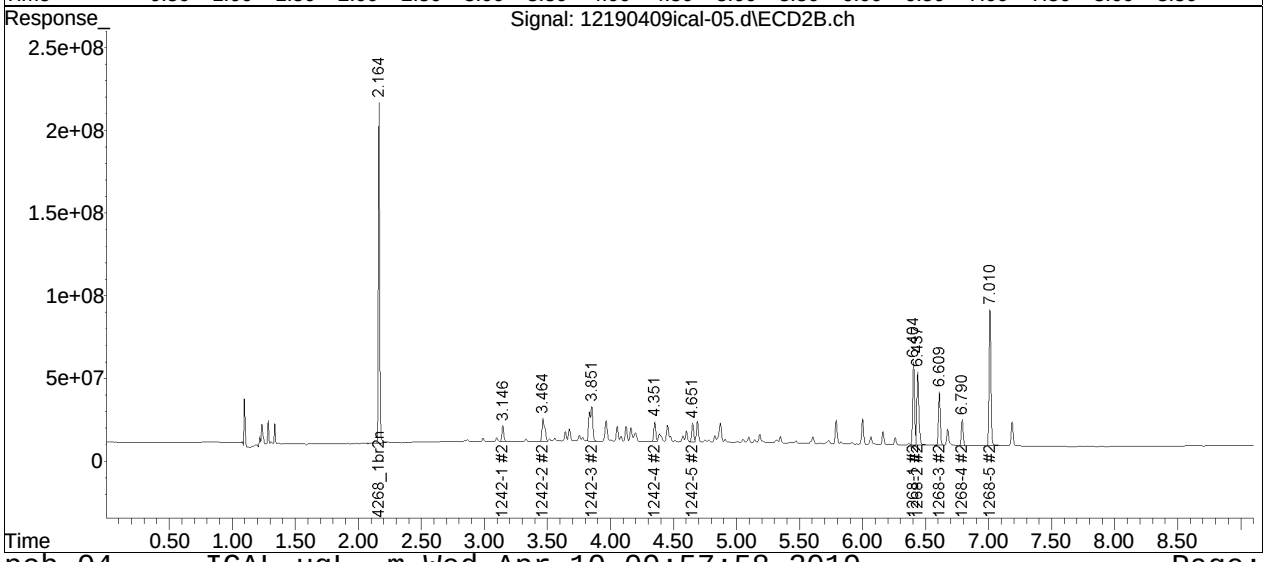

Manual Integration Report

Data Path	: I:\Pest12\190409ical\	QMethod	: P12_pcb_04-09-19_ICAL_ug
Data File	: 12190409ical-05.d	Operator	: Pest12:kb
Date Inj'd	: 4/9/2019 4:49 am	Instrument	: Pest 12
Sample	: il34268,42e,,9017	Quant Date	: 4/9/2019 4:17 pm

Compound #77: 1242-3 #2

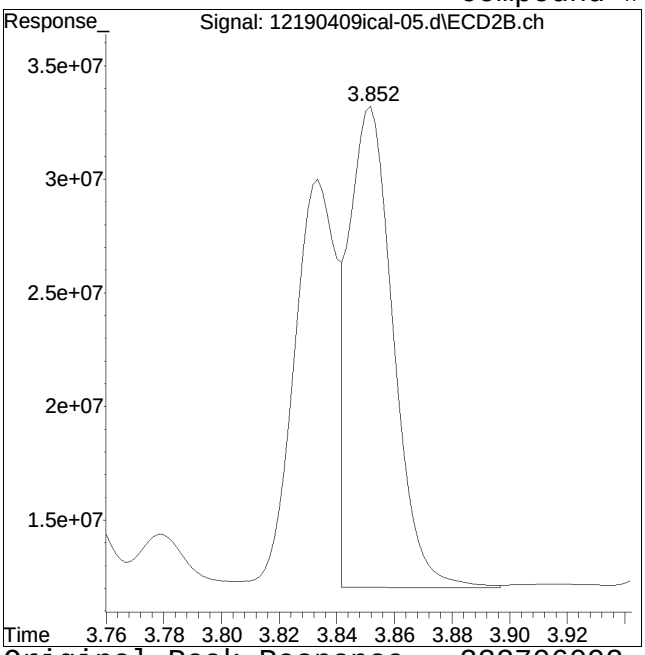

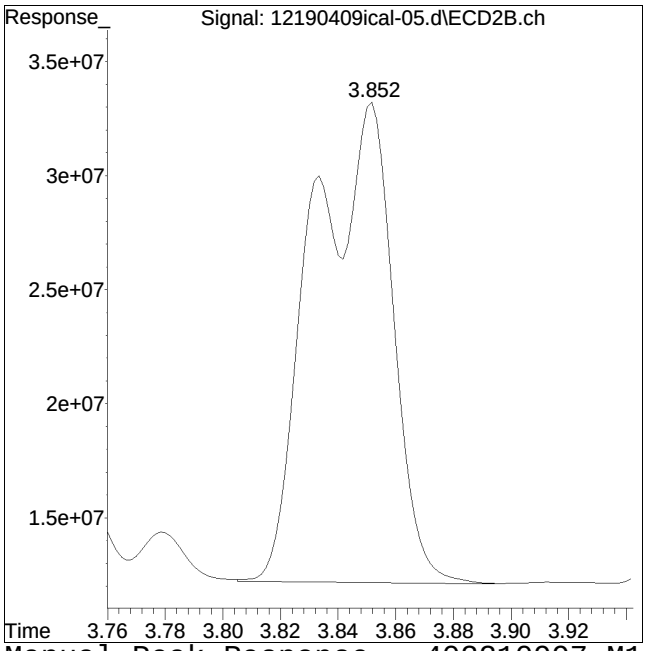

Original Peak Response = 232706092 Manual Peak Response = 402210997 M1
M1 = Split or tailing peak, auto integration stopped early resulting in false low area count.

Manual Integration Report

Data Path	: I:\Pest12\190409ical\	QMethod	: P12_pcb_04-09-19_ICAL_ug
Data File	: 12190409ical-05.d	Operator	: Pest12:kb
Date Inj'd	: 4/9/2019 4:49 am	Instrument	: Pest 12
Sample	: il34268,42e,,9017	Quant Date	: 4/9/2019 4:17 pm

Compound #78: 1242-4 #2

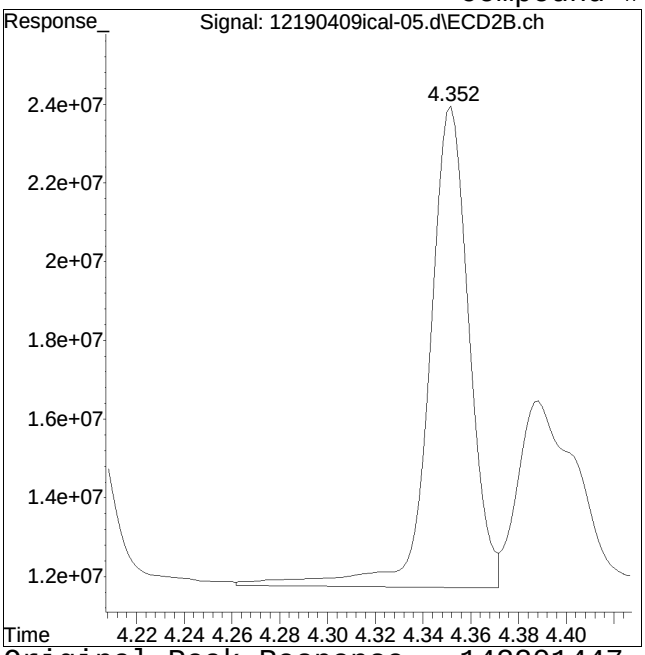

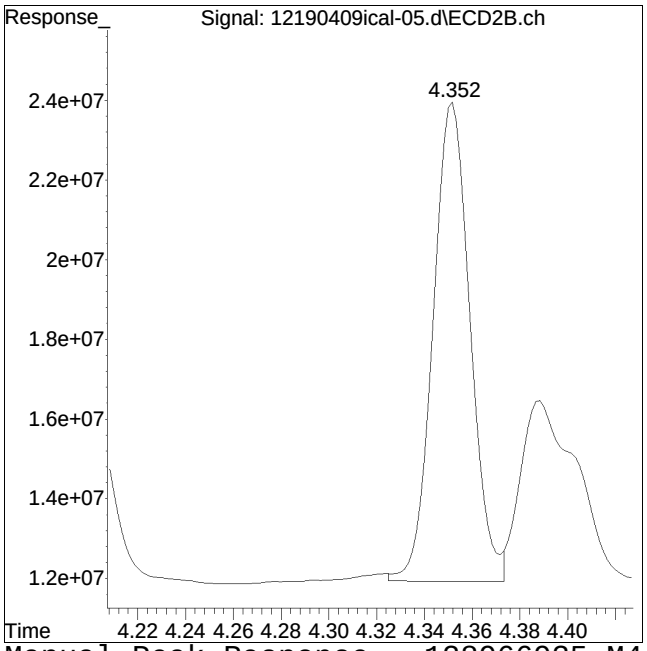

Original Peak Response = 142201447 Manual Peak Response = 128966935 M4
M4 = Poor automated baseline construction.

Quantitation Report (QT Reviewed)

Data Path : I:\Pest12\190409ical\
Data File : 12190409ical-06.d
Signal(s) : Signal #1: ECD1A.ch Signal #2: ECD2B.ch
Acq On : 9 Apr 2019 5:02 am
Operator : Pest12:kb
Sample : il44268,42e,,9016
Misc : wg1224428,
ALS Vial : 5 Sample Multiplier: 1

Integration File signal 1: events1.e
Integration File signal 2: events2.e
Quant Time: Apr 09 16:14:59 2019
Quant Method : I:\Pest12\190409ical\P12_pcb_04-09-19_ICAL_ugL_.m
Quant Title : pcb
QLast Update : Tue Apr 09 16:13:49 2019
Response via : Initial Calibration
Integrator: ChemStation

Volume Inj. :
Signal #1 Phase : Signal #2 Phase:
Signal #1 Info : Signal #2 Info :

Sub List : Default - All compounds listed

	Compound	RT#1	RT#2	Resp#1	Resp#2	ug/l	ug/l
	Internal Standards						
1) i	1660_1br2nb	0.000	0.000	0	0	N.D. d	N.D. d
14) i	2154_1br2nb	0.000	0.000	0	0	N.D. d	N.D. d
23) i	4268_1br2nb	1.965	2.164	893.6E6	1163.8E6	250.000	250.000
34) i	1248_1br2nb	0.000	0.000	0	0	N.D. d	N.D. d
40) i	3262_1br2nb	0.000	0.000	0	0	N.D. d	N.D. d
	System Monitoring Compounds						
2) s	2,4,5,6-Tetr	0.000	0.000	0	0	N.D. d	N.D. d
Spiked Amount	500.000	Range	30 - 150	Recovery	=	0.00%#	0.00%#
3) s	Decachlorobi	0.000	0.000	0	0	N.D. d	N.D. d
Spiked Amount	500.000	Range	30 - 150	Recovery	=	0.00%#	0.00%#
	Target Compounds						
4) l1	1016-1	0.000	0.000	0	0	N.D. d	N.D. d
5) l1	1016-2	0.000	0.000	0	0	N.D. d	N.D. d
6) l1	1016-3	0.000	0.000	0	0	N.D. d	N.D. d
7) l1	1016-4	0.000	0.000	0	0	N.D. d	N.D. d
8) l1	1016-5	0.000	0.000	0	0	N.D. d	N.D. d
Sum	1016-1			0	0	N.D.	N.D.
Average	1016-1					0.000	0.000
9) l2	1260-1	0.000	0.000	0	0	N.D. d	N.D. d
10) l2	1260-2	0.000	0.000	0	0	N.D. d	N.D. d
11) l2	1260-3	0.000	0.000	0	0	N.D. d	N.D. d
12) l2	1260-4	0.000	0.000	0	0	N.D. d	N.D. d
13) l2	1260-5	0.000	0.000	0	0	N.D. d	N.D. d
Sum	1260-1			0	0	N.D.	N.D.
Average	1260-1					0.000	0.000
15) l3	1221-1	0.000	0.000	0	0	N.D. d	N.D. d
16) l3	1221-2	0.000	0.000	0	0	N.D. d	N.D. d
17) l3	1221-3	0.000	0.000	0	0	N.D. d	N.D. d

Quantitation Report (QT Reviewed)

Data Path : I:\Pest12\190409ical\
Data File : 12190409ical-06.d
Signal(s) : Signal #1: ECD1A.ch Signal #2: ECD2B.ch
Acq On : 9 Apr 2019 5:02 am
Operator : Pest12:kb
Sample : il44268,42e,,9016
Misc : wg1224428,
ALS Vial : 5 Sample Multiplier: 1

Integration File signal 1: events1.e
Integration File signal 2: events2.e
Quant Time: Apr 09 16:14:59 2019
Quant Method : I:\Pest12\190409ical\P12_pcb_04-09-19_ICAL_ugL_.m
Quant Title : pcb
QLast Update : Tue Apr 09 16:13:49 2019
Response via : Initial Calibration
Integrator: ChemStation

Volume Inj. :
Signal #1 Phase : Signal #2 Phase:
Signal #1 Info : Signal #2 Info :

Sub List : Default - All compounds listed

	Compound	RT#1	RT#2	Resp#1	Resp#2	ug/l	ug/l
Sum	1221-1			0	0	N.D.	N.D.
Average	1221-1					0.000	0.000
18) l4	1254-1	0.000	0.000	0	0	N.D. d	N.D. d
19) l4	1254-2	0.000	0.000	0	0	N.D. d	N.D. d
20) l4	1254-3	0.000	0.000	0	0	N.D. d	N.D. d
21) l4	1254-4	0.000	0.000	0	0	N.D. d	N.D. d
22) l4	1254-5	0.000	0.000	0	0	N.D. d	N.D. d
Sum	1254-1			0	0	N.D.	N.D.
Average	1254-1					0.000	0.000
24) l6	1242-1	2.646	3.146	122.8E6	192.0E6	NoCal	NoCal
25) l6	1242-2	2.878	3.464	257.7E6	427.3E6	NoCal	NoCal
26) l6	1242-3	3.203	3.851	501.7E6	818.6E6	NoCal	NoCal M1
27) l6	1242-4	3.605	4.351	254.8E6	272.8E6	NoCal	NoCal
28) l6	1242-5	3.940	4.651	166.6E6	249.0E6	NoCal	NoCal
Sum	1242-1			0	0	N.D.	N.D.
Average	1242-1					0.000	0.000
29) l9	1268-1	5.687	6.405	882.0E6	1060.5E6	NoCal	NoCal
30) l9	1268-2	5.715	6.438	1021.6E6	1089.3E6	NoCal	NoCal
31) l9	1268-3	5.849	6.610	644.9E6	696.5E6	NoCal	NoCal
32) l9	1268-4	6.086	6.791	321.2E6	334.0E6	NoCal	NoCal
33) l9	1268-5	6.278	7.011	1681.5E6	1819.8E6	NoCal	NoCal
Sum	1268-1			0	0	N.D.	N.D.
Average	1268-1					0.000	0.000
35) l7	1248-1	0.000	0.000	0	0	N.D. d	N.D. d
36) l7	1248-2	0.000	0.000	0	0	N.D. d	N.D. d
37) l7	1248-3	0.000	0.000	0	0	N.D. d	N.D. d
38) l7	1248-4	0.000	0.000	0	0	N.D. d	N.D. d
39) l7	1248-5	0.000	0.000	0	0	N.D. d	N.D. d
Sum	1248-1			0	0	N.D.	N.D.

Quantitation Report (QT Reviewed)

Data Path : I:\Pest12\190409ical\
Data File : 12190409ical-06.d
Signal(s) : Signal #1: ECD1A.ch Signal #2: ECD2B.ch
Acq On : 9 Apr 2019 5:02 am
Operator : Pest12:kb
Sample : il44268,42e,,9016
Misc : wg1224428,
ALS Vial : 5 Sample Multiplier: 1

Integration File signal 1: events1.e
Integration File signal 2: events2.e
Quant Time: Apr 09 16:14:59 2019
Quant Method : I:\Pest12\190409ical\P12_pcb_04-09-19_ICAL_ugL_.m
Quant Title : pcb
QLast Update : Tue Apr 09 16:13:49 2019
Response via : Initial Calibration
Integrator: ChemStation

Volume Inj. :
Signal #1 Phase : Signal #2 Phase:
Signal #1 Info : Signal #2 Info :

Sub List : Default - All compounds listed

	Compound	RT#1	RT#2	Resp#1	Resp#2	ug/l	ug/l
Average	1248-1					0.000	0.000
41) l5	1232-1	0.000	0.000	0	0	N.D. d	N.D. d
42) l5	1232-2	0.000	0.000	0	0	N.D. d	N.D. d
43) l5	1232-3	0.000	0.000	0	0	N.D. d	N.D. d
44) l5	1232-4	0.000	0.000	0	0	N.D. d	N.D. d
45) l5	1232-5	0.000	0.000	0	0	N.D. d	N.D. d
Sum	1232-1			0	0	N.D.	N.D.
Average	1232-1					0.000	0.000
46) l8	1262-1	0.000	0.000	0	0	N.D. d	N.D. d
47) l8	1262-2	0.000	0.000	0	0	N.D. d	N.D. d
48) l8	1262-3	0.000	0.000	0	0	N.D. d	N.D. d
49) l8	1262-4	0.000	0.000	0	0	N.D. d	N.D. d
50) l8	1262-5	0.000	0.000	0	0	N.D. d	N.D. d
Sum	1262-1			0	0	N.D.	N.D.
Average	1262-1					0.000	0.000

SemiQuant Compounds - Not Calibrated on this Instrument

Sum	1262-1			0	0	N.D.	N.D.
Average	1262-1					0.000	0.000

(f)=RT Delta > 1/2 Window (D)=Amounts differ by > 40% (m)=manual int.
(#)=Recovery Exceeds Compound Acceptance Limits.
(I,C,F) I=Interference, C=Coelluting Calibration Peak, F=Fails CC Criteria.

Sub List : Default - All compounds listed Reviewed)

Data Path : I:\Pest12\190409ical\
Data File : 12190409ical-06.d
Signal(s) : Signal #1: ECD1A.ch Signal #2: ECD2B.ch
Acq On : 9 Apr 2019 5:02 am
Operator : Pest12:kb
Sample : il44268,42e,,9016
Misc : wg1224428,
ALS Vial : 5 Sample Multiplier: 1

Integration File signal 1: events1.e
Integration File signal 2: events2.e
Quant Time: Apr 09 16:14:59 2019
Quant Method : I:\Pest12\190409ical\P12_pcb_04-09-19_ICAL_ugL_.m
Quant Title : pcb
QLast Update : Tue Apr 09 16:13:49 2019
Response via : Initial Calibration
Integrator: ChemStation

Volume Inj. :
Signal #1 Phase : Signal #2 Phase:
Signal #1 Info : Signal #2 Info :

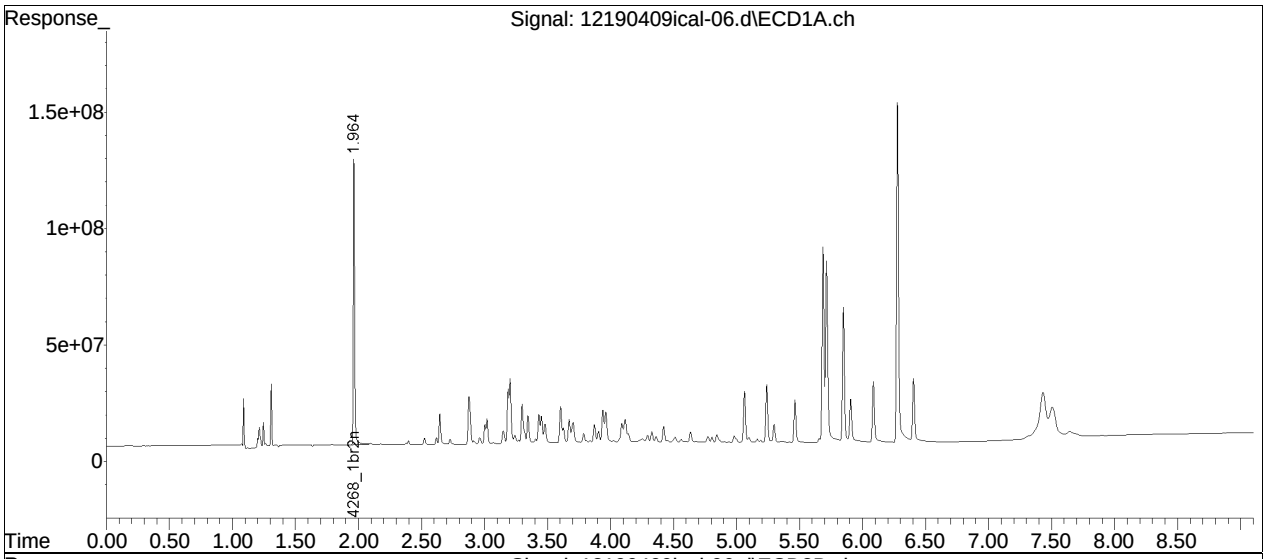

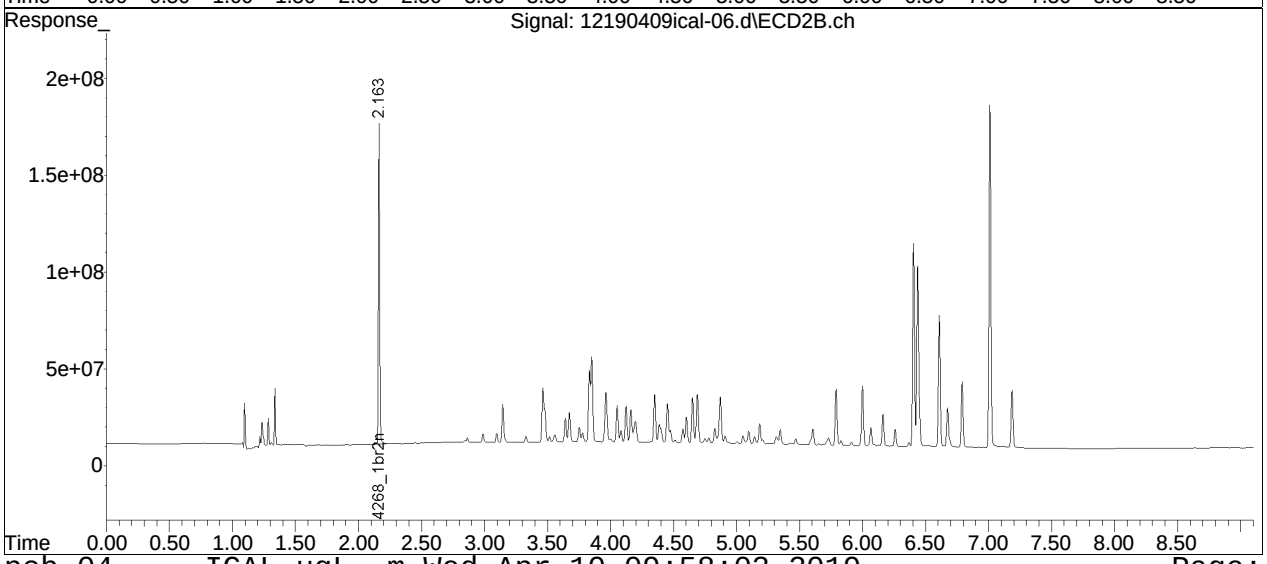

Manual Integration Report

Data Path	: I:\Pest12\190409ical\	QMethod	: P12_pcb_04-09-19_ICAL_ug
Data File	: 12190409ical-06.d	Operator	: Pest12:kb
Date Inj'd	: 4/9/2019 5:02 am	Instrument	: Pest 12
Sample	: il44268,42e,,9016	Quant Date	: 4/9/2019 4:14 pm

Compound #77: 1242-3 #2

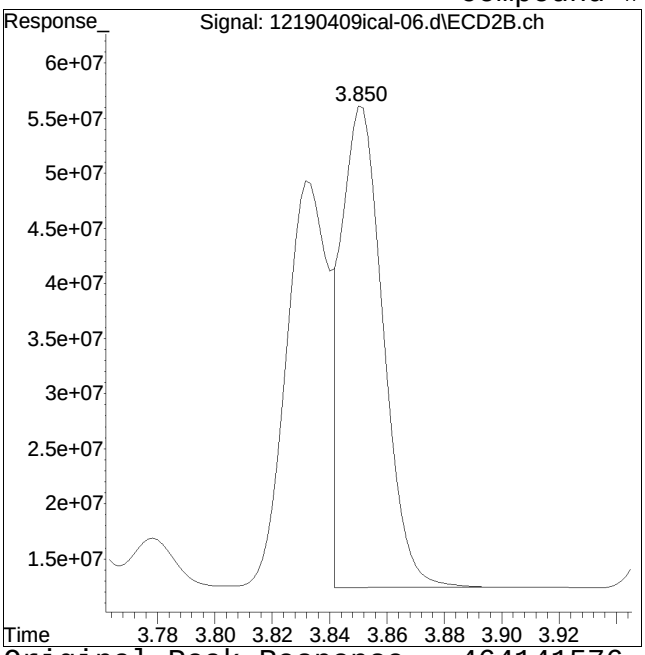

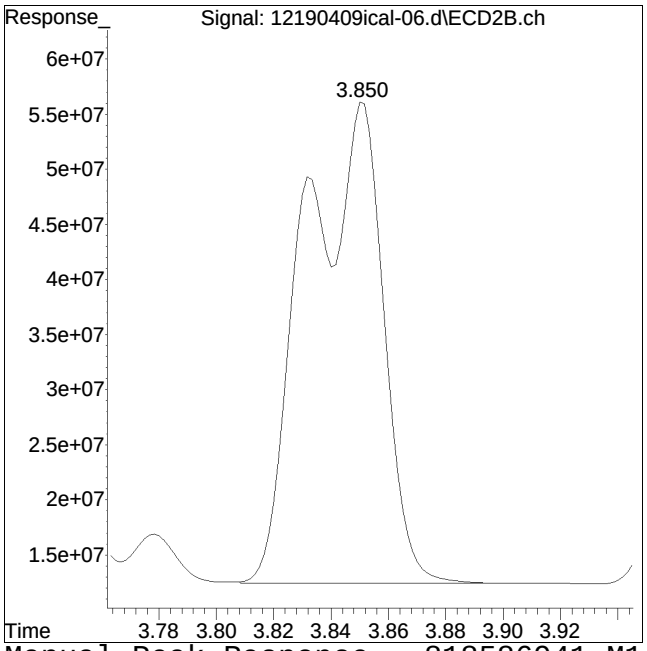

Original Peak Response = 464141576 Manual Peak Response = 818586941 M1
M1 = Split or tailing peak, auto integration stopped early resulting in false low area count.

Quantitation Report (QT Reviewed)

Data Path : I:\Pest12\190409ical\
Data File : 12190409ical-07.d
Signal(s) : Signal #1: ECD1A.ch Signal #2: ECD2B.ch
Acq On : 9 Apr 2019 5:14 am
Operator : Pest12:kb
Sample : il54268,42e,,9015
Misc : wg1224428,
ALS Vial : 6 Sample Multiplier: 1

Integration File signal 1: events1.e
Integration File signal 2: events2.e
Quant Time: Apr 09 16:16:21 2019
Quant Method : I:\Pest12\190409ical\P12_pcb_04-09-19_ICAL_ugL_.m
Quant Title : pcb
QLast Update : Tue Apr 09 16:15:06 2019
Response via : Initial Calibration
Integrator: ChemStation

Volume Inj. :
Signal #1 Phase : Signal #2 Phase:
Signal #1 Info : Signal #2 Info :

Sub List : Default - All compounds listed

	Compound	RT#1	RT#2	Resp#1	Resp#2	ug/l	ug/l
	Internal Standards						
1) i	1660_1br2nb	0.000	0.000	0	0	N.D. d	N.D. d
14) i	2154_1br2nb	0.000	0.000	0	0	N.D. d	N.D. d
23) i	4268_1br2nb	1.965	2.164	923.2E6	1206.4E6	250.000	250.000
34) i	1248_1br2nb	0.000	0.000	0	0	N.D. d	N.D. d
40) i	3262_1br2nb	0.000	0.000	0	0	N.D. d	N.D. d
	System Monitoring Compounds						
2) s	2,4,5,6-Tetr	0.000	0.000	0	0	N.D. d	N.D. d
Spiked Amount	500.000	Range	30 - 150	Recovery	=	0.00%#	0.00%#
3) s	Decachlorobi	0.000	0.000	0	0	N.D. d	N.D. d
Spiked Amount	500.000	Range	30 - 150	Recovery	=	0.00%#	0.00%#
	Target Compounds						
4) l1	1016-1	0.000	0.000	0	0	N.D. d	N.D. d
5) l1	1016-2	0.000	0.000	0	0	N.D. d	N.D. d
6) l1	1016-3	0.000	0.000	0	0	N.D. d	N.D. d
7) l1	1016-4	0.000	0.000	0	0	N.D. d	N.D. d
8) l1	1016-5	0.000	0.000	0	0	N.D. d	N.D. d
Sum	1016-1			0	0	N.D.	N.D.
Average	1016-1					0.000	0.000
9) l2	1260-1	0.000	0.000	0	0	N.D. d	N.D. d
10) l2	1260-2	0.000	0.000	0	0	N.D. d	N.D. d
11) l2	1260-3	0.000	0.000	0	0	N.D. d	N.D. d
12) l2	1260-4	0.000	0.000	0	0	N.D. d	N.D. d
13) l2	1260-5	0.000	0.000	0	0	N.D. d	N.D. d
Sum	1260-1			0	0	N.D.	N.D.
Average	1260-1					0.000	0.000
15) l3	1221-1	0.000	0.000	0	0	N.D. d	N.D. d
16) l3	1221-2	0.000	0.000	0	0	N.D. d	N.D. d
17) l3	1221-3	0.000	0.000	0	0	N.D. d	N.D. d

Quantitation Report (QT Reviewed)

Data Path : I:\Pest12\190409ical\
Data File : 12190409ical-07.d
Signal(s) : Signal #1: ECD1A.ch Signal #2: ECD2B.ch
Acq On : 9 Apr 2019 5:14 am
Operator : Pest12:kb
Sample : il54268,42e,,9015
Misc : wg1224428,
ALS Vial : 6 Sample Multiplier: 1

Integration File signal 1: events1.e
Integration File signal 2: events2.e
Quant Time: Apr 09 16:16:21 2019
Quant Method : I:\Pest12\190409ical\P12_pcb_04-09-19_ICAL_ugL_.m
Quant Title : pcb
QLast Update : Tue Apr 09 16:15:06 2019
Response via : Initial Calibration
Integrator: ChemStation

Volume Inj. :
Signal #1 Phase : Signal #2 Phase:
Signal #1 Info : Signal #2 Info :

Sub List : Default - All compounds listed

	Compound	RT#1	RT#2	Resp#1	Resp#2	ug/l	ug/l	
Sum	1221-1			0	0	N.D.	N.D.	
Average	1221-1					0.000	0.000	
18) l4	1254-1	0.000	0.000	0	0	N.D. d	N.D. d	
19) l4	1254-2	0.000	0.000	0	0	N.D. d	N.D. d	
20) l4	1254-3	0.000	0.000	0	0	N.D. d	N.D. d	
21) l4	1254-4	0.000	0.000	0	0	N.D. d	N.D. d	
22) l4	1254-5	0.000	0.000	0	0	N.D. d	N.D. d	
Sum	1254-1			0	0	N.D.	N.D.	
Average	1254-1					0.000	0.000	
24) l6	1242-1	2.646	3.146	244.4E6	376.8E6	4816.963	4733.160	
25) l6	1242-2	2.878	3.464	517.9E6	832.7E6	4862.662	4700.047	
26) l6	1242-3	3.203	3.851	1022.6E6	1652.4E6	4932.426	4868.352M1	
27) l6	1242-4	3.604	4.351	489.8E6	532.7E6	4652.432M1	4709.426	
28) l6	1242-5	3.939	4.651	340.1E6	512.1E6	4941.732	4959.092	
Sum	1242-1			2614.8E6	3906.6E6	24206.215	23970.077	
Average	1242-1					4841.243	4794.015	
29) l9	1268-1	5.686	6.405	1861.9E6	2234.1E6	5108.382	5080.706	
30) l9	1268-2	5.714	6.437	2114.7E6	2312.0E6	5009.156	5119.079	
31) l9	1268-3	5.848	6.608	1345.3E6	1480.2E6	5048.446	5125.060	
32) l9	1268-4	6.085	6.790	670.1E6	709.3E6	5048.902	5122.175	
33) l9	1268-5	6.277	7.010	3557.9E6	3909.7E6	5120.488	5181.388	
Sum	1268-1			9549.9E6	10645.2E6	N.D.	N.D.	D
Average	1268-1					5067.075	5125.682	
35) l7	1248-1	0.000	0.000	0	0	N.D. d	N.D. d	
36) l7	1248-2	0.000	0.000	0	0	N.D. d	N.D. d	
37) l7	1248-3	0.000	0.000	0	0	N.D. d	N.D. d	
38) l7	1248-4	0.000	0.000	0	0	N.D. d	N.D. d	
39) l7	1248-5	0.000	0.000	0	0	N.D. d	N.D. d	
Sum	1248-1			0	0	N.D.	N.D.	

Quantitation Report (QT Reviewed)

Data Path : I:\Pest12\190409ical\
Data File : 12190409ical-07.d
Signal(s) : Signal #1: ECD1A.ch Signal #2: ECD2B.ch
Acq On : 9 Apr 2019 5:14 am
Operator : Pest12:kb
Sample : il54268,42e,,9015
Misc : wg1224428,
ALS Vial : 6 Sample Multiplier: 1

Integration File signal 1: events1.e
Integration File signal 2: events2.e
Quant Time: Apr 09 16:16:21 2019
Quant Method : I:\Pest12\190409ical\P12_pcb_04-09-19_ICAL_ugL_.m
Quant Title : pcb
QLast Update : Tue Apr 09 16:15:06 2019
Response via : Initial Calibration
Integrator: ChemStation

Volume Inj. :
Signal #1 Phase : Signal #2 Phase:
Signal #1 Info : Signal #2 Info :

Sub List : Default - All compounds listed

	Compound	RT#1	RT#2	Resp#1	Resp#2	ug/l	ug/l
Average	1248-1					0.000	0.000
41) l5	1232-1	0.000	0.000	0	0	N.D. d	N.D. d
42) l5	1232-2	0.000	0.000	0	0	N.D. d	N.D. d
43) l5	1232-3	0.000	0.000	0	0	N.D. d	N.D. d
44) l5	1232-4	0.000	0.000	0	0	N.D. d	N.D. d
45) l5	1232-5	0.000	0.000	0	0	N.D. d	N.D. d
Sum	1232-1			0	0	N.D.	N.D.
Average	1232-1					0.000	0.000
46) l8	1262-1	0.000	0.000	0	0	N.D. d	N.D. d
47) l8	1262-2	0.000	0.000	0	0	N.D. d	N.D. d
48) l8	1262-3	0.000	0.000	0	0	N.D. d	N.D. d
49) l8	1262-4	0.000	0.000	0	0	N.D. d	N.D. d
50) l8	1262-5	0.000	0.000	0	0	N.D. d	N.D. d
Sum	1262-1			0	0	N.D.	N.D.
Average	1262-1					0.000	0.000

SemiQuant Compounds - Not Calibrated on this Instrument

Sum	1262-1			0	0	N.D.	N.D.
Average	1262-1					0.000	0.000

(f)=RT Delta > 1/2 Window (D)=Amounts differ by > 40% (m)=manual int.
(#)=Recovery Exceeds Compound Acceptance Limits.
(I,C,F) I=Interference, C=Coelluting Calibration Peak, F=Fails CC Criteria.

Sub List : Default - All compounds listed Reviewed)

Data Path : I:\Pest12\190409ical\
Data File : 12190409ical-07.d
Signal(s) : Signal #1: ECD1A.ch Signal #2: ECD2B.ch
Acq On : 9 Apr 2019 5:14 am
Operator : Pest12:kb
Sample : il54268,42e,,9015
Misc : wg1224428,
ALS Vial : 6 Sample Multiplier: 1

Integration File signal 1: events1.e
Integration File signal 2: events2.e
Quant Time: Apr 09 16:16:21 2019
Quant Method : I:\Pest12\190409ical\P12_pcb_04-09-19_ICAL_ugL_.m
Quant Title : pcb
QLast Update : Tue Apr 09 16:15:06 2019
Response via : Initial Calibration
Integrator: ChemStation

Volume Inj. :
Signal #1 Phase : Signal #2 Phase:
Signal #1 Info : Signal #2 Info :

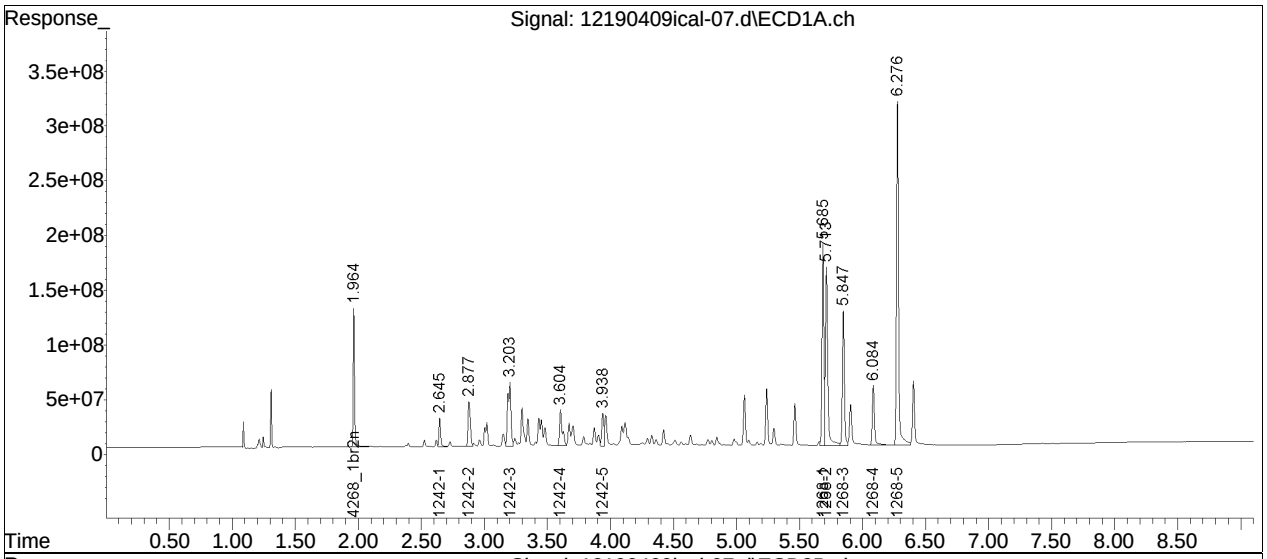

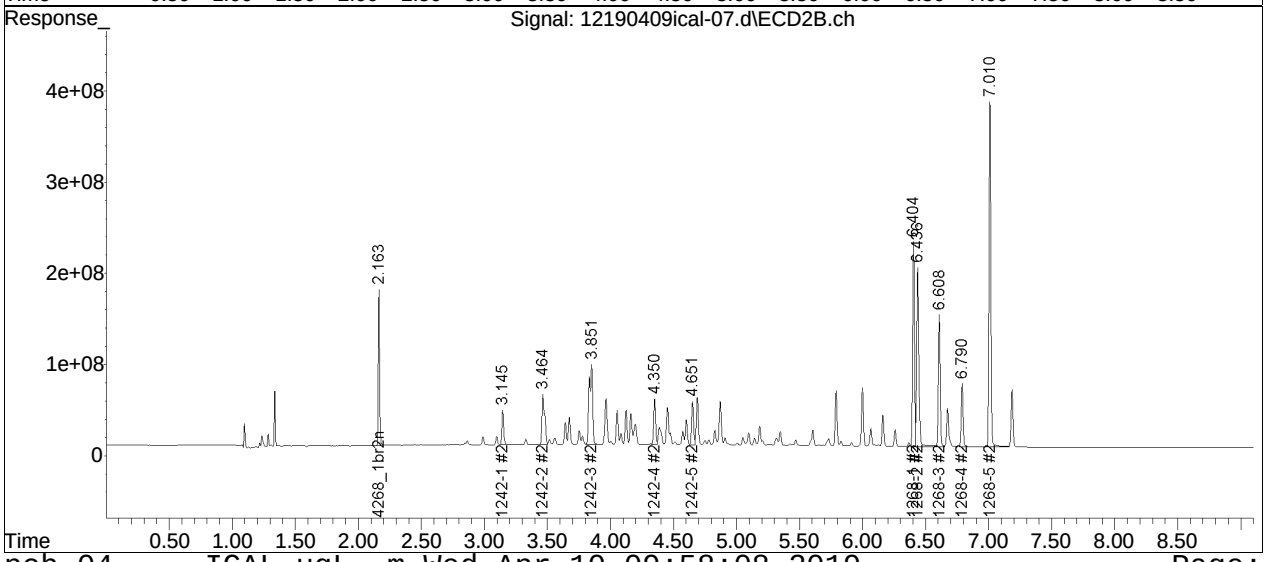

Manual Integration Report

Data Path	: I:\Pest12\190409ical\	QMethod	: P12_pcb_04-09-19_ICAL_ug
Data File	: 12190409ical-07.d	Operator	: Pest12:kb
Date Inj'd	: 4/9/2019 5:14 am	Instrument	: Pest 12
Sample	: il54268,42e,,9015	Quant Date	: 4/9/2019 4:15 pm

Compound #77: 1242-3 #2

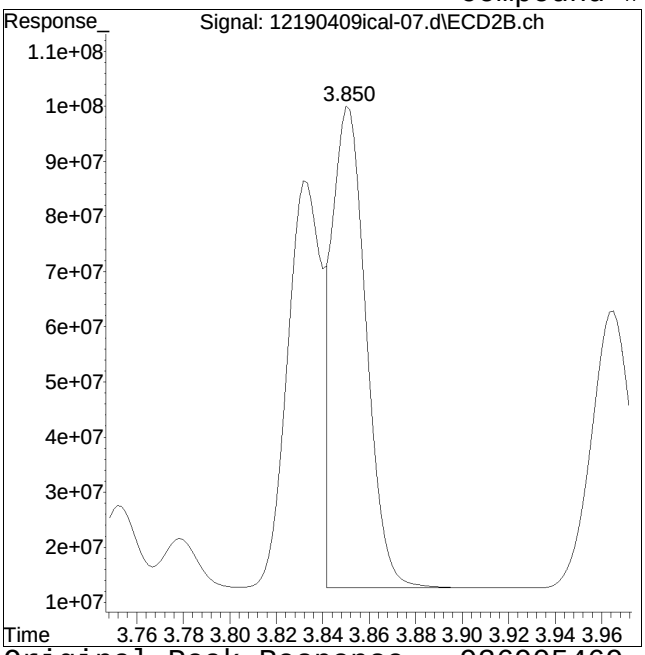

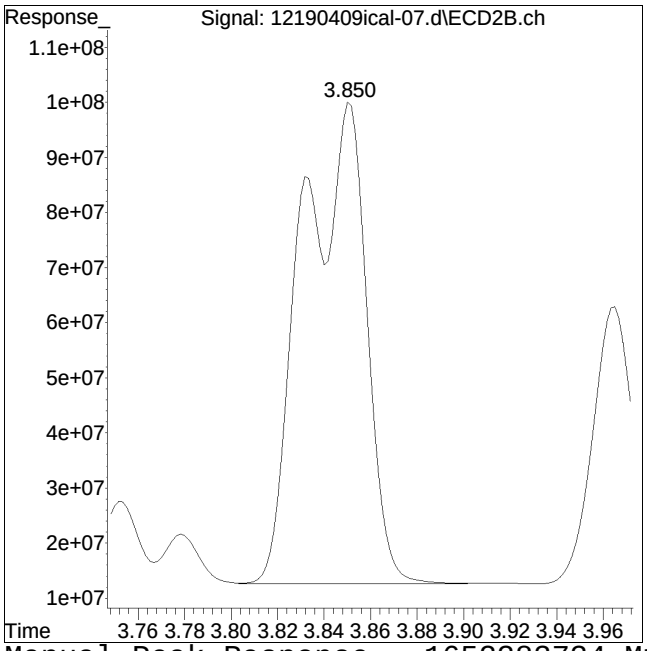

Original Peak Response = 936905469 Manual Peak Response = 1652383734 M1
M1 = Split or tailing peak, auto integration stopped early resulting in false low area count.

Manual Integration Report

Data Path	: I:\Pest12\190409ical\	QMethod	: P12_pcb_04-09-19_ICAL_ug
Data File	: 12190409ical-07.d	Operator	: Pest12:kb
Date Inj'd	: 4/9/2019 5:14 am	Instrument	: Pest 12
Sample	: il54268,42e,,9015	Quant Date	: 4/9/2019 4:15 pm

Compound #27: 1242-4

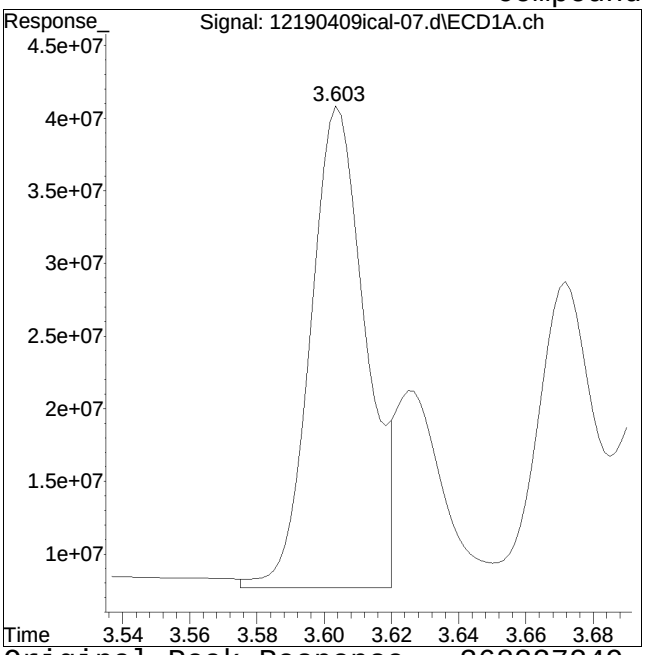

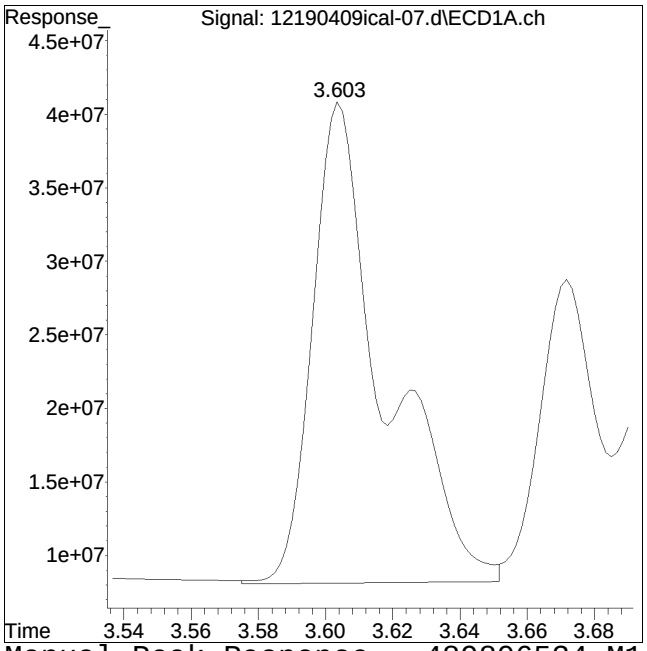

Original Peak Response = 368327249 Manual Peak Response = 489806534 M1
M1 = Split or tailing peak, auto integration stopped early resulting in false low area count.

Quantitation Report (QT Reviewed)

Data Path : I:\Pest12\190409ical\
Data File : 12190409ical-08.d
Signal(s) : Signal #1: ECD1A.ch Signal #2: ECD2B.ch
Acq On : 9 Apr 2019 5:27 am
Operator : Pest12:kb
Sample : il64268,42e,,9014
Misc : wg1224428,
ALS Vial : 7 Sample Multiplier: 1

Integration File signal 1: events1.e
Integration File signal 2: events2.e
Quant Time: Apr 09 16:17:33 2019
Quant Method : I:\Pest12\190409ical\P12_pcb_04-09-19_ICAL_ugL_.m
Quant Title : pcb
QLast Update : Tue Apr 09 16:16:31 2019
Response via : Initial Calibration
Integrator: ChemStation

Volume Inj. :
Signal #1 Phase : Signal #2 Phase:
Signal #1 Info : Signal #2 Info :

Sub List : Default - All compounds listed

	Compound	RT#1	RT#2	Resp#1	Resp#2	ug/l	ug/l
	Internal Standards						
1) i	1660_1br2nb	0.000	0.000	0	0	N.D. d	N.D. d
14) i	2154_1br2nb	0.000	0.000	0	0	N.D. d	N.D. d
23) i	4268_1br2nb	1.964	2.163	905.9E6	1168.3E6	250.000	250.000
34) i	1248_1br2nb	0.000	0.000	0	0	N.D. d	N.D. d
40) i	3262_1br2nb	0.000	0.000	0	0	N.D. d	N.D. d
	System Monitoring Compounds						
2) s	2,4,5,6-Tetr	0.000	0.000	0	0	N.D. d	N.D. d
Spiked Amount	500.000	Range	30 - 150	Recovery	=	0.00%#	0.00%#
3) s	Decachlorobi	0.000	0.000	0	0	N.D. d	N.D. d
Spiked Amount	500.000	Range	30 - 150	Recovery	=	0.00%#	0.00%#
	Target Compounds						
4) l1	1016-1	0.000	0.000	0	0	N.D. d	N.D. d
5) l1	1016-2	0.000	0.000	0	0	N.D. d	N.D. d
6) l1	1016-3	0.000	0.000	0	0	N.D. d	N.D. d
7) l1	1016-4	0.000	0.000	0	0	N.D. d	N.D. d
8) l1	1016-5	0.000	0.000	0	0	N.D. d	N.D. d
Sum	1016-1			0	0	N.D.	N.D.
Average	1016-1					0.000	0.000
9) l2	1260-1	0.000	0.000	0	0	N.D. d	N.D. d
10) l2	1260-2	0.000	0.000	0	0	N.D. d	N.D. d
11) l2	1260-3	0.000	0.000	0	0	N.D. d	N.D. d
12) l2	1260-4	0.000	0.000	0	0	N.D. d	N.D. d
13) l2	1260-5	0.000	0.000	0	0	N.D. d	N.D. d
Sum	1260-1			0	0	N.D.	N.D.
Average	1260-1					0.000	0.000
15) l3	1221-1	0.000	0.000	0	0	N.D. d	N.D. d
16) l3	1221-2	0.000	0.000	0	0	N.D. d	N.D. d
17) l3	1221-3	0.000	0.000	0	0	N.D. d	N.D. d

Quantitation Report (QT Reviewed)

Data Path : I:\Pest12\190409ical\
Data File : 12190409ical-08.d
Signal(s) : Signal #1: ECD1A.ch Signal #2: ECD2B.ch
Acq On : 9 Apr 2019 5:27 am
Operator : Pest12:kb
Sample : il64268,42e,,9014
Misc : wg1224428,
ALS Vial : 7 Sample Multiplier: 1

Integration File signal 1: events1.e
Integration File signal 2: events2.e
Quant Time: Apr 09 16:17:33 2019
Quant Method : I:\Pest12\190409ical\P12_pcb_04-09-19_ICAL_ugL_.m
Quant Title : pcb
QLast Update : Tue Apr 09 16:16:31 2019
Response via : Initial Calibration
Integrator: ChemStation

Volume Inj. :
Signal #1 Phase : Signal #2 Phase:
Signal #1 Info : Signal #2 Info :

Sub List : Default - All compounds listed

	Compound	RT#1	RT#2	Resp#1	Resp#2	ug/l	ug/l	
Sum	1221-1			0	0	N.D.	N.D.	
Average	1221-1					0.000	0.000	
18) l4	1254-1	0.000	0.000	0	0	N.D. d	N.D. d	
19) l4	1254-2	0.000	0.000	0	0	N.D. d	N.D. d	
20) l4	1254-3	0.000	0.000	0	0	N.D. d	N.D. d	
21) l4	1254-4	0.000	0.000	0	0	N.D. d	N.D. d	
22) l4	1254-5	0.000	0.000	0	0	N.D. d	N.D. d	
Sum	1254-1			0	0	N.D.	N.D.	
Average	1254-1					0.000	0.000	
24) l6	1242-1	2.645	3.145	415.6E6	636.8E6	8503.084	8487.510	
25) l6	1242-2	2.877	3.463	891.7E6	1424.3E6	8651.670	8557.773	
26) l6	1242-3	3.202	3.850	1818.3E6	2883.5E6	8999.134	8889.307M1	
27) l6	1242-4	3.603	4.350	891.9E6	939.2E6	8944.265	8829.992	
28) l6	1242-5	3.938	4.650	607.3E6	892.9E6	9045.215	8965.119	
Sum	1242-1			4624.9E6	6776.7E6	44143.367	43729.701	
Average	1242-1					8828.673	8745.940	
29) l9	1268-1	5.685	6.403	3396.4E6	3949.8E6	9394.715	9200.861	
30) l9	1268-2	5.713	6.436	3699.5E6	4085.1E6	8922.366	9229.780	
31) l9	1268-3	5.847	6.607	2391.5E6	2617.2E6	9101.353	9241.764	
32) l9	1268-4	6.084	6.788	1176.0E6	1249.6E6	8985.609	9205.443	
33) l9	1268-5	6.276	7.008	6269.3E6	6942.6E6	9085.488	9331.215	
Sum	1268-1			16932.6E6	18844.3E6	N.D.	N.D.	D
Average	1268-1					9097.906	9241.813	
35) l7	1248-1	0.000	0.000	0	0	N.D. d	N.D. d	
36) l7	1248-2	0.000	0.000	0	0	N.D. d	N.D. d	
37) l7	1248-3	0.000	0.000	0	0	N.D. d	N.D. d	
38) l7	1248-4	0.000	0.000	0	0	N.D. d	N.D. d	
39) l7	1248-5	0.000	0.000	0	0	N.D. d	N.D. d	
Sum	1248-1			0	0	N.D.	N.D.	

Quantitation Report (QT Reviewed)

Data Path : I:\Pest12\190409ical\
Data File : 12190409ical-08.d
Signal(s) : Signal #1: ECD1A.ch Signal #2: ECD2B.ch
Acq On : 9 Apr 2019 5:27 am
Operator : Pest12:kb
Sample : il64268,42e,,9014
Misc : wg1224428,
ALS Vial : 7 Sample Multiplier: 1

Integration File signal 1: events1.e
Integration File signal 2: events2.e
Quant Time: Apr 09 16:17:33 2019
Quant Method : I:\Pest12\190409ical\P12_pcb_04-09-19_ICAL_ugL_.m
Quant Title : pcb
QLast Update : Tue Apr 09 16:16:31 2019
Response via : Initial Calibration
Integrator: ChemStation

Volume Inj. :
Signal #1 Phase : Signal #2 Phase:
Signal #1 Info : Signal #2 Info :

Sub List : Default - All compounds listed

Compound	RT#1	RT#2	Resp#1	Resp#2	ug/l	ug/l
Average 1248-1					0.000	0.000
41) l5 1232-1	0.000	0.000	0	0	N.D. d	N.D. d
42) l5 1232-2	0.000	0.000	0	0	N.D. d	N.D. d
43) l5 1232-3	0.000	0.000	0	0	N.D. d	N.D. d
44) l5 1232-4	0.000	0.000	0	0	N.D. d	N.D. d
45) l5 1232-5	0.000	0.000	0	0	N.D. d	N.D. d
Sum 1232-1			0	0	N.D.	N.D.
Average 1232-1					0.000	0.000
46) l8 1262-1	0.000	0.000	0	0	N.D. d	N.D. d
47) l8 1262-2	0.000	0.000	0	0	N.D. d	N.D. d
48) l8 1262-3	0.000	0.000	0	0	N.D. d	N.D. d
49) l8 1262-4	0.000	0.000	0	0	N.D. d	N.D. d
50) l8 1262-5	0.000	0.000	0	0	N.D. d	N.D. d
Sum 1262-1			0	0	N.D.	N.D.
Average 1262-1					0.000	0.000

SemiQuant Compounds - Not Calibrated on this Instrument

Sum 1262-1			0	0	N.D.	N.D.
Average 1262-1					0.000	0.000

(f)=RT Delta > 1/2 Window (D)=Amounts differ by > 40% (m)=manual int.
(#)=Recovery Exceeds Compound Acceptance Limits.
(I,C,F) I=Interference, C=Coelluting Calibration Peak, F=Fails CC Criteria.

Sub List : Default - All compounds listed Reviewed)

Data Path : I:\Pest12\190409ical\
Data File : 12190409ical-08.d
Signal(s) : Signal #1: ECD1A.ch Signal #2: ECD2B.ch
Acq On : 9 Apr 2019 5:27 am
Operator : Pest12:kb
Sample : il64268,42e,,9014
Misc : wg1224428,
ALS Vial : 7 Sample Multiplier: 1

Integration File signal 1: events1.e
Integration File signal 2: events2.e
Quant Time: Apr 09 16:17:33 2019
Quant Method : I:\Pest12\190409ical\P12_pcb_04-09-19_ICAL_ugL_.m
Quant Title : pcb
QLast Update : Tue Apr 09 16:16:31 2019
Response via : Initial Calibration
Integrator: ChemStation

Volume Inj. :
Signal #1 Phase : Signal #2 Phase:
Signal #1 Info : Signal #2 Info :

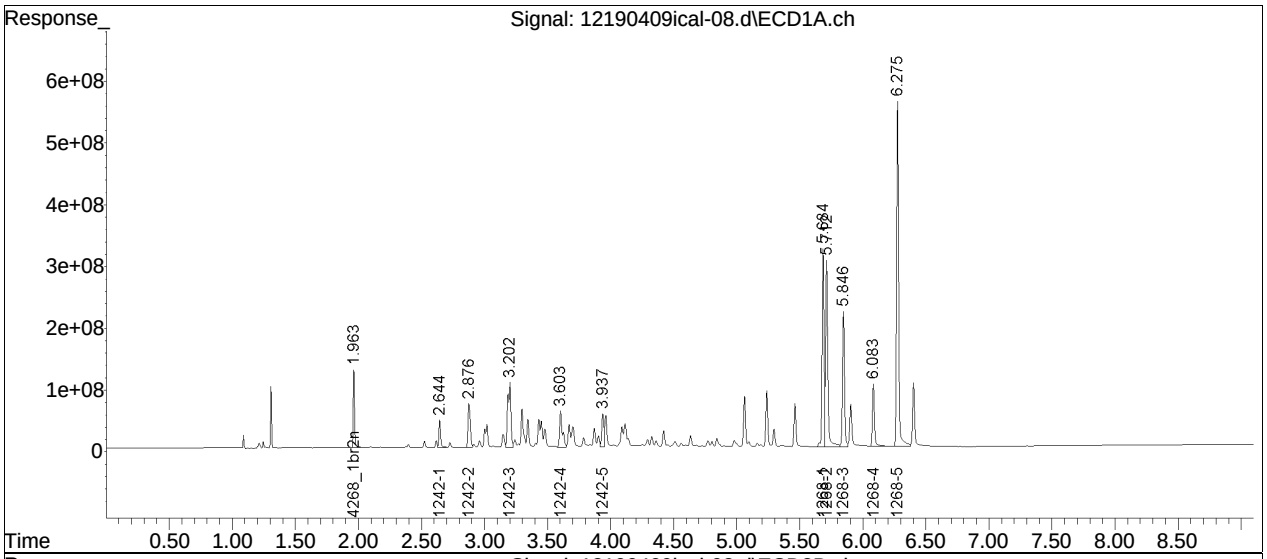

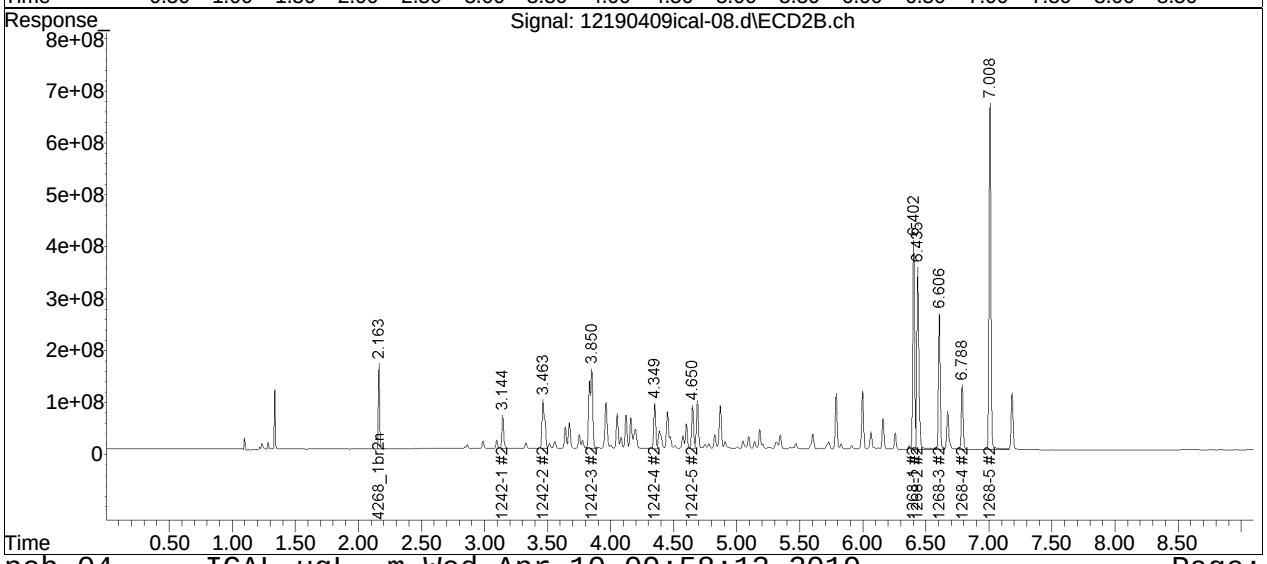

Manual Integration Report

Data Path	: I:\Pest12\190409ical\	QMethod	: P12_pcb_04-09-19_ICAL_ug
Data File	: 12190409ical-08.d	Operator	: Pest12:kb
Date Inj'd	: 4/9/2019 5:27 am	Instrument	: Pest 12
Sample	: il64268,42e,,9014	Quant Date	: 4/9/2019 4:16 pm

Compound #77: 1242-3 #2

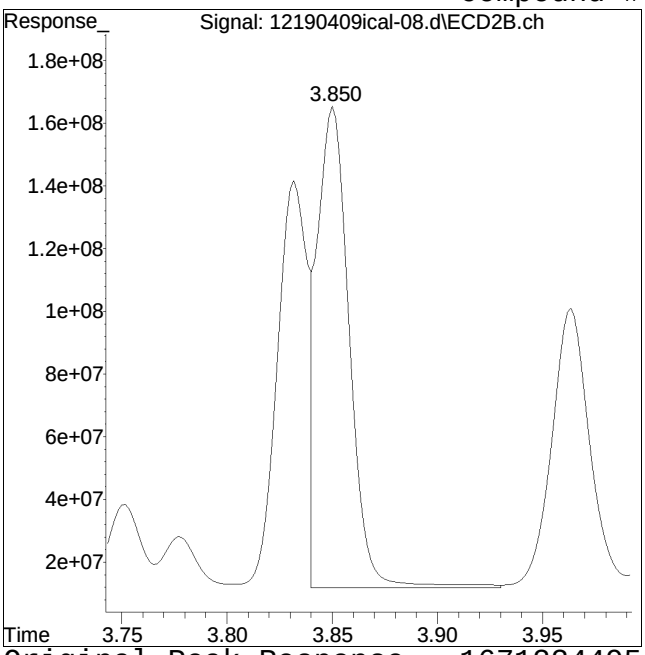

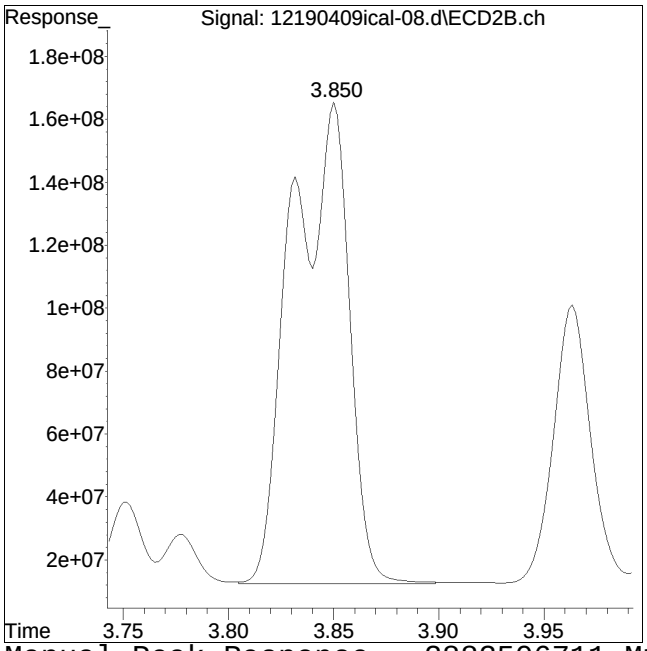

Original Peak Response = 1671224495 Manual Peak Response = 2883506711 M1

M1 = Split or tailing peak, auto integration stopped early resulting in false low area count.

Quantitation Report (QT Reviewed)

Data Path : I:\Pest12\190409ical\
Data File : 12190409ical-09.d
Signal(s) : Signal #1: ECD1A.ch Signal #2: ECD2B.ch
Acq On : 9 Apr 2019 5:39 am
Operator : Pest12:kb
Sample : il13262,42e,,9007
Misc : wg1224428,
ALS Vial : 8 Sample Multiplier: 1

Integration File signal 1: events1.e
Integration File signal 2: events2.e
Quant Time: Apr 09 16:09:08 2019
Quant Method : I:\Pest12\190409ical\P12_pcb_04-09-19_ICAL_ugL_.m
Quant Title : pcb
QLast Update : Tue Apr 09 16:05:24 2019
Response via : Initial Calibration
Integrator: ChemStation

Volume Inj. :
Signal #1 Phase : Signal #2 Phase:
Signal #1 Info : Signal #2 Info :

Sub List : Default - All compounds listed

	Compound	RT#1	RT#2	Resp#1	Resp#2	ug/l	ug/l
	Internal Standards						
1) i	1660_1br2nb	0.000	0.000	0	0	N.D. d	N.D. d
14) i	2154_1br2nb	0.000	0.000	0	0	N.D. d	N.D. d
23) i	4268_1br2nb	0.000	0.000	0	0	N.D. d	N.D. d
34) i	1248_1br2nb	0.000	0.000	0	0	N.D. d	N.D. d
40) i	3262_1br2nb	1.965	2.164	997.8E6	1321.9E6	250.000	250.000
	System Monitoring Compounds						
2) s	2,4,5,6-Tetr	0.000	0.000	0	0	N.D. d	N.D. d
Spiked Amount	500.000	Range	30 - 150	Recovery	=	0.00%#	0.00%#
3) s	Decachlorobi	0.000	0.000	0	0	N.D. d	N.D. d
Spiked Amount	500.000	Range	30 - 150	Recovery	=	0.00%#	0.00%#
	Target Compounds						
4) l1	1016-1	0.000	0.000	0	0	N.D. d	N.D. d
5) l1	1016-2	0.000	0.000	0	0	N.D. d	N.D. d
6) l1	1016-3	0.000	0.000	0	0	N.D. d	N.D. d
7) l1	1016-4	0.000	0.000	0	0	N.D. d	N.D. d
8) l1	1016-5	0.000	0.000	0	0	N.D. d	N.D. d
Sum	1016-1			0	0	N.D.	N.D.
Average	1016-1					0.000	0.000
9) l2	1260-1	0.000	0.000	0	0	N.D. d	N.D. d
10) l2	1260-2	0.000	0.000	0	0	N.D. d	N.D. d
11) l2	1260-3	0.000	0.000	0	0	N.D. d	N.D. d
12) l2	1260-4	0.000	0.000	0	0	N.D. d	N.D. d
13) l2	1260-5	0.000	0.000	0	0	N.D. d	N.D. d
Sum	1260-1			0	0	N.D.	N.D.
Average	1260-1					0.000	0.000
15) l3	1221-1	0.000	0.000	0	0	N.D. d	N.D. d
16) l3	1221-2	0.000	0.000	0	0	N.D. d	N.D. d
17) l3	1221-3	0.000	0.000	0	0	N.D. d	N.D. d

Quantitation Report (QT Reviewed)

Data Path : I:\Pest12\190409ical\
Data File : 12190409ical-09.d
Signal(s) : Signal #1: ECD1A.ch Signal #2: ECD2B.ch
Acq On : 9 Apr 2019 5:39 am
Operator : Pest12:kb
Sample : il13262,42e,,9007
Misc : wg1224428,
ALS Vial : 8 Sample Multiplier: 1

Integration File signal 1: events1.e
Integration File signal 2: events2.e
Quant Time: Apr 09 16:09:08 2019
Quant Method : I:\Pest12\190409ical\P12_pcb_04-09-19_ICAL_ugL_.m
Quant Title : pcb
QLast Update : Tue Apr 09 16:05:24 2019
Response via : Initial Calibration
Integrator: ChemStation

Volume Inj. :
Signal #1 Phase : Signal #2 Phase:
Signal #1 Info : Signal #2 Info :

Sub List : Default - All compounds listed

	Compound	RT#1	RT#2	Resp#1	Resp#2	ug/l	ug/l
Sum	1221-1			0	0	N.D.	N.D.
Average	1221-1					0.000	0.000
18) l4	1254-1	0.000	0.000	0	0	N.D. d	N.D. d
19) l4	1254-2	0.000	0.000	0	0	N.D. d	N.D. d
20) l4	1254-3	0.000	0.000	0	0	N.D. d	N.D. d
21) l4	1254-4	0.000	0.000	0	0	N.D. d	N.D. d
22) l4	1254-5	0.000	0.000	0	0	N.D. d	N.D. d
Sum	1254-1			0	0	N.D.	N.D.
Average	1254-1					0.000	0.000
24) l6	1242-1	0.000	0.000	0	0	N.D. d	N.D. d
25) l6	1242-2	0.000	0.000	0	0	N.D. d	N.D. d
26) l6	1242-3	0.000	0.000	0	0	N.D. d	N.D. d
27) l6	1242-4	0.000	0.000	0	0	N.D. d	N.D. d
28) l6	1242-5	0.000	0.000	0	0	N.D. d	N.D. d
Sum	1242-1			0	0	N.D.	N.D.
Average	1242-1					0.000	0.000
29) l9	1268-1	0.000	0.000	0	0	N.D. d	N.D. d
30) l9	1268-2	0.000	0.000	0	0	N.D. d	N.D. d
31) l9	1268-3	0.000	0.000	0	0	N.D. d	N.D. d
32) l9	1268-4	0.000	0.000	0	0	N.D. d	N.D. d
33) l9	1268-5	0.000	0.000	0	0	N.D. d	N.D. d
Sum	1268-1			0	0	N.D.	N.D.
Average	1268-1					0.000	0.000
35) l7	1248-1	0.000	0.000	0	0	N.D. d	N.D. d
36) l7	1248-2	0.000	0.000	0	0	N.D. d	N.D. d
37) l7	1248-3	0.000	0.000	0	0	N.D. d	N.D. d
38) l7	1248-4	0.000	0.000	0	0	N.D. d	N.D. d
39) l7	1248-5	0.000	0.000	0	0	N.D. d	N.D. d
Sum	1248-1			0	0	N.D.	N.D.

Quantitation Report (QT Reviewed)

Data Path : I:\Pest12\190409ical\
Data File : 12190409ical-09.d
Signal(s) : Signal #1: ECD1A.ch Signal #2: ECD2B.ch
Acq On : 9 Apr 2019 5:39 am
Operator : Pest12:kb
Sample : il13262,42e,,9007
Misc : wg1224428,
ALS Vial : 8 Sample Multiplier: 1

Integration File signal 1: events1.e
Integration File signal 2: events2.e
Quant Time: Apr 09 16:09:08 2019
Quant Method : I:\Pest12\190409ical\P12_pcb_04-09-19_ICAL_ugL_.m
Quant Title : pcb
QLast Update : Tue Apr 09 16:05:24 2019
Response via : Initial Calibration
Integrator: ChemStation

Volume Inj. :
Signal #1 Phase : Signal #2 Phase:
Signal #1 Info : Signal #2 Info :

Sub List : Default - All compounds listed

Compound	RT#1	RT#2	Resp#1	Resp#2	ug/l	ug/l
Average 1248-1					0.000	0.000
41) l5 1232-1	2.646	3.146	8379480	14418855	127.193m	141.622M4
42) l5 1232-2	2.877	3.464	8621081	16212434	137.711M4	151.171M4
43) l5 1232-3	3.204	3.851	17076052	26400379	137.833M4	131.073M4
44) l5 1232-4	3.604	4.351	6442989	7899826	117.043M4	129.111M4
45) l5 1232-5	3.940	4.652	3361253	7910137	91.635M2	142.933
Sum 1232-1			43880855	72841630	611.416	695.910
Average 1232-1					122.283	139.182
46) l8 1262-1	4.771	5.469	19747596	26058055	127.541	146.981M4
47) l8 1262-2	5.062	5.789	23183794	30570441	118.350	133.370M4
48) l8 1262-3	5.241	5.997	21806347	27025392	125.220M4	131.487M4
49) l8 1262-4	5.462	6.160	42022665	48390486	115.291	127.687M4
50) l8 1262-5	5.684	6.405	16607502	33856815	127.478	129.609
Sum 1262-1			123.4E6	165.9E6	613.880	669.135
Average 1262-1					122.776	133.827

SemiQuant Compounds - Not Calibrated on this Instrument

Sum 1262-1			123.4E6	165.9E6	613.880	669.135
Average 1262-1					122.776	133.827

(f)=RT Delta > 1/2 Window (D)=Amounts differ by > 40% (m)=manual int.
(#)=Recovery Exceeds Compound Acceptance Limits.
(I,C,F) I=Interference, C=Coelluting Calibration Peak, F=Fails CC Criteria.

Sub List : Default - All compounds listed Reviewed)

Data Path : I:\Pest12\190409ical\
Data File : 12190409ical-09.d
Signal(s) : Signal #1: ECD1A.ch Signal #2: ECD2B.ch
Acq On : 9 Apr 2019 5:39 am
Operator : Pest12:kb
Sample : il13262,42e,,9007
Misc : wg1224428,
ALS Vial : 8 Sample Multiplier: 1

Integration File signal 1: events1.e
Integration File signal 2: events2.e
Quant Time: Apr 09 16:09:08 2019
Quant Method : I:\Pest12\190409ical\P12_pcb_04-09-19_ICAL_ugL_.m
Quant Title : pcb
QLast Update : Tue Apr 09 16:05:24 2019
Response via : Initial Calibration
Integrator: ChemStation

Volume Inj. :
Signal #1 Phase : Signal #2 Phase:
Signal #1 Info : Signal #2 Info :

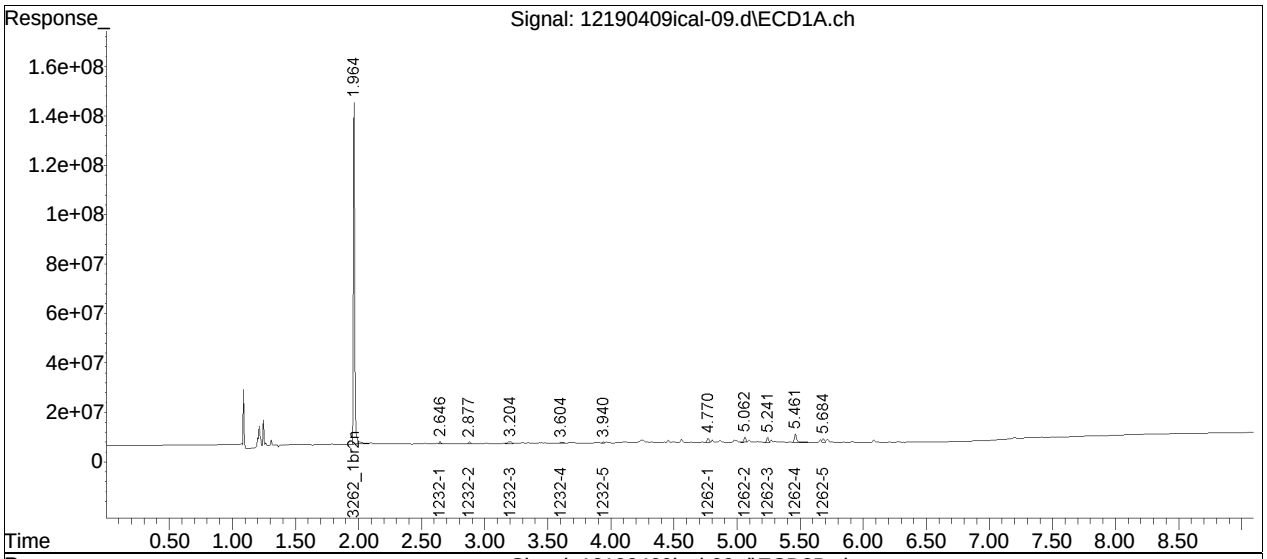

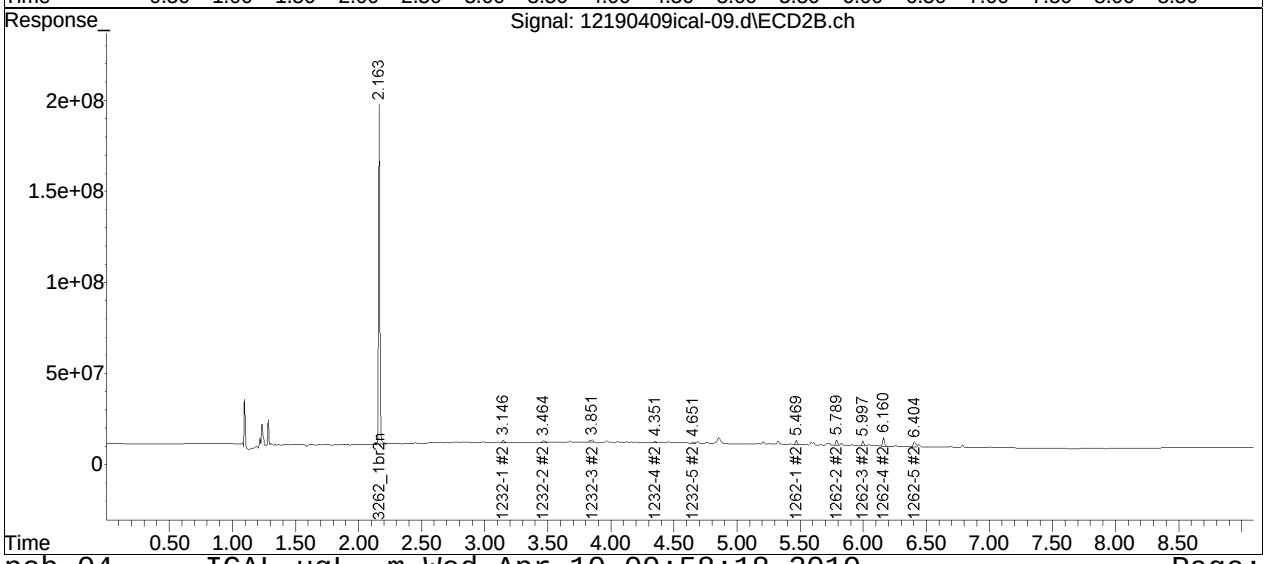

Manual Integration Report

Data Path	: I:\Pest12\190409ical\	QMethod	: P12_pcb_04-09-19_ICAL_ug
Data File	: 12190409ical-09.d	Operator	: Pest12:kb
Date Inj'd	: 4/9/2019 5:39 am	Instrument	: Pest 12
Sample	: il13262,42e,,9007	Quant Date	: 4/9/2019 4:05 pm

Compound #41: 1232-1

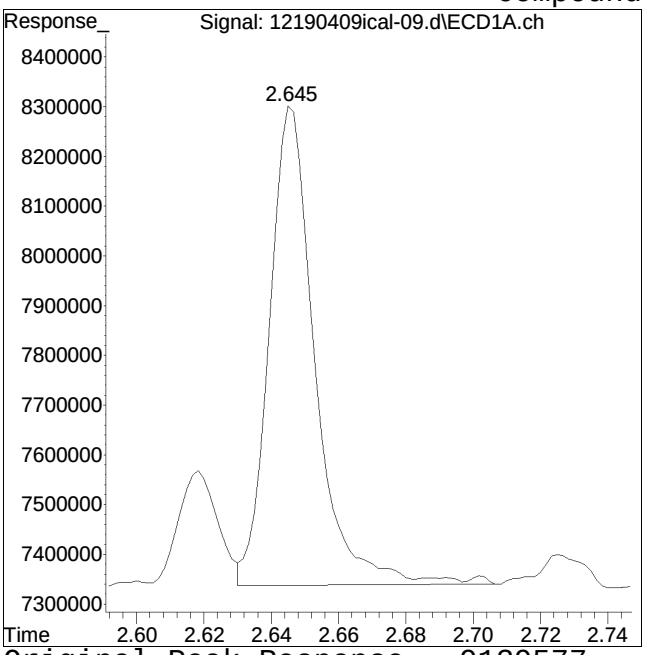

Original Peak Response = 9139577

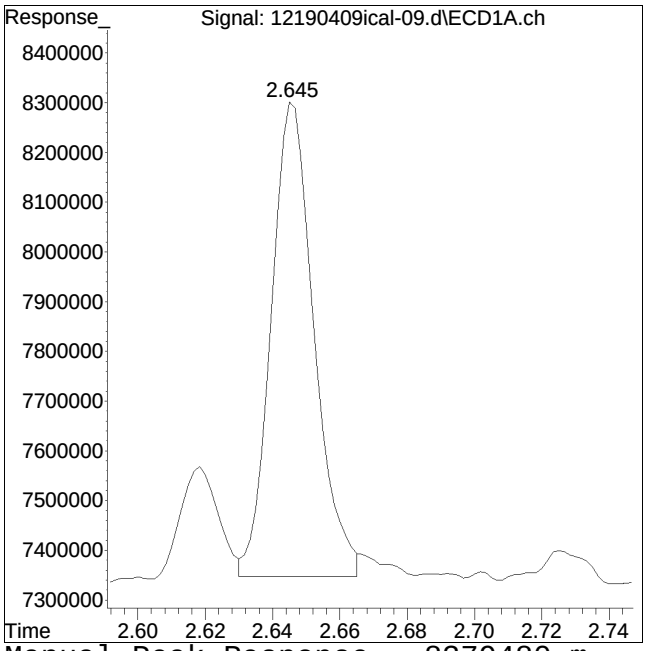

Manual Peak Response = 8379480 m

Manual Integration Report

Data Path	: I:\Pest12\190409ical\	QMethod	: P12_pcb_04-09-19_ICAL_ug
Data File	: 12190409ical-09.d	Operator	: Pest12:kb
Date Inj'd	: 4/9/2019 5:39 am	Instrument	: Pest 12
Sample	: il13262,42e,,9007	Quant Date	: 4/9/2019 4:05 pm

Compound #92: 1232-1 #2

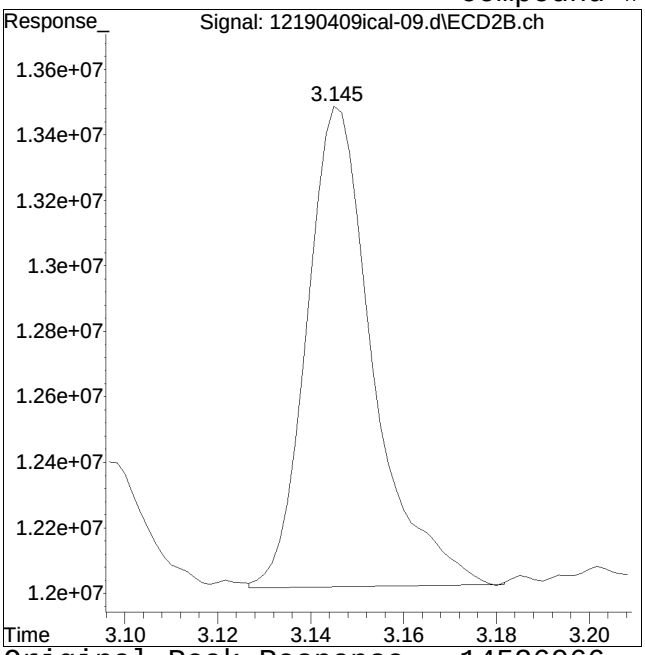

Original Peak Response = 14526066

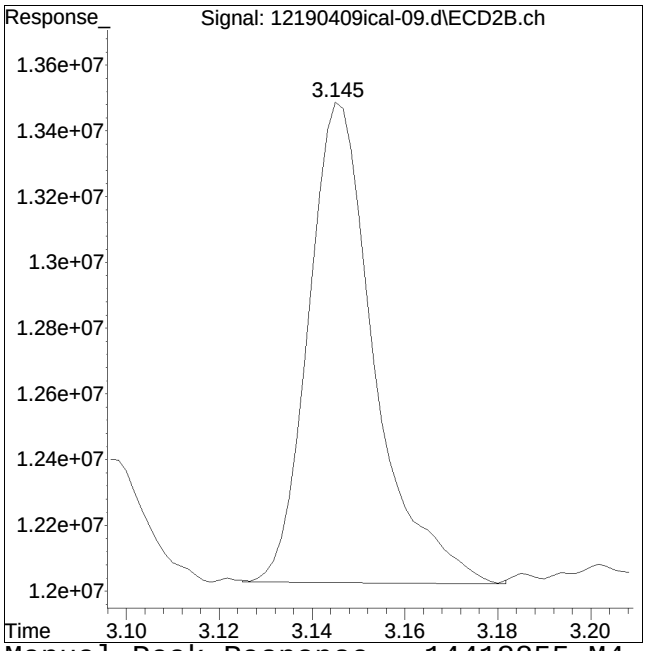

Manual Peak Response = 14418855 M4

M4 = Poor automated baseline construction.

Manual Integration Report

Data Path	: I:\Pest12\190409ical\	QMethod	: P12_pcb_04-09-19_ICAL_ug
Data File	: 12190409ical-09.d	Operator	: Pest12:kb
Date Inj'd	: 4/9/2019 5:39 am	Instrument	: Pest 12
Sample	: il13262,42e,,9007	Quant Date	: 4/9/2019 4:05 pm

Compound #42: 1232-2

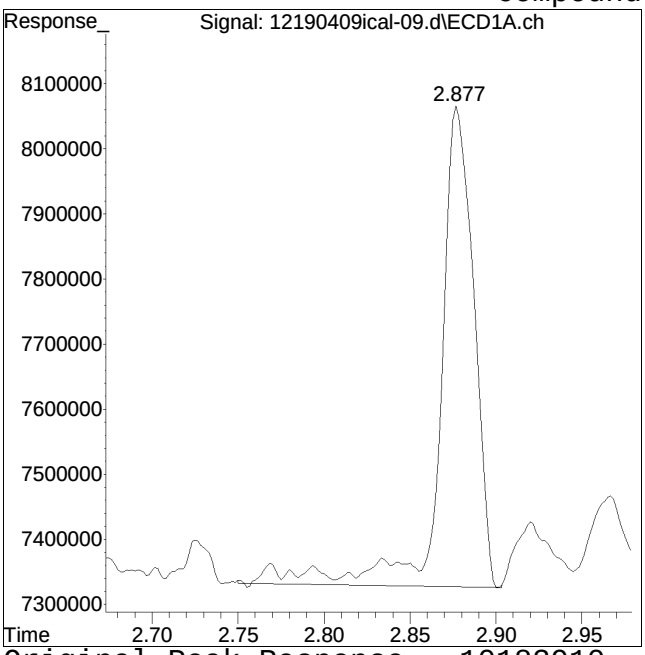

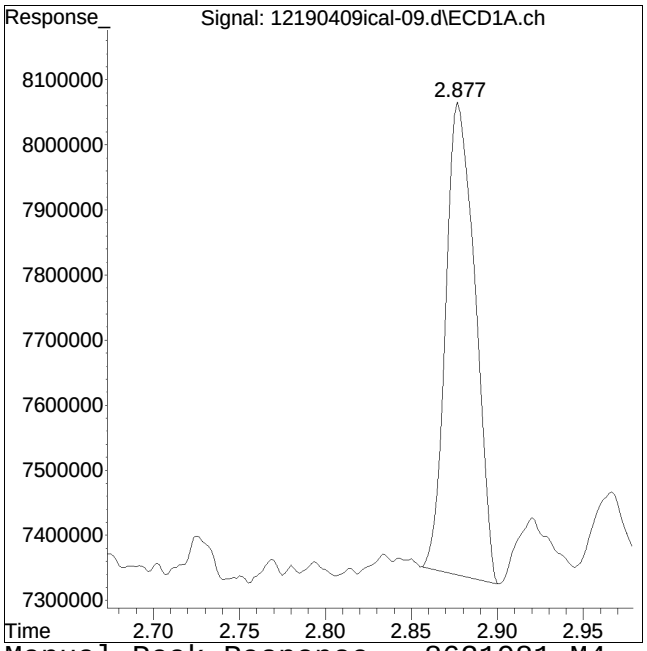

Original Peak Response = 10183910 Manual Peak Response = 8621081 M4
M4 = Poor automated baseline construction.

Manual Integration Report

Data Path	: I:\Pest12\190409ical\	QMethod	: P12_pcb_04-09-19_ICAL_ug
Data File	: 12190409ical-09.d	Operator	: Pest12:kb
Date Inj'd	: 4/9/2019 5:39 am	Instrument	: Pest 12
Sample	: il13262,42e,,9007	Quant Date	: 4/9/2019 4:05 pm

Compound #93: 1232-2 #2

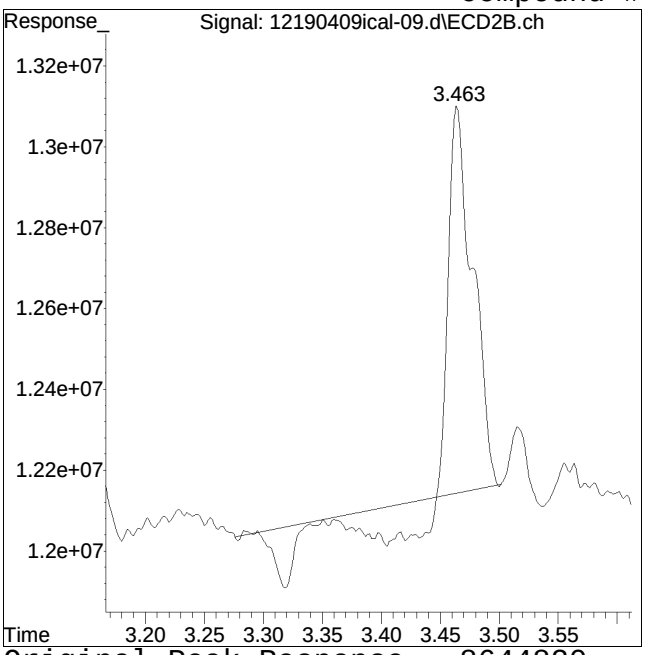

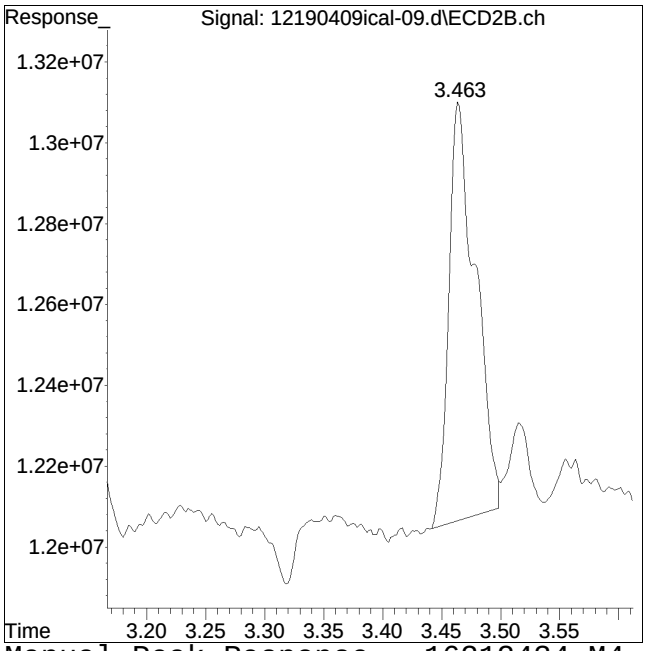

Original Peak Response = 8644820 Manual Peak Response = 16212434 M4

M4 = Poor automated baseline construction.

Manual Integration Report

Data Path	: I:\Pest12\190409ical\	QMethod	: P12_pcb_04-09-19_ICAL_ug
Data File	: 12190409ical-09.d	Operator	: Pest12:kb
Date Inj'd	: 4/9/2019 5:39 am	Instrument	: Pest 12
Sample	: il13262,42e,,9007	Quant Date	: 4/9/2019 4:05 pm

Compound #43: 1232-3

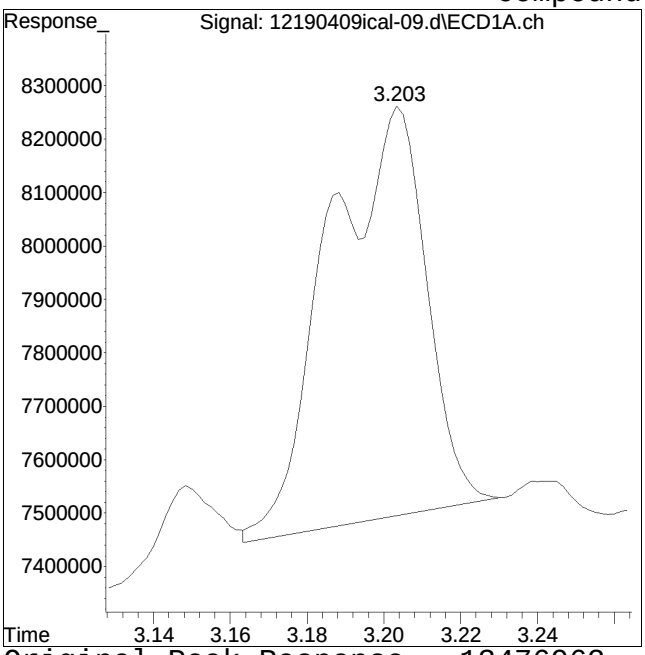

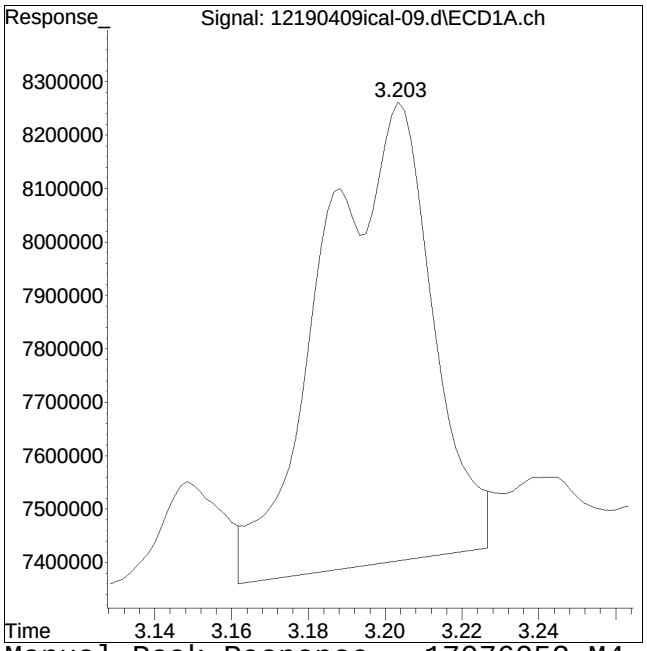

Original Peak Response = 13476962 Manual Peak Response = 17076052 M4
M4 = Poor automated baseline construction.

Manual Integration Report

Data Path	: I:\Pest12\190409ical\	QMethod	: P12_pcb_04-09-19_ICAL_ug
Data File	: 12190409ical-09.d	Operator	: Pest12:kb
Date Inj'd	: 4/9/2019 5:39 am	Instrument	: Pest 12
Sample	: il13262,42e,,9007	Quant Date	: 4/9/2019 4:05 pm

Compound #94: 1232-3 #2

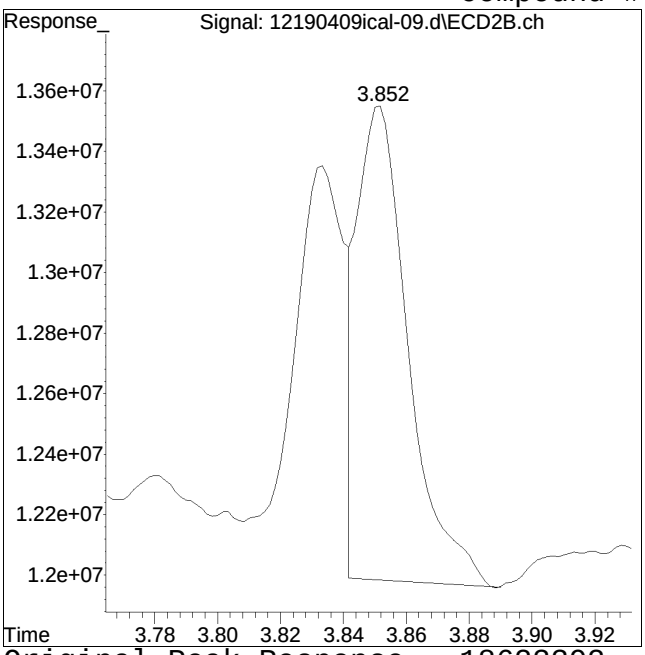

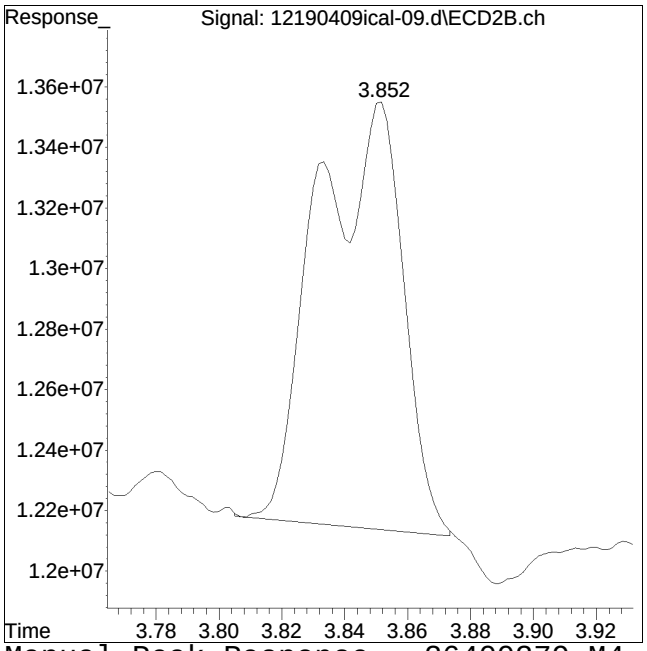

Original Peak Response = 18623392 Manual Peak Response = 26400379 M4
M4 = Poor automated baseline construction.

Manual Integration Report

Data Path	: I:\Pest12\190409ical\	QMethod	: P12_pcb_04-09-19_ICAL_ug
Data File	: 12190409ical-09.d	Operator	: Pest12:kb
Date Inj'd	: 4/9/2019 5:39 am	Instrument	: Pest 12
Sample	: il13262,42e,,9007	Quant Date	: 4/9/2019 4:05 pm

Compound #44: 1232-4

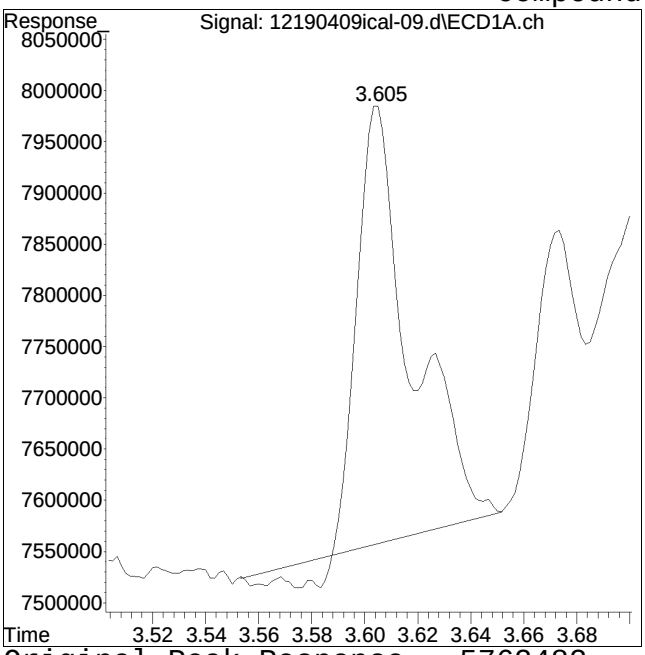

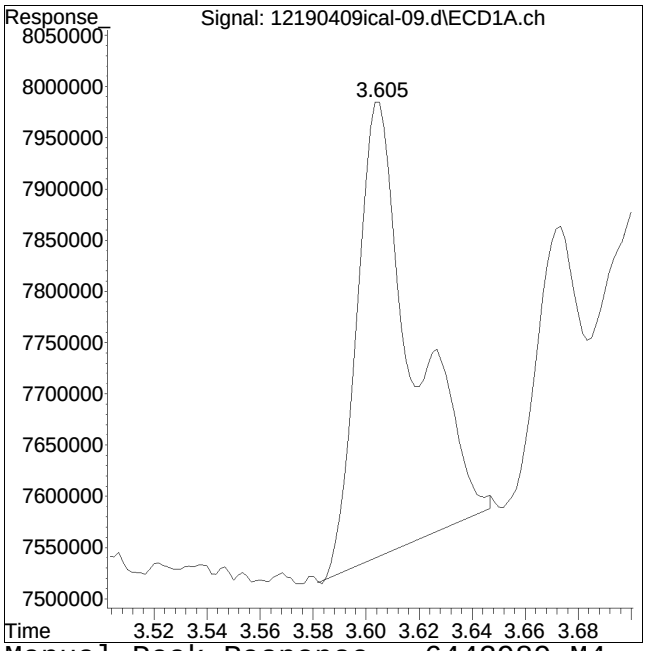

Original Peak Response = 5762482 Manual Peak Response = 6442989 M4
M4 = Poor automated baseline construction.

Manual Integration Report

Data Path	: I:\Pest12\190409ical\	QMethod	: P12_pcb_04-09-19_ICAL_ug
Data File	: 12190409ical-09.d	Operator	: Pest12:kb
Date Inj'd	: 4/9/2019 5:39 am	Instrument	: Pest 12
Sample	: il13262,42e,,9007	Quant Date	: 4/9/2019 4:05 pm

Compound #95: 1232-4 #2

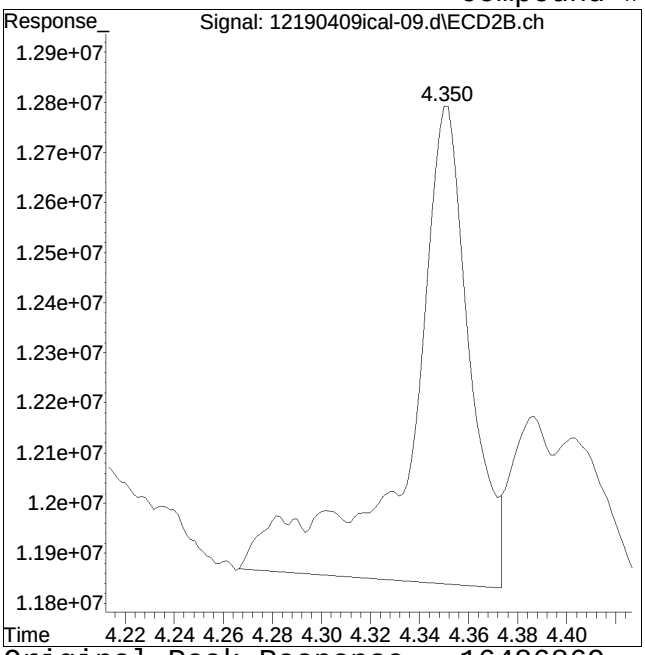

Original Peak Response = 16486869

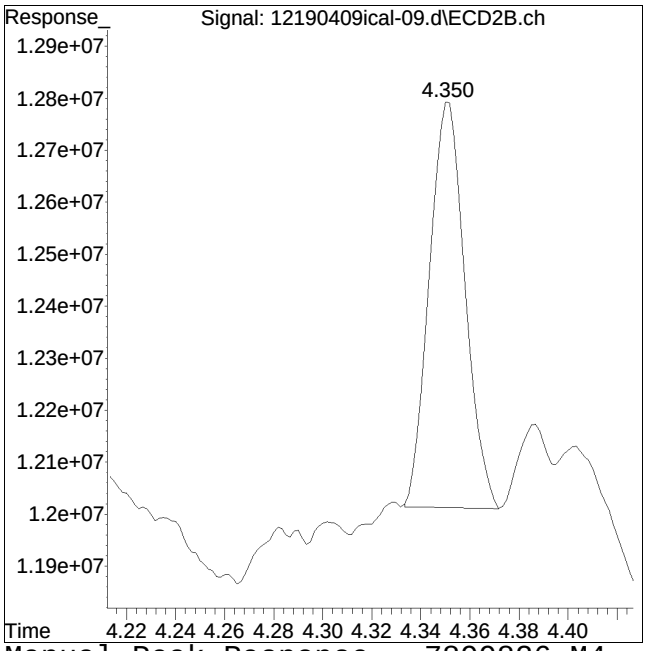

Manual Peak Response = 7899826 M4

M4 = Poor automated baseline construction.

Manual Integration Report

Data Path	: I:\Pest12\190409ical\	QMethod	: P12_pcb_04-09-19_ICAL_ug
Data File	: 12190409ical-09.d	Operator	: Pest12:kb
Date Inj'd	: 4/9/2019 5:39 am	Instrument	: Pest 12
Sample	: il13262,42e,,9007	Quant Date	: 4/9/2019 4:05 pm

Compound #45: 1232-5

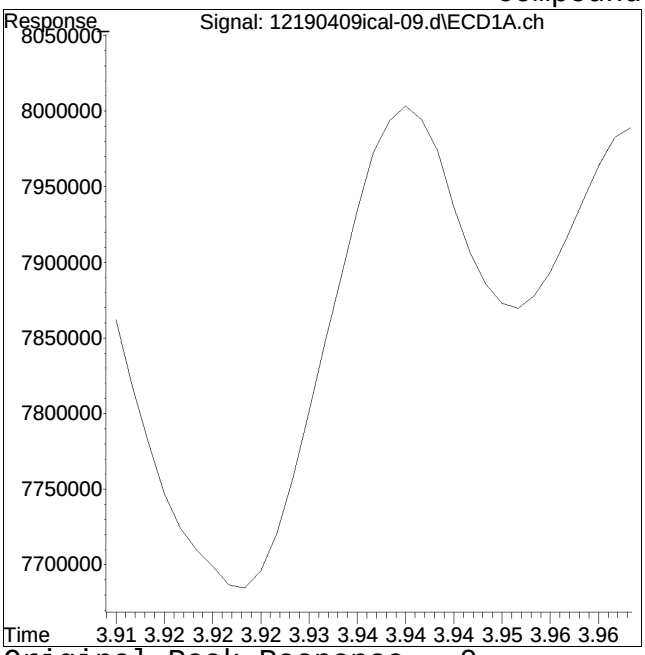

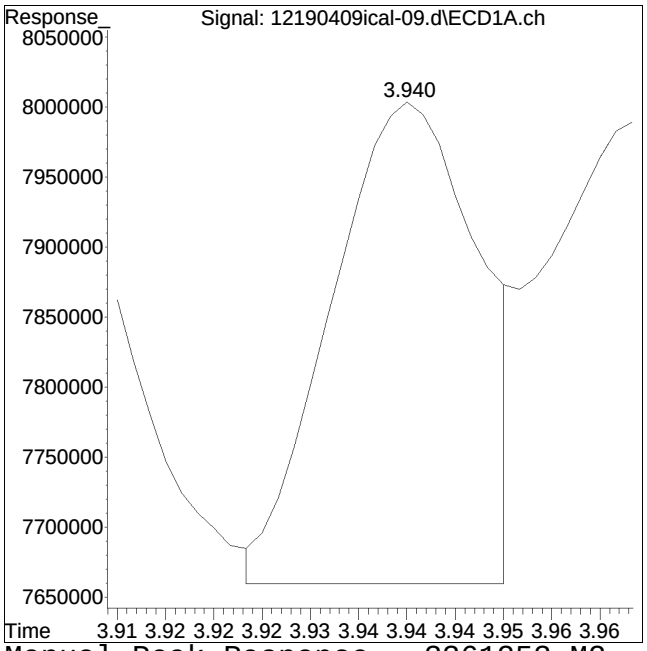

Original Peak Response = 0 Manual Peak Response = 3361253 M2

M2 = Peak not found by automatic integration algorithm.

Manual Integration Report

Data Path	: I:\Pest12\190409ical\	QMethod	: P12_pcb_04-09-19_ICAL_ug
Data File	: 12190409ical-09.d	Operator	: Pest12:kb
Date Inj'd	: 4/9/2019 5:39 am	Instrument	: Pest 12
Sample	: il13262,42e,,9007	Quant Date	: 4/9/2019 4:05 pm

Compound #97: 1262-1 #2

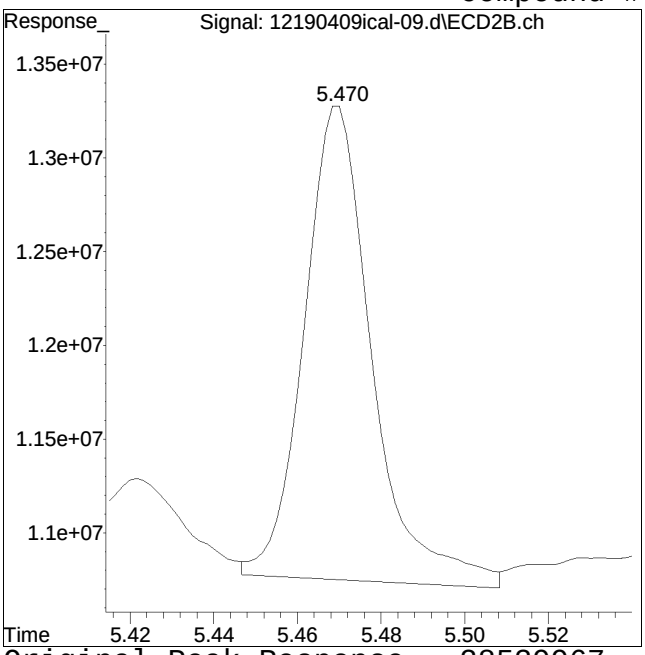

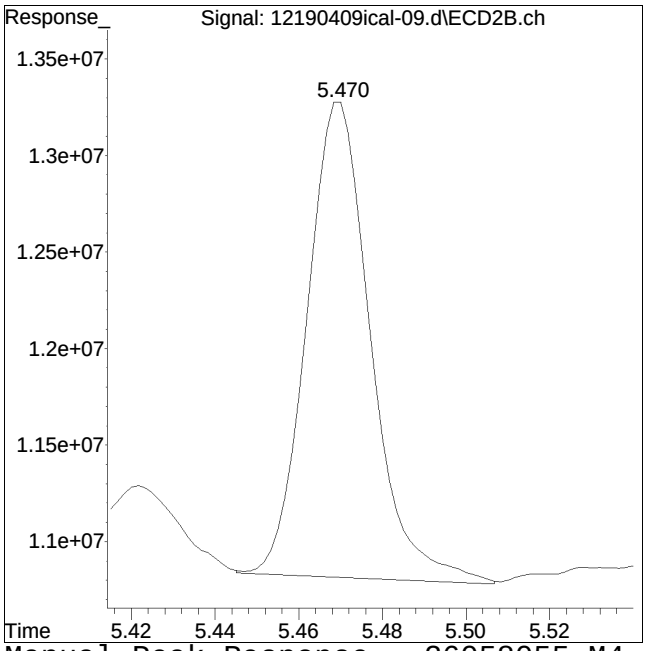

Original Peak Response = 28539967 Manual Peak Response = 26058055 M4
M4 = Poor automated baseline construction.

Manual Integration Report

Data Path	: I:\Pest12\190409ical\	QMethod	: P12_pcb_04-09-19_ICAL_ug
Data File	: 12190409ical-09.d	Operator	: Pest12:kb
Date Inj'd	: 4/9/2019 5:39 am	Instrument	: Pest 12
Sample	: il13262,42e,,9007	Quant Date	: 4/9/2019 4:05 pm

Compound #98: 1262-2 #2

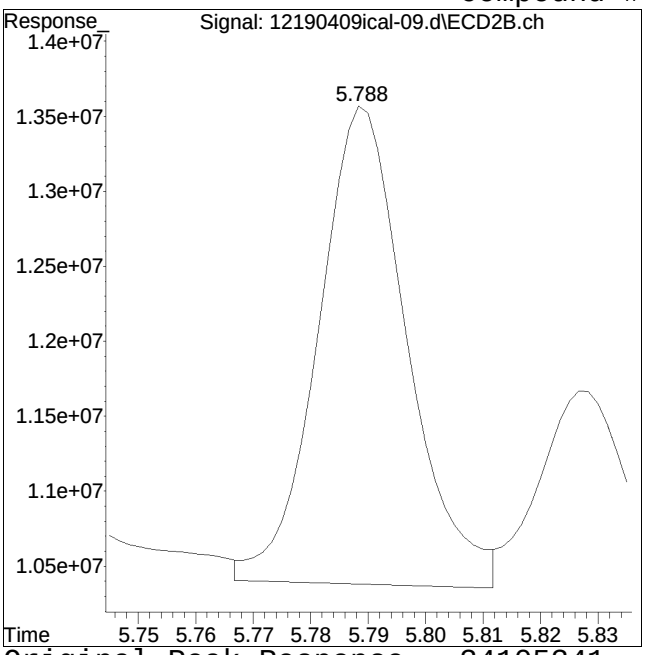

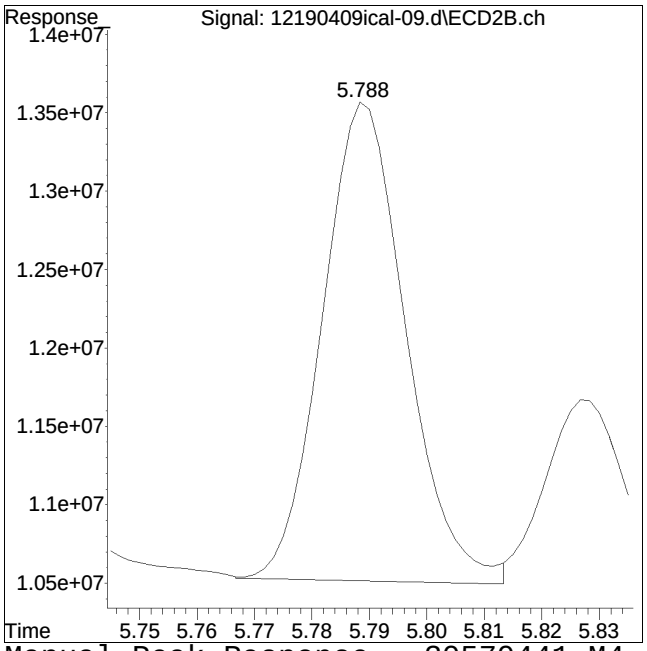

Original Peak Response = 34105341 Manual Peak Response = 30570441 M4
M4 = Poor automated baseline construction.

Manual Integration Report

Data Path	: I:\Pest12\190409ical\	QMethod	: P12_pcb_04-09-19_ICAL_ug
Data File	: 12190409ical-09.d	Operator	: Pest12:kb
Date Inj'd	: 4/9/2019 5:39 am	Instrument	: Pest 12
Sample	: il13262,42e,,9007	Quant Date	: 4/9/2019 4:05 pm

Compound #48: 1262-3

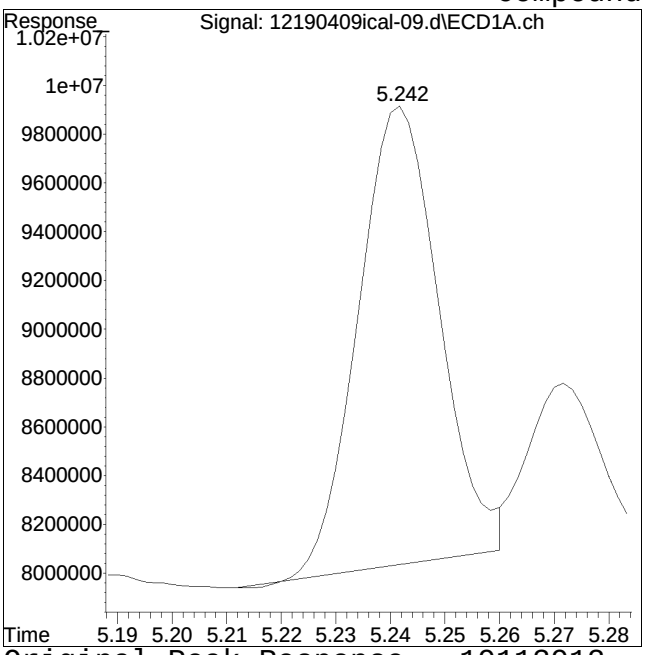

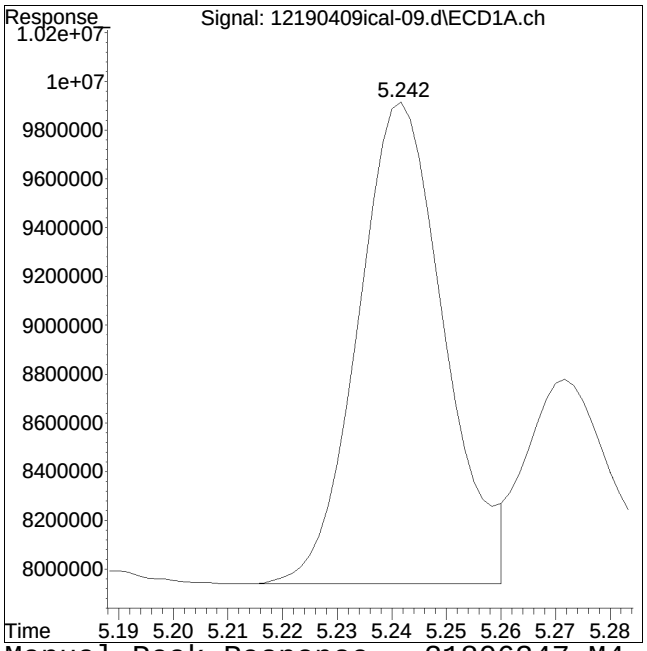

Original Peak Response = 19113912 Manual Peak Response = 21806347 M4
M4 = Poor automated baseline construction.

Manual Integration Report

Data Path	: I:\Pest12\190409ical\	QMethod	: P12_pcb_04-09-19_ICAL_ug
Data File	: 12190409ical-09.d	Operator	: Pest12:kb
Date Inj'd	: 4/9/2019 5:39 am	Instrument	: Pest 12
Sample	: il13262,42e,,9007	Quant Date	: 4/9/2019 4:05 pm

Compound #99: 1262-3 #2

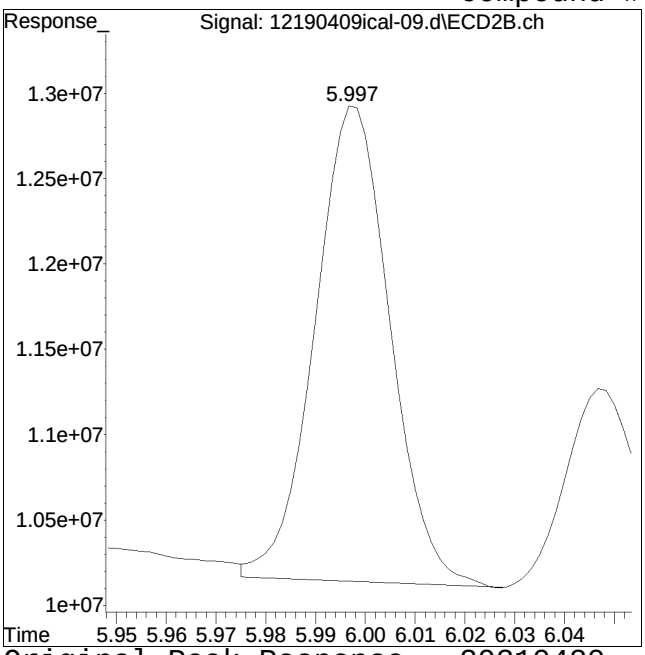

Original Peak Response = 29310420

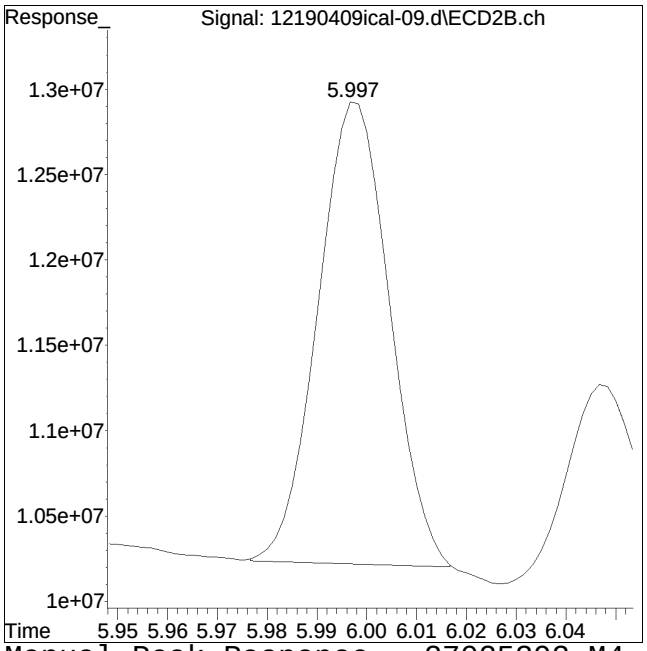

Manual Peak Response = 27025392 M4

M4 = Poor automated baseline construction.

Manual Integration Report

Data Path	: I:\Pest12\190409ical\	QMethod	: P12_pcb_04-09-19_ICAL_ug
Data File	: 12190409ical-09.d	Operator	: Pest12:kb
Date Inj'd	: 4/9/2019 5:39 am	Instrument	: Pest 12
Sample	: il13262,42e,,9007	Quant Date	: 4/9/2019 4:05 pm

Compound #100: 1262-4 #2

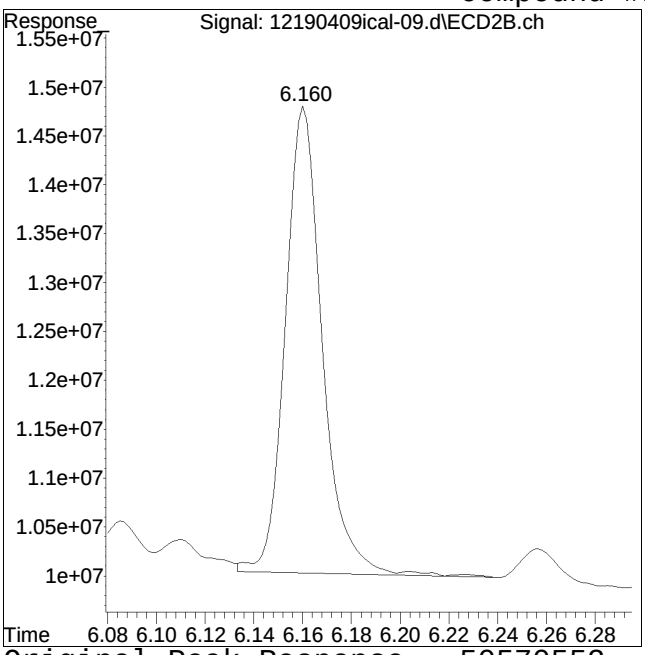

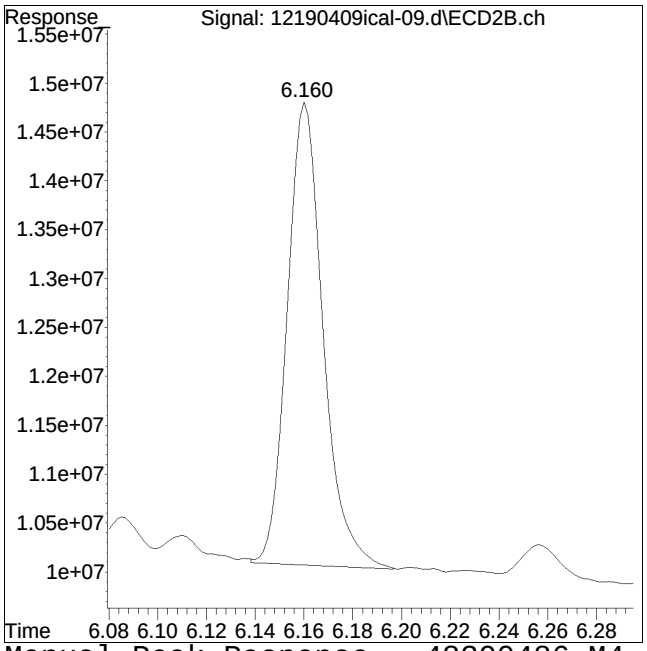

Original Peak Response = 50570552 Manual Peak Response = 48390486 M4
M4 = Poor automated baseline construction.

Quantitation Report (QT Reviewed)

Data Path : I:\Pest12\190409ical\
Data File : 12190409ical-10.d
Signal(s) : Signal #1: ECD1A.ch Signal #2: ECD2B.ch
Acq On : 9 Apr 2019 5:51 am
Operator : Pest12:kb
Sample : il23262,42e,,9006
Misc : wg1224428,
ALS Vial : 9 Sample Multiplier: 1

Integration File signal 1: events1.e
Integration File signal 2: events2.e
Quant Time: Apr 09 16:05:13 2019
Quant Method : I:\Pest12\190409ical\P12_pcb_04-09-19_ICAL_ugL_.m
Quant Title : pcb
QLast Update : Tue Apr 09 16:02:11 2019
Response via : Initial Calibration
Integrator: ChemStation

Volume Inj. :
Signal #1 Phase : Signal #2 Phase:
Signal #1 Info : Signal #2 Info :

Sub List : Default - All compounds listed

	Compound	RT#1	RT#2	Resp#1	Resp#2	ug/l	ug/l
	Internal Standards						
1) i	1660_1br2nb	0.000	0.000	0	0	N.D. d	N.D. d
14) i	2154_1br2nb	0.000	0.000	0	0	N.D. d	N.D. d
23) i	4268_1br2nb	0.000	0.000	0	0	N.D. d	N.D. d
34) i	1248_1br2nb	0.000	0.000	0	0	N.D. d	N.D. d
40) i	3262_1br2nb	1.964	2.163	1012.9E6	1353.1E6	250.000	250.000M3
	System Monitoring Compounds						
2) s	2,4,5,6-Tetr	0.000	0.000	0	0	N.D. d	N.D. d
Spiked Amount	500.000	Range	30 - 150	Recovery	=	0.00%#	0.00%#
3) s	Decachlorobi	0.000	0.000	0	0	N.D. d	N.D. d
Spiked Amount	500.000	Range	30 - 150	Recovery	=	0.00%#	0.00%#
	Target Compounds						
4) l1	1016-1	0.000	0.000	0	0	N.D. d	N.D. d
5) l1	1016-2	0.000	0.000	0	0	N.D. d	N.D. d
6) l1	1016-3	0.000	0.000	0	0	N.D. d	N.D. d
7) l1	1016-4	0.000	0.000	0	0	N.D. d	N.D. d
8) l1	1016-5	0.000	0.000	0	0	N.D. d	N.D. d
Sum	1016-1			0	0	N.D.	N.D.
Average	1016-1					0.000	0.000
9) l2	1260-1	0.000	0.000	0	0	N.D. d	N.D. d
10) l2	1260-2	0.000	0.000	0	0	N.D. d	N.D. d
11) l2	1260-3	0.000	0.000	0	0	N.D. d	N.D. d
12) l2	1260-4	0.000	0.000	0	0	N.D. d	N.D. d
13) l2	1260-5	0.000	0.000	0	0	N.D. d	N.D. d
Sum	1260-1			0	0	N.D.	N.D.
Average	1260-1					0.000	0.000
15) l3	1221-1	0.000	0.000	0	0	N.D. d	N.D. d
16) l3	1221-2	0.000	0.000	0	0	N.D. d	N.D. d
17) l3	1221-3	0.000	0.000	0	0	N.D. d	N.D. d

Quantitation Report (QT Reviewed)

Data Path : I:\Pest12\190409ical\
Data File : 12190409ical-10.d
Signal(s) : Signal #1: ECD1A.ch Signal #2: ECD2B.ch
Acq On : 9 Apr 2019 5:51 am
Operator : Pest12:kb
Sample : il23262,42e,,9006
Misc : wg1224428,
ALS Vial : 9 Sample Multiplier: 1

Integration File signal 1: events1.e
Integration File signal 2: events2.e
Quant Time: Apr 09 16:05:13 2019
Quant Method : I:\Pest12\190409ical\P12_pcb_04-09-19_ICAL_ugL_.m
Quant Title : pcb
QLast Update : Tue Apr 09 16:02:11 2019
Response via : Initial Calibration
Integrator: ChemStation

Volume Inj. :
Signal #1 Phase : Signal #2 Phase:
Signal #1 Info : Signal #2 Info :

Sub List : Default - All compounds listed

	Compound	RT#1	RT#2	Resp#1	Resp#2	ug/l	ug/l
Sum	1221-1			0	0	N.D.	N.D.
Average	1221-1					0.000	0.000
18) l4	1254-1	0.000	0.000	0	0	N.D. d	N.D. d
19) l4	1254-2	0.000	0.000	0	0	N.D. d	N.D. d
20) l4	1254-3	0.000	0.000	0	0	N.D. d	N.D. d
21) l4	1254-4	0.000	0.000	0	0	N.D. d	N.D. d
22) l4	1254-5	0.000	0.000	0	0	N.D. d	N.D. d
Sum	1254-1			0	0	N.D.	N.D.
Average	1254-1					0.000	0.000
24) l6	1242-1	0.000	0.000	0	0	N.D. d	N.D. d
25) l6	1242-2	0.000	0.000	0	0	N.D. d	N.D. d
26) l6	1242-3	0.000	0.000	0	0	N.D. d	N.D. d
27) l6	1242-4	0.000	0.000	0	0	N.D. d	N.D. d
28) l6	1242-5	0.000	0.000	0	0	N.D. d	N.D. d
Sum	1242-1			0	0	N.D.	N.D.
Average	1242-1					0.000	0.000
29) l9	1268-1	0.000	0.000	0	0	N.D. d	N.D. d
30) l9	1268-2	0.000	0.000	0	0	N.D. d	N.D. d
31) l9	1268-3	0.000	0.000	0	0	N.D. d	N.D. d
32) l9	1268-4	0.000	0.000	0	0	N.D. d	N.D. d
33) l9	1268-5	0.000	0.000	0	0	N.D. d	N.D. d
Sum	1268-1			0	0	N.D.	N.D.
Average	1268-1					0.000	0.000
35) l7	1248-1	0.000	0.000	0	0	N.D. d	N.D. d
36) l7	1248-2	0.000	0.000	0	0	N.D. d	N.D. d
37) l7	1248-3	0.000	0.000	0	0	N.D. d	N.D. d
38) l7	1248-4	0.000	0.000	0	0	N.D. d	N.D. d
39) l7	1248-5	0.000	0.000	0	0	N.D. d	N.D. d
Sum	1248-1			0	0	N.D.	N.D.

Quantitation Report (QT Reviewed)

Data Path : I:\Pest12\190409ical\
Data File : 12190409ical-10.d
Signal(s) : Signal #1: ECD1A.ch Signal #2: ECD2B.ch
Acq On : 9 Apr 2019 5:51 am
Operator : Pest12:kb
Sample : il23262,42e,,9006
Misc : wg1224428,
ALS Vial : 9 Sample Multiplier: 1

Integration File signal 1: events1.e
Integration File signal 2: events2.e
Quant Time: Apr 09 16:05:13 2019
Quant Method : I:\Pest12\190409ical\P12_pcb_04-09-19_ICAL_ugL_.m
Quant Title : pcb
QLast Update : Tue Apr 09 16:02:11 2019
Response via : Initial Calibration
Integrator: ChemStation

Volume Inj. :
Signal #1 Phase : Signal #2 Phase:
Signal #1 Info : Signal #2 Info :

Sub List : Default - All compounds listed

	Compound	RT#1	RT#2	Resp#1	Resp#2	ug/l	ug/l
Average	1248-1					0.000	0.000
41) l5	1232-1	2.646	3.146	41872169	69376573	531.962	569.518
42) l5	1232-2	2.878	3.463	37874068	71517331	508.994	552.113M4
43) l5	1232-3	3.203	3.851	74167828	128.7E6	506.774	533.214M1
44) l5	1232-4	3.603	4.350	30977241	40563606	475.747M1	557.583M4
45) l5	1232-5	3.940	4.650	19245009	34078675	438.970	514.974M4
Sum	1232-1			204.1E6	344.2E6	2462.447	2727.401
Average	1232-1					492.489	545.480
46) l8	1262-1	4.770	5.469	94341413	111.4E6	515.526	528.985M4
47) l8	1262-2	5.063	5.789	120.0E6	139.4E6	519.287	510.432M4
48) l8	1262-3	5.242	5.997	104.2E6	126.8E6	508.520	519.387M4
49) l8	1262-4	5.462	6.161	220.2E6	230.0E6	515.373	512.918
50) l8	1262-5	5.685	6.405	79635260	157.0E6	524.569	505.671
Sum	1262-1			618.4E6	764.7E6	2583.275	2577.393
Average	1262-1					516.655	515.479

SemiQuant Compounds - Not Calibrated on this Instrument

Sum	1262-1			618.4E6	764.7E6	2583.275	2577.393
Average	1262-1					516.655	515.479

(f)=RT Delta > 1/2 Window (D)=Amounts differ by > 40% (m)=manual int.
(#)=Recovery Exceeds Compound Acceptance Limits.
(I,C,F) I=Interference, C=Coelluting Calibration Peak, F=Fails CC Criteria.

Sub List : Default - All compounds listed Reviewed)

Data Path : I:\Pest12\190409ical\
Data File : 12190409ical-10.d
Signal(s) : Signal #1: ECD1A.ch Signal #2: ECD2B.ch
Acq On : 9 Apr 2019 5:51 am
Operator : Pest12:kb
Sample : il23262,42e,,9006
Misc : wg1224428,
ALS Vial : 9 Sample Multiplier: 1

Integration File signal 1: events1.e
Integration File signal 2: events2.e
Quant Time: Apr 09 16:05:13 2019
Quant Method : I:\Pest12\190409ical\P12_pcb_04-09-19_ICAL_ugL_.m
Quant Title : pcb
QLast Update : Tue Apr 09 16:02:11 2019
Response via : Initial Calibration
Integrator: ChemStation

Volume Inj. :
Signal #1 Phase : Signal #2 Phase:
Signal #1 Info : Signal #2 Info :

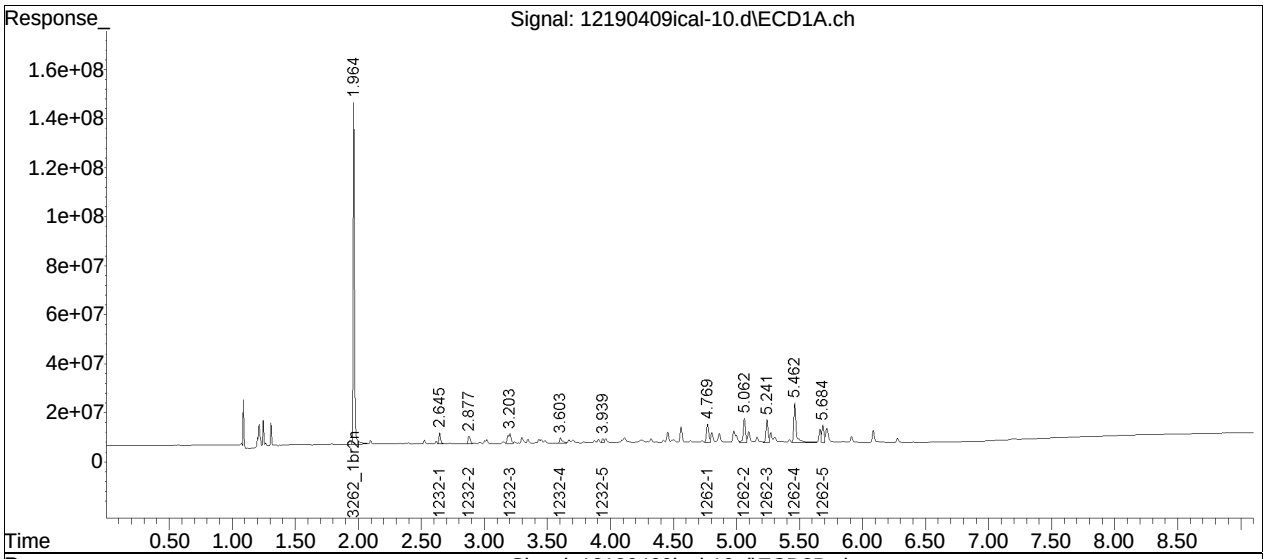

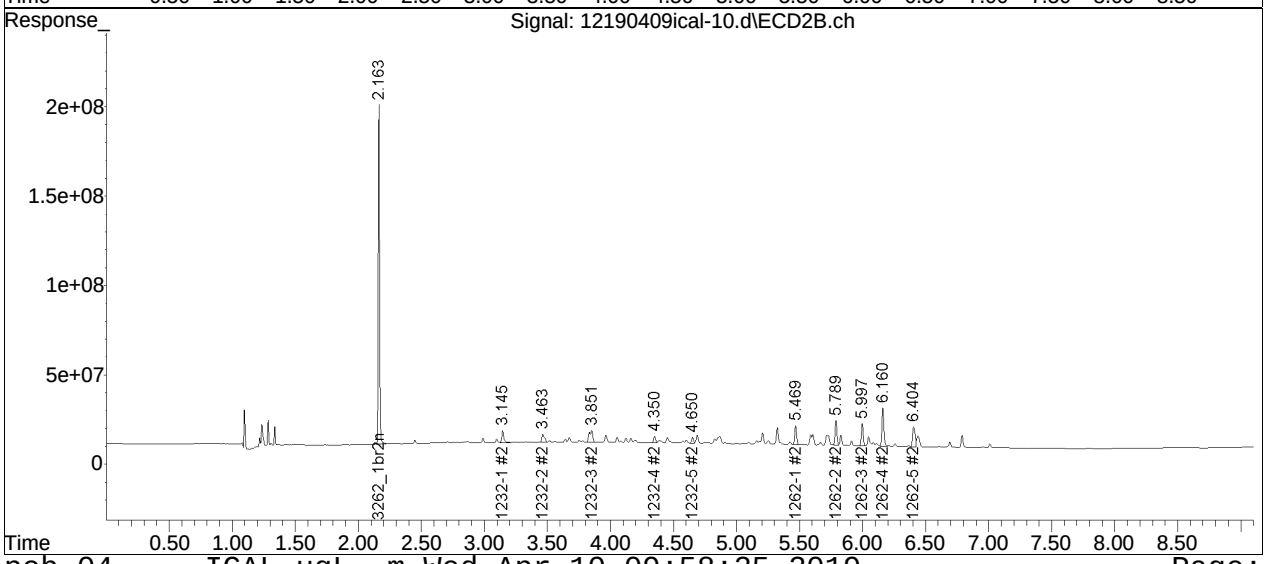

Manual Integration Report

Data Path	: I:\Pest12\190409ical\	QMethod	: P12_pcb_04-09-19_ICAL_ug
Data File	: 12190409ical-10.d	Operator	: Pest12:kb
Date Inj'd	: 4/9/2019 5:51 am	Instrument	: Pest 12
Sample	: il23262,42e,,9006	Quant Date	: 4/9/2019 4:02 pm

Compound #93: 1232-2 #2

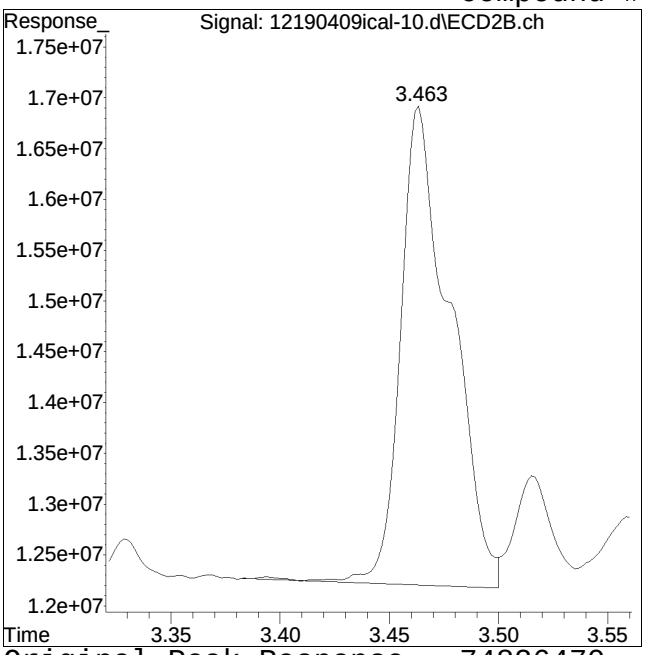

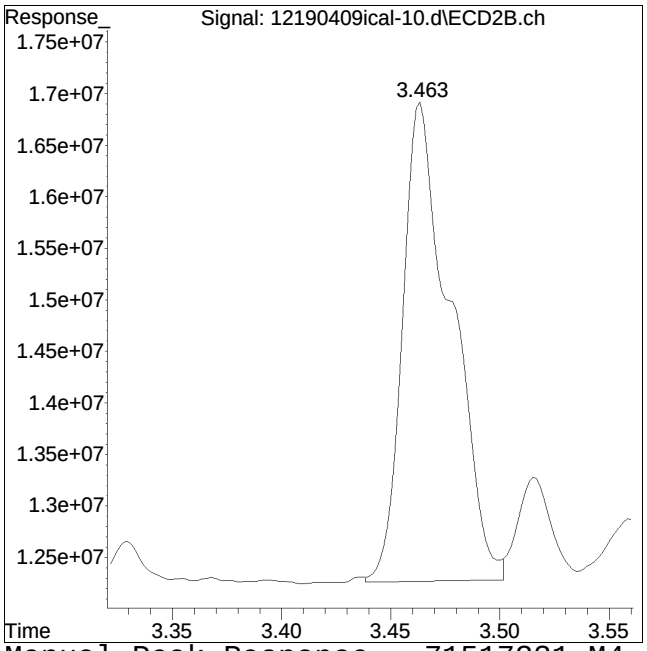

Original Peak Response = 74826470 Manual Peak Response = 71517331 M4
M4 = Poor automated baseline construction.

Manual Integration Report

Data Path	: I:\Pest12\190409ical\	QMethod	: P12_pcb_04-09-19_ICAL_ug
Data File	: 12190409ical-10.d	Operator	: Pest12:kb
Date Inj'd	: 4/9/2019 5:51 am	Instrument	: Pest 12
Sample	: il23262,42e,,9006	Quant Date	: 4/9/2019 4:02 pm

Compound #94: 1232-3 #2

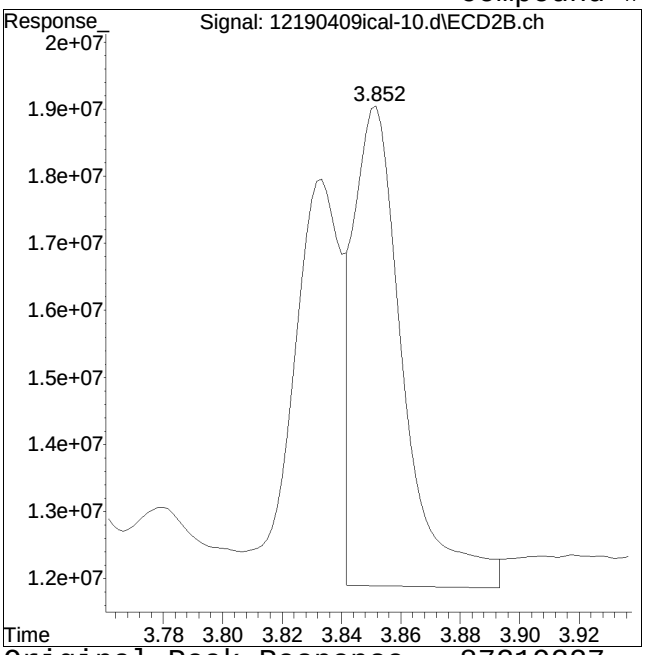

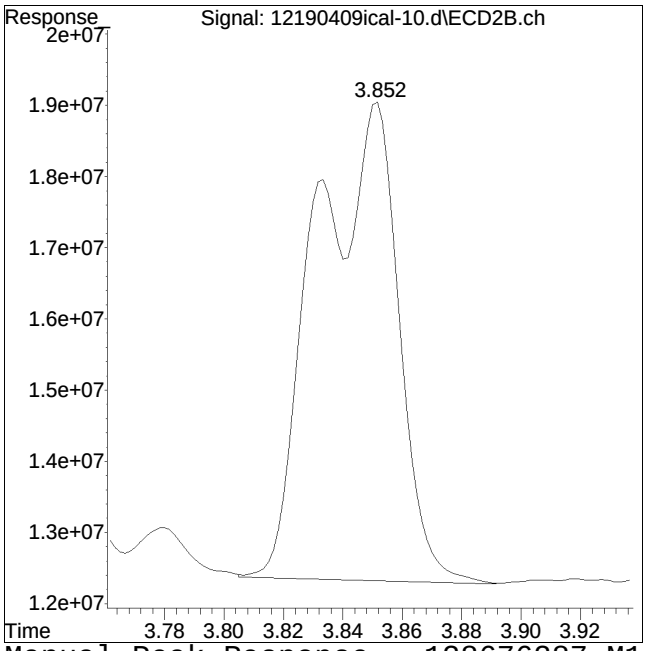

Original Peak Response = 87219227 Manual Peak Response = 128676287 M1
M1 = Split or tailing peak, auto integration stopped early resulting in false low area count.

Manual Integration Report

Data Path	: I:\Pest12\190409ical\	QMethod	: P12_pcb_04-09-19_ICAL_ug
Data File	: 12190409ical-10.d	Operator	: Pest12:kb
Date Inj'd	: 4/9/2019 5:51 am	Instrument	: Pest 12
Sample	: il23262,42e,,9006	Quant Date	: 4/9/2019 4:02 pm

Compound #44: 1232-4

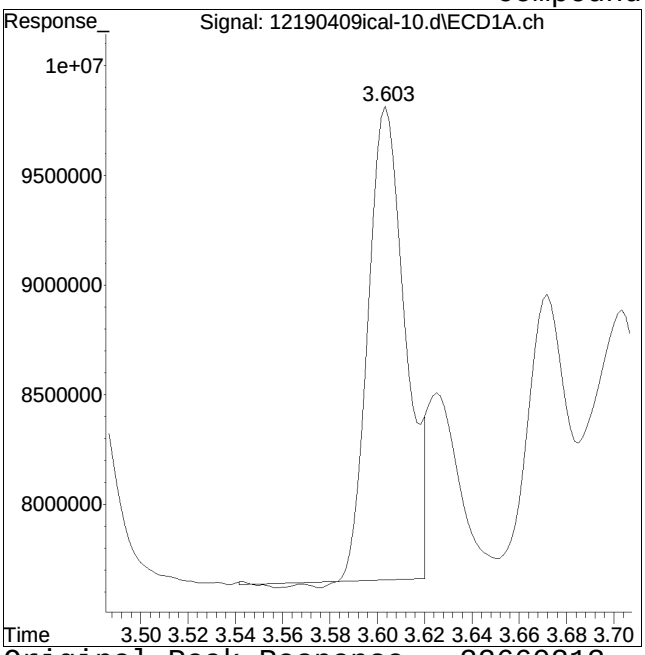

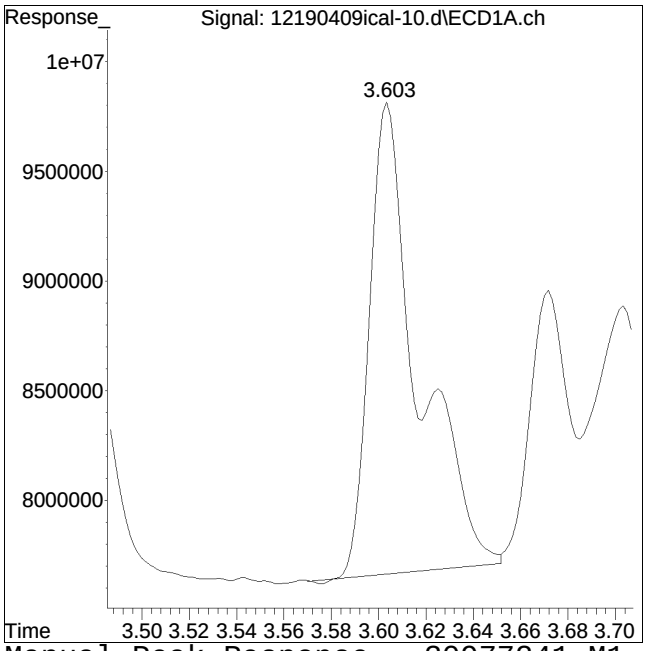

Original Peak Response = 22660213 Manual Peak Response = 30977241 M1
M1 = Split or tailing peak, auto integration stopped early resulting in false low area count.

Manual Integration Report

Data Path	: I:\Pest12\190409ical\	QMethod	: P12_pcb_04-09-19_ICAL_ug
Data File	: 12190409ical-10.d	Operator	: Pest12:kb
Date Inj'd	: 4/9/2019 5:51 am	Instrument	: Pest 12
Sample	: il23262,42e,,9006	Quant Date	: 4/9/2019 4:02 pm

Compound #95: 1232-4 #2

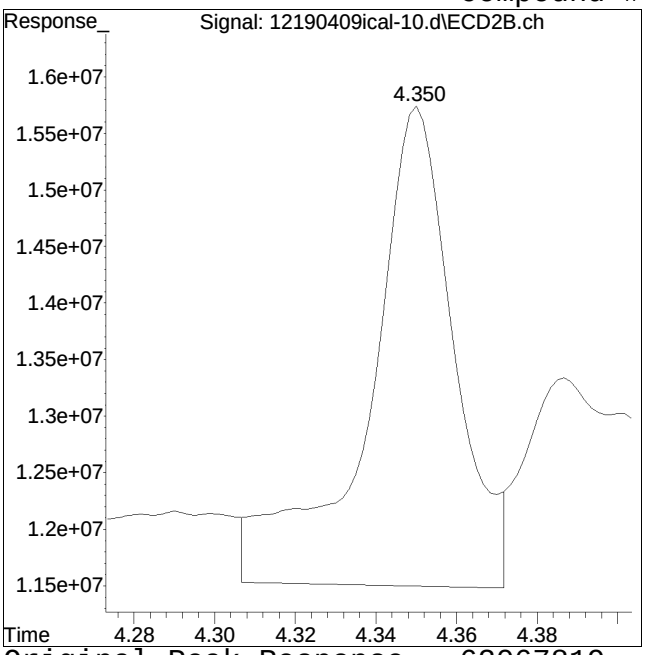

Original Peak Response = 62067819

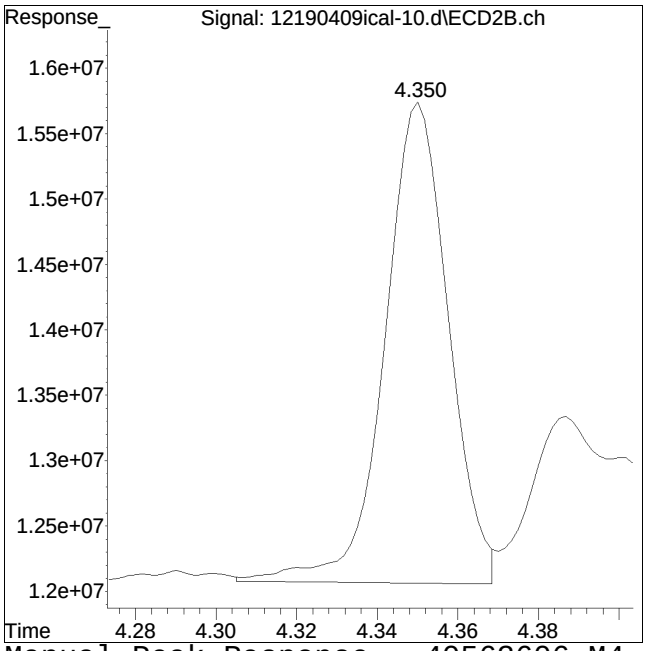

Manual Peak Response = 40563606 M4

M4 = Poor automated baseline construction.

Manual Integration Report

Data Path	: I:\Pest12\190409ical\	QMethod	: P12_pcb_04-09-19_ICAL_ug
Data File	: 12190409ical-10.d	Operator	: Pest12:kb
Date Inj'd	: 4/9/2019 5:51 am	Instrument	: Pest 12
Sample	: il23262,42e,,9006	Quant Date	: 4/9/2019 4:02 pm

Compound #96: 1232-5 #2

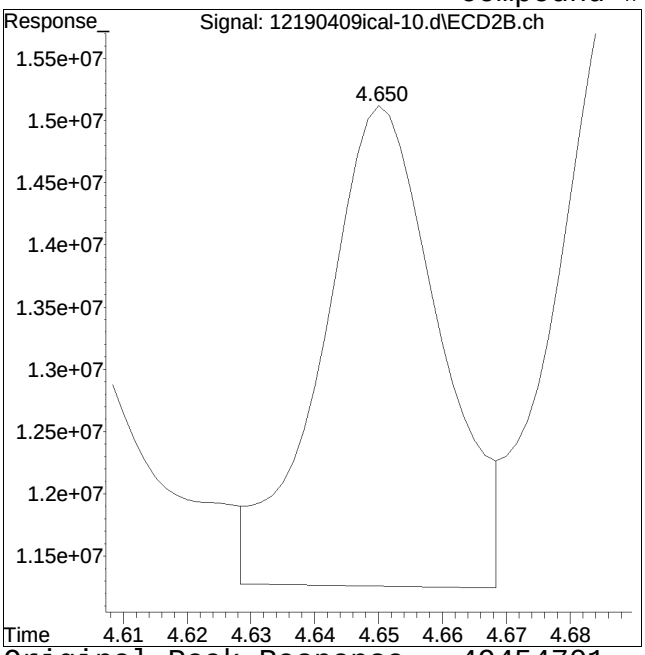

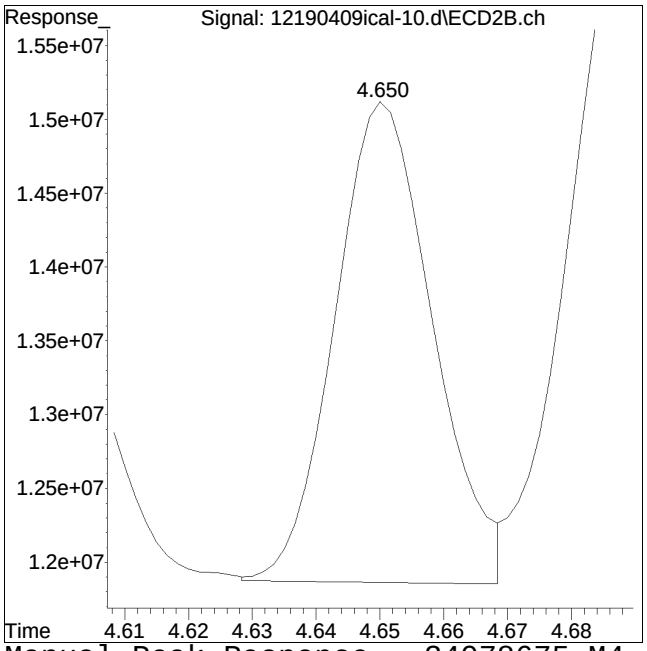

Original Peak Response = 49454701 Manual Peak Response = 34078675 M4
M4 = Poor automated baseline construction.

Manual Integration Report

Data Path	: I:\Pest12\190409ical\	QMethod	: P12_pcb_04-09-19_ICAL_ug
Data File	: 12190409ical-10.d	Operator	: Pest12:kb
Date Inj'd	: 4/9/2019 5:51 am	Instrument	: Pest 12
Sample	: il23262,42e,,9006	Quant Date	: 4/9/2019 4:02 pm

Compound #97: 1262-1 #2

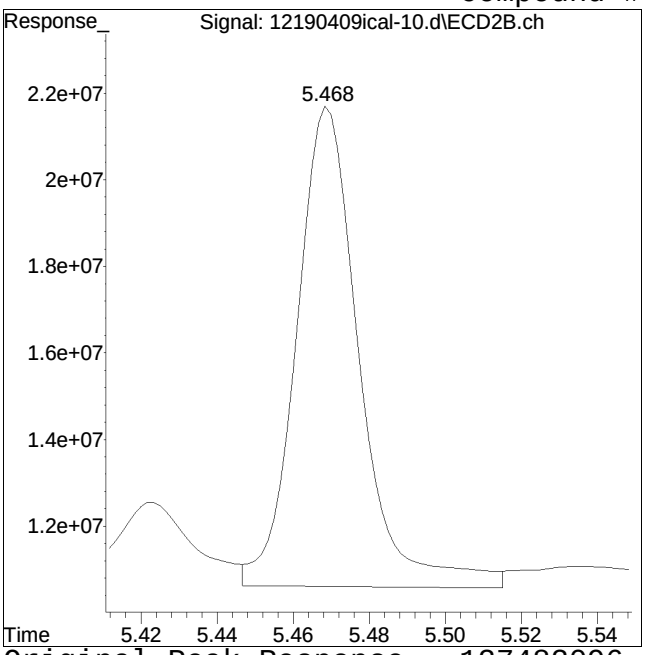

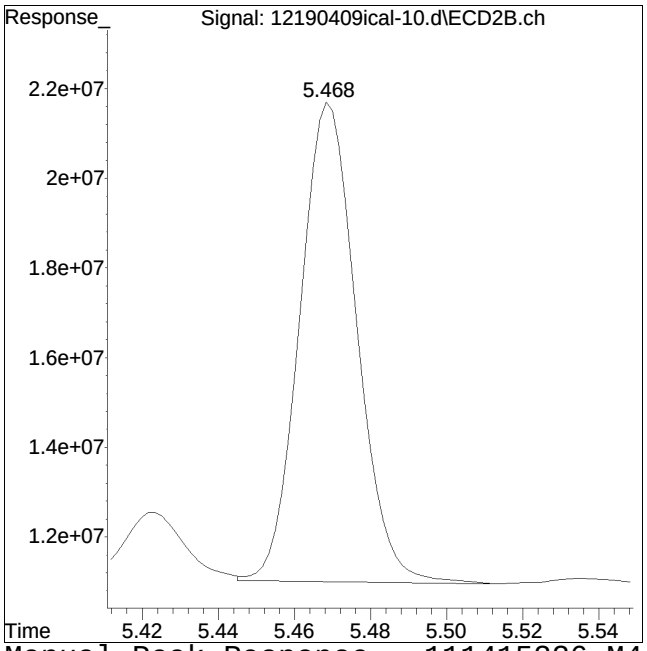

Original Peak Response = 127482096 Manual Peak Response = 111415226 M4
M4 = Poor automated baseline construction.

Manual Integration Report

Data Path	: I:\Pest12\190409ical\	QMethod	: P12_pcb_04-09-19_ICAL_ug
Data File	: 12190409ical-10.d	Operator	: Pest12:kb
Date Inj'd	: 4/9/2019 5:51 am	Instrument	: Pest 12
Sample	: il23262,42e,,9006	Quant Date	: 4/9/2019 4:02 pm

Compound #98: 1262-2 #2

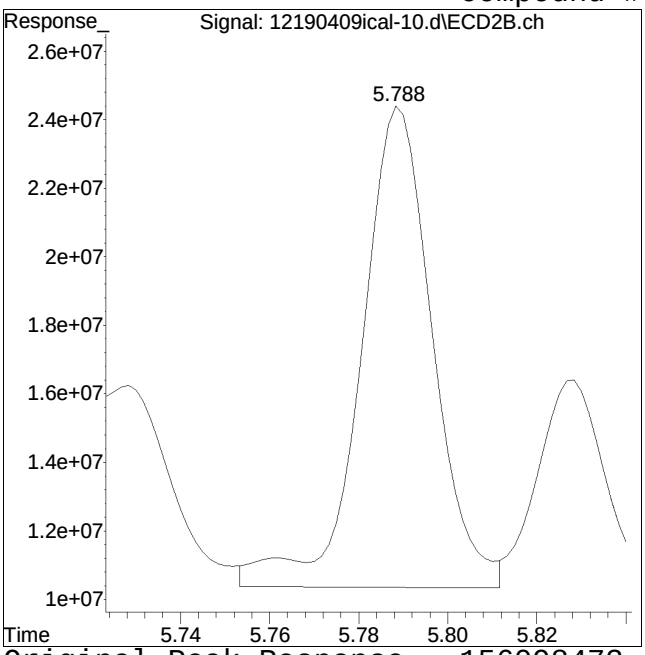

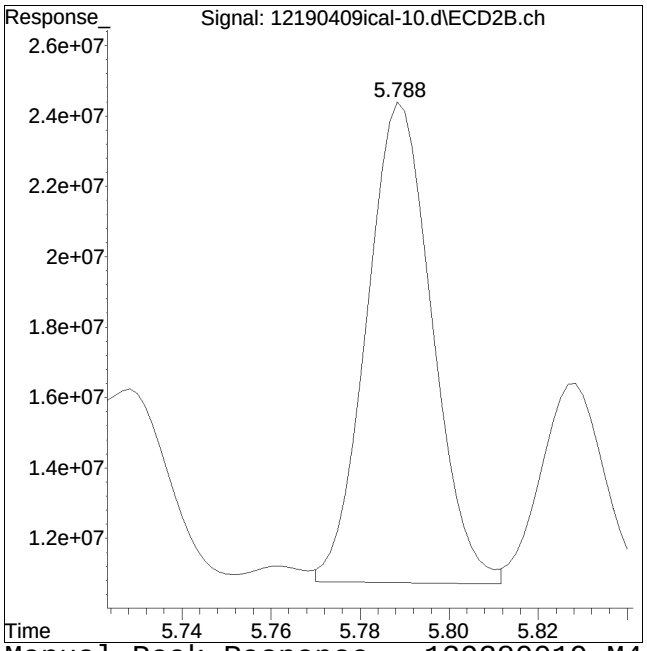

Original Peak Response = 156098473 Manual Peak Response = 139380019 M4
M4 = Poor automated baseline construction.

Manual Integration Report

Data Path	: I:\Pest12\190409ical\	QMethod	: P12_pcb_04-09-19_ICAL_ug
Data File	: 12190409ical-10.d	Operator	: Pest12:kb
Date Inj'd	: 4/9/2019 5:51 am	Instrument	: Pest 12
Sample	: il23262,42e,,9006	Quant Date	: 4/9/2019 4:02 pm

Compound #99: 1262-3 #2

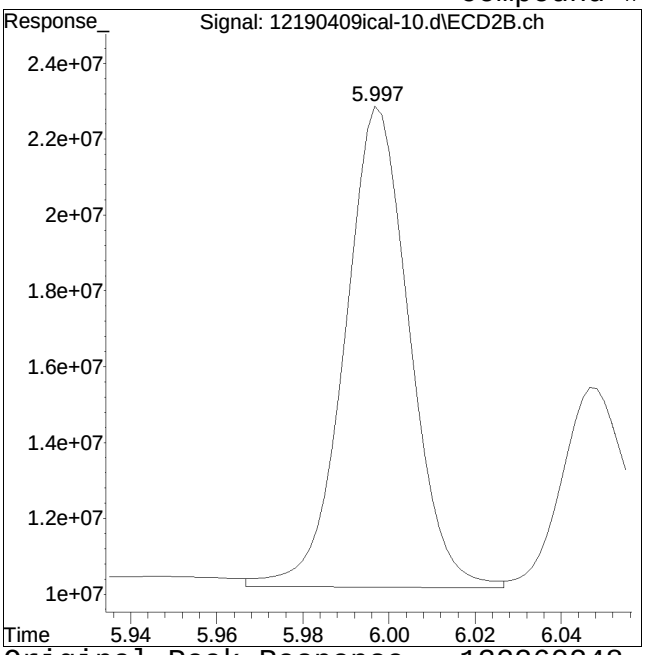

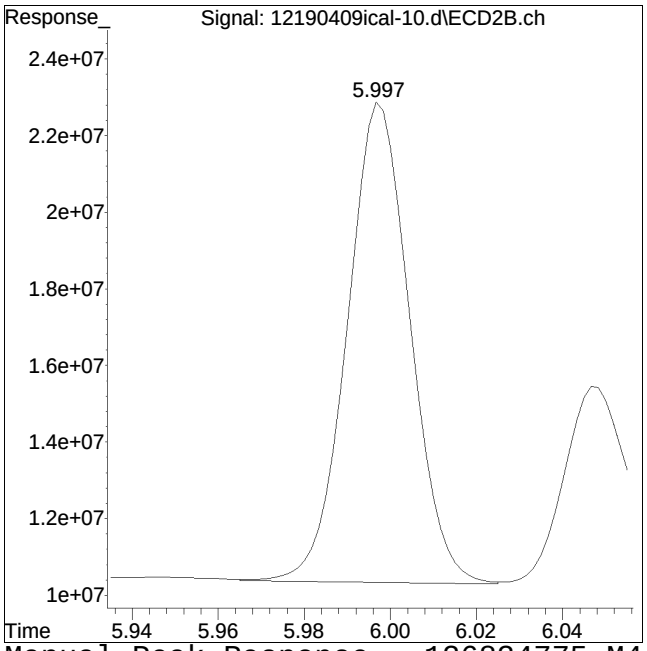

Original Peak Response = 132260248 Manual Peak Response = 126834775 M4
M4 = Poor automated baseline construction.

Quantitation Report (QT Reviewed)

Data Path : I:\Pest12\190409ical\
Data File : 12190409ical-11.d
Signal(s) : Signal #1: ECD1A.ch Signal #2: ECD2B.ch
Acq On : 9 Apr 2019 6:04 am
Operator : Pest12:kb
Sample : il33262,42e,,9005
Misc : wg1224428,
ALS Vial : 10 Sample Multiplier: 1

Integration File signal 1: events1.e
Integration File signal 2: events2.e
Quant Time: Apr 09 15:55:27 2019
Quant Method : I:\Pest12\190409ical\P12_pcb_04-09-19_ICAL_ugL_.m
Quant Title : pcb
QLast Update : Tue Apr 09 15:52:02 2019
Response via : Initial Calibration
Integrator: ChemStation

Volume Inj. :
Signal #1 Phase : Signal #2 Phase:
Signal #1 Info : Signal #2 Info :

Sub List : Default - All compounds listed

	Compound	RT#1	RT#2	Resp#1	Resp#2	ug/l	ug/l
	Internal Standards						
1) i	1660_1br2nb	0.000	0.000	0	0	N.D. d	N.D. d
14) i	2154_1br2nb	0.000	0.000	0	0	N.D. d	N.D. d
23) i	4268_1br2nb	0.000	0.000	0	0	N.D. d	N.D. d
34) i	1248_1br2nb	0.000	0.000	0	0	N.D. d	N.D. d
40) i	3262_1br2nb	1.965	2.163	888.2E6	1184.8E6	250.000	250.000M4
	System Monitoring Compounds						
2) s	2,4,5,6-Tetr	0.000	0.000	0	0	N.D. d	N.D. d
Spiked Amount	500.000	Range	30 - 150	Recovery	=	0.00%#	0.00%#
3) s	Decachlorobi	0.000	0.000	0	0	N.D. d	N.D. d
Spiked Amount	500.000	Range	30 - 150	Recovery	=	0.00%#	0.00%#
	Target Compounds						
4) l1	1016-1	0.000	0.000	0	0	N.D. d	N.D. d
5) l1	1016-2	0.000	0.000	0	0	N.D. d	N.D. d
6) l1	1016-3	0.000	0.000	0	0	N.D. d	N.D. d
7) l1	1016-4	0.000	0.000	0	0	N.D. d	N.D. d
8) l1	1016-5	0.000	0.000	0	0	N.D. d	N.D. d
Sum	1016-1			0	0	N.D.	N.D.
Average	1016-1					0.000	0.000
9) l2	1260-1	0.000	0.000	0	0	N.D. d	N.D. d
10) l2	1260-2	0.000	0.000	0	0	N.D. d	N.D. d
11) l2	1260-3	0.000	0.000	0	0	N.D. d	N.D. d
12) l2	1260-4	0.000	0.000	0	0	N.D. d	N.D. d
13) l2	1260-5	0.000	0.000	0	0	N.D. d	N.D. d
Sum	1260-1			0	0	N.D.	N.D.
Average	1260-1					0.000	0.000
15) l3	1221-1	0.000	0.000	0	0	N.D. d	N.D. d
16) l3	1221-2	0.000	0.000	0	0	N.D. d	N.D. d
17) l3	1221-3	0.000	0.000	0	0	N.D. d	N.D. d

Quantitation Report (QT Reviewed)

Data Path : I:\Pest12\190409ical\
Data File : 12190409ical-11.d
Signal(s) : Signal #1: ECD1A.ch Signal #2: ECD2B.ch
Acq On : 9 Apr 2019 6:04 am
Operator : Pest12:kb
Sample : il33262,42e,,9005
Misc : wg1224428,
ALS Vial : 10 Sample Multiplier: 1

Integration File signal 1: events1.e
Integration File signal 2: events2.e
Quant Time: Apr 09 15:55:27 2019
Quant Method : I:\Pest12\190409ical\P12_pcb_04-09-19_ICAL_ugL_.m
Quant Title : pcb
QLast Update : Tue Apr 09 15:52:02 2019
Response via : Initial Calibration
Integrator: ChemStation

Volume Inj. :
Signal #1 Phase : Signal #2 Phase:
Signal #1 Info : Signal #2 Info :

Sub List : Default - All compounds listed

	Compound	RT#1	RT#2	Resp#1	Resp#2	ug/l	ug/l
Sum	1221-1			0	0	N.D.	N.D.
Average	1221-1					0.000	0.000
18) l4	1254-1	0.000	0.000	0	0	N.D. d	N.D. d
19) l4	1254-2	0.000	0.000	0	0	N.D. d	N.D. d
20) l4	1254-3	0.000	0.000	0	0	N.D. d	N.D. d
21) l4	1254-4	0.000	0.000	0	0	N.D. d	N.D. d
22) l4	1254-5	0.000	0.000	0	0	N.D. d	N.D. d
Sum	1254-1			0	0	N.D.	N.D.
Average	1254-1					0.000	0.000
24) l6	1242-1	0.000	0.000	0	0	N.D. d	N.D. d
25) l6	1242-2	0.000	0.000	0	0	N.D. d	N.D. d
26) l6	1242-3	0.000	0.000	0	0	N.D. d	N.D. d
27) l6	1242-4	0.000	0.000	0	0	N.D. d	N.D. d
28) l6	1242-5	0.000	0.000	0	0	N.D. d	N.D. d
Sum	1242-1			0	0	N.D.	N.D.
Average	1242-1					0.000	0.000
29) l9	1268-1	0.000	0.000	0	0	N.D. d	N.D. d
30) l9	1268-2	0.000	0.000	0	0	N.D. d	N.D. d
31) l9	1268-3	0.000	0.000	0	0	N.D. d	N.D. d
32) l9	1268-4	0.000	0.000	0	0	N.D. d	N.D. d
33) l9	1268-5	0.000	0.000	0	0	N.D. d	N.D. d
Sum	1268-1			0	0	N.D.	N.D.
Average	1268-1					0.000	0.000
35) l7	1248-1	0.000	0.000	0	0	N.D. d	N.D. d
36) l7	1248-2	0.000	0.000	0	0	N.D. d	N.D. d
37) l7	1248-3	0.000	0.000	0	0	N.D. d	N.D. d
38) l7	1248-4	0.000	0.000	0	0	N.D. d	N.D. d
39) l7	1248-5	0.000	0.000	0	0	N.D. d	N.D. d
Sum	1248-1			0	0	N.D.	N.D.

Quantitation Report (QT Reviewed)

Data Path : I:\Pest12\190409ical\
Data File : 12190409ical-11.d
Signal(s) : Signal #1: ECD1A.ch Signal #2: ECD2B.ch
Acq On : 9 Apr 2019 6:04 am
Operator : Pest12:kb
Sample : il33262,42e,,9005
Misc : wg1224428,
ALS Vial : 10 Sample Multiplier: 1

Integration File signal 1: events1.e
Integration File signal 2: events2.e
Quant Time: Apr 09 15:55:27 2019
Quant Method : I:\Pest12\190409ical\P12_pcb_04-09-19_ICAL_ugL_.m
Quant Title : pcb
QLast Update : Tue Apr 09 15:52:02 2019
Response via : Initial Calibration
Integrator: ChemStation

Volume Inj. :
Signal #1 Phase : Signal #2 Phase:
Signal #1 Info : Signal #2 Info :

Sub List : Default - All compounds listed

	Compound	RT#1	RT#2	Resp#1	Resp#2	ug/l	ug/l
Average	1248-1					0.000	0.000
41) l5	1232-1	2.646	3.146	78251020	122.4E6	1099.881	1114.985
42) l5	1232-2	2.878	3.464	71320642	131.8E6	1071.702	1146.577
43) l5	1232-3	3.204	3.851	137.3E6	235.8E6	1054.619	1097.248M4
44) l5	1232-4	3.604	4.350	59561200	70965956	1022.931M1	1089.188M4
45) l5	1232-5	3.941	4.651	40055091	63216973	1018.739	1065.408M4
Sum	1232-1			386.5E6	624.2E6	5267.873	5513.406
Average	1232-1					1053.575	1102.681
46) l8	1262-1	4.770	5.470	173.4E6	199.7E6	1081.659M4	1076.752M4
47) l8	1262-2	5.063	5.790	218.5E6	256.7E6	1074.080M4	1075.026M4
48) l8	1262-3	5.243	5.999	190.2E6	229.5E6	1020.126M4	1078.739M4
49) l8	1262-4	5.463	6.162	394.2E6	413.6E6	1036.836M4	1056.244M4
50) l8	1262-5	5.686	6.407	138.5E6	288.8E6	1002.418M4	1026.282
Sum	1262-1			1114.7E6	1388.2E6	5215.118	5313.044
Average	1262-1					1043.024	1062.609

SemiQuant Compounds - Not Calibrated on this Instrument

Sum	1262-1			1114.7E6	1388.2E6	5215.118	5313.044
Average	1262-1					1043.024	1062.609

(f)=RT Delta > 1/2 Window (D)=Amounts differ by > 40% (m)=manual int.
(#)=Recovery Exceeds Compound Acceptance Limits.
(I,C,F) I=Interference, C=Coelluting Calibration Peak, F=Fails CC Criteria.

Sub List : Default - All compounds listed Reviewed)

Data Path : I:\Pest12\190409ical\
Data File : 12190409ical-11.d
Signal(s) : Signal #1: ECD1A.ch Signal #2: ECD2B.ch
Acq On : 9 Apr 2019 6:04 am
Operator : Pest12:kb
Sample : il33262,42e,,9005
Misc : wg1224428,
ALS Vial : 10 Sample Multiplier: 1

Integration File signal 1: events1.e
Integration File signal 2: events2.e
Quant Time: Apr 09 15:55:27 2019
Quant Method : I:\Pest12\190409ical\P12_pcb_04-09-19_ICAL_ugL_.m
Quant Title : pcb
QLast Update : Tue Apr 09 15:52:02 2019
Response via : Initial Calibration
Integrator: ChemStation

Volume Inj. :
Signal #1 Phase : Signal #2 Phase:
Signal #1 Info : Signal #2 Info :

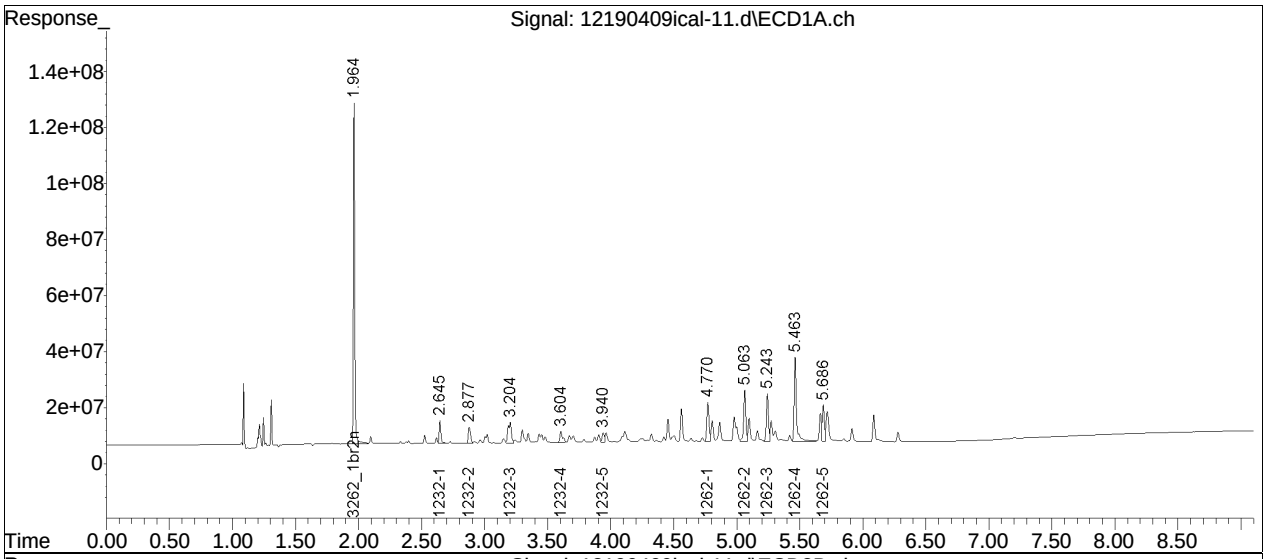

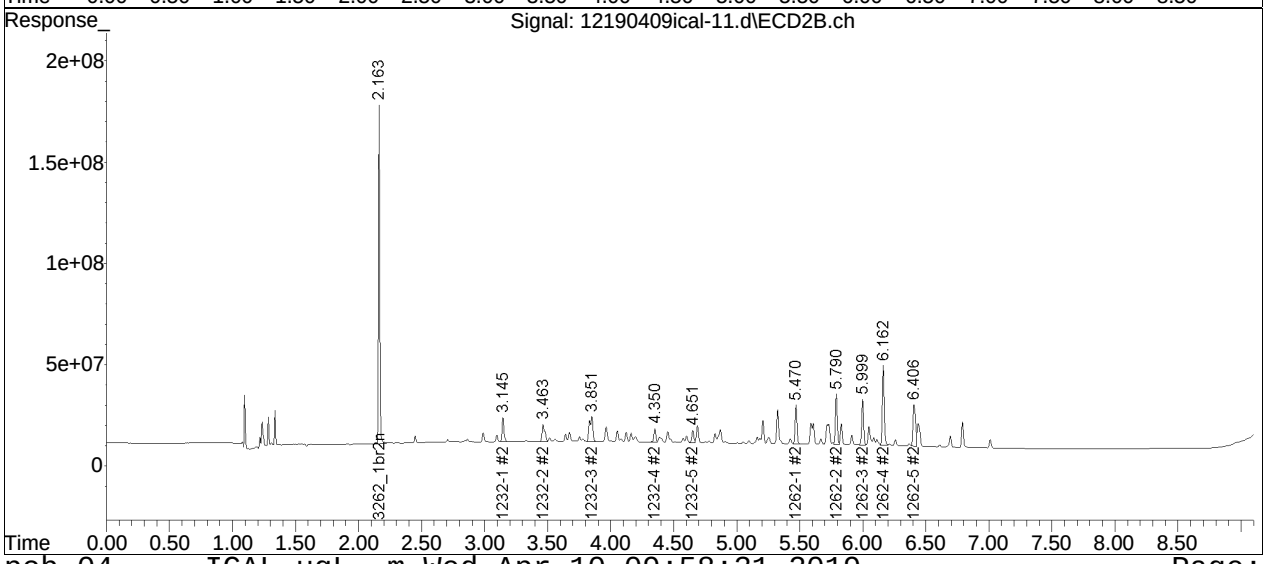

Manual Integration Report

Data Path	: I:\Pest12\190409ical\	QMethod	: P12_pcb_04-09-19_ICAL_ug
Data File	: 12190409ical-11.d	Operator	: Pest12:kb
Date Inj'd	: 4/9/2019 6:04 am	Instrument	: Pest 12
Sample	: il33262,42e,,9005	Quant Date	: 4/9/2019 3:52 pm

Compound #94: 1232-3 #2

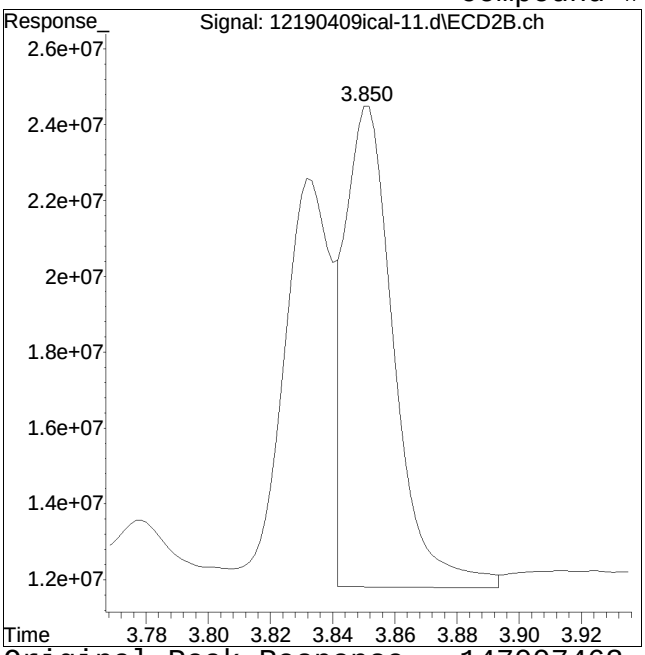

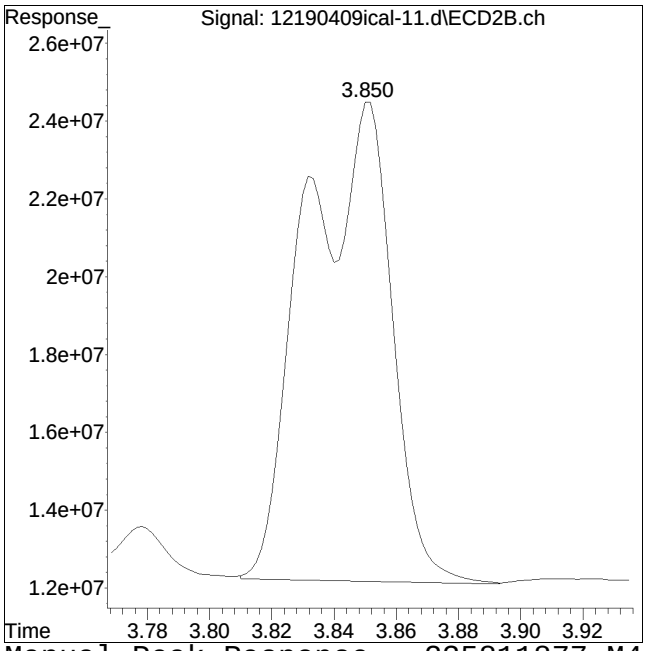

Original Peak Response = 147007463 Manual Peak Response = 235811877 M4
M4 = Poor automated baseline construction.

Manual Integration Report

Data Path	: I:\Pest12\190409ical\	QMethod	: P12_pcb_04-09-19_ICAL_ug
Data File	: 12190409ical-11.d	Operator	: Pest12:kb
Date Inj'd	: 4/9/2019 6:04 am	Instrument	: Pest 12
Sample	: il33262,42e,,9005	Quant Date	: 4/9/2019 3:52 pm

Compound #44: 1232-4

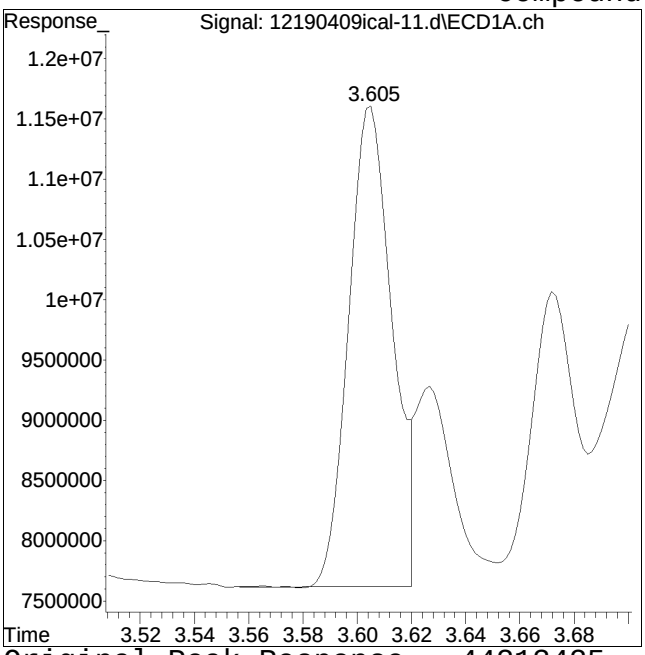

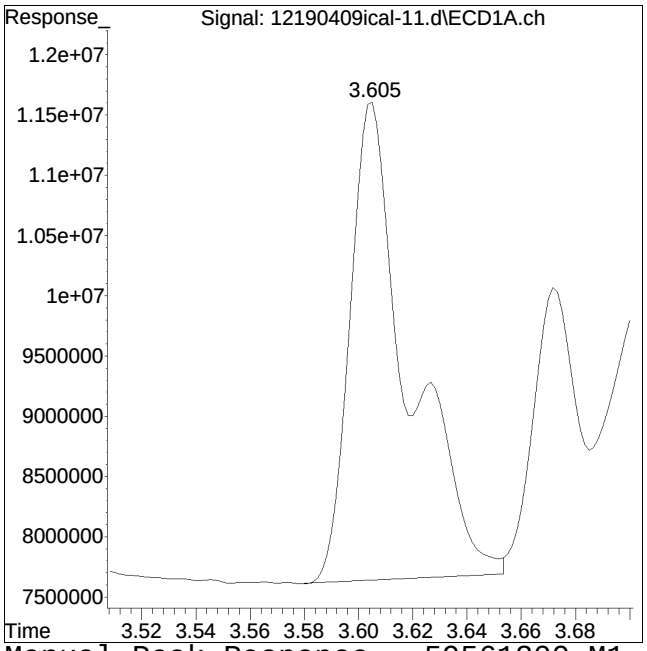

Original Peak Response = 44213425 Manual Peak Response = 59561200 M1
M1 = Split or tailing peak, auto integration stopped early resulting in false low area count.

Manual Integration Report

Data Path	: I:\Pest12\190409ical\	QMethod	: P12_pcb_04-09-19_ICAL_ug
Data File	: 12190409ical-11.d	Operator	: Pest12:kb
Date Inj'd	: 4/9/2019 6:04 am	Instrument	: Pest 12
Sample	: il33262,42e,,9005	Quant Date	: 4/9/2019 3:52 pm

Compound #95: 1232-4 #2

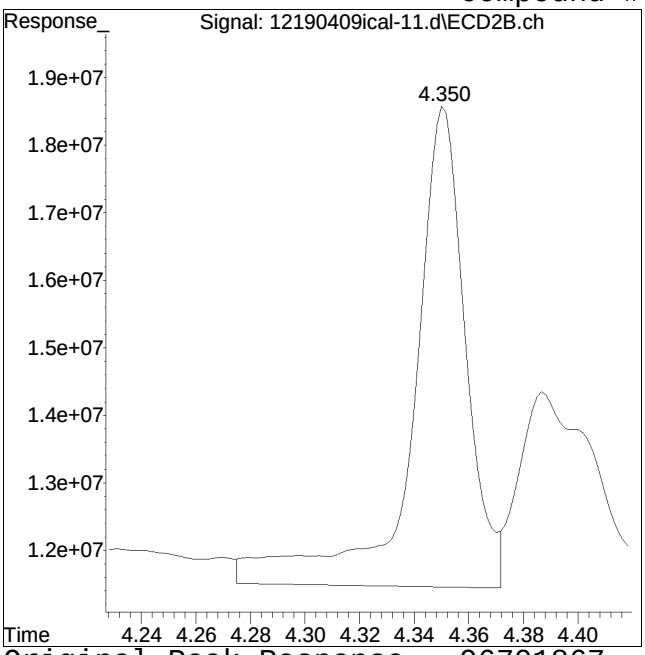

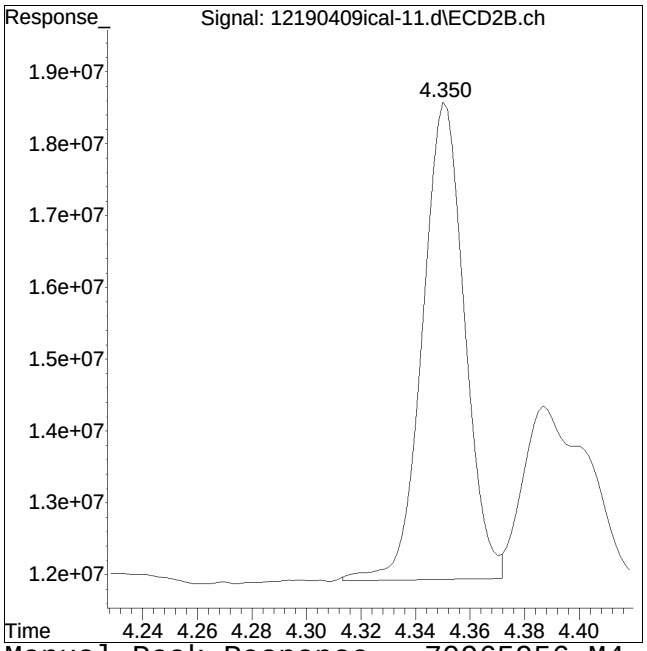

Original Peak Response = 96701867 Manual Peak Response = 70965956 M4
M4 = Poor automated baseline construction.

Manual Integration Report

Data Path	: I:\Pest12\190409ical\	QMethod	: P12_pcb_04-09-19_ICAL_ug
Data File	: 12190409ical-11.d	Operator	: Pest12:kb
Date Inj'd	: 4/9/2019 6:04 am	Instrument	: Pest 12
Sample	: il33262,42e,,9005	Quant Date	: 4/9/2019 3:52 pm

Compound #96: 1232-5 #2

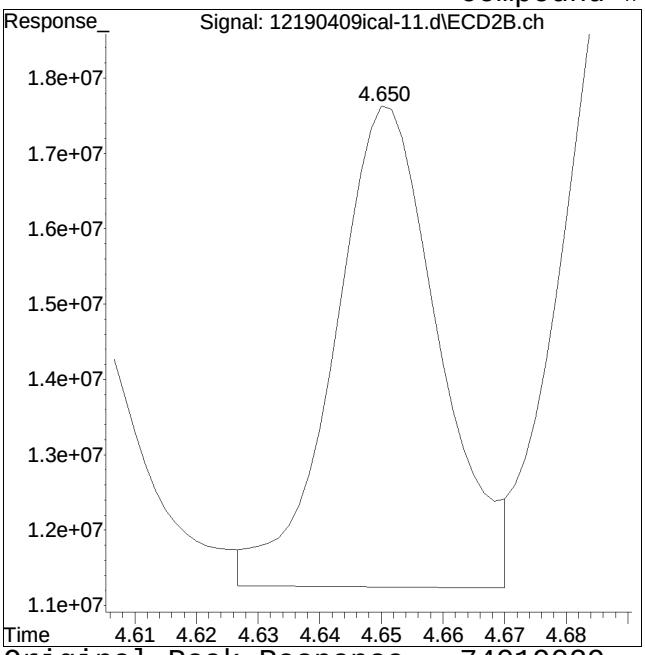

Original Peak Response = 74019029

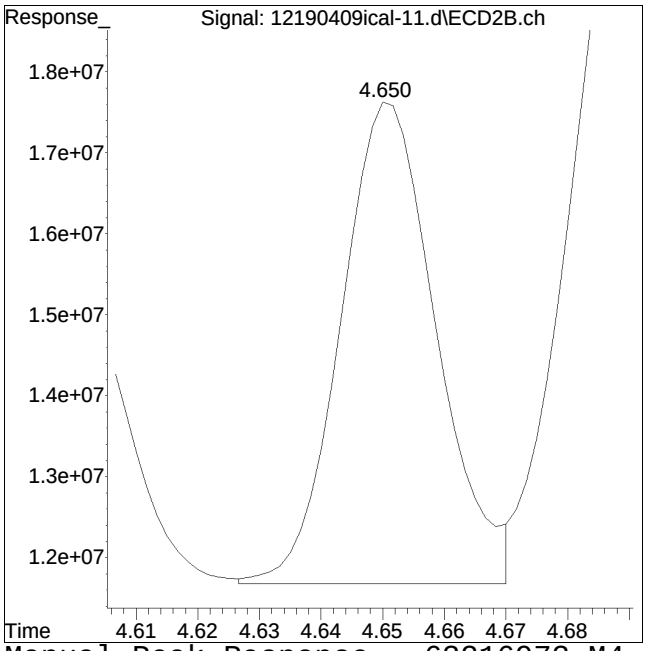

Manual Peak Response = 63216973 M4

M4 = Poor automated baseline construction.

Manual Integration Report

Data Path	: I:\Pest12\190409ical\	QMethod	: P12_pcb_04-09-19_ICAL_ug
Data File	: 12190409ical-11.d	Operator	: Pest12:kb
Date Inj'd	: 4/9/2019 6:04 am	Instrument	: Pest 12
Sample	: il33262,42e,,9005	Quant Date	: 4/9/2019 3:52 pm

Compound #46: 1262-1

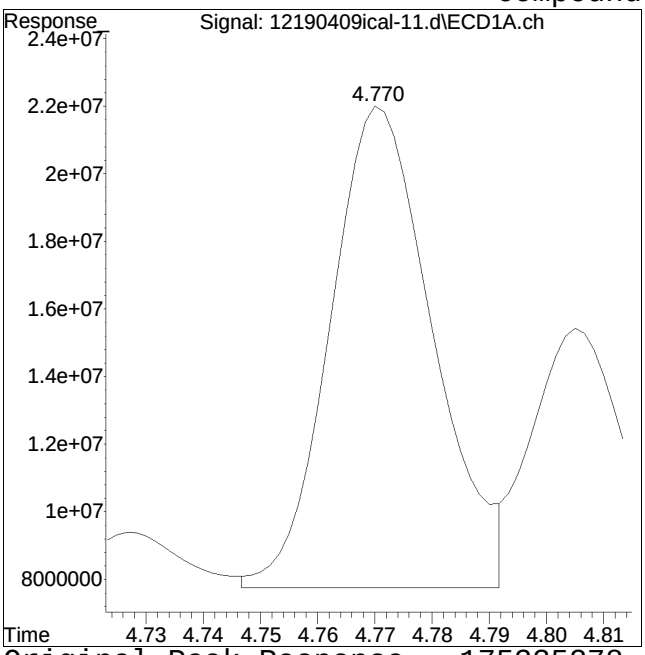

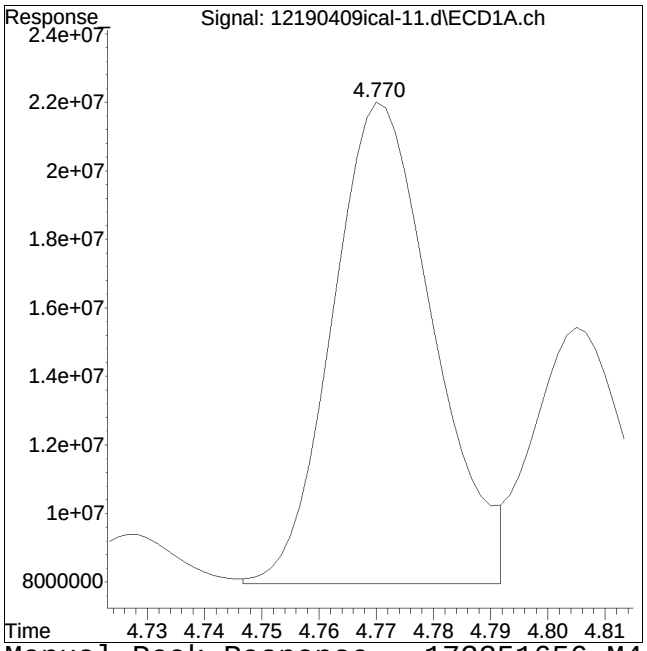

Original Peak Response = 175335278 Manual Peak Response = 173351656 M4
M4 = Poor automated baseline construction.

Manual Integration Report

Data Path	: I:\Pest12\190409ical\	QMethod	: P12_pcb_04-09-19_ICAL_ug
Data File	: 12190409ical-11.d	Operator	: Pest12:kb
Date Inj'd	: 4/9/2019 6:04 am	Instrument	: Pest 12
Sample	: il33262,42e,,9005	Quant Date	: 4/9/2019 3:52 pm

Compound #97: 1262-1 #2

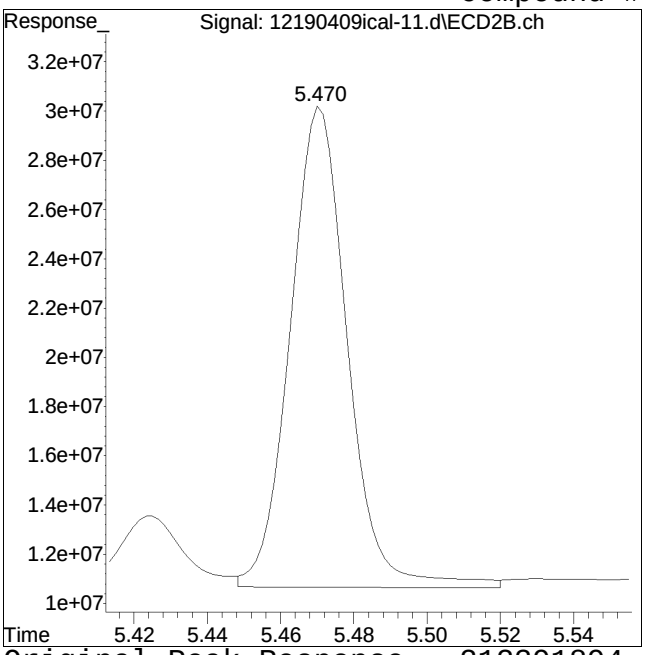

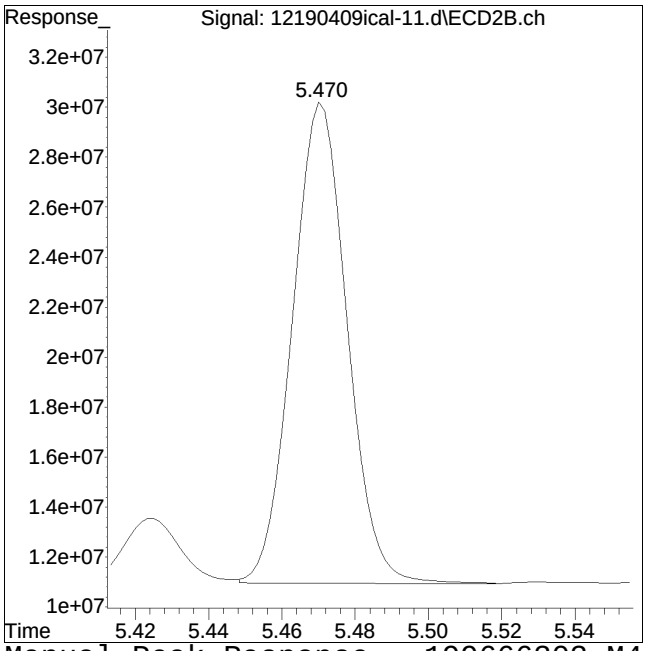

Original Peak Response = 212391894 Manual Peak Response = 199666303 M4
M4 = Poor automated baseline construction.

Manual Integration Report

Data Path	: I:\Pest12\190409ical\	QMethod	: P12_pcb_04-09-19_ICAL_ug
Data File	: 12190409ical-11.d	Operator	: Pest12:kb
Date Inj'd	: 4/9/2019 6:04 am	Instrument	: Pest 12
Sample	: il33262,42e,,9005	Quant Date	: 4/9/2019 3:52 pm

Compound #47: 1262-2

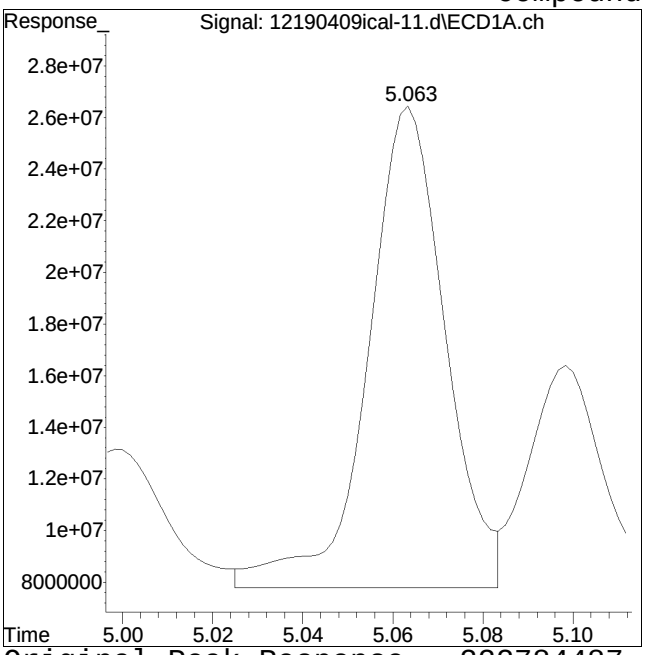

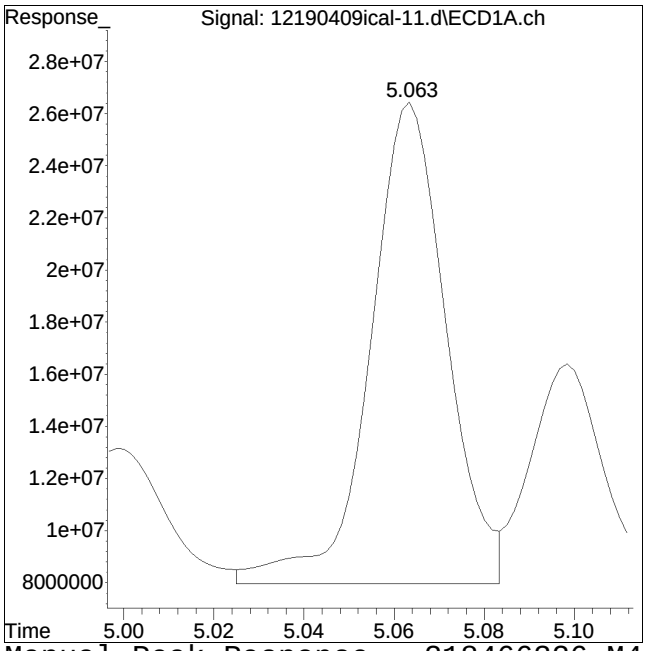

Original Peak Response = 222784487 Manual Peak Response = 218466326 M4
M4 = Poor automated baseline construction.

Manual Integration Report

Data Path	: I:\Pest12\190409ical\	QMethod	: P12_pcb_04-09-19_ICAL_ug
Data File	: 12190409ical-11.d	Operator	: Pest12:kb
Date Inj'd	: 4/9/2019 6:04 am	Instrument	: Pest 12
Sample	: il33262,42e,,9005	Quant Date	: 4/9/2019 3:52 pm

Compound #98: 1262-2 #2

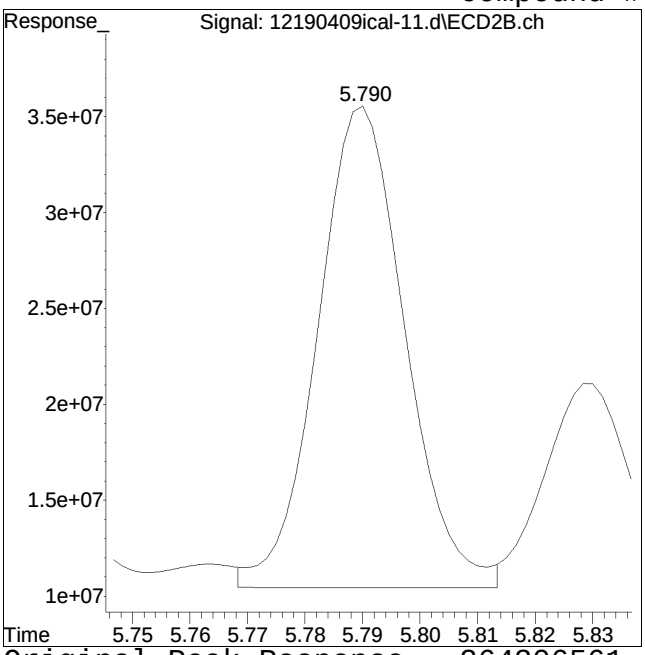

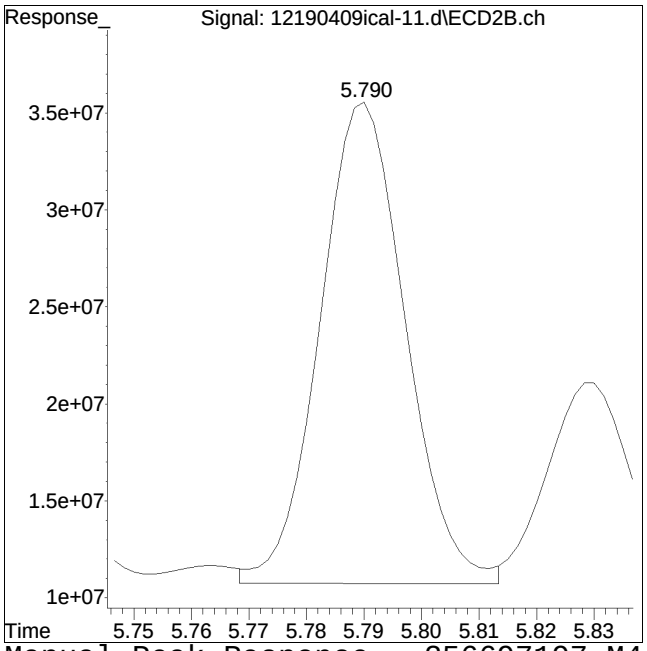

Original Peak Response = 264306561 Manual Peak Response = 256697197 M4
M4 = Poor automated baseline construction.

Manual Integration Report

Data Path	: I:\Pest12\190409ical\	QMethod	: P12_pcb_04-09-19_ICAL_ug
Data File	: 12190409ical-11.d	Operator	: Pest12:kb
Date Inj'd	: 4/9/2019 6:04 am	Instrument	: Pest 12
Sample	: il33262,42e,,9005	Quant Date	: 4/9/2019 3:52 pm

Compound #48: 1262-3

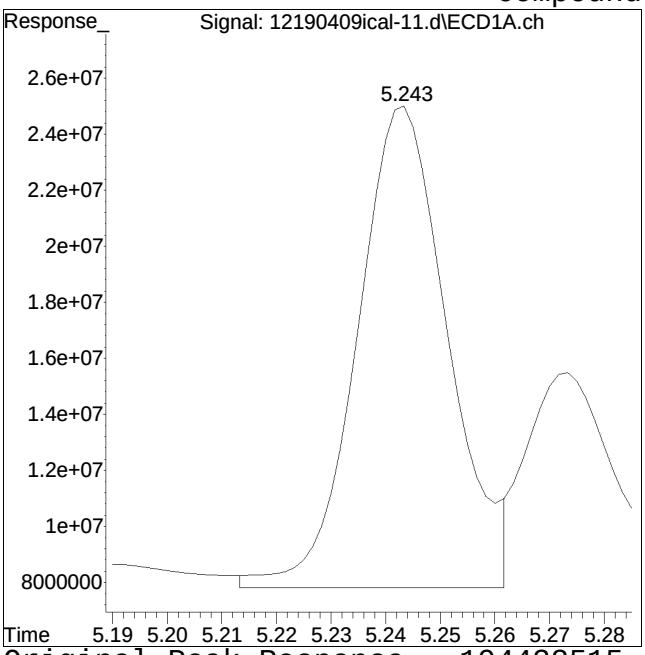

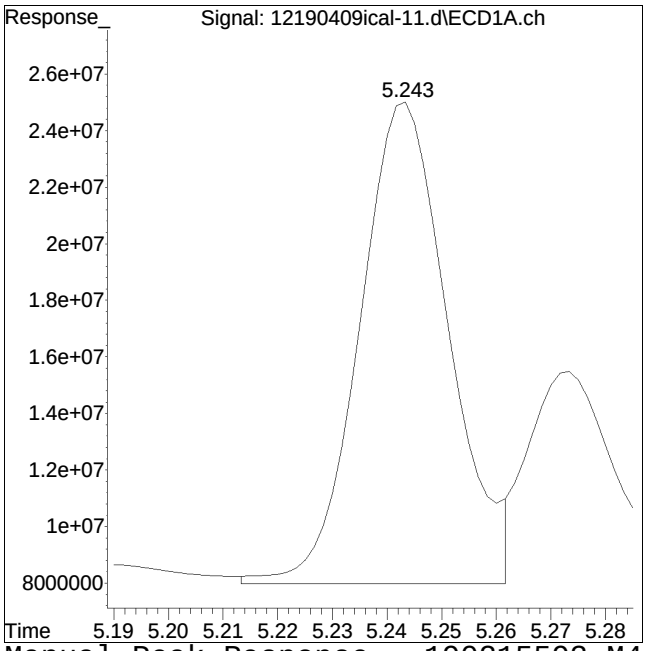

Original Peak Response = 194432515 Manual Peak Response = 190215593 M4
M4 = Poor automated baseline construction.

Manual Integration Report

Data Path	: I:\Pest12\190409ical\	QMethod	: P12_pcb_04-09-19_ICAL_ug
Data File	: 12190409ical-11.d	Operator	: Pest12:kb
Date Inj'd	: 4/9/2019 6:04 am	Instrument	: Pest 12
Sample	: il33262,42e,,9005	Quant Date	: 4/9/2019 3:52 pm

Compound #99: 1262-3 #2

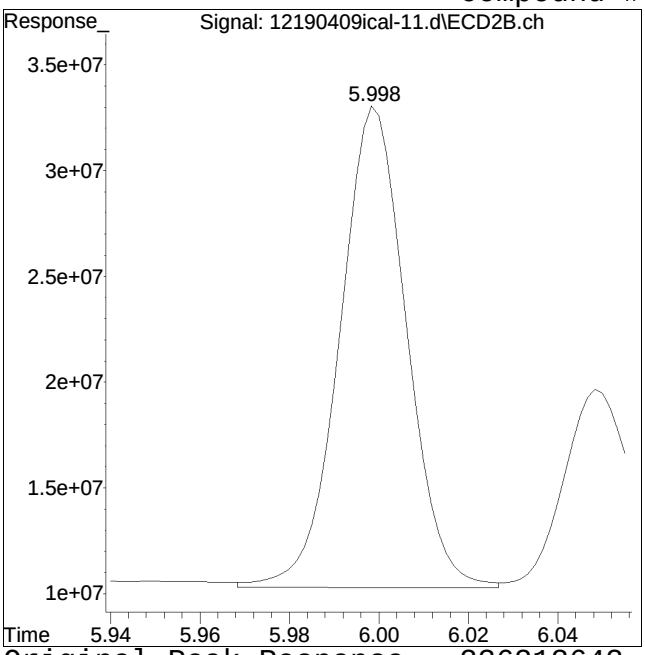

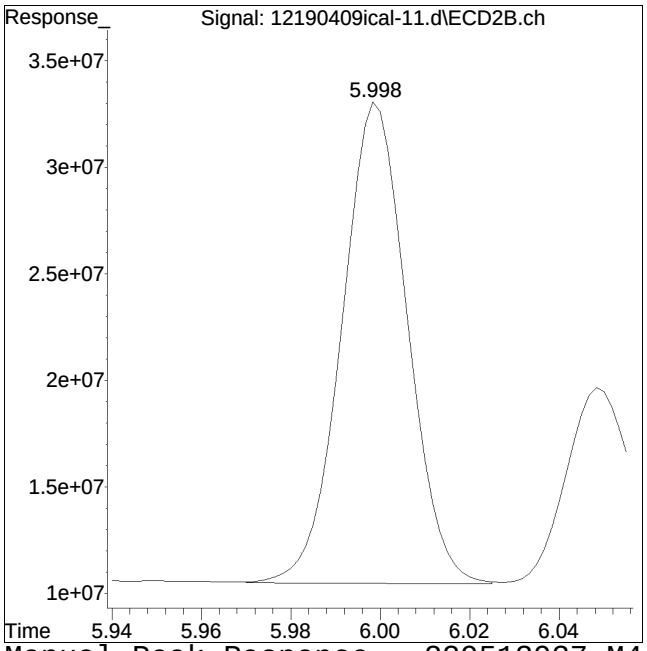

Original Peak Response = 236212642 Manual Peak Response = 229513937 M4
M4 = Poor automated baseline construction.

Manual Integration Report

Data Path	: I:\Pest12\190409ical\	QMethod	: P12_pcb_04-09-19_ICAL_ug
Data File	: 12190409ical-11.d	Operator	: Pest12:kb
Date Inj'd	: 4/9/2019 6:04 am	Instrument	: Pest 12
Sample	: il33262,42e,,9005	Quant Date	: 4/9/2019 3:52 pm

Compound #49: 1262-4

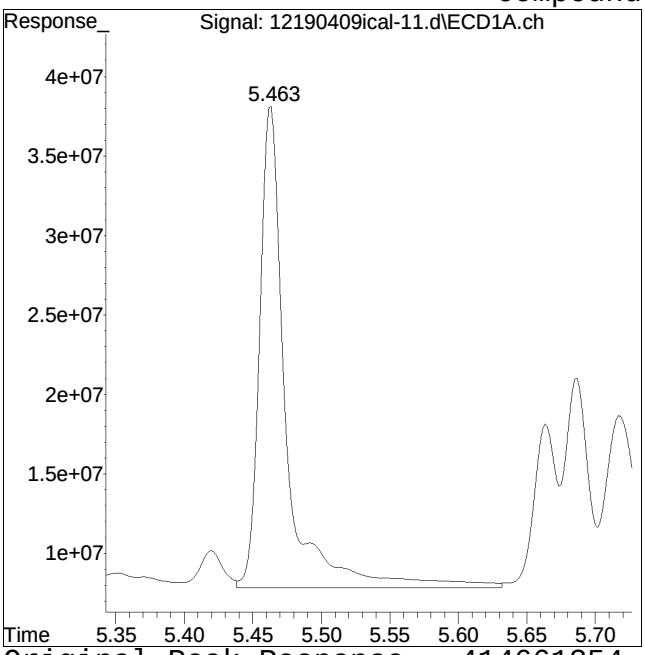

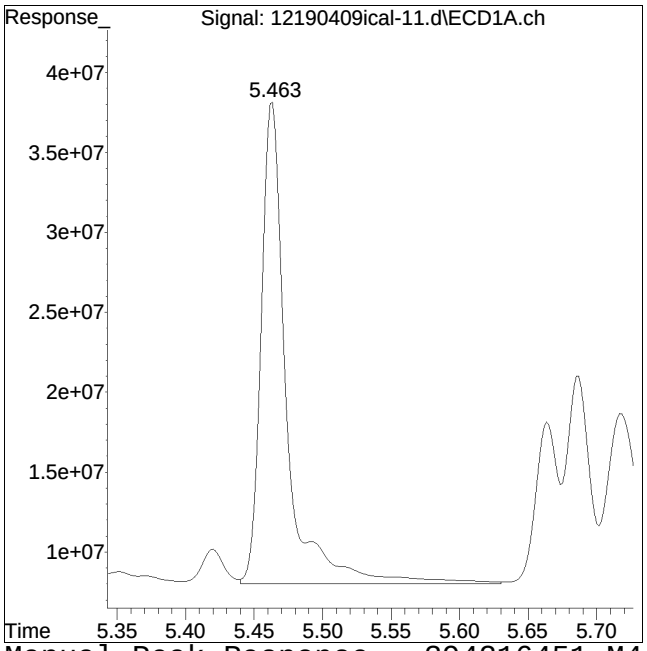

Original Peak Response = 414661354 Manual Peak Response = 394216451 M4
M4 = Poor automated baseline construction.

Manual Integration Report

Data Path	: I:\Pest12\190409ical\	QMethod	: P12_pcb_04-09-19_ICAL_ug
Data File	: 12190409ical-11.d	Operator	: Pest12:kb
Date Inj'd	: 4/9/2019 6:04 am	Instrument	: Pest 12
Sample	: il33262,42e,,9005	Quant Date	: 4/9/2019 3:52 pm

Compound #100: 1262-4 #2

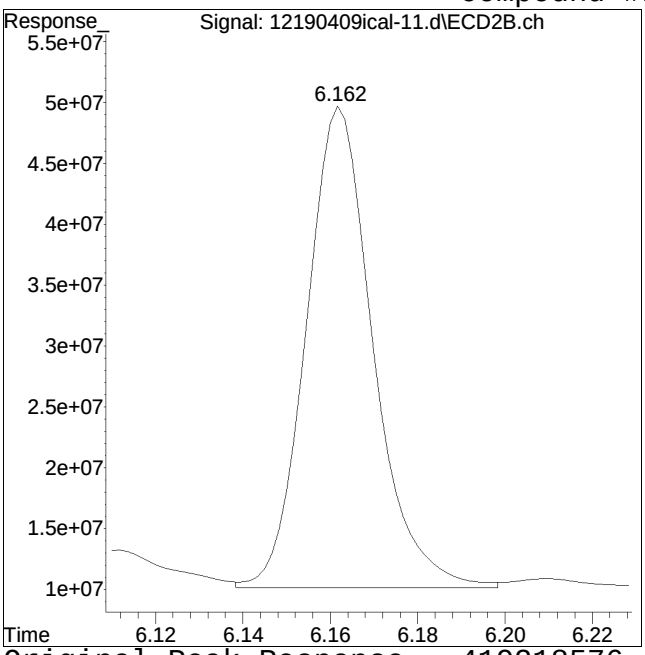

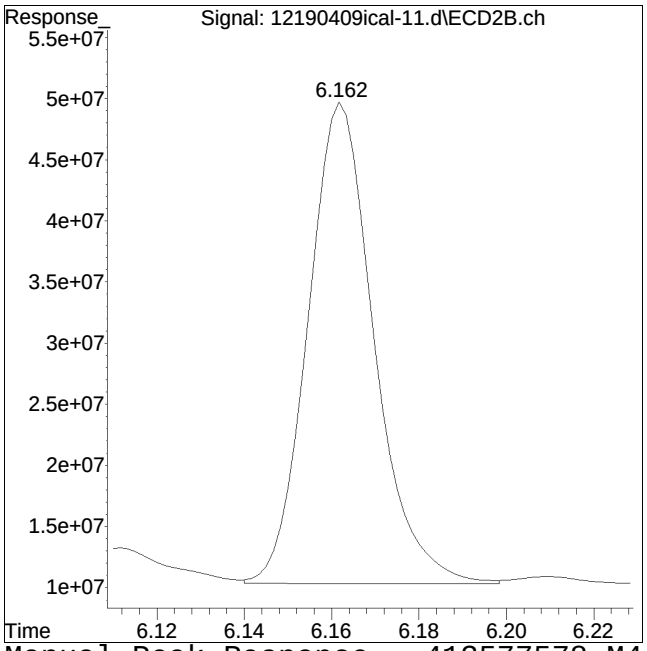

Original Peak Response = 419218576 Manual Peak Response = 413577578 M4
M4 = Poor automated baseline construction.

Manual Integration Report

Data Path	: I:\Pest12\190409ical\	QMethod	: P12_pcb_04-09-19_ICAL_ug
Data File	: 12190409ical-11.d	Operator	: Pest12:kb
Date Inj'd	: 4/9/2019 6:04 am	Instrument	: Pest 12
Sample	: il33262,42e,,9005	Quant Date	: 4/9/2019 3:52 pm

Compound #50: 1262-5

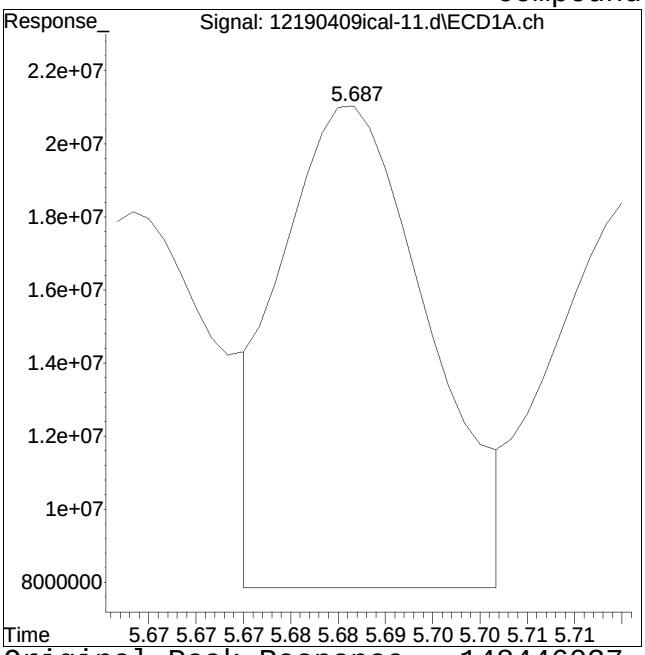

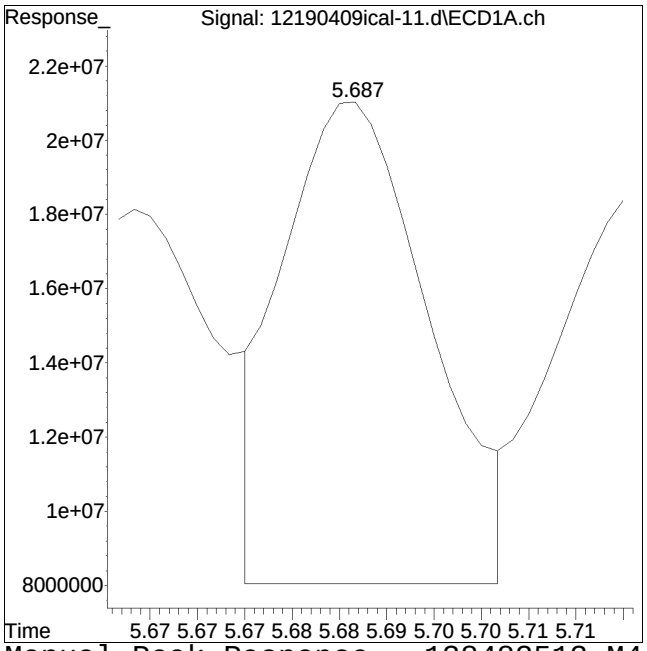

Original Peak Response = 148446037 Manual Peak Response = 138483513 M4
M4 = Poor automated baseline construction.

Quantitation Report (QT Reviewed)

Data Path : I:\Pest12\190409ical\
Data File : 12190409ical-12.d
Signal(s) : Signal #1: ECD1A.ch Signal #2: ECD2B.ch
Acq On : 9 Apr 2019 6:16 am
Operator : Pest12:kb
Sample : il43262,42e,,9004
Misc : wg1224428,
ALS Vial : 11 Sample Multiplier: 1

Integration File signal 1: events1.e
Integration File signal 2: events2.e
Quant Time: Apr 09 15:51:53 2019
Quant Method : I:\Pest12\190409ical\P12_pcb_04-09-19_ICAL_ugL_.m
Quant Title : pcb
QLast Update : Tue Apr 09 15:49:11 2019
Response via : Initial Calibration
Integrator: ChemStation

Volume Inj. :
Signal #1 Phase : Signal #2 Phase:
Signal #1 Info : Signal #2 Info :

Sub List : Default - All compounds listed

	Compound	RT#1	RT#2	Resp#1	Resp#2	ug/l	ug/l
	Internal Standards						
1) i	1660_1br2nb	0.000	0.000	0	0	N.D. d	N.D. d
14) i	2154_1br2nb	0.000	0.000	0	0	N.D. d	N.D. d
23) i	4268_1br2nb	0.000	0.000	0	0	N.D. d	N.D. d
34) i	1248_1br2nb	0.000	0.000	0	0	N.D. d	N.D. d
40) i	3262_1br2nb	1.964	2.163	1028.8E6	1389.8E6	250.000	250.000
	System Monitoring Compounds						
2) s	2,4,5,6-Tetr	0.000	0.000	0	0	N.D. d	N.D. d
Spiked Amount		500.000	Range	30 - 150	Recovery	=	0.00%# 0.00%#
3) s	Decachlorobi	0.000	0.000	0	0	N.D. d	N.D. d
Spiked Amount		500.000	Range	30 - 150	Recovery	=	0.00%# 0.00%#
	Target Compounds						
4) l1	1016-1	0.000	0.000	0	0	N.D. d	N.D. d
5) l1	1016-2	0.000	0.000	0	0	N.D. d	N.D. d
6) l1	1016-3	0.000	0.000	0	0	N.D. d	N.D. d
7) l1	1016-4	0.000	0.000	0	0	N.D. d	N.D. d
8) l1	1016-5	0.000	0.000	0	0	N.D. d	N.D. d
Sum	1016-1			0	0	N.D.	N.D.
Average	1016-1					0.000	0.000
9) l2	1260-1	0.000	0.000	0	0	N.D. d	N.D. d
10) l2	1260-2	0.000	0.000	0	0	N.D. d	N.D. d
11) l2	1260-3	0.000	0.000	0	0	N.D. d	N.D. d
12) l2	1260-4	0.000	0.000	0	0	N.D. d	N.D. d
13) l2	1260-5	0.000	0.000	0	0	N.D. d	N.D. d
Sum	1260-1			0	0	N.D.	N.D.
Average	1260-1					0.000	0.000
15) l3	1221-1	0.000	0.000	0	0	N.D. d	N.D. d
16) l3	1221-2	0.000	0.000	0	0	N.D. d	N.D. d
17) l3	1221-3	0.000	0.000	0	0	N.D. d	N.D. d

Quantitation Report (QT Reviewed)

Data Path : I:\Pest12\190409ical\
Data File : 12190409ical-12.d
Signal(s) : Signal #1: ECD1A.ch Signal #2: ECD2B.ch
Acq On : 9 Apr 2019 6:16 am
Operator : Pest12:kb
Sample : il43262,42e,,9004
Misc : wg1224428,
ALS Vial : 11 Sample Multiplier: 1

Integration File signal 1: events1.e
Integration File signal 2: events2.e
Quant Time: Apr 09 15:51:53 2019
Quant Method : I:\Pest12\190409ical\P12_pcb_04-09-19_ICAL_ugL_.m
Quant Title : pcb
QLast Update : Tue Apr 09 15:49:11 2019
Response via : Initial Calibration
Integrator: ChemStation

Volume Inj. :
Signal #1 Phase : Signal #2 Phase:
Signal #1 Info : Signal #2 Info :

Sub List : Default - All compounds listed

	Compound	RT#1	RT#2	Resp#1	Resp#2	ug/l	ug/l
Sum	1221-1			0	0	N.D.	N.D.
Average	1221-1					0.000	0.000
18) l4	1254-1	0.000	0.000	0	0	N.D. d	N.D. d
19) l4	1254-2	0.000	0.000	0	0	N.D. d	N.D. d
20) l4	1254-3	0.000	0.000	0	0	N.D. d	N.D. d
21) l4	1254-4	0.000	0.000	0	0	N.D. d	N.D. d
22) l4	1254-5	0.000	0.000	0	0	N.D. d	N.D. d
Sum	1254-1			0	0	N.D.	N.D.
Average	1254-1					0.000	0.000
24) l6	1242-1	0.000	0.000	0	0	N.D. d	N.D. d
25) l6	1242-2	0.000	0.000	0	0	N.D. d	N.D. d
26) l6	1242-3	0.000	0.000	0	0	N.D. d	N.D. d
27) l6	1242-4	0.000	0.000	0	0	N.D. d	N.D. d
28) l6	1242-5	0.000	0.000	0	0	N.D. d	N.D. d
Sum	1242-1			0	0	N.D.	N.D.
Average	1242-1					0.000	0.000
29) l9	1268-1	0.000	0.000	0	0	N.D. d	N.D. d
30) l9	1268-2	0.000	0.000	0	0	N.D. d	N.D. d
31) l9	1268-3	0.000	0.000	0	0	N.D. d	N.D. d
32) l9	1268-4	0.000	0.000	0	0	N.D. d	N.D. d
33) l9	1268-5	0.000	0.000	0	0	N.D. d	N.D. d
Sum	1268-1			0	0	N.D.	N.D.
Average	1268-1					0.000	0.000
35) l7	1248-1	0.000	0.000	0	0	N.D. d	N.D. d
36) l7	1248-2	0.000	0.000	0	0	N.D. d	N.D. d
37) l7	1248-3	0.000	0.000	0	0	N.D. d	N.D. d
38) l7	1248-4	0.000	0.000	0	0	N.D. d	N.D. d
39) l7	1248-5	0.000	0.000	0	0	N.D. d	N.D. d
Sum	1248-1			0	0	N.D.	N.D.

Quantitation Report (QT Reviewed)

Data Path : I:\Pest12\190409ical\
Data File : 12190409ical-12.d
Signal(s) : Signal #1: ECD1A.ch Signal #2: ECD2B.ch
Acq On : 9 Apr 2019 6:16 am
Operator : Pest12:kb
Sample : il43262,42e,,9004
Misc : wg1224428,
ALS Vial : 11 Sample Multiplier: 1

Integration File signal 1: events1.e
Integration File signal 2: events2.e
Quant Time: Apr 09 15:51:53 2019
Quant Method : I:\Pest12\190409ical\P12_pcb_04-09-19_ICAL_ugL_.m
Quant Title : pcb
QLast Update : Tue Apr 09 15:49:11 2019
Response via : Initial Calibration
Integrator: ChemStation

Volume Inj. :
Signal #1 Phase : Signal #2 Phase:
Signal #1 Info : Signal #2 Info :

Sub List : Default - All compounds listed

Compound	RT#1	RT#2	Resp#1	Resp#2	ug/l	ug/l
Average 1248-1					0.000	0.000
41) l5 1232-1	2.645	3.144	206.0E6	322.0E6	NoCal	NoCal
42) l5 1232-2	2.877	3.463	192.7E6	337.2E6	NoCal	NoCal
43) l5 1232-3	3.203	3.850	377.0E6	630.3E6	NoCal	NoCal M2
44) l5 1232-4	3.603	4.350	168.6E6	191.1E6	NoCal M1	NoCal
45) l5 1232-5	3.939	4.650	113.9E6	174.0E6	NoCal	NoCal
Sum 1232-1			0	0	N.D.	N.D.
Average 1232-1					0.000	0.000
46) l8 1262-1	4.769	5.468	464.1E6	543.8E6	NoCal M4	NoCal M4
47) l8 1262-2	5.062	5.789	589.0E6	700.3E6	NoCal M4	NoCal M4
48) l8 1262-3	5.241	5.997	539.9E6	623.9E6	NoCal M4	NoCal M4
49) l8 1262-4	5.462	6.160	1101.0E6	1148.3E6	NoCal M4	NoCal M4
50) l8 1262-5	5.685	6.404	400.0E6	825.1E6	NoCal M4	NoCal M4
Sum 1262-1			0	0	N.D.	N.D.
Average 1262-1					0.000	0.000

SemiQuant Compounds - Not Calibrated on this Instrument

Sum 1262-1			0	0	N.D.	N.D.
Average 1262-1					0.000	0.000

(f)=RT Delta > 1/2 Window (D)=Amounts differ by > 40% (m)=manual int.
(#)=Recovery Exceeds Compound Acceptance Limits.
(I,C,F) I=Interference, C=Coelluting Calibration Peak, F=Fails CC Criteria.

Sub List : Default - All compounds listed Reviewed)

Data Path : I:\Pest12\190409ical\
Data File : 12190409ical-12.d
Signal(s) : Signal #1: ECD1A.ch Signal #2: ECD2B.ch
Acq On : 9 Apr 2019 6:16 am
Operator : Pest12:kb
Sample : il43262,42e,,9004
Misc : wg1224428,
ALS Vial : 11 Sample Multiplier: 1

Integration File signal 1: events1.e
Integration File signal 2: events2.e
Quant Time: Apr 09 15:51:53 2019
Quant Method : I:\Pest12\190409ical\P12_pcb_04-09-19_ICAL_ugL_.m
Quant Title : pcb
QLast Update : Tue Apr 09 15:49:11 2019
Response via : Initial Calibration
Integrator: ChemStation

Volume Inj. :
Signal #1 Phase : Signal #2 Phase:
Signal #1 Info : Signal #2 Info :

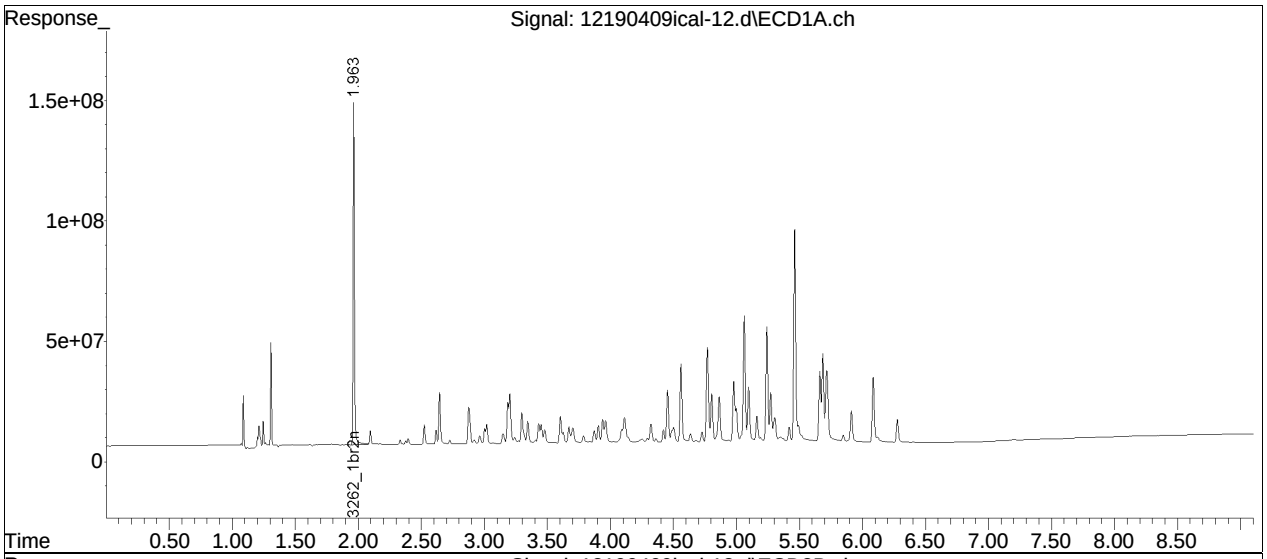

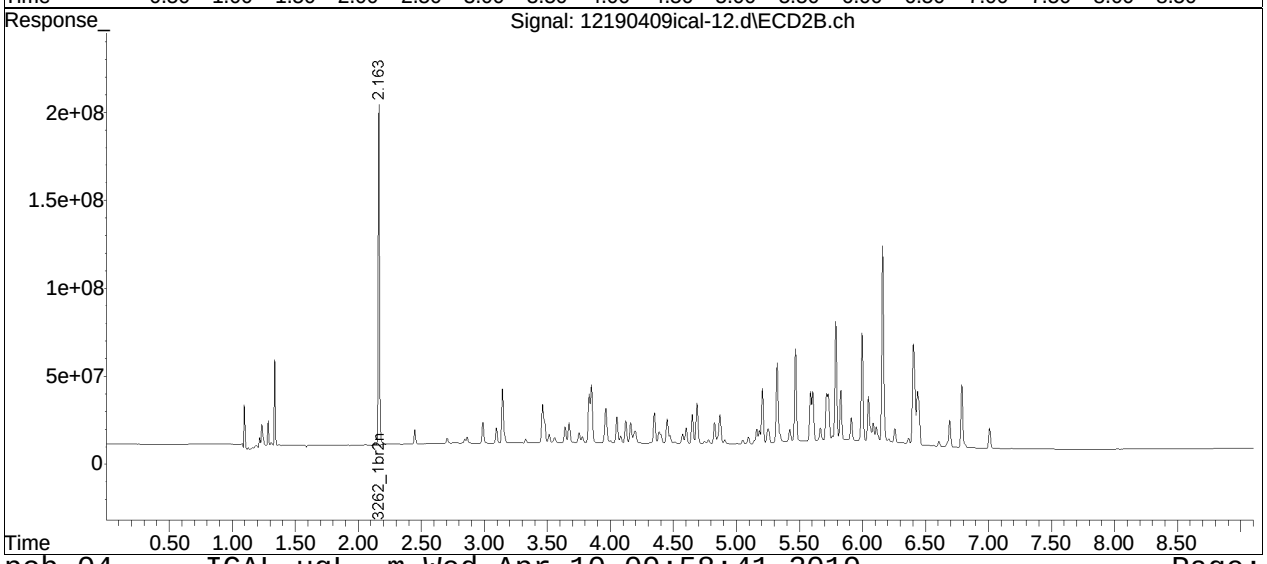

Manual Integration Report

Data Path	: I:\Pest12\190409ical\	QMethod	: P12_pcb_04-09-19_ICAL_ug
Data File	: 12190409ical-12.d	Operator	: Pest12:kb
Date Inj'd	: 4/9/2019 6:16 am	Instrument	: Pest 12
Sample	: il43262,42e,,9004	Quant Date	: 4/9/2019 3:49 pm

Compound #94: 1232-3 #2

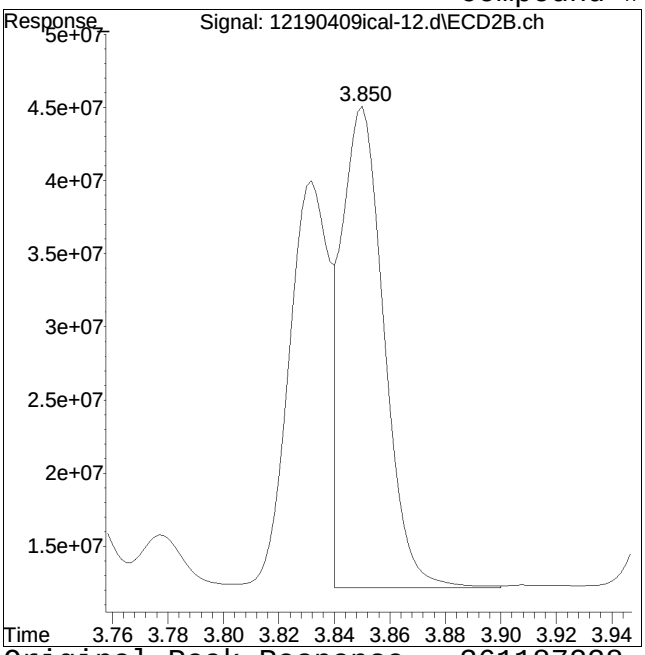

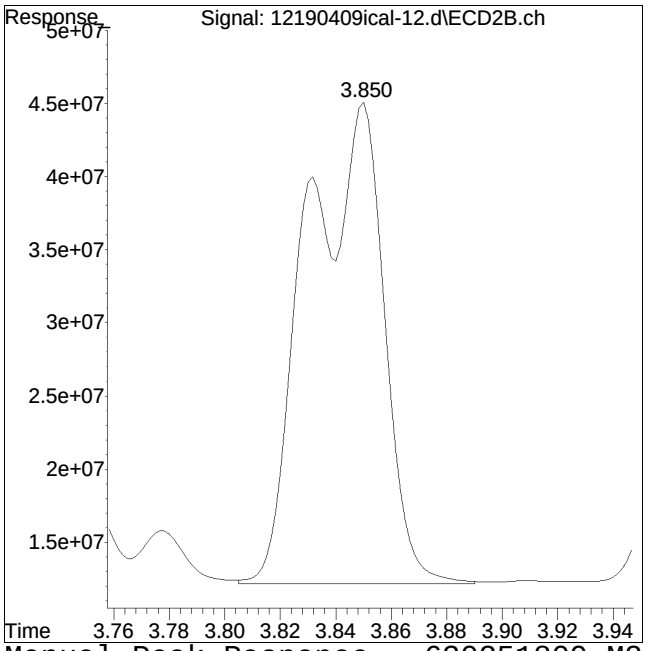

Original Peak Response = 361187228 Manual Peak Response = 630251809 M2
M2 = Peak not found by automatic integration algorithm.

Manual Integration Report

Data Path	: I:\Pest12\190409ical\	QMethod	: P12_pcb_04-09-19_ICAL_ug
Data File	: 12190409ical-12.d	Operator	: Pest12:kb
Date Inj'd	: 4/9/2019 6:16 am	Instrument	: Pest 12
Sample	: il43262,42e,,9004	Quant Date	: 4/9/2019 3:49 pm

Compound #44: 1232-4

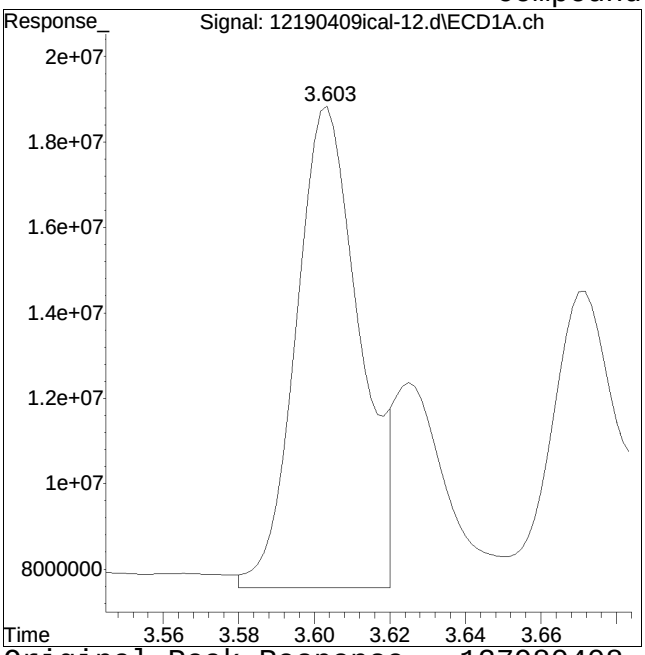

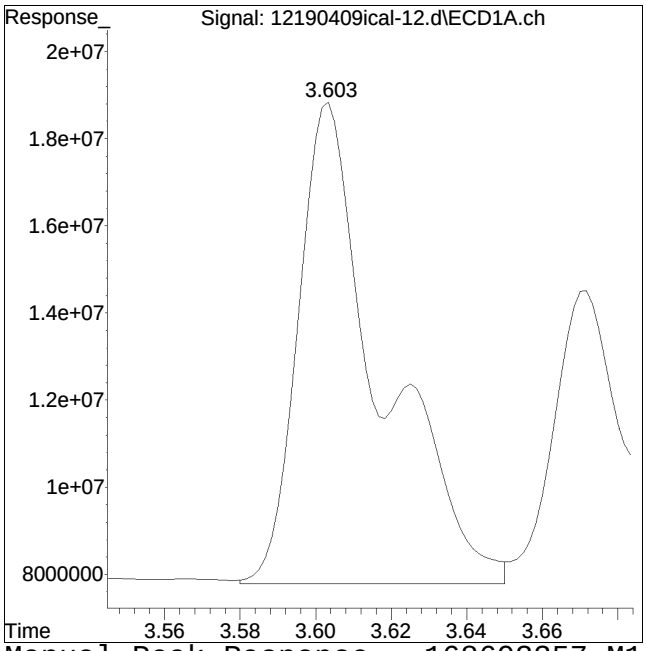

Original Peak Response = 127980408 Manual Peak Response = 168603357 M1
M1 = Split or tailing peak, auto integration stopped early resulting in false low area count.

Manual Integration Report

Data Path	: I:\Pest12\190409ical\	QMethod	: P12_pcb_04-09-19_ICAL_ug
Data File	: 12190409ical-12.d	Operator	: Pest12:kb
Date Inj'd	: 4/9/2019 6:16 am	Instrument	: Pest 12
Sample	: il43262,42e,,9004	Quant Date	: 4/9/2019 3:49 pm

Compound #46: 1262-1

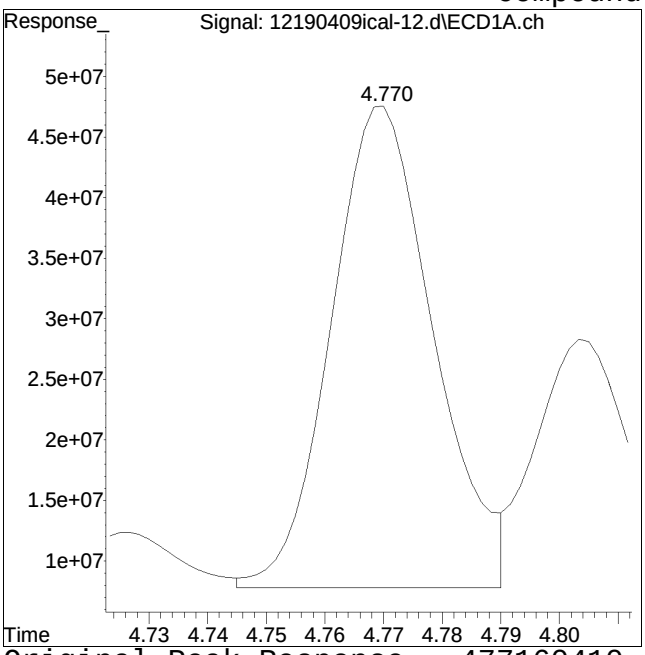

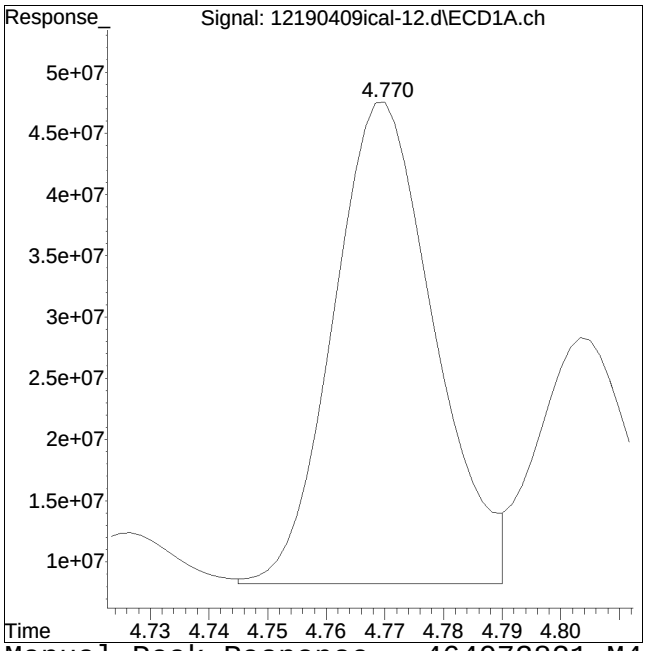

Original Peak Response = 477160410 Manual Peak Response = 464073821 M4
M4 = Poor automated baseline construction.

Manual Integration Report

Data Path	: I:\Pest12\190409ical\	QMethod	: P12_pcb_04-09-19_ICAL_ug
Data File	: 12190409ical-12.d	Operator	: Pest12:kb
Date Inj'd	: 4/9/2019 6:16 am	Instrument	: Pest 12
Sample	: il43262,42e,,9004	Quant Date	: 4/9/2019 3:49 pm

Compound #97: 1262-1 #2

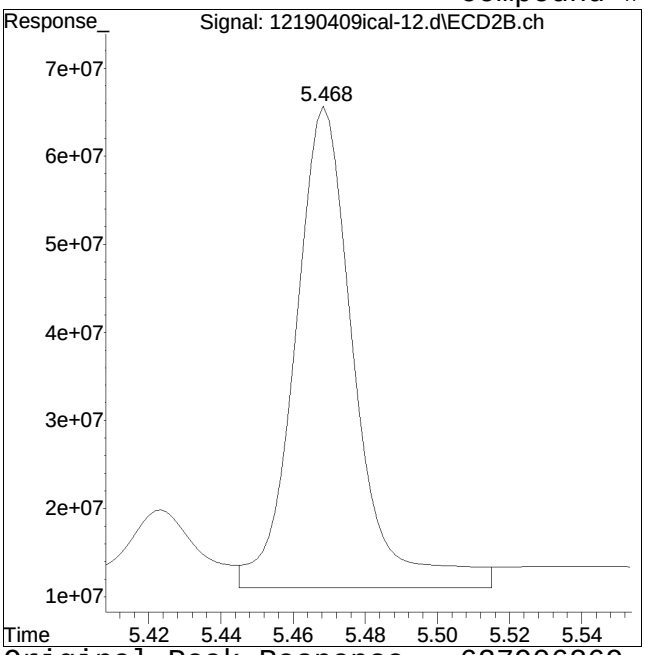

Original Peak Response = 627906269

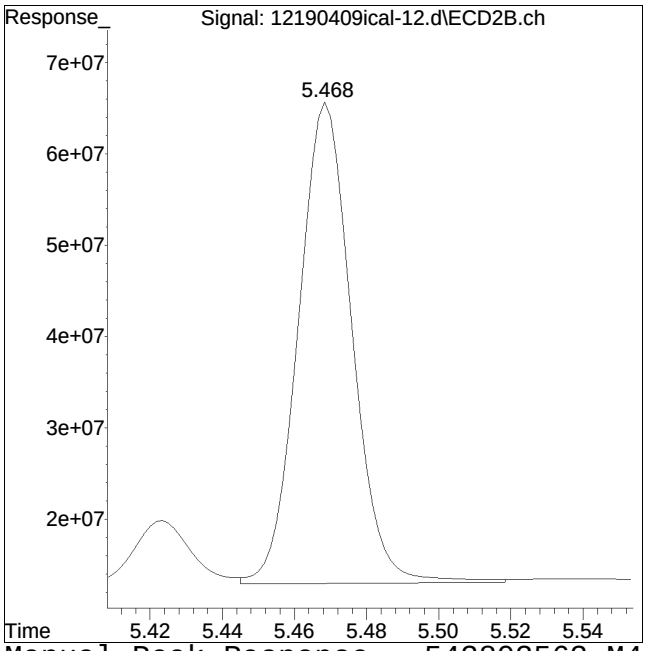

Manual Peak Response = 543803563 M4

M4 = Poor automated baseline construction.

Manual Integration Report

Data Path	: I:\Pest12\190409ical\	QMethod	: P12_pcb_04-09-19_ICAL_ug
Data File	: 12190409ical-12.d	Operator	: Pest12:kb
Date Inj'd	: 4/9/2019 6:16 am	Instrument	: Pest 12
Sample	: il43262,42e,,9004	Quant Date	: 4/9/2019 3:49 pm

Compound #47: 1262-2

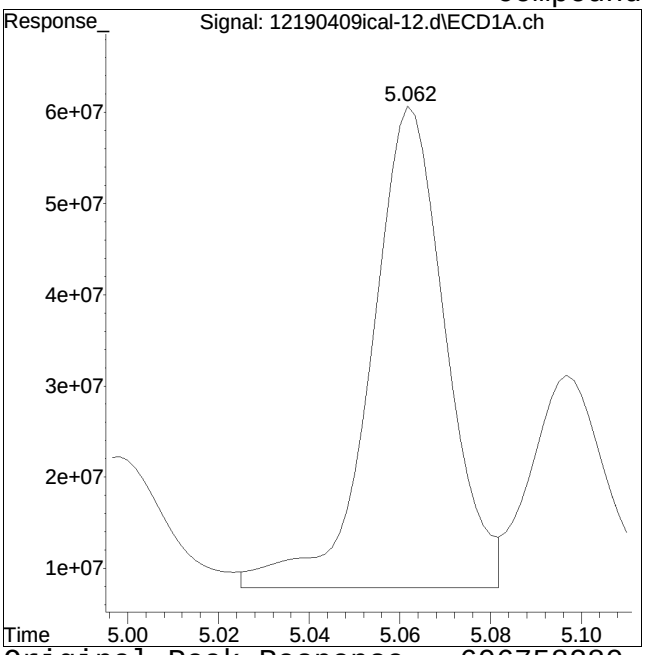

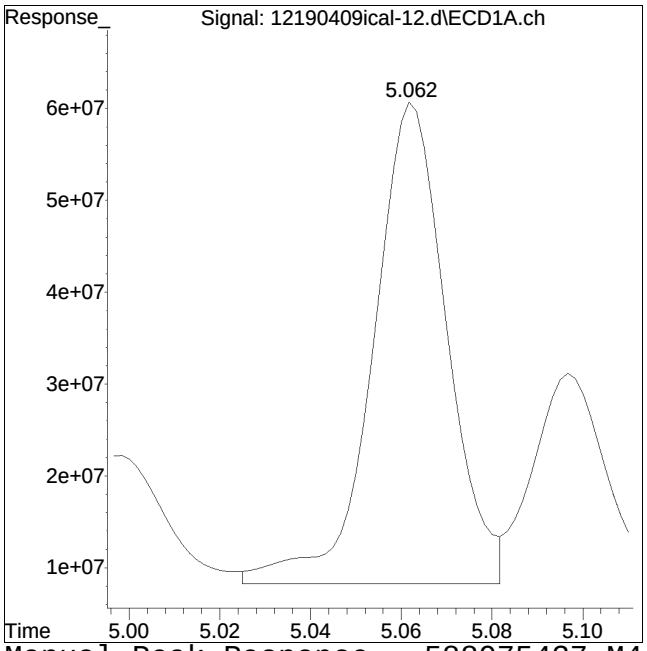

Original Peak Response = 606758280 Manual Peak Response = 588975437 M4
M4 = Poor automated baseline construction.

Manual Integration Report

Data Path	: I:\Pest12\190409ical\	QMethod	: P12_pcb_04-09-19_ICAL_ug
Data File	: 12190409ical-12.d	Operator	: Pest12:kb
Date Inj'd	: 4/9/2019 6:16 am	Instrument	: Pest 12
Sample	: il43262,42e,,9004	Quant Date	: 4/9/2019 3:49 pm

Compound #98: 1262-2 #2

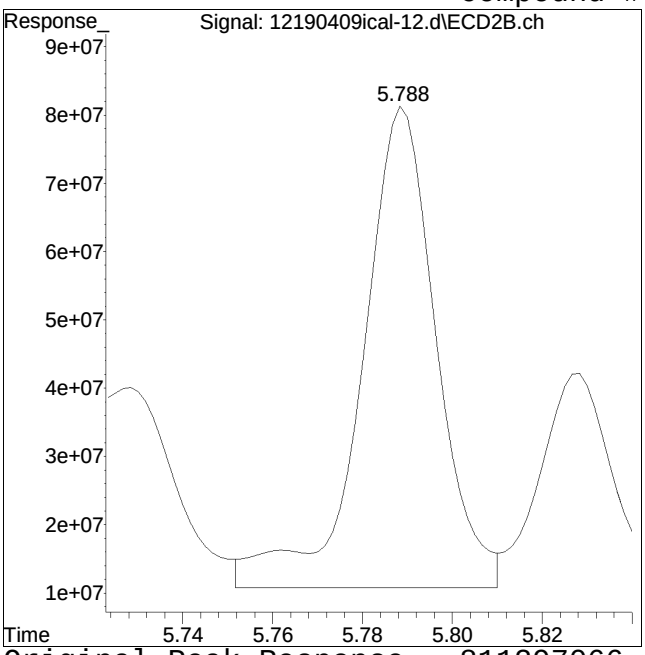

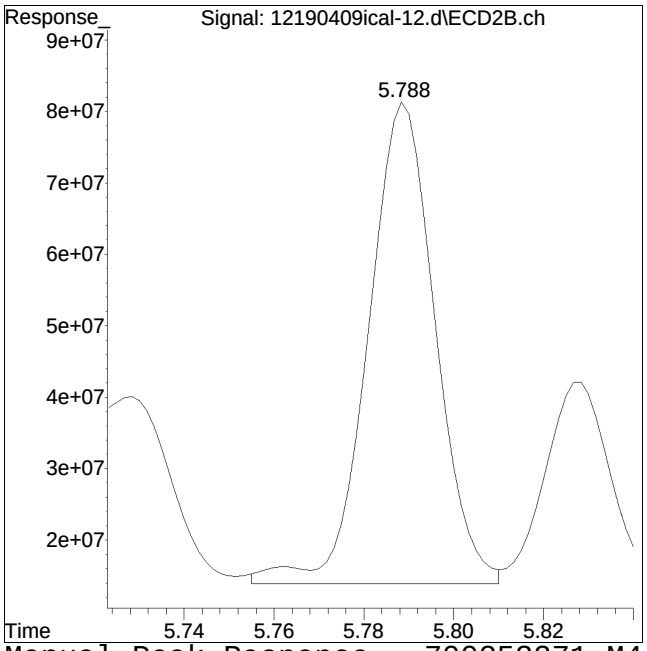

Original Peak Response = 811297066 Manual Peak Response = 700253271 M4
M4 = Poor automated baseline construction.

Manual Integration Report

Data Path	: I:\Pest12\190409ical\	QMethod	: P12_pcb_04-09-19_ICAL_ug
Data File	: 12190409ical-12.d	Operator	: Pest12:kb
Date Inj'd	: 4/9/2019 6:16 am	Instrument	: Pest 12
Sample	: il43262,42e,,9004	Quant Date	: 4/9/2019 3:49 pm

Compound #48: 1262-3

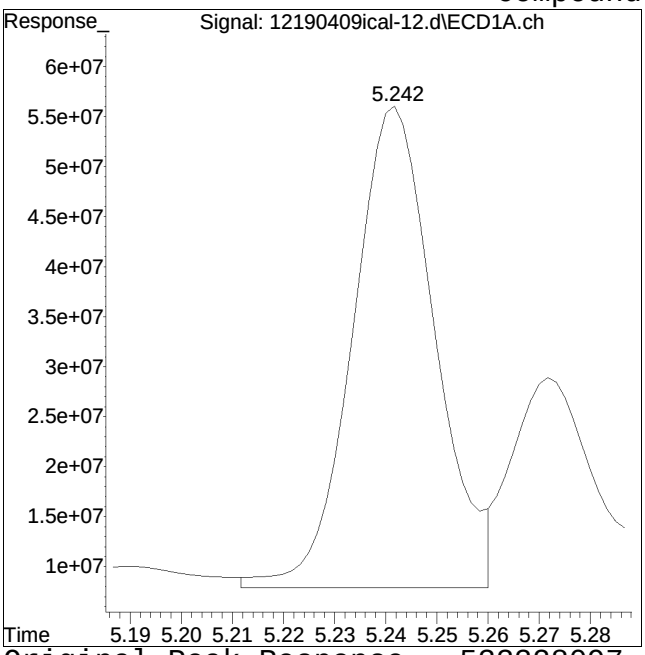

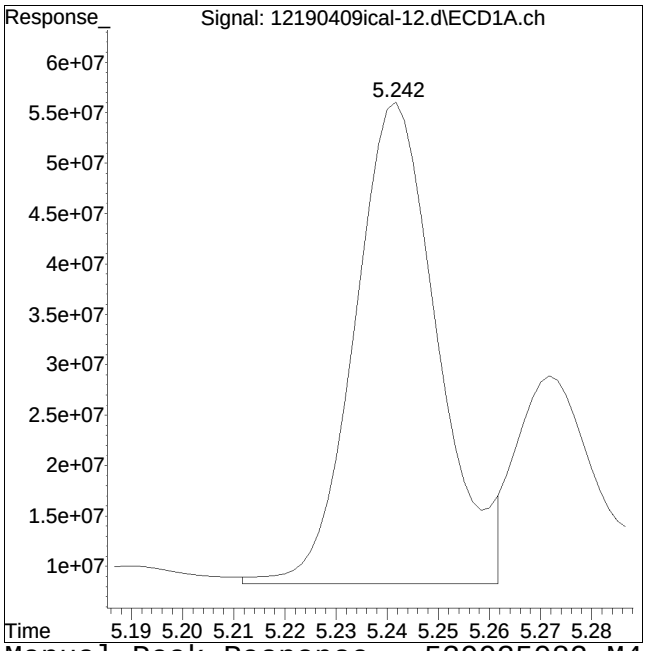

Original Peak Response = 533328097 Manual Peak Response = 539935082 M4
M4 = Poor automated baseline construction.

Manual Integration Report

Data Path	: I:\Pest12\190409ical\	QMethod	: P12_pcb_04-09-19_ICAL_ug
Data File	: 12190409ical-12.d	Operator	: Pest12:kb
Date Inj'd	: 4/9/2019 6:16 am	Instrument	: Pest 12
Sample	: il43262,42e,,9004	Quant Date	: 4/9/2019 3:49 pm

Compound #99: 1262-3 #2

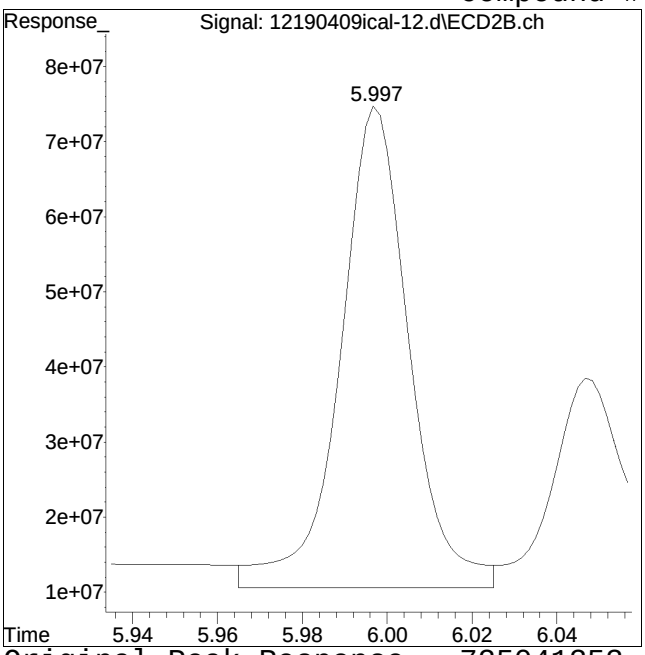

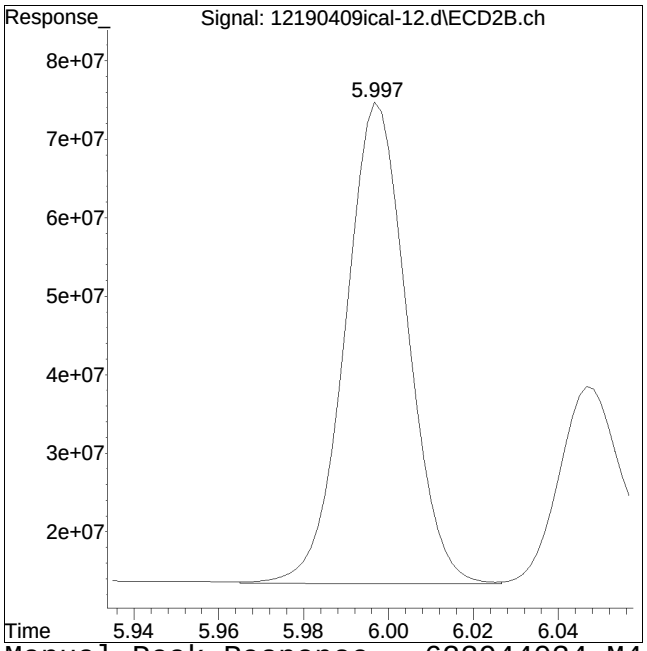

Original Peak Response = 725041353 Manual Peak Response = 623944034 M4
M4 = Poor automated baseline construction.

Manual Integration Report

Data Path	: I:\Pest12\190409ical\	QMethod	: P12_pcb_04-09-19_ICAL_ug
Data File	: 12190409ical-12.d	Operator	: Pest12:kb
Date Inj'd	: 4/9/2019 6:16 am	Instrument	: Pest 12
Sample	: il43262,42e,,9004	Quant Date	: 4/9/2019 3:49 pm

Compound #49: 1262-4

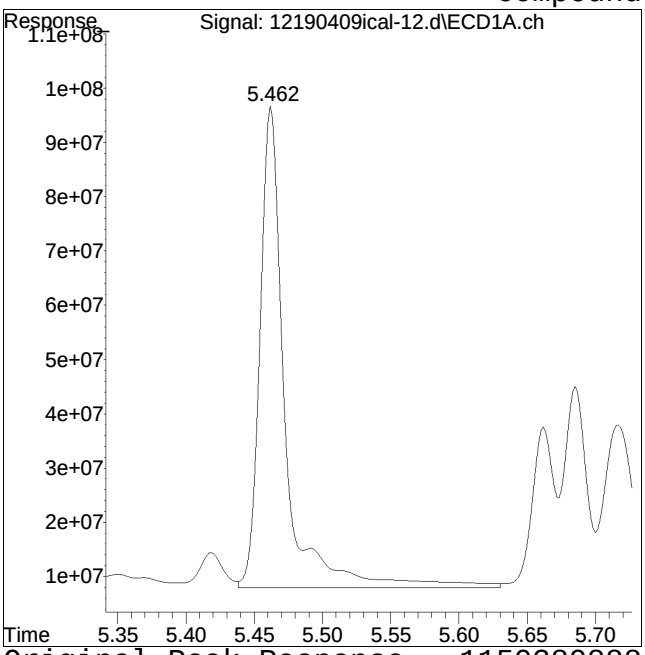

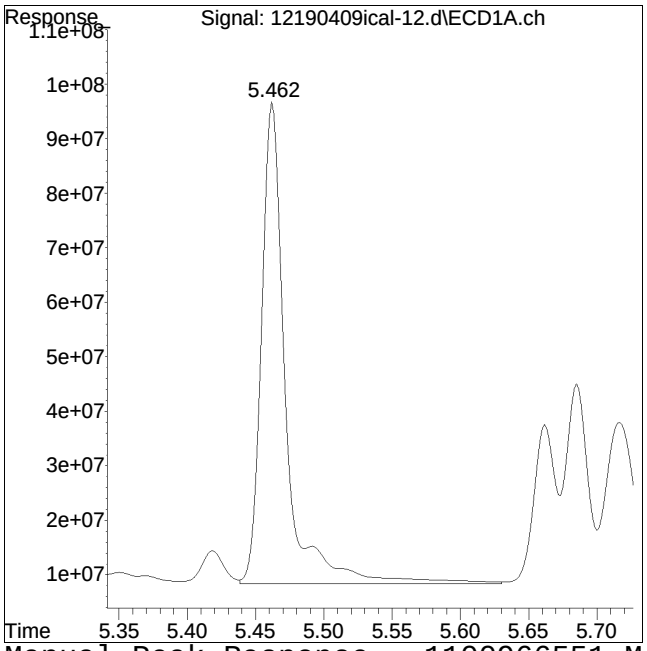

Original Peak Response = 1150389888 Manual Peak Response = 1100966551 M4
M4 = Poor automated baseline construction.

Manual Integration Report

Data Path	: I:\Pest12\190409ical\	QMethod	: P12_pcb_04-09-19_ICAL_ug
Data File	: 12190409ical-12.d	Operator	: Pest12:kb
Date Inj'd	: 4/9/2019 6:16 am	Instrument	: Pest 12
Sample	: il43262,42e,,9004	Quant Date	: 4/9/2019 3:49 pm

Compound #100: 1262-4 #2

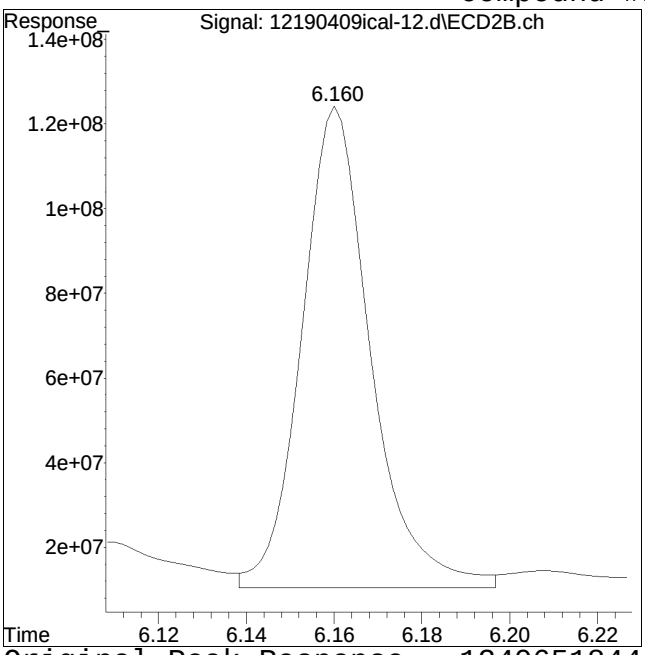

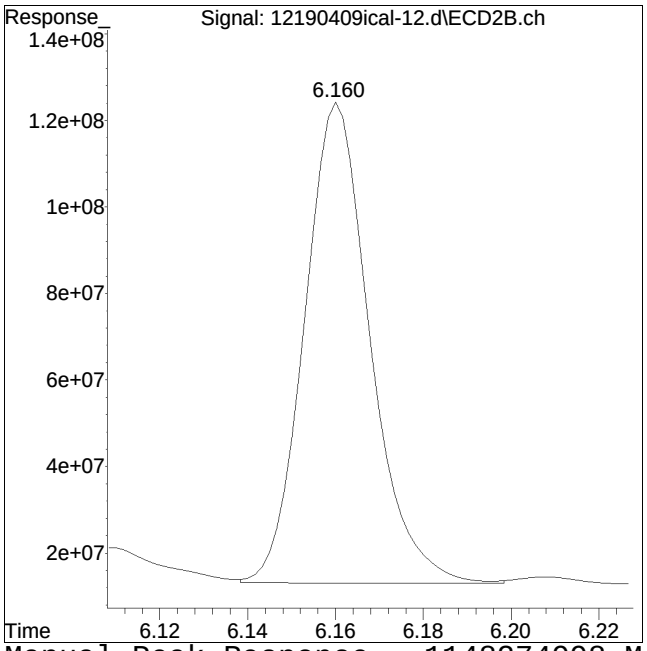

Original Peak Response = 1240651844 Manual Peak Response = 1148274998 M4
M4 = Poor automated baseline construction.

Manual Integration Report

Data Path	: I:\Pest12\190409ical\	QMethod	: P12_pcb_04-09-19_ICAL_ug
Data File	: 12190409ical-12.d	Operator	: Pest12:kb
Date Inj'd	: 4/9/2019 6:16 am	Instrument	: Pest 12
Sample	: il43262,42e,,9004	Quant Date	: 4/9/2019 3:49 pm

Compound #50: 1262-5

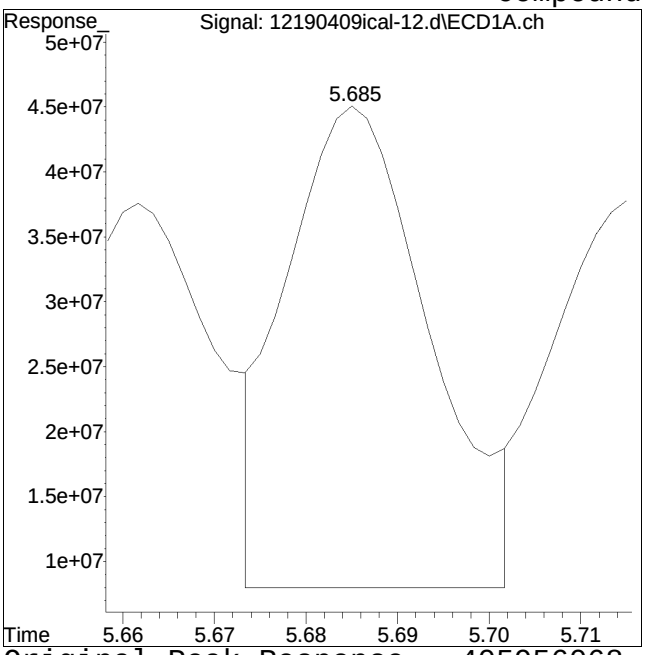

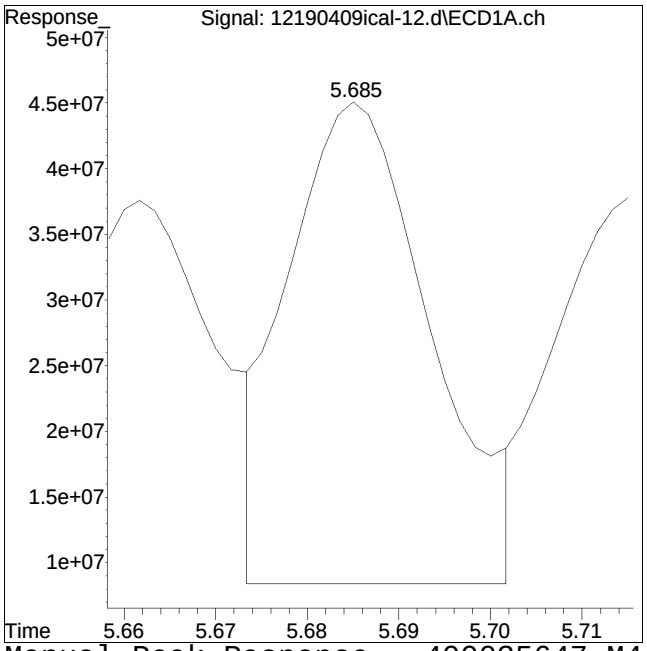

Original Peak Response = 405956068 Manual Peak Response = 400035647 M4
M4 = Poor automated baseline construction.

Manual Integration Report

Data Path	: I:\Pest12\190409ical\	QMethod	: P12_pcb_04-09-19_ICAL_ug
Data File	: 12190409ical-12.d	Operator	: Pest12:kb
Date Inj'd	: 4/9/2019 6:16 am	Instrument	: Pest 12
Sample	: il43262,42e,,9004	Quant Date	: 4/9/2019 3:49 pm

Compound #101: 1262-5 #2

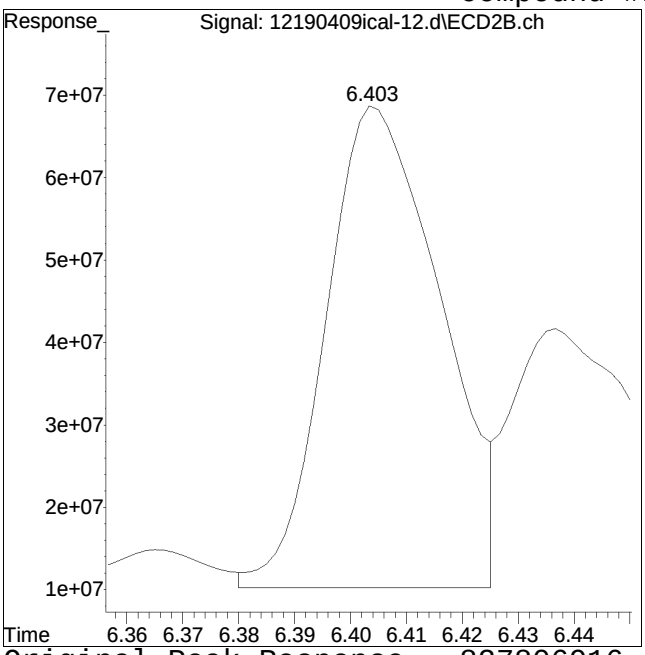

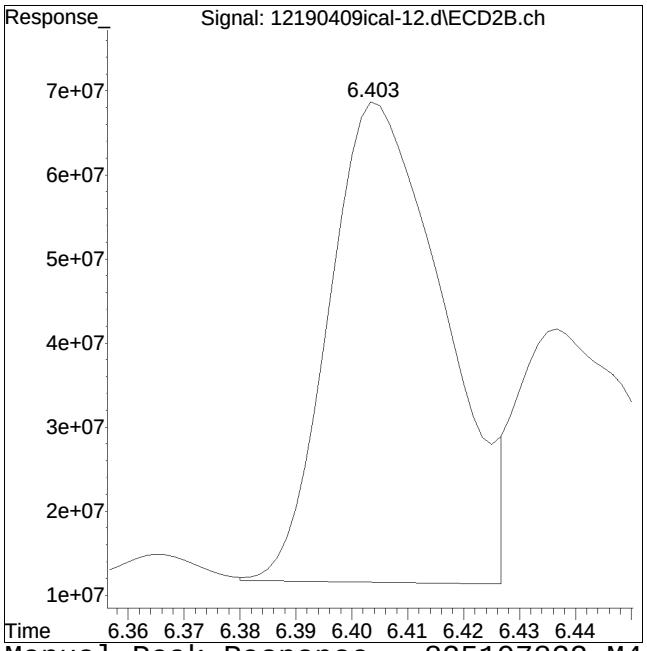

Original Peak Response = 827806916 Manual Peak Response = 825107832 M4
M4 = Poor automated baseline construction.

Quantitation Report (QT Reviewed)

Data Path : I:\Pest12\190409ical\
Data File : 12190409ical-13.d
Signal(s) : Signal #1: ECD1A.ch Signal #2: ECD2B.ch
Acq On : 9 Apr 2019 6:29 am
Operator : Pest12:kb
Sample : il53262,42e,,9003
Misc : wg1224428,
ALS Vial : 12 Sample Multiplier: 1

Integration File signal 1: events1.e
Integration File signal 2: events2.e
Quant Time: Apr 09 15:58:50 2019
Quant Method : I:\Pest12\190409ical\P12_pcb_04-09-19_ICAL_ugL_.m
Quant Title : pcb
QLast Update : Tue Apr 09 15:55:36 2019
Response via : Initial Calibration
Integrator: ChemStation

Volume Inj. :
Signal #1 Phase : Signal #2 Phase:
Signal #1 Info : Signal #2 Info :

Sub List : Default - All compounds listed

	Compound	RT#1	RT#2	Resp#1	Resp#2	ug/l	ug/l
	Internal Standards						
1) i	1660_1br2nb	0.000	0.000	0	0	N.D. d	N.D. d
14) i	2154_1br2nb	0.000	0.000	0	0	N.D. d	N.D. d
23) i	4268_1br2nb	0.000	0.000	0	0	N.D. d	N.D. d
34) i	1248_1br2nb	0.000	0.000	0	0	N.D. d	N.D. d
40) i	3262_1br2nb	1.965	2.163	885.9E6	1214.3E6	250.000	250.000M4
	System Monitoring Compounds						
2) s	2,4,5,6-Tetr	0.000	0.000	0	0	N.D. d	N.D. d
Spiked Amount	500.000	Range	30 - 150	Recovery	=	0.00%#	0.00%#
3) s	Decachlorobi	0.000	0.000	0	0	N.D. d	N.D. d
Spiked Amount	500.000	Range	30 - 150	Recovery	=	0.00%#	0.00%#
	Target Compounds						
4) l1	1016-1	0.000	0.000	0	0	N.D. d	N.D. d
5) l1	1016-2	0.000	0.000	0	0	N.D. d	N.D. d
6) l1	1016-3	0.000	0.000	0	0	N.D. d	N.D. d
7) l1	1016-4	0.000	0.000	0	0	N.D. d	N.D. d
8) l1	1016-5	0.000	0.000	0	0	N.D. d	N.D. d
Sum	1016-1			0	0	N.D.	N.D.
Average	1016-1					0.000	0.000
9) l2	1260-1	0.000	0.000	0	0	N.D. d	N.D. d
10) l2	1260-2	0.000	0.000	0	0	N.D. d	N.D. d
11) l2	1260-3	0.000	0.000	0	0	N.D. d	N.D. d
12) l2	1260-4	0.000	0.000	0	0	N.D. d	N.D. d
13) l2	1260-5	0.000	0.000	0	0	N.D. d	N.D. d
Sum	1260-1			0	0	N.D.	N.D.
Average	1260-1					0.000	0.000
15) l3	1221-1	0.000	0.000	0	0	N.D. d	N.D. d
16) l3	1221-2	0.000	0.000	0	0	N.D. d	N.D. d
17) l3	1221-3	0.000	0.000	0	0	N.D. d	N.D. d

Quantitation Report (QT Reviewed)

Data Path : I:\Pest12\190409ical\
Data File : 12190409ical-13.d
Signal(s) : Signal #1: ECD1A.ch Signal #2: ECD2B.ch
Acq On : 9 Apr 2019 6:29 am
Operator : Pest12:kb
Sample : il53262,42e,,9003
Misc : wg1224428,
ALS Vial : 12 Sample Multiplier: 1

Integration File signal 1: events1.e
Integration File signal 2: events2.e
Quant Time: Apr 09 15:58:50 2019
Quant Method : I:\Pest12\190409ical\P12_pcb_04-09-19_ICAL_ugL_.m
Quant Title : pcb
QLast Update : Tue Apr 09 15:55:36 2019
Response via : Initial Calibration
Integrator: ChemStation

Volume Inj. :
Signal #1 Phase : Signal #2 Phase:
Signal #1 Info : Signal #2 Info :

Sub List : Default - All compounds listed

	Compound	RT#1	RT#2	Resp#1	Resp#2	ug/l	ug/l
Sum	1221-1			0	0	N.D.	N.D.
Average	1221-1					0.000	0.000
18) l4	1254-1	0.000	0.000	0	0	N.D. d	N.D. d
19) l4	1254-2	0.000	0.000	0	0	N.D. d	N.D. d
20) l4	1254-3	0.000	0.000	0	0	N.D. d	N.D. d
21) l4	1254-4	0.000	0.000	0	0	N.D. d	N.D. d
22) l4	1254-5	0.000	0.000	0	0	N.D. d	N.D. d
Sum	1254-1			0	0	N.D.	N.D.
Average	1254-1					0.000	0.000
24) l6	1242-1	0.000	0.000	0	0	N.D. d	N.D. d
25) l6	1242-2	0.000	0.000	0	0	N.D. d	N.D. d
26) l6	1242-3	0.000	0.000	0	0	N.D. d	N.D. d
27) l6	1242-4	0.000	0.000	0	0	N.D. d	N.D. d
28) l6	1242-5	0.000	0.000	0	0	N.D. d	N.D. d
Sum	1242-1			0	0	N.D.	N.D.
Average	1242-1					0.000	0.000
29) l9	1268-1	0.000	0.000	0	0	N.D. d	N.D. d
30) l9	1268-2	0.000	0.000	0	0	N.D. d	N.D. d
31) l9	1268-3	0.000	0.000	0	0	N.D. d	N.D. d
32) l9	1268-4	0.000	0.000	0	0	N.D. d	N.D. d
33) l9	1268-5	0.000	0.000	0	0	N.D. d	N.D. d
Sum	1268-1			0	0	N.D.	N.D.
Average	1268-1					0.000	0.000
35) l7	1248-1	0.000	0.000	0	0	N.D. d	N.D. d
36) l7	1248-2	0.000	0.000	0	0	N.D. d	N.D. d
37) l7	1248-3	0.000	0.000	0	0	N.D. d	N.D. d
38) l7	1248-4	0.000	0.000	0	0	N.D. d	N.D. d
39) l7	1248-5	0.000	0.000	0	0	N.D. d	N.D. d
Sum	1248-1			0	0	N.D.	N.D.

Quantitation Report (QT Reviewed)

Data Path : I:\Pest12\190409ical\
Data File : 12190409ical-13.d
Signal(s) : Signal #1: ECD1A.ch Signal #2: ECD2B.ch
Acq On : 9 Apr 2019 6:29 am
Operator : Pest12:kb
Sample : il53262,42e,,9003
Misc : wg1224428,
ALS Vial : 12 Sample Multiplier: 1

Integration File signal 1: events1.e
Integration File signal 2: events2.e
Quant Time: Apr 09 15:58:50 2019
Quant Method : I:\Pest12\190409ical\P12_pcb_04-09-19_ICAL_ugL_.m
Quant Title : pcb
QLast Update : Tue Apr 09 15:55:36 2019
Response via : Initial Calibration
Integrator: ChemStation

Volume Inj. :
Signal #1 Phase : Signal #2 Phase:
Signal #1 Info : Signal #2 Info :

Sub List : Default - All compounds listed

	Compound	RT#1	RT#2	Resp#1	Resp#2	ug/l	ug/l
Average	1248-1					0.000	0.000
41) l5	1232-1	2.645	3.145	328.3E6	523.5E6	4406.387	4399.521
42) l5	1232-2	2.878	3.464	313.8E6	551.4E6	4564.323	4359.695
43) l5	1232-3	3.203	3.851	617.7E6	1037.6E6	4630.740	4492.361M1
44) l5	1232-4	3.603	4.351	273.8E6	310.9E6	4661.327M1	4456.901M4
45) l5	1232-5	3.939	4.651	186.0E6	289.5E6	4698.764	4609.683M4
Sum	1232-1			1719.6E6	2713.0E6	22961.541	22318.162
Average	1232-1					4592.308	4463.632
46) l8	1262-1	4.769	5.470	775.6E6	915.7E6	4662.095M4	4639.760M4
47) l8	1262-2	5.062	5.789	976.6E6	1180.5E6	4642.154M4	4649.281M4
48) l8	1262-3	5.242	5.999	862.5E6	1073.1E6	4591.394M4	4734.567M4
49) l8	1262-4	5.461	6.162	1803.9E6	1984.7E6	4670.778M4	4810.081M4
50) l8	1262-5	5.685	6.406	638.9E6	1354.2E6	4631.313M4	4635.146M4
Sum	1262-1			5057.5E6	6508.1E6	23197.734	23468.836
Average	1262-1					4639.547	4693.767

SemiQuant Compounds - Not Calibrated on this Instrument

Sum	1262-1			5057.5E6	6508.1E6	23197.734	23468.836
Average	1262-1					4639.547	4693.767

(f)=RT Delta > 1/2 Window (D)=Amounts differ by > 40% (m)=manual int.
(#)=Recovery Exceeds Compound Acceptance Limits.

Quantitation Report (QT Reviewed)

Data Path : I:\Pest12\190409ical\
Data File : 12190409ical-13.d
Signal(s) : Signal #1: ECD1A.ch Signal #2: ECD2B.ch
Acq On : 9 Apr 2019 6:29 am
Operator : Pest12:kb
Sample : il53262,42e,,9003
Misc : wg1224428,
ALS Vial : 12 Sample Multiplier: 1

Integration File signal 1: events1.e
Integration File signal 2: events2.e
Quant Time: Apr 09 15:58:50 2019
Quant Method : I:\Pest12\190409ical\P12_pcb_04-09-19_ICAL_ugL_.m
Quant Title : pcb
QLast Update : Tue Apr 09 15:55:36 2019
Response via : Initial Calibration
Integrator: ChemStation

Volume Inj. :
Signal #1 Phase : Signal #2 Phase:
Signal #1 Info : Signal #2 Info :

Sub List : Default - All compounds listed

Compound	RT#1	RT#2	Resp#1	Resp#2	ug/l	ug/l

(I,C,F) I=Interference, C=Coelluting Calibration Peak, F=Fails CC Criteria.

Sub List : Default - All compounds listed Reviewed)

Data Path : I:\Pest12\190409ical\
Data File : 12190409ical-13.d
Signal(s) : Signal #1: ECD1A.ch Signal #2: ECD2B.ch
Acq On : 9 Apr 2019 6:29 am
Operator : Pest12:kb
Sample : il53262,42e,,9003
Misc : wg1224428,
ALS Vial : 12 Sample Multiplier: 1

Integration File signal 1: events1.e
Integration File signal 2: events2.e
Quant Time: Apr 09 15:58:50 2019
Quant Method : I:\Pest12\190409ical\P12_pcb_04-09-19_ICAL_ugL_.m
Quant Title : pcb
QLast Update : Tue Apr 09 15:55:36 2019
Response via : Initial Calibration
Integrator: ChemStation

Volume Inj. :
Signal #1 Phase : Signal #2 Phase:
Signal #1 Info : Signal #2 Info :

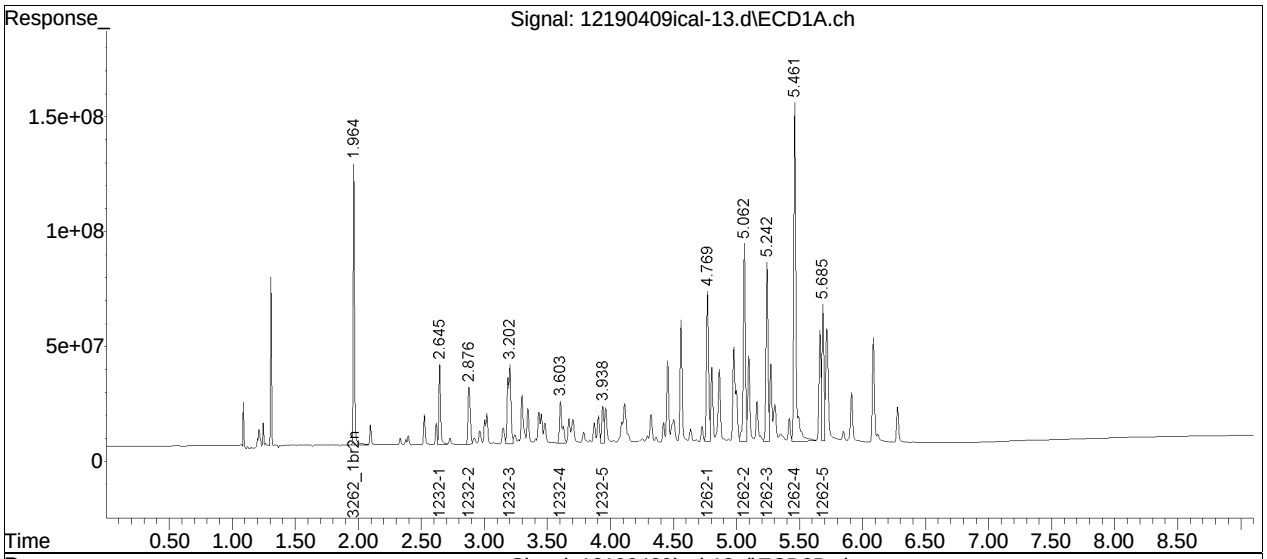

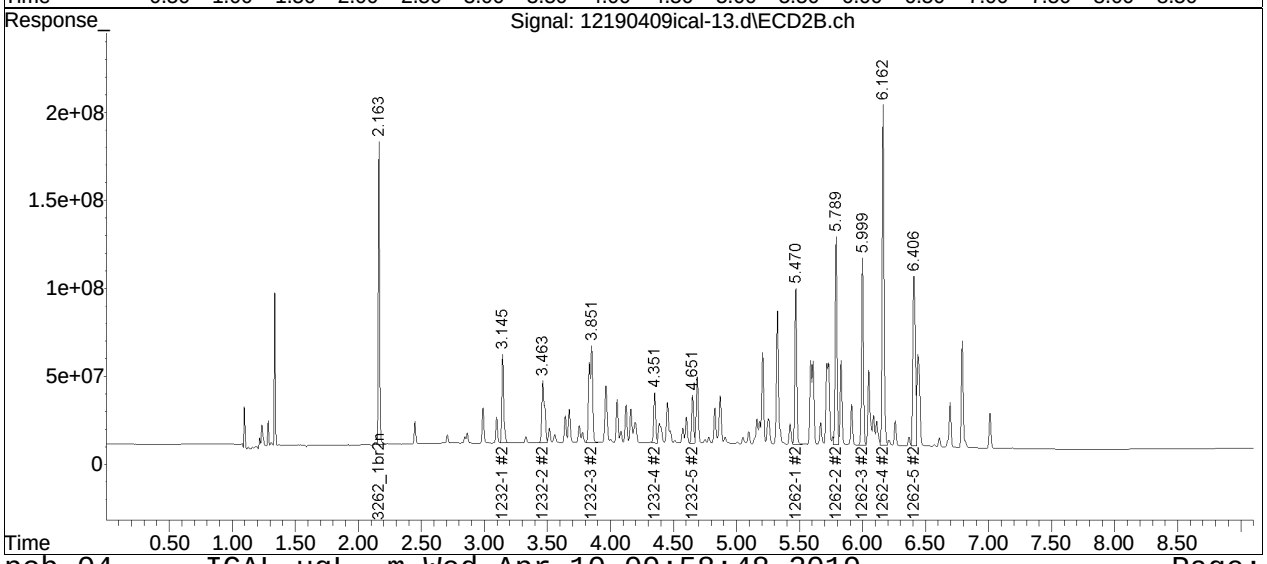

Manual Integration Report

Data Path	: I:\Pest12\190409ical\	QMethod	: P12_pcb_04-09-19_ICAL_ug
Data File	: 12190409ical-13.d	Operator	: Pest12:kb
Date Inj'd	: 4/9/2019 6:29 am	Instrument	: Pest 12
Sample	: il53262,42e,,9003	Quant Date	: 4/9/2019 3:55 pm

Compound #94: 1232-3 #2

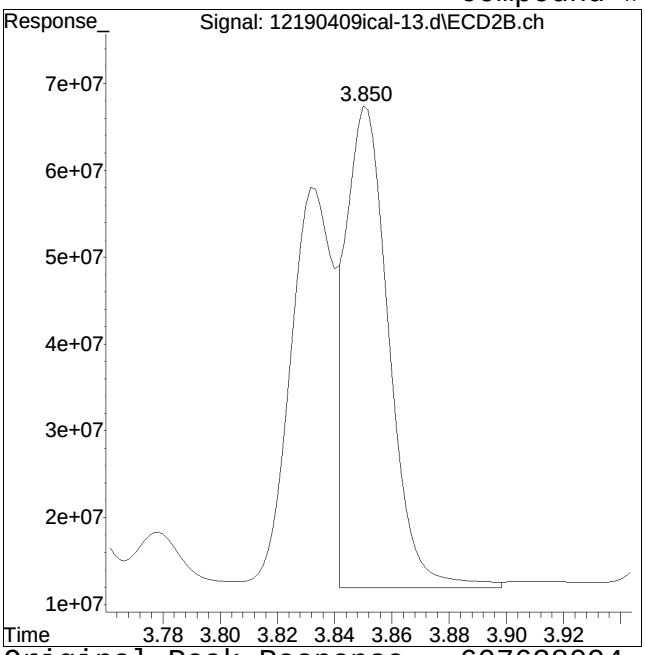

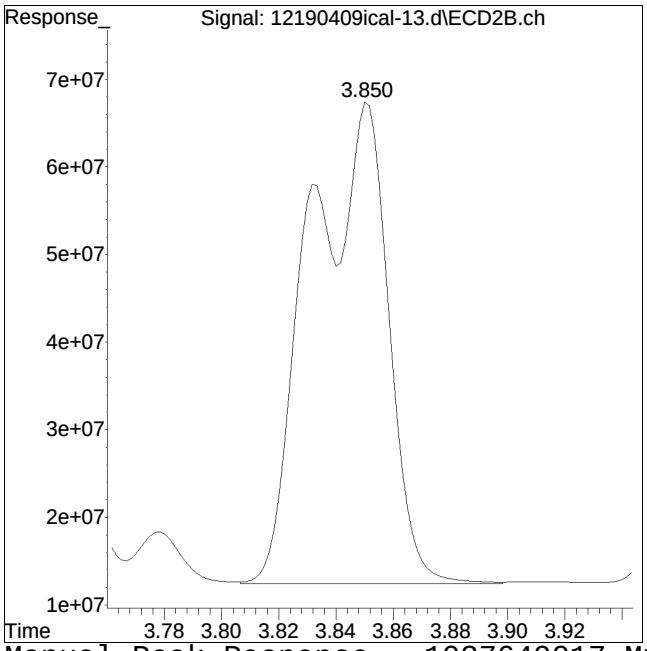

Original Peak Response = 607638094 Manual Peak Response = 1037649017 M1
M1 = Split or tailing peak, auto integration stopped early resulting in false low area count.

Manual Integration Report

Data Path	: I:\Pest12\190409ical\	QMethod	: P12_pcb_04-09-19_ICAL_ug
Data File	: 12190409ical-13.d	Operator	: Pest12:kb
Date Inj'd	: 4/9/2019 6:29 am	Instrument	: Pest 12
Sample	: il53262,42e,,9003	Quant Date	: 4/9/2019 3:55 pm

Compound #44: 1232-4

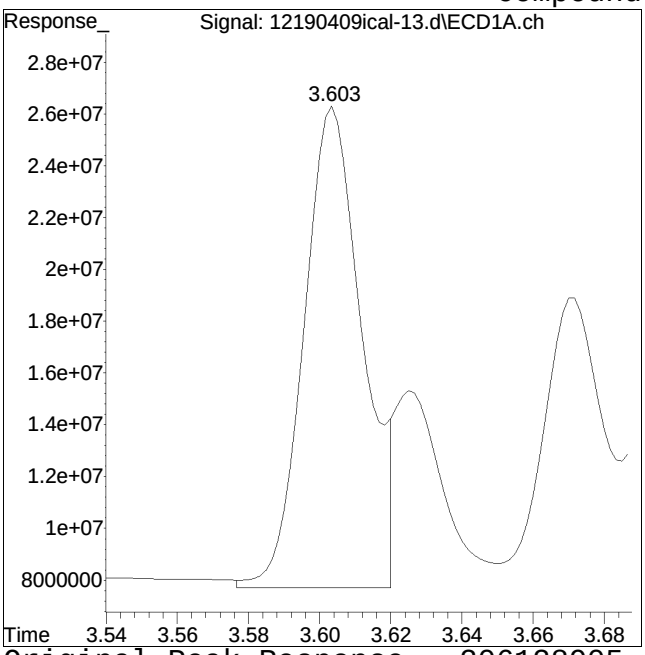

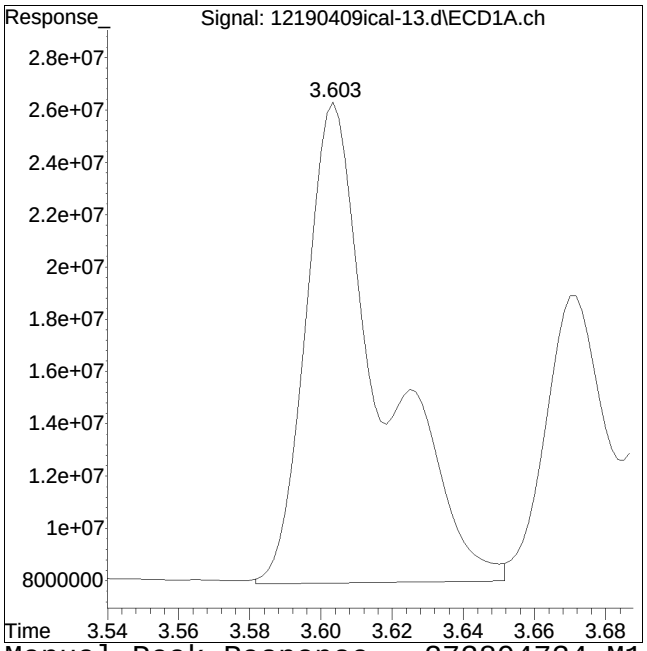

Original Peak Response = 206128905 Manual Peak Response = 273804734 M1
M1 = Split or tailing peak, auto integration stopped early resulting in false low area count.

Manual Integration Report

Data Path	: I:\Pest12\190409ical\	QMethod	: P12_pcb_04-09-19_ICAL_ug
Data File	: 12190409ical-13.d	Operator	: Pest12:kb
Date Inj'd	: 4/9/2019 6:29 am	Instrument	: Pest 12
Sample	: il53262,42e,,9003	Quant Date	: 4/9/2019 3:55 pm

Compound #95: 1232-4 #2

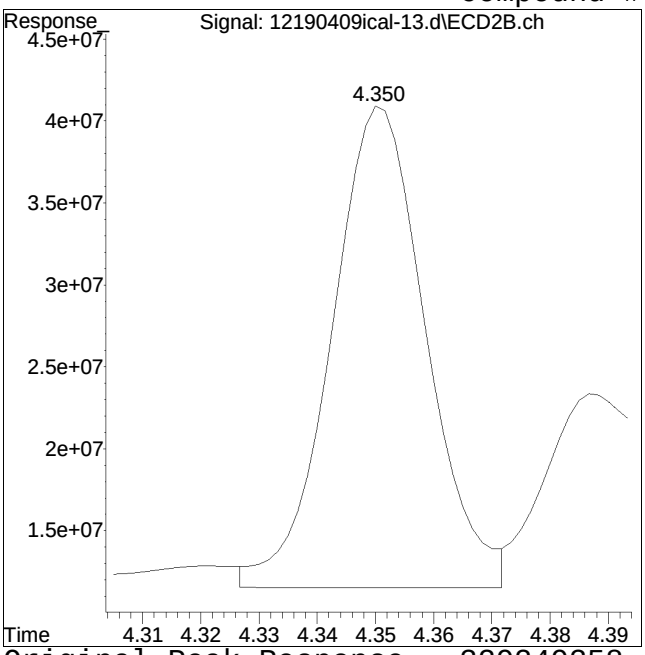

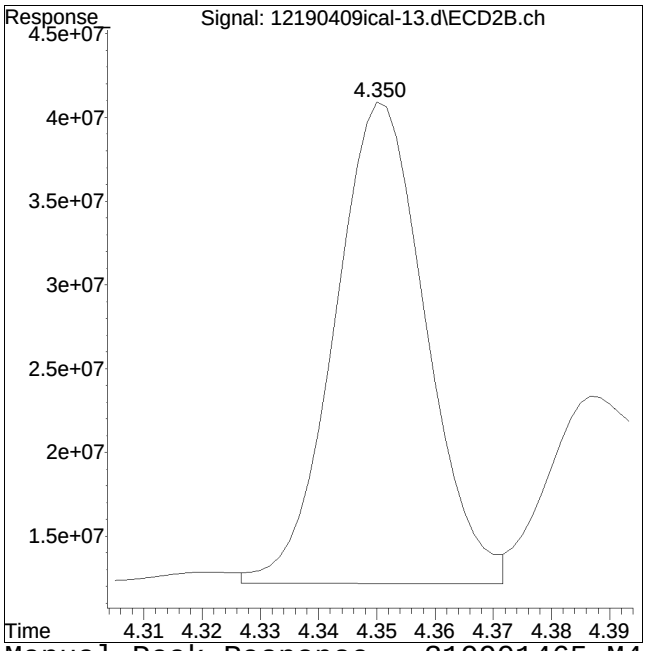

Original Peak Response = 329249358 Manual Peak Response = 310901465 M4
M4 = Poor automated baseline construction.

Manual Integration Report

Data Path	: I:\Pest12\190409ical\	QMethod	: P12_pcb_04-09-19_ICAL_ug
Data File	: 12190409ical-13.d	Operator	: Pest12:kb
Date Inj'd	: 4/9/2019 6:29 am	Instrument	: Pest 12
Sample	: il53262,42e,,9003	Quant Date	: 4/9/2019 3:55 pm

Compound #96: 1232-5 #2

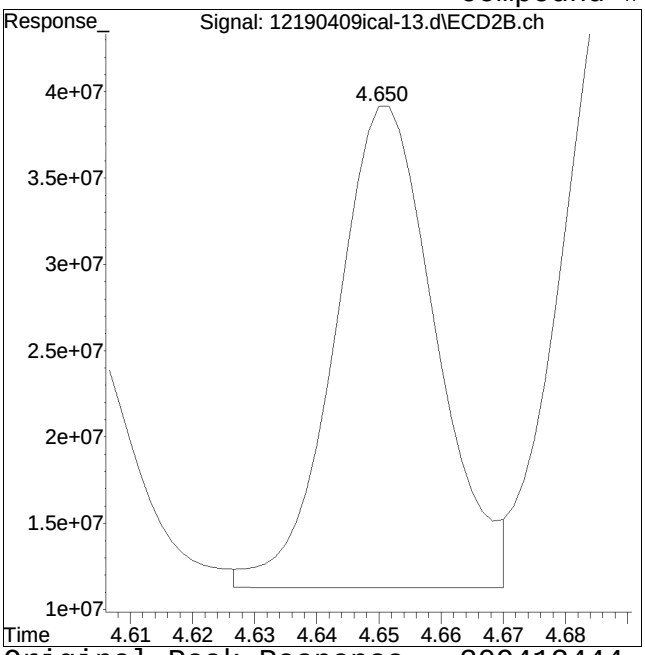

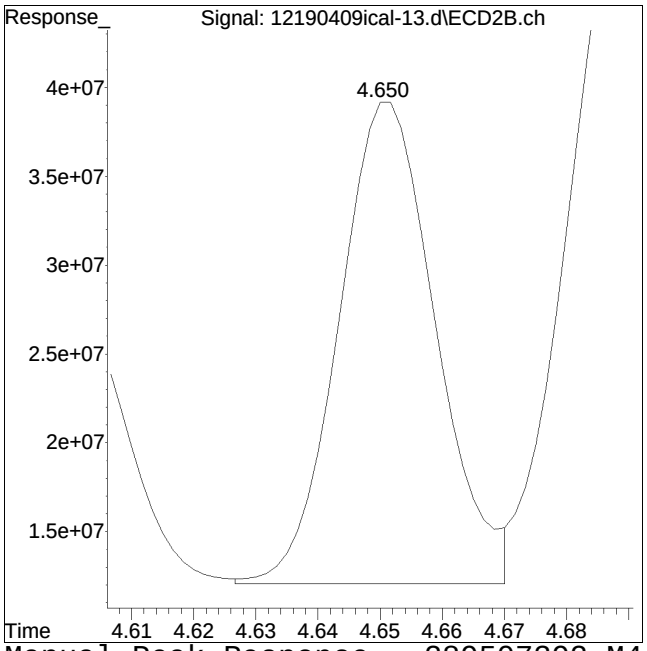

Original Peak Response = 309412444 Manual Peak Response = 289507392 M4
M4 = Poor automated baseline construction.

Manual Integration Report

Data Path	: I:\Pest12\190409ical\	QMethod	: P12_pcb_04-09-19_ICAL_ug
Data File	: 12190409ical-13.d	Operator	: Pest12:kb
Date Inj'd	: 4/9/2019 6:29 am	Instrument	: Pest 12
Sample	: il53262,42e,,9003	Quant Date	: 4/9/2019 3:55 pm

Compound #46: 1262-1

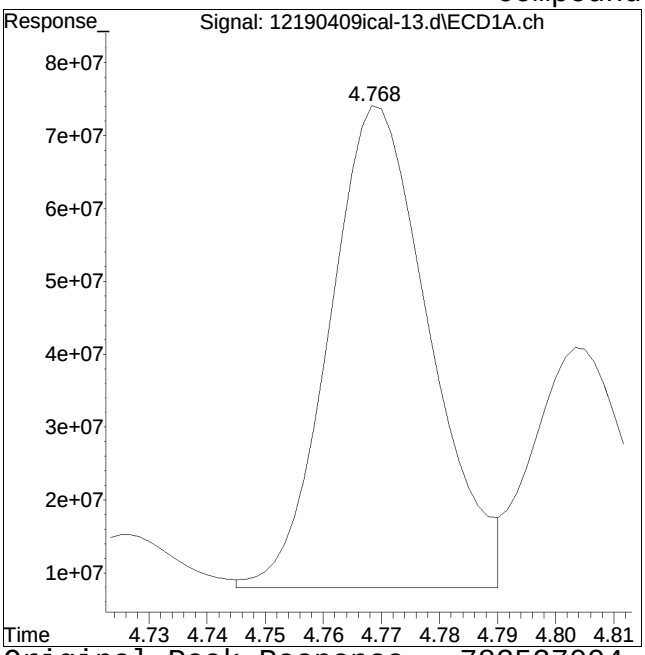

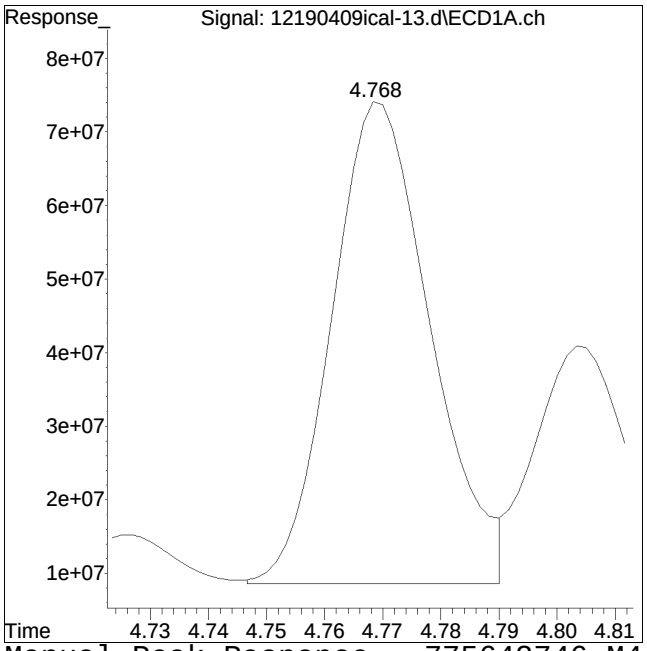

Original Peak Response = 783527004 Manual Peak Response = 775642746 M4
M4 = Poor automated baseline construction.

Manual Integration Report

Data Path	: I:\Pest12\190409ical\	QMethod	: P12_pcb_04-09-19_ICAL_ug
Data File	: 12190409ical-13.d	Operator	: Pest12:kb
Date Inj'd	: 4/9/2019 6:29 am	Instrument	: Pest 12
Sample	: il53262,42e,,9003	Quant Date	: 4/9/2019 3:55 pm

Compound #97: 1262-1 #2

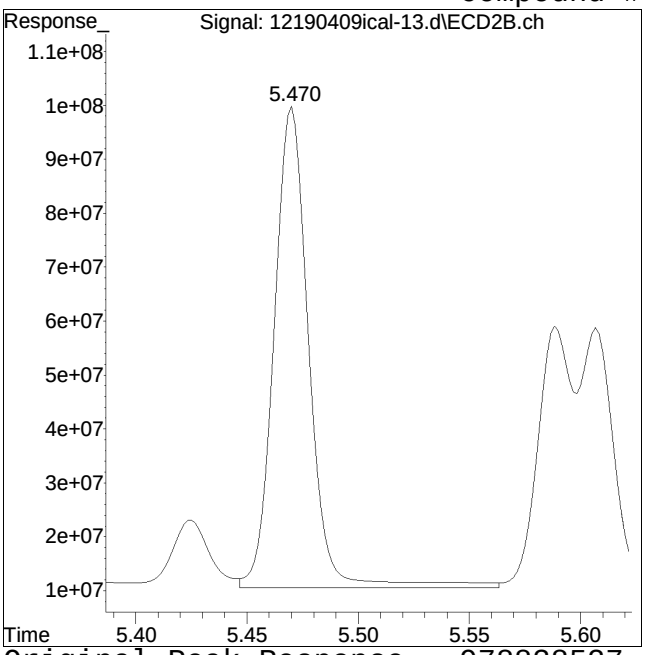

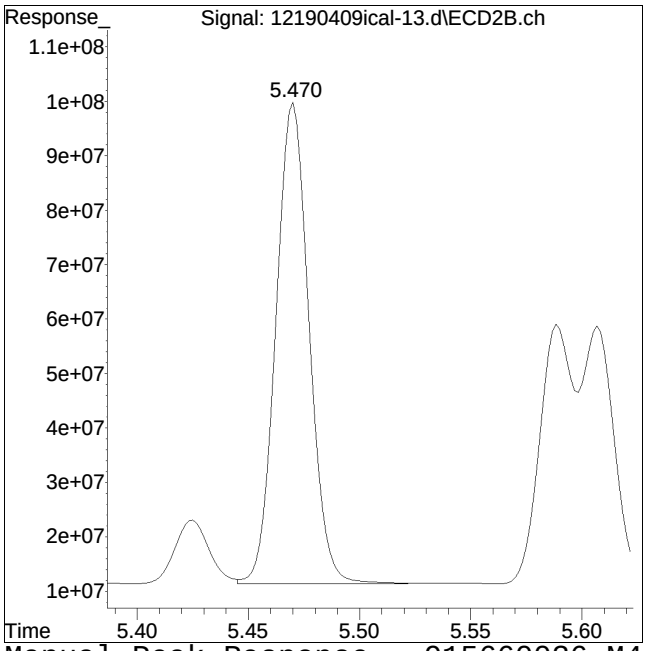

Original Peak Response = 978838527 Manual Peak Response = 915660036 M4
M4 = Poor automated baseline construction.

Manual Integration Report

Data Path	: I:\Pest12\190409ical\	QMethod	: P12_pcb_04-09-19_ICAL_ug
Data File	: 12190409ical-13.d	Operator	: Pest12:kb
Date Inj'd	: 4/9/2019 6:29 am	Instrument	: Pest 12
Sample	: il53262,42e,,9003	Quant Date	: 4/9/2019 3:55 pm

Compound #47: 1262-2

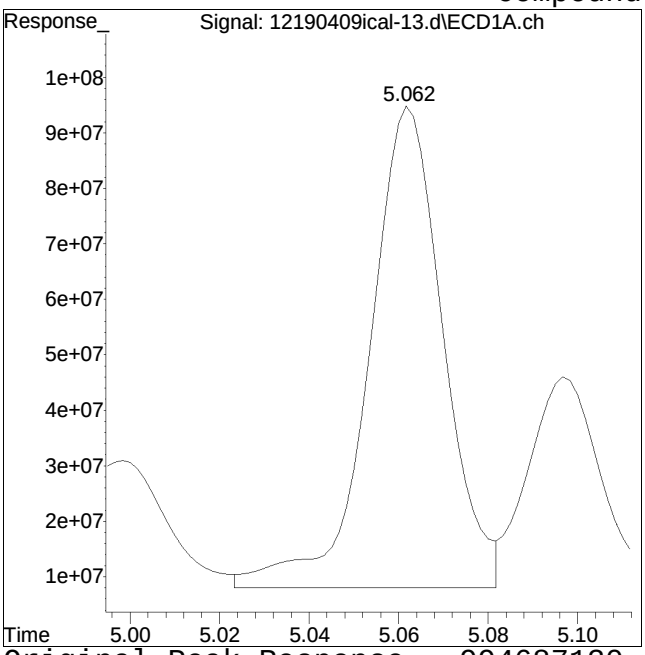

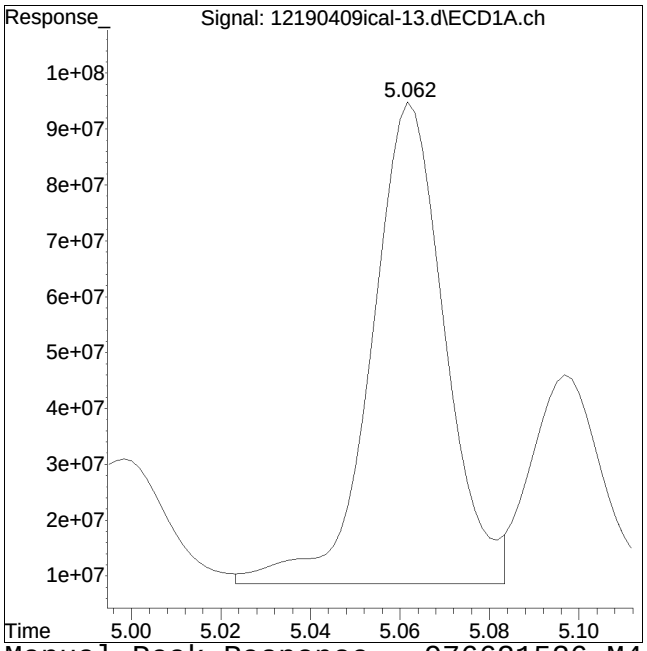

Original Peak Response = 994687130 Manual Peak Response = 976621526 M4
M4 = Poor automated baseline construction.

Manual Integration Report

Data Path	: I:\Pest12\190409ical\	QMethod	: P12_pcb_04-09-19_ICAL_ug
Data File	: 12190409ical-13.d	Operator	: Pest12:kb
Date Inj'd	: 4/9/2019 6:29 am	Instrument	: Pest 12
Sample	: il53262,42e,,9003	Quant Date	: 4/9/2019 3:55 pm

Compound #98: 1262-2 #2

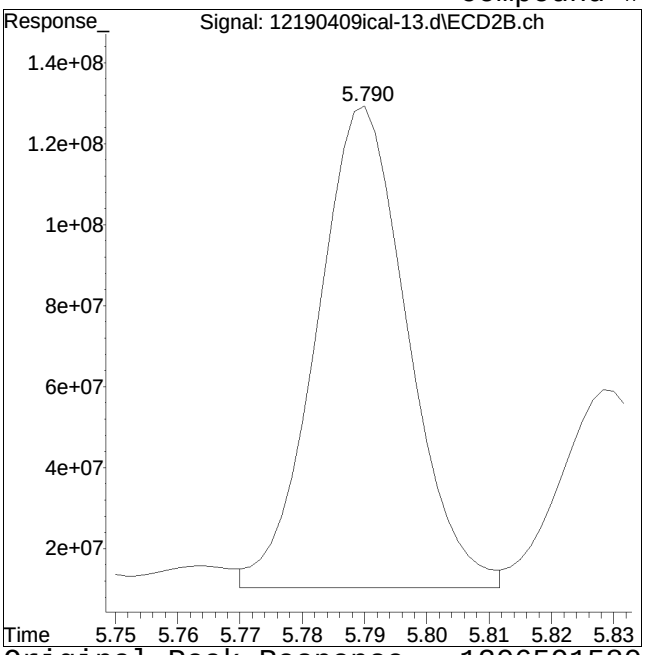

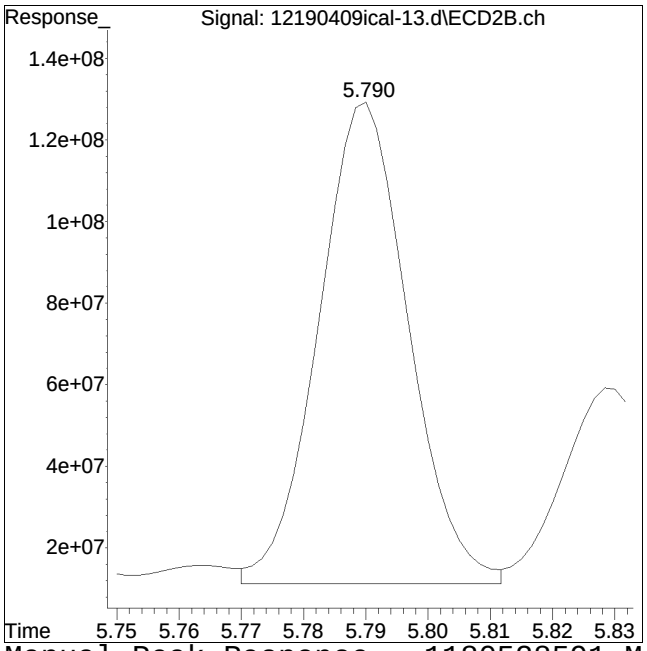

Original Peak Response = 1206591580 Manual Peak Response = 1180528591 M4
M4 = Poor automated baseline construction.

Manual Integration Report

Data Path	: I:\Pest12\190409ical\	QMethod	: P12_pcb_04-09-19_ICAL_ug
Data File	: 12190409ical-13.d	Operator	: Pest12:kb
Date Inj'd	: 4/9/2019 6:29 am	Instrument	: Pest 12
Sample	: il53262,42e,,9003	Quant Date	: 4/9/2019 3:55 pm

Compound #48: 1262-3

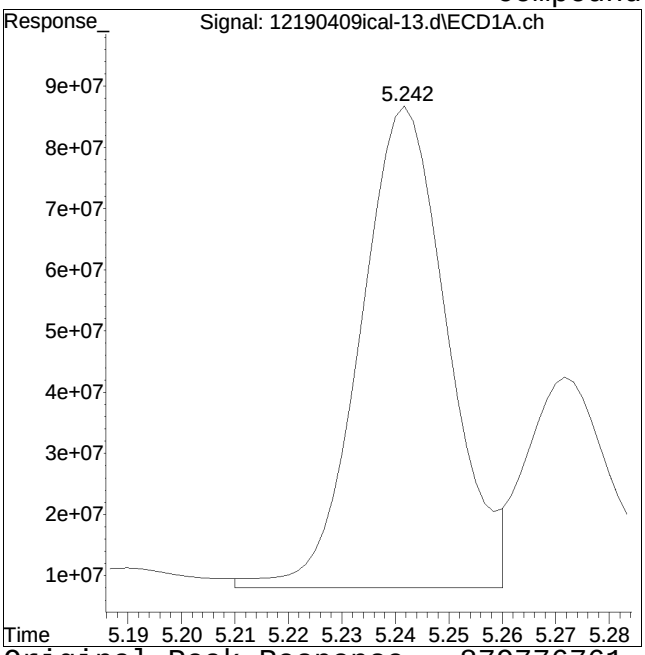

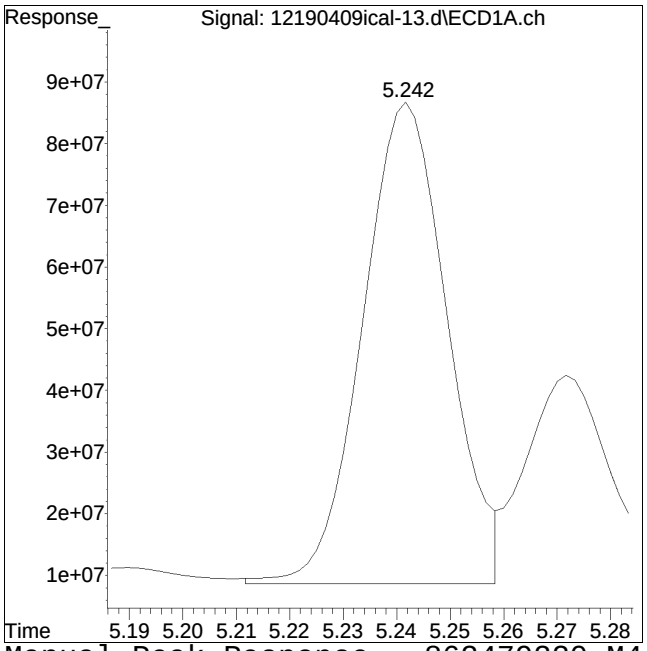

Original Peak Response = 879776761 Manual Peak Response = 862479220 M4
M4 = Poor automated baseline construction.

Manual Integration Report

Data Path	: I:\Pest12\190409ical\	QMethod	: P12_pcb_04-09-19_ICAL_ug
Data File	: 12190409ical-13.d	Operator	: Pest12:kb
Date Inj'd	: 4/9/2019 6:29 am	Instrument	: Pest 12
Sample	: il53262,42e,,9003	Quant Date	: 4/9/2019 3:55 pm

Compound #99: 1262-3 #2

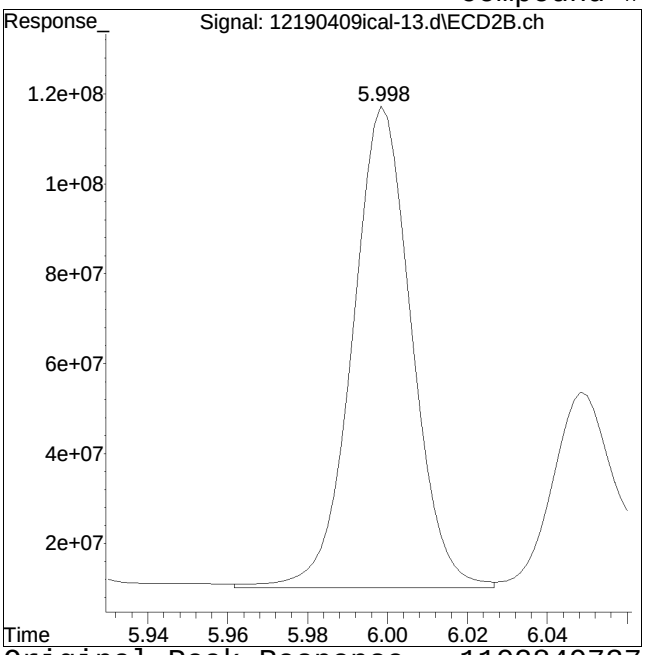

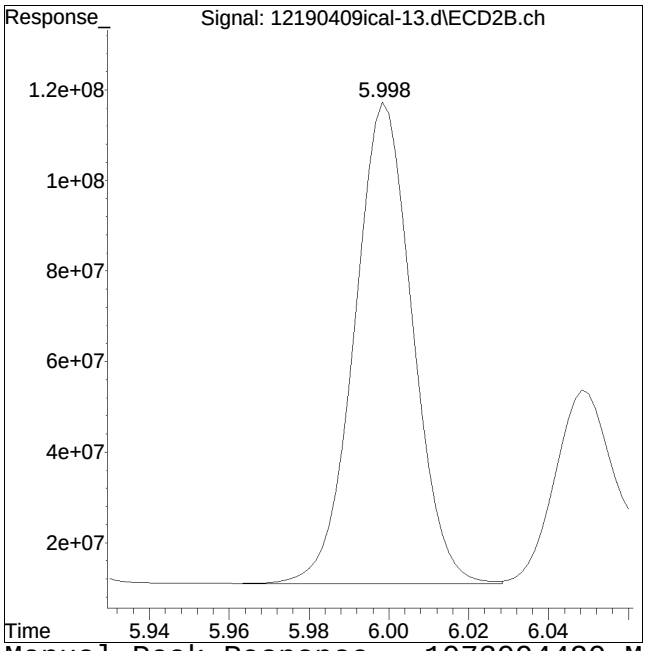

Original Peak Response = 1102849737 Manual Peak Response = 1073094420 M4
M4 = Poor automated baseline construction.

Manual Integration Report

Data Path	: I:\Pest12\190409ical\	QMethod	: P12_pcb_04-09-19_ICAL_ug
Data File	: 12190409ical-13.d	Operator	: Pest12:kb
Date Inj'd	: 4/9/2019 6:29 am	Instrument	: Pest 12
Sample	: il53262,42e,,9003	Quant Date	: 4/9/2019 3:55 pm

Compound #49: 1262-4

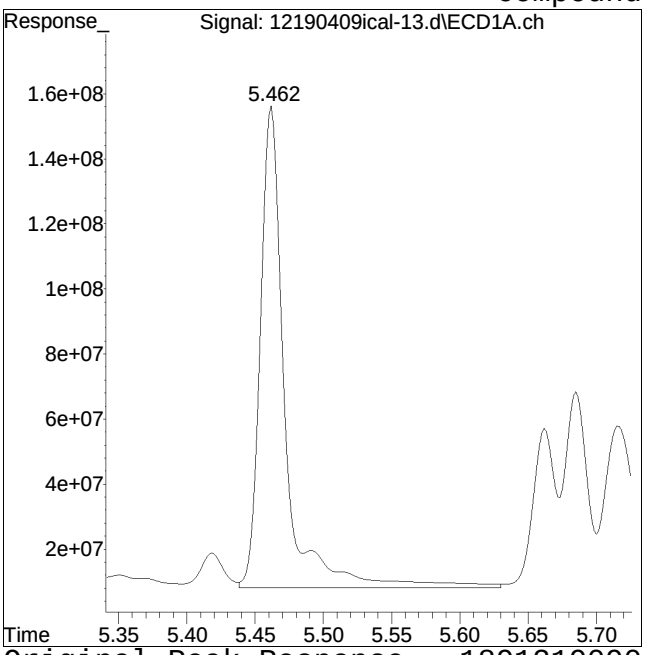

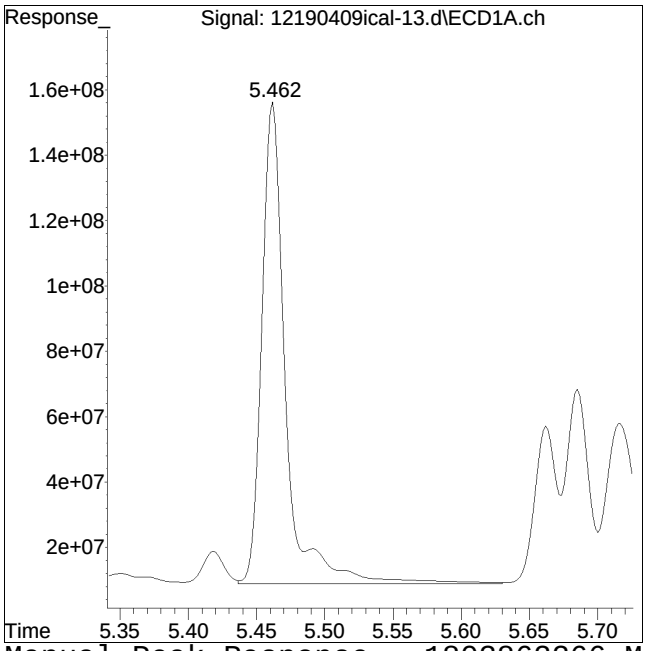

Original Peak Response = 1891219090 Manual Peak Response = 1803862266 M4
M4 = Poor automated baseline construction.

Manual Integration Report

Data Path	: I:\Pest12\190409ical\	QMethod	: P12_pcb_04-09-19_ICAL_ug
Data File	: 12190409ical-13.d	Operator	: Pest12:kb
Date Inj'd	: 4/9/2019 6:29 am	Instrument	: Pest 12
Sample	: il53262,42e,,9003	Quant Date	: 4/9/2019 3:55 pm

Compound #100: 1262-4 #2

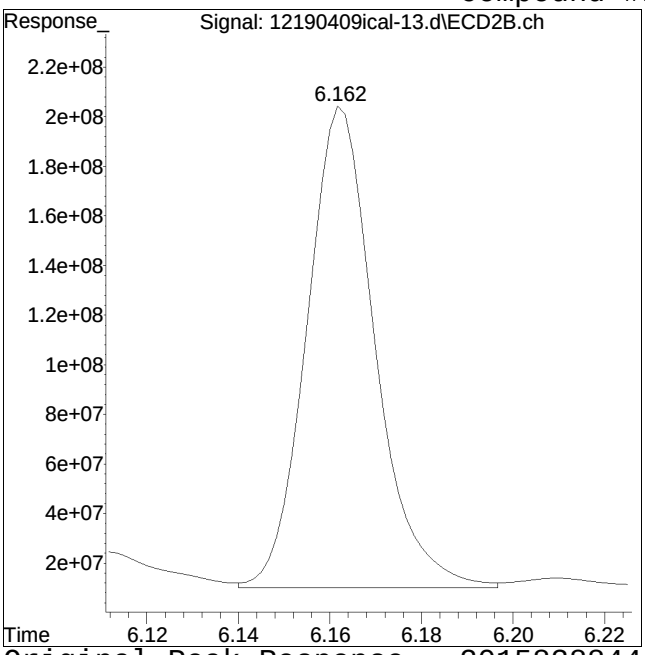

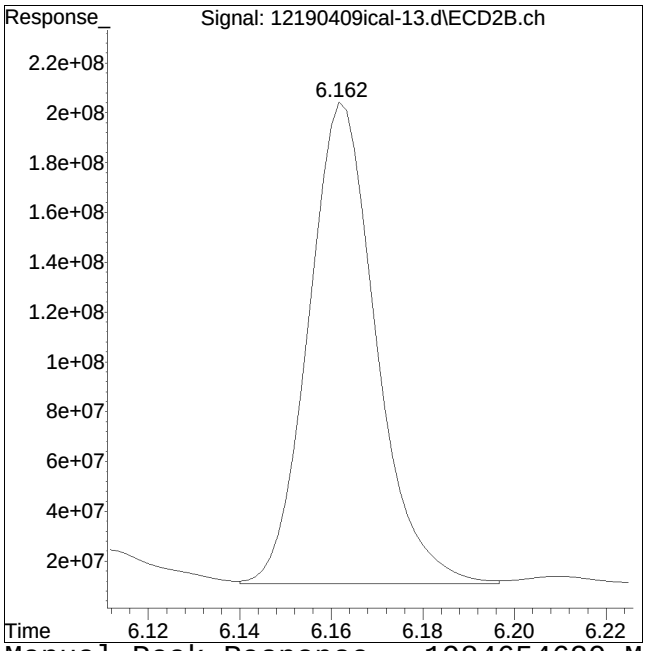

Original Peak Response = 2015838844 Manual Peak Response = 1984654620 M4
M4 = Poor automated baseline construction.

Manual Integration Report

Data Path	: I:\Pest12\190409ical\	QMethod	: P12_pcb_04-09-19_ICAL_ug
Data File	: 12190409ical-13.d	Operator	: Pest12:kb
Date Inj'd	: 4/9/2019 6:29 am	Instrument	: Pest 12
Sample	: il53262,42e,,9003	Quant Date	: 4/9/2019 3:55 pm

Compound #50: 1262-5

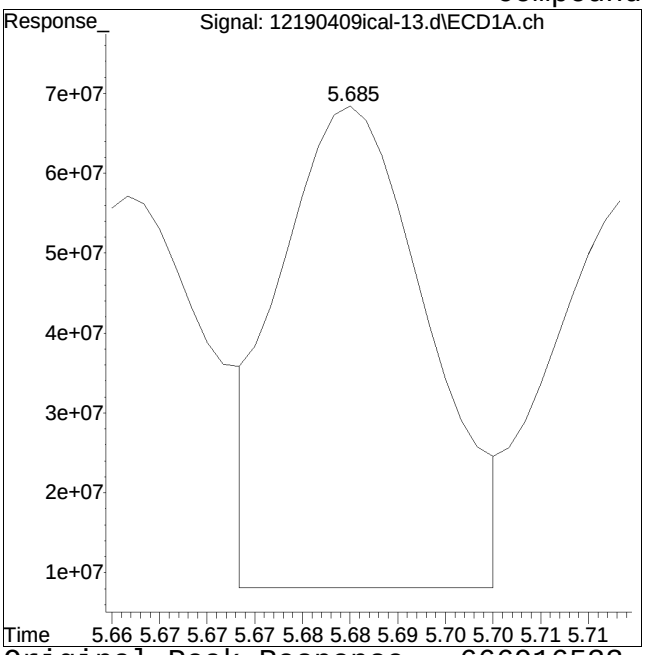

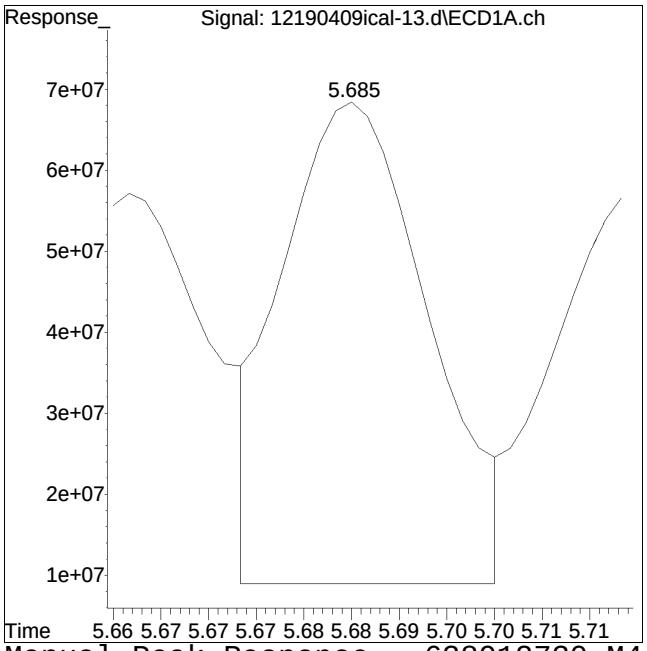

Original Peak Response = 666916533 Manual Peak Response = 638912730 M4
M4 = Poor automated baseline construction.

Manual Integration Report

Data Path	: I:\Pest12\190409ical\	QMethod	: P12_pcb_04-09-19_ICAL_ug
Data File	: 12190409ical-13.d	Operator	: Pest12:kb
Date Inj'd	: 4/9/2019 6:29 am	Instrument	: Pest 12
Sample	: il53262,42e,,9003	Quant Date	: 4/9/2019 3:55 pm

Compound #101: 1262-5 #2

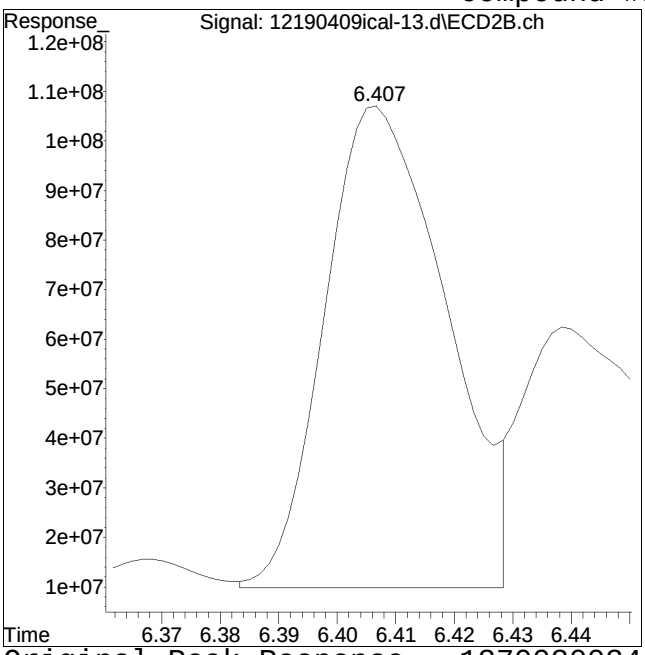

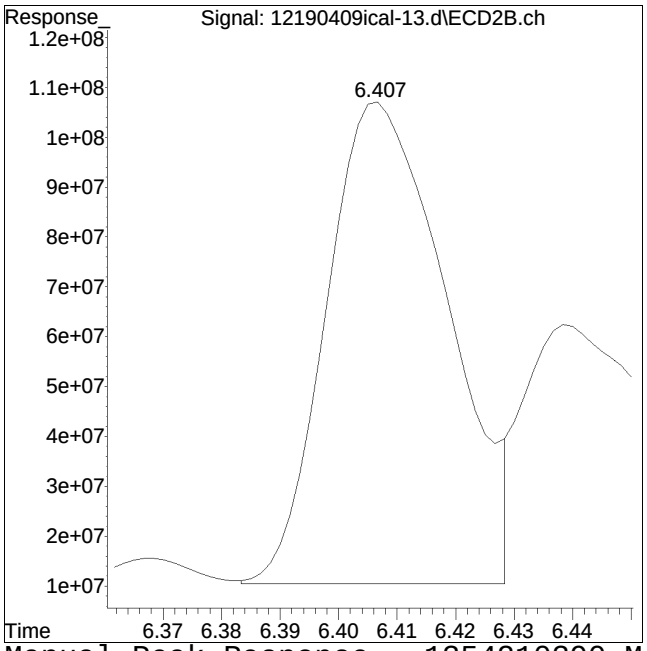

Original Peak Response = 1370030034 Manual Peak Response = 1354210390 M4
M4 = Poor automated baseline construction.

Quantitation Report (QT Reviewed)

Data Path : I:\Pest12\190409ical\
Data File : 12190409ical-14.d
Signal(s) : Signal #1: ECD1A.ch Signal #2: ECD2B.ch
Acq On : 9 Apr 2019 6:41 am
Operator : Pest12:kb
Sample : il63262,42e,,9002
Misc : wg1224428,
ALS Vial : 13 Sample Multiplier: 1

Integration File signal 1: events1.e
Integration File signal 2: events2.e
Quant Time: Apr 09 16:02:04 2019
Quant Method : I:\Pest12\190409ical\P12_pcb_04-09-19_ICAL_ugL_.m
Quant Title : pcb
QLast Update : Tue Apr 09 15:58:59 2019
Response via : Initial Calibration
Integrator: ChemStation

Volume Inj. :
Signal #1 Phase : Signal #2 Phase:
Signal #1 Info : Signal #2 Info :

Sub List : Default - All compounds listed

	Compound	RT#1	RT#2	Resp#1	Resp#2	ug/l	ug/l
	Internal Standards						
1) i	1660_1br2nb	0.000	0.000	0	0	N.D. d	N.D. d
14) i	2154_1br2nb	0.000	0.000	0	0	N.D. d	N.D. d
23) i	4268_1br2nb	0.000	0.000	0	0	N.D. d	N.D. d
34) i	1248_1br2nb	0.000	0.000	0	0	N.D. d	N.D. d
40) i	3262_1br2nb	1.963	2.163	858.4E6	1205.1E6	250.000M3	250.000M4
	System Monitoring Compounds						
2) s	2,4,5,6-Tetr	0.000	0.000	0	0	N.D. d	N.D. d
	Spiked Amount	500.000	Range 30 - 150	Recovery	=	0.00%#	0.00%#
3) s	Decachlorobi	0.000	0.000	0	0	N.D. d	N.D. d
	Spiked Amount	500.000	Range 30 - 150	Recovery	=	0.00%#	0.00%#
	Target Compounds						
4) l1	1016-1	0.000	0.000	0	0	N.D. d	N.D. d
5) l1	1016-2	0.000	0.000	0	0	N.D. d	N.D. d
6) l1	1016-3	0.000	0.000	0	0	N.D. d	N.D. d
7) l1	1016-4	0.000	0.000	0	0	N.D. d	N.D. d
8) l1	1016-5	0.000	0.000	0	0	N.D. d	N.D. d
	Sum 1016-1			0	0	N.D.	N.D.
	Average 1016-1					0.000	0.000
9) l2	1260-1	0.000	0.000	0	0	N.D. d	N.D. d
10) l2	1260-2	0.000	0.000	0	0	N.D. d	N.D. d
11) l2	1260-3	0.000	0.000	0	0	N.D. d	N.D. d
12) l2	1260-4	0.000	0.000	0	0	N.D. d	N.D. d
13) l2	1260-5	0.000	0.000	0	0	N.D. d	N.D. d
	Sum 1260-1			0	0	N.D.	N.D.
	Average 1260-1					0.000	0.000
15) l3	1221-1	0.000	0.000	0	0	N.D. d	N.D. d
16) l3	1221-2	0.000	0.000	0	0	N.D. d	N.D. d

Quantitation Report (QT Reviewed)

Data Path : I:\Pest12\190409ical\
Data File : 12190409ical-14.d
Signal(s) : Signal #1: ECD1A.ch Signal #2: ECD2B.ch
Acq On : 9 Apr 2019 6:41 am
Operator : Pest12:kb
Sample : il63262,42e,,9002
Misc : wg1224428,
ALS Vial : 13 Sample Multiplier: 1

Integration File signal 1: events1.e
Integration File signal 2: events2.e
Quant Time: Apr 09 16:02:04 2019
Quant Method : I:\Pest12\190409ical\P12_pcb_04-09-19_ICAL_ugL_.m
Quant Title : pcb
QLast Update : Tue Apr 09 15:58:59 2019
Response via : Initial Calibration
Integrator: ChemStation

Volume Inj. :
Signal #1 Phase : Signal #2 Phase:
Signal #1 Info : Signal #2 Info :

Sub List : Default - All compounds listed

Compound	RT#1	RT#2	Resp#1	Resp#2	ug/l	ug/l
17) l3 1221-3	0.000	0.000	0	0	N.D. d	N.D. d
Sum 1221-1			0	0	N.D.	N.D.
Average 1221-1					0.000	0.000
18) l4 1254-1	0.000	0.000	0	0	N.D. d	N.D. d
19) l4 1254-2	0.000	0.000	0	0	N.D. d	N.D. d
20) l4 1254-3	0.000	0.000	0	0	N.D. d	N.D. d
21) l4 1254-4	0.000	0.000	0	0	N.D. d	N.D. d
22) l4 1254-5	0.000	0.000	0	0	N.D. d	N.D. d
Sum 1254-1			0	0	N.D.	N.D.
Average 1254-1					0.000	0.000
24) l6 1242-1	0.000	0.000	0	0	N.D. d	N.D. d
25) l6 1242-2	0.000	0.000	0	0	N.D. d	N.D. d
26) l6 1242-3	0.000	0.000	0	0	N.D. d	N.D. d
27) l6 1242-4	0.000	0.000	0	0	N.D. d	N.D. d
28) l6 1242-5	0.000	0.000	0	0	N.D. d	N.D. d
Sum 1242-1			0	0	N.D.	N.D.
Average 1242-1					0.000	0.000
29) l9 1268-1	0.000	0.000	0	0	N.D. d	N.D. d
30) l9 1268-2	0.000	0.000	0	0	N.D. d	N.D. d
31) l9 1268-3	0.000	0.000	0	0	N.D. d	N.D. d
32) l9 1268-4	0.000	0.000	0	0	N.D. d	N.D. d
33) l9 1268-5	0.000	0.000	0	0	N.D. d	N.D. d
Sum 1268-1			0	0	N.D.	N.D.
Average 1268-1					0.000	0.000
35) l7 1248-1	0.000	0.000	0	0	N.D. d	N.D. d
36) l7 1248-2	0.000	0.000	0	0	N.D. d	N.D. d
37) l7 1248-3	0.000	0.000	0	0	N.D. d	N.D. d
38) l7 1248-4	0.000	0.000	0	0	N.D. d	N.D. d
39) l7 1248-5	0.000	0.000	0	0	N.D. d	N.D. d

Quantitation Report (QT Reviewed)

Data Path : I:\Pest12\190409ical\
Data File : 12190409ical-14.d
Signal(s) : Signal #1: ECD1A.ch Signal #2: ECD2B.ch
Acq On : 9 Apr 2019 6:41 am
Operator : Pest12:kb
Sample : il63262,42e,,9002
Misc : wg1224428,
ALS Vial : 13 Sample Multiplier: 1

Integration File signal 1: events1.e
Integration File signal 2: events2.e
Quant Time: Apr 09 16:02:04 2019
Quant Method : I:\Pest12\190409ical\P12_pcb_04-09-19_ICAL_ugL_.m
Quant Title : pcb
QLast Update : Tue Apr 09 15:58:59 2019
Response via : Initial Calibration
Integrator: ChemStation

Volume Inj. :
Signal #1 Phase : Signal #2 Phase:
Signal #1 Info : Signal #2 Info :

Sub List : Default - All compounds listed

	Compound	RT#1	RT#2	Resp#1	Resp#2	ug/l	ug/l
Sum	1248-1			0	0	N.D.	N.D.
Average	1248-1					0.000	0.000
41) l5	1232-1	2.645	3.145	588.4E6	938.9E6	8486.580	8282.243
42) l5	1232-2	2.877	3.463	582.0E6	1009.7E6	8996.828	8402.446
43) l5	1232-3	3.202	3.850	1179.6E6	1952.9E6	9356.857	8817.804M4
44) l5	1232-4	3.603	4.349	538.4E6	590.0E6	9678.444	8842.813M4
45) l5	1232-5	3.938	4.650	358.7E6	536.3E6	9544.525	8834.432M4
Sum	1232-1			3247.1E6	5027.8E6	46063.234	43179.737
Average	1232-1					9212.647	8635.947
46) l8	1262-1	4.769	5.468	1476.5E6	1768.8E6	9370.151M4	9253.362M4
47) l8	1262-2	5.061	5.788	1865.5E6	2344.9E6	9374.921M4	9527.983M4
48) l8	1262-3	5.241	5.997	1635.9E6	2071.1E6	9239.322M4	9373.213M4
49) l8	1262-4	5.461	6.160	3506.1E6	3848.4E6	9579.447M4	9518.763M4
50) l8	1262-5	5.684	6.404	1234.9E6	2576.9E6	9470.692M4	9108.838M4
Sum	1262-1			9719.0E6	12610.0E6	47034.534	46782.158
Average	1262-1					9406.907	9356.432

SemiQuant Compounds - Not Calibrated on this Instrument

Sum	1262-1			9719.0E6	12610.0E6	47034.534	46782.158
Average	1262-1					9406.907	9356.432

Quantitation Report (QT Reviewed)

Data Path : I:\Pest12\190409ical\
Data File : 12190409ical-14.d
Signal(s) : Signal #1: ECD1A.ch Signal #2: ECD2B.ch
Acq On : 9 Apr 2019 6:41 am
Operator : Pest12:kb
Sample : il63262,42e,,9002
Misc : wg1224428,
ALS Vial : 13 Sample Multiplier: 1

Integration File signal 1: events1.e
Integration File signal 2: events2.e
Quant Time: Apr 09 16:02:04 2019
Quant Method : I:\Pest12\190409ical\P12_pcb_04-09-19_ICAL_ugL_.m
Quant Title : pcb
QLast Update : Tue Apr 09 15:58:59 2019
Response via : Initial Calibration
Integrator: ChemStation

Volume Inj. :
Signal #1 Phase : Signal #2 Phase:
Signal #1 Info : Signal #2 Info :

Sub List : Default - All compounds listed

Compound	RT#1	RT#2	Resp#1	Resp#2	ug/l	ug/l

(f)=RT Delta > 1/2 Window (D)=Amounts differ by > 40% (m)=manual int.
(#)=Recovery Exceeds Compound Acceptance Limits.
(I,C,F) I=Interference, C=Coelluting Calibration Peak, F=Fails CC Criteria.

Sub List : Default - All compounds listed Reviewed)

Data Path : I:\Pest12\190409ical\
Data File : 12190409ical-14.d
Signal(s) : Signal #1: ECD1A.ch Signal #2: ECD2B.ch
Acq On : 9 Apr 2019 6:41 am
Operator : Pest12:kb
Sample : il63262,42e,,9002
Misc : wg1224428,
ALS Vial : 13 Sample Multiplier: 1

Integration File signal 1: events1.e
Integration File signal 2: events2.e
Quant Time: Apr 09 16:02:04 2019
Quant Method : I:\Pest12\190409ical\P12_pcb_04-09-19_ICAL_ugL_.m
Quant Title : pcb
QLast Update : Tue Apr 09 15:58:59 2019
Response via : Initial Calibration
Integrator: ChemStation

Volume Inj. :
Signal #1 Phase : Signal #2 Phase:
Signal #1 Info : Signal #2 Info :

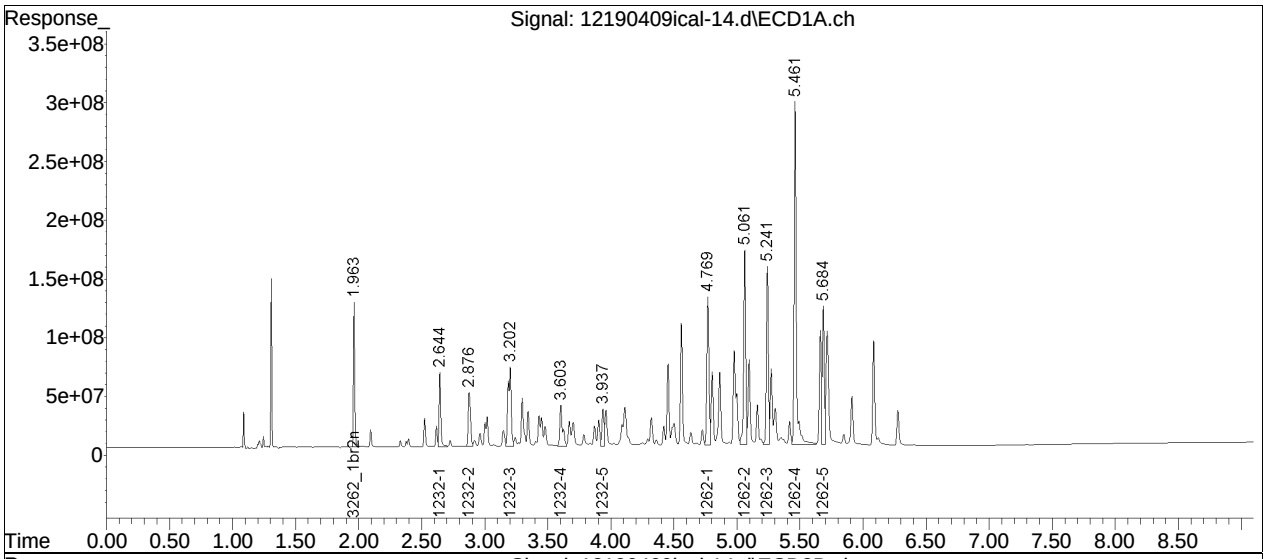

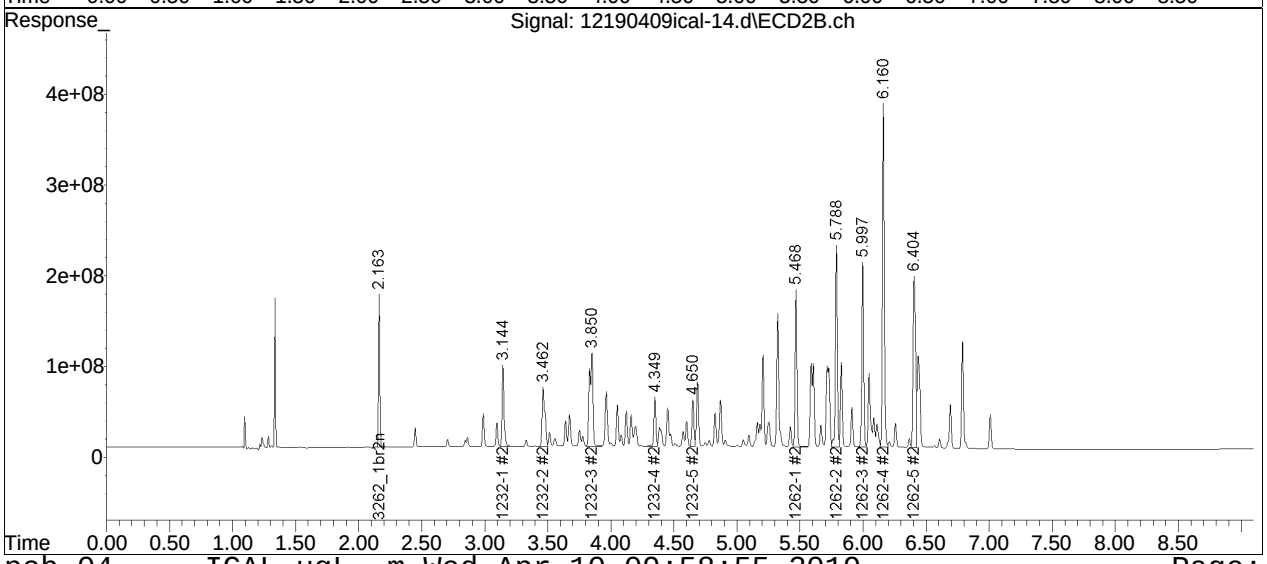

Manual Integration Report

Data Path	: I:\Pest12\190409ical\	QMethod	: P12_pcb_04-09-19_ICAL_ug
Data File	: 12190409ical-14.d	Operator	: Pest12:kb
Date Inj'd	: 4/9/2019 6:41 am	Instrument	: Pest 12
Sample	: il63262,42e,,9002	Quant Date	: 4/9/2019 3:59 pm

Compound #94: 1232-3 #2

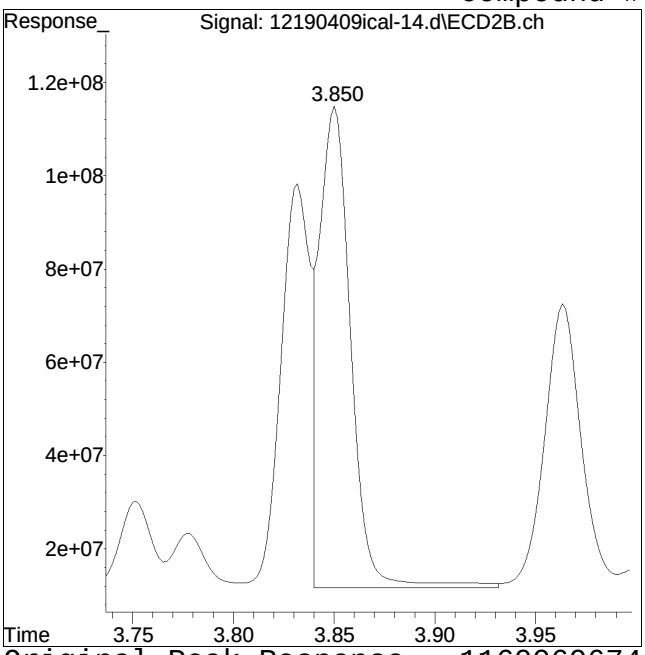

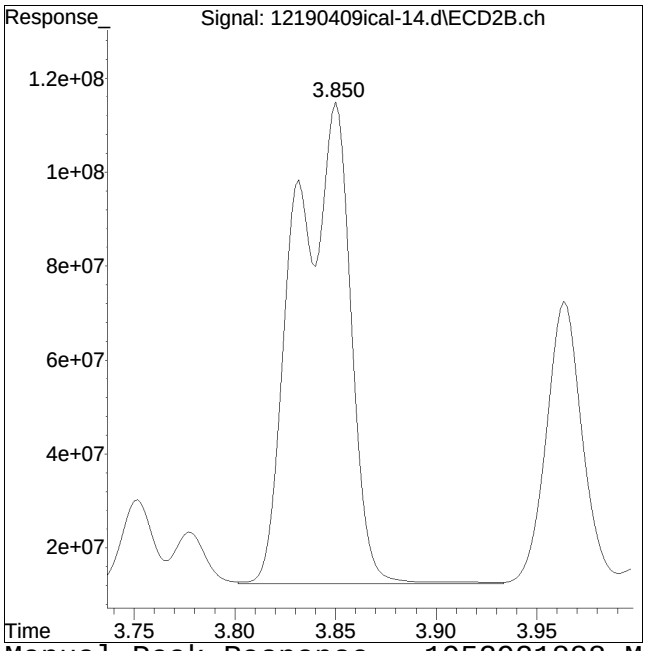

Original Peak Response = 1160069674 Manual Peak Response = 1952921888 M4
M4 = Poor automated baseline construction.

Manual Integration Report

Data Path	: I:\Pest12\190409ical\	QMethod	: P12_pcb_04-09-19_ICAL_ug
Data File	: 12190409ical-14.d	Operator	: Pest12:kb
Date Inj'd	: 4/9/2019 6:41 am	Instrument	: Pest 12
Sample	: il63262,42e,,9002	Quant Date	: 4/9/2019 3:59 pm

Compound #95: 1232-4 #2

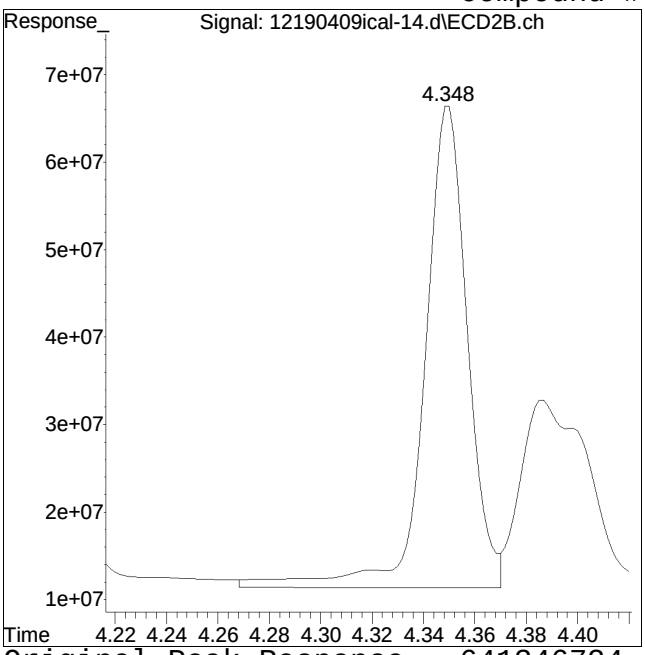

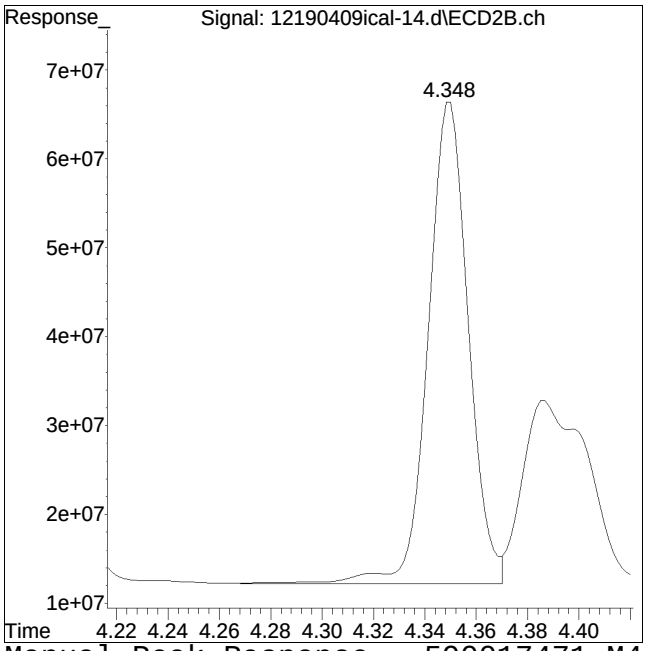

Original Peak Response = 641346724 Manual Peak Response = 590017471 M4
M4 = Poor automated baseline construction.

Manual Integration Report

Data Path	: I:\Pest12\190409ical\	QMethod	: P12_pcb_04-09-19_ICAL_ug
Data File	: 12190409ical-14.d	Operator	: Pest12:kb
Date Inj'd	: 4/9/2019 6:41 am	Instrument	: Pest 12
Sample	: il63262,42e,,9002	Quant Date	: 4/9/2019 3:59 pm

Compound #96: 1232-5 #2

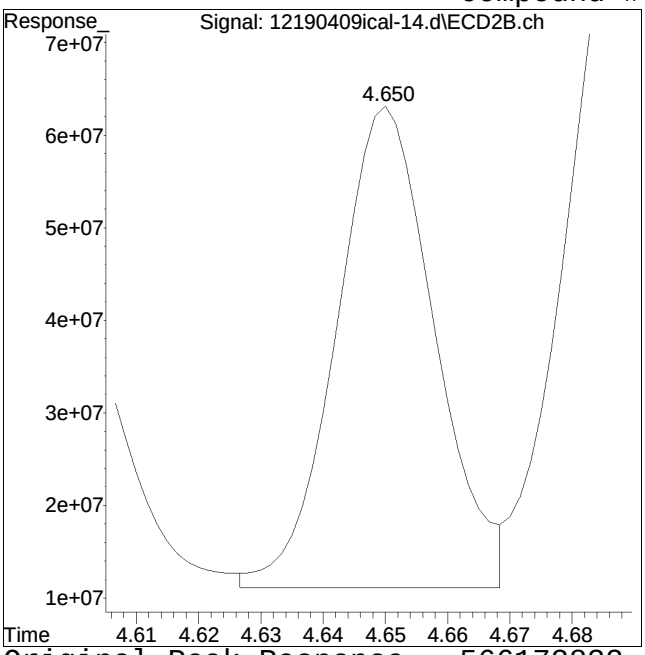

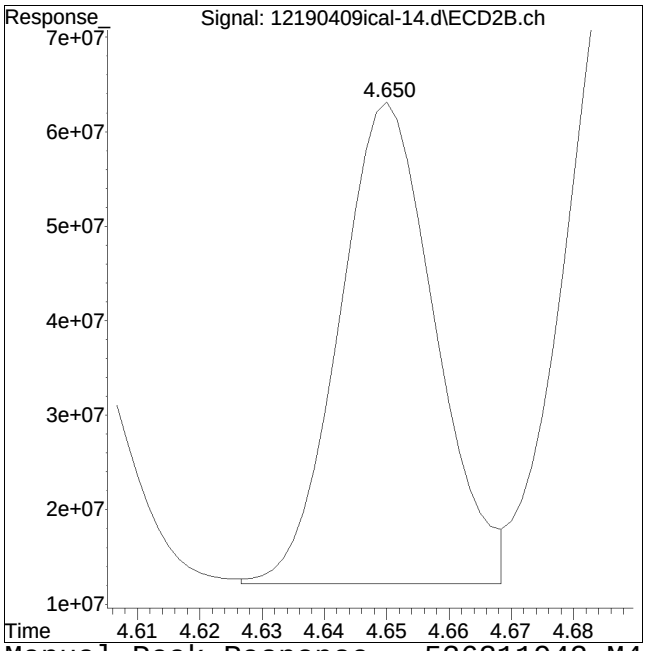

Original Peak Response = 566172832 Manual Peak Response = 536311942 M4
M4 = Poor automated baseline construction.

Manual Integration Report

Data Path	: I:\Pest12\190409ical\	QMethod	: P12_pcb_04-09-19_ICAL_ug
Data File	: 12190409ical-14.d	Operator	: Pest12:kb
Date Inj'd	: 4/9/2019 6:41 am	Instrument	: Pest 12
Sample	: il63262,42e,,9002	Quant Date	: 4/9/2019 3:59 pm

Compound #46: 1262-1

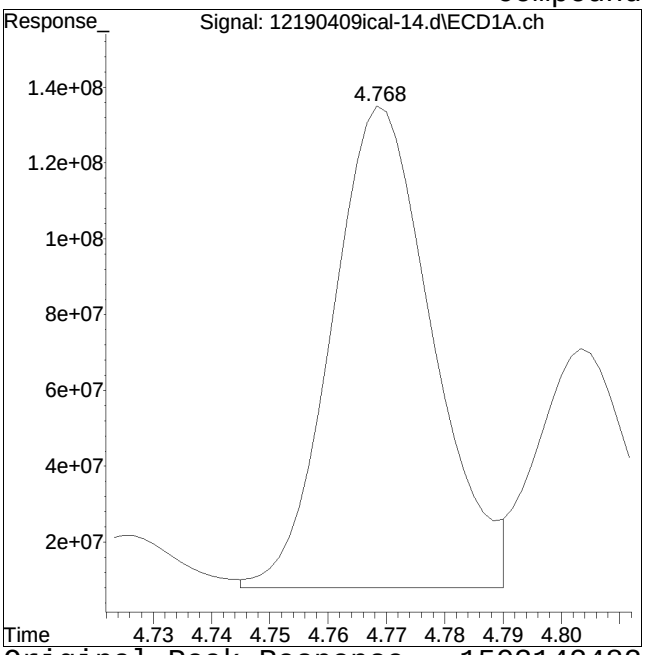

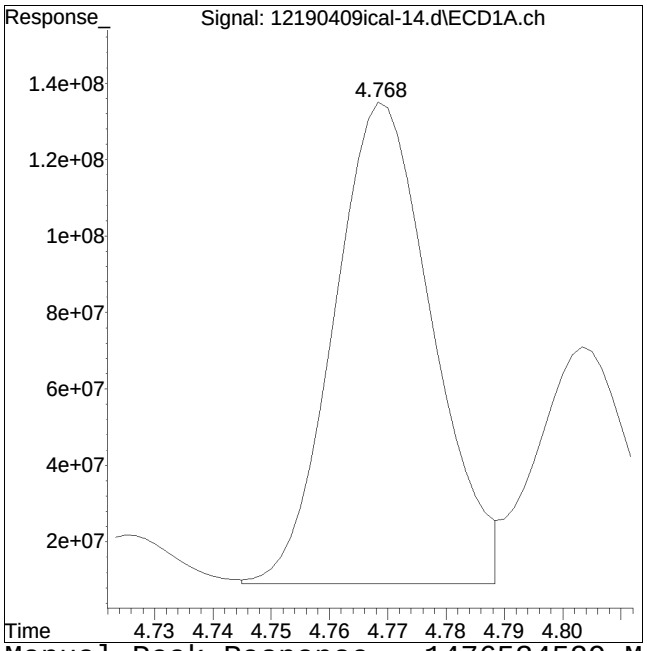

Original Peak Response = 1503142482 Manual Peak Response = 1476534529 M4
M4 = Poor automated baseline construction.

Manual Integration Report

Data Path	: I:\Pest12\190409ical\	QMethod	: P12_pcb_04-09-19_ICAL_ug
Data File	: 12190409ical-14.d	Operator	: Pest12:kb
Date Inj'd	: 4/9/2019 6:41 am	Instrument	: Pest 12
Sample	: il63262,42e,,9002	Quant Date	: 4/9/2019 3:59 pm

Compound #97: 1262-1 #2

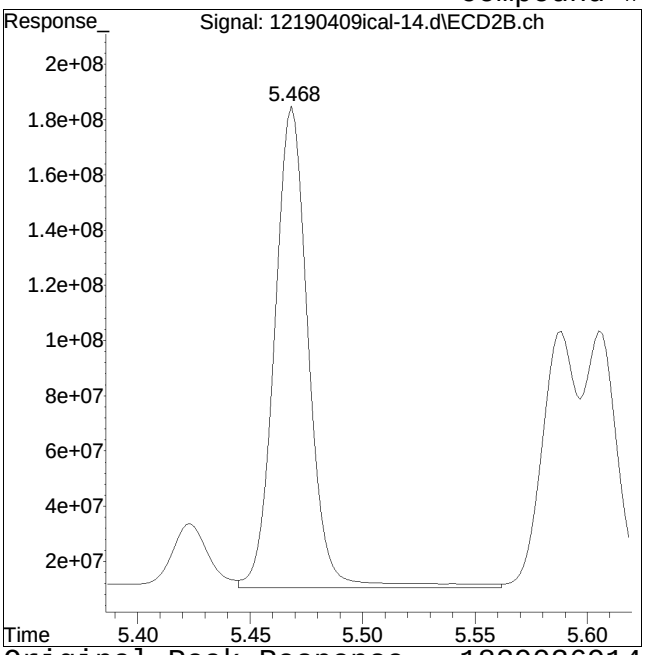

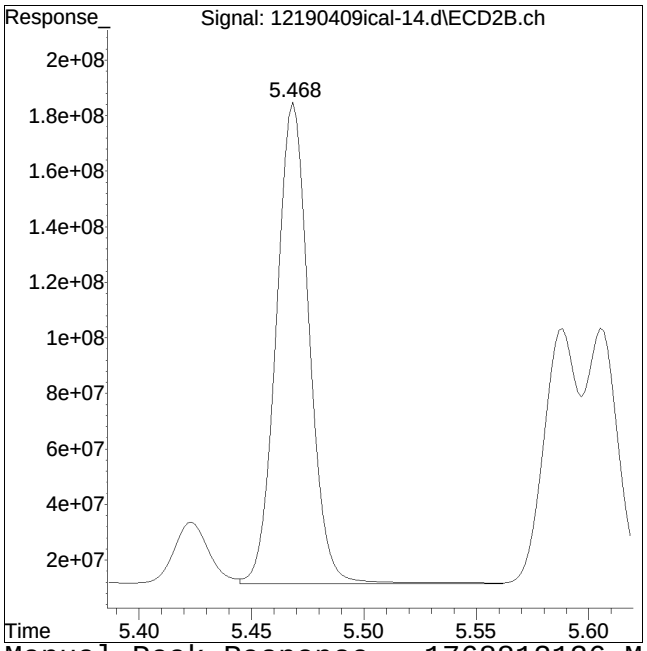

Original Peak Response = 1839036914 Manual Peak Response = 1768812136 M4
M4 = Poor automated baseline construction.

Manual Integration Report

Data Path	: I:\Pest12\190409ical\	QMethod	: P12_pcb_04-09-19_ICAL_ug
Data File	: 12190409ical-14.d	Operator	: Pest12:kb
Date Inj'd	: 4/9/2019 6:41 am	Instrument	: Pest 12
Sample	: il63262,42e,,9002	Quant Date	: 4/9/2019 3:59 pm

Compound #47: 1262-2

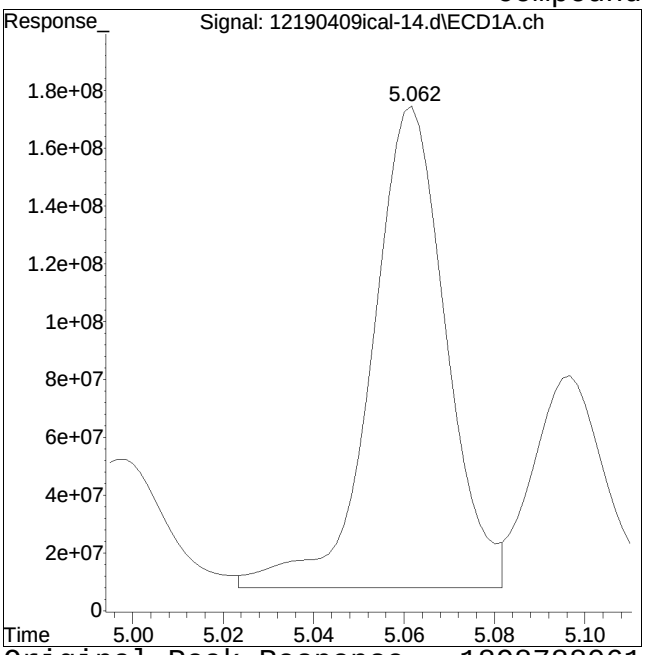

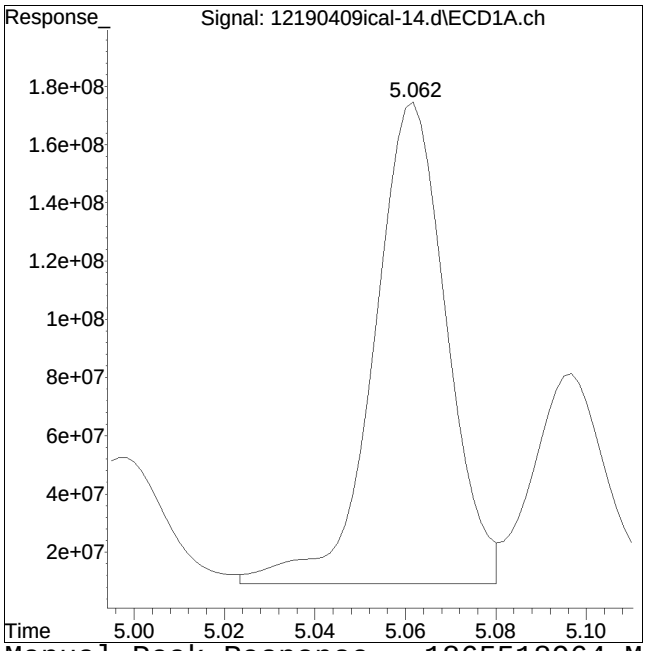

Original Peak Response = 1898788061 Manual Peak Response = 1865518964 M4
M4 = Poor automated baseline construction.

Manual Integration Report

Data Path	: I:\Pest12\190409ical\	QMethod	: P12_pcb_04-09-19_ICAL_ug
Data File	: 12190409ical-14.d	Operator	: Pest12:kb
Date Inj'd	: 4/9/2019 6:41 am	Instrument	: Pest 12
Sample	: il63262,42e,,9002	Quant Date	: 4/9/2019 3:59 pm

Compound #98: 1262-2 #2

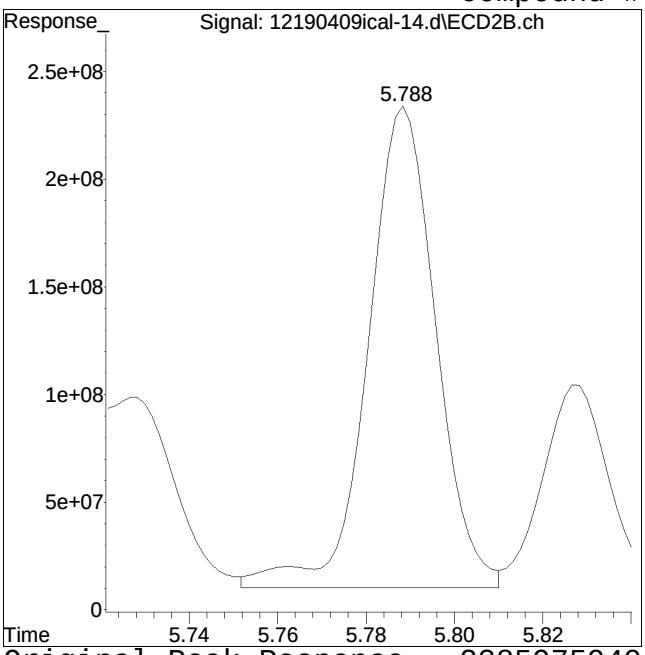

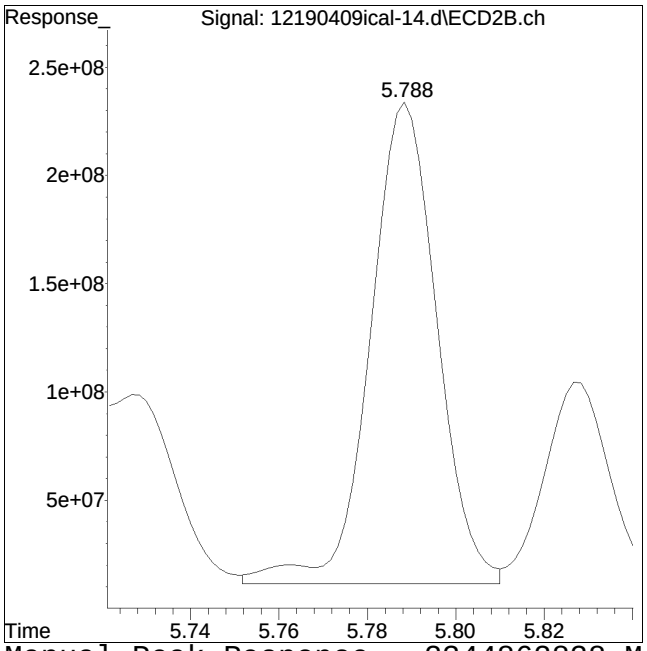

Original Peak Response = 2385975949 Manual Peak Response = 2344862838 M4
M4 = Poor automated baseline construction.

Manual Integration Report

Data Path	: I:\Pest12\190409ical\	QMethod	: P12_pcb_04-09-19_ICAL_ug
Data File	: 12190409ical-14.d	Operator	: Pest12:kb
Date Inj'd	: 4/9/2019 6:41 am	Instrument	: Pest 12
Sample	: il63262,42e,,9002	Quant Date	: 4/9/2019 3:59 pm

Compound #48: 1262-3

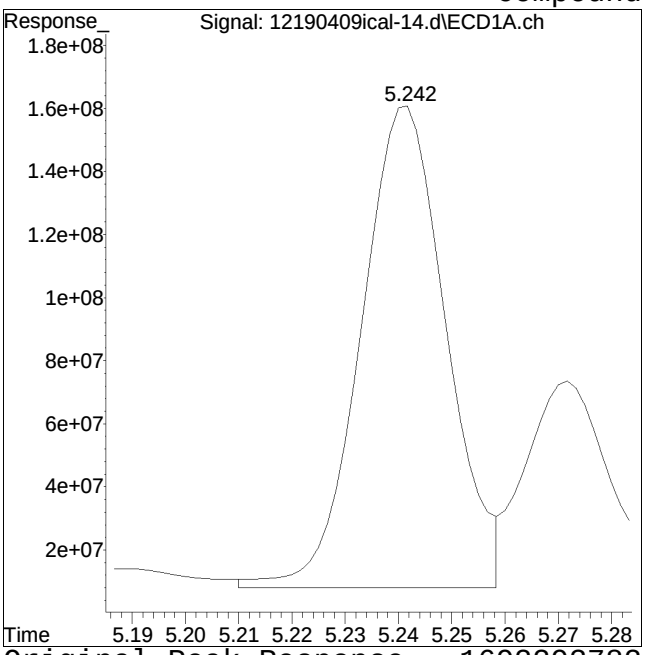

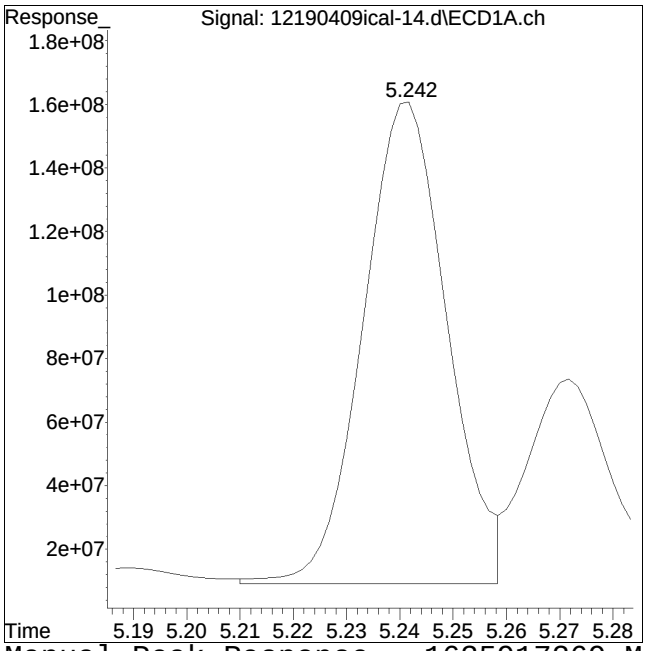

Original Peak Response = 1692293782 Manual Peak Response = 1635917269 M4
M4 = Poor automated baseline construction.

Manual Integration Report

Data Path	: I:\Pest12\190409ical\	QMethod	: P12_pcb_04-09-19_ICAL_ug
Data File	: 12190409ical-14.d	Operator	: Pest12:kb
Date Inj'd	: 4/9/2019 6:41 am	Instrument	: Pest 12
Sample	: il63262,42e,,9002	Quant Date	: 4/9/2019 3:59 pm

Compound #99: 1262-3 #2

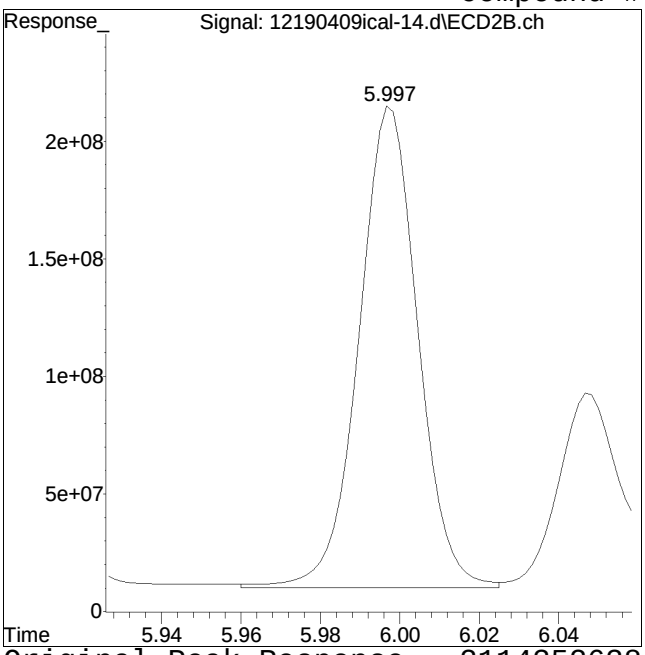

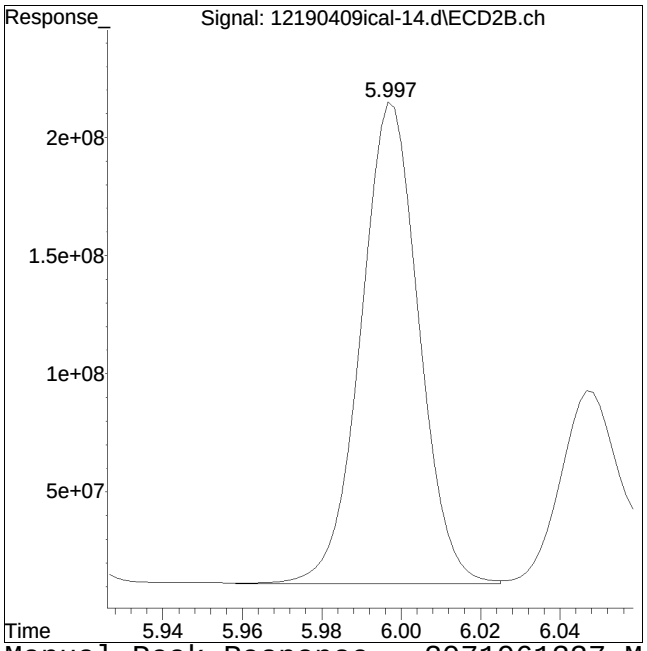

Original Peak Response = 2114352638 Manual Peak Response = 2071061337 M4
M4 = Poor automated baseline construction.

Manual Integration Report

Data Path	: I:\Pest12\190409ical\	QMethod	: P12_pcb_04-09-19_ICAL_ug
Data File	: 12190409ical-14.d	Operator	: Pest12:kb
Date Inj'd	: 4/9/2019 6:41 am	Instrument	: Pest 12
Sample	: il63262,42e,,9002	Quant Date	: 4/9/2019 3:59 pm

Compound #49: 1262-4

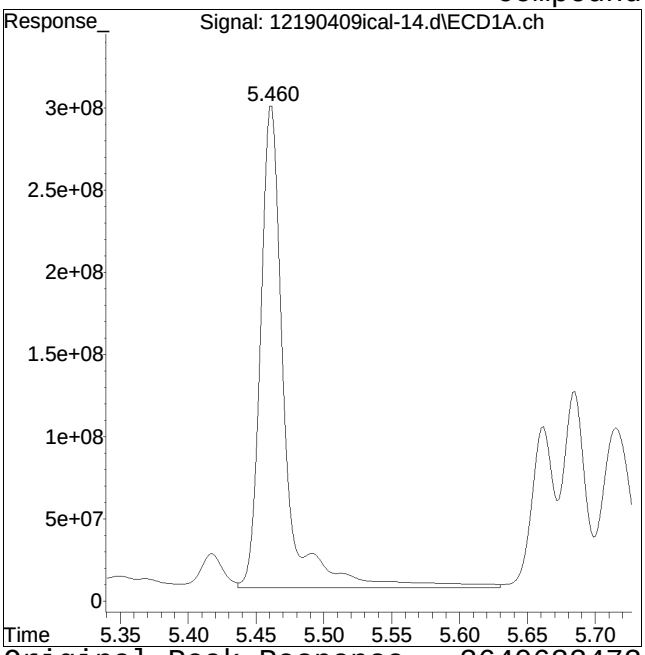

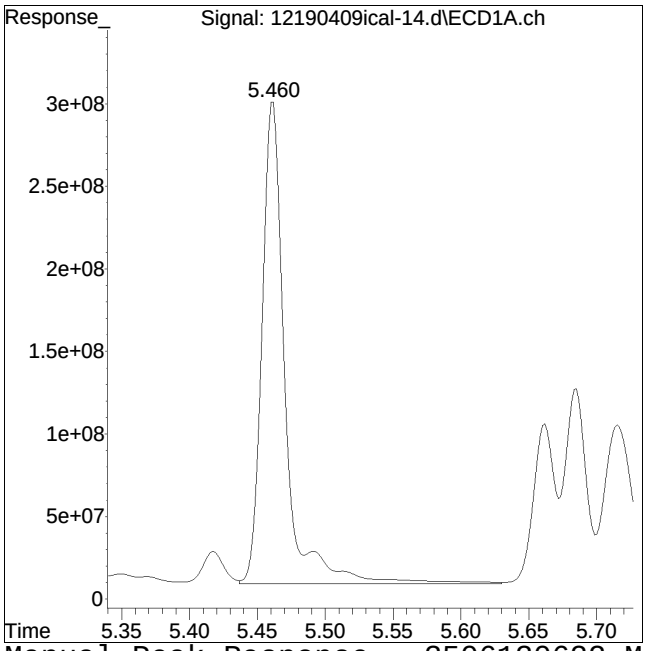

Original Peak Response = 3640633473 Manual Peak Response = 3506130622 M4
M4 = Poor automated baseline construction.

Manual Integration Report

Data Path	: I:\Pest12\190409ical\	QMethod	: P12_pcb_04-09-19_ICAL_ug
Data File	: 12190409ical-14.d	Operator	: Pest12:kb
Date Inj'd	: 4/9/2019 6:41 am	Instrument	: Pest 12
Sample	: il63262,42e,,9002	Quant Date	: 4/9/2019 3:59 pm

Compound #100: 1262-4 #2

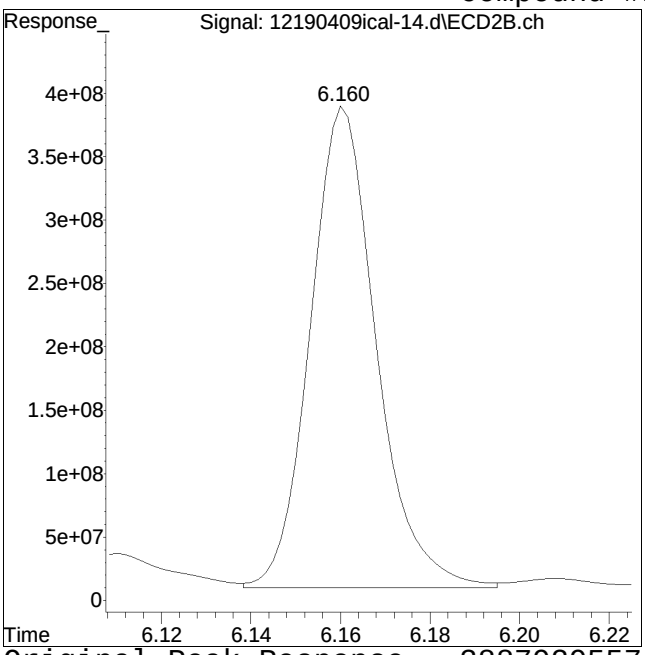

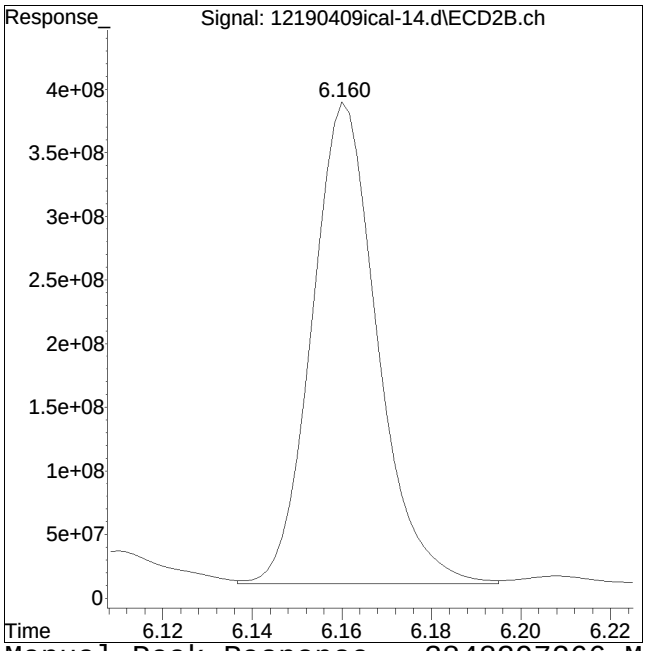

Original Peak Response = 3887929557 Manual Peak Response = 3848397266 M4
M4 = Poor automated baseline construction.

Manual Integration Report

Data Path	: I:\Pest12\190409ical\	QMethod	: P12_pcb_04-09-19_ICAL_ug
Data File	: 12190409ical-14.d	Operator	: Pest12:kb
Date Inj'd	: 4/9/2019 6:41 am	Instrument	: Pest 12
Sample	: il63262,42e,,9002	Quant Date	: 4/9/2019 3:59 pm

Compound #50: 1262-5

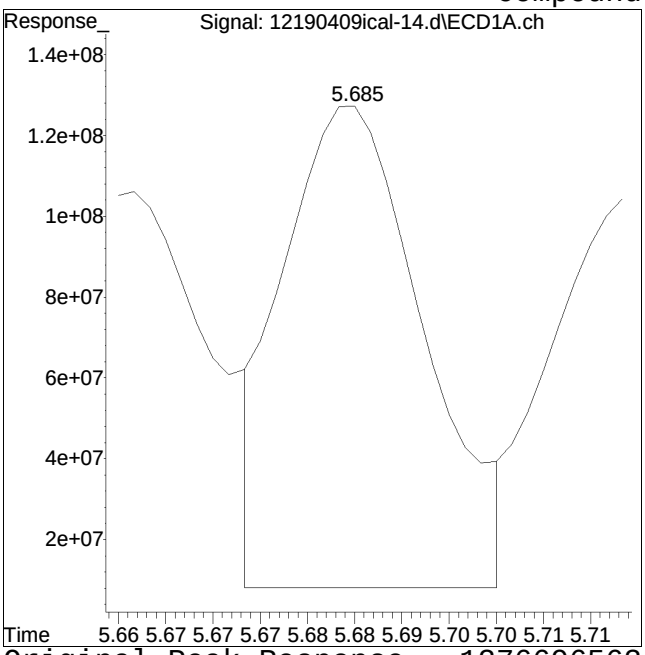

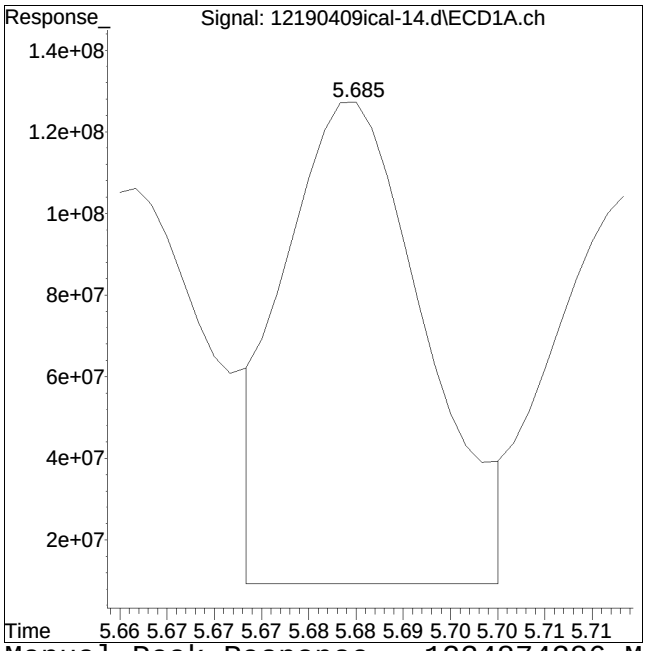

Original Peak Response = 1276696563 Manual Peak Response = 1234874386 M4
M4 = Poor automated baseline construction.

Manual Integration Report

Data Path	: I:\Pest12\190409ical\	QMethod	: P12_pcb_04-09-19_ICAL_ug
Data File	: 12190409ical-14.d	Operator	: Pest12:kb
Date Inj'd	: 4/9/2019 6:41 am	Instrument	: Pest 12
Sample	: il63262,42e,,9002	Quant Date	: 4/9/2019 3:59 pm

Compound #101: 1262-5 #2

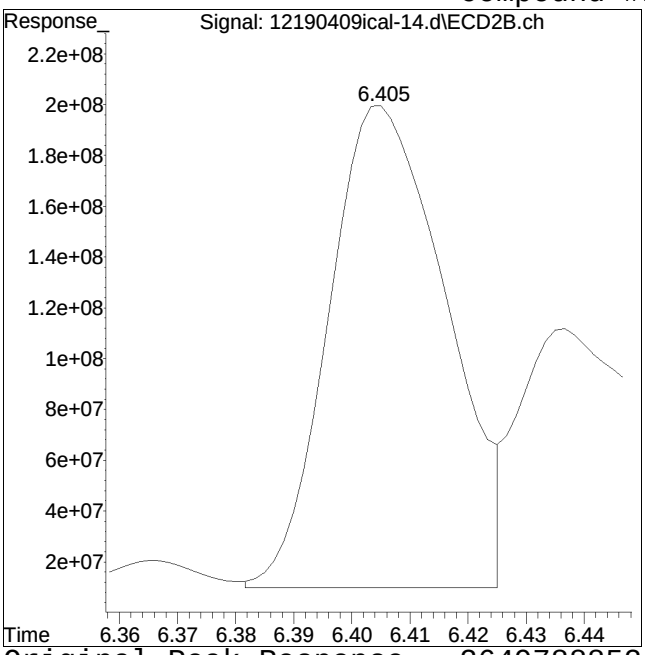

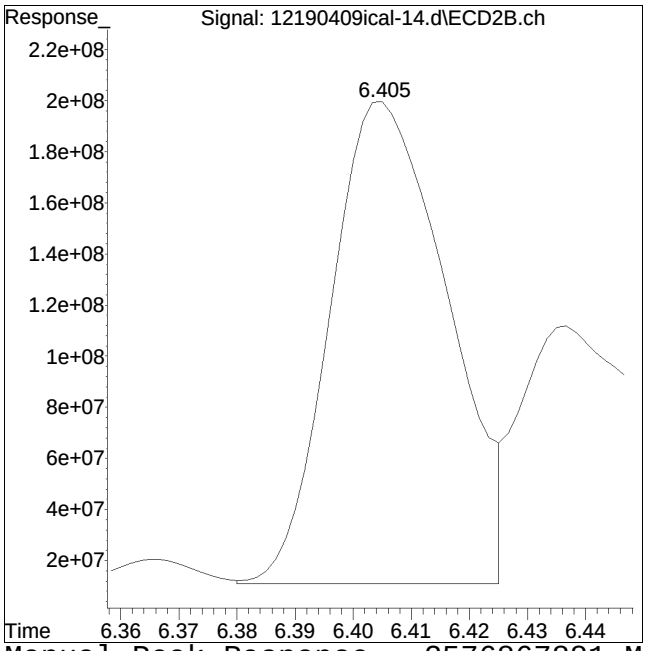

Original Peak Response = 2649788852 Manual Peak Response = 2576867881 M4
M4 = Poor automated baseline construction.

Quantitation Report (QT Reviewed)

Data Path : I:\Pest12\190409ical\
Data File : 12190409ical-15.d
Signal(s) : Signal #1: ECD1A.ch Signal #2: ECD2B.ch
Acq On : 9 Apr 2019 6:53 am
Operator : Pest12:kb
Sample : il11248,42e,,9013
Misc : wg1224428,
ALS Vial : 14 Sample Multiplier: 1

Integration File signal 1: events1.e
Integration File signal 2: events2.e
Quant Time: Apr 09 15:44:54 2019
Quant Method : I:\Pest12\190409ical\P12_pcb_04-09-19_ICAL_ugL_.m
Quant Title : pcb
QLast Update : Tue Apr 09 15:42:45 2019
Response via : Initial Calibration
Integrator: ChemStation

Volume Inj. :
Signal #1 Phase : Signal #2 Phase:
Signal #1 Info : Signal #2 Info :

Sub List : Default - All compounds listed

	Compound	RT#1	RT#2	Resp#1	Resp#2	ug/l	ug/l
	Internal Standards						
1) i	1660_1br2nb	0.000	0.000	0	0	N.D. d	N.D. d
14) i	2154_1br2nb	0.000	0.000	0	0	N.D. d	N.D. d
23) i	4268_1br2nb	0.000	0.000	0	0	N.D. d	N.D. d
34) i	1248_1br2nb	1.965	2.163	926.7E6	1298.3E6	250.000	250.000M4
40) i	3262_1br2nb	0.000	0.000	0	0	N.D. d	N.D. d
	System Monitoring Compounds						
2) s	2,4,5,6-Tetr	0.000	0.000	0	0	N.D. d	N.D. d
Spiked Amount	500.000	Range	30 - 150	Recovery	=	0.00%#	0.00%#
3) s	Decachlorobi	0.000	0.000	0	0	N.D. d	N.D. d
Spiked Amount	500.000	Range	30 - 150	Recovery	=	0.00%#	0.00%#
	Target Compounds						
4) l1	1016-1	0.000	0.000	0	0	N.D. d	N.D. d
5) l1	1016-2	0.000	0.000	0	0	N.D. d	N.D. d
6) l1	1016-3	0.000	0.000	0	0	N.D. d	N.D. d
7) l1	1016-4	0.000	0.000	0	0	N.D. d	N.D. d
8) l1	1016-5	0.000	0.000	0	0	N.D. d	N.D. d
Sum	1016-1			0	0	N.D.	N.D.
Average	1016-1					0.000	0.000
9) l2	1260-1	0.000	0.000	0	0	N.D. d	N.D. d
10) l2	1260-2	0.000	0.000	0	0	N.D. d	N.D. d
11) l2	1260-3	0.000	0.000	0	0	N.D. d	N.D. d
12) l2	1260-4	0.000	0.000	0	0	N.D. d	N.D. d
13) l2	1260-5	0.000	0.000	0	0	N.D. d	N.D. d
Sum	1260-1			0	0	N.D.	N.D.
Average	1260-1					0.000	0.000
15) l3	1221-1	0.000	0.000	0	0	N.D. d	N.D. d
16) l3	1221-2	0.000	0.000	0	0	N.D. d	N.D. d
17) l3	1221-3	0.000	0.000	0	0	N.D. d	N.D. d

Quantitation Report (QT Reviewed)

Data Path : I:\Pest12\190409ical\
Data File : 12190409ical-15.d
Signal(s) : Signal #1: ECD1A.ch Signal #2: ECD2B.ch
Acq On : 9 Apr 2019 6:53 am
Operator : Pest12:kb
Sample : il11248,42e,,9013
Misc : wg1224428,
ALS Vial : 14 Sample Multiplier: 1

Integration File signal 1: events1.e
Integration File signal 2: events2.e
Quant Time: Apr 09 15:44:54 2019
Quant Method : I:\Pest12\190409ical\P12_pcb_04-09-19_ICAL_ugL_.m
Quant Title : pcb
QLast Update : Tue Apr 09 15:42:45 2019
Response via : Initial Calibration
Integrator: ChemStation

Volume Inj. :
Signal #1 Phase : Signal #2 Phase:
Signal #1 Info : Signal #2 Info :

Sub List : Default - All compounds listed

	Compound	RT#1	RT#2	Resp#1	Resp#2	ug/l	ug/l
Sum	1221-1			0	0	N.D.	N.D.
Average	1221-1					0.000	0.000
18) l4	1254-1	0.000	0.000	0	0	N.D. d	N.D. d
19) l4	1254-2	0.000	0.000	0	0	N.D. d	N.D. d
20) l4	1254-3	0.000	0.000	0	0	N.D. d	N.D. d
21) l4	1254-4	0.000	0.000	0	0	N.D. d	N.D. d
22) l4	1254-5	0.000	0.000	0	0	N.D. d	N.D. d
Sum	1254-1			0	0	N.D.	N.D.
Average	1254-1					0.000	0.000
24) l6	1242-1	0.000	0.000	0	0	N.D. d	N.D. d
25) l6	1242-2	0.000	0.000	0	0	N.D. d	N.D. d
26) l6	1242-3	0.000	0.000	0	0	N.D. d	N.D. d
27) l6	1242-4	0.000	0.000	0	0	N.D. d	N.D. d
28) l6	1242-5	0.000	0.000	0	0	N.D. d	N.D. d
Sum	1242-1			0	0	N.D.	N.D.
Average	1242-1					0.000	0.000
29) l9	1268-1	0.000	0.000	0	0	N.D. d	N.D. d
30) l9	1268-2	0.000	0.000	0	0	N.D. d	N.D. d
31) l9	1268-3	0.000	0.000	0	0	N.D. d	N.D. d
32) l9	1268-4	0.000	0.000	0	0	N.D. d	N.D. d
33) l9	1268-5	0.000	0.000	0	0	N.D. d	N.D. d
Sum	1268-1			0	0	N.D.	N.D.
Average	1268-1					0.000	0.000
35) l7	1248-1	3.188	3.833	8015522	15670119	118.788M4	126.138M4
36) l7	1248-2	3.433	4.123	9619736	18317570	96.959	122.935M4
37) l7	1248-3	3.604	4.351	18334563	23532446	115.504	126.073M4
38) l7	1248-4	3.940	4.651	13560437	25583745	107.666	128.643M4
39) l7	1248-5	3.963	4.689	13963710	27354477	113.301	123.436M4

Quantitation Report (QT Reviewed)

Data Path : I:\Pest12\190409ical\
Data File : 12190409ical-15.d
Signal(s) : Signal #1: ECD1A.ch Signal #2: ECD2B.ch
Acq On : 9 Apr 2019 6:53 am
Operator : Pest12:kb
Sample : il11248,42e,,9013
Misc : wg1224428,
ALS Vial : 14 Sample Multiplier: 1

Integration File signal 1: events1.e
Integration File signal 2: events2.e
Quant Time: Apr 09 15:44:54 2019
Quant Method : I:\Pest12\190409ical\P12_pcb_04-09-19_ICAL_ugL_.m
Quant Title : pcb
QLast Update : Tue Apr 09 15:42:45 2019
Response via : Initial Calibration
Integrator: ChemStation

Volume Inj. :
Signal #1 Phase : Signal #2 Phase:
Signal #1 Info : Signal #2 Info :

Sub List : Default - All compounds listed

	Compound	RT#1	RT#2	Resp#1	Resp#2	ug/l	ug/l	
Sum	1248-1			63493968	110.5E6	NoCal	NoCal	D
Average	1248-1					110.444	125.445	
41) l5	1232-1	0.000	0.000	0	0	N.D. d	N.D. d	
42) l5	1232-2	0.000	0.000	0	0	N.D. d	N.D. d	
43) l5	1232-3	0.000	0.000	0	0	N.D. d	N.D. d	
44) l5	1232-4	0.000	0.000	0	0	N.D. d	N.D. d	
45) l5	1232-5	0.000	0.000	0	0	N.D. d	N.D. d	
Sum	1232-1			0	0	N.D.	N.D.	
Average	1232-1					0.000	0.000	
46) l8	1262-1	0.000	0.000	0	0	N.D. d	N.D. d	
47) l8	1262-2	0.000	0.000	0	0	N.D. d	N.D. d	
48) l8	1262-3	0.000	0.000	0	0	N.D. d	N.D. d	
49) l8	1262-4	0.000	0.000	0	0	N.D. d	N.D. d	
50) l8	1262-5	0.000	0.000	0	0	N.D. d	N.D. d	
Sum	1262-1			0	0	N.D.	N.D.	
Average	1262-1					0.000	0.000	

SemiQuant Compounds - Not Calibrated on this Instrument

Sum	1262-1			0	0	N.D.	N.D.	
Average	1262-1					0.000	0.000	

(f)=RT Delta > 1/2 Window (D)=Amounts differ by > 40% (m)=manual int.
(#)=Recovery Exceeds Compound Acceptance Limits.
(I,C,F) I=Interference, C=Coelluting Calibration Peak, F=Fails CC Criteria.

Sub List : Default - All compounds listed Reviewed)

Data Path : I:\Pest12\190409ical\
Data File : 12190409ical-15.d
Signal(s) : Signal #1: ECD1A.ch Signal #2: ECD2B.ch
Acq On : 9 Apr 2019 6:53 am
Operator : Pest12:kb
Sample : il11248,42e,,9013
Misc : wg1224428,
ALS Vial : 14 Sample Multiplier: 1

Integration File signal 1: events1.e
Integration File signal 2: events2.e
Quant Time: Apr 09 15:44:54 2019
Quant Method : I:\Pest12\190409ical\P12_pcb_04-09-19_ICAL_ugL_.m
Quant Title : pcb
QLast Update : Tue Apr 09 15:42:45 2019
Response via : Initial Calibration
Integrator: ChemStation

Volume Inj. :
Signal #1 Phase : Signal #2 Phase:
Signal #1 Info : Signal #2 Info :

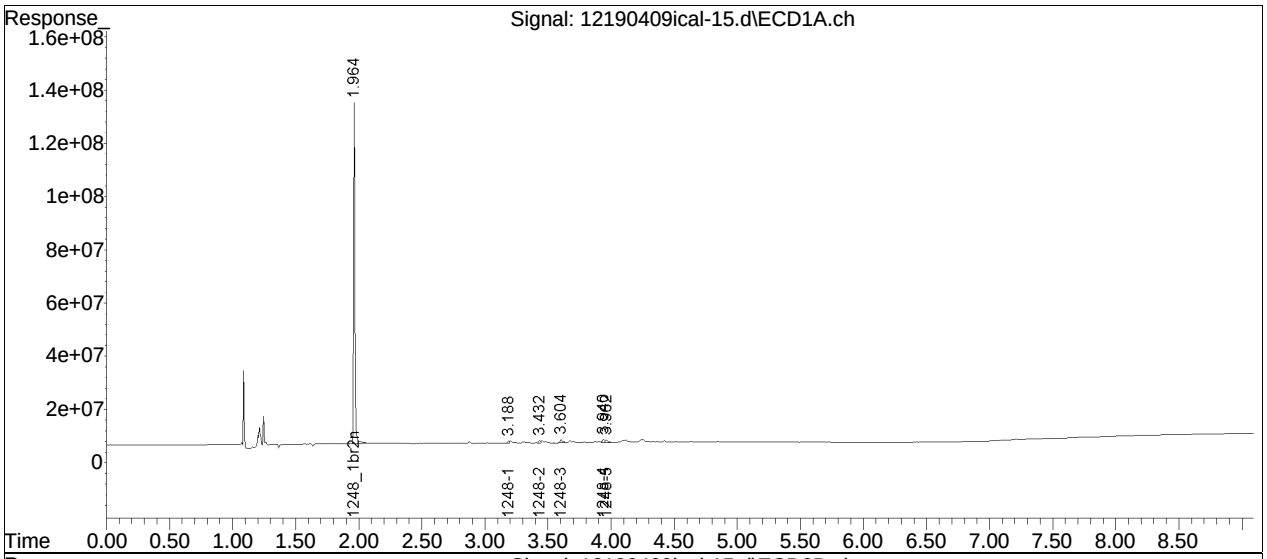

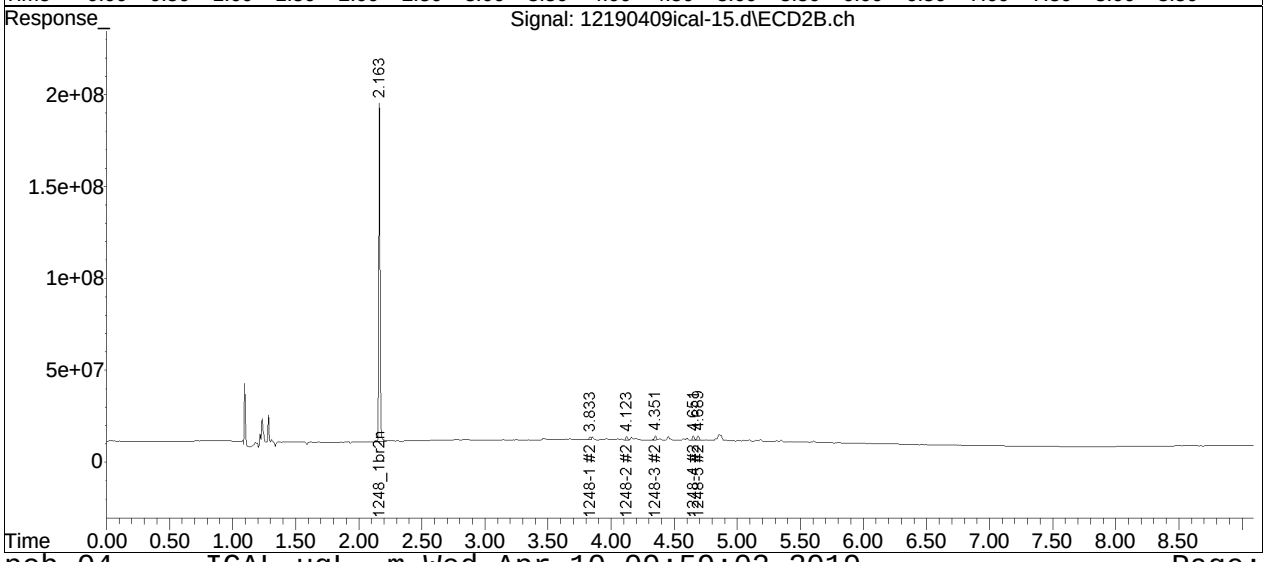

Manual Integration Report

Data Path	: I:\Pest12\190409ical\	QMethod	: P12_pcb_04-09-19_ICAL_ug
Data File	: 12190409ical-15.d	Operator	: Pest12:kb
Date Inj'd	: 4/9/2019 6:53 am	Instrument	: Pest 12
Sample	: il11248,42e,,9013	Quant Date	: 4/9/2019 3:42 pm

Compound #35: 1248-1

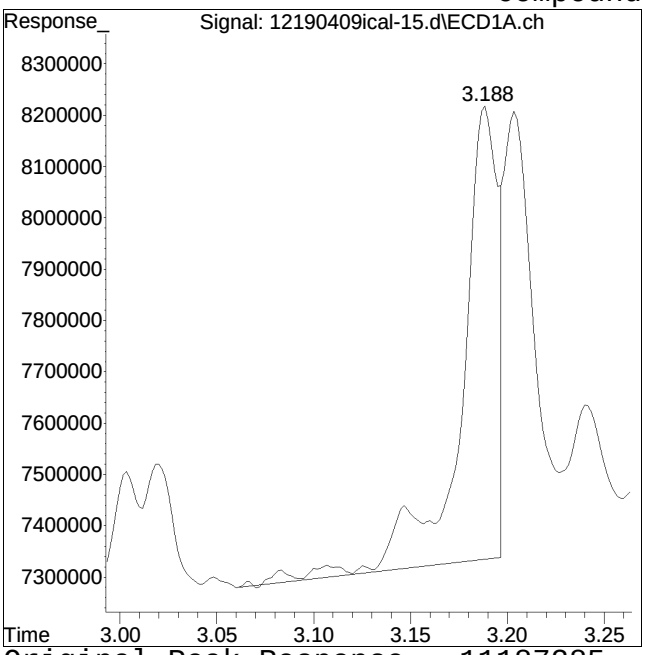

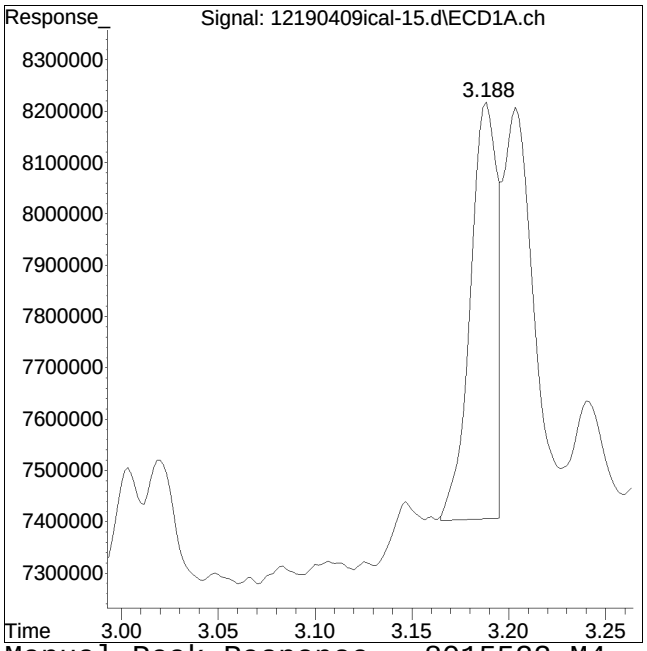

Original Peak Response = 11187285 Manual Peak Response = 8015522 M4
M4 = Poor automated baseline construction.

Manual Integration Report

Data Path	: I:\Pest12\190409ical\	QMethod	: P12_pcb_04-09-19_ICAL_ug
Data File	: 12190409ical-15.d	Operator	: Pest12:kb
Date Inj'd	: 4/9/2019 6:53 am	Instrument	: Pest 12
Sample	: il11248,42e,,9013	Quant Date	: 4/9/2019 3:42 pm

Compound #86: 1248-1 #2

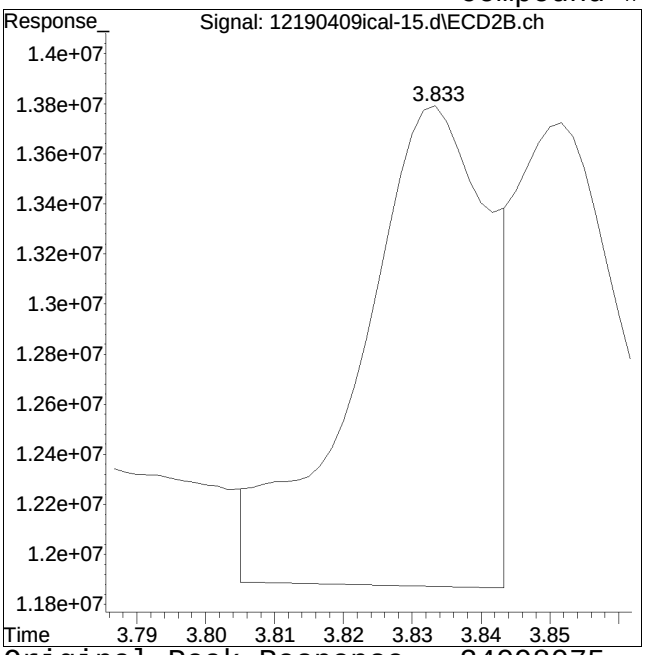

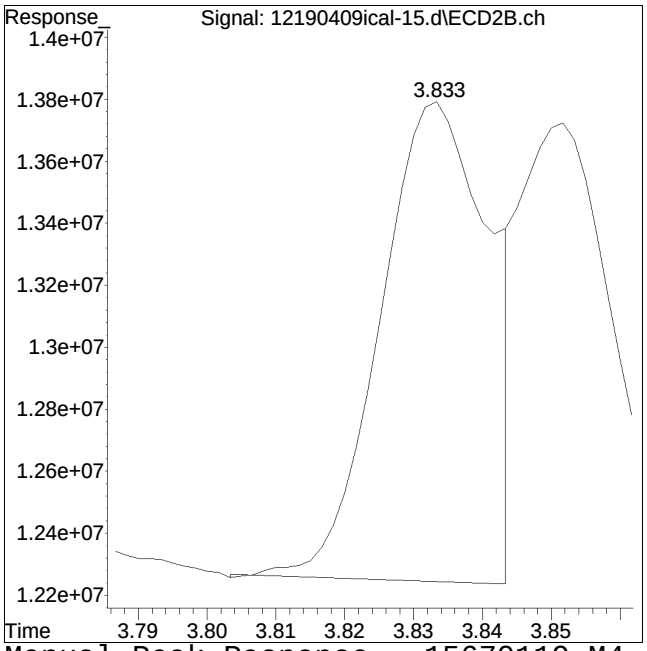

Original Peak Response = 24098075 Manual Peak Response = 15670119 M4
M4 = Poor automated baseline construction.

Manual Integration Report

Data Path	: I:\Pest12\190409ical\	QMethod	: P12_pcb_04-09-19_ICAL_ug
Data File	: 12190409ical-15.d	Operator	: Pest12:kb
Date Inj'd	: 4/9/2019 6:53 am	Instrument	: Pest 12
Sample	: il11248,42e,,9013	Quant Date	: 4/9/2019 3:42 pm

Compound #87: 1248-2 #2

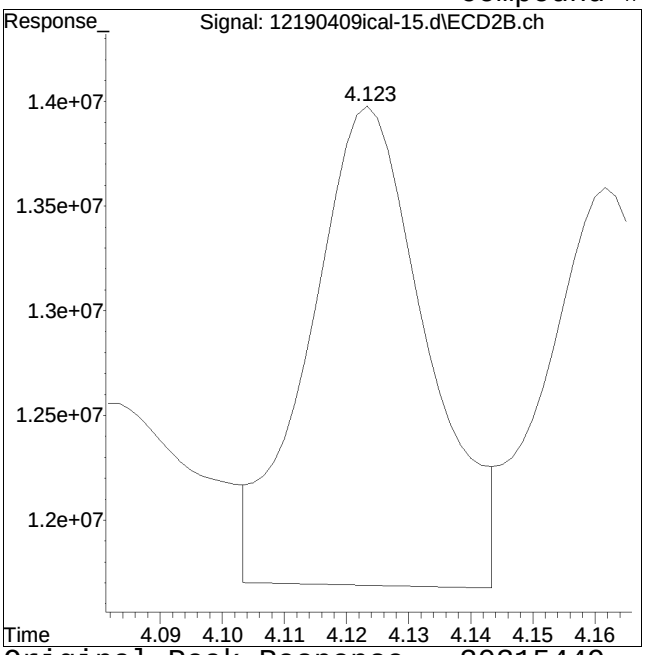

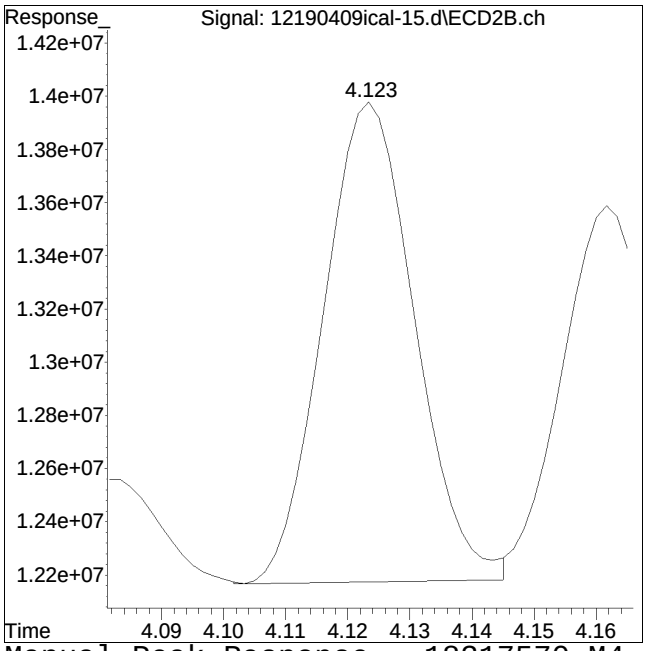

Original Peak Response = 30315449 Manual Peak Response = 18317570 M4

M4 = Poor automated baseline construction.

Manual Integration Report

Data Path	: I:\Pest12\190409ical\	QMethod	: P12_pcb_04-09-19_ICAL_ug
Data File	: 12190409ical-15.d	Operator	: Pest12:kb
Date Inj'd	: 4/9/2019 6:53 am	Instrument	: Pest 12
Sample	: il11248,42e,,9013	Quant Date	: 4/9/2019 3:42 pm

Compound #88: 1248-3 #2

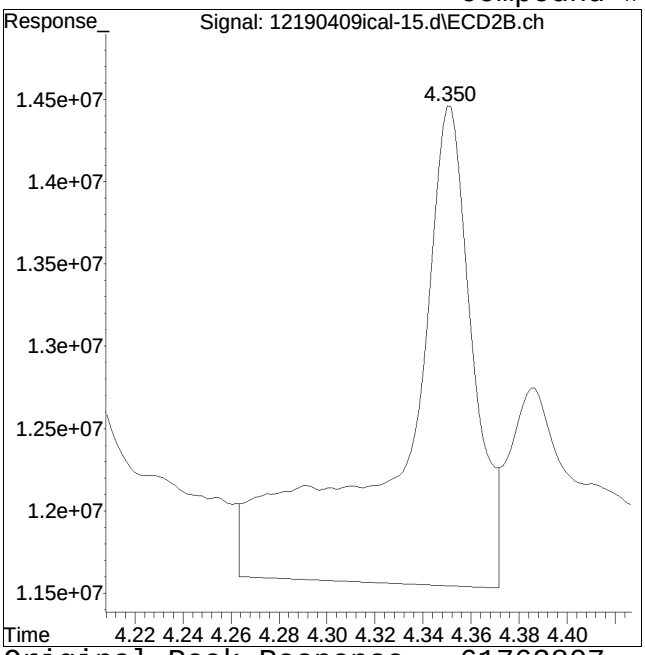

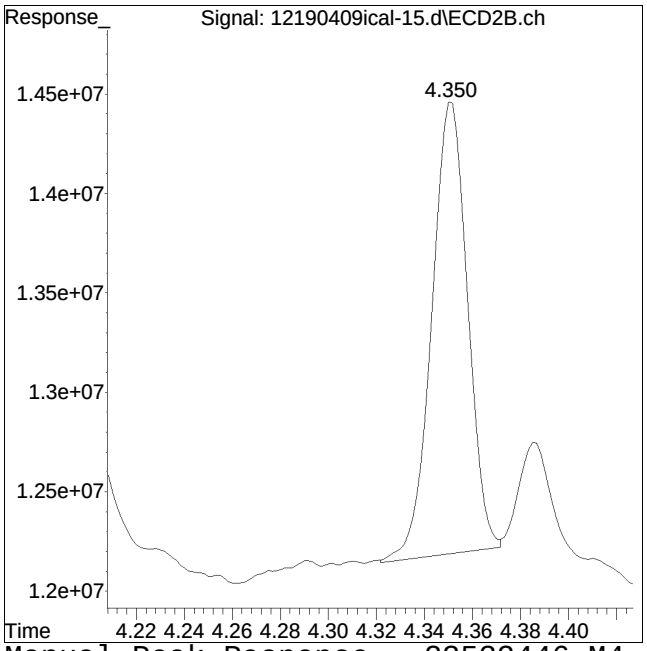

Original Peak Response = 61762807 Manual Peak Response = 23532446 M4
M4 = Poor automated baseline construction.

Manual Integration Report

Data Path	: I:\Pest12\190409ical\	QMethod	: P12_pcb_04-09-19_ICAL_ug
Data File	: 12190409ical-15.d	Operator	: Pest12:kb
Date Inj'd	: 4/9/2019 6:53 am	Instrument	: Pest 12
Sample	: il11248,42e,,9013	Quant Date	: 4/9/2019 3:42 pm

Compound #89: 1248-4 #2

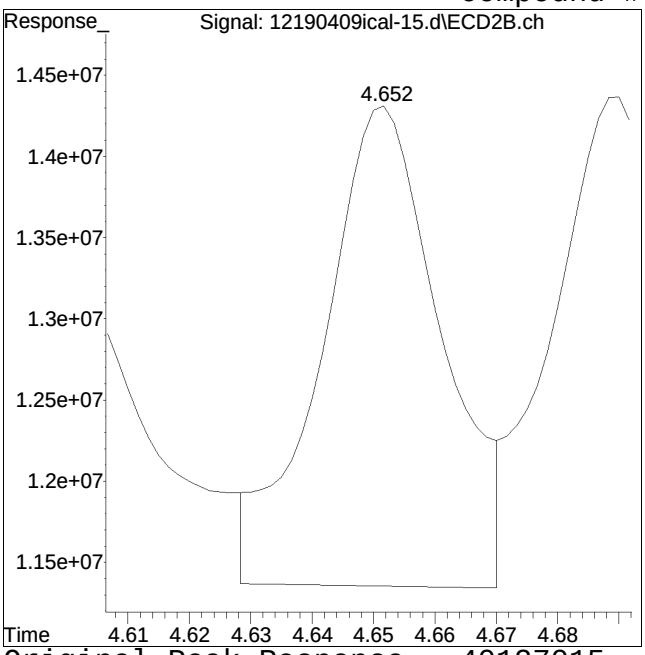

Original Peak Response = 40127015

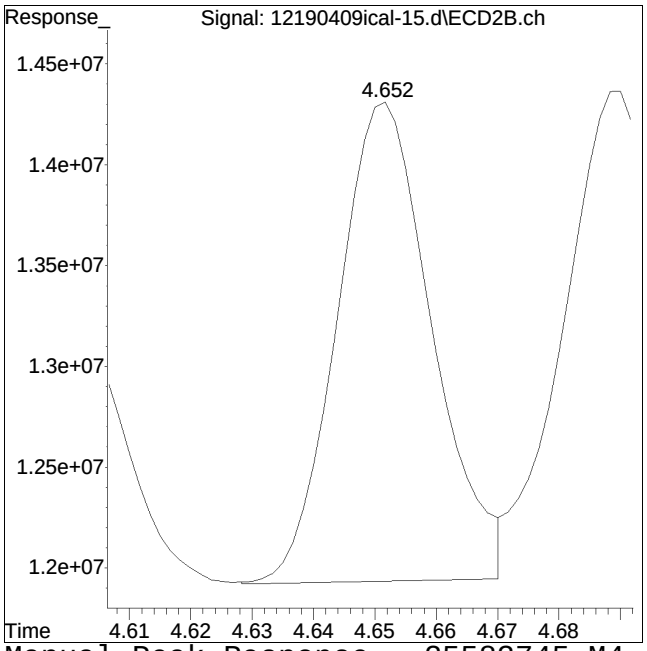

Manual Peak Response = 25583745 M4

M4 = Poor automated baseline construction.

Manual Integration Report

Data Path	: I:\Pest12\190409ical\	QMethod	: P12_pcb_04-09-19_ICAL_ug
Data File	: 12190409ical-15.d	Operator	: Pest12:kb
Date Inj'd	: 4/9/2019 6:53 am	Instrument	: Pest 12
Sample	: il11248,42e,,9013	Quant Date	: 4/9/2019 3:42 pm

Compound #90: 1248-5 #2

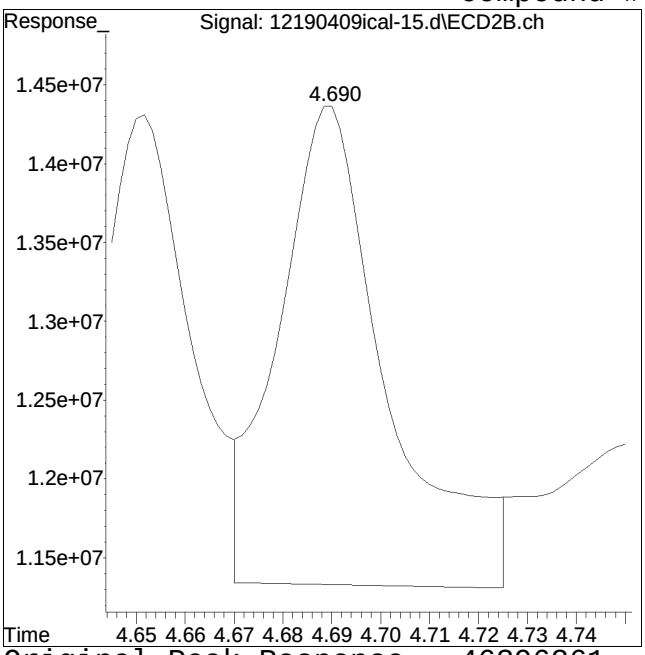

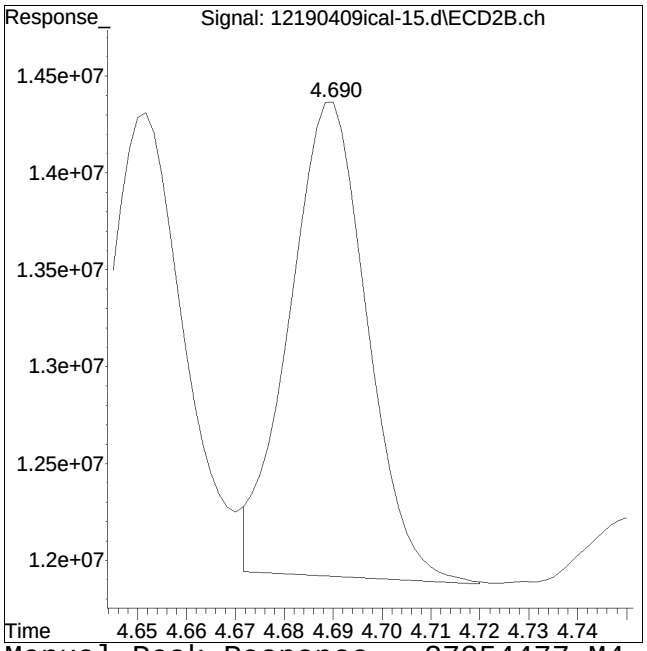

Original Peak Response = 46396261 Manual Peak Response = 27354477 M4
M4 = Poor automated baseline construction.

Quantitation Report (QT Reviewed)

Data Path : I:\Pest12\190409ical\
Data File : 12190409ical-16.d
Signal(s) : Signal #1: ECD1A.ch Signal #2: ECD2B.ch
Acq On : 9 Apr 2019 7:06 am
Operator : Pest12:kb
Sample : il21248,42e,,9012
Misc : wg1224428,
ALS Vial : 15 Sample Multiplier: 1

Integration File signal 1: events1.e
Integration File signal 2: events2.e
Quant Time: Apr 09 15:39:51 2019
Quant Method : I:\Pest12\190409ical\P12_pcb_04-09-19_ICAL_ugL_.m
Quant Title : pcb
QLast Update : Tue Apr 09 15:35:47 2019
Response via : Initial Calibration
Integrator: ChemStation

Volume Inj. :
Signal #1 Phase : Signal #2 Phase:
Signal #1 Info : Signal #2 Info :

Sub List : Default - All compounds listed

	Compound	RT#1	RT#2	Resp#1	Resp#2	ug/l	ug/l
	Internal Standards						
1) i	1660_1br2nb	0.000	0.000	0	0	N.D. d	N.D. d
14) i	2154_1br2nb	0.000	0.000	0	0	N.D. d	N.D. d
23) i	4268_1br2nb	0.000	0.000	0	0	N.D. d	N.D. d
34) i	1248_1br2nb	1.965	2.164	839.1E6	1196.6E6	250.000	250.000
40) i	3262_1br2nb	0.000	0.000	0	0	N.D. d	N.D. d
	System Monitoring Compounds						
2) s	2,4,5,6-Tetr	0.000	0.000	0	0	N.D. d	N.D. d
Spiked Amount	500.000	Range	30 - 150	Recovery	=	0.00%#	0.00%#
3) s	Decachlorobi	0.000	0.000	0	0	N.D. d	N.D. d
Spiked Amount	500.000	Range	30 - 150	Recovery	=	0.00%#	0.00%#
	Target Compounds						
4) l1	1016-1	0.000	0.000	0	0	N.D. d	N.D. d
5) l1	1016-2	0.000	0.000	0	0	N.D. d	N.D. d
6) l1	1016-3	0.000	0.000	0	0	N.D. d	N.D. d
7) l1	1016-4	0.000	0.000	0	0	N.D. d	N.D. d
8) l1	1016-5	0.000	0.000	0	0	N.D. d	N.D. d
Sum	1016-1			0	0	N.D.	N.D.
Average	1016-1					0.000	0.000
9) l2	1260-1	0.000	0.000	0	0	N.D. d	N.D. d
10) l2	1260-2	0.000	0.000	0	0	N.D. d	N.D. d
11) l2	1260-3	0.000	0.000	0	0	N.D. d	N.D. d
12) l2	1260-4	0.000	0.000	0	0	N.D. d	N.D. d
13) l2	1260-5	0.000	0.000	0	0	N.D. d	N.D. d
Sum	1260-1			0	0	N.D.	N.D.
Average	1260-1					0.000	0.000
15) l3	1221-1	0.000	0.000	0	0	N.D. d	N.D. d
16) l3	1221-2	0.000	0.000	0	0	N.D. d	N.D. d
17) l3	1221-3	0.000	0.000	0	0	N.D. d	N.D. d

Quantitation Report (QT Reviewed)

Data Path : I:\Pest12\190409ical\
Data File : 12190409ical-16.d
Signal(s) : Signal #1: ECD1A.ch Signal #2: ECD2B.ch
Acq On : 9 Apr 2019 7:06 am
Operator : Pest12:kb
Sample : il21248,42e,,9012
Misc : wg1224428,
ALS Vial : 15 Sample Multiplier: 1

Integration File signal 1: events1.e
Integration File signal 2: events2.e
Quant Time: Apr 09 15:39:51 2019
Quant Method : I:\Pest12\190409ical\P12_pcb_04-09-19_ICAL_ugL_.m
Quant Title : pcb
QLast Update : Tue Apr 09 15:35:47 2019
Response via : Initial Calibration
Integrator: ChemStation

Volume Inj. :
Signal #1 Phase : Signal #2 Phase:
Signal #1 Info : Signal #2 Info :

Sub List : Default - All compounds listed

	Compound	RT#1	RT#2	Resp#1	Resp#2	ug/l	ug/l
Sum	1221-1			0	0	N.D.	N.D.
Average	1221-1					0.000	0.000
18) l4	1254-1	0.000	0.000	0	0	N.D. d	N.D. d
19) l4	1254-2	0.000	0.000	0	0	N.D. d	N.D. d
20) l4	1254-3	0.000	0.000	0	0	N.D. d	N.D. d
21) l4	1254-4	0.000	0.000	0	0	N.D. d	N.D. d
22) l4	1254-5	0.000	0.000	0	0	N.D. d	N.D. d
Sum	1254-1			0	0	N.D.	N.D.
Average	1254-1					0.000	0.000
24) l6	1242-1	0.000	0.000	0	0	N.D. d	N.D. d
25) l6	1242-2	0.000	0.000	0	0	N.D. d	N.D. d
26) l6	1242-3	0.000	0.000	0	0	N.D. d	N.D. d
27) l6	1242-4	0.000	0.000	0	0	N.D. d	N.D. d
28) l6	1242-5	0.000	0.000	0	0	N.D. d	N.D. d
Sum	1242-1			0	0	N.D.	N.D.
Average	1242-1					0.000	0.000
29) l9	1268-1	0.000	0.000	0	0	N.D. d	N.D. d
30) l9	1268-2	0.000	0.000	0	0	N.D. d	N.D. d
31) l9	1268-3	0.000	0.000	0	0	N.D. d	N.D. d
32) l9	1268-4	0.000	0.000	0	0	N.D. d	N.D. d
33) l9	1268-5	0.000	0.000	0	0	N.D. d	N.D. d
Sum	1268-1			0	0	N.D.	N.D.
Average	1268-1					0.000	0.000
35) l7	1248-1	3.189	3.833	34551793	66586929	584.661	606.241
36) l7	1248-2	3.433	4.124	51025452	81492757	587.977	622.441
37) l7	1248-3	3.605	4.350	80256841	98855982	575.183	596.862M4
38) l7	1248-4	3.939	4.651	63474782	104.9E6	572.796M4	593.387M4
39) l7	1248-5	3.962	4.689	59283681	115.4E6	539.679M4	583.623M4

Quantitation Report (QT Reviewed)

Data Path : I:\Pest12\190409ical\
Data File : 12190409ical-16.d
Signal(s) : Signal #1: ECD1A.ch Signal #2: ECD2B.ch
Acq On : 9 Apr 2019 7:06 am
Operator : Pest12:kb
Sample : il21248,42e,,9012
Misc : wg1224428,
ALS Vial : 15 Sample Multiplier: 1

Integration File signal 1: events1.e
Integration File signal 2: events2.e
Quant Time: Apr 09 15:39:51 2019
Quant Method : I:\Pest12\190409ical\P12_pcb_04-09-19_ICAL_ugL_.m
Quant Title : pcb
QLast Update : Tue Apr 09 15:35:47 2019
Response via : Initial Calibration
Integrator: ChemStation

Volume Inj. :
Signal #1 Phase : Signal #2 Phase:
Signal #1 Info : Signal #2 Info :

Sub List : Default - All compounds listed

Compound	RT#1	RT#2	Resp#1	Resp#2	ug/l	ug/l
Sum 1248-1			288.6E6	467.1E6	NoCal	NoCal D
Average 1248-1					572.059	600.511
41) l5 1232-1	0.000	0.000	0	0	N.D. d	N.D. d
42) l5 1232-2	0.000	0.000	0	0	N.D. d	N.D. d
43) l5 1232-3	0.000	0.000	0	0	N.D. d	N.D. d
44) l5 1232-4	0.000	0.000	0	0	N.D. d	N.D. d
45) l5 1232-5	0.000	0.000	0	0	N.D. d	N.D. d
Sum 1232-1			0	0	N.D.	N.D.
Average 1232-1					0.000	0.000
46) l8 1262-1	0.000	0.000	0	0	N.D. d	N.D. d
47) l8 1262-2	0.000	0.000	0	0	N.D. d	N.D. d
48) l8 1262-3	0.000	0.000	0	0	N.D. d	N.D. d
49) l8 1262-4	0.000	0.000	0	0	N.D. d	N.D. d
50) l8 1262-5	0.000	0.000	0	0	N.D. d	N.D. d
Sum 1262-1			0	0	N.D.	N.D.
Average 1262-1					0.000	0.000

SemiQuant Compounds - Not Calibrated on this Instrument

Sum 1262-1			0	0	N.D.	N.D.
Average 1262-1					0.000	0.000

(f)=RT Delta > 1/2 Window (D)=Amounts differ by > 40% (m)=manual int.
(#)=Recovery Exceeds Compound Acceptance Limits.
(I,C,F) I=Interference, C=Coelluting Calibration Peak, F=Fails CC Criteria.

Sub List : Default - All compounds listed Reviewed)

Data Path : I:\Pest12\190409ical\
Data File : 12190409ical-16.d
Signal(s) : Signal #1: ECD1A.ch Signal #2: ECD2B.ch
Acq On : 9 Apr 2019 7:06 am
Operator : Pest12:kb
Sample : il21248,42e,,9012
Misc : wg1224428,
ALS Vial : 15 Sample Multiplier: 1

Integration File signal 1: events1.e
Integration File signal 2: events2.e
Quant Time: Apr 09 15:39:51 2019
Quant Method : I:\Pest12\190409ical\P12_pcb_04-09-19_ICAL_ugL_.m
Quant Title : pcb
QLast Update : Tue Apr 09 15:35:47 2019
Response via : Initial Calibration
Integrator: ChemStation

Volume Inj. :
Signal #1 Phase : Signal #2 Phase:
Signal #1 Info : Signal #2 Info :

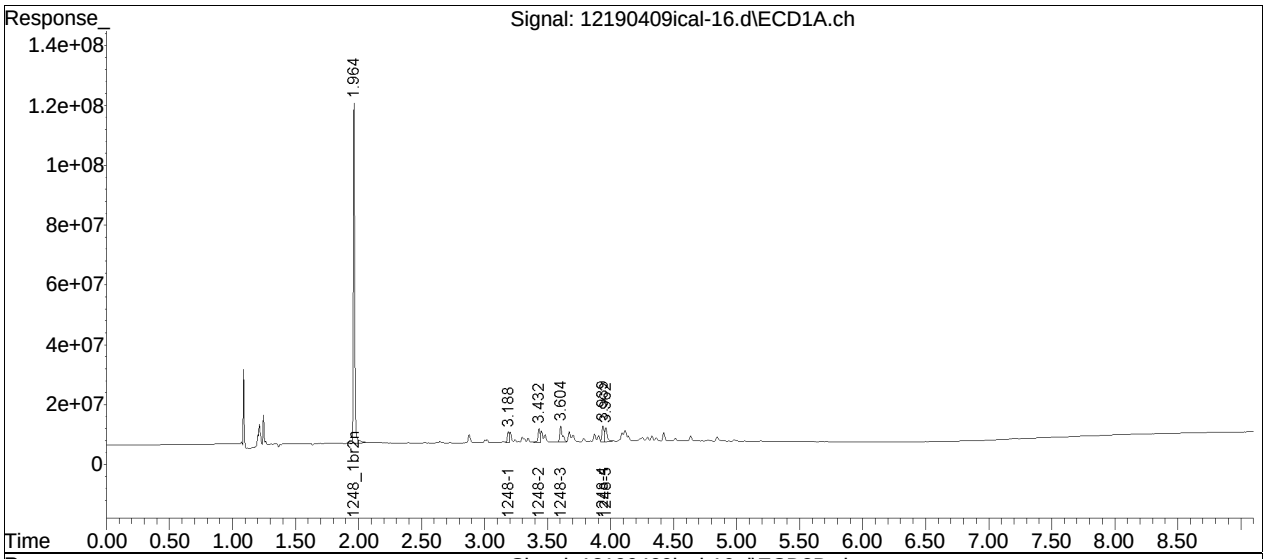

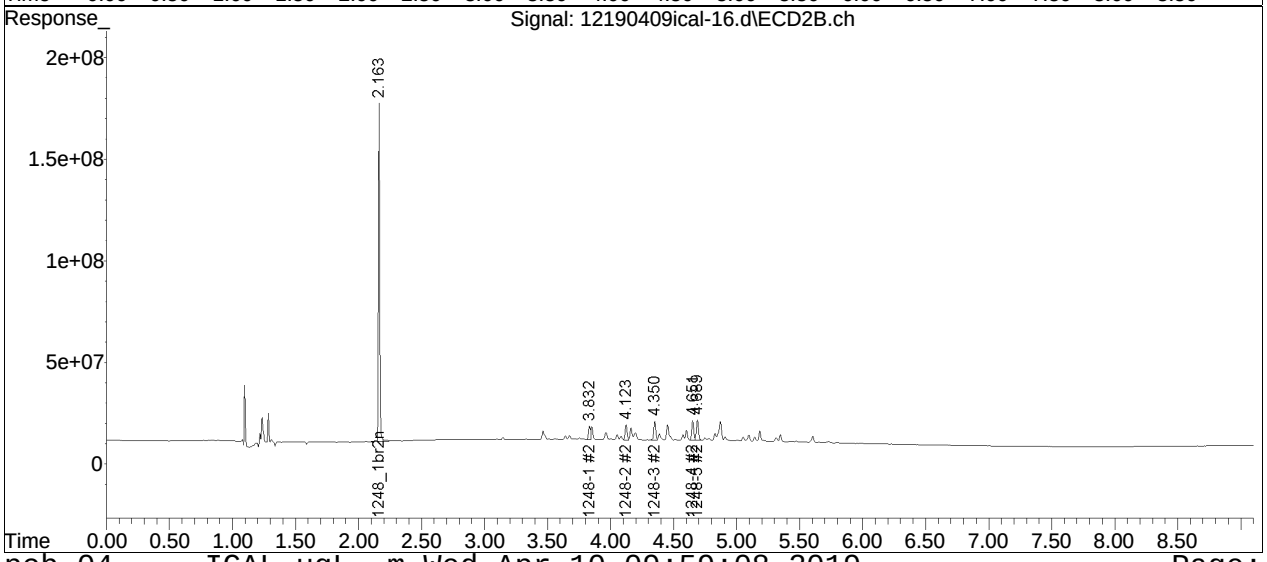

Manual Integration Report

Data Path	: I:\Pest12\190409ical\	QMethod	: P12_pcb_04-09-19_ICAL_ug
Data File	: 12190409ical-16.d	Operator	: Pest12:kb
Date Inj'd	: 4/9/2019 7:06 am	Instrument	: Pest 12
Sample	: il21248,42e,,9012	Quant Date	: 4/9/2019 3:35 pm

Compound #88: 1248-3 #2

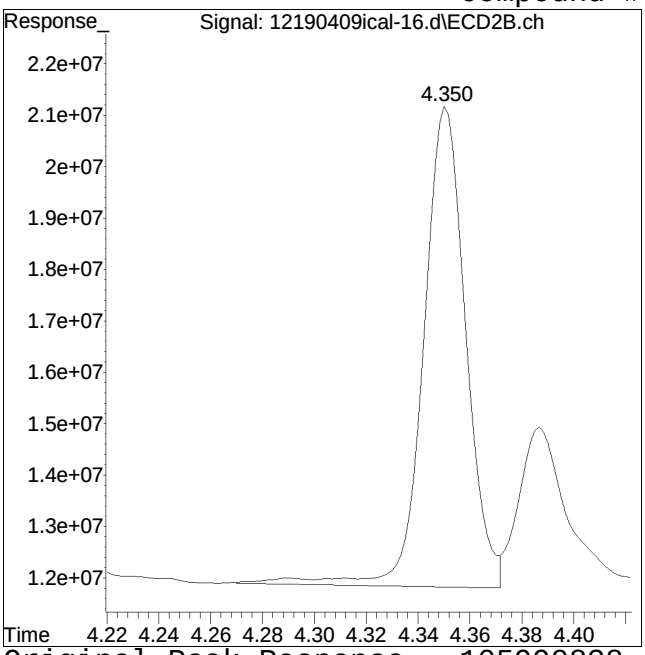

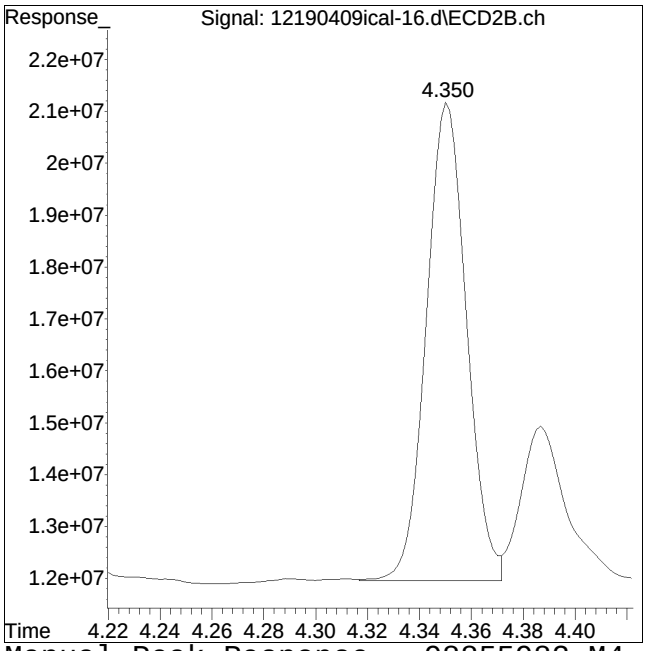

Original Peak Response = 105990838 Manual Peak Response = 98855982 M4
M4 = Poor automated baseline construction.

Manual Integration Report

Data Path	: I:\Pest12\190409ical\	QMethod	: P12_pcb_04-09-19_ICAL_ug
Data File	: 12190409ical-16.d	Operator	: Pest12:kb
Date Inj'd	: 4/9/2019 7:06 am	Instrument	: Pest 12
Sample	: il21248,42e,,9012	Quant Date	: 4/9/2019 3:35 pm

Compound #38: 1248-4

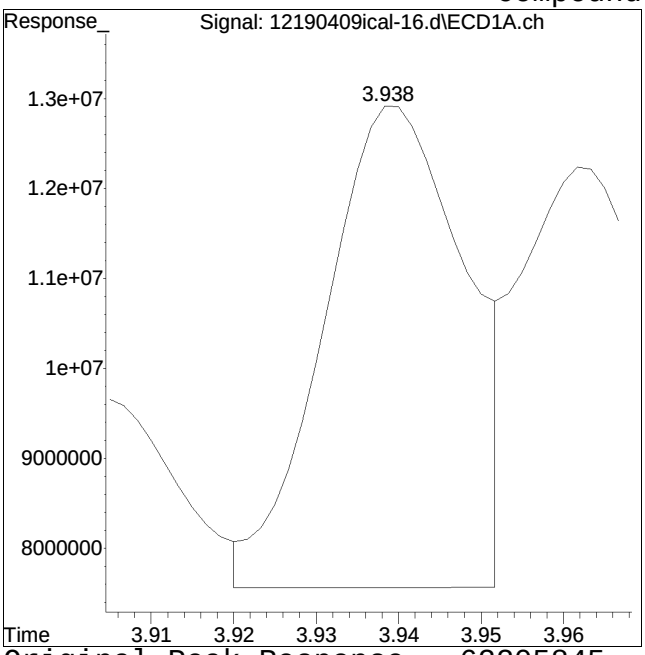

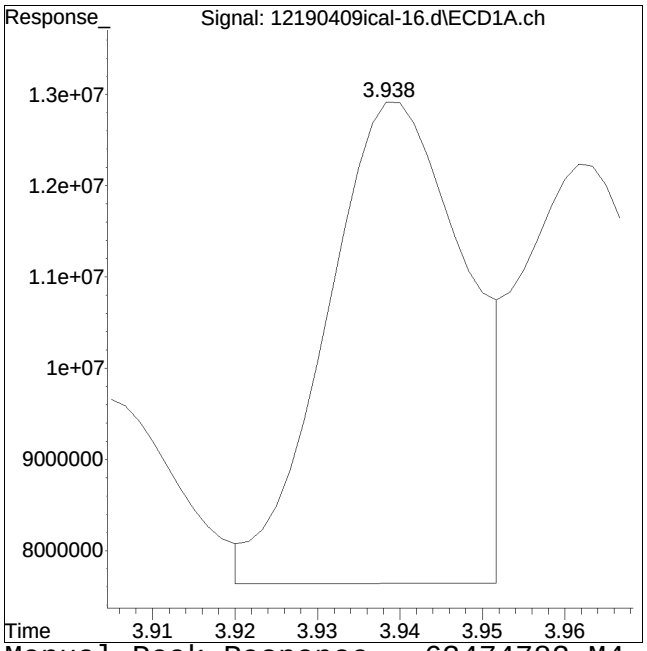

Original Peak Response = 62205845 Manual Peak Response = 63474782 M4
M4 = Poor automated baseline construction.

Manual Integration Report

Data Path	: I:\Pest12\190409ical\	QMethod	: P12_pcb_04-09-19_ICAL_ug
Data File	: 12190409ical-16.d	Operator	: Pest12:kb
Date Inj'd	: 4/9/2019 7:06 am	Instrument	: Pest 12
Sample	: il21248,42e,,9012	Quant Date	: 4/9/2019 3:35 pm

Compound #89: 1248-4 #2

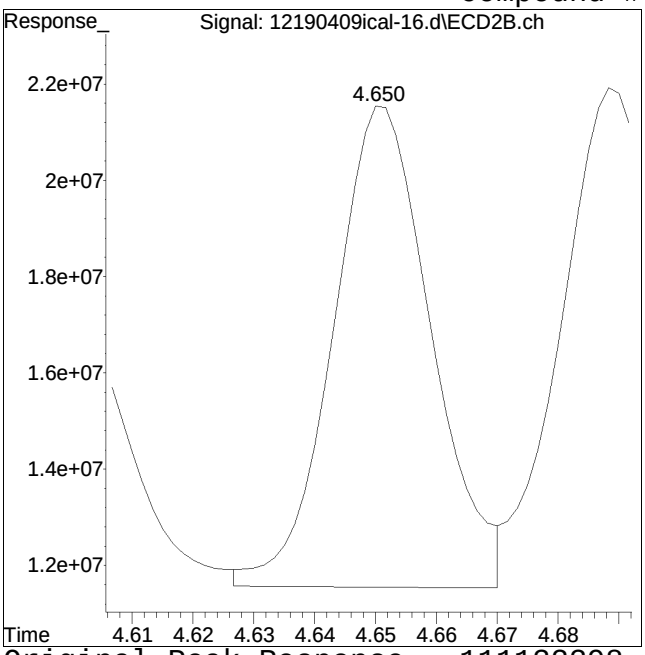

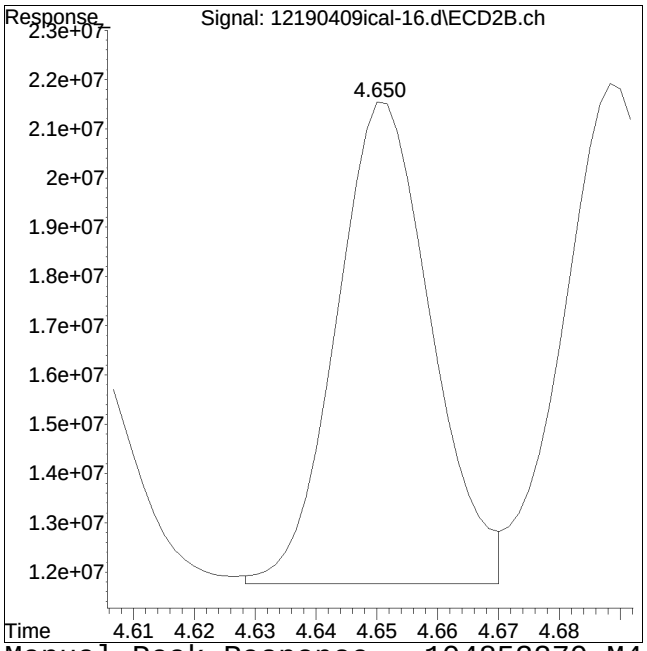

Original Peak Response = 111132398 Manual Peak Response = 104853270 M4
M4 = Poor automated baseline construction.

Manual Integration Report

Data Path	: I:\Pest12\190409ical\	QMethod	: P12_pcb_04-09-19_ICAL_ug
Data File	: 12190409ical-16.d	Operator	: Pest12:kb
Date Inj'd	: 4/9/2019 7:06 am	Instrument	: Pest 12
Sample	: il21248,42e,,9012	Quant Date	: 4/9/2019 3:35 pm

Compound #39: 1248-5

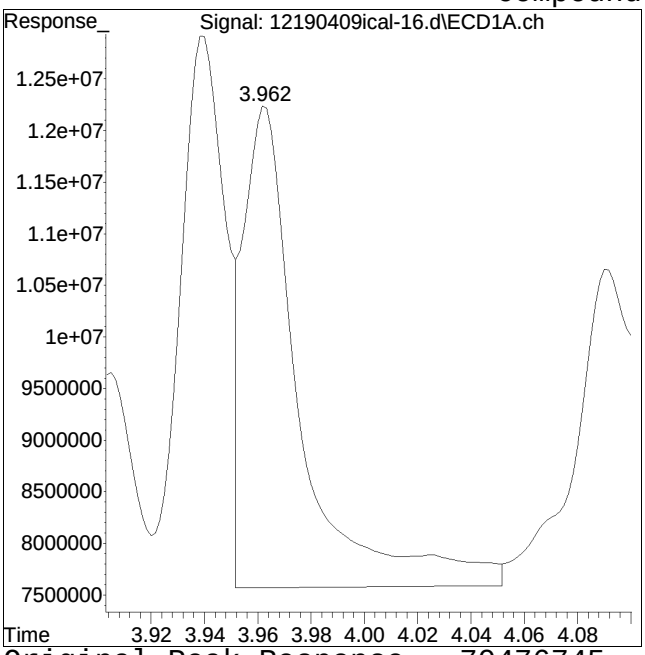

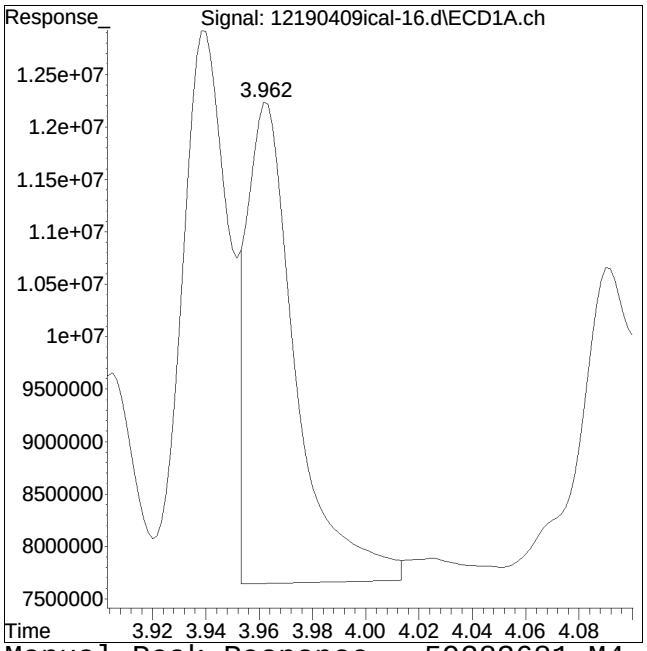

Original Peak Response = 70476745 Manual Peak Response = 59283681 M4
M4 = Poor automated baseline construction.

Manual Integration Report

Data Path	: I:\Pest12\190409ical\	QMethod	: P12_pcb_04-09-19_ICAL_ug
Data File	: 12190409ical-16.d	Operator	: Pest12:kb
Date Inj'd	: 4/9/2019 7:06 am	Instrument	: Pest 12
Sample	: il21248,42e,,9012	Quant Date	: 4/9/2019 3:35 pm

Compound #90: 1248-5 #2

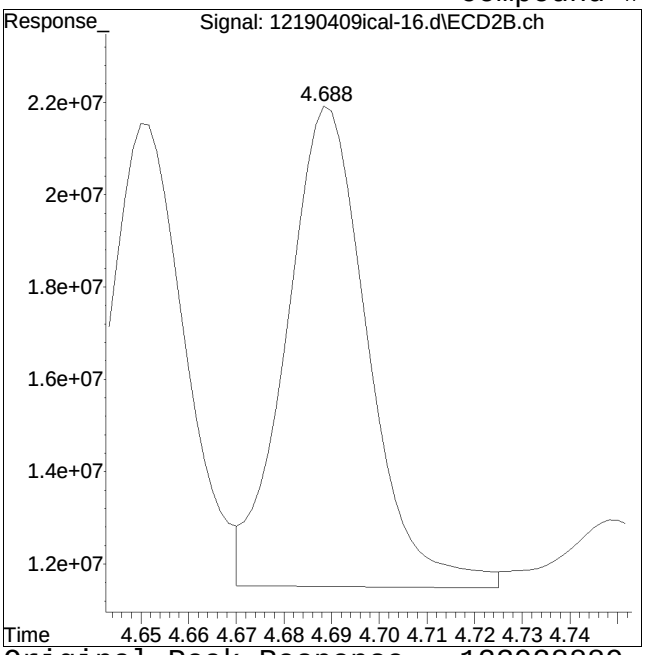

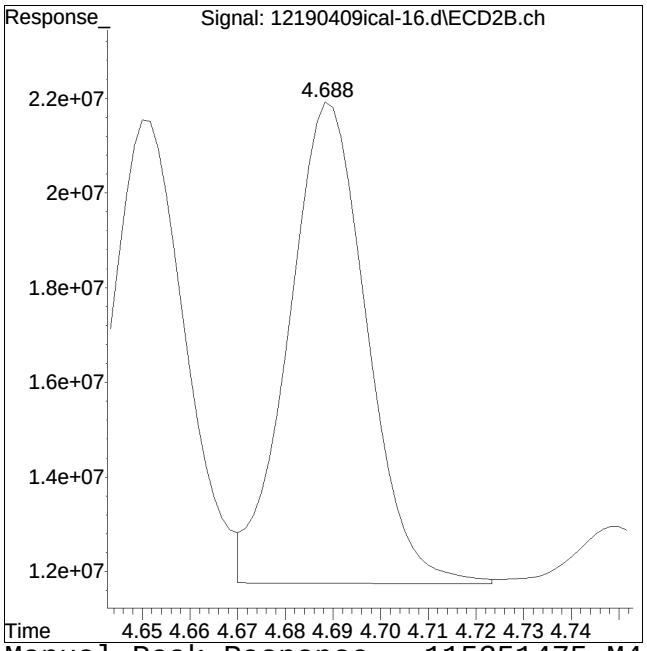

Original Peak Response = 123928889 Manual Peak Response = 115351475 M4
M4 = Poor automated baseline construction.

Quantitation Report (QT Reviewed)

Data Path : I:\Pest12\190409ical\
Data File : 12190409ical-17.d
Signal(s) : Signal #1: ECD1A.ch Signal #2: ECD2B.ch
Acq On : 9 Apr 2019 7:18 am
Operator : Pest12:kb
Sample : il31248,42e,,9011
Misc : wg1224428,
ALS Vial : 16 Sample Multiplier: 1

Integration File signal 1: events1.e
Integration File signal 2: events2.e
Quant Time: Apr 09 15:30:42 2019
Quant Method : I:\Pest12\190409ical\P12_pcb_04-09-19_ICAL_ugL_.m
Quant Title : pcb
QLast Update : Tue Apr 09 15:29:35 2019
Response via : Initial Calibration
Integrator: ChemStation

Volume Inj. :
Signal #1 Phase : Signal #2 Phase:
Signal #1 Info : Signal #2 Info :

Sub List : Default - All compounds listed

	Compound	RT#1	RT#2	Resp#1	Resp#2	ug/l	ug/l
	Internal Standards						
1) i	1660_1br2nb	0.000	0.000	0	0	N.D. d	N.D. d
14) i	2154_1br2nb	0.000	0.000	0	0	N.D. d	N.D. d
23) i	4268_1br2nb	0.000	0.000	0	0	N.D. d	N.D. d
34) i	1248_1br2nb	1.964	2.164	934.1E6	1347.7E6	250.000	250.000
40) i	3262_1br2nb	0.000	0.000	0	0	N.D. d	N.D. d
	System Monitoring Compounds						
2) s	2,4,5,6-Tetr	0.000	0.000	0	0	N.D. d	N.D. d
Spiked Amount	500.000	Range	30 - 150	Recovery	=	0.00%#	0.00%#
3) s	Decachlorobi	0.000	0.000	0	0	N.D. d	N.D. d
Spiked Amount	500.000	Range	30 - 150	Recovery	=	0.00%#	0.00%#
	Target Compounds						
4) l1	1016-1	0.000	0.000	0	0	N.D. d	N.D. d
5) l1	1016-2	0.000	0.000	0	0	N.D. d	N.D. d
6) l1	1016-3	0.000	0.000	0	0	N.D. d	N.D. d
7) l1	1016-4	0.000	0.000	0	0	N.D. d	N.D. d
8) l1	1016-5	0.000	0.000	0	0	N.D. d	N.D. d
Sum	1016-1			0	0	N.D.	N.D.
Average	1016-1					0.000	0.000
9) l2	1260-1	0.000	0.000	0	0	N.D. d	N.D. d
10) l2	1260-2	0.000	0.000	0	0	N.D. d	N.D. d
11) l2	1260-3	0.000	0.000	0	0	N.D. d	N.D. d
12) l2	1260-4	0.000	0.000	0	0	N.D. d	N.D. d
13) l2	1260-5	0.000	0.000	0	0	N.D. d	N.D. d
Sum	1260-1			0	0	N.D.	N.D.
Average	1260-1					0.000	0.000
15) l3	1221-1	0.000	0.000	0	0	N.D. d	N.D. d
16) l3	1221-2	0.000	0.000	0	0	N.D. d	N.D. d
17) l3	1221-3	0.000	0.000	0	0	N.D. d	N.D. d

Quantitation Report (QT Reviewed)

Data Path : I:\Pest12\190409ical\
Data File : 12190409ical-17.d
Signal(s) : Signal #1: ECD1A.ch Signal #2: ECD2B.ch
Acq On : 9 Apr 2019 7:18 am
Operator : Pest12:kb
Sample : il31248,42e,,9011
Misc : wg1224428,
ALS Vial : 16 Sample Multiplier: 1

Integration File signal 1: events1.e
Integration File signal 2: events2.e
Quant Time: Apr 09 15:30:42 2019
Quant Method : I:\Pest12\190409ical\P12_pcb_04-09-19_ICAL_ugL_.m
Quant Title : pcb
QLast Update : Tue Apr 09 15:29:35 2019
Response via : Initial Calibration
Integrator: ChemStation

Volume Inj. :
Signal #1 Phase : Signal #2 Phase:
Signal #1 Info : Signal #2 Info :

Sub List : Default - All compounds listed

	Compound	RT#1	RT#2	Resp#1	Resp#2	ug/l	ug/l
Sum	1221-1			0	0	N.D.	N.D.
Average	1221-1					0.000	0.000
18) l4	1254-1	0.000	0.000	0	0	N.D. d	N.D. d
19) l4	1254-2	0.000	0.000	0	0	N.D. d	N.D. d
20) l4	1254-3	0.000	0.000	0	0	N.D. d	N.D. d
21) l4	1254-4	0.000	0.000	0	0	N.D. d	N.D. d
22) l4	1254-5	0.000	0.000	0	0	N.D. d	N.D. d
Sum	1254-1			0	0	N.D.	N.D.
Average	1254-1					0.000	0.000
24) l6	1242-1	0.000	0.000	0	0	N.D. d	N.D. d
25) l6	1242-2	0.000	0.000	0	0	N.D. d	N.D. d
26) l6	1242-3	0.000	0.000	0	0	N.D. d	N.D. d
27) l6	1242-4	0.000	0.000	0	0	N.D. d	N.D. d
28) l6	1242-5	0.000	0.000	0	0	N.D. d	N.D. d
Sum	1242-1			0	0	N.D.	N.D.
Average	1242-1					0.000	0.000
29) l9	1268-1	0.000	0.000	0	0	N.D. d	N.D. d
30) l9	1268-2	0.000	0.000	0	0	N.D. d	N.D. d
31) l9	1268-3	0.000	0.000	0	0	N.D. d	N.D. d
32) l9	1268-4	0.000	0.000	0	0	N.D. d	N.D. d
33) l9	1268-5	0.000	0.000	0	0	N.D. d	N.D. d
Sum	1268-1			0	0	N.D.	N.D.
Average	1268-1					0.000	0.000
35) l7	1248-1	3.188	3.833	71088338	137.1E6	NoCal	NoCal
36) l7	1248-2	3.432	4.123	108.8E6	166.9E6	NoCal	NoCal
37) l7	1248-3	3.603	4.350	171.8E6	217.0E6	NoCal	NoCal
38) l7	1248-4	3.939	4.651	131.9E6	225.8E6	NoCal	NoCal
39) l7	1248-5	3.962	4.689	136.2E6	252.8E6	NoCal	NoCal
Sum	1248-1			0	0	N.D.	N.D.

Quantitation Report (QT Reviewed)

Data Path : I:\Pest12\190409ical\
Data File : 12190409ical-17.d
Signal(s) : Signal #1: ECD1A.ch Signal #2: ECD2B.ch
Acq On : 9 Apr 2019 7:18 am
Operator : Pest12:kb
Sample : il31248,42e,,9011
Misc : wg1224428,
ALS Vial : 16 Sample Multiplier: 1

Integration File signal 1: events1.e
Integration File signal 2: events2.e
Quant Time: Apr 09 15:30:42 2019
Quant Method : I:\Pest12\190409ical\P12_pcb_04-09-19_ICAL_ugL_.m
Quant Title : pcb
QLast Update : Tue Apr 09 15:29:35 2019
Response via : Initial Calibration
Integrator: ChemStation

Volume Inj. :
Signal #1 Phase : Signal #2 Phase:
Signal #1 Info : Signal #2 Info :

Sub List : Default - All compounds listed

	Compound	RT#1	RT#2	Resp#1	Resp#2	ug/l	ug/l
Average	1248-1					0.000	0.000
41) l5	1232-1	0.000	0.000	0	0	N.D. d	N.D. d
42) l5	1232-2	0.000	0.000	0	0	N.D. d	N.D. d
43) l5	1232-3	0.000	0.000	0	0	N.D. d	N.D. d
44) l5	1232-4	0.000	0.000	0	0	N.D. d	N.D. d
45) l5	1232-5	0.000	0.000	0	0	N.D. d	N.D. d
Sum	1232-1			0	0	N.D.	N.D.
Average	1232-1					0.000	0.000
46) l8	1262-1	0.000	0.000	0	0	N.D. d	N.D. d
47) l8	1262-2	0.000	0.000	0	0	N.D. d	N.D. d
48) l8	1262-3	0.000	0.000	0	0	N.D. d	N.D. d
49) l8	1262-4	0.000	0.000	0	0	N.D. d	N.D. d
50) l8	1262-5	0.000	0.000	0	0	N.D. d	N.D. d
Sum	1262-1			0	0	N.D.	N.D.
Average	1262-1					0.000	0.000

SemiQuant Compounds - Not Calibrated on this Instrument

Sum	1262-1			0	0	N.D.	N.D.
Average	1262-1					0.000	0.000

(f)=RT Delta > 1/2 Window (D)=Amounts differ by > 40% (m)=manual int.
(#)=Recovery Exceeds Compound Acceptance Limits.
(I,C,F) I=Interference, C=Coelluting Calibration Peak, F=Fails CC Criteria.

Sub List : Default - All compounds listed Reviewed)

Data Path : I:\Pest12\190409ical\
Data File : 12190409ical-17.d
Signal(s) : Signal #1: ECD1A.ch Signal #2: ECD2B.ch
Acq On : 9 Apr 2019 7:18 am
Operator : Pest12:kb
Sample : il31248,42e,,9011
Misc : wg1224428,
ALS Vial : 16 Sample Multiplier: 1

Integration File signal 1: events1.e
Integration File signal 2: events2.e
Quant Time: Apr 09 15:30:42 2019
Quant Method : I:\Pest12\190409ical\P12_pcb_04-09-19_ICAL_ugL_.m
Quant Title : pcb
QLast Update : Tue Apr 09 15:29:35 2019
Response via : Initial Calibration
Integrator: ChemStation

Volume Inj. :
Signal #1 Phase : Signal #2 Phase:
Signal #1 Info : Signal #2 Info :

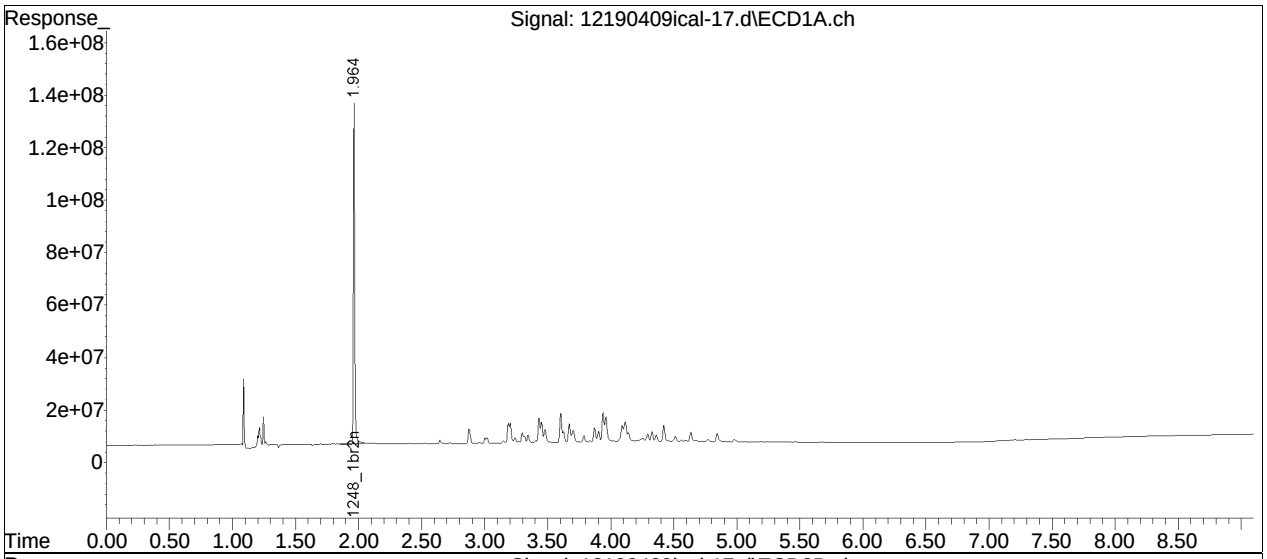

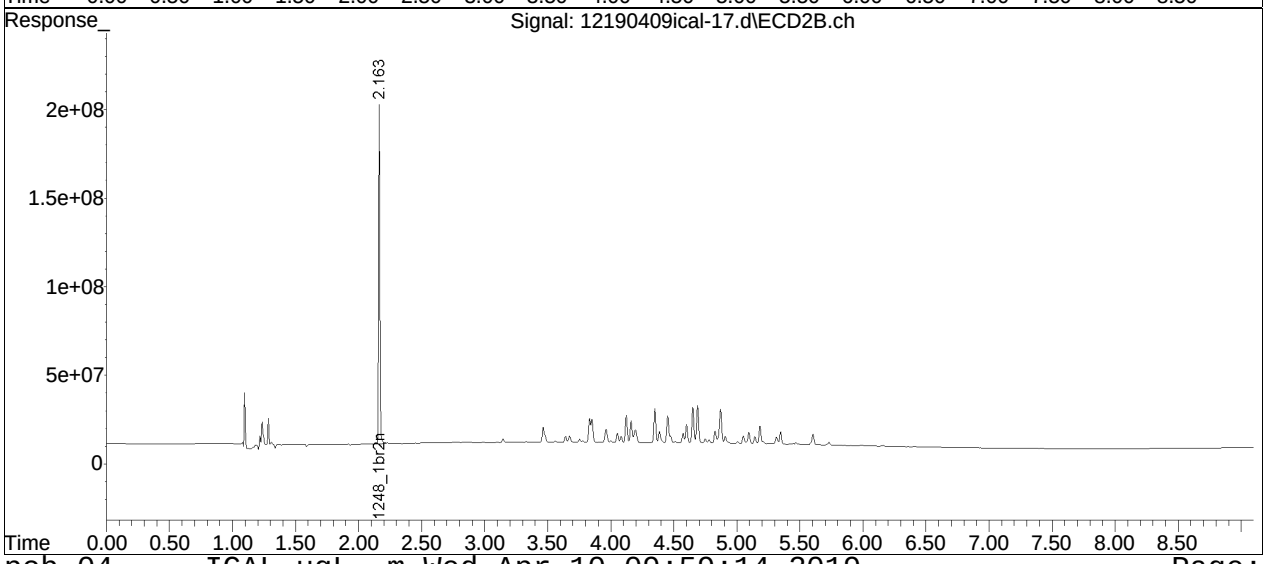

Manual Integration Report

Data Path	: I:\Pest12\190409ical\	QMethod	: P12_pcb_04-09-19_ICAL_ug
Data File	: 12190409ical-17.d	Operator	: Pest12:kb
Date Inj'd	: 4/9/2019 7:18 am	Instrument	: Pest 12
Sample	: il31248,42e,,9011	Quant Date	: 4/9/2019 3:29 pm

There are no manual integrations or false positives in this file.

Quantitation Report (QT Reviewed)

Data Path : I:\Pest12\190409ical\
Data File : 12190409ical-18.d
Signal(s) : Signal #1: ECD1A.ch Signal #2: ECD2B.ch
Acq On : 9 Apr 2019 7:30 am
Operator : Pest12:kb
Sample : il41248,42e,,9010
Misc : wg1224428,
ALS Vial : 17 Sample Multiplier: 1

Integration File signal 1: events1.e
Integration File signal 2: events2.e
Quant Time: Apr 09 15:32:58 2019
Quant Method : I:\Pest12\190409ical\P12_pcb_04-09-19_ICAL_ugL_.m
Quant Title : pcb
QLast Update : Tue Apr 09 15:30:58 2019
Response via : Initial Calibration
Integrator: ChemStation

Volume Inj. :
Signal #1 Phase : Signal #2 Phase:
Signal #1 Info : Signal #2 Info :

Sub List : Default - All compounds listed

	Compound	RT#1	RT#2	Resp#1	Resp#2	ug/l	ug/l
	Internal Standards						
1) i	1660_1br2nb	0.000	0.000	0	0	N.D. d	N.D. d
14) i	2154_1br2nb	0.000	0.000	0	0	N.D. d	N.D. d
23) i	4268_1br2nb	0.000	0.000	0	0	N.D. d	N.D. d
34) i	1248_1br2nb	1.964	2.164	950.3E6	1379.5E6	250.000	250.000
40) i	3262_1br2nb	0.000	0.000	0	0	N.D. d	N.D. d
	System Monitoring Compounds						
2) s	2,4,5,6-Tetr	0.000	0.000	0	0	N.D. d	N.D. d
Spiked Amount	500.000	Range	30 - 150	Recovery	=	0.00%#	0.00%#
3) s	Decachlorobi	0.000	0.000	0	0	N.D. d	N.D. d
Spiked Amount	500.000	Range	30 - 150	Recovery	=	0.00%#	0.00%#
	Target Compounds						
4) l1	1016-1	0.000	0.000	0	0	N.D. d	N.D. d
5) l1	1016-2	0.000	0.000	0	0	N.D. d	N.D. d
6) l1	1016-3	0.000	0.000	0	0	N.D. d	N.D. d
7) l1	1016-4	0.000	0.000	0	0	N.D. d	N.D. d
8) l1	1016-5	0.000	0.000	0	0	N.D. d	N.D. d
Sum	1016-1			0	0	N.D.	N.D.
Average	1016-1					0.000	0.000
9) l2	1260-1	0.000	0.000	0	0	N.D. d	N.D. d
10) l2	1260-2	0.000	0.000	0	0	N.D. d	N.D. d
11) l2	1260-3	0.000	0.000	0	0	N.D. d	N.D. d
12) l2	1260-4	0.000	0.000	0	0	N.D. d	N.D. d
13) l2	1260-5	0.000	0.000	0	0	N.D. d	N.D. d
Sum	1260-1			0	0	N.D.	N.D.
Average	1260-1					0.000	0.000
15) l3	1221-1	0.000	0.000	0	0	N.D. d	N.D. d
16) l3	1221-2	0.000	0.000	0	0	N.D. d	N.D. d
17) l3	1221-3	0.000	0.000	0	0	N.D. d	N.D. d

Quantitation Report (QT Reviewed)

Data Path : I:\Pest12\190409ical\
Data File : 12190409ical-18.d
Signal(s) : Signal #1: ECD1A.ch Signal #2: ECD2B.ch
Acq On : 9 Apr 2019 7:30 am
Operator : Pest12:kb
Sample : il41248,42e,,9010
Misc : wg1224428,
ALS Vial : 17 Sample Multiplier: 1

Integration File signal 1: events1.e
Integration File signal 2: events2.e
Quant Time: Apr 09 15:32:58 2019
Quant Method : I:\Pest12\190409ical\P12_pcb_04-09-19_ICAL_ugL_.m
Quant Title : pcb
QLast Update : Tue Apr 09 15:30:58 2019
Response via : Initial Calibration
Integrator: ChemStation

Volume Inj. :
Signal #1 Phase : Signal #2 Phase:
Signal #1 Info : Signal #2 Info :

Sub List : Default - All compounds listed

	Compound	RT#1	RT#2	Resp#1	Resp#2	ug/l	ug/l
Sum	1221-1			0	0	N.D.	N.D.
Average	1221-1					0.000	0.000
18) l4	1254-1	0.000	0.000	0	0	N.D. d	N.D. d
19) l4	1254-2	0.000	0.000	0	0	N.D. d	N.D. d
20) l4	1254-3	0.000	0.000	0	0	N.D. d	N.D. d
21) l4	1254-4	0.000	0.000	0	0	N.D. d	N.D. d
22) l4	1254-5	0.000	0.000	0	0	N.D. d	N.D. d
Sum	1254-1			0	0	N.D.	N.D.
Average	1254-1					0.000	0.000
24) l6	1242-1	0.000	0.000	0	0	N.D. d	N.D. d
25) l6	1242-2	0.000	0.000	0	0	N.D. d	N.D. d
26) l6	1242-3	0.000	0.000	0	0	N.D. d	N.D. d
27) l6	1242-4	0.000	0.000	0	0	N.D. d	N.D. d
28) l6	1242-5	0.000	0.000	0	0	N.D. d	N.D. d
Sum	1242-1			0	0	N.D.	N.D.
Average	1242-1					0.000	0.000
29) l9	1268-1	0.000	0.000	0	0	N.D. d	N.D. d
30) l9	1268-2	0.000	0.000	0	0	N.D. d	N.D. d
31) l9	1268-3	0.000	0.000	0	0	N.D. d	N.D. d
32) l9	1268-4	0.000	0.000	0	0	N.D. d	N.D. d
33) l9	1268-5	0.000	0.000	0	0	N.D. d	N.D. d
Sum	1268-1			0	0	N.D.	N.D.
Average	1268-1					0.000	0.000
35) l7	1248-1	3.186	3.833	178.2E6	319.6E6	2464.225M3	2277.860
36) l7	1248-2	3.431	4.123	255.1E6	377.8E6	2305.785	2211.138
37) l7	1248-3	3.603	4.350	400.5E6	468.9E6	2291.772	2110.971
38) l7	1248-4	3.938	4.650	315.4E6	505.7E6	2350.373	2187.520
39) l7	1248-5	3.961	4.688	314.4E6	567.8E6	2268.268	2194.237
Sum	1248-1			1463.7E6	2239.8E6	NoCal	NoCal D

Quantitation Report (QT Reviewed)

Data Path : I:\Pest12\190409ical\
Data File : 12190409ical-18.d
Signal(s) : Signal #1: ECD1A.ch Signal #2: ECD2B.ch
Acq On : 9 Apr 2019 7:30 am
Operator : Pest12:kb
Sample : il41248,42e,,9010
Misc : wg1224428,
ALS Vial : 17 Sample Multiplier: 1

Integration File signal 1: events1.e
Integration File signal 2: events2.e
Quant Time: Apr 09 15:32:58 2019
Quant Method : I:\Pest12\190409ical\P12_pcb_04-09-19_ICAL_ugL_.m
Quant Title : pcb
QLast Update : Tue Apr 09 15:30:58 2019
Response via : Initial Calibration
Integrator: ChemStation

Volume Inj. :
Signal #1 Phase : Signal #2 Phase:
Signal #1 Info : Signal #2 Info :

Sub List : Default - All compounds listed

	Compound	RT#1	RT#2	Resp#1	Resp#2	ug/l	ug/l
Average	1248-1					2336.085	2196.345
41) l5	1232-1	0.000	0.000	0	0	N.D. d	N.D. d
42) l5	1232-2	0.000	0.000	0	0	N.D. d	N.D. d
43) l5	1232-3	0.000	0.000	0	0	N.D. d	N.D. d
44) l5	1232-4	0.000	0.000	0	0	N.D. d	N.D. d
45) l5	1232-5	0.000	0.000	0	0	N.D. d	N.D. d
Sum	1232-1			0	0	N.D.	N.D.
Average	1232-1					0.000	0.000
46) l8	1262-1	0.000	0.000	0	0	N.D. d	N.D. d
47) l8	1262-2	0.000	0.000	0	0	N.D. d	N.D. d
48) l8	1262-3	0.000	0.000	0	0	N.D. d	N.D. d
49) l8	1262-4	0.000	0.000	0	0	N.D. d	N.D. d
50) l8	1262-5	0.000	0.000	0	0	N.D. d	N.D. d
Sum	1262-1			0	0	N.D.	N.D.
Average	1262-1					0.000	0.000

SemiQuant Compounds - Not Calibrated on this Instrument

Sum	1262-1			0	0	N.D.	N.D.
Average	1262-1					0.000	0.000

(f)=RT Delta > 1/2 Window (D)=Amounts differ by > 40% (m)=manual int.
(#)=Recovery Exceeds Compound Acceptance Limits.
(I,C,F) I=Interference, C=Coelluting Calibration Peak, F=Fails CC Criteria.

Sub List : Default - All compounds listed Reviewed)

Data Path : I:\Pest12\190409ical\
Data File : 12190409ical-18.d
Signal(s) : Signal #1: ECD1A.ch Signal #2: ECD2B.ch
Acq On : 9 Apr 2019 7:30 am
Operator : Pest12:kb
Sample : il41248,42e,,9010
Misc : wg1224428,
ALS Vial : 17 Sample Multiplier: 1

Integration File signal 1: events1.e
Integration File signal 2: events2.e
Quant Time: Apr 09 15:32:58 2019
Quant Method : I:\Pest12\190409ical\P12_pcb_04-09-19_ICAL_ugL_.m
Quant Title : pcb
QLast Update : Tue Apr 09 15:30:58 2019
Response via : Initial Calibration
Integrator: ChemStation

Volume Inj. :
Signal #1 Phase : Signal #2 Phase:
Signal #1 Info : Signal #2 Info :

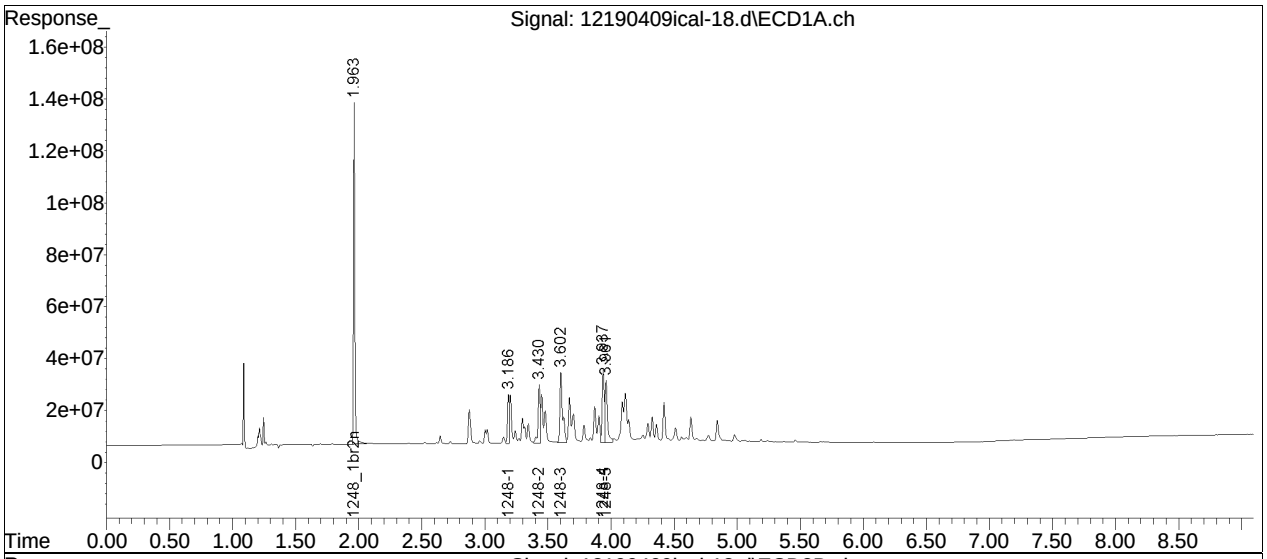

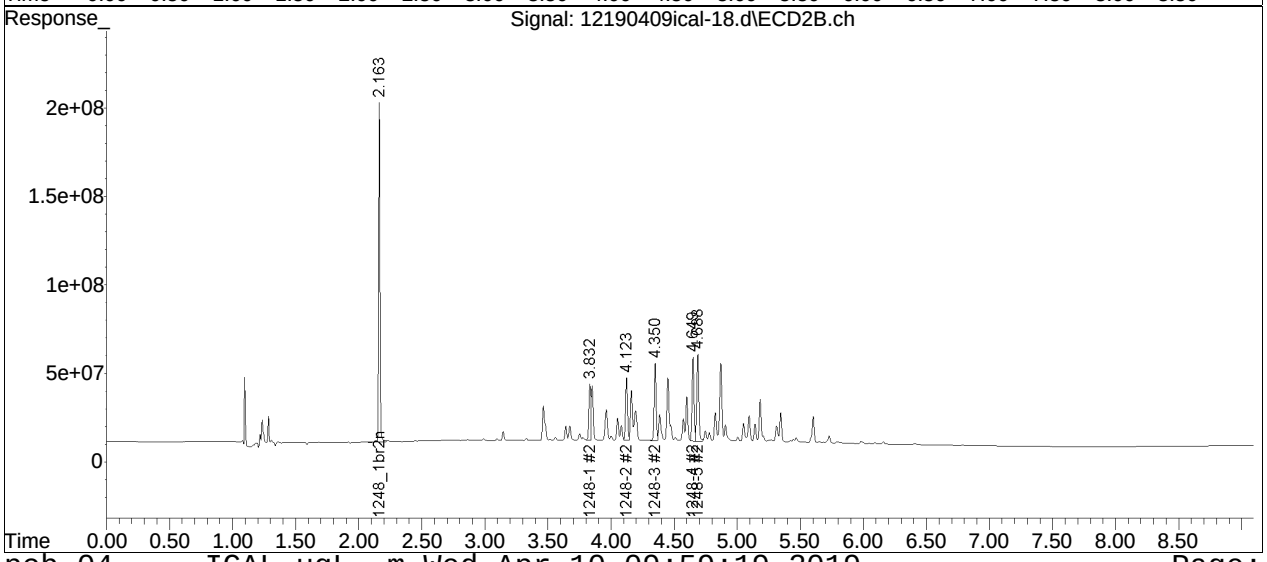

Manual Integration Report

Data Path	: I:\Pest12\190409ical\	QMethod	: P12_pcb_04-09-19_ICAL_ug
Data File	: 12190409ical-18.d	Operator	: Pest12:kb
Date Inj'd	: 4/9/2019 7:30 am	Instrument	: Pest 12
Sample	: il41248,42e,,9010	Quant Date	: 4/9/2019 3:31 pm

Compound #35: 1248-1

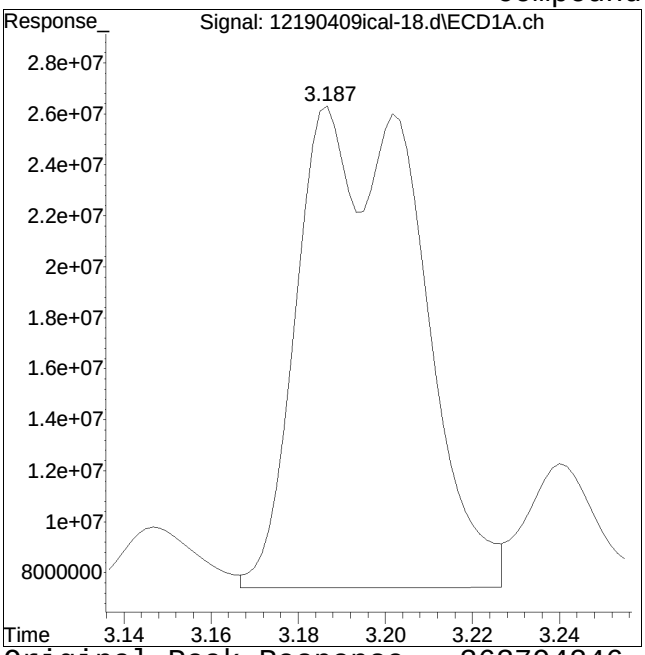

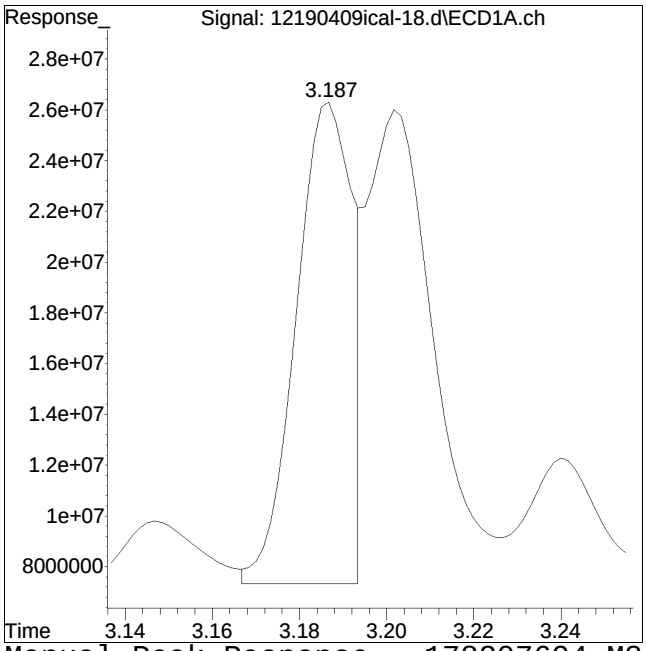

Original Peak Response = 363794246 Manual Peak Response = 178207694 M3
M3 = Misidentification of the peak (i.e. 1,4-dichlorobenzene identified as 1,3-dichlorobenzene), or misidentification from 2 partially resolved peaks not being split.

Quantitation Report (QT Reviewed)

Data Path : I:\Pest12\190409ical\
Data File : 12190409ical-19.d
Signal(s) : Signal #1: ECD1A.ch Signal #2: ECD2B.ch
Acq On : 9 Apr 2019 7:43 am
Operator : Pest12:kb
Sample : il51248,42e,,9009
Misc : wg1224428,
ALS Vial : 18 Sample Multiplier: 1

Integration File signal 1: events1.e
Integration File signal 2: events2.e
Quant Time: Apr 09 15:34:29 2019
Quant Method : I:\Pest12\190409ical\P12_pcb_04-09-19_ICAL_ugL_.m
Quant Title : pcb
QLast Update : Tue Apr 09 15:33:21 2019
Response via : Initial Calibration
Integrator: ChemStation

Volume Inj. :
Signal #1 Phase : Signal #2 Phase:
Signal #1 Info : Signal #2 Info :

Sub List : Default - All compounds listed

	Compound	RT#1	RT#2	Resp#1	Resp#2	ug/l	ug/l
	Internal Standards						
1) i	1660_1br2nb	0.000	0.000	0	0	N.D. d	N.D. d
14) i	2154_1br2nb	0.000	0.000	0	0	N.D. d	N.D. d
23) i	4268_1br2nb	0.000	0.000	0	0	N.D. d	N.D. d
34) i	1248_1br2nb	1.964	2.163	890.4E6	1273.0E6	250.000	250.000
40) i	3262_1br2nb	0.000	0.000	0	0	N.D. d	N.D. d
	System Monitoring Compounds						
2) s	2,4,5,6-Tetr	0.000	0.000	0	0	N.D. d	N.D. d
Spiked Amount		500.000	Range	30 - 150	Recovery	=	0.00%# 0.00%#
3) s	Decachlorobi	0.000	0.000	0	0	N.D. d	N.D. d
Spiked Amount		500.000	Range	30 - 150	Recovery	=	0.00%# 0.00%#
	Target Compounds						
4) l1	1016-1	0.000	0.000	0	0	N.D. d	N.D. d
5) l1	1016-2	0.000	0.000	0	0	N.D. d	N.D. d
6) l1	1016-3	0.000	0.000	0	0	N.D. d	N.D. d
7) l1	1016-4	0.000	0.000	0	0	N.D. d	N.D. d
8) l1	1016-5	0.000	0.000	0	0	N.D. d	N.D. d
Sum	1016-1			0	0	N.D.	N.D.
Average	1016-1					0.000	0.000
9) l2	1260-1	0.000	0.000	0	0	N.D. d	N.D. d
10) l2	1260-2	0.000	0.000	0	0	N.D. d	N.D. d
11) l2	1260-3	0.000	0.000	0	0	N.D. d	N.D. d
12) l2	1260-4	0.000	0.000	0	0	N.D. d	N.D. d
13) l2	1260-5	0.000	0.000	0	0	N.D. d	N.D. d
Sum	1260-1			0	0	N.D.	N.D.
Average	1260-1					0.000	0.000
15) l3	1221-1	0.000	0.000	0	0	N.D. d	N.D. d
16) l3	1221-2	0.000	0.000	0	0	N.D. d	N.D. d
17) l3	1221-3	0.000	0.000	0	0	N.D. d	N.D. d

Quantitation Report (QT Reviewed)

Data Path : I:\Pest12\190409ical\
Data File : 12190409ical-19.d
Signal(s) : Signal #1: ECD1A.ch Signal #2: ECD2B.ch
Acq On : 9 Apr 2019 7:43 am
Operator : Pest12:kb
Sample : il51248,42e,,9009
Misc : wg1224428,
ALS Vial : 18 Sample Multiplier: 1

Integration File signal 1: events1.e
Integration File signal 2: events2.e
Quant Time: Apr 09 15:34:29 2019
Quant Method : I:\Pest12\190409ical\P12_pcb_04-09-19_ICAL_ugL_.m
Quant Title : pcb
QLast Update : Tue Apr 09 15:33:21 2019
Response via : Initial Calibration
Integrator: ChemStation

Volume Inj. :
Signal #1 Phase : Signal #2 Phase:
Signal #1 Info : Signal #2 Info :

Sub List : Default - All compounds listed

	Compound	RT#1	RT#2	Resp#1	Resp#2	ug/l	ug/l
Sum	1221-1			0	0	N.D.	N.D.
Average	1221-1					0.000	0.000
18) l4	1254-1	0.000	0.000	0	0	N.D. d	N.D. d
19) l4	1254-2	0.000	0.000	0	0	N.D. d	N.D. d
20) l4	1254-3	0.000	0.000	0	0	N.D. d	N.D. d
21) l4	1254-4	0.000	0.000	0	0	N.D. d	N.D. d
22) l4	1254-5	0.000	0.000	0	0	N.D. d	N.D. d
Sum	1254-1			0	0	N.D.	N.D.
Average	1254-1					0.000	0.000
24) l6	1242-1	0.000	0.000	0	0	N.D. d	N.D. d
25) l6	1242-2	0.000	0.000	0	0	N.D. d	N.D. d
26) l6	1242-3	0.000	0.000	0	0	N.D. d	N.D. d
27) l6	1242-4	0.000	0.000	0	0	N.D. d	N.D. d
28) l6	1242-5	0.000	0.000	0	0	N.D. d	N.D. d
Sum	1242-1			0	0	N.D.	N.D.
Average	1242-1					0.000	0.000
29) l9	1268-1	0.000	0.000	0	0	N.D. d	N.D. d
30) l9	1268-2	0.000	0.000	0	0	N.D. d	N.D. d
31) l9	1268-3	0.000	0.000	0	0	N.D. d	N.D. d
32) l9	1268-4	0.000	0.000	0	0	N.D. d	N.D. d
33) l9	1268-5	0.000	0.000	0	0	N.D. d	N.D. d
Sum	1268-1			0	0	N.D.	N.D.
Average	1268-1					0.000	0.000
35) l7	1248-1	3.186	3.832	280.3E6	563.4E6	4166.185M3	4553.457
36) l7	1248-2	3.431	4.122	409.7E6	664.1E6	4111.833	4470.523
37) l7	1248-3	3.603	4.350	711.9E6	833.5E6	4536.789	4409.690
38) l7	1248-4	3.938	4.650	572.7E6	896.9E6	4695.258	4484.674
39) l7	1248-5	3.961	4.688	561.8E6	1000.1E6	4536.314	4460.712
Sum	1248-1			2536.4E6	3958.1E6	NoCal	NoCal D

Quantitation Report (QT Reviewed)

Data Path : I:\Pest12\190409ical\
Data File : 12190409ical-19.d
Signal(s) : Signal #1: ECD1A.ch Signal #2: ECD2B.ch
Acq On : 9 Apr 2019 7:43 am
Operator : Pest12:kb
Sample : il51248,42e,,9009
Misc : wg1224428,
ALS Vial : 18 Sample Multiplier: 1

Integration File signal 1: events1.e
Integration File signal 2: events2.e
Quant Time: Apr 09 15:34:29 2019
Quant Method : I:\Pest12\190409ical\P12_pcb_04-09-19_ICAL_ugL_.m
Quant Title : pcb
QLast Update : Tue Apr 09 15:33:21 2019
Response via : Initial Calibration
Integrator: ChemStation

Volume Inj. :
Signal #1 Phase : Signal #2 Phase:
Signal #1 Info : Signal #2 Info :

Sub List : Default - All compounds listed

Compound	RT#1	RT#2	Resp#1	Resp#2	ug/l	ug/l
Average 1248-1					4409.276	4475.811
41) l5 1232-1	0.000	0.000	0	0	N.D. d	N.D. d
42) l5 1232-2	0.000	0.000	0	0	N.D. d	N.D. d
43) l5 1232-3	0.000	0.000	0	0	N.D. d	N.D. d
44) l5 1232-4	0.000	0.000	0	0	N.D. d	N.D. d
45) l5 1232-5	0.000	0.000	0	0	N.D. d	N.D. d
Sum 1232-1			0	0	N.D.	N.D.
Average 1232-1					0.000	0.000
46) l8 1262-1	0.000	0.000	0	0	N.D. d	N.D. d
47) l8 1262-2	0.000	0.000	0	0	N.D. d	N.D. d
48) l8 1262-3	0.000	0.000	0	0	N.D. d	N.D. d
49) l8 1262-4	0.000	0.000	0	0	N.D. d	N.D. d
50) l8 1262-5	0.000	0.000	0	0	N.D. d	N.D. d
Sum 1262-1			0	0	N.D.	N.D.
Average 1262-1					0.000	0.000

SemiQuant Compounds - Not Calibrated on this Instrument

Sum 1262-1			0	0	N.D.	N.D.
Average 1262-1					0.000	0.000

(f)=RT Delta > 1/2 Window (D)=Amounts differ by > 40% (m)=manual int.
(#)=Recovery Exceeds Compound Acceptance Limits.
(I,C,F) I=Interference, C=Coelluting Calibration Peak, F=Fails CC Criteria.

Sub List : Default - All compounds listed Reviewed)

Data Path : I:\Pest12\190409ical\
Data File : 12190409ical-19.d
Signal(s) : Signal #1: ECD1A.ch Signal #2: ECD2B.ch
Acq On : 9 Apr 2019 7:43 am
Operator : Pest12:kb
Sample : il51248,42e,,9009
Misc : wg1224428,
ALS Vial : 18 Sample Multiplier: 1

Integration File signal 1: events1.e
Integration File signal 2: events2.e
Quant Time: Apr 09 15:34:29 2019
Quant Method : I:\Pest12\190409ical\P12_pcb_04-09-19_ICAL_ugL_.m
Quant Title : pcb
QLast Update : Tue Apr 09 15:33:21 2019
Response via : Initial Calibration
Integrator: ChemStation

Volume Inj. :
Signal #1 Phase : Signal #2 Phase:
Signal #1 Info : Signal #2 Info :

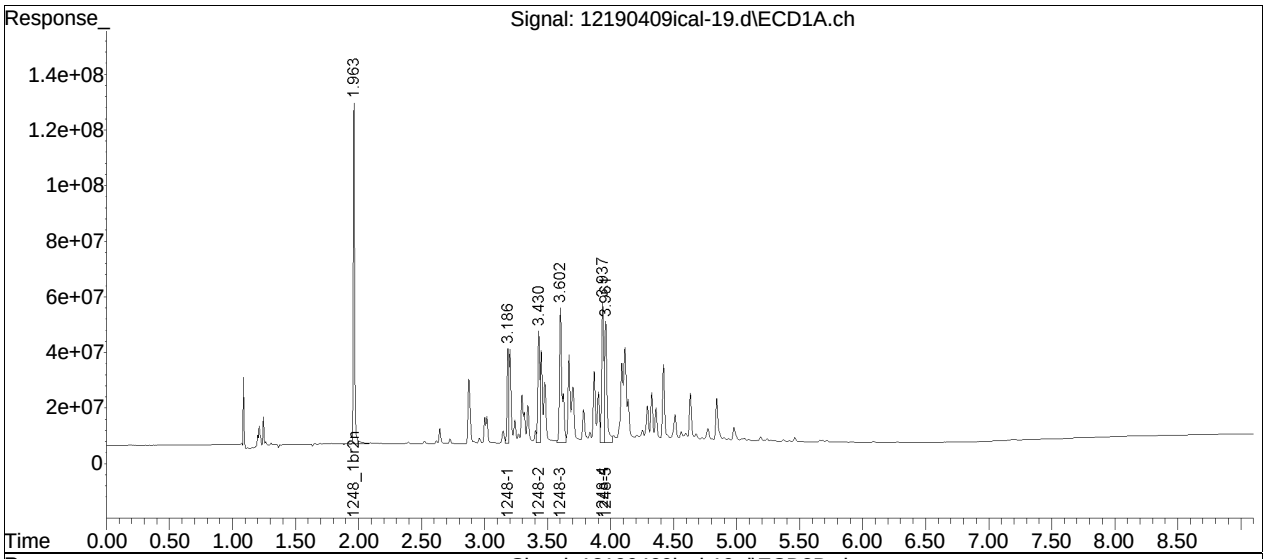

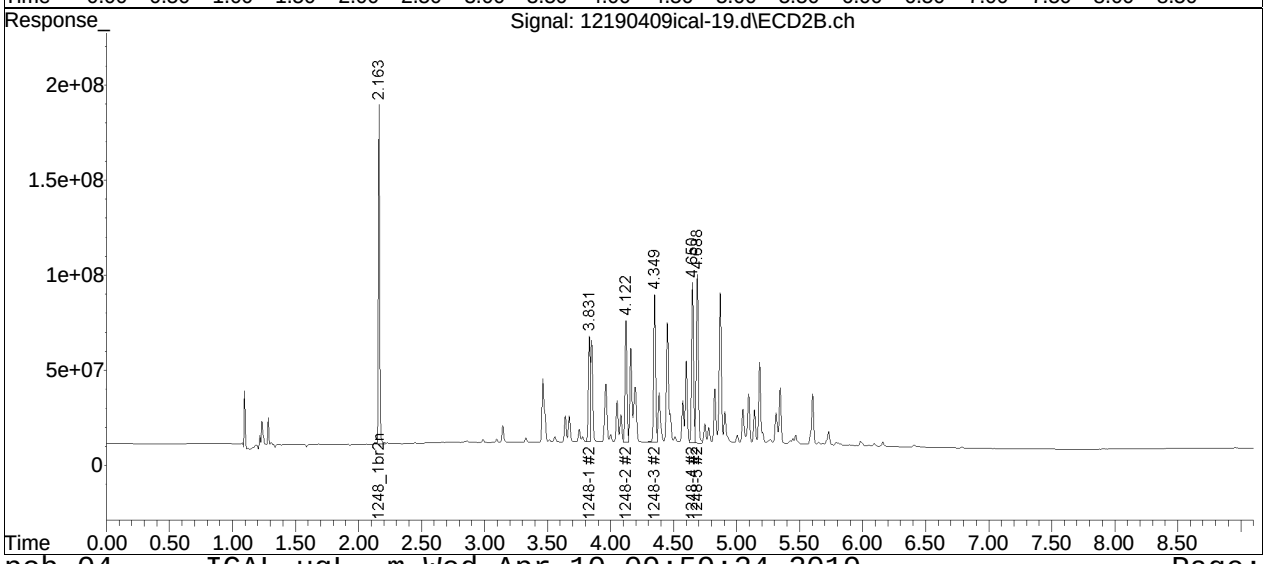

Manual Integration Report

Data Path	: I:\Pest12\190409ical\	QMethod	: P12_pcb_04-09-19_ICAL_ug
Data File	: 12190409ical-19.d	Operator	: Pest12:kb
Date Inj'd	: 4/9/2019 7:43 am	Instrument	: Pest 12
Sample	: il51248,42e,,9009	Quant Date	: 4/9/2019 3:33 pm

Compound #35: 1248-1

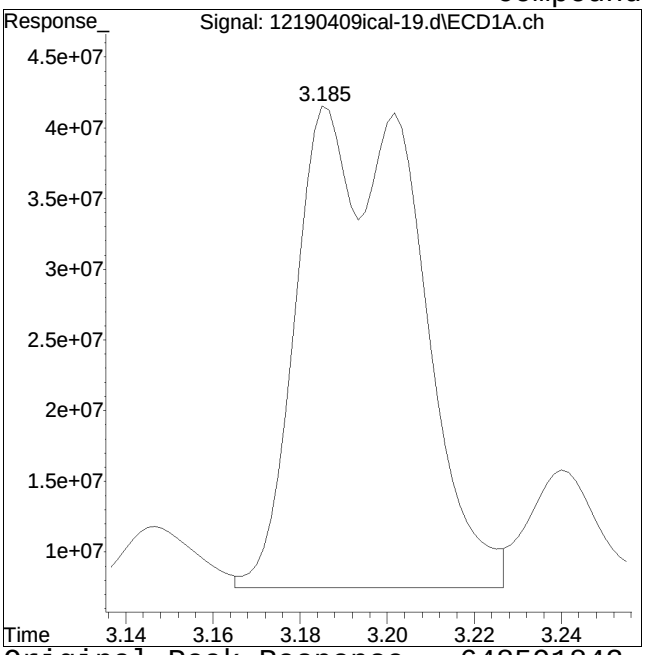

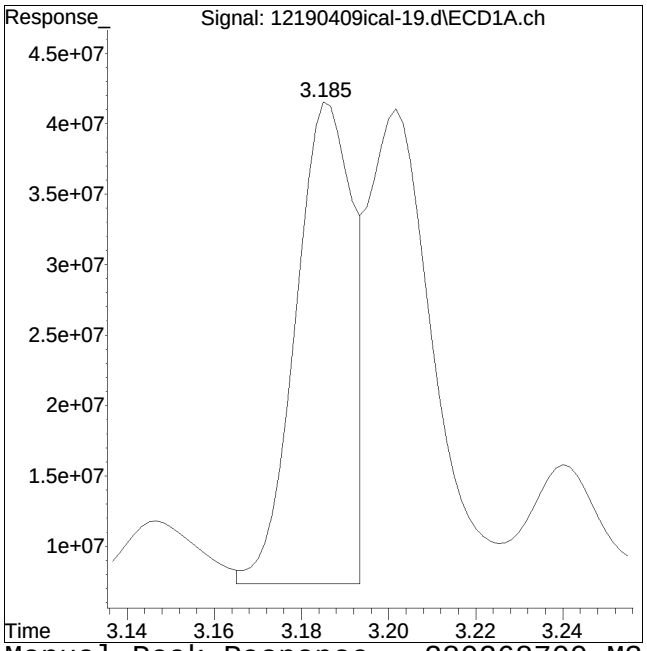

Original Peak Response = 648591842 Manual Peak Response = 280268700 M3
M3 = Misidentification of the peak (i.e. 1,4-dichlorobenzene identified as 1,3-dichlorobenzene), or misidentification from 2 partially resolved peaks not being split.

Quantitation Report (QT Reviewed)

Data Path : I:\Pest12\190409ical\
Data File : 12190409ical-20.d
Signal(s) : Signal #1: ECD1A.ch Signal #2: ECD2B.ch
Acq On : 9 Apr 2019 7:55 am
Operator : Pest12:kb
Sample : il61248,42e,,9008
Misc : wg1224428,
ALS Vial : 19 Sample Multiplier: 1

Integration File signal 1: events1.e
Integration File signal 2: events2.e
Quant Time: Apr 09 15:35:42 2019
Quant Method : I:\Pest12\190409ical\P12_pcb_04-09-19_ICAL_ugL_.m
Quant Title : pcb
QLast Update : Tue Apr 09 15:34:39 2019
Response via : Initial Calibration
Integrator: ChemStation

Volume Inj. :
Signal #1 Phase : Signal #2 Phase:
Signal #1 Info : Signal #2 Info :

Sub List : Default - All compounds listed

	Compound	RT#1	RT#2	Resp#1	Resp#2	ug/l	ug/l
	Internal Standards						
1) i	1660_1br2nb	0.000	0.000	0	0	N.D. d	N.D. d
14) i	2154_1br2nb	0.000	0.000	0	0	N.D. d	N.D. d
23) i	4268_1br2nb	0.000	0.000	0	0	N.D. d	N.D. d
34) i	1248_1br2nb	1.964	2.163	930.0E6	1332.4E6	250.000	250.000
40) i	3262_1br2nb	0.000	0.000	0	0	N.D. d	N.D. d
	System Monitoring Compounds						
2) s	2,4,5,6-Tetr	0.000	0.000	0	0	N.D. d	N.D. d
Spiked Amount	500.000	Range	30 - 150	Recovery	=	0.00%#	0.00%#
3) s	Decachlorobi	0.000	0.000	0	0	N.D. d	N.D. d
Spiked Amount	500.000	Range	30 - 150	Recovery	=	0.00%#	0.00%#
	Target Compounds						
4) l1	1016-1	0.000	0.000	0	0	N.D. d	N.D. d
5) l1	1016-2	0.000	0.000	0	0	N.D. d	N.D. d
6) l1	1016-3	0.000	0.000	0	0	N.D. d	N.D. d
7) l1	1016-4	0.000	0.000	0	0	N.D. d	N.D. d
8) l1	1016-5	0.000	0.000	0	0	N.D. d	N.D. d
Sum	1016-1			0	0	N.D.	N.D.
Average	1016-1					0.000	0.000
9) l2	1260-1	0.000	0.000	0	0	N.D. d	N.D. d
10) l2	1260-2	0.000	0.000	0	0	N.D. d	N.D. d
11) l2	1260-3	0.000	0.000	0	0	N.D. d	N.D. d
12) l2	1260-4	0.000	0.000	0	0	N.D. d	N.D. d
13) l2	1260-5	0.000	0.000	0	0	N.D. d	N.D. d
Sum	1260-1			0	0	N.D.	N.D.
Average	1260-1					0.000	0.000
15) l3	1221-1	0.000	0.000	0	0	N.D. d	N.D. d
16) l3	1221-2	0.000	0.000	0	0	N.D. d	N.D. d
17) l3	1221-3	0.000	0.000	0	0	N.D. d	N.D. d

Quantitation Report (QT Reviewed)

Data Path : I:\Pest12\190409ical\
Data File : 12190409ical-20.d
Signal(s) : Signal #1: ECD1A.ch Signal #2: ECD2B.ch
Acq On : 9 Apr 2019 7:55 am
Operator : Pest12:kb
Sample : il61248,42e,,9008
Misc : wg1224428,
ALS Vial : 19 Sample Multiplier: 1

Integration File signal 1: events1.e
Integration File signal 2: events2.e
Quant Time: Apr 09 15:35:42 2019
Quant Method : I:\Pest12\190409ical\P12_pcb_04-09-19_ICAL_ugL_.m
Quant Title : pcb
QLast Update : Tue Apr 09 15:34:39 2019
Response via : Initial Calibration
Integrator: ChemStation

Volume Inj. :
Signal #1 Phase : Signal #2 Phase:
Signal #1 Info : Signal #2 Info :

Sub List : Default - All compounds listed

	Compound	RT#1	RT#2	Resp#1	Resp#2	ug/l	ug/l
Sum	1221-1			0	0	N.D.	N.D.
Average	1221-1					0.000	0.000
18) l4	1254-1	0.000	0.000	0	0	N.D. d	N.D. d
19) l4	1254-2	0.000	0.000	0	0	N.D. d	N.D. d
20) l4	1254-3	0.000	0.000	0	0	N.D. d	N.D. d
21) l4	1254-4	0.000	0.000	0	0	N.D. d	N.D. d
22) l4	1254-5	0.000	0.000	0	0	N.D. d	N.D. d
Sum	1254-1			0	0	N.D.	N.D.
Average	1254-1					0.000	0.000
24) l6	1242-1	0.000	0.000	0	0	N.D. d	N.D. d
25) l6	1242-2	0.000	0.000	0	0	N.D. d	N.D. d
26) l6	1242-3	0.000	0.000	0	0	N.D. d	N.D. d
27) l6	1242-4	0.000	0.000	0	0	N.D. d	N.D. d
28) l6	1242-5	0.000	0.000	0	0	N.D. d	N.D. d
Sum	1242-1			0	0	N.D.	N.D.
Average	1242-1					0.000	0.000
29) l9	1268-1	0.000	0.000	0	0	N.D. d	N.D. d
30) l9	1268-2	0.000	0.000	0	0	N.D. d	N.D. d
31) l9	1268-3	0.000	0.000	0	0	N.D. d	N.D. d
32) l9	1268-4	0.000	0.000	0	0	N.D. d	N.D. d
33) l9	1268-5	0.000	0.000	0	0	N.D. d	N.D. d
Sum	1268-1			0	0	N.D.	N.D.
Average	1268-1					0.000	0.000
35) l7	1248-1	3.186	3.832	629.0E6	1122.4E6	9479.242M3	8932.278
36) l7	1248-2	3.431	4.122	909.5E6	1331.2E6	9289.226	8874.180
37) l7	1248-3	3.603	4.350	1420.5E6	1675.2E6	8943.254	8814.528
38) l7	1248-4	3.938	4.650	1167.9E6	1806.5E6	9356.907	8937.350
39) l7	1248-5	3.961	4.688	1109.1E6	2016.2E6	8848.543	8911.999
Sum	1248-1			5236.0E6	7951.4E6	NoCal	NoCal D

Quantitation Report (QT Reviewed)

Data Path : I:\Pest12\190409ical\
Data File : 12190409ical-20.d
Signal(s) : Signal #1: ECD1A.ch Signal #2: ECD2B.ch
Acq On : 9 Apr 2019 7:55 am
Operator : Pest12:kb
Sample : il61248,42e,,9008
Misc : wg1224428,
ALS Vial : 19 Sample Multiplier: 1

Integration File signal 1: events1.e
Integration File signal 2: events2.e
Quant Time: Apr 09 15:35:42 2019
Quant Method : I:\Pest12\190409ical\P12_pcb_04-09-19_ICAL_ugL_.m
Quant Title : pcb
QLast Update : Tue Apr 09 15:34:39 2019
Response via : Initial Calibration
Integrator: ChemStation

Volume Inj. :
Signal #1 Phase : Signal #2 Phase:
Signal #1 Info : Signal #2 Info :

Sub List : Default - All compounds listed

	Compound	RT#1	RT#2	Resp#1	Resp#2	ug/l	ug/l
Average	1248-1					9183.434	8894.067
41) l5	1232-1	0.000	0.000	0	0	N.D. d	N.D. d
42) l5	1232-2	0.000	0.000	0	0	N.D. d	N.D. d
43) l5	1232-3	0.000	0.000	0	0	N.D. d	N.D. d
44) l5	1232-4	0.000	0.000	0	0	N.D. d	N.D. d
45) l5	1232-5	0.000	0.000	0	0	N.D. d	N.D. d
Sum	1232-1			0	0	N.D.	N.D.
Average	1232-1					0.000	0.000
46) l8	1262-1	0.000	0.000	0	0	N.D. d	N.D. d
47) l8	1262-2	0.000	0.000	0	0	N.D. d	N.D. d
48) l8	1262-3	0.000	0.000	0	0	N.D. d	N.D. d
49) l8	1262-4	0.000	0.000	0	0	N.D. d	N.D. d
50) l8	1262-5	0.000	0.000	0	0	N.D. d	N.D. d
Sum	1262-1			0	0	N.D.	N.D.
Average	1262-1					0.000	0.000

SemiQuant Compounds - Not Calibrated on this Instrument

Sum	1262-1			0	0	N.D.	N.D.
Average	1262-1					0.000	0.000

(f)=RT Delta > 1/2 Window (D)=Amounts differ by > 40% (m)=manual int.
(#)=Recovery Exceeds Compound Acceptance Limits.
(I,C,F) I=Interference, C=Coelluting Calibration Peak, F=Fails CC Criteria.

Sub List : Default - All compounds listed Reviewed)

Data Path : I:\Pest12\190409ical\
Data File : 12190409ical-20.d
Signal(s) : Signal #1: ECD1A.ch Signal #2: ECD2B.ch
Acq On : 9 Apr 2019 7:55 am
Operator : Pest12:kb
Sample : il61248,42e,,9008
Misc : wg1224428,
ALS Vial : 19 Sample Multiplier: 1

Integration File signal 1: events1.e
Integration File signal 2: events2.e
Quant Time: Apr 09 15:35:42 2019
Quant Method : I:\Pest12\190409ical\P12_pcb_04-09-19_ICAL_ugL_.m
Quant Title : pcb
QLast Update : Tue Apr 09 15:34:39 2019
Response via : Initial Calibration
Integrator: ChemStation

Volume Inj. :
Signal #1 Phase : Signal #2 Phase:
Signal #1 Info : Signal #2 Info :

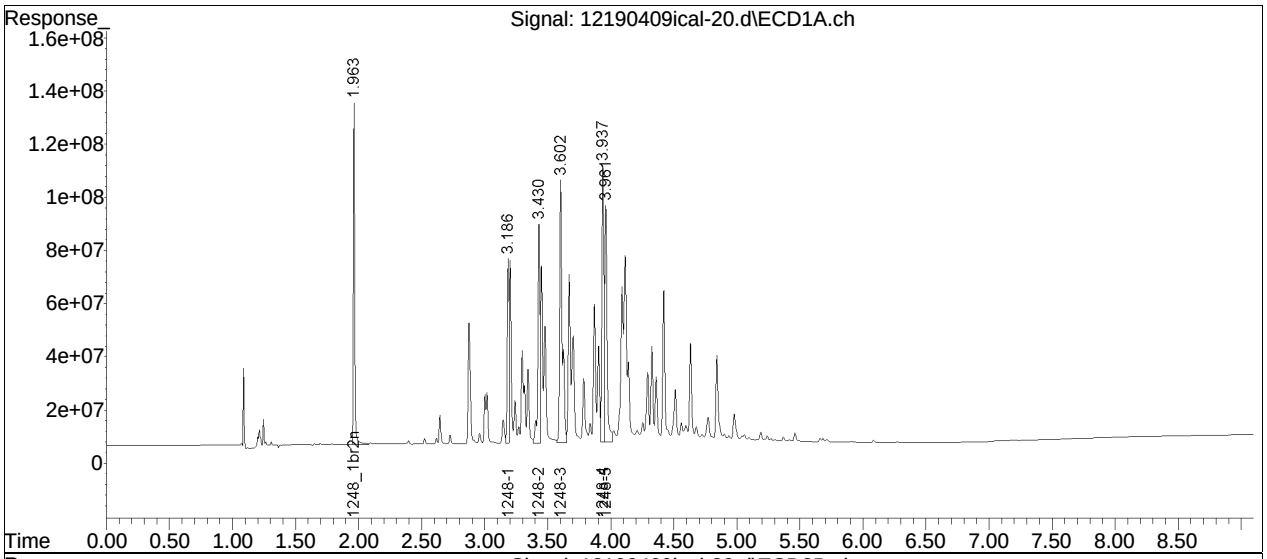

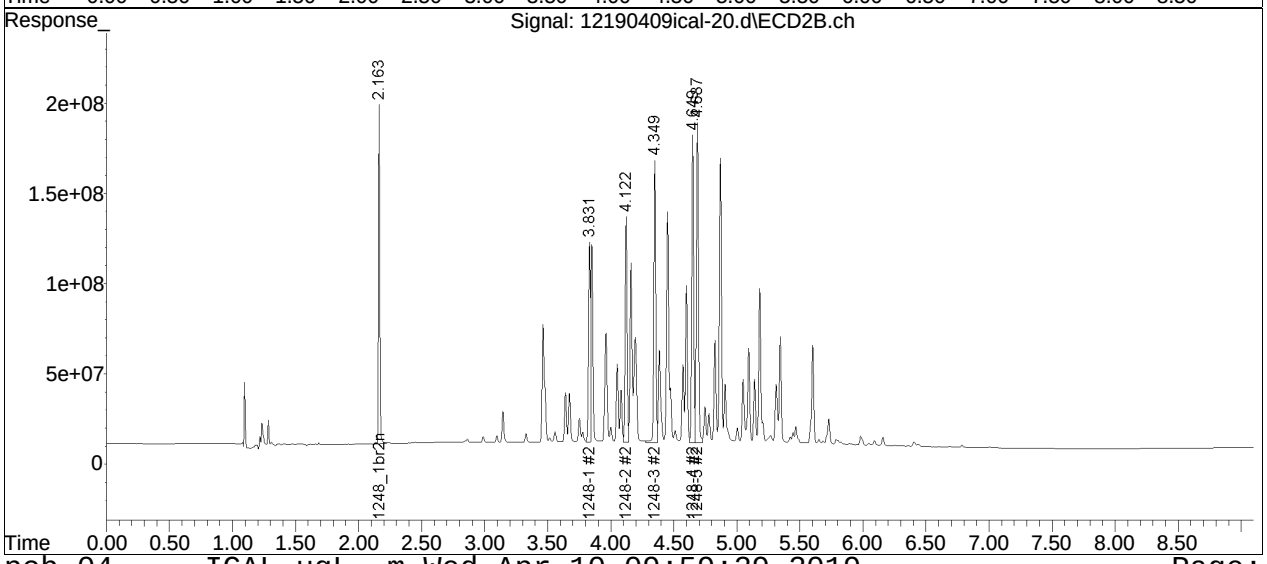

Manual Integration Report

Data Path	: I:\Pest12\190409ical\	QMethod	: P12_pcb_04-09-19_ICAL_ug
Data File	: 12190409ical-20.d	Operator	: Pest12:kb
Date Inj'd	: 4/9/2019 7:55 am	Instrument	: Pest 12
Sample	: il61248,42e,,9008	Quant Date	: 4/9/2019 3:34 pm

Compound #35: 1248-1

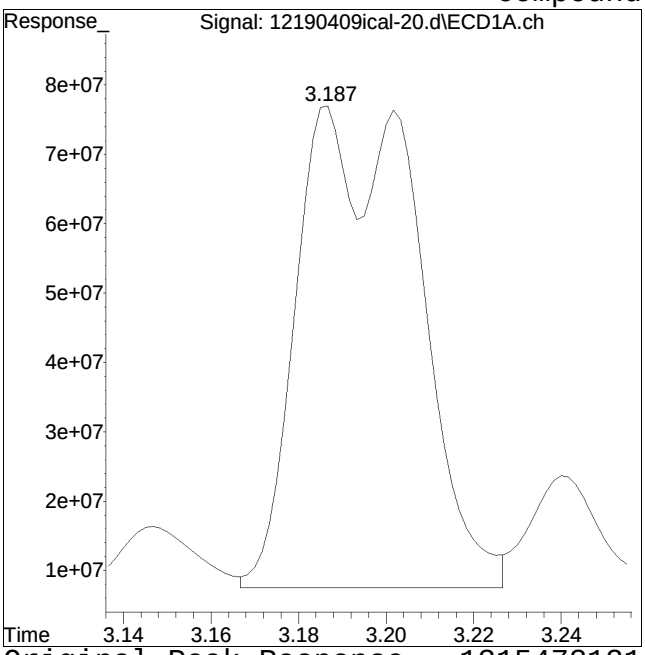

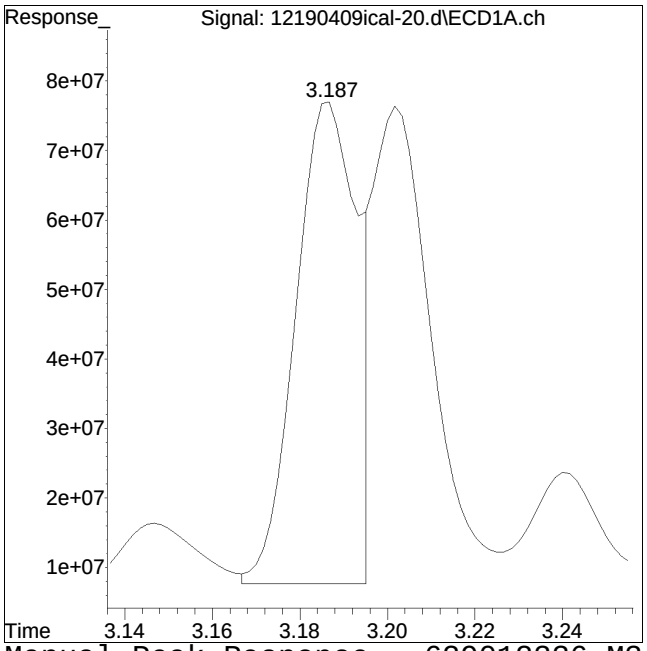

Original Peak Response = 1315473121 Manual Peak Response = 629012336 M3
M3 = Misidentification of the peak (i.e. 1,4-dichlorobenzene identified as 1,3-dichlorobenzene), or misidentification from 2 partially resolved peaks not being split.

Quantitation Report (QT Reviewed)

Data Path : I:\Pest12\190409ical\
Data File : 12190409ical-21.d
Signal(s) : Signal #1: ECD1A.ch Signal #2: ECD2B.ch
Acq On : 9 Apr 2019 8:08 am
Operator : Pest12:kb
Sample : il12154,42e,,9025
Misc : wg1224428,
ALS Vial : 20 Sample Multiplier: 1

Integration File signal 1: events1.e
Integration File signal 2: events2.e
Quant Time: Apr 09 16:47:46 2019
Quant Method : I:\Pest12\190409ical\P12_pcb_04-09-19_ICAL_ugL_.m
Quant Title : pcb
QLast Update : Tue Apr 09 16:35:33 2019
Response via : Initial Calibration
Integrator: ChemStation

Volume Inj. :
Signal #1 Phase : Signal #2 Phase:
Signal #1 Info : Signal #2 Info :

Sub List : Default - All compounds listed

	Compound	RT#1	RT#2	Resp#1	Resp#2	ug/l	ug/l
	Internal Standards						
1) i	1660_1br2nb	0.000	0.000	0	0	N.D. d	N.D. d
14) i	2154_1br2nb	1.964	2.163	925.8E6	1327.7E6	250.000	250.000M4
23) i	4268_1br2nb	0.000	0.000	0	0	N.D. d	N.D. d
34) i	1248_1br2nb	0.000	0.000	0	0	N.D. d	N.D. d
40) i	3262_1br2nb	0.000	0.000	0	0	N.D. d	N.D. d
	System Monitoring Compounds						
2) s	2,4,5,6-Tetr	0.000	0.000	0	0	N.D. d	N.D. d
	Spiked Amount	500.000	Range 30 - 150	Recovery	=	0.00%#	0.00%#
3) s	Decachlorobi	0.000	0.000	0	0	N.D. d	N.D. d
	Spiked Amount	500.000	Range 30 - 150	Recovery	=	0.00%#	0.00%#
	Target Compounds						
4) l1	1016-1	0.000	0.000	0	0	N.D. d	N.D. d
5) l1	1016-2	0.000	0.000	0	0	N.D. d	N.D. d
6) l1	1016-3	0.000	0.000	0	0	N.D. d	N.D. d
7) l1	1016-4	0.000	0.000	0	0	N.D. d	N.D. d
8) l1	1016-5	0.000	0.000	0	0	N.D. d	N.D. d
	Sum 1016-1			0	0	N.D.	N.D.
	Average 1016-1					0.000	0.000
9) l2	1260-1	0.000	0.000	0	0	N.D. d	N.D. d
10) l2	1260-2	0.000	0.000	0	0	N.D. d	N.D. d
11) l2	1260-3	0.000	0.000	0	0	N.D. d	N.D. d
12) l2	1260-4	0.000	0.000	0	0	N.D. d	N.D. d
13) l2	1260-5	0.000	0.000	0	0	N.D. d	N.D. d
	Sum 1260-1			0	0	N.D.	N.D.
	Average 1260-1					0.000	0.000
15) l3	1221-1	2.523	2.989	4291575	8722419	104.301M4	121.346M4
16) l3	1221-2	2.617	3.096	2407521	5209655	99.537M2	116.293M4

Quantitation Report (QT Reviewed)

Data Path : I:\Pest12\190409ical\
Data File : 12190409ical-21.d
Signal(s) : Signal #1: ECD1A.ch Signal #2: ECD2B.ch
Acq On : 9 Apr 2019 8:08 am
Operator : Pest12:kb
Sample : il12154,42e,,9025
Misc : wg1224428,
ALS Vial : 20 Sample Multiplier: 1

Integration File signal 1: events1.e
Integration File signal 2: events2.e
Quant Time: Apr 09 16:47:46 2019
Quant Method : I:\Pest12\190409ical\P12_pcb_04-09-19_ICAL_ugL_.m
Quant Title : pcb
QLast Update : Tue Apr 09 16:35:33 2019
Response via : Initial Calibration
Integrator: ChemStation

Volume Inj. :
Signal #1 Phase : Signal #2 Phase:
Signal #1 Info : Signal #2 Info :

Sub List : Default - All compounds listed

Compound	RT#1	RT#2	Resp#1	Resp#2	ug/l	ug/l
17) l3 1221-3	2.644	3.144	9781640	19158564	105.552M2	121.020M4
Sum 1221-1			16480736	33090637	309.390	358.658
Average 1221-1					103.130	119.553
18) l4 1254-1	3.904	4.685	15855076	26966246	121.317	124.711
19) l4 1254-2	4.326	5.095	11453854	25168287	51.503	102.835
20) l4 1254-3	4.421	5.182	22978875	38110342	109.915	110.552M4
21) l4 1254-4	4.634	5.346	17547225	30723228	114.493	135.114
22) l4 1254-5	4.979	5.730	22572958	37377526	104.150	124.212
Sum 1254-1			90407987	158.3E6	N.D.	N.D. D
Average 1254-1					100.275	119.485
24) l6 1242-1	0.000	0.000	0	0	N.D. d	N.D. d
25) l6 1242-2	0.000	0.000	0	0	N.D. d	N.D. d
26) l6 1242-3	0.000	0.000	0	0	N.D. d	N.D. d
27) l6 1242-4	0.000	0.000	0	0	N.D. d	N.D. d
28) l6 1242-5	0.000	0.000	0	0	N.D. d	N.D. d
Sum 1242-1			0	0	N.D.	N.D.
Average 1242-1					0.000	0.000
29) l9 1268-1	0.000	0.000	0	0	N.D. d	N.D. d
30) l9 1268-2	0.000	0.000	0	0	N.D. d	N.D. d
31) l9 1268-3	0.000	0.000	0	0	N.D. d	N.D. d
32) l9 1268-4	0.000	0.000	0	0	N.D. d	N.D. d
33) l9 1268-5	0.000	0.000	0	0	N.D. d	N.D. d
Sum 1268-1			0	0	N.D.	N.D.
Average 1268-1					0.000	0.000
35) l7 1248-1	0.000	0.000	0	0	N.D. d	N.D. d
36) l7 1248-2	0.000	0.000	0	0	N.D. d	N.D. d
37) l7 1248-3	0.000	0.000	0	0	N.D. d	N.D. d

Quantitation Report (QT Reviewed)

Data Path : I:\Pest12\190409ical\
Data File : 12190409ical-21.d
Signal(s) : Signal #1: ECD1A.ch Signal #2: ECD2B.ch
Acq On : 9 Apr 2019 8:08 am
Operator : Pest12:kb
Sample : il12154,42e,,9025
Misc : wg1224428,
ALS Vial : 20 Sample Multiplier: 1

Integration File signal 1: events1.e
Integration File signal 2: events2.e
Quant Time: Apr 09 16:47:46 2019
Quant Method : I:\Pest12\190409ical\P12_pcb_04-09-19_ICAL_ugL_.m
Quant Title : pcb
QLast Update : Tue Apr 09 16:35:33 2019
Response via : Initial Calibration
Integrator: ChemStation

Volume Inj. :
Signal #1 Phase : Signal #2 Phase:
Signal #1 Info : Signal #2 Info :

Sub List : Default - All compounds listed

Compound	RT#1	RT#2	Resp#1	Resp#2	ug/l	ug/l
38) l7 1248-4	0.000	0.000	0	0	N.D. d	N.D. d
39) l7 1248-5	0.000	0.000	0	0	N.D. d	N.D. d
Sum 1248-1			0	0	N.D.	N.D.
Average 1248-1					0.000	0.000
41) l5 1232-1	0.000	0.000	0	0	N.D. d	N.D. d
42) l5 1232-2	0.000	0.000	0	0	N.D. d	N.D. d
43) l5 1232-3	0.000	0.000	0	0	N.D. d	N.D. d
44) l5 1232-4	0.000	0.000	0	0	N.D. d	N.D. d
45) l5 1232-5	0.000	0.000	0	0	N.D. d	N.D. d
Sum 1232-1			0	0	N.D.	N.D.
Average 1232-1					0.000	0.000
46) l8 1262-1	0.000	0.000	0	0	N.D. d	N.D. d
47) l8 1262-2	0.000	0.000	0	0	N.D. d	N.D. d
48) l8 1262-3	0.000	0.000	0	0	N.D. d	N.D. d
49) l8 1262-4	0.000	0.000	0	0	N.D. d	N.D. d
50) l8 1262-5	0.000	0.000	0	0	N.D. d	N.D. d
Sum 1262-1			0	0	N.D.	N.D.
Average 1262-1					0.000	0.000

SemiQuant Compounds - Not Calibrated on this Instrument

Sum 1262-1			0	0	N.D.	N.D.
Average 1262-1					0.000	0.000

(f)=RT Delta > 1/2 Window (D)=Amounts differ by > 40% (m)=manual int.
(#)=Recovery Exceeds Compound Acceptance Limits.
(I,C,F) I=Interference, C=Coelluting Calibration Peak, F=Fails CC Criteria.

Sub List : Default - All compounds listed Reviewed)

Data Path : I:\Pest12\190409ical\
Data File : 12190409ical-21.d
Signal(s) : Signal #1: ECD1A.ch Signal #2: ECD2B.ch
Acq On : 9 Apr 2019 8:08 am
Operator : Pest12:kb
Sample : il12154,42e,,9025
Misc : wg1224428,
ALS Vial : 20 Sample Multiplier: 1

Integration File signal 1: events1.e
Integration File signal 2: events2.e
Quant Time: Apr 09 16:47:46 2019
Quant Method : I:\Pest12\190409ical\P12_pcb_04-09-19_ICAL_ugL_.m
Quant Title : pcb
QLast Update : Tue Apr 09 16:35:33 2019
Response via : Initial Calibration
Integrator: ChemStation

Volume Inj. :
Signal #1 Phase : Signal #2 Phase:
Signal #1 Info : Signal #2 Info :

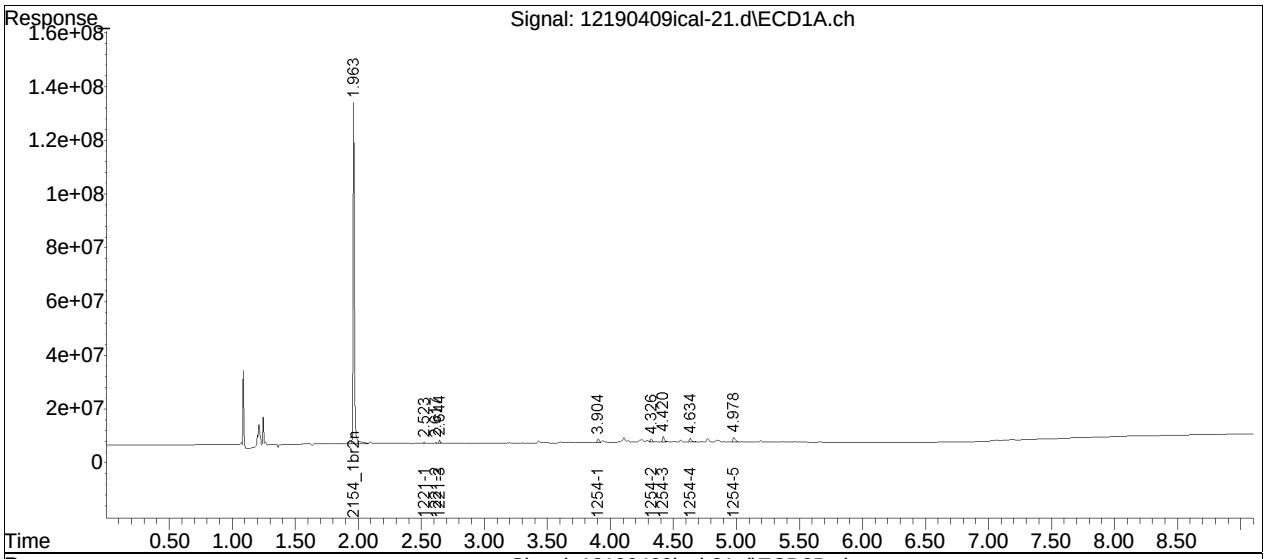

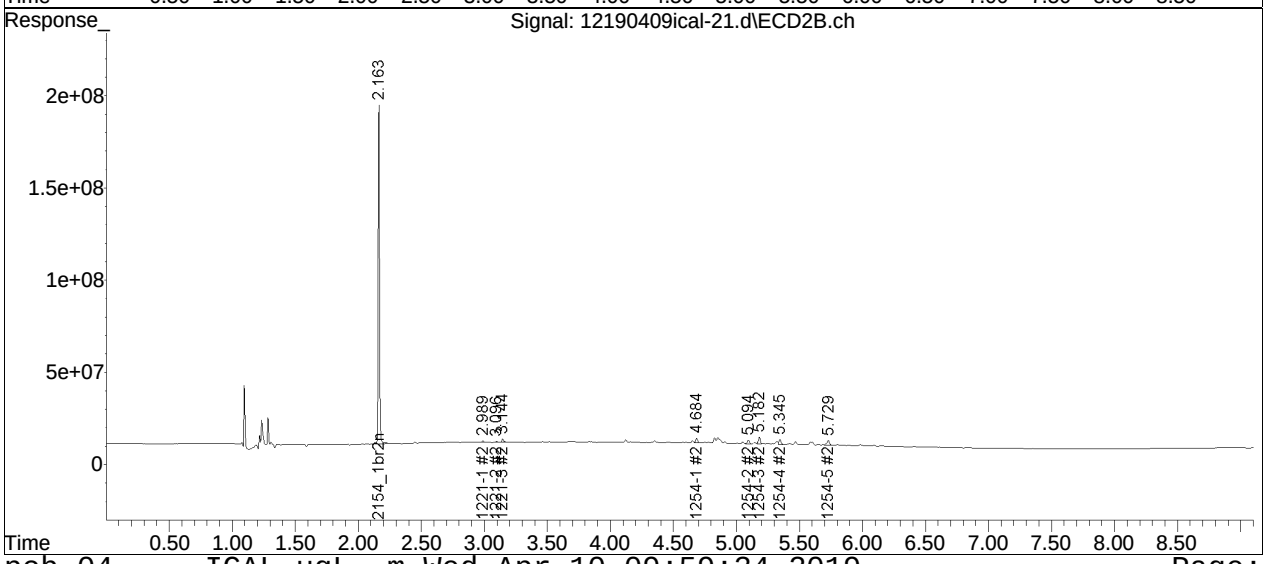

Manual Integration Report

Data Path	: I:\Pest12\190409ical\	QMethod	: P12_pcb_04-09-19_ICAL_ug
Data File	: 12190409ical-21.d	Operator	: Pest12:kb
Date Inj'd	: 4/9/2019 8:08 am	Instrument	: Pest 12
Sample	: il12154,42e,,9025	Quant Date	: 4/9/2019 4:45 pm

Compound #15: 1221-1

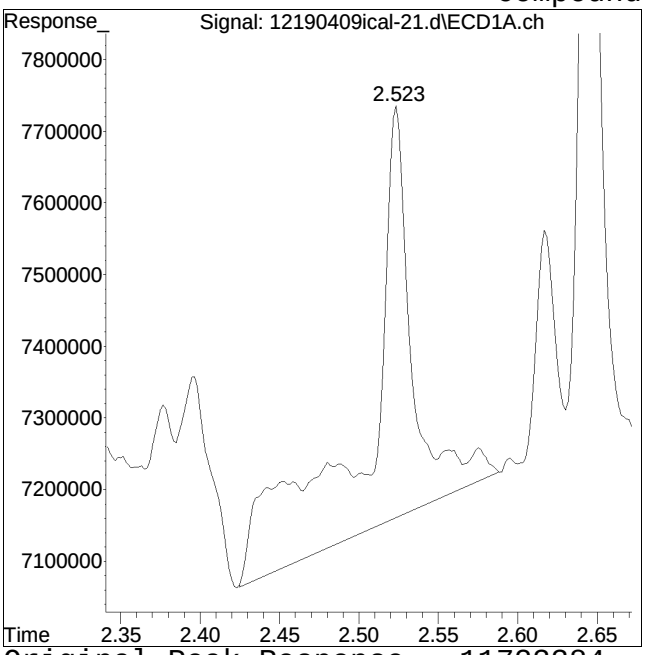

Original Peak Response = 11723384

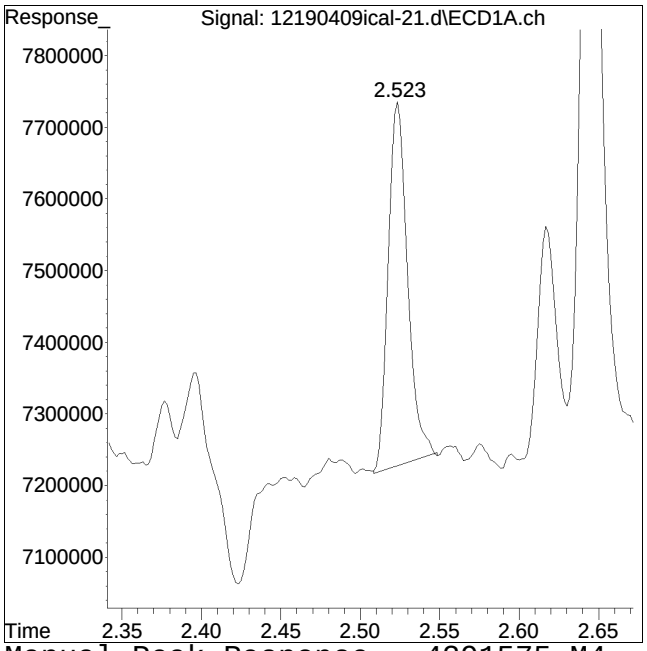

Manual Peak Response = 4291575 M4

M4 = Poor automated baseline construction.

Manual Integration Report

Data Path	: I:\Pest12\190409ical\	QMethod	: P12_pcb_04-09-19_ICAL_ug
Data File	: 12190409ical-21.d	Operator	: Pest12:kb
Date Inj'd	: 4/9/2019 8:08 am	Instrument	: Pest 12
Sample	: il12154,42e,,9025	Quant Date	: 4/9/2019 4:45 pm

Compound #66: 1221-1 #2

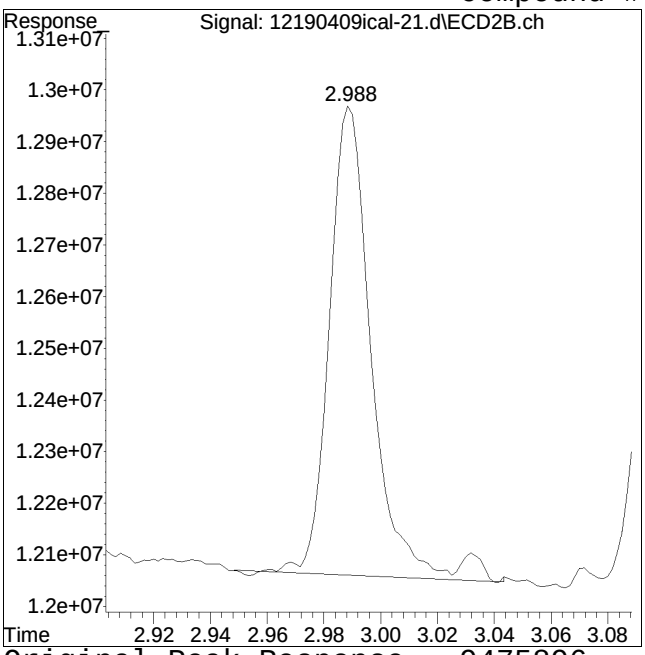

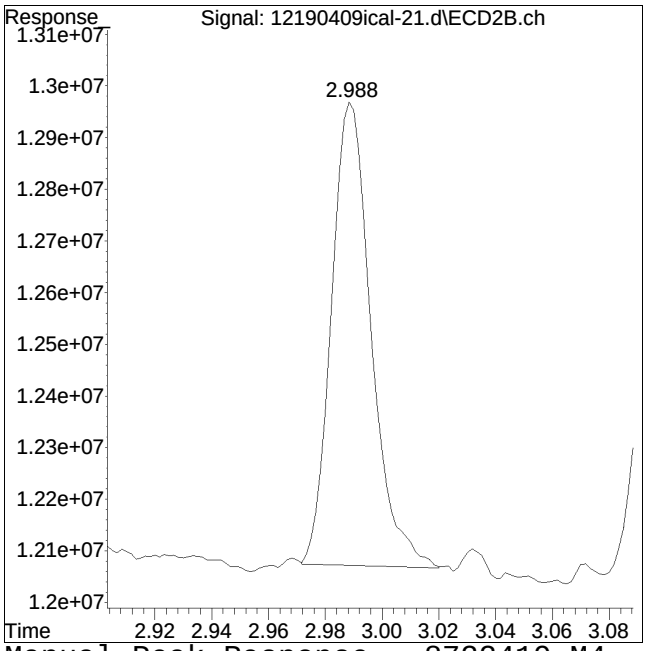

Original Peak Response = 9475896 Manual Peak Response = 8722419 M4
M4 = Poor automated baseline construction.

Manual Integration Report

Data Path	: I:\Pest12\190409ical\	QMethod	: P12_pcb_04-09-19_ICAL_ug
Data File	: 12190409ical-21.d	Operator	: Pest12:kb
Date Inj'd	: 4/9/2019 8:08 am	Instrument	: Pest 12
Sample	: il12154,42e,,9025	Quant Date	: 4/9/2019 4:45 pm

Compound #16: 1221-2

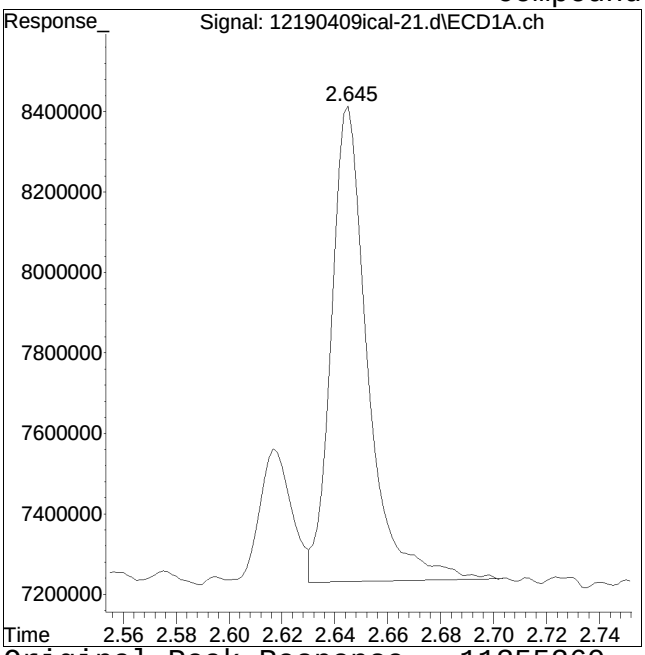

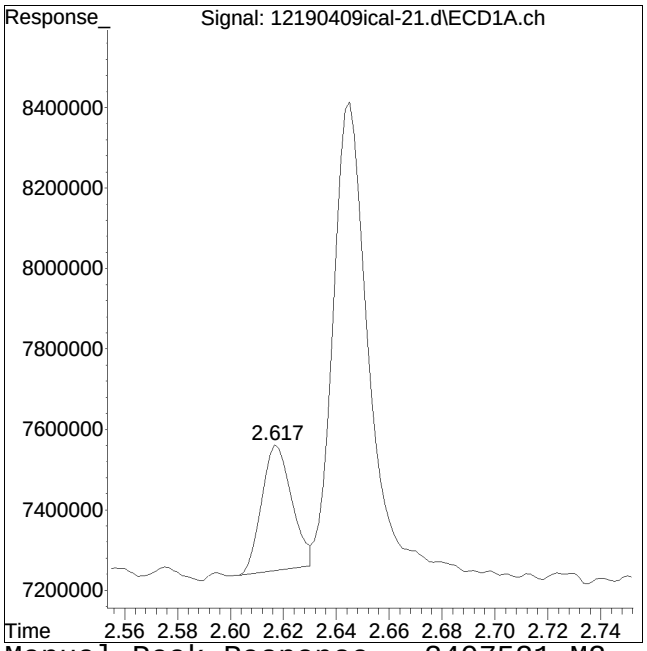

Original Peak Response = 11355260 Manual Peak Response = 2407521 M2
M2 = Peak not found by automatic integration algorithm.

Manual Integration Report

Data Path	: I:\Pest12\190409ical\	QMethod	: P12_pcb_04-09-19_ICAL_ug
Data File	: 12190409ical-21.d	Operator	: Pest12:kb
Date Inj'd	: 4/9/2019 8:08 am	Instrument	: Pest 12
Sample	: il12154,42e,,9025	Quant Date	: 4/9/2019 4:45 pm

Compound #67: 1221-2 #2

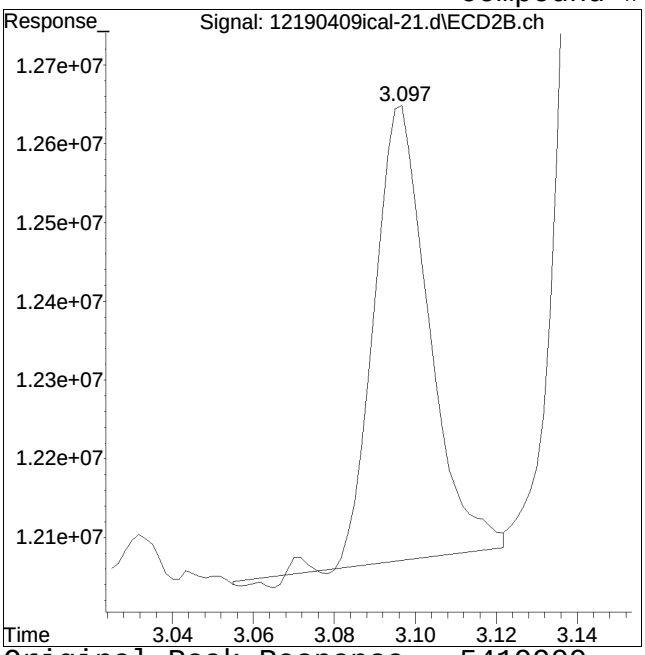

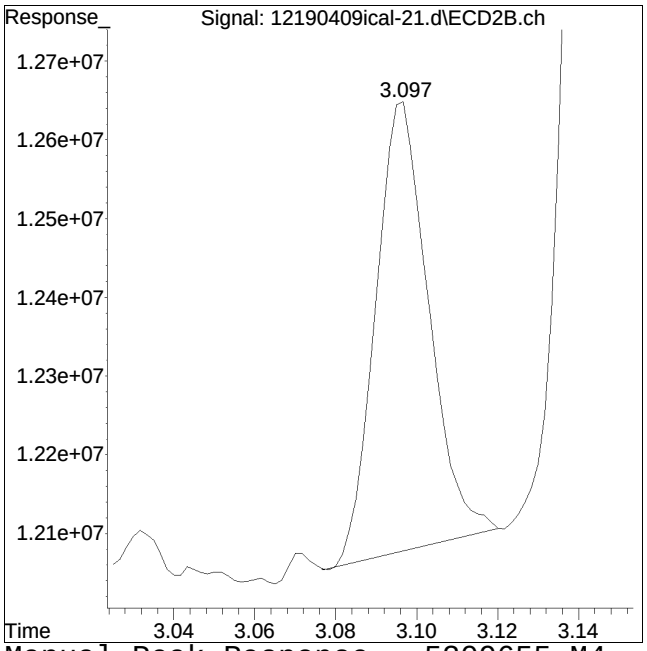

Original Peak Response = 5419909 Manual Peak Response = 5209655 M4
M4 = Poor automated baseline construction.

Manual Integration Report

Data Path	: I:\Pest12\190409ical\	QMethod	: P12_pcb_04-09-19_ICAL_ug
Data File	: 12190409ical-21.d	Operator	: Pest12:kb
Date Inj'd	: 4/9/2019 8:08 am	Instrument	: Pest 12
Sample	: il12154,42e,,9025	Quant Date	: 4/9/2019 4:45 pm

Compound #17: 1221-3

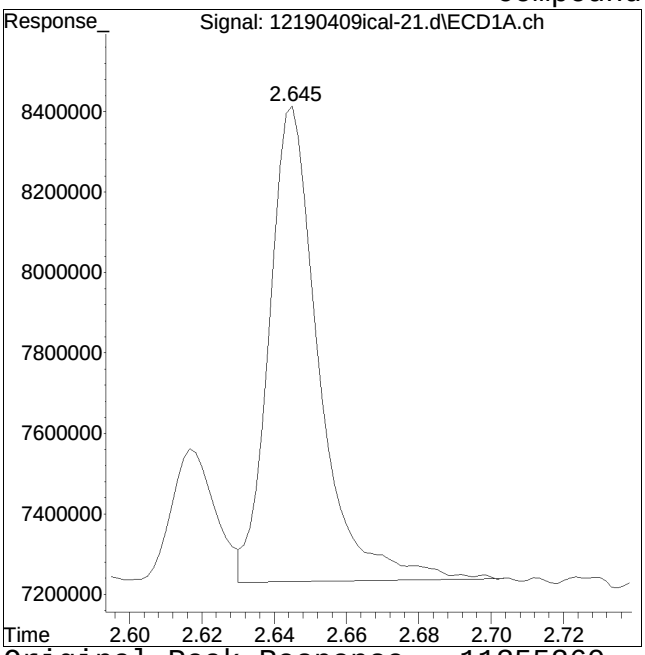

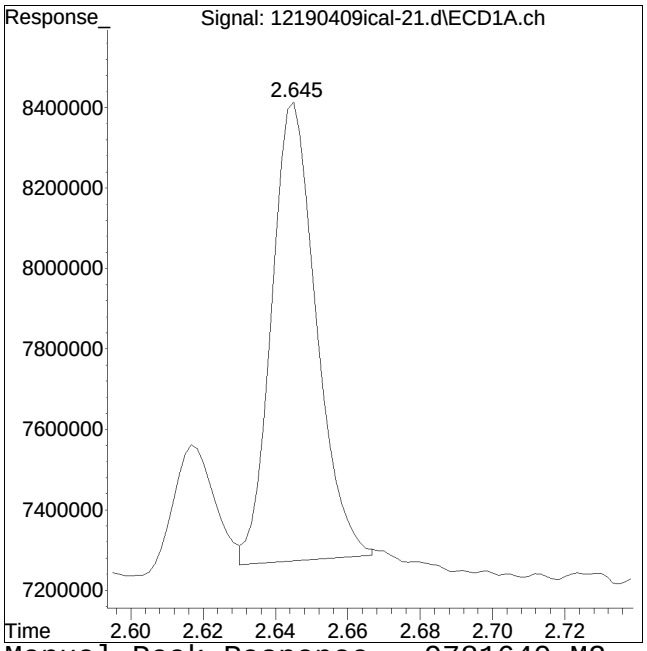

Original Peak Response = 11355260 Manual Peak Response = 9781640 M2
M2 = Peak not found by automatic integration algorithm.

Manual Integration Report

Data Path	: I:\Pest12\190409ical\	QMethod	: P12_pcb_04-09-19_ICAL_ug
Data File	: 12190409ical-21.d	Operator	: Pest12:kb
Date Inj'd	: 4/9/2019 8:08 am	Instrument	: Pest 12
Sample	: il12154,42e,,9025	Quant Date	: 4/9/2019 4:45 pm

Compound #68: 1221-3 #2

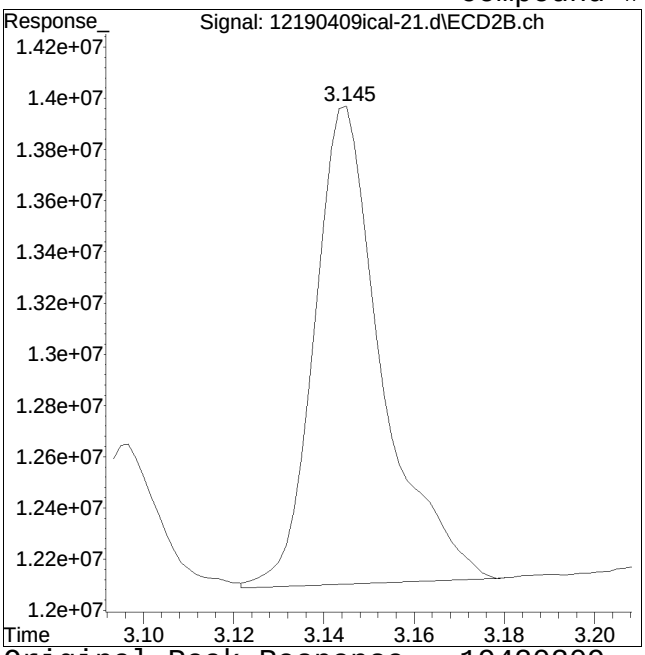

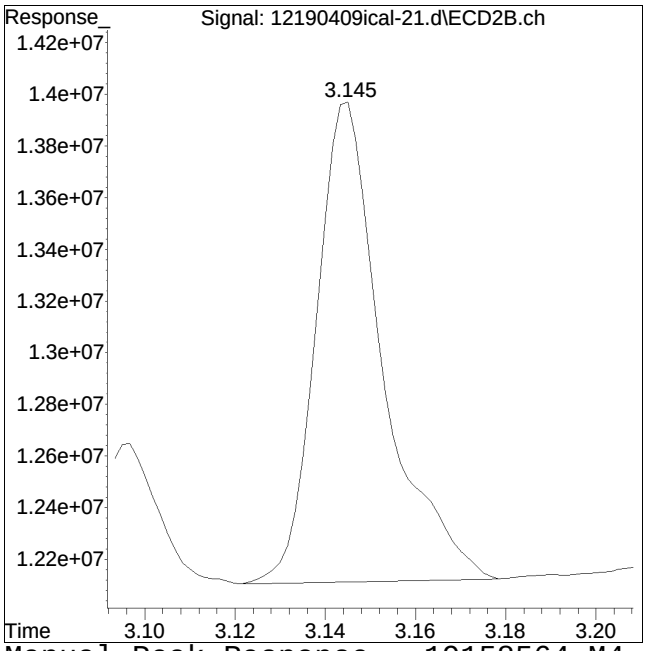

Original Peak Response = 19420209 Manual Peak Response = 19158564 M4
M4 = Poor automated baseline construction.

Manual Integration Report

Data Path	: I:\Pest12\190409ical\	QMethod	: P12_pcb_04-09-19_ICAL_ug
Data File	: 12190409ical-21.d	Operator	: Pest12:kb
Date Inj'd	: 4/9/2019 8:08 am	Instrument	: Pest 12
Sample	: il12154,42e,,9025	Quant Date	: 4/9/2019 4:45 pm

Compound #71: 1254-3 #2

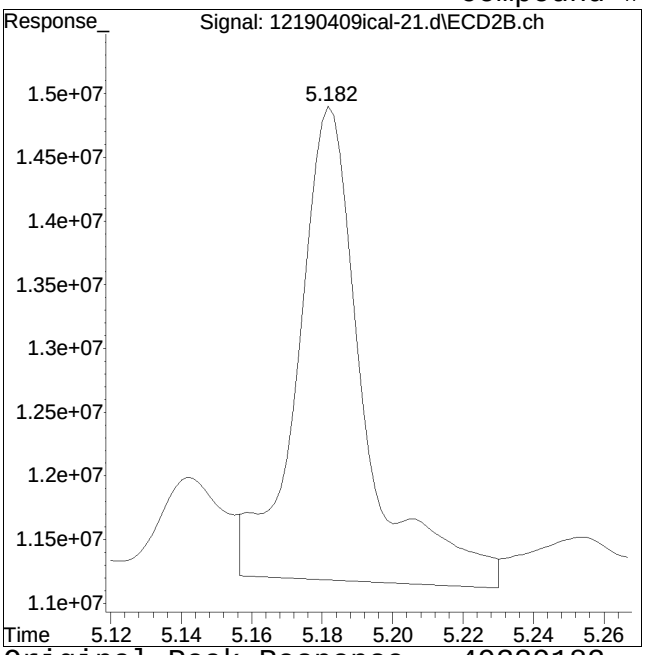

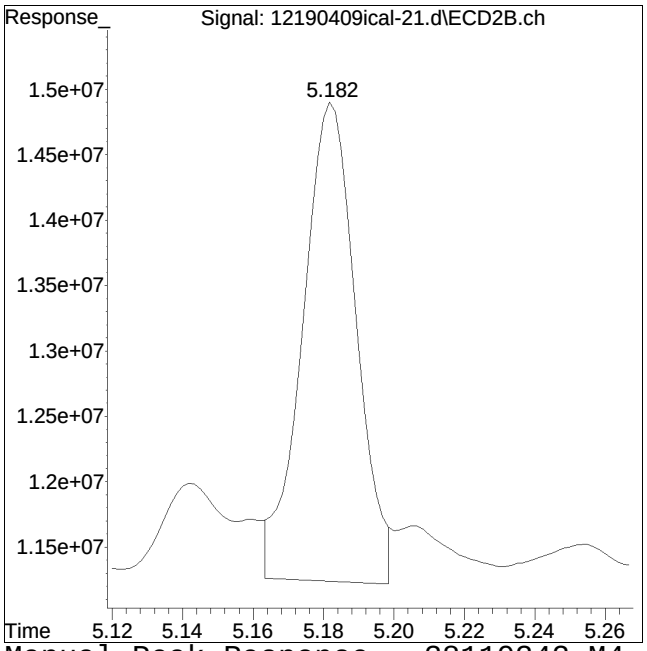

Original Peak Response = 49339182 Manual Peak Response = 38110342 M4

M4 = Poor automated baseline construction.

Quantitation Report (QT Reviewed)

Data Path : I:\Pest12\190409ical\
Data File : 12190409ical-22.d
Signal(s) : Signal #1: ECD1A.ch Signal #2: ECD2B.ch
Acq On : 9 Apr 2019 8:20 am
Operator : Pest12:kb
Sample : il22154,42e,,9024
Misc : wg1224428,
ALS Vial : 21 Sample Multiplier: 1

Integration File signal 1: events1.e
Integration File signal 2: events2.e
Quant Time: Apr 09 16:49:48 2019
Quant Method : I:\Pest12\190409ical\P12_pcb_04-09-19_ICAL_ugL_.m
Quant Title : pcb
QLast Update : Tue Apr 09 16:35:33 2019
Response via : Initial Calibration
Integrator: ChemStation

Volume Inj. :
Signal #1 Phase : Signal #2 Phase:
Signal #1 Info : Signal #2 Info :

Sub List : Default - All compounds listed

	Compound	RT#1	RT#2	Resp#1	Resp#2	ug/l	ug/l
	Internal Standards						
1) i	1660_1br2nb	0.000	0.000	0	0	N.D. d	N.D. d
14) i	2154_1br2nb	1.964	2.163	923.2E6	1323.2E6	250.000	250.000
23) i	4268_1br2nb	0.000	0.000	0	0	N.D. d	N.D. d
34) i	1248_1br2nb	0.000	0.000	0	0	N.D. d	N.D. d
40) i	3262_1br2nb	0.000	0.000	0	0	N.D. d	N.D. d
	System Monitoring Compounds						
2) s	2,4,5,6-Tetr	0.000	0.000	0	0	N.D. d	N.D. d
Spiked Amount	500.000	Range	30 - 150	Recovery	=	0.00%#	0.00%#
3) s	Decachlorobi	0.000	0.000	0	0	N.D. d	N.D. d
Spiked Amount	500.000	Range	30 - 150	Recovery	=	0.00%#	0.00%#
	Target Compounds						
4) l1	1016-1	0.000	0.000	0	0	N.D. d	N.D. d
5) l1	1016-2	0.000	0.000	0	0	N.D. d	N.D. d
6) l1	1016-3	0.000	0.000	0	0	N.D. d	N.D. d
7) l1	1016-4	0.000	0.000	0	0	N.D. d	N.D. d
8) l1	1016-5	0.000	0.000	0	0	N.D. d	N.D. d
Sum	1016-1			0	0	N.D.	N.D.
Average	1016-1					0.000	0.000
9) l2	1260-1	0.000	0.000	0	0	N.D. d	N.D. d
10) l2	1260-2	0.000	0.000	0	0	N.D. d	N.D. d
11) l2	1260-3	0.000	0.000	0	0	N.D. d	N.D. d
12) l2	1260-4	0.000	0.000	0	0	N.D. d	N.D. d
13) l2	1260-5	0.000	0.000	0	0	N.D. d	N.D. d
Sum	1260-1			0	0	N.D.	N.D.
Average	1260-1					0.000	0.000
15) l3	1221-1	2.523	2.988	21169268	37438048	616.801M4	621.997M4
16) l3	1221-2	2.617	3.096	12244989	23131014	607.418M4	617.121M4

Quantitation Report (QT Reviewed)

Data Path : I:\Pest12\190409ical\
Data File : 12190409ical-22.d
Signal(s) : Signal #1: ECD1A.ch Signal #2: ECD2B.ch
Acq On : 9 Apr 2019 8:20 am
Operator : Pest12:kb
Sample : il22154,42e,,9024
Misc : wg1224428,
ALS Vial : 21 Sample Multiplier: 1

Integration File signal 1: events1.e
Integration File signal 2: events2.e
Quant Time: Apr 09 16:49:48 2019
Quant Method : I:\Pest12\190409ical\P12_pcb_04-09-19_ICAL_ugL_.m
Quant Title : pcb
QLast Update : Tue Apr 09 16:35:33 2019
Response via : Initial Calibration
Integrator: ChemStation

Volume Inj. :
Signal #1 Phase : Signal #2 Phase:
Signal #1 Info : Signal #2 Info :

Sub List : Default - All compounds listed

Compound	RT#1	RT#2	Resp#1	Resp#2	ug/l	ug/l
17) l3 1221-3	2.645	3.145	49221369	83135861	642.360	629.107
Sum 1221-1			82635625	143.7E6	1866.578	1868.225
Average 1221-1					622.193	622.742
18) l4 1254-1	3.905	4.684	68741086	116.9E6	610.035	627.234
19) l4 1254-2	4.326	5.094	68238812	96158269	365.950	462.912
20) l4 1254-3	4.420	5.181	108.8E6	193.0E6	605.018	661.354
21) l4 1254-4	4.633	5.344	78887193	123.1E6	595.958	628.463
22) l4 1254-5	4.978	5.728	108.3E6	154.6E6	577.608	592.991
Sum 1254-1			433.0E6	683.8E6	N.D.	N.D. D
Average 1254-1					550.914	594.591
24) l6 1242-1	0.000	0.000	0	0	N.D. d	N.D. d
25) l6 1242-2	0.000	0.000	0	0	N.D. d	N.D. d
26) l6 1242-3	0.000	0.000	0	0	N.D. d	N.D. d
27) l6 1242-4	0.000	0.000	0	0	N.D. d	N.D. d
28) l6 1242-5	0.000	0.000	0	0	N.D. d	N.D. d
Sum 1242-1			0	0	N.D.	N.D.
Average 1242-1					0.000	0.000
29) l9 1268-1	0.000	0.000	0	0	N.D. d	N.D. d
30) l9 1268-2	0.000	0.000	0	0	N.D. d	N.D. d
31) l9 1268-3	0.000	0.000	0	0	N.D. d	N.D. d
32) l9 1268-4	0.000	0.000	0	0	N.D. d	N.D. d
33) l9 1268-5	0.000	0.000	0	0	N.D. d	N.D. d
Sum 1268-1			0	0	N.D.	N.D.
Average 1268-1					0.000	0.000
35) l7 1248-1	0.000	0.000	0	0	N.D. d	N.D. d
36) l7 1248-2	0.000	0.000	0	0	N.D. d	N.D. d
37) l7 1248-3	0.000	0.000	0	0	N.D. d	N.D. d
38) l7 1248-4	0.000	0.000	0	0	N.D. d	N.D. d

Quantitation Report (QT Reviewed)

Data Path : I:\Pest12\190409ical\
Data File : 12190409ical-22.d
Signal(s) : Signal #1: ECD1A.ch Signal #2: ECD2B.ch
Acq On : 9 Apr 2019 8:20 am
Operator : Pest12:kb
Sample : il22154,42e,,9024
Misc : wg1224428,
ALS Vial : 21 Sample Multiplier: 1

Integration File signal 1: events1.e
Integration File signal 2: events2.e
Quant Time: Apr 09 16:49:48 2019
Quant Method : I:\Pest12\190409ical\P12_pcb_04-09-19_ICAL_ugL_.m
Quant Title : pcb
QLast Update : Tue Apr 09 16:35:33 2019
Response via : Initial Calibration
Integrator: ChemStation

Volume Inj. :
Signal #1 Phase : Signal #2 Phase:
Signal #1 Info : Signal #2 Info :

Sub List : Default - All compounds listed

	Compound	RT#1	RT#2	Resp#1	Resp#2	ug/l	ug/l
39)	l7 1248-5	0.000	0.000	0	0	N.D. d	N.D. d
	Sum 1248-1			0	0	N.D.	N.D.
	Average 1248-1					0.000	0.000
41)	l5 1232-1	0.000	0.000	0	0	N.D. d	N.D. d
42)	l5 1232-2	0.000	0.000	0	0	N.D. d	N.D. d
43)	l5 1232-3	0.000	0.000	0	0	N.D. d	N.D. d
44)	l5 1232-4	0.000	0.000	0	0	N.D. d	N.D. d
45)	l5 1232-5	0.000	0.000	0	0	N.D. d	N.D. d
	Sum 1232-1			0	0	N.D.	N.D.
	Average 1232-1					0.000	0.000
46)	l8 1262-1	0.000	0.000	0	0	N.D. d	N.D. d
47)	l8 1262-2	0.000	0.000	0	0	N.D. d	N.D. d
48)	l8 1262-3	0.000	0.000	0	0	N.D. d	N.D. d
49)	l8 1262-4	0.000	0.000	0	0	N.D. d	N.D. d
50)	l8 1262-5	0.000	0.000	0	0	N.D. d	N.D. d
	Sum 1262-1			0	0	N.D.	N.D.
	Average 1262-1					0.000	0.000

SemiQuant Compounds - Not Calibrated on this Instrument

	Sum 1262-1			0	0	N.D.	N.D.
	Average 1262-1					0.000	0.000

(f)=RT Delta > 1/2 Window (D)=Amounts differ by > 40% (m)=manual int.
(#)=Recovery Exceeds Compound Acceptance Limits.
(I,C,F) I=Interference, C=Coelluting Calibration Peak, F=Fails CC Criteria.

Sub List : Default - All compounds listed Reviewed)

Data Path : I:\Pest12\190409ical\
Data File : 12190409ical-22.d
Signal(s) : Signal #1: ECD1A.ch Signal #2: ECD2B.ch
Acq On : 9 Apr 2019 8:20 am
Operator : Pest12:kb
Sample : il22154,42e,,9024
Misc : wg1224428,
ALS Vial : 21 Sample Multiplier: 1

Integration File signal 1: events1.e
Integration File signal 2: events2.e
Quant Time: Apr 09 16:49:48 2019
Quant Method : I:\Pest12\190409ical\P12_pcb_04-09-19_ICAL_ugL_.m
Quant Title : pcb
QLast Update : Tue Apr 09 16:35:33 2019
Response via : Initial Calibration
Integrator: ChemStation

Volume Inj. :
Signal #1 Phase : Signal #2 Phase:
Signal #1 Info : Signal #2 Info :

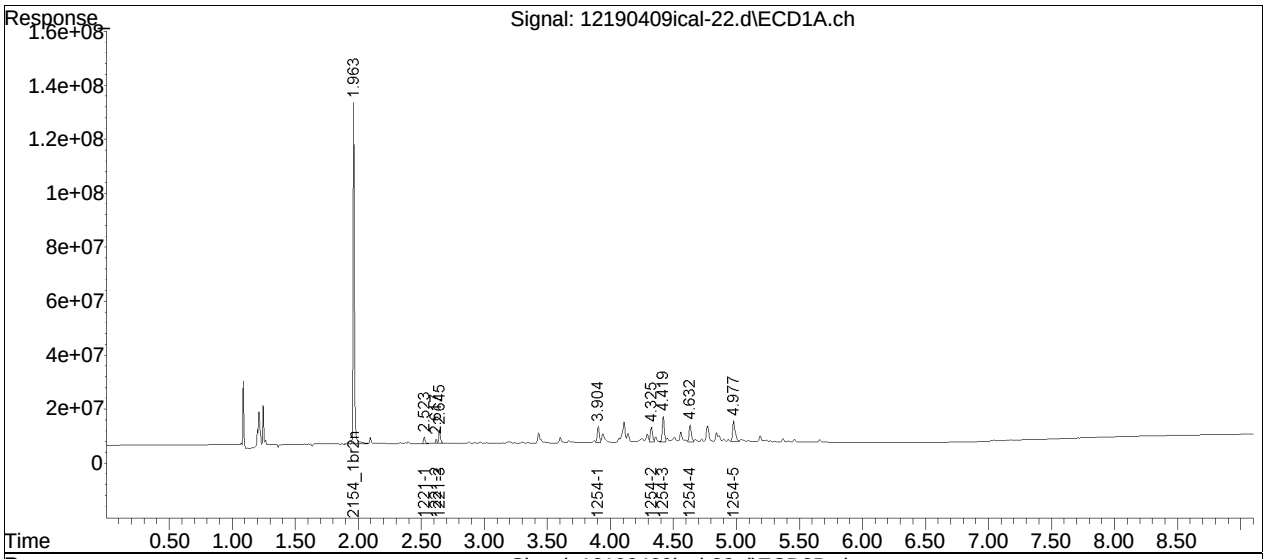

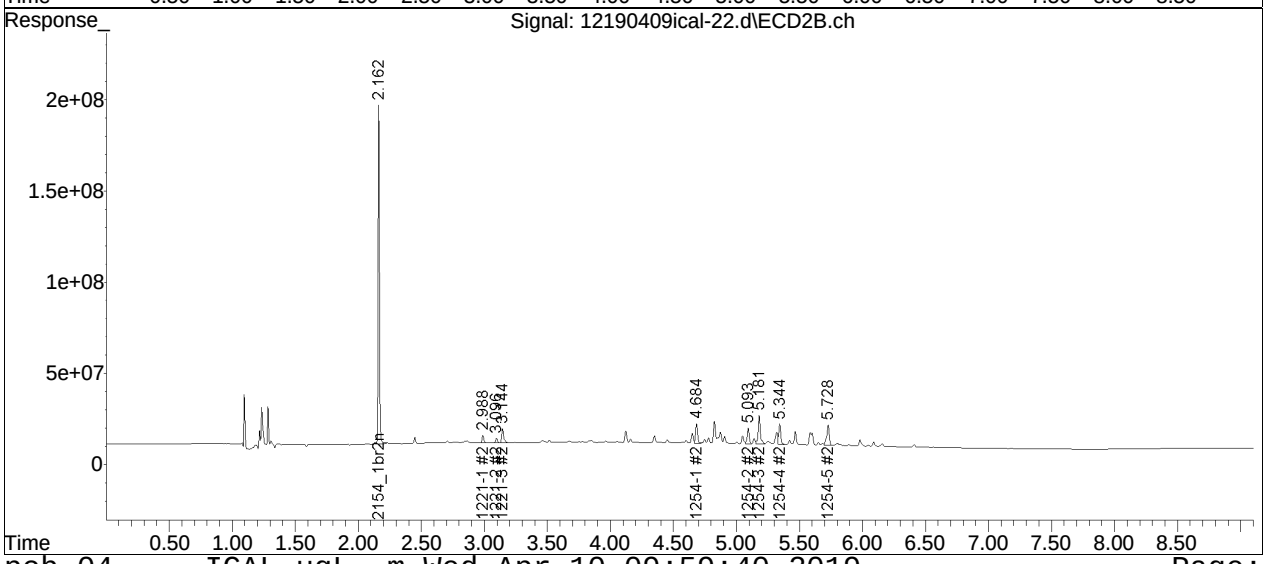

Manual Integration Report

Data Path	: I:\Pest12\190409ical\	QMethod	: P12_pcb_04-09-19_ICAL_ug
Data File	: 12190409ical-22.d	Operator	: Pest12:kb
Date Inj'd	: 4/9/2019 8:20 am	Instrument	: Pest 12
Sample	: il22154,42e,,9024	Quant Date	: 4/9/2019 4:48 pm

Compound #15: 1221-1

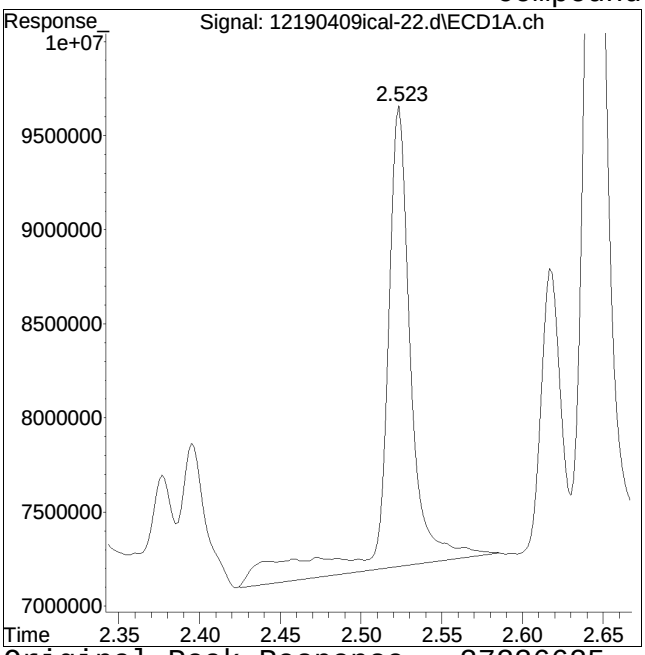

Original Peak Response = 27236625

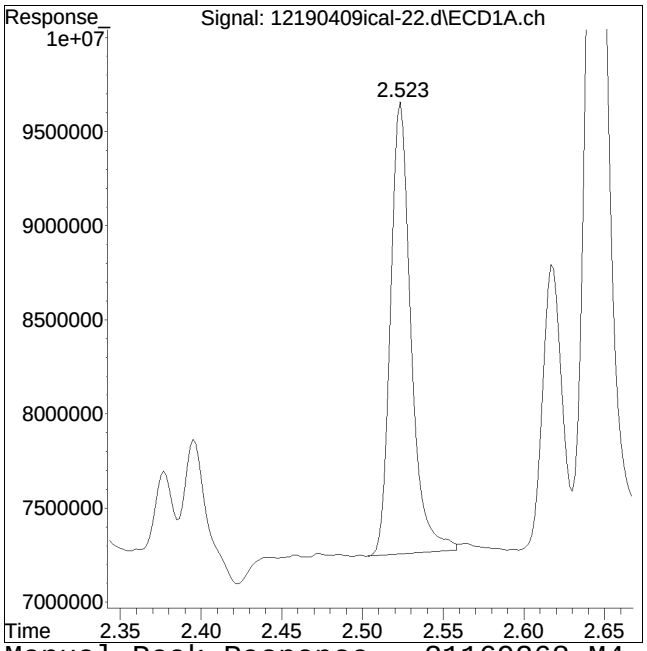

Manual Peak Response = 21169268 M4

M4 = Poor automated baseline construction.

Manual Integration Report

Data Path	: I:\Pest12\190409ical\	QMethod	: P12_pcb_04-09-19_ICAL_ug
Data File	: 12190409ical-22.d	Operator	: Pest12:kb
Date Inj'd	: 4/9/2019 8:20 am	Instrument	: Pest 12
Sample	: il22154,42e,,9024	Quant Date	: 4/9/2019 4:48 pm

Compound #66: 1221-1 #2

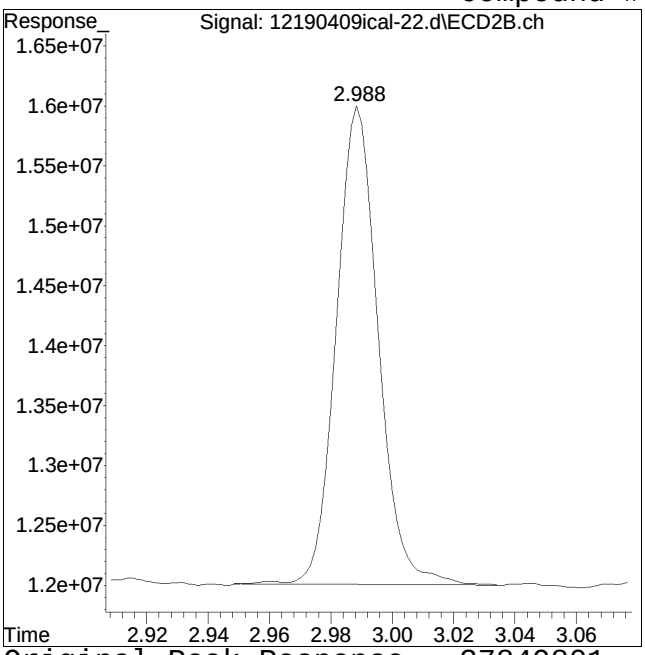

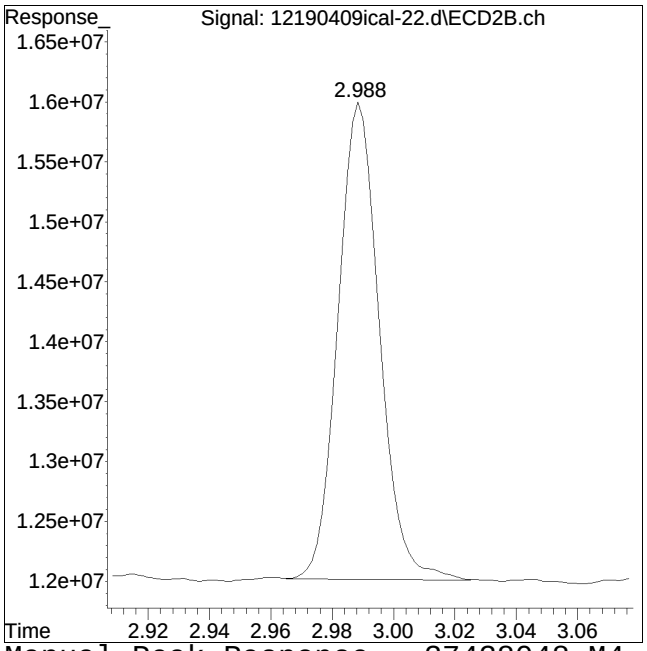

Original Peak Response = 37849801 Manual Peak Response = 37438048 M4
M4 = Poor automated baseline construction.

Manual Integration Report

Data Path	: I:\Pest12\190409ical\	QMethod	: P12_pcb_04-09-19_ICAL_ug
Data File	: 12190409ical-22.d	Operator	: Pest12:kb
Date Inj'd	: 4/9/2019 8:20 am	Instrument	: Pest 12
Sample	: il22154,42e,,9024	Quant Date	: 4/9/2019 4:48 pm

Compound #16: 1221-2

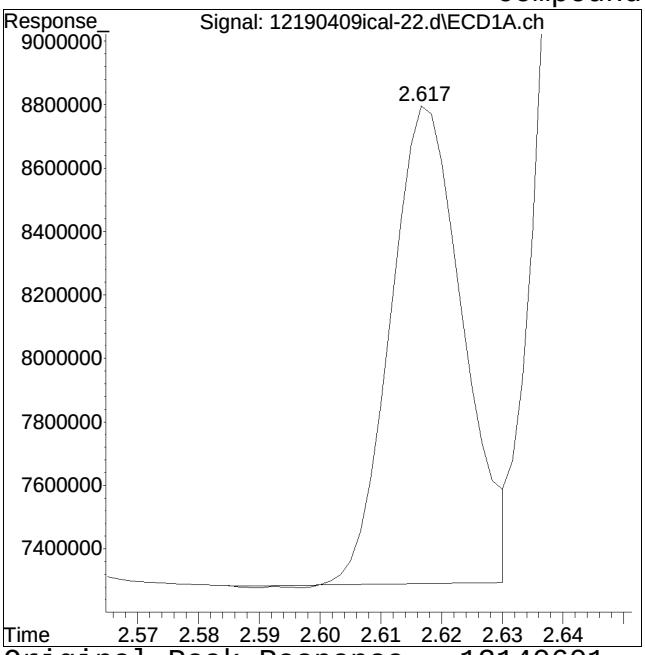

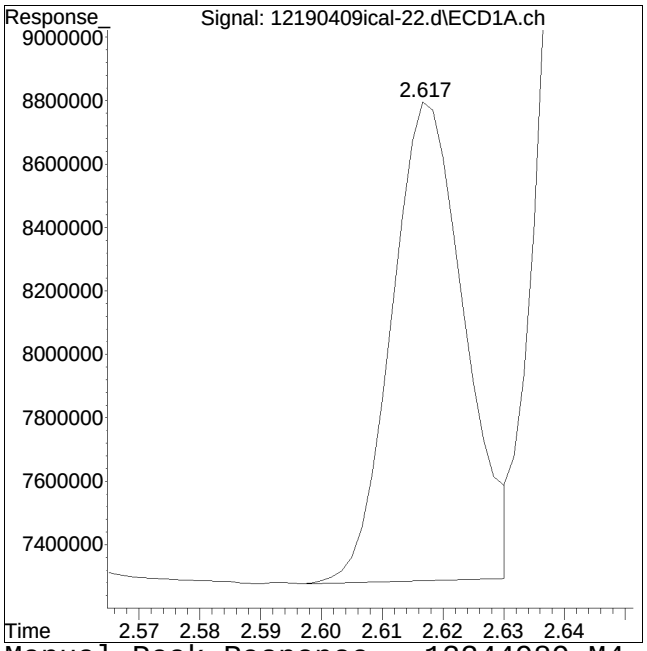

Original Peak Response = 12140601 Manual Peak Response = 12244989 M4
M4 = Poor automated baseline construction.

Manual Integration Report

Data Path	: I:\Pest12\190409ical\	QMethod	: P12_pcb_04-09-19_ICAL_ug
Data File	: 12190409ical-22.d	Operator	: Pest12:kb
Date Inj'd	: 4/9/2019 8:20 am	Instrument	: Pest 12
Sample	: il22154,42e,,9024	Quant Date	: 4/9/2019 4:48 pm

Compound #67: 1221-2 #2

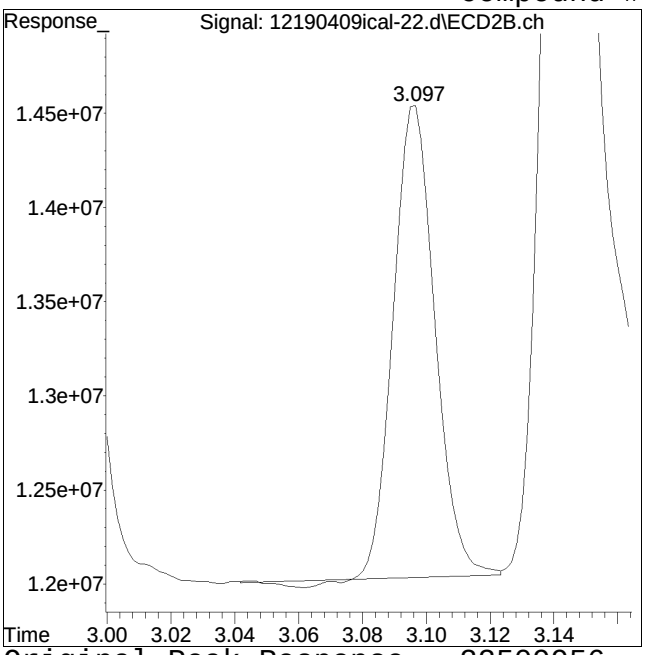

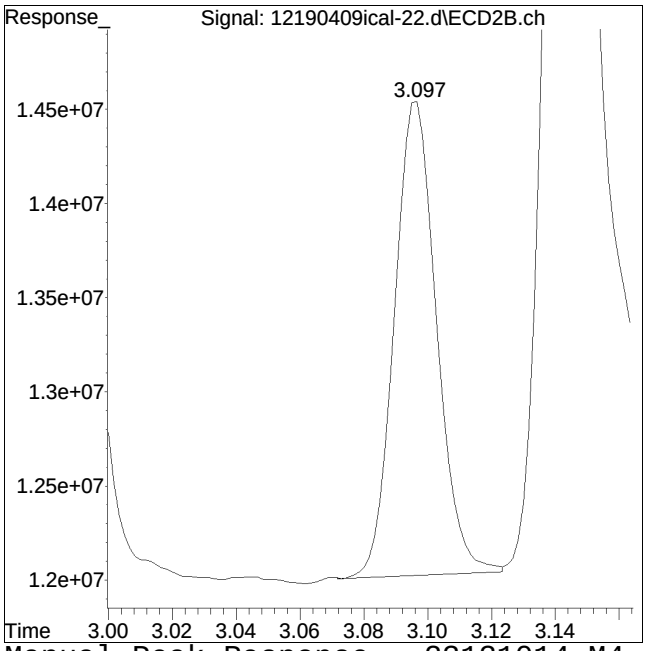

Original Peak Response = 22509956 Manual Peak Response = 23131014 M4
M4 = Poor automated baseline construction.

Quantitation Report (QT Reviewed)

Data Path : I:\Pest12\190409ical\
Data File : 12190409ical-23.d
Signal(s) : Signal #1: ECD1A.ch Signal #2: ECD2B.ch
Acq On : 9 Apr 2019 8:32 am
Operator : Pest12:kb
Sample : il32154,42e,,9023
Misc : wg1224428,
ALS Vial : 22 Sample Multiplier: 1

Integration File signal 1: events1.e
Integration File signal 2: events2.e
Quant Time: Apr 09 16:52:41 2019
Quant Method : I:\Pest12\190409ical\P12_pcb_04-09-19_ICAL_ugL_.m
Quant Title : pcb
QLast Update : Tue Apr 09 16:35:33 2019
Response via : Initial Calibration
Integrator: ChemStation

Volume Inj. :
Signal #1 Phase : Signal #2 Phase:
Signal #1 Info : Signal #2 Info :

Sub List : Default - All compounds listed

	Compound	RT#1	RT#2	Resp#1	Resp#2	ug/l	ug/l
	Internal Standards						
1) i	1660_1br2nb	0.000	0.000	0	0	N.D. d	N.D. d
14) i	2154_1br2nb	1.963	2.162	856.7E6	1252.4E6	250.000M4	250.000M4
23) i	4268_1br2nb	0.000	0.000	0	0	N.D. d	N.D. d
34) i	1248_1br2nb	0.000	0.000	0	0	N.D. d	N.D. d
40) i	3262_1br2nb	0.000	0.000	0	0	N.D. d	N.D. d
	System Monitoring Compounds						
2) s	2,4,5,6-Tetr	0.000	0.000	0	0	N.D. d	N.D. d
	Spiked Amount	500.000	Range 30 - 150	Recovery	=	0.00%#	0.00%#
3) s	Decachlorobi	0.000	0.000	0	0	N.D. d	N.D. d
	Spiked Amount	500.000	Range 30 - 150	Recovery	=	0.00%#	0.00%#
	Target Compounds						
4) l1	1016-1	0.000	0.000	0	0	N.D. d	N.D. d
5) l1	1016-2	0.000	0.000	0	0	N.D. d	N.D. d
6) l1	1016-3	0.000	0.000	0	0	N.D. d	N.D. d
7) l1	1016-4	0.000	0.000	0	0	N.D. d	N.D. d
8) l1	1016-5	0.000	0.000	0	0	N.D. d	N.D. d
	Sum 1016-1			0	0	N.D.	N.D.
	Average 1016-1					0.000	0.000
9) l2	1260-1	0.000	0.000	0	0	N.D. d	N.D. d
10) l2	1260-2	0.000	0.000	0	0	N.D. d	N.D. d
11) l2	1260-3	0.000	0.000	0	0	N.D. d	N.D. d
12) l2	1260-4	0.000	0.000	0	0	N.D. d	N.D. d
13) l2	1260-5	0.000	0.000	0	0	N.D. d	N.D. d
	Sum 1260-1			0	0	N.D.	N.D.
	Average 1260-1					0.000	0.000
15) l3	1221-1	2.523	2.988	38604618	68033197	1014.503M4	1003.941M4

Quantitation Report (QT Reviewed)

Data Path : I:\Pest12\190409ical\
Data File : 12190409ical-23.d
Signal(s) : Signal #1: ECD1A.ch Signal #2: ECD2B.ch
Acq On : 9 Apr 2019 8:32 am
Operator : Pest12:kb
Sample : il32154,42e,,9023
Misc : wg1224428,
ALS Vial : 22 Sample Multiplier: 1

Integration File signal 1: events1.e
Integration File signal 2: events2.e
Quant Time: Apr 09 16:52:41 2019
Quant Method : I:\Pest12\190409ical\P12_pcb_04-09-19_ICAL_ugL_.m
Quant Title : pcb
QLast Update : Tue Apr 09 16:35:33 2019
Response via : Initial Calibration
Integrator: ChemStation

Volume Inj. :
Signal #1 Phase : Signal #2 Phase:
Signal #1 Info : Signal #2 Info :

Sub List : Default - All compounds listed

Compound	RT#1	RT#2	Resp#1	Resp#2	ug/l	ug/l
16) l3 1221-2	2.618	3.096	23817841	42345202	1077.023	1006.793M4
17) l3 1221-3	2.645	3.144	89644785	150.1E6	1052.636	1006.011M4
Sum 1221-1			152.1E6	260.4E6	3144.162	3016.745
Average 1221-1					1048.054	1005.582
18) l4 1254-1	3.904	4.685	124.9E6	225.3E6	1032.830	1100.352
19) l4 1254-2	4.326	5.095	127.2E6	187.4E6	762.005	891.948
20) l4 1254-3	4.420	5.182	203.1E6	356.9E6	1049.919	1103.023
21) l4 1254-4	4.633	5.344	153.4E6	221.8E6	1053.932	1000.506M4
22) l4 1254-5	4.979	5.729	215.6E6	294.8E6	1075.077	1039.201
Sum 1254-1			824.2E6	1286.3E6	N.D.	N.D. D
Average 1254-1					994.753	1027.006
24) l6 1242-1	0.000	0.000	0	0	N.D. d	N.D. d
25) l6 1242-2	0.000	0.000	0	0	N.D. d	N.D. d
26) l6 1242-3	0.000	0.000	0	0	N.D. d	N.D. d
27) l6 1242-4	0.000	0.000	0	0	N.D. d	N.D. d
28) l6 1242-5	0.000	0.000	0	0	N.D. d	N.D. d
Sum 1242-1			0	0	N.D.	N.D.
Average 1242-1					0.000	0.000
29) l9 1268-1	0.000	0.000	0	0	N.D. d	N.D. d
30) l9 1268-2	0.000	0.000	0	0	N.D. d	N.D. d
31) l9 1268-3	0.000	0.000	0	0	N.D. d	N.D. d
32) l9 1268-4	0.000	0.000	0	0	N.D. d	N.D. d
33) l9 1268-5	0.000	0.000	0	0	N.D. d	N.D. d
Sum 1268-1			0	0	N.D.	N.D.
Average 1268-1					0.000	0.000
35) l7 1248-1	0.000	0.000	0	0	N.D. d	N.D. d
36) l7 1248-2	0.000	0.000	0	0	N.D. d	N.D. d
37) l7 1248-3	0.000	0.000	0	0	N.D. d	N.D. d
38) l7 1248-4	0.000	0.000	0	0	N.D. d	N.D. d

Quantitation Report (QT Reviewed)

Data Path : I:\Pest12\190409ical\
Data File : 12190409ical-23.d
Signal(s) : Signal #1: ECD1A.ch Signal #2: ECD2B.ch
Acq On : 9 Apr 2019 8:32 am
Operator : Pest12:kb
Sample : il32154,42e,,9023
Misc : wg1224428,
ALS Vial : 22 Sample Multiplier: 1

Integration File signal 1: events1.e
Integration File signal 2: events2.e
Quant Time: Apr 09 16:52:41 2019
Quant Method : I:\Pest12\190409ical\P12_pcb_04-09-19_ICAL_ugL_.m
Quant Title : pcb
QLast Update : Tue Apr 09 16:35:33 2019
Response via : Initial Calibration
Integrator: ChemStation

Volume Inj. :
Signal #1 Phase : Signal #2 Phase:
Signal #1 Info : Signal #2 Info :

Sub List : Default - All compounds listed

	Compound	RT#1	RT#2	Resp#1	Resp#2	ug/l	ug/l
39)	l7 1248-5	0.000	0.000	0	0	N.D. d	N.D. d
Sum	1248-1			0	0	N.D.	N.D.
Average	1248-1					0.000	0.000
41)	l5 1232-1	0.000	0.000	0	0	N.D. d	N.D. d
42)	l5 1232-2	0.000	0.000	0	0	N.D. d	N.D. d
43)	l5 1232-3	0.000	0.000	0	0	N.D. d	N.D. d
44)	l5 1232-4	0.000	0.000	0	0	N.D. d	N.D. d
45)	l5 1232-5	0.000	0.000	0	0	N.D. d	N.D. d
Sum	1232-1			0	0	N.D.	N.D.
Average	1232-1					0.000	0.000
46)	l8 1262-1	0.000	0.000	0	0	N.D. d	N.D. d
47)	l8 1262-2	0.000	0.000	0	0	N.D. d	N.D. d
48)	l8 1262-3	0.000	0.000	0	0	N.D. d	N.D. d
49)	l8 1262-4	0.000	0.000	0	0	N.D. d	N.D. d
50)	l8 1262-5	0.000	0.000	0	0	N.D. d	N.D. d
Sum	1262-1			0	0	N.D.	N.D.
Average	1262-1					0.000	0.000

SemiQuant Compounds - Not Calibrated on this Instrument

Sum	1262-1			0	0	N.D.	N.D.
Average	1262-1					0.000	0.000

(f)=RT Delta > 1/2 Window (D)=Amounts differ by > 40% (m)=manual int.
(#)=Recovery Exceeds Compound Acceptance Limits.
(I,C,F) I=Interference, C=Coelluting Calibration Peak, F=Fails CC Criteria.

Sub List : Default - All compounds listed Reviewed)

Data Path : I:\Pest12\190409ical\
Data File : 12190409ical-23.d
Signal(s) : Signal #1: ECD1A.ch Signal #2: ECD2B.ch
Acq On : 9 Apr 2019 8:32 am
Operator : Pest12:kb
Sample : il32154,42e,,9023
Misc : wg1224428,
ALS Vial : 22 Sample Multiplier: 1

Integration File signal 1: events1.e
Integration File signal 2: events2.e
Quant Time: Apr 09 16:52:41 2019
Quant Method : I:\Pest12\190409ical\P12_pcb_04-09-19_ICAL_ugL_.m
Quant Title : pcb
QLast Update : Tue Apr 09 16:35:33 2019
Response via : Initial Calibration
Integrator: ChemStation

Volume Inj. :
Signal #1 Phase : Signal #2 Phase:
Signal #1 Info : Signal #2 Info :

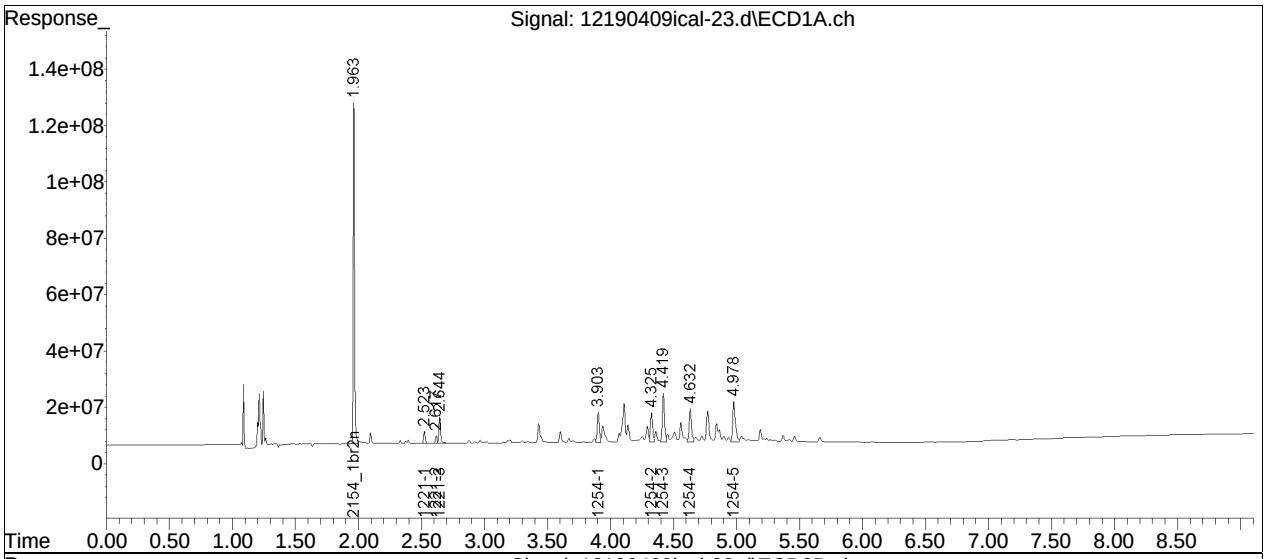

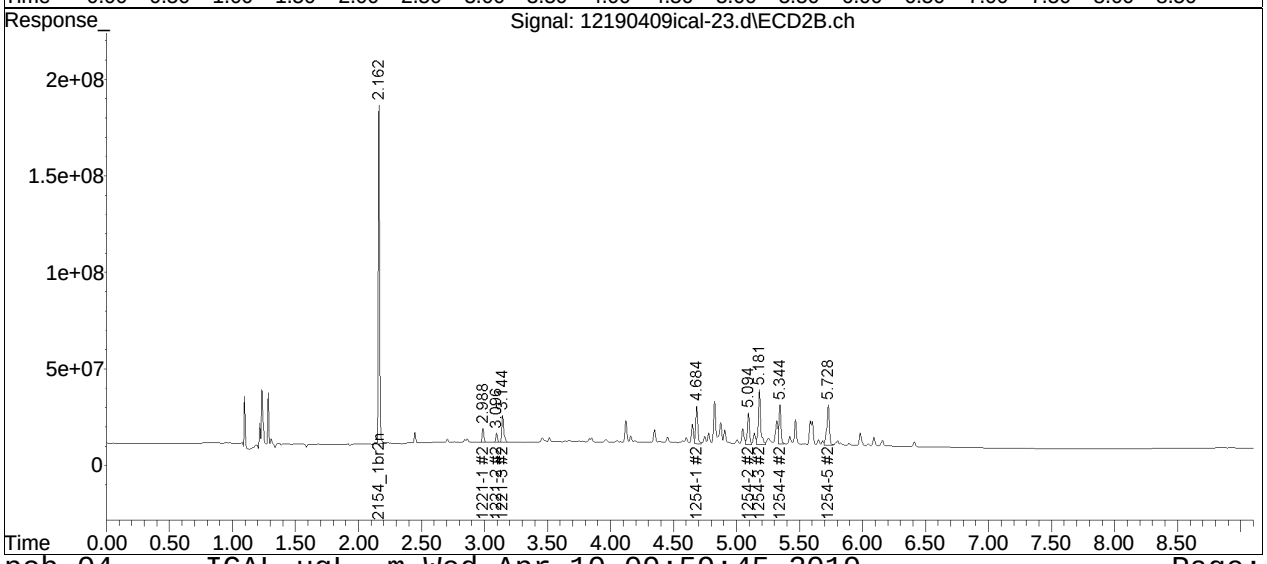

Manual Integration Report

Data Path	: I:\Pest12\190409ical\	QMethod	: P12_pcb_04-09-19_ICAL_ug
Data File	: 12190409ical-23.d	Operator	: Pest12:kb
Date Inj'd	: 4/9/2019 8:32 am	Instrument	: Pest 12
Sample	: il32154,42e,,9023	Quant Date	: 4/9/2019 4:50 pm

Compound #15: 1221-1

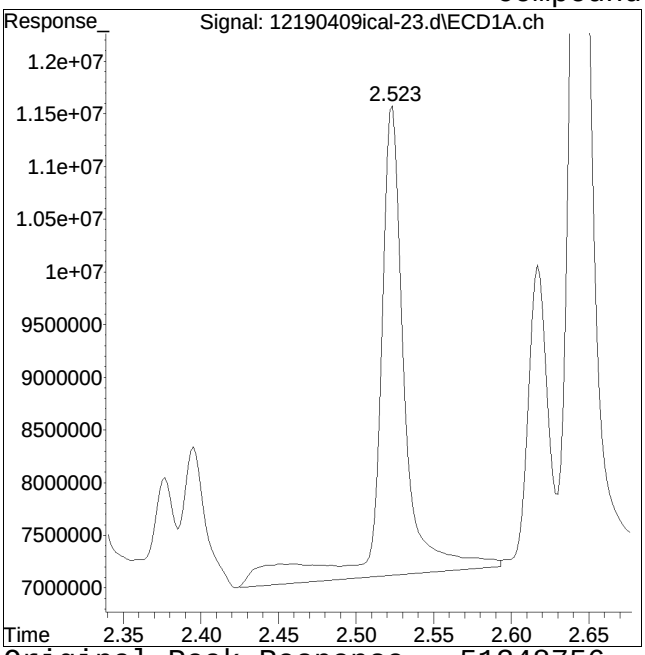

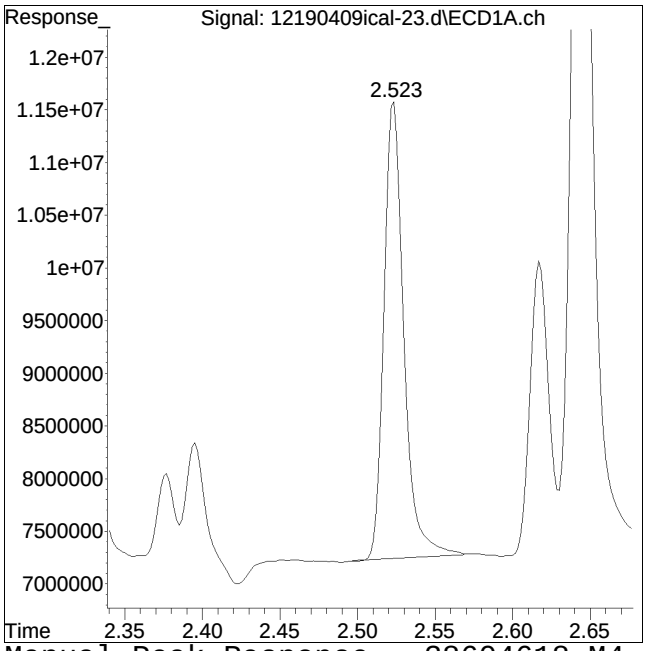

Original Peak Response = 51348756 Manual Peak Response = 38604618 M4

M4 = Poor automated baseline construction.

Manual Integration Report

Data Path	: I:\Pest12\190409ical\	QMethod	: P12_pcb_04-09-19_ICAL_ug
Data File	: 12190409ical-23.d	Operator	: Pest12:kb
Date Inj'd	: 4/9/2019 8:32 am	Instrument	: Pest 12
Sample	: il32154,42e,,9023	Quant Date	: 4/9/2019 4:50 pm

Compound #66: 1221-1 #2

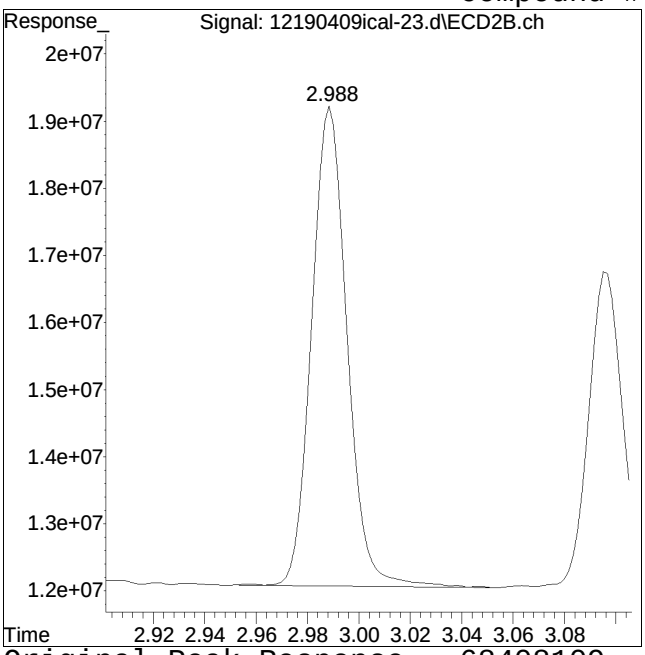

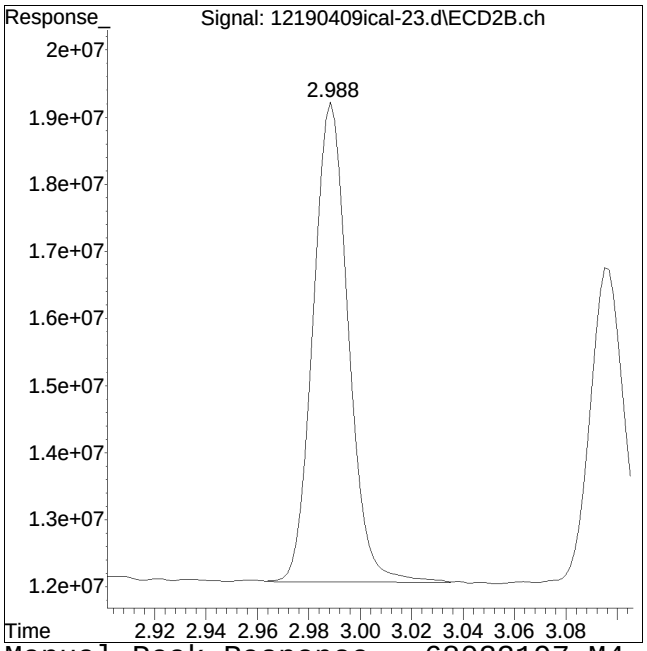

Original Peak Response = 68408109 Manual Peak Response = 68033197 M4
M4 = Poor automated baseline construction.

Manual Integration Report

Data Path	: I:\Pest12\190409ical\	QMethod	: P12_pcb_04-09-19_ICAL_ug
Data File	: 12190409ical-23.d	Operator	: Pest12:kb
Date Inj'd	: 4/9/2019 8:32 am	Instrument	: Pest 12
Sample	: il32154,42e,,9023	Quant Date	: 4/9/2019 4:50 pm

Compound #67: 1221-2 #2

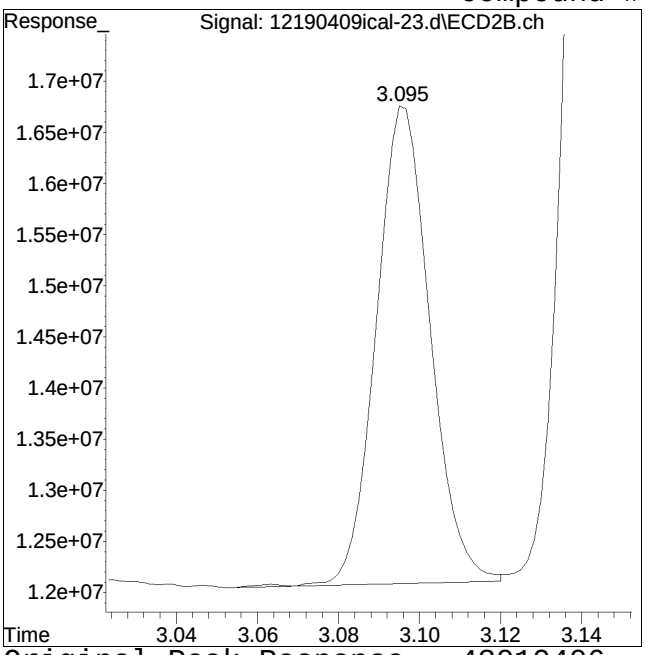

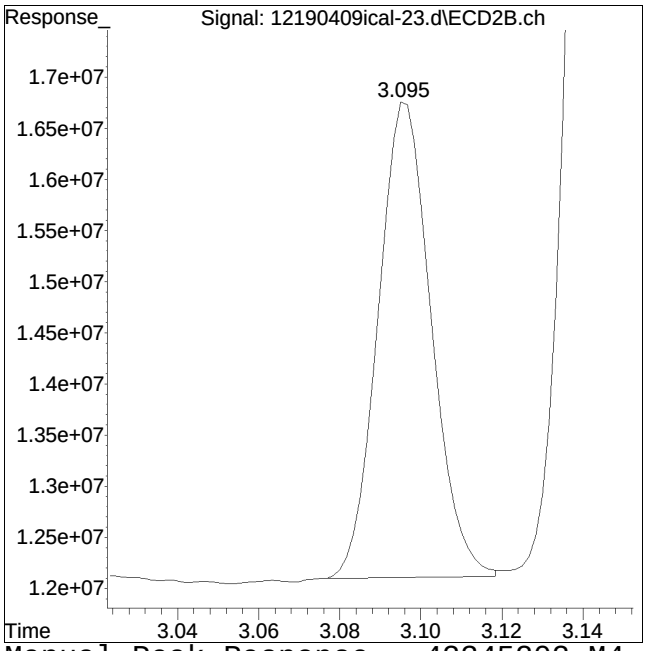

Original Peak Response = 43010406 Manual Peak Response = 42345202 M4
M4 = Poor automated baseline construction.

Manual Integration Report

Data Path	: I:\Pest12\190409ical\	QMethod	: P12_pcb_04-09-19_ICAL_ug
Data File	: 12190409ical-23.d	Operator	: Pest12:kb
Date Inj'd	: 4/9/2019 8:32 am	Instrument	: Pest 12
Sample	: il32154,42e,,9023	Quant Date	: 4/9/2019 4:50 pm

Compound #68: 1221-3 #2

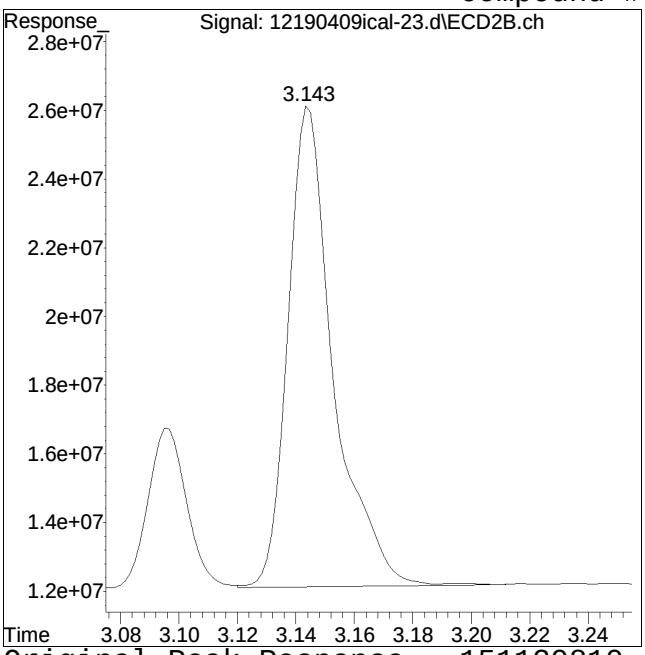

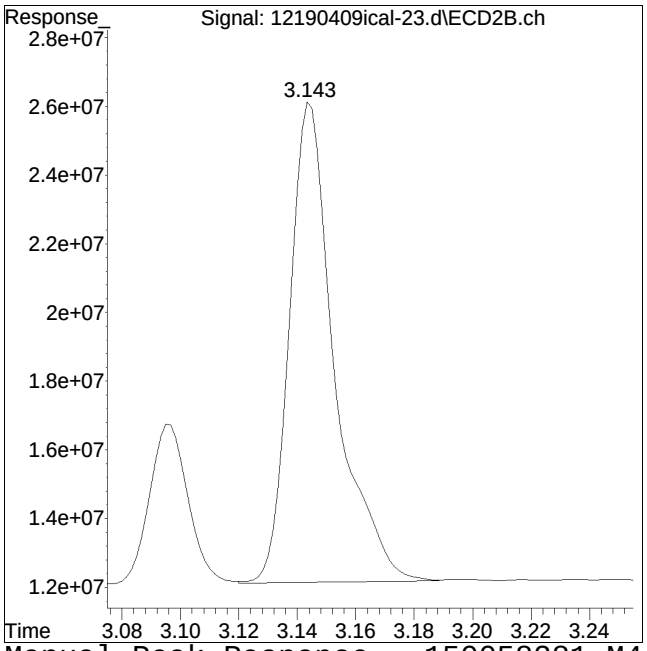

Original Peak Response = 151129810 Manual Peak Response = 150058281 M4
M4 = Poor automated baseline construction.

Manual Integration Report

Data Path	: I:\Pest12\190409ical\	QMethod	: P12_pcb_04-09-19_ICAL_ug
Data File	: 12190409ical-23.d	Operator	: Pest12:kb
Date Inj'd	: 4/9/2019 8:32 am	Instrument	: Pest 12
Sample	: il32154,42e,,9023	Quant Date	: 4/9/2019 4:50 pm

Compound #72: 1254-4 #2

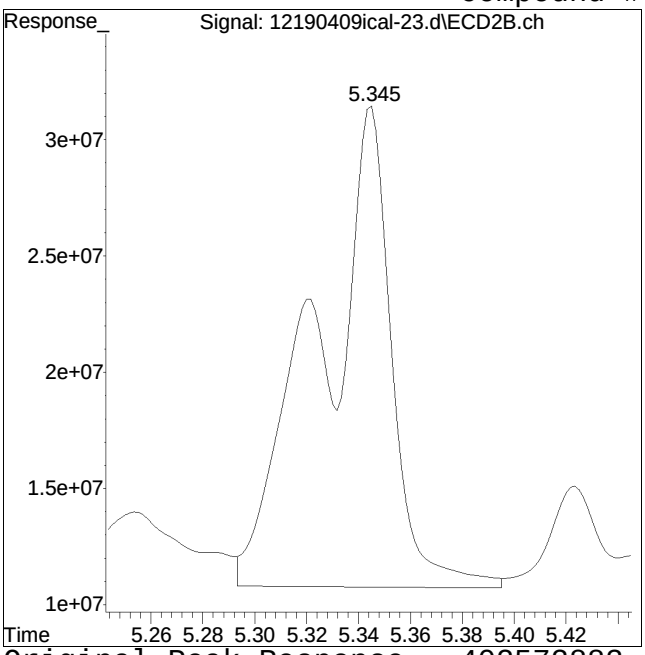

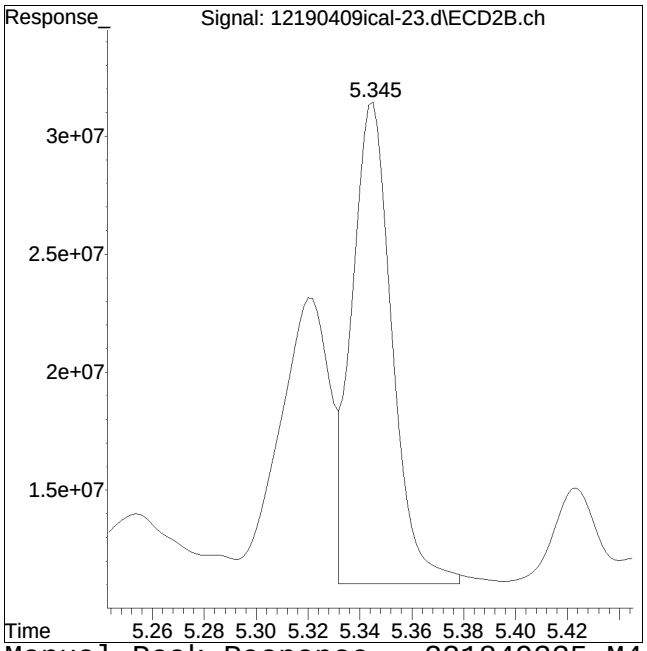

Original Peak Response = 402572883 Manual Peak Response = 221849335 M4
M4 = Poor automated baseline construction.

Quantitation Report (QT Reviewed)

Data Path : I:\Pest12\190409ical\
Data File : 12190409ical-24.d
Signal(s) : Signal #1: ECD1A.ch Signal #2: ECD2B.ch
Acq On : 9 Apr 2019 8:45 am
Operator : Pest12:kb
Sample : il42154,42e,,9022
Misc : wg1224428,
ALS Vial : 23 Sample Multiplier: 1

Integration File signal 1: events1.e
Integration File signal 2: events2.e
Quant Time: Apr 09 16:55:05 2019
Quant Method : I:\Pest12\190409ical\P12_pcb_04-09-19_ICAL_ugL_.m
Quant Title : pcb
QLast Update : Tue Apr 09 16:35:33 2019
Response via : Initial Calibration
Integrator: ChemStation

Volume Inj. :
Signal #1 Phase : Signal #2 Phase:
Signal #1 Info : Signal #2 Info :

Sub List : Default - All compounds listed

	Compound	RT#1	RT#2	Resp#1	Resp#2	ug/l	ug/l
	Internal Standards						
1) i	1660_1br2nb	0.000	0.000	0	0	N.D. d	N.D. d
14) i	2154_1br2nb	1.963	2.162	893.7E6	1321.0E6	250.000M4	250.000M4
23) i	4268_1br2nb	0.000	0.000	0	0	N.D. d	N.D. d
34) i	1248_1br2nb	0.000	0.000	0	0	N.D. d	N.D. d
40) i	3262_1br2nb	0.000	0.000	0	0	N.D. d	N.D. d
	System Monitoring Compounds						
2) s	2,4,5,6-Tetr	0.000	0.000	0	0	N.D. d	N.D. d
Spiked Amount	500.000	Range	30 - 150	Recovery	=	0.00%#	0.00%#
3) s	Decachlorobi	0.000	0.000	0	0	N.D. d	N.D. d
Spiked Amount	500.000	Range	30 - 150	Recovery	=	0.00%#	0.00%#
	Target Compounds						
4) l1	1016-1	0.000	0.000	0	0	N.D. d	N.D. d
5) l1	1016-2	0.000	0.000	0	0	N.D. d	N.D. d
6) l1	1016-3	0.000	0.000	0	0	N.D. d	N.D. d
7) l1	1016-4	0.000	0.000	0	0	N.D. d	N.D. d
8) l1	1016-5	0.000	0.000	0	0	N.D. d	N.D. d
Sum	1016-1			0	0	N.D.	N.D.
Average	1016-1					0.000	0.000
9) l2	1260-1	0.000	0.000	0	0	N.D. d	N.D. d
10) l2	1260-2	0.000	0.000	0	0	N.D. d	N.D. d
11) l2	1260-3	0.000	0.000	0	0	N.D. d	N.D. d
12) l2	1260-4	0.000	0.000	0	0	N.D. d	N.D. d
13) l2	1260-5	0.000	0.000	0	0	N.D. d	N.D. d
Sum	1260-1			0	0	N.D.	N.D.
Average	1260-1					0.000	0.000
15) l3	1221-1	2.522	2.989	95075411	163.1E6	2417.746M4	2278.773
16) l3	1221-2	2.616	3.096	57092381	103.6E6	2475.774M4	2335.938M4

Quantitation Report (QT Reviewed)

Data Path : I:\Pest12\190409ical\
Data File : 12190409ical-24.d
Signal(s) : Signal #1: ECD1A.ch Signal #2: ECD2B.ch
Acq On : 9 Apr 2019 8:45 am
Operator : Pest12:kb
Sample : il42154,42e,,9022
Misc : wg1224428,
ALS Vial : 23 Sample Multiplier: 1

Integration File signal 1: events1.e
Integration File signal 2: events2.e
Quant Time: Apr 09 16:55:05 2019
Quant Method : I:\Pest12\190409ical\P12_pcb_04-09-19_ICAL_ugL_.m
Quant Title : pcb
QLast Update : Tue Apr 09 16:35:33 2019
Response via : Initial Calibration
Integrator: ChemStation

Volume Inj. :
Signal #1 Phase : Signal #2 Phase:
Signal #1 Info : Signal #2 Info :

Sub List : Default - All compounds listed

Compound	RT#1	RT#2	Resp#1	Resp#2	ug/l	ug/l
17) l3 1221-3	2.644	3.145	208.9E6	355.9E6	2352.758	2262.968
Sum 1221-1			361.1E6	622.6E6	7246.278	6877.679
Average 1221-1					2415.426	2292.560
18) l4 1254-1	3.904	4.685	302.2E6	538.1E6	2396.312	2455.113
19) l4 1254-2	4.326	5.094	307.4E6	446.7E6	1930.024	2091.215
20) l4 1254-3	4.419	5.182	495.7E6	856.6E6	2457.066	2486.859
21) l4 1254-4	4.632	5.343	372.3E6	560.4E6	2453.103	2386.044M3
22) l4 1254-5	4.978	5.728	523.8E6	786.4E6	2504.381	2607.542
Sum 1254-1			2001.5E6	3188.3E6	N.D.	N.D. D
Average 1254-1					2348.177	2405.354
24) l6 1242-1	0.000	0.000	0	0	N.D. d	N.D. d
25) l6 1242-2	0.000	0.000	0	0	N.D. d	N.D. d
26) l6 1242-3	0.000	0.000	0	0	N.D. d	N.D. d
27) l6 1242-4	0.000	0.000	0	0	N.D. d	N.D. d
28) l6 1242-5	0.000	0.000	0	0	N.D. d	N.D. d
Sum 1242-1			0	0	N.D.	N.D.
Average 1242-1					0.000	0.000
29) l9 1268-1	0.000	0.000	0	0	N.D. d	N.D. d
30) l9 1268-2	0.000	0.000	0	0	N.D. d	N.D. d
31) l9 1268-3	0.000	0.000	0	0	N.D. d	N.D. d
32) l9 1268-4	0.000	0.000	0	0	N.D. d	N.D. d
33) l9 1268-5	0.000	0.000	0	0	N.D. d	N.D. d
Sum 1268-1			0	0	N.D.	N.D.
Average 1268-1					0.000	0.000
35) l7 1248-1	0.000	0.000	0	0	N.D. d	N.D. d
36) l7 1248-2	0.000	0.000	0	0	N.D. d	N.D. d
37) l7 1248-3	0.000	0.000	0	0	N.D. d	N.D. d
38) l7 1248-4	0.000	0.000	0	0	N.D. d	N.D. d

Quantitation Report (QT Reviewed)

Data Path : I:\Pest12\190409ical\
Data File : 12190409ical-24.d
Signal(s) : Signal #1: ECD1A.ch Signal #2: ECD2B.ch
Acq On : 9 Apr 2019 8:45 am
Operator : Pest12:kb
Sample : il42154,42e,,9022
Misc : wg1224428,
ALS Vial : 23 Sample Multiplier: 1

Integration File signal 1: events1.e
Integration File signal 2: events2.e
Quant Time: Apr 09 16:55:05 2019
Quant Method : I:\Pest12\190409ical\P12_pcb_04-09-19_ICAL_ugL_.m
Quant Title : pcb
QLast Update : Tue Apr 09 16:35:33 2019
Response via : Initial Calibration
Integrator: ChemStation

Volume Inj. :
Signal #1 Phase : Signal #2 Phase:
Signal #1 Info : Signal #2 Info :

Sub List : Default - All compounds listed

	Compound	RT#1	RT#2	Resp#1	Resp#2	ug/l	ug/l
39)	l7 1248-5	0.000	0.000	0	0	N.D. d	N.D. d
Sum	1248-1			0	0	N.D.	N.D.
Average	1248-1					0.000	0.000
41)	l5 1232-1	0.000	0.000	0	0	N.D. d	N.D. d
42)	l5 1232-2	0.000	0.000	0	0	N.D. d	N.D. d
43)	l5 1232-3	0.000	0.000	0	0	N.D. d	N.D. d
44)	l5 1232-4	0.000	0.000	0	0	N.D. d	N.D. d
45)	l5 1232-5	0.000	0.000	0	0	N.D. d	N.D. d
Sum	1232-1			0	0	N.D.	N.D.
Average	1232-1					0.000	0.000
46)	l8 1262-1	0.000	0.000	0	0	N.D. d	N.D. d
47)	l8 1262-2	0.000	0.000	0	0	N.D. d	N.D. d
48)	l8 1262-3	0.000	0.000	0	0	N.D. d	N.D. d
49)	l8 1262-4	0.000	0.000	0	0	N.D. d	N.D. d
50)	l8 1262-5	0.000	0.000	0	0	N.D. d	N.D. d
Sum	1262-1			0	0	N.D.	N.D.
Average	1262-1					0.000	0.000

SemiQuant Compounds - Not Calibrated on this Instrument

Sum	1262-1			0	0	N.D.	N.D.
Average	1262-1					0.000	0.000

(f)=RT Delta > 1/2 Window (D)=Amounts differ by > 40% (m)=manual int.
(#)=Recovery Exceeds Compound Acceptance Limits.
(I,C,F) I=Interference, C=Coelluting Calibration Peak, F=Fails CC Criteria.

Sub List : Default - All compounds listed Reviewed)

Data Path : I:\Pest12\190409ical\
Data File : 12190409ical-24.d
Signal(s) : Signal #1: ECD1A.ch Signal #2: ECD2B.ch
Acq On : 9 Apr 2019 8:45 am
Operator : Pest12:kb
Sample : il42154,42e,,9022
Misc : wg1224428,
ALS Vial : 23 Sample Multiplier: 1

Integration File signal 1: events1.e
Integration File signal 2: events2.e
Quant Time: Apr 09 16:55:05 2019
Quant Method : I:\Pest12\190409ical\P12_pcb_04-09-19_ICAL_ugL_.m
Quant Title : pcb
QLast Update : Tue Apr 09 16:35:33 2019
Response via : Initial Calibration
Integrator: ChemStation

Volume Inj. :
Signal #1 Phase : Signal #2 Phase:
Signal #1 Info : Signal #2 Info :

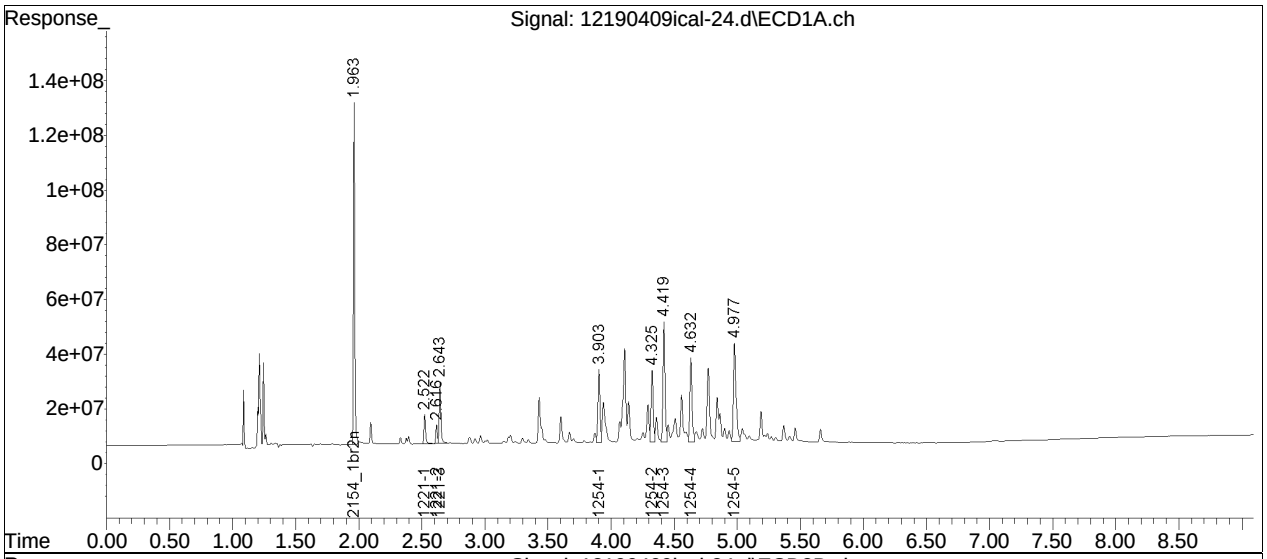

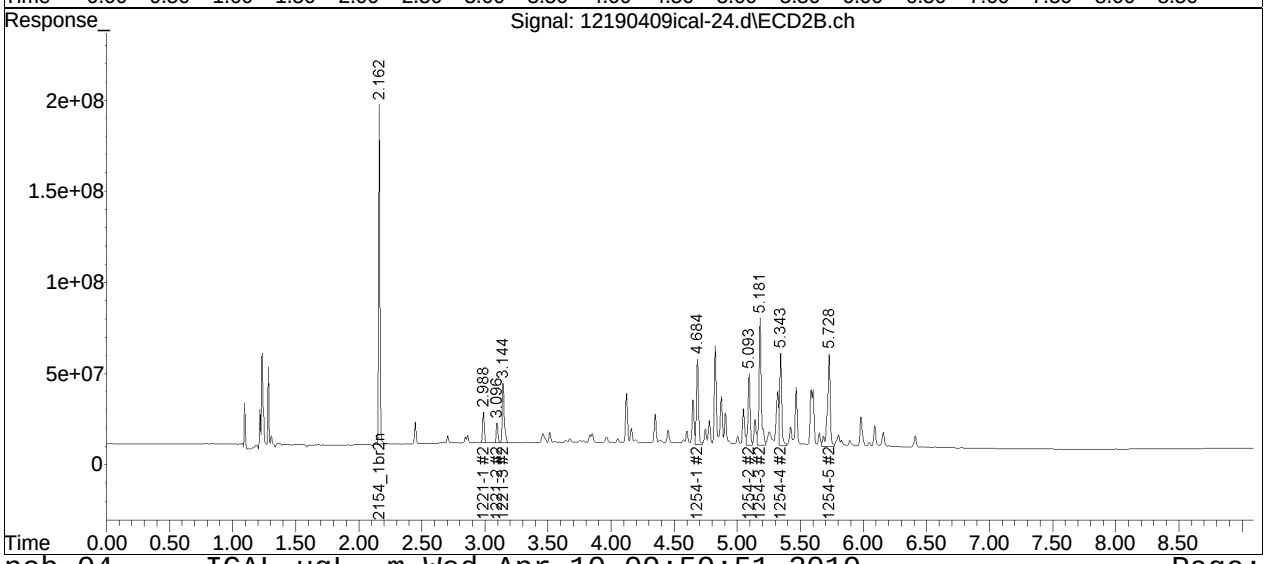

Manual Integration Report

Data Path	: I:\Pest12\190409ical\	QMethod	: P12_pcb_04-09-19_ICAL_ug
Data File	: 12190409ical-24.d	Operator	: Pest12:kb
Date Inj'd	: 4/9/2019 8:45 am	Instrument	: Pest 12
Sample	: il42154,42e,,9022	Quant Date	: 4/9/2019 4:53 pm

Compound #15: 1221-1

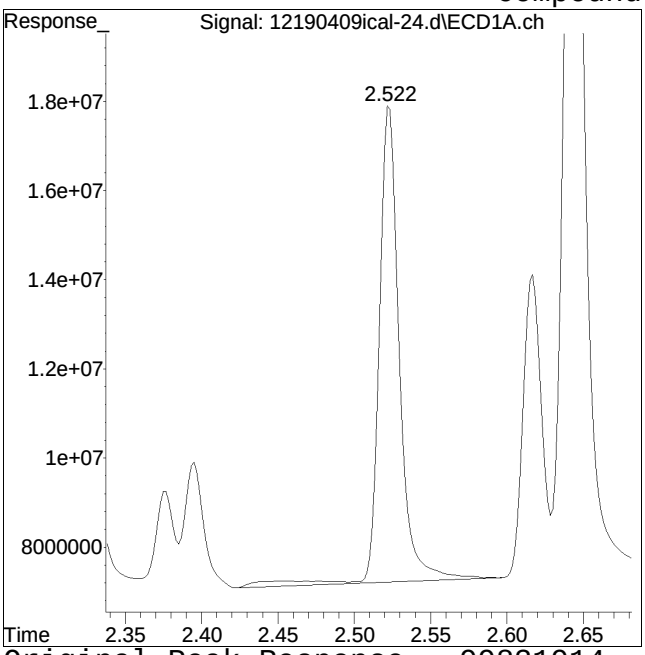

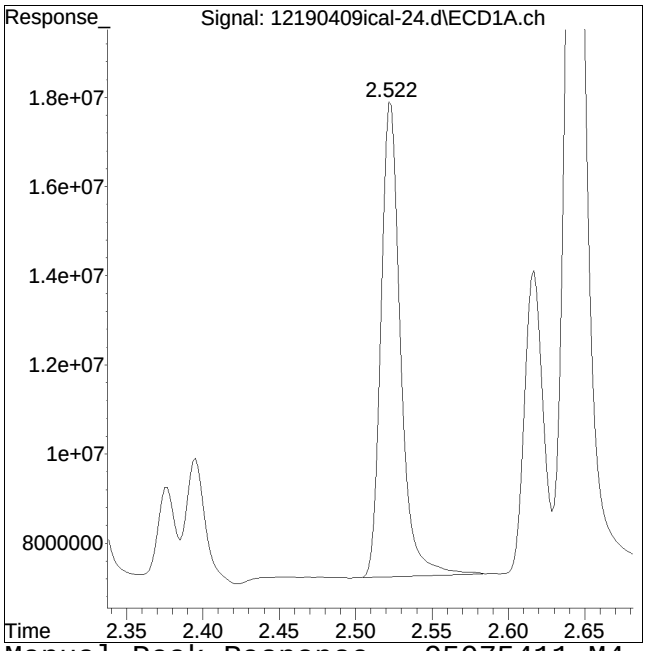

Original Peak Response = 99831914 Manual Peak Response = 95075411 M4
M4 = Poor automated baseline construction.

Manual Integration Report

Data Path	: I:\Pest12\190409ical\	QMethod	: P12_pcb_04-09-19_ICAL_ug
Data File	: 12190409ical-24.d	Operator	: Pest12:kb
Date Inj'd	: 4/9/2019 8:45 am	Instrument	: Pest 12
Sample	: il42154,42e,,9022	Quant Date	: 4/9/2019 4:53 pm

Compound #16: 1221-2

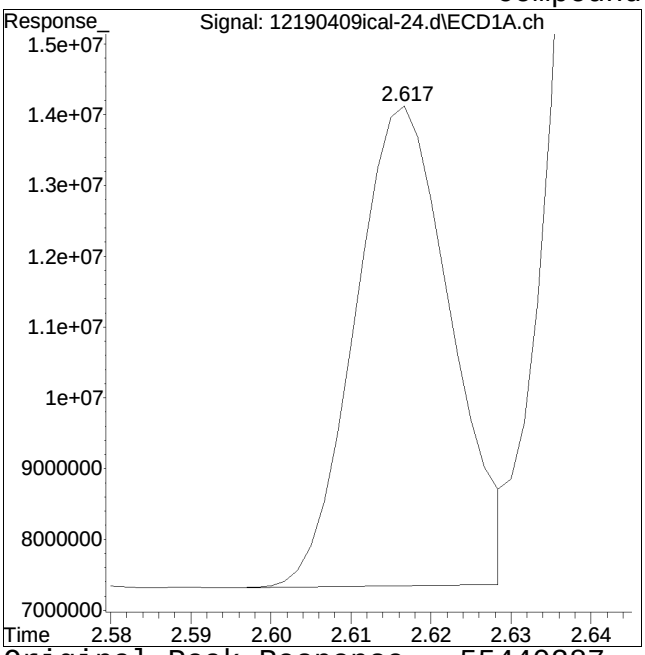

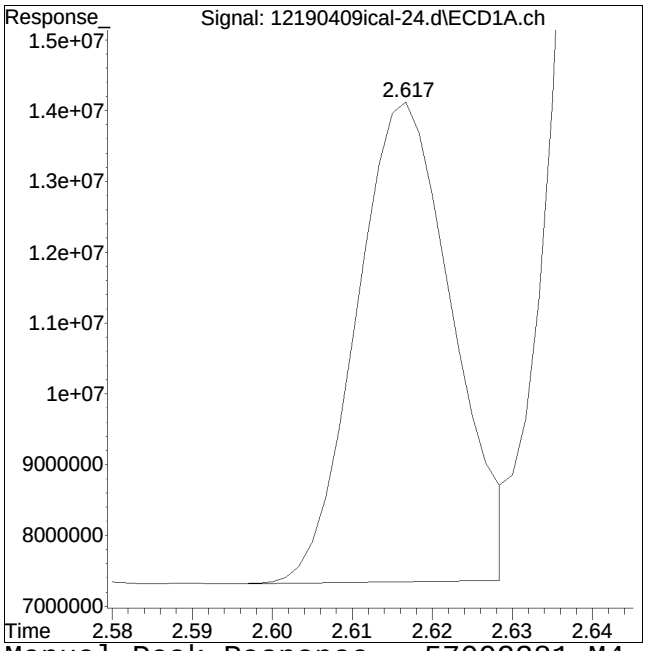

Original Peak Response = 55440287 Manual Peak Response = 57092381 M4
M4 = Poor automated baseline construction.

Manual Integration Report

Data Path	: I:\Pest12\190409ical\	QMethod	: P12_pcb_04-09-19_ICAL_ug
Data File	: 12190409ical-24.d	Operator	: Pest12:kb
Date Inj'd	: 4/9/2019 8:45 am	Instrument	: Pest 12
Sample	: il42154,42e,,9022	Quant Date	: 4/9/2019 4:53 pm

Compound #67: 1221-2 #2

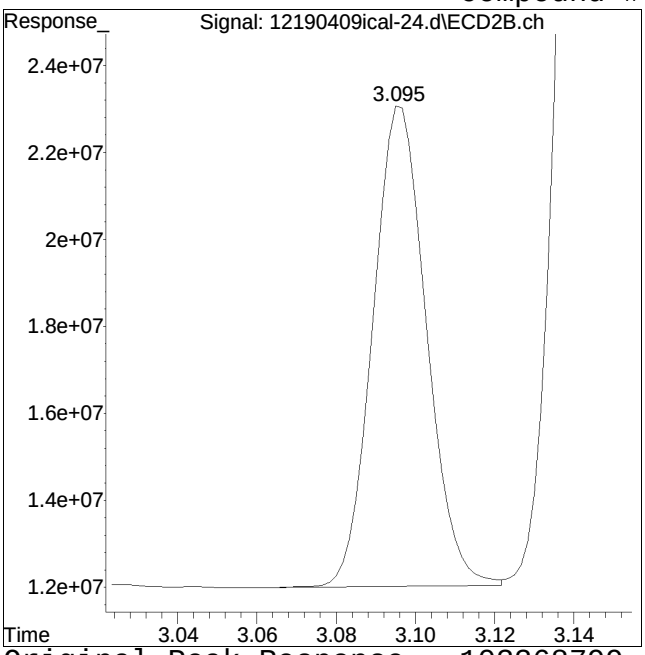

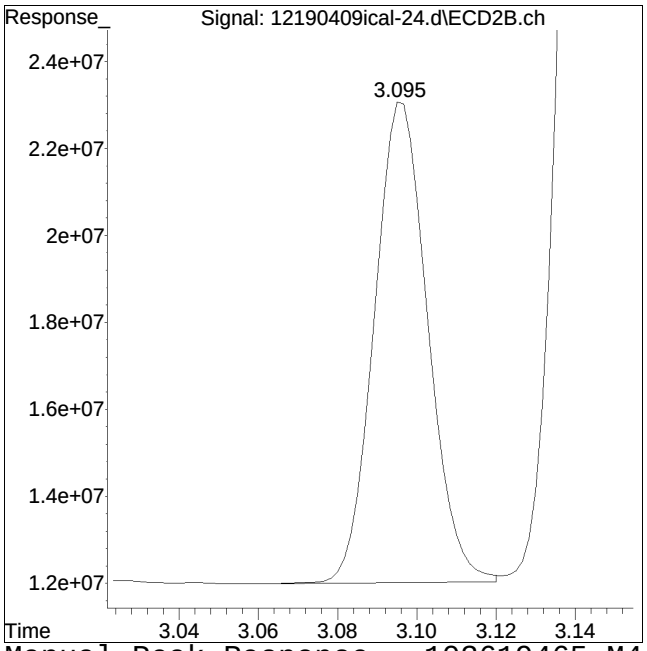

Original Peak Response = 103368799 Manual Peak Response = 103619465 M4
M4 = Poor automated baseline construction.

Manual Integration Report

Data Path	: I:\Pest12\190409ical\	QMethod	: P12_pcb_04-09-19_ICAL_ug
Data File	: 12190409ical-24.d	Operator	: Pest12:kb
Date Inj'd	: 4/9/2019 8:45 am	Instrument	: Pest 12
Sample	: il42154,42e,,9022	Quant Date	: 4/9/2019 4:53 pm

Compound #72: 1254-4 #2

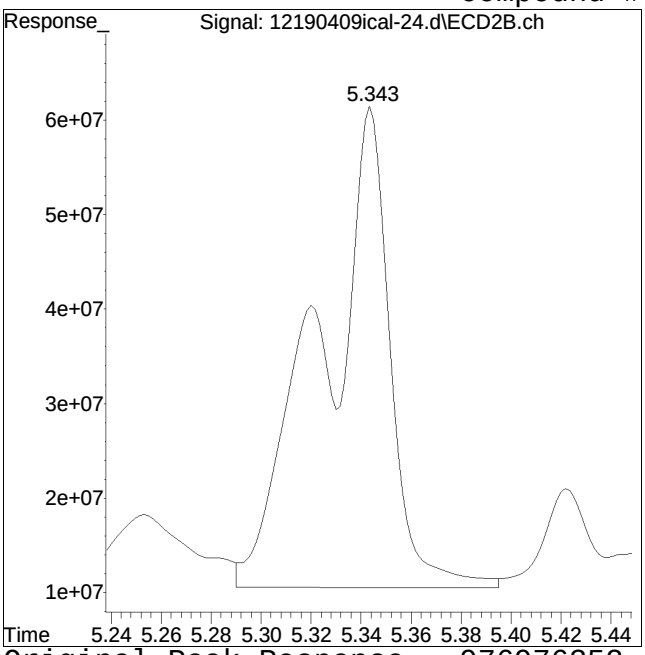

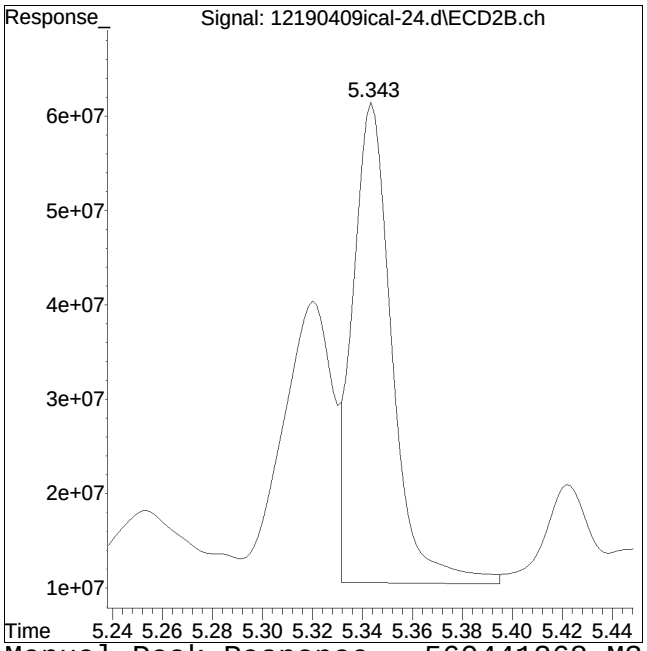

Original Peak Response = 976976352 Manual Peak Response = 560441268 M3
M3 = Misidentification of the peak (i.e. 1,4-dichlorobenzene identified as 1,3-dichlorobenzene), or misidentification from 2 partially resolved peaks not being split.

Quantitation Report (QT Reviewed)

Data Path : I:\Pest12\190409ical\
Data File : 12190409ical-25.d
Signal(s) : Signal #1: ECD1A.ch Signal #2: ECD2B.ch
Acq On : 9 Apr 2019 8:57 am
Operator : Pest12:kb
Sample : il52154,42e,,9021
Misc : wg1224428,
ALS Vial : 24 Sample Multiplier: 1

Integration File signal 1: events1.e
Integration File signal 2: events2.e
Quant Time: Apr 09 16:57:22 2019
Quant Method : I:\Pest12\190409ical\P12_pcb_04-09-19_ICAL_ugL_.m
Quant Title : pcb
QLast Update : Tue Apr 09 16:35:33 2019
Response via : Initial Calibration
Integrator: ChemStation

Volume Inj. :
Signal #1 Phase : Signal #2 Phase:
Signal #1 Info : Signal #2 Info :

Sub List : Default - All compounds listed

	Compound	RT#1	RT#2	Resp#1	Resp#2	ug/l	ug/l
	Internal Standards						
1) i	1660_1br2nb	0.000	0.000	0	0	N.D. d	N.D. d
14) i	2154_1br2nb	1.963	2.162	884.6E6	1304.1E6	250.000M4	250.000M4
23) i	4268_1br2nb	0.000	0.000	0	0	N.D. d	N.D. d
34) i	1248_1br2nb	0.000	0.000	0	0	N.D. d	N.D. d
40) i	3262_1br2nb	0.000	0.000	0	0	N.D. d	N.D. d
	System Monitoring Compounds						
2) s	2,4,5,6-Tetr	0.000	0.000	0	0	N.D. d	N.D. d
Spiked Amount	500.000	Range	30 - 150	Recovery	=	0.00%#	0.00%#
3) s	Decachlorobi	0.000	0.000	0	0	N.D. d	N.D. d
Spiked Amount	500.000	Range	30 - 150	Recovery	=	0.00%#	0.00%#
	Target Compounds						
4) l1	1016-1	0.000	0.000	0	0	N.D. d	N.D. d
5) l1	1016-2	0.000	0.000	0	0	N.D. d	N.D. d
6) l1	1016-3	0.000	0.000	0	0	N.D. d	N.D. d
7) l1	1016-4	0.000	0.000	0	0	N.D. d	N.D. d
8) l1	1016-5	0.000	0.000	0	0	N.D. d	N.D. d
Sum	1016-1			0	0	N.D.	N.D.
Average	1016-1					0.000	0.000
9) l2	1260-1	0.000	0.000	0	0	N.D. d	N.D. d
10) l2	1260-2	0.000	0.000	0	0	N.D. d	N.D. d
11) l2	1260-3	0.000	0.000	0	0	N.D. d	N.D. d
12) l2	1260-4	0.000	0.000	0	0	N.D. d	N.D. d
13) l2	1260-5	0.000	0.000	0	0	N.D. d	N.D. d
Sum	1260-1			0	0	N.D.	N.D.
Average	1260-1					0.000	0.000
15) l3	1221-1	2.522	2.988	179.6E6	293.2E6	4610.013M4	4148.198
16) l3	1221-2	2.616	3.095	101.2E6	186.9E6	4432.107M4	4262.885M4

Quantitation Report (QT Reviewed)

Data Path : I:\Pest12\190409ical\
Data File : 12190409ical-25.d
Signal(s) : Signal #1: ECD1A.ch Signal #2: ECD2B.ch
Acq On : 9 Apr 2019 8:57 am
Operator : Pest12:kb
Sample : il52154,42e,,9021
Misc : wg1224428,
ALS Vial : 24 Sample Multiplier: 1

Integration File signal 1: events1.e
Integration File signal 2: events2.e
Quant Time: Apr 09 16:57:22 2019
Quant Method : I:\Pest12\190409ical\P12_pcb_04-09-19_ICAL_ugL_.m
Quant Title : pcb
QLast Update : Tue Apr 09 16:35:33 2019
Response via : Initial Calibration
Integrator: ChemStation

Volume Inj. :
Signal #1 Phase : Signal #2 Phase:
Signal #1 Info : Signal #2 Info :

Sub List : Default - All compounds listed

Compound	RT#1	RT#2	Resp#1	Resp#2	ug/l	ug/l
17) l3 1221-3	2.643	3.144	387.5E6	641.1E6	4406.361M4	4127.508M4
Sum 1221-1			668.3E6	1121.1E6	13448.480	12538.591
Average 1221-1					4482.827	4179.530
18) l4 1254-1	3.904	4.685	566.1E6	952.0E6	4532.478	4367.456
19) l4 1254-2	4.326	5.094	581.3E6	799.0E6	4031.803	3945.046
20) l4 1254-3	4.420	5.182	943.4E6	1585.3E6	4722.194	4637.635
21) l4 1254-4	4.632	5.345	715.9E6	1043.5E6	4763.286	4479.124
22) l4 1254-5	4.978	5.729	1007.1E6	1332.2E6	4862.472	4431.803
Sum 1254-1			3813.7E6	5711.9E6	N.D.	N.D. D
Average 1254-1					4582.447	4372.213
24) l6 1242-1	0.000	0.000	0	0	N.D. d	N.D. d
25) l6 1242-2	0.000	0.000	0	0	N.D. d	N.D. d
26) l6 1242-3	0.000	0.000	0	0	N.D. d	N.D. d
27) l6 1242-4	0.000	0.000	0	0	N.D. d	N.D. d
28) l6 1242-5	0.000	0.000	0	0	N.D. d	N.D. d
Sum 1242-1			0	0	N.D.	N.D.
Average 1242-1					0.000	0.000
29) l9 1268-1	0.000	0.000	0	0	N.D. d	N.D. d
30) l9 1268-2	0.000	0.000	0	0	N.D. d	N.D. d
31) l9 1268-3	0.000	0.000	0	0	N.D. d	N.D. d
32) l9 1268-4	0.000	0.000	0	0	N.D. d	N.D. d
33) l9 1268-5	0.000	0.000	0	0	N.D. d	N.D. d
Sum 1268-1			0	0	N.D.	N.D.
Average 1268-1					0.000	0.000
35) l7 1248-1	0.000	0.000	0	0	N.D. d	N.D. d
36) l7 1248-2	0.000	0.000	0	0	N.D. d	N.D. d
37) l7 1248-3	0.000	0.000	0	0	N.D. d	N.D. d

Quantitation Report (QT Reviewed)

Data Path : I:\Pest12\190409ical\
Data File : 12190409ical-25.d
Signal(s) : Signal #1: ECD1A.ch Signal #2: ECD2B.ch
Acq On : 9 Apr 2019 8:57 am
Operator : Pest12:kb
Sample : il52154,42e,,9021
Misc : wg1224428,
ALS Vial : 24 Sample Multiplier: 1

Integration File signal 1: events1.e
Integration File signal 2: events2.e
Quant Time: Apr 09 16:57:22 2019
Quant Method : I:\Pest12\190409ical\P12_pcb_04-09-19_ICAL_ugL_.m
Quant Title : pcb
QLast Update : Tue Apr 09 16:35:33 2019
Response via : Initial Calibration
Integrator: ChemStation

Volume Inj. :
Signal #1 Phase : Signal #2 Phase:
Signal #1 Info : Signal #2 Info :

Sub List : Default - All compounds listed

	Compound	RT#1	RT#2	Resp#1	Resp#2	ug/l	ug/l
38)	l7 1248-4	0.000	0.000	0	0	N.D. d	N.D. d
39)	l7 1248-5	0.000	0.000	0	0	N.D. d	N.D. d
	Sum 1248-1			0	0	N.D.	N.D.
	Average 1248-1					0.000	0.000
41)	l5 1232-1	0.000	0.000	0	0	N.D. d	N.D. d
42)	l5 1232-2	0.000	0.000	0	0	N.D. d	N.D. d
43)	l5 1232-3	0.000	0.000	0	0	N.D. d	N.D. d
44)	l5 1232-4	0.000	0.000	0	0	N.D. d	N.D. d
45)	l5 1232-5	0.000	0.000	0	0	N.D. d	N.D. d
	Sum 1232-1			0	0	N.D.	N.D.
	Average 1232-1					0.000	0.000
46)	l8 1262-1	0.000	0.000	0	0	N.D. d	N.D. d
47)	l8 1262-2	0.000	0.000	0	0	N.D. d	N.D. d
48)	l8 1262-3	0.000	0.000	0	0	N.D. d	N.D. d
49)	l8 1262-4	0.000	0.000	0	0	N.D. d	N.D. d
50)	l8 1262-5	0.000	0.000	0	0	N.D. d	N.D. d
	Sum 1262-1			0	0	N.D.	N.D.
	Average 1262-1					0.000	0.000

SemiQuant Compounds - Not Calibrated on this Instrument

	Sum 1262-1			0	0	N.D.	N.D.
	Average 1262-1					0.000	0.000

(f)=RT Delta > 1/2 Window (D)=Amounts differ by > 40% (m)=manual int.
(#)=Recovery Exceeds Compound Acceptance Limits.
(I,C,F) I=Interference, C=Coelluting Calibration Peak, F=Fails CC Criteria.

Sub List : Default - All compounds listed Reviewed)

Data Path : I:\Pest12\190409ical\
Data File : 12190409ical-25.d
Signal(s) : Signal #1: ECD1A.ch Signal #2: ECD2B.ch
Acq On : 9 Apr 2019 8:57 am
Operator : Pest12:kb
Sample : il52154,42e,,9021
Misc : wg1224428,
ALS Vial : 24 Sample Multiplier: 1

Integration File signal 1: events1.e
Integration File signal 2: events2.e
Quant Time: Apr 09 16:57:22 2019
Quant Method : I:\Pest12\190409ical\P12_pcb_04-09-19_ICAL_ugL_.m
Quant Title : pcb
QLast Update : Tue Apr 09 16:35:33 2019
Response via : Initial Calibration
Integrator: ChemStation

Volume Inj. :
Signal #1 Phase : Signal #2 Phase:
Signal #1 Info : Signal #2 Info :

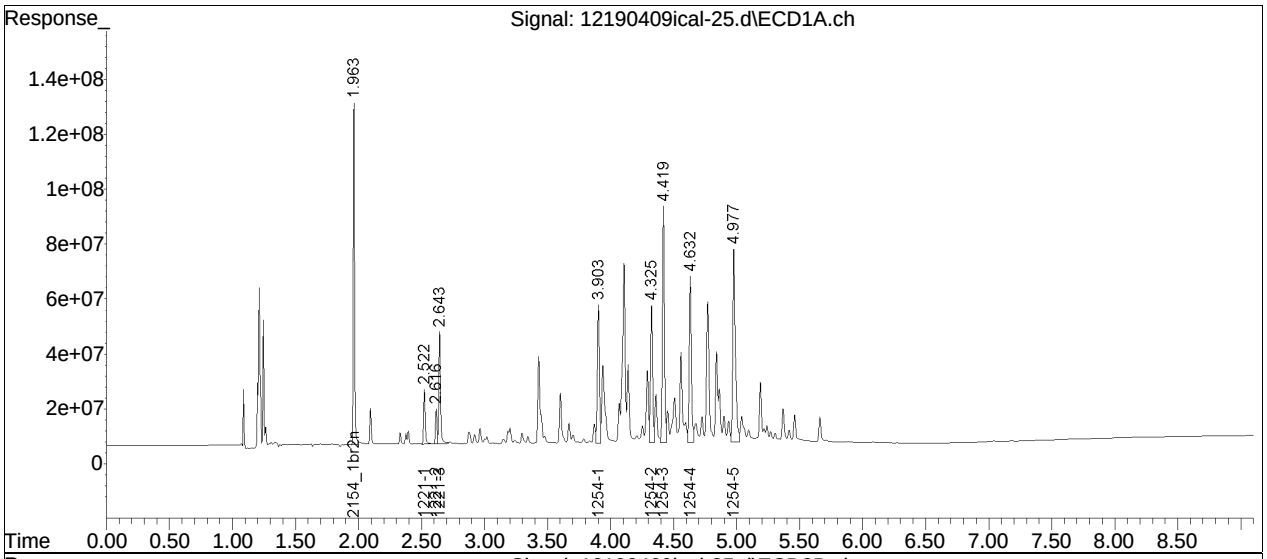

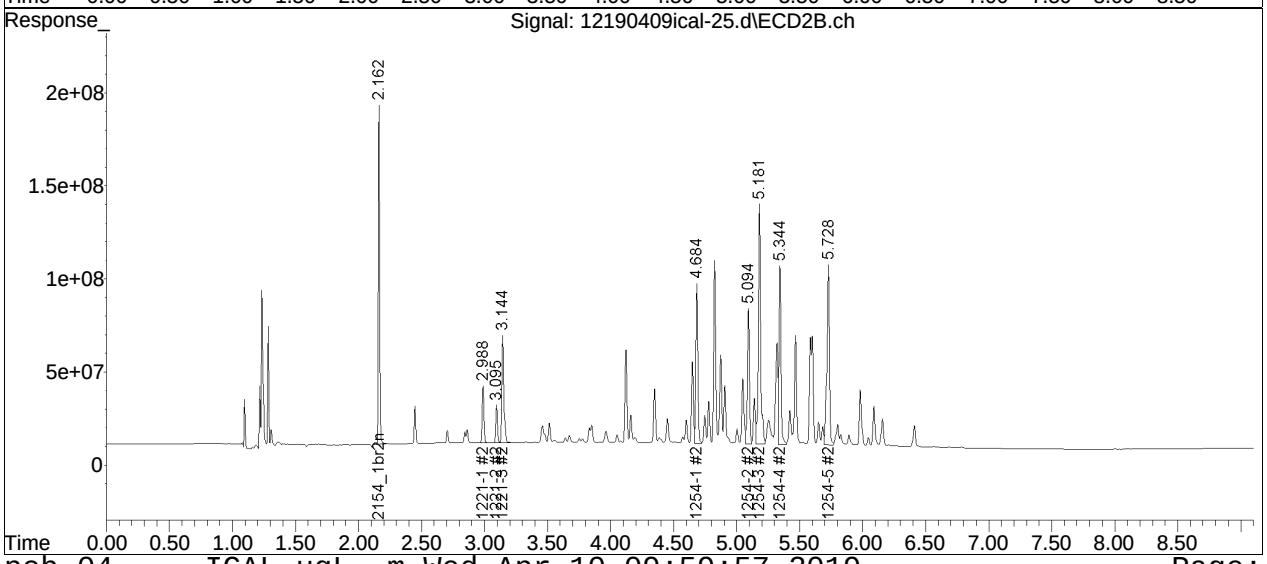

Manual Integration Report

Data Path	: I:\Pest12\190409ical\	QMethod	: P12_pcb_04-09-19_ICAL_ug
Data File	: 12190409ical-25.d	Operator	: Pest12:kb
Date Inj'd	: 4/9/2019 8:57 am	Instrument	: Pest 12
Sample	: il52154,42e,,9021	Quant Date	: 4/9/2019 4:55 pm

Compound #15: 1221-1

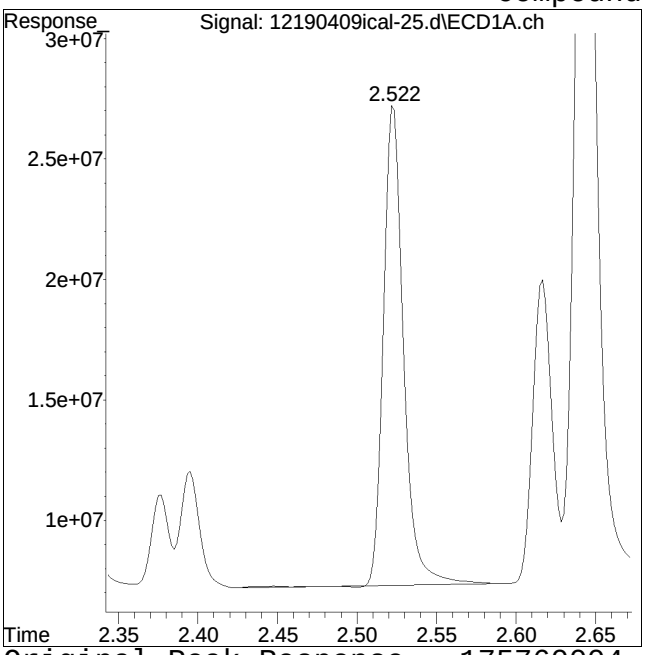

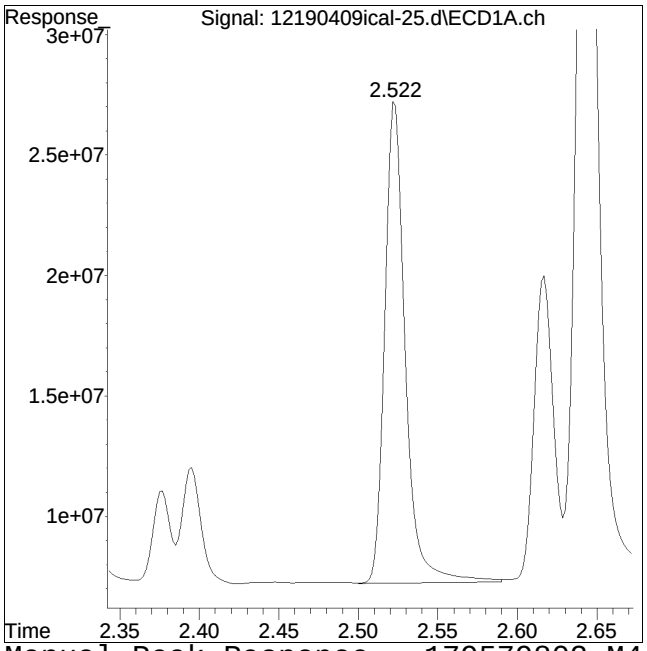

Original Peak Response = 175760004 Manual Peak Response = 179579802 M4
M4 = Poor automated baseline construction.

Manual Integration Report

Data Path	: I:\Pest12\190409ical\	QMethod	: P12_pcb_04-09-19_ICAL_ug
Data File	: 12190409ical-25.d	Operator	: Pest12:kb
Date Inj'd	: 4/9/2019 8:57 am	Instrument	: Pest 12
Sample	: il52154,42e,,9021	Quant Date	: 4/9/2019 4:55 pm

Compound #16: 1221-2

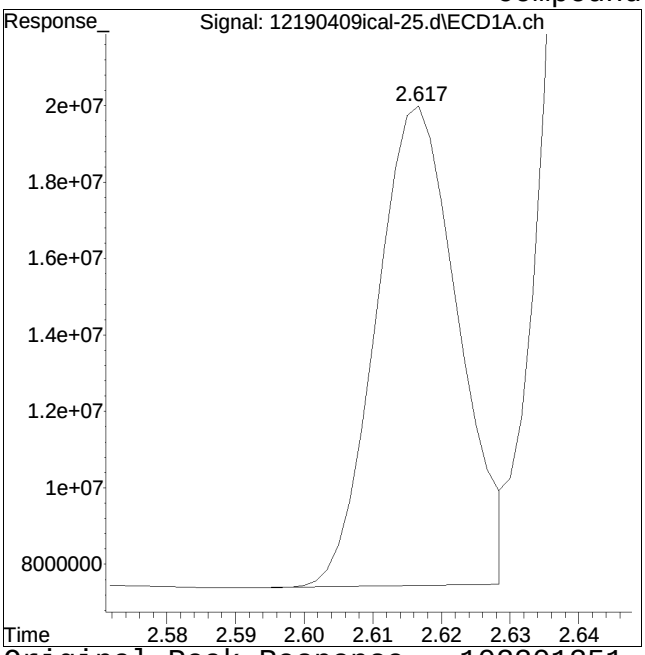

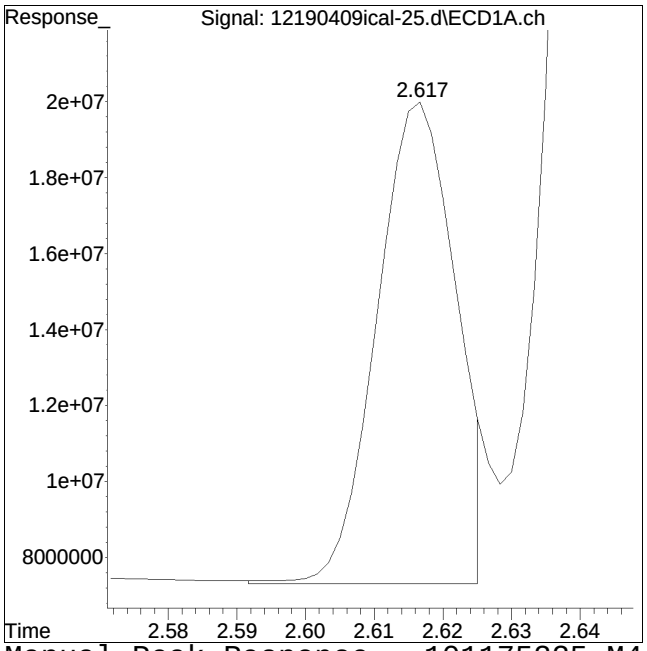

Original Peak Response = 102301351 Manual Peak Response = 101175225 M4
M4 = Poor automated baseline construction.

Manual Integration Report

Data Path	: I:\Pest12\190409ical\	QMethod	: P12_pcb_04-09-19_ICAL_ug
Data File	: 12190409ical-25.d	Operator	: Pest12:kb
Date Inj'd	: 4/9/2019 8:57 am	Instrument	: Pest 12
Sample	: il52154,42e,,9021	Quant Date	: 4/9/2019 4:55 pm

Compound #67: 1221-2 #2

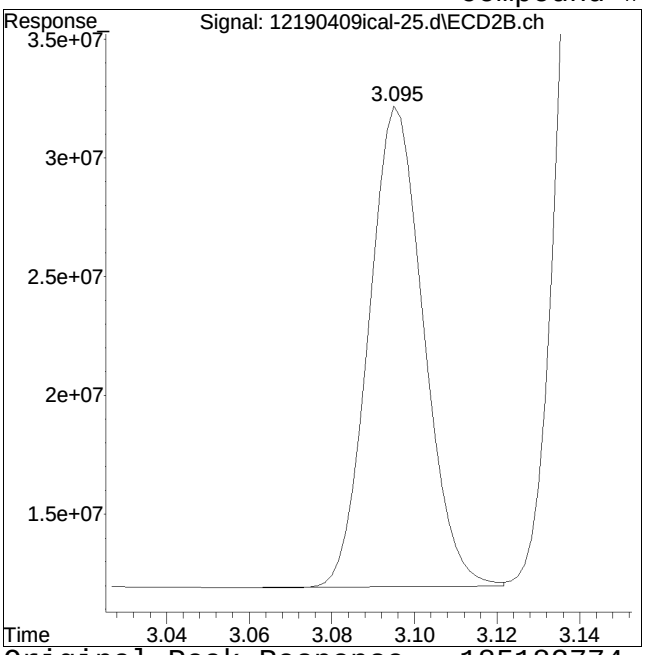

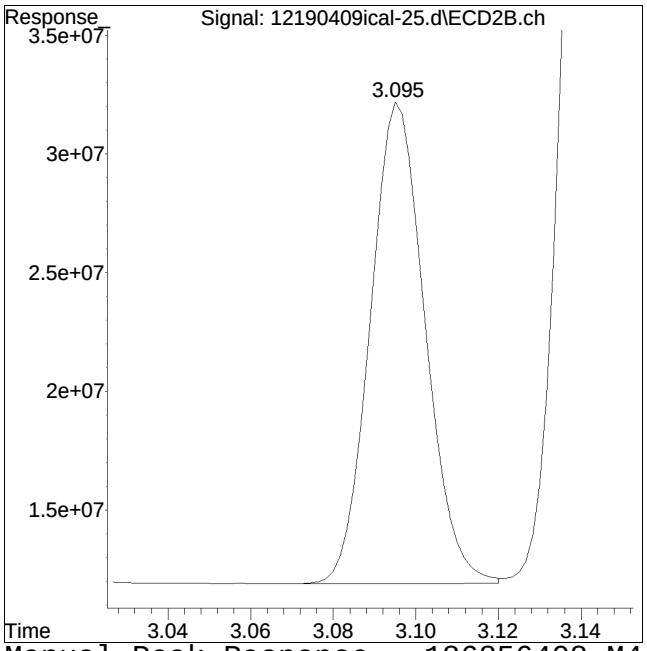

Original Peak Response = 185182774 Manual Peak Response = 186856408 M4
M4 = Poor automated baseline construction.

Manual Integration Report

Data Path	: I:\Pest12\190409ical\	QMethod	: P12_pcb_04-09-19_ICAL_ug
Data File	: 12190409ical-25.d	Operator	: Pest12:kb
Date Inj'd	: 4/9/2019 8:57 am	Instrument	: Pest 12
Sample	: il52154,42e,,9021	Quant Date	: 4/9/2019 4:55 pm

Compound #17: 1221-3

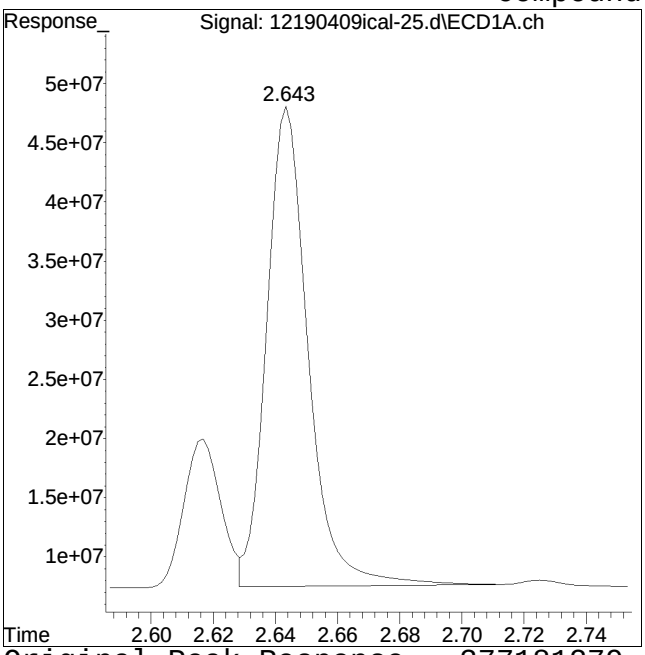

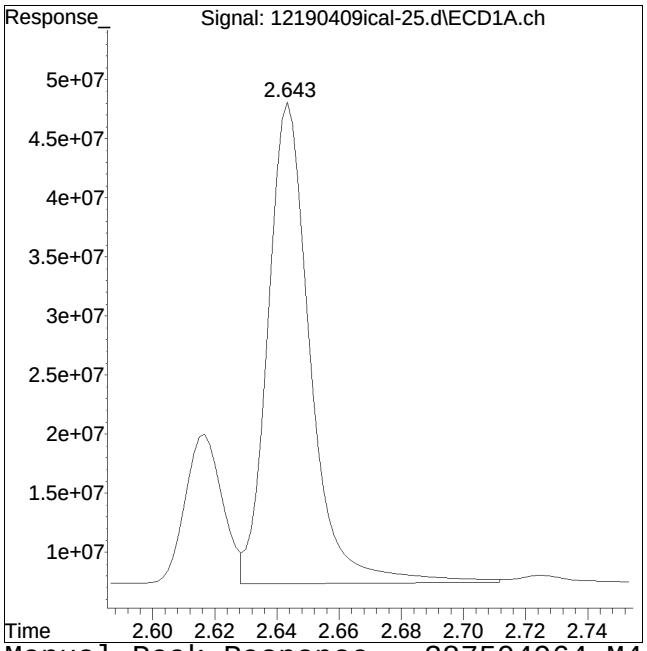

Original Peak Response = 377181279 Manual Peak Response = 387504964 M4
M4 = Poor automated baseline construction.

Manual Integration Report

Data Path	: I:\Pest12\190409ical\	QMethod	: P12_pcb_04-09-19_ICAL_ug
Data File	: 12190409ical-25.d	Operator	: Pest12:kb
Date Inj'd	: 4/9/2019 8:57 am	Instrument	: Pest 12
Sample	: il52154,42e,,9021	Quant Date	: 4/9/2019 4:55 pm

Compound #68: 1221-3 #2

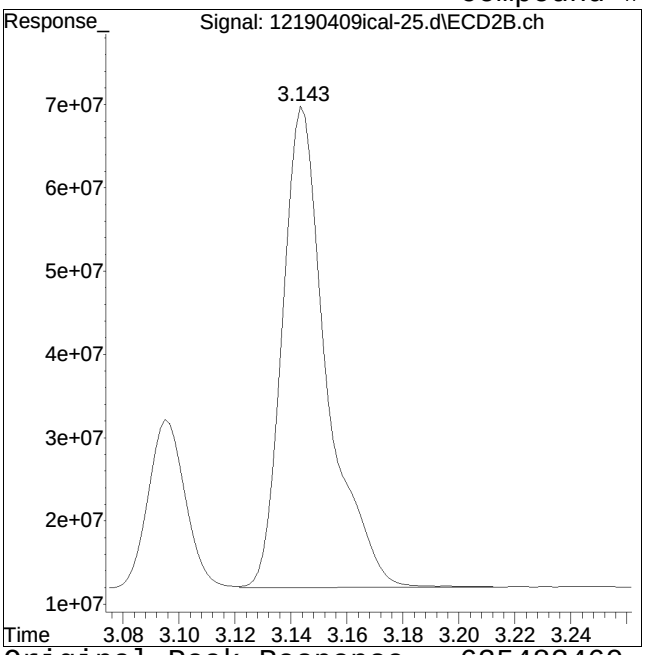

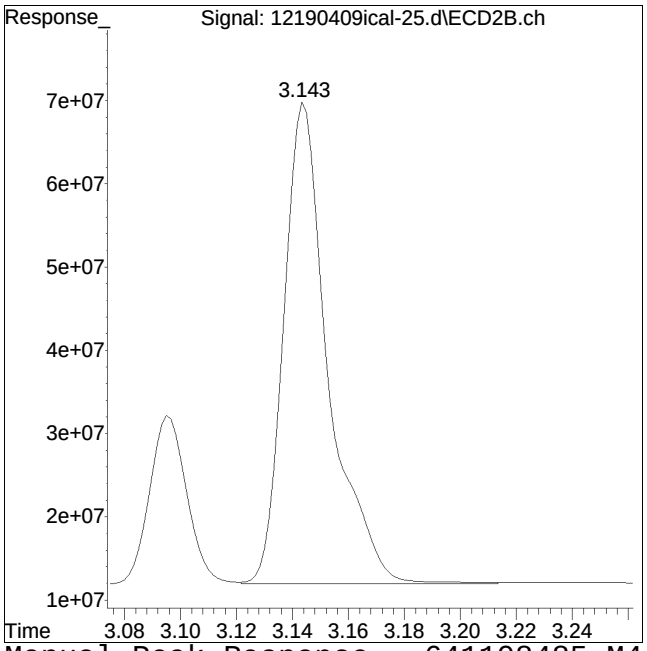

Original Peak Response = 635483460 Manual Peak Response = 641108485 M4
M4 = Poor automated baseline construction.

Quantitation Report (QT Reviewed)

Data Path : I:\Pest12\190409ical\
Data File : 12190409ical-26.d
Signal(s) : Signal #1: ECD1A.ch Signal #2: ECD2B.ch
Acq On : 9 Apr 2019 9:10 am
Operator : Pest12:kb
Sample : il62154,42e,,9020
Misc : wg1224428,
ALS Vial : 25 Sample Multiplier: 1

Integration File signal 1: events1.e
Integration File signal 2: events2.e
Quant Time: Apr 09 16:58:44 2019
Quant Method : I:\Pest12\190409ical\P12_pcb_04-09-19_ICAL_ugL_.m
Quant Title : pcb
QLast Update : Tue Apr 09 16:35:33 2019
Response via : Initial Calibration
Integrator: ChemStation

Volume Inj. :
Signal #1 Phase : Signal #2 Phase:
Signal #1 Info : Signal #2 Info :

Sub List : Default - All compounds listed

	Compound	RT#1	RT#2	Resp#1	Resp#2	ug/l	ug/l
	Internal Standards						
1) i	1660_1br2nb	0.000	0.000	0	0	N.D. d	N.D. d
14) i	2154_1br2nb	1.963	2.162	891.1E6	1330.2E6	250.000M4	250.000M4
23) i	4268_1br2nb	0.000	0.000	0	0	N.D. d	N.D. d
34) i	1248_1br2nb	0.000	0.000	0	0	N.D. d	N.D. d
40) i	3262_1br2nb	0.000	0.000	0	0	N.D. d	N.D. d
	System Monitoring Compounds						
2) s	2,4,5,6-Tetr	0.000	0.000	0	0	N.D. d	N.D. d
Spiked Amount	500.000	Range	30 - 150	Recovery	=	0.00%#	0.00%#
3) s	Decachlorobi	0.000	0.000	0	0	N.D. d	N.D. d
Spiked Amount	500.000	Range	30 - 150	Recovery	=	0.00%#	0.00%#
	Target Compounds						
4) l1	1016-1	0.000	0.000	0	0	N.D. d	N.D. d
5) l1	1016-2	0.000	0.000	0	0	N.D. d	N.D. d
6) l1	1016-3	0.000	0.000	0	0	N.D. d	N.D. d
7) l1	1016-4	0.000	0.000	0	0	N.D. d	N.D. d
8) l1	1016-5	0.000	0.000	0	0	N.D. d	N.D. d
Sum	1016-1			0	0	N.D.	N.D.
Average	1016-1					0.000	0.000
9) l2	1260-1	0.000	0.000	0	0	N.D. d	N.D. d
10) l2	1260-2	0.000	0.000	0	0	N.D. d	N.D. d
11) l2	1260-3	0.000	0.000	0	0	N.D. d	N.D. d
12) l2	1260-4	0.000	0.000	0	0	N.D. d	N.D. d
13) l2	1260-5	0.000	0.000	0	0	N.D. d	N.D. d
Sum	1260-1			0	0	N.D.	N.D.
Average	1260-1					0.000	0.000
15) l3	1221-1	2.523	2.989	322.7E6	538.2E6	8214.999	7466.945
16) l3	1221-2	2.617	3.096	190.4E6	336.1E6	8296.906	7517.581

Quantitation Report (QT Reviewed)

Data Path : I:\Pest12\190409ical\
Data File : 12190409ical-26.d
Signal(s) : Signal #1: ECD1A.ch Signal #2: ECD2B.ch
Acq On : 9 Apr 2019 9:10 am
Operator : Pest12:kb
Sample : il62154,42e,,9020
Misc : wg1224428,
ALS Vial : 25 Sample Multiplier: 1

Integration File signal 1: events1.e
Integration File signal 2: events2.e
Quant Time: Apr 09 16:58:44 2019
Quant Method : I:\Pest12\190409ical\P12_pcb_04-09-19_ICAL_ugL_.m
Quant Title : pcb
QLast Update : Tue Apr 09 16:35:33 2019
Response via : Initial Calibration
Integrator: ChemStation

Volume Inj. :
Signal #1 Phase : Signal #2 Phase:
Signal #1 Info : Signal #2 Info :

Sub List : Default - All compounds listed

Compound	RT#1	RT#2	Resp#1	Resp#2	ug/l	ug/l
17) l3 1221-3	2.644	3.144	686.2E6	1140.7E6	7731.100	7195.602
Sum 1221-1			1199.3E6	2015.0E6	24243.006	22180.127
Average 1221-1					8081.002	7393.376
18) l4 1254-1	3.904	4.685	1048.4E6	1778.6E6	8334.895	8000.009
19) l4 1254-2	4.325	5.095	1085.7E6	1504.6E6	8205.342	7612.337
20) l4 1254-3	4.420	5.182	1769.1E6	2735.6E6	8791.985	7846.363
21) l4 1254-4	4.633	5.345	1347.1E6	1956.2E6	8899.178	8232.404
22) l4 1254-5	4.978	5.729	1890.4E6	2517.0E6	9062.002	8209.746
Sum 1254-1			7140.7E6	10492.1E6	N.D.	N.D. D
Average 1254-1					8658.680	7980.172
24) l6 1242-1	0.000	0.000	0	0	N.D. d	N.D. d
25) l6 1242-2	0.000	0.000	0	0	N.D. d	N.D. d
26) l6 1242-3	0.000	0.000	0	0	N.D. d	N.D. d
27) l6 1242-4	0.000	0.000	0	0	N.D. d	N.D. d
28) l6 1242-5	0.000	0.000	0	0	N.D. d	N.D. d
Sum 1242-1			0	0	N.D.	N.D.
Average 1242-1					0.000	0.000
29) l9 1268-1	0.000	0.000	0	0	N.D. d	N.D. d
30) l9 1268-2	0.000	0.000	0	0	N.D. d	N.D. d
31) l9 1268-3	0.000	0.000	0	0	N.D. d	N.D. d
32) l9 1268-4	0.000	0.000	0	0	N.D. d	N.D. d
33) l9 1268-5	0.000	0.000	0	0	N.D. d	N.D. d
Sum 1268-1			0	0	N.D.	N.D.
Average 1268-1					0.000	0.000
35) l7 1248-1	0.000	0.000	0	0	N.D. d	N.D. d
36) l7 1248-2	0.000	0.000	0	0	N.D. d	N.D. d
37) l7 1248-3	0.000	0.000	0	0	N.D. d	N.D. d
38) l7 1248-4	0.000	0.000	0	0	N.D. d	N.D. d
39) l7 1248-5	0.000	0.000	0	0	N.D. d	N.D. d

Quantitation Report (QT Reviewed)

Data Path : I:\Pest12\190409ical\
Data File : 12190409ical-26.d
Signal(s) : Signal #1: ECD1A.ch Signal #2: ECD2B.ch
Acq On : 9 Apr 2019 9:10 am
Operator : Pest12:kb
Sample : il62154,42e,,9020
Misc : wg1224428,
ALS Vial : 25 Sample Multiplier: 1

Integration File signal 1: events1.e
Integration File signal 2: events2.e
Quant Time: Apr 09 16:58:44 2019
Quant Method : I:\Pest12\190409ical\P12_pcb_04-09-19_ICAL_ugL_.m
Quant Title : pcb
QLast Update : Tue Apr 09 16:35:33 2019
Response via : Initial Calibration
Integrator: ChemStation

Volume Inj. :
Signal #1 Phase : Signal #2 Phase:
Signal #1 Info : Signal #2 Info :

Sub List : Default - All compounds listed

	Compound	RT#1	RT#2	Resp#1	Resp#2	ug/l	ug/l
Sum	1248-1			0	0	N.D.	N.D.
Average	1248-1					0.000	0.000
41) l5	1232-1	0.000	0.000	0	0	N.D. d	N.D. d
42) l5	1232-2	0.000	0.000	0	0	N.D. d	N.D. d
43) l5	1232-3	0.000	0.000	0	0	N.D. d	N.D. d
44) l5	1232-4	0.000	0.000	0	0	N.D. d	N.D. d
45) l5	1232-5	0.000	0.000	0	0	N.D. d	N.D. d
Sum	1232-1			0	0	N.D.	N.D.
Average	1232-1					0.000	0.000
46) l8	1262-1	0.000	0.000	0	0	N.D. d	N.D. d
47) l8	1262-2	0.000	0.000	0	0	N.D. d	N.D. d
48) l8	1262-3	0.000	0.000	0	0	N.D. d	N.D. d
49) l8	1262-4	0.000	0.000	0	0	N.D. d	N.D. d
50) l8	1262-5	0.000	0.000	0	0	N.D. d	N.D. d
Sum	1262-1			0	0	N.D.	N.D.
Average	1262-1					0.000	0.000

SemiQuant Compounds - Not Calibrated on this Instrument

Sum	1262-1			0	0	N.D.	N.D.
Average	1262-1					0.000	0.000

(f)=RT Delta > 1/2 Window (D)=Amounts differ by > 40% (m)=manual int.
(#)=Recovery Exceeds Compound Acceptance Limits.
(I,C,F) I=Interference, C=Coelluting Calibration Peak, F=Fails CC Criteria.

Sub List : Default - All compounds listed Reviewed)

Data Path : I:\Pest12\190409ical\
Data File : 12190409ical-26.d
Signal(s) : Signal #1: ECD1A.ch Signal #2: ECD2B.ch
Acq On : 9 Apr 2019 9:10 am
Operator : Pest12:kb
Sample : il62154,42e,,9020
Misc : wg1224428,
ALS Vial : 25 Sample Multiplier: 1

Integration File signal 1: events1.e
Integration File signal 2: events2.e
Quant Time: Apr 09 16:58:44 2019
Quant Method : I:\Pest12\190409ical\P12_pcb_04-09-19_ICAL_ugL_.m
Quant Title : pcb
QLast Update : Tue Apr 09 16:35:33 2019
Response via : Initial Calibration
Integrator: ChemStation

Volume Inj. :
Signal #1 Phase : Signal #2 Phase:
Signal #1 Info : Signal #2 Info :

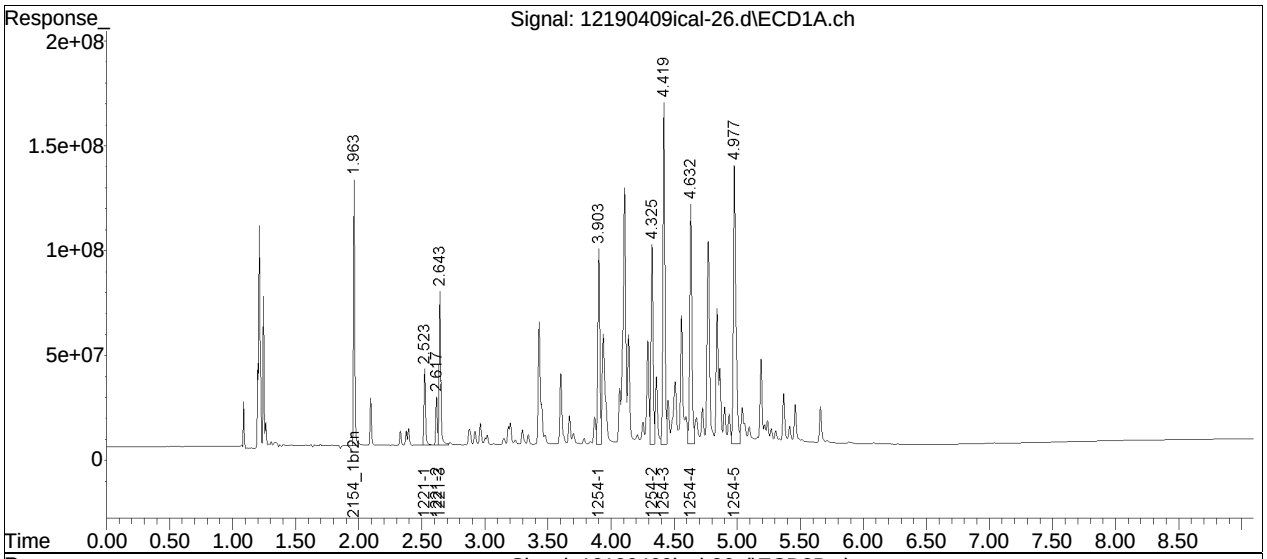

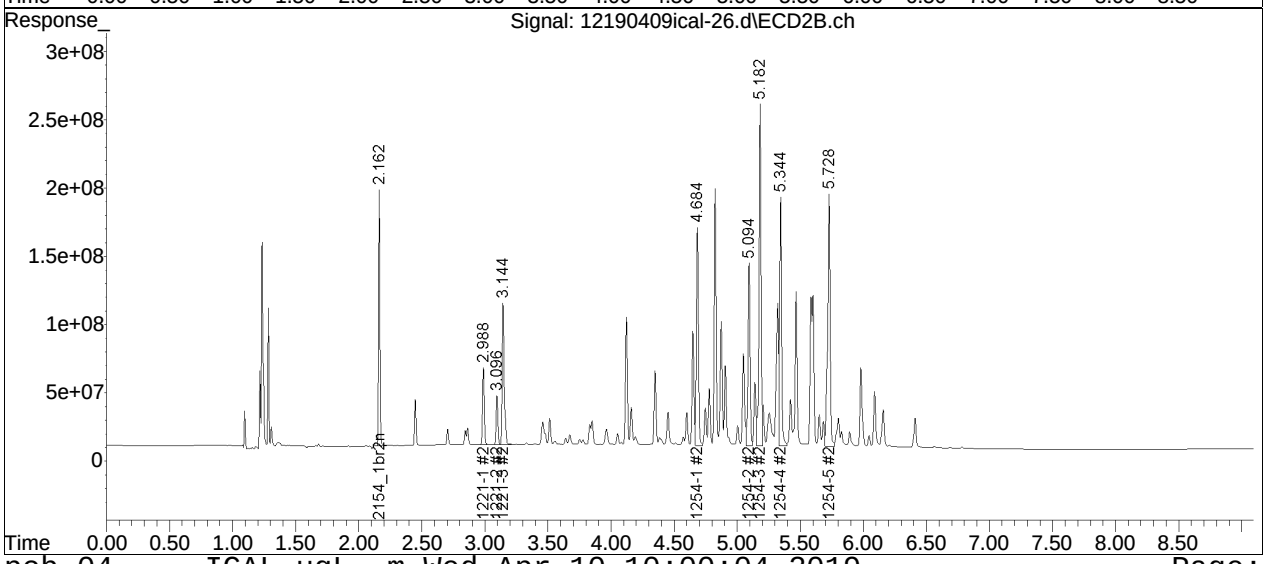

Manual Integration Report

Data Path	: I:\Pest12\190409ical\	QMethod	: P12_pcb_04-09-19_ICAL_ug
Data File	: 12190409ical-26.d	Operator	: Pest12:kb
Date Inj'd	: 4/9/2019 9:10 am	Instrument	: Pest 12
Sample	: il62154,42e,,9020	Quant Date	: 4/9/2019 4:57 pm

There are no manual integrations or false positives in this file.

Quantitation Report (QT Reviewed)

Data Path : I:\Pest12\190409ical\
Data File : 12190409ical-27.d
Signal(s) : Signal #1: ECD1A.ch Signal #2: ECD2B.ch
Acq On : 9 Apr 2019 9:22 am
Operator : Pest12:kb
Sample : il11660,42e,,9001
Misc : wg1224428,
ALS Vial : 26 Sample Multiplier: 1

Integration File signal 1: events1.e
Integration File signal 2: events2.e
Quant Time: Apr 09 16:30:59 2019
Quant Method : I:\Pest12\190409ical\P12_pcb_04-09-19_ICAL_ugL_.m
Quant Title : pcb
QLast Update : Tue Apr 09 16:30:47 2019
Response via : Initial Calibration
Integrator: ChemStation

Volume Inj. :
Signal #1 Phase : Signal #2 Phase:
Signal #1 Info : Signal #2 Info :

Sub List : Default - All compounds listed

	Compound	RT#1	RT#2	Resp#1	Resp#2	ug/l	ug/l
	Internal Standards						
1) i	1660_1br2nb	1.963	2.162	834.1E6	1253.3E6	250.000	250.000M4
14) i	2154_1br2nb	0.000	0.000	0	0	N.D. d	N.D. d
23) i	4268_1br2nb	0.000	0.000	0	0	N.D. d	N.D. d
34) i	1248_1br2nb	0.000	0.000	0	0	N.D. d	N.D. d
40) i	3262_1br2nb	0.000	0.000	0	0	N.D. d	N.D. d
	System Monitoring Compounds						
2) s	2,4,5,6-Tetr	2.419	2.782	24546811	48309089	7.143M4	8.003M4
	Spiked Amount 500.000 Range 30 - 150 Recovery =					1.43%#	1.60%#
3) s	Decachlorobi	6.397	7.173	30600119	36699478	15.113	15.730
	Spiked Amount 500.000 Range 30 - 150 Recovery =					3.02%#	3.15%#
	Target Compounds						
4) l1	1016-1	2.644	3.144	7590020	14519896	112.752M4	81.109
5) l1	1016-2	2.875	3.463	16973523	30184593	121.328M4	81.253
6) l1	1016-3	3.202	3.849	32278845	62666715	118.859	87.792M4
7) l1	1016-4	3.298	3.963	13781627	23319965	115.775	95.190M4
8) l1	1016-5	3.603	4.349	14742808	18748349	113.373	98.696M4
	Sum 1016-1			85366824	149.4E6	582.088	444.040
	Average 1016-1					116.418	88.808
9) l2	1260-1	4.559	5.322	18483223	27464331	116.168	117.672M4
10) l2	1260-2	4.770	5.467	27940776	35276689	122.061	128.407M4
11) l2	1260-3	5.240	5.995	15015835	26205213	105.923	126.653
12) l2	1260-4	5.460	6.157	36961054	48730771	109.937	121.044
13) l2	1260-5	5.660	6.408	24158982	32487940	114.941	120.827
	Sum 1260-1			122.6E6	170.2E6	N.D.	N.D. D
	Average 1260-1					113.806	122.920
15) l3	1221-1	0.000	0.000	0	0	N.D. d	N.D. d
16) l3	1221-2	0.000	0.000	0	0	N.D. d	N.D. d

Quantitation Report (QT Reviewed)

Data Path : I:\Pest12\190409ical\
Data File : 12190409ical-27.d
Signal(s) : Signal #1: ECD1A.ch Signal #2: ECD2B.ch
Acq On : 9 Apr 2019 9:22 am
Operator : Pest12:kb
Sample : il11660,42e,,9001
Misc : wg1224428,
ALS Vial : 26 Sample Multiplier: 1

Integration File signal 1: events1.e
Integration File signal 2: events2.e
Quant Time: Apr 09 16:30:59 2019
Quant Method : I:\Pest12\190409ical\P12_pcb_04-09-19_ICAL_ugL_.m
Quant Title : pcb
QLast Update : Tue Apr 09 16:30:47 2019
Response via : Initial Calibration
Integrator: ChemStation

Volume Inj. :
Signal #1 Phase : Signal #2 Phase:
Signal #1 Info : Signal #2 Info :

Sub List : Default - All compounds listed

Compound	RT#1	RT#2	Resp#1	Resp#2	ug/l	ug/l
17) l3 1221-3	0.000	0.000	0	0	N.D. d	N.D. d
Sum 1221-1			0	0	N.D.	N.D.
Average 1221-1					0.000	0.000
18) l4 1254-1	0.000	0.000	0	0	N.D. d	N.D. d
19) l4 1254-2	0.000	0.000	0	0	N.D. d	N.D. d
20) l4 1254-3	0.000	0.000	0	0	N.D. d	N.D. d
21) l4 1254-4	0.000	0.000	0	0	N.D. d	N.D. d
22) l4 1254-5	0.000	0.000	0	0	N.D. d	N.D. d
Sum 1254-1			0	0	N.D.	N.D.
Average 1254-1					0.000	0.000
24) l6 1242-1	0.000	0.000	0	0	N.D. d	N.D. d
25) l6 1242-2	0.000	0.000	0	0	N.D. d	N.D. d
26) l6 1242-3	0.000	0.000	0	0	N.D. d	N.D. d
27) l6 1242-4	0.000	0.000	0	0	N.D. d	N.D. d
28) l6 1242-5	0.000	0.000	0	0	N.D. d	N.D. d
Sum 1242-1			0	0	N.D.	N.D.
Average 1242-1					0.000	0.000
29) l9 1268-1	0.000	0.000	0	0	N.D. d	N.D. d
30) l9 1268-2	0.000	0.000	0	0	N.D. d	N.D. d
31) l9 1268-3	0.000	0.000	0	0	N.D. d	N.D. d
32) l9 1268-4	0.000	0.000	0	0	N.D. d	N.D. d
33) l9 1268-5	0.000	0.000	0	0	N.D. d	N.D. d
Sum 1268-1			0	0	N.D.	N.D.
Average 1268-1					0.000	0.000
35) l7 1248-1	0.000	0.000	0	0	N.D. d	N.D. d
36) l7 1248-2	0.000	0.000	0	0	N.D. d	N.D. d
37) l7 1248-3	0.000	0.000	0	0	N.D. d	N.D. d
38) l7 1248-4	0.000	0.000	0	0	N.D. d	N.D. d
39) l7 1248-5	0.000	0.000	0	0	N.D. d	N.D. d

Quantitation Report (QT Reviewed)

Data Path : I:\Pest12\190409ical\
Data File : 12190409ical-27.d
Signal(s) : Signal #1: ECD1A.ch Signal #2: ECD2B.ch
Acq On : 9 Apr 2019 9:22 am
Operator : Pest12:kb
Sample : il11660,42e,,9001
Misc : wg1224428,
ALS Vial : 26 Sample Multiplier: 1

Integration File signal 1: events1.e
Integration File signal 2: events2.e
Quant Time: Apr 09 16:30:59 2019
Quant Method : I:\Pest12\190409ical\P12_pcb_04-09-19_ICAL_ugL_.m
Quant Title : pcb
QLast Update : Tue Apr 09 16:30:47 2019
Response via : Initial Calibration
Integrator: ChemStation

Volume Inj. :
Signal #1 Phase : Signal #2 Phase:
Signal #1 Info : Signal #2 Info :

Sub List : Default - All compounds listed

Compound	RT#1	RT#2	Resp#1	Resp#2	ug/l	ug/l
Sum 1248-1			0	0	N.D.	N.D.
Average 1248-1					0.000	0.000
41) l5 1232-1	0.000	0.000	0	0	N.D. d	N.D. d
42) l5 1232-2	0.000	0.000	0	0	N.D. d	N.D. d
43) l5 1232-3	0.000	0.000	0	0	N.D. d	N.D. d
44) l5 1232-4	0.000	0.000	0	0	N.D. d	N.D. d
45) l5 1232-5	0.000	0.000	0	0	N.D. d	N.D. d
Sum 1232-1			0	0	N.D.	N.D.
Average 1232-1					0.000	0.000
46) l8 1262-1	0.000	0.000	0	0	N.D. d	N.D. d
47) l8 1262-2	0.000	0.000	0	0	N.D. d	N.D. d
48) l8 1262-3	0.000	0.000	0	0	N.D. d	N.D. d
49) l8 1262-4	0.000	0.000	0	0	N.D. d	N.D. d
50) l8 1262-5	0.000	0.000	0	0	N.D. d	N.D. d
Sum 1262-1			0	0	N.D.	N.D.
Average 1262-1					0.000	0.000

SemiQuant Compounds - Not Calibrated on this Instrument

Sum 1262-1			0	0	N.D.	N.D.
Average 1262-1					0.000	0.000

(f)=RT Delta > 1/2 Window (D)=Amounts differ by > 40% (m)=manual int.
(#)=Recovery Exceeds Compound Acceptance Limits.
(I,C,F) I=Interference, C=Coelluting Calibration Peak, F=Fails CC Criteria.

Sub List : Default - All compounds listed Reviewed)

Data Path : I:\Pest12\190409ical\
Data File : 12190409ical-27.d
Signal(s) : Signal #1: ECD1A.ch Signal #2: ECD2B.ch
Acq On : 9 Apr 2019 9:22 am
Operator : Pest12:kb
Sample : il11660,42e,,9001
Misc : wg1224428,
ALS Vial : 26 Sample Multiplier: 1

Integration File signal 1: events1.e
Integration File signal 2: events2.e
Quant Time: Apr 09 16:30:59 2019
Quant Method : I:\Pest12\190409ical\P12_pcb_04-09-19_ICAL_ugL_.m
Quant Title : pcb
QLast Update : Tue Apr 09 16:30:47 2019
Response via : Initial Calibration
Integrator: ChemStation

Volume Inj. :
Signal #1 Phase : Signal #2 Phase:
Signal #1 Info : Signal #2 Info :

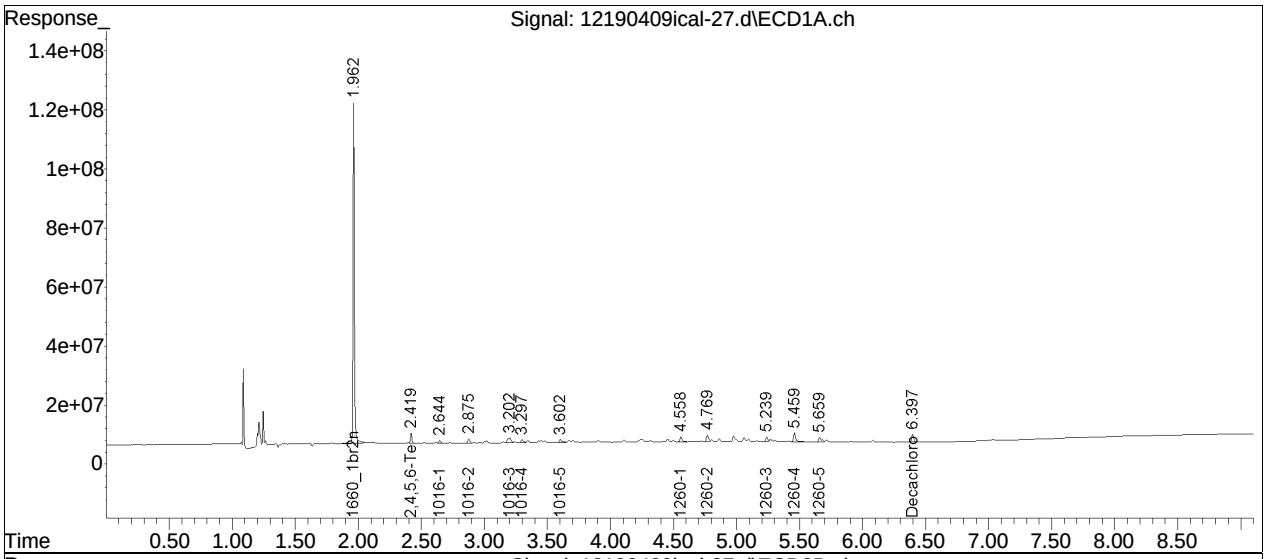

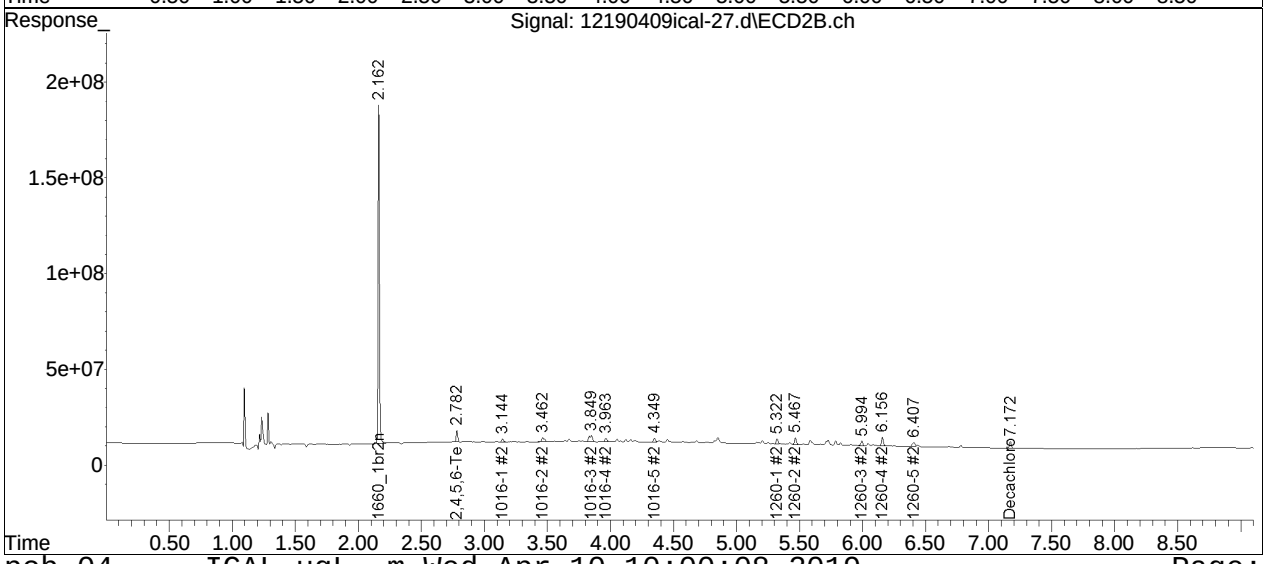

Manual Integration Report

Data Path : I:\Pest12\190409ical\
Data File : 12190409ical-27.d
Date Inj'd : 4/9/2019 9:22 am
Sample : il11660,42e,,9001

QMethod : P12_pcb_04-09-19_ICAL_ug
Operator : Pest12:kb
Instrument : Pest 12
Quant Date : 4/9/2019 4:30 pm

Compound #52: 1660_1br2nb #2

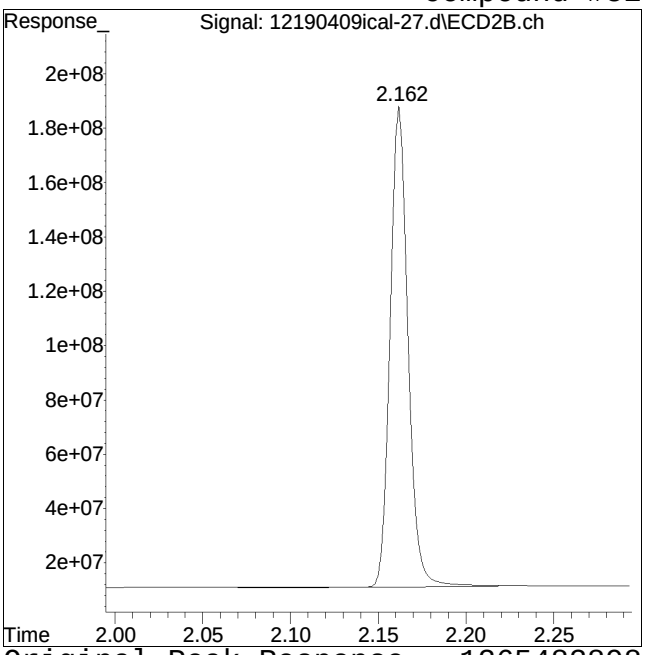

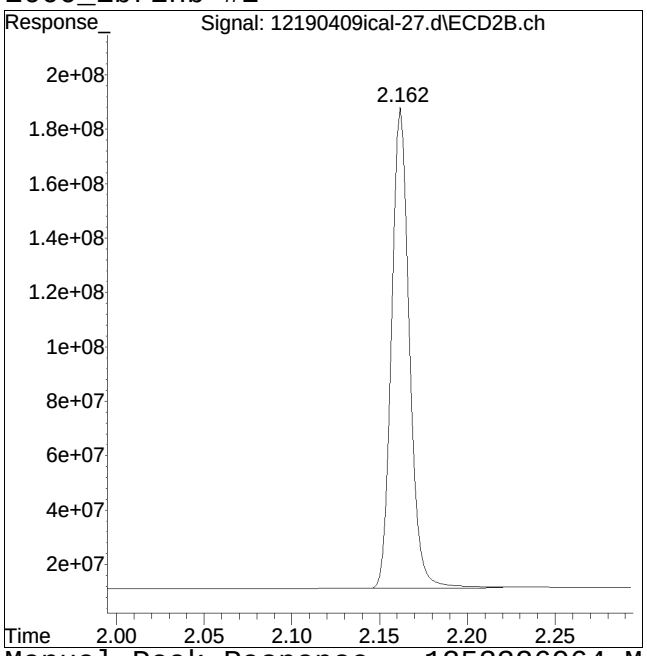

Original Peak Response = 1265483898 Manual Peak Response = 1253326964 M4
M4 = Poor automated baseline construction.

Manual Integration Report

Data Path	: I:\Pest12\190409ical\	QMethod	: P12_pcb_04-09-19_ICAL_ug
Data File	: 12190409ical-27.d	Operator	: Pest12:kb
Date Inj'd	: 4/9/2019 9:22 am	Instrument	: Pest 12
Sample	: il11660,42e,,9001	Quant Date	: 4/9/2019 4:30 pm

Compound #2: 2,4,5,6-Tetrachloro-m-xylene

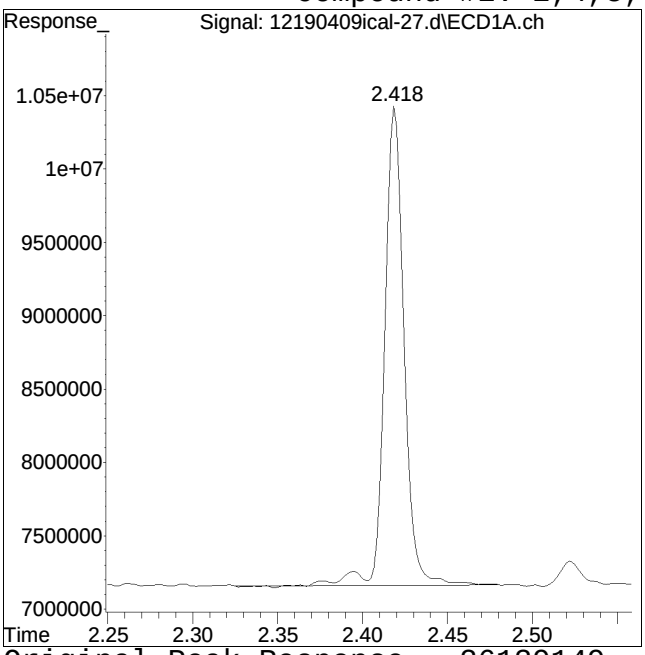

Original Peak Response = 26139149

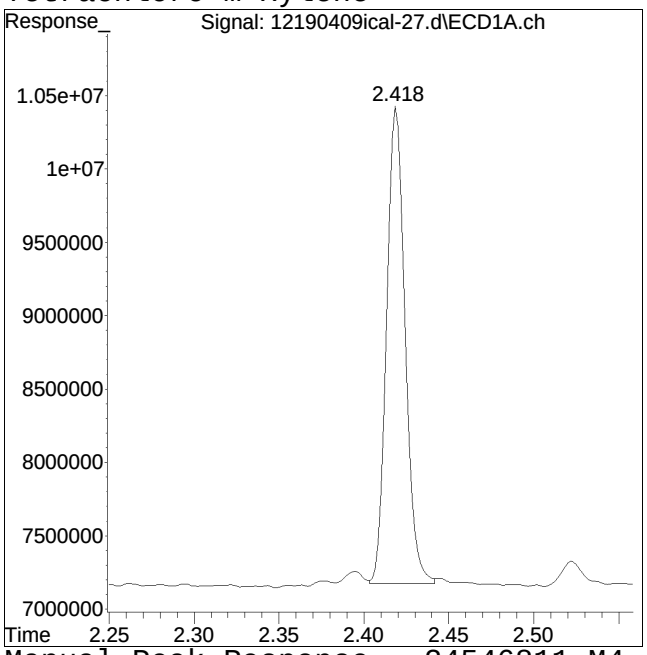

Manual Peak Response = 24546811 M4

M4 = Poor automated baseline construction.

Manual Integration Report

Data Path	: I:\Pest12\190409ical\	QMethod	: P12_pcb_04-09-19_ICAL_ug
Data File	: 12190409ical-27.d	Operator	: Pest12:kb
Date Inj'd	: 4/9/2019 9:22 am	Instrument	: Pest 12
Sample	: il11660,42e,,9001	Quant Date	: 4/9/2019 4:30 pm

Compound #53: 2,4,5,6-Tetrachloro-m-xylene #2

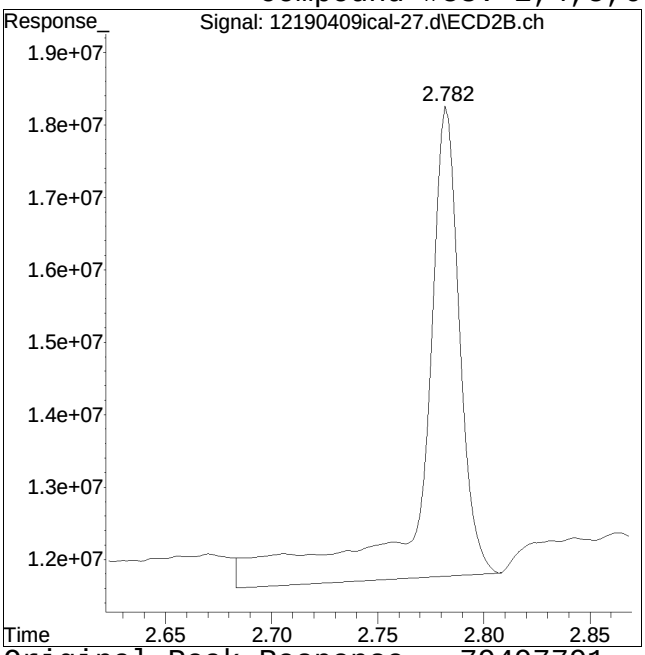

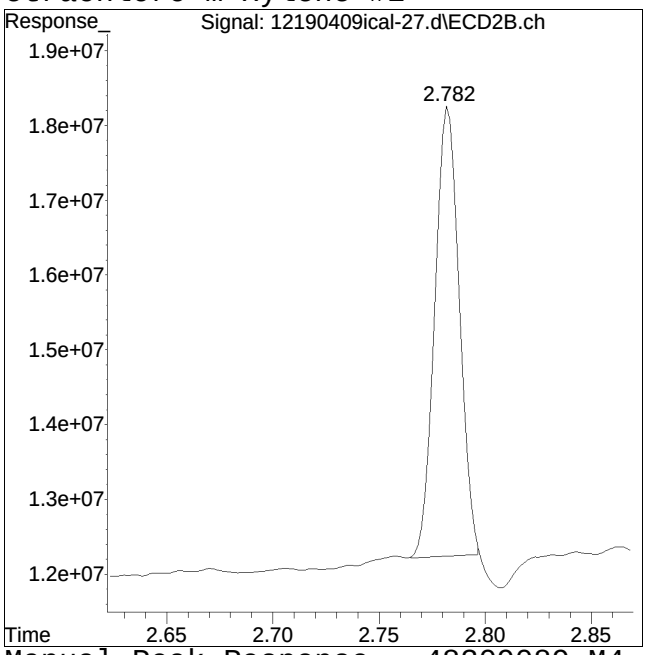

Original Peak Response = 79497791 Manual Peak Response = 48309089 M4
M4 = Poor automated baseline construction.

Manual Integration Report

Data Path	: I:\Pest12\190409ical\	QMethod	: P12_pcb_04-09-19_ICAL_ug
Data File	: 12190409ical-27.d	Operator	: Pest12:kb
Date Inj'd	: 4/9/2019 9:22 am	Instrument	: Pest 12
Sample	: il11660,42e,,9001	Quant Date	: 4/9/2019 4:30 pm

Compound #4: 1016-1

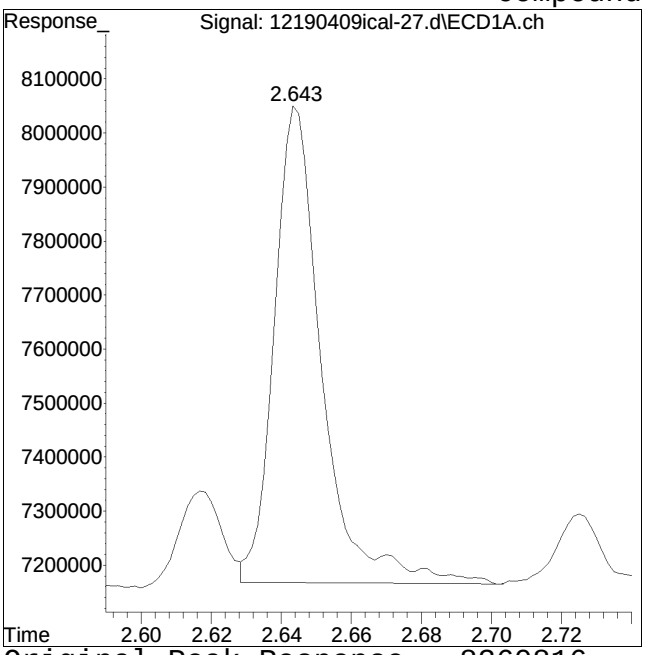

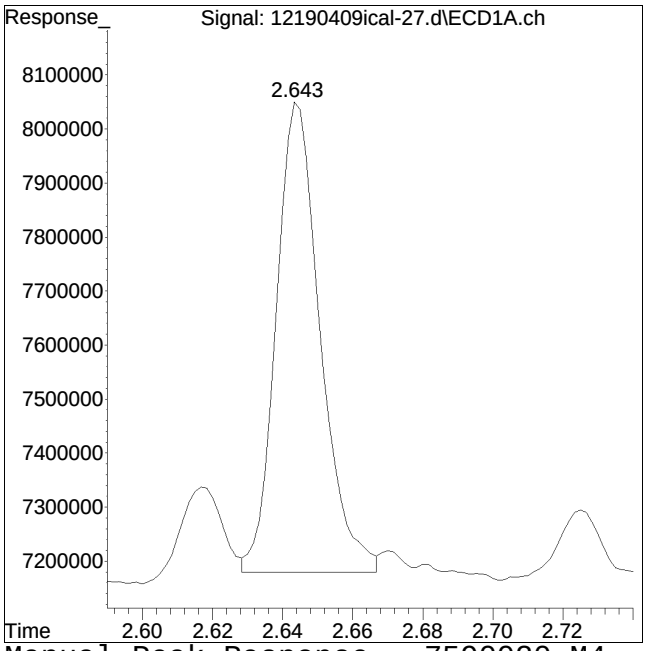

Original Peak Response = 8360816 Manual Peak Response = 7590020 M4
M4 = Poor automated baseline construction.

Manual Integration Report

Data Path	: I:\Pest12\190409ical\	QMethod	: P12_pcb_04-09-19_ICAL_ug
Data File	: 12190409ical-27.d	Operator	: Pest12:kb
Date Inj'd	: 4/9/2019 9:22 am	Instrument	: Pest 12
Sample	: il11660,42e,,9001	Quant Date	: 4/9/2019 4:30 pm

Compound #5: 1016-2

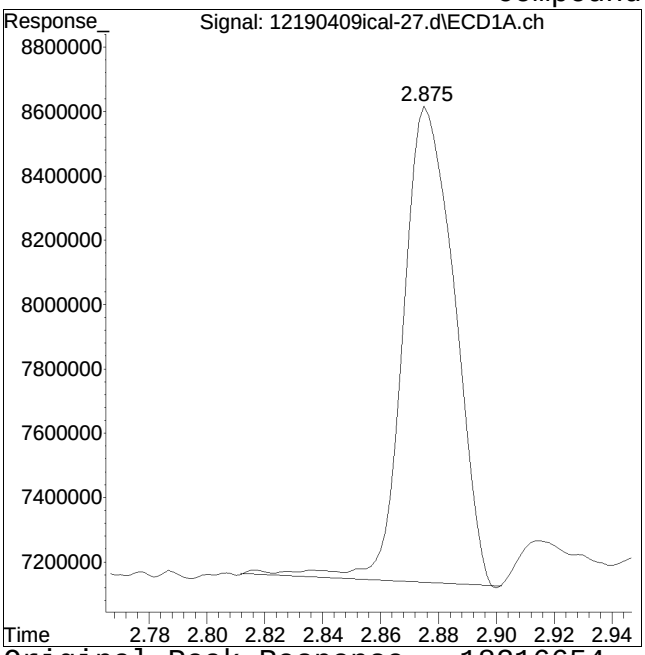

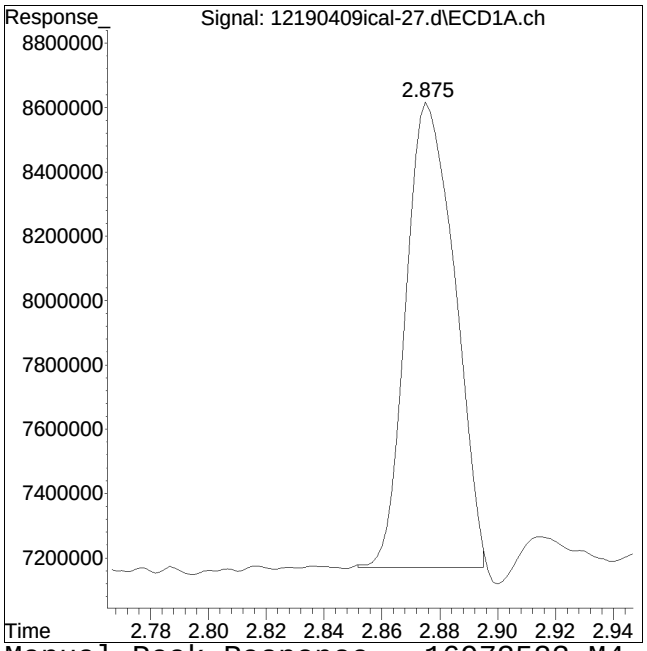

Original Peak Response = 18216654 Manual Peak Response = 16973523 M4

M4 = Poor automated baseline construction.

Manual Integration Report

Data Path	: I:\Pest12\190409ical\	QMethod	: P12_pcb_04-09-19_ICAL_ug
Data File	: 12190409ical-27.d	Operator	: Pest12:kb
Date Inj'd	: 4/9/2019 9:22 am	Instrument	: Pest 12
Sample	: il11660,42e,,9001	Quant Date	: 4/9/2019 4:30 pm

Compound #57: 1016-3 #2

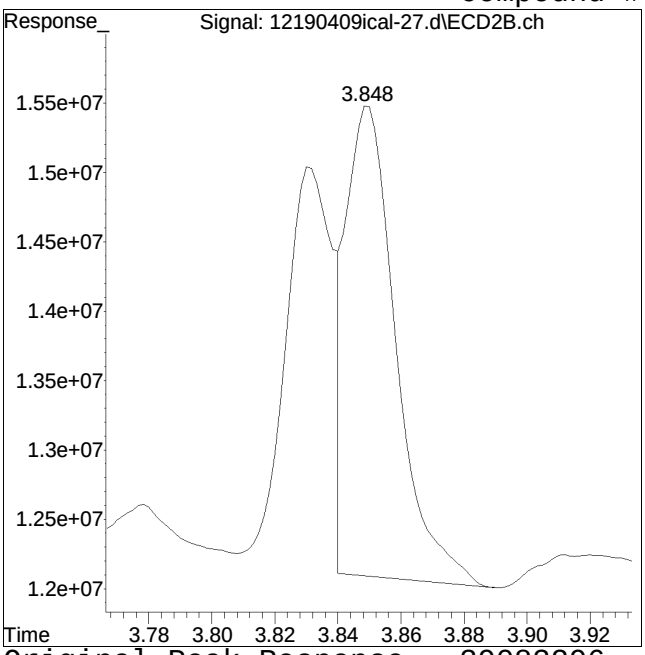

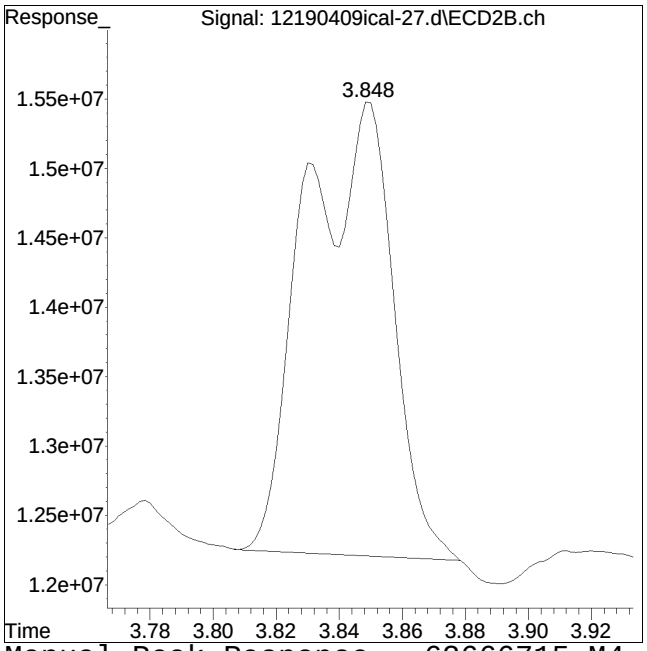

Original Peak Response = 39083296 Manual Peak Response = 62666715 M4
M4 = Poor automated baseline construction.

Manual Integration Report

Data Path	: I:\Pest12\190409ical\	QMethod	: P12_pcb_04-09-19_ICAL_ug
Data File	: 12190409ical-27.d	Operator	: Pest12:kb
Date Inj'd	: 4/9/2019 9:22 am	Instrument	: Pest 12
Sample	: il11660,42e,,9001	Quant Date	: 4/9/2019 4:30 pm

Compound #58: 1016-4 #2

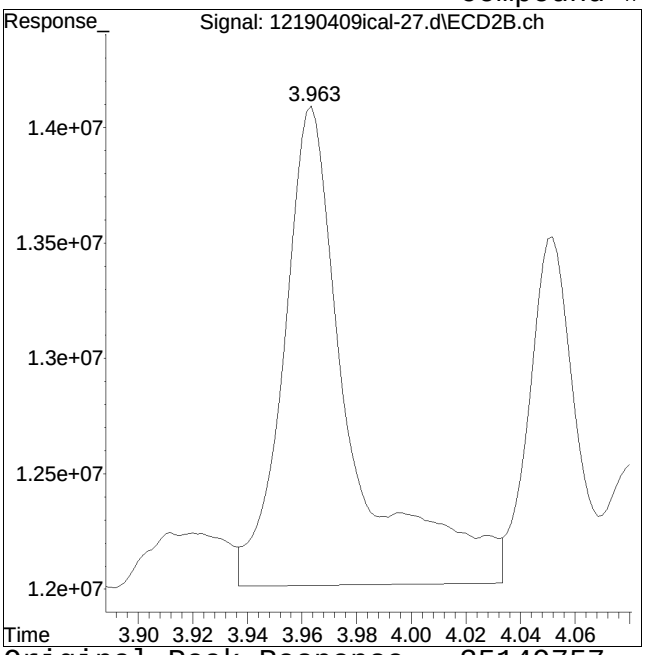

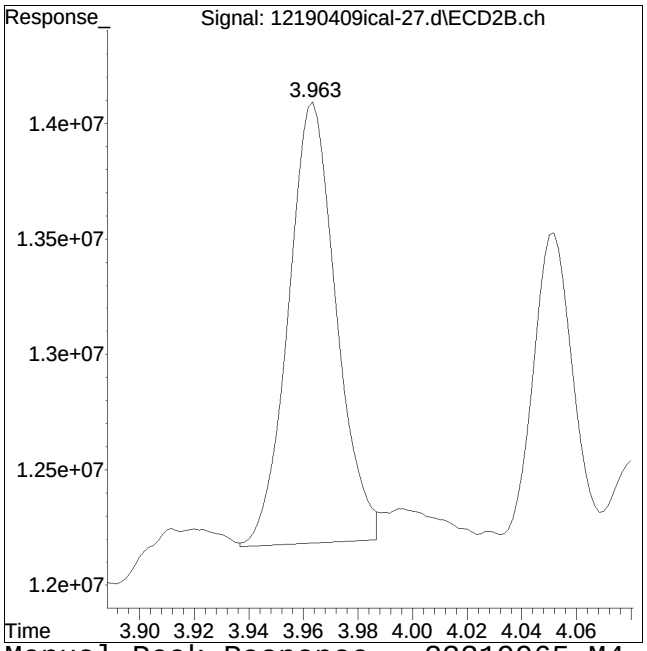

Original Peak Response = 35149757 Manual Peak Response = 23319965 M4
M4 = Poor automated baseline construction.

Manual Integration Report

Data Path	: I:\Pest12\190409ical\	QMethod	: P12_pcb_04-09-19_ICAL_ug
Data File	: 12190409ical-27.d	Operator	: Pest12:kb
Date Inj'd	: 4/9/2019 9:22 am	Instrument	: Pest 12
Sample	: il11660,42e,,9001	Quant Date	: 4/9/2019 4:30 pm

Compound #59: 1016-5 #2

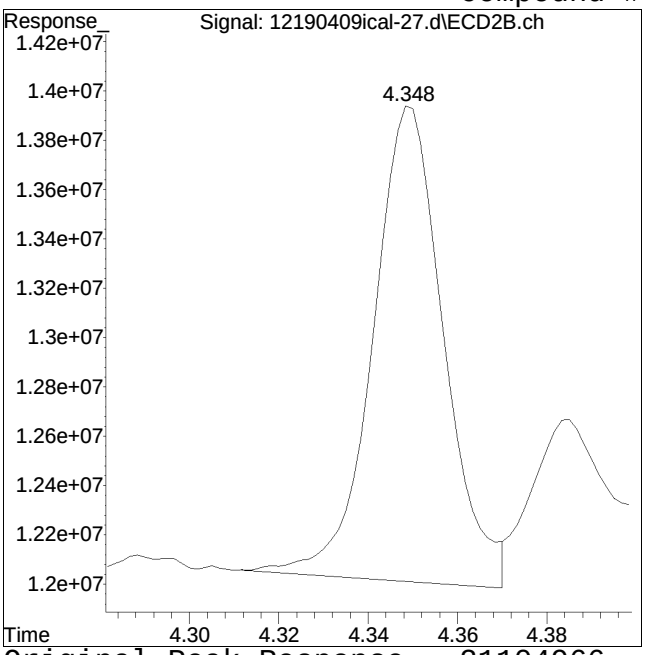

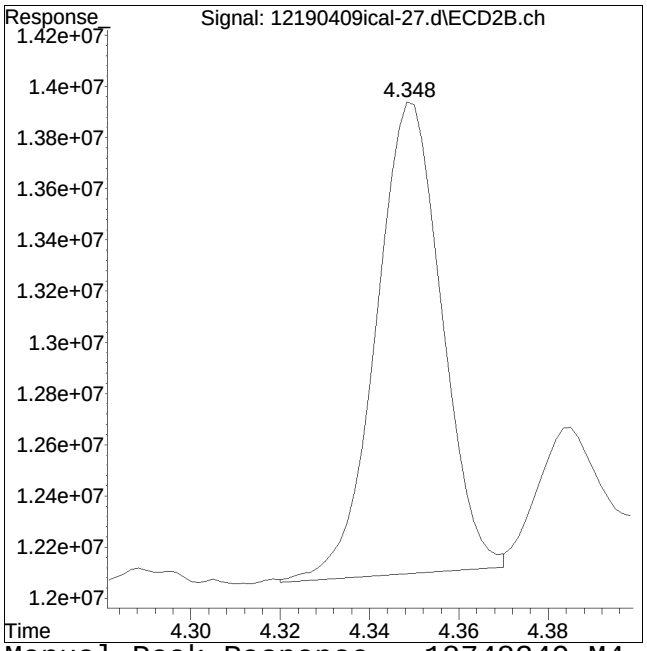

Original Peak Response = 21104966 Manual Peak Response = 18748349 M4
M4 = Poor automated baseline construction.

Manual Integration Report

Data Path	: I:\Pest12\190409ical\	QMethod	: P12_pcb_04-09-19_ICAL_ug
Data File	: 12190409ical-27.d	Operator	: Pest12:kb
Date Inj'd	: 4/9/2019 9:22 am	Instrument	: Pest 12
Sample	: il11660,42e,,9001	Quant Date	: 4/9/2019 4:30 pm

Compound #60: 1260-1 #2

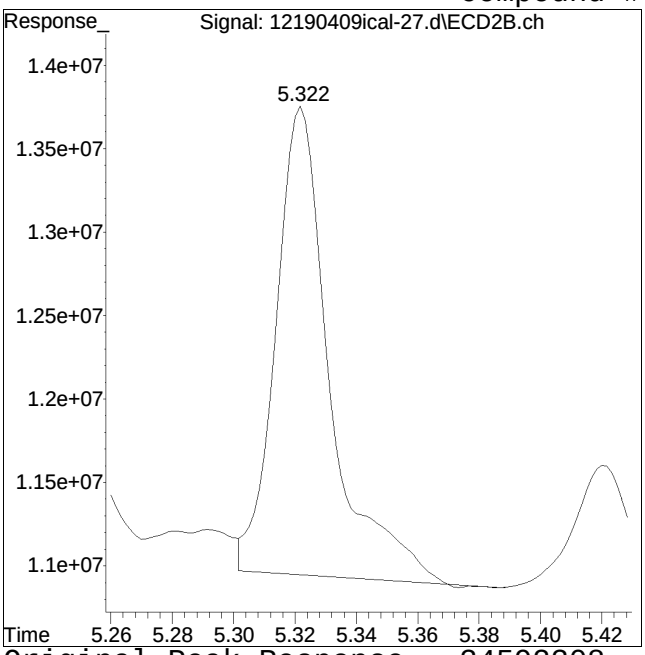

Original Peak Response = 34592308

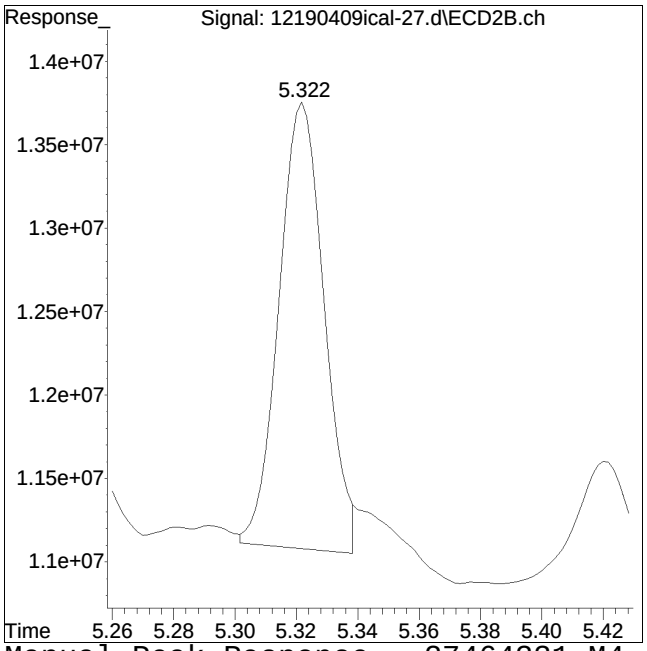

Manual Peak Response = 27464331 M4

M4 = Poor automated baseline construction.

Manual Integration Report

Data Path	: I:\Pest12\190409ical\	QMethod	: P12_pcb_04-09-19_ICAL_ug
Data File	: 12190409ical-27.d	Operator	: Pest12:kb
Date Inj'd	: 4/9/2019 9:22 am	Instrument	: Pest 12
Sample	: il11660,42e,,9001	Quant Date	: 4/9/2019 4:30 pm

Compound #61: 1260-2 #2

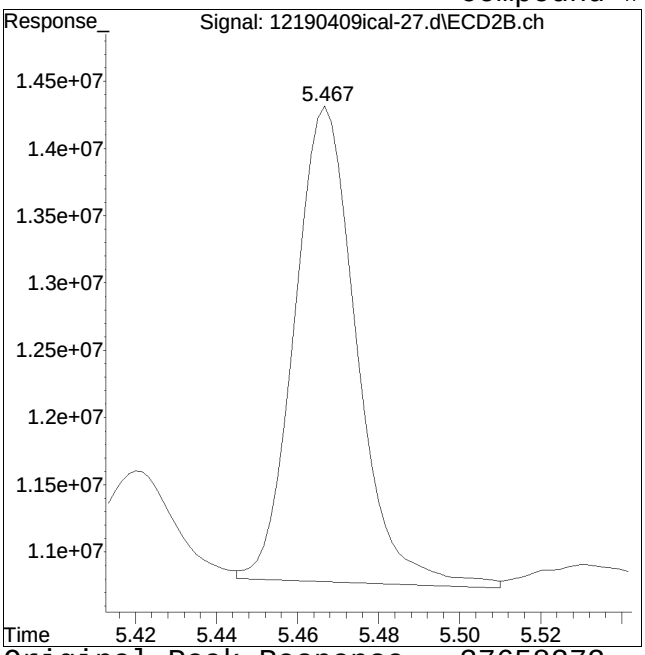

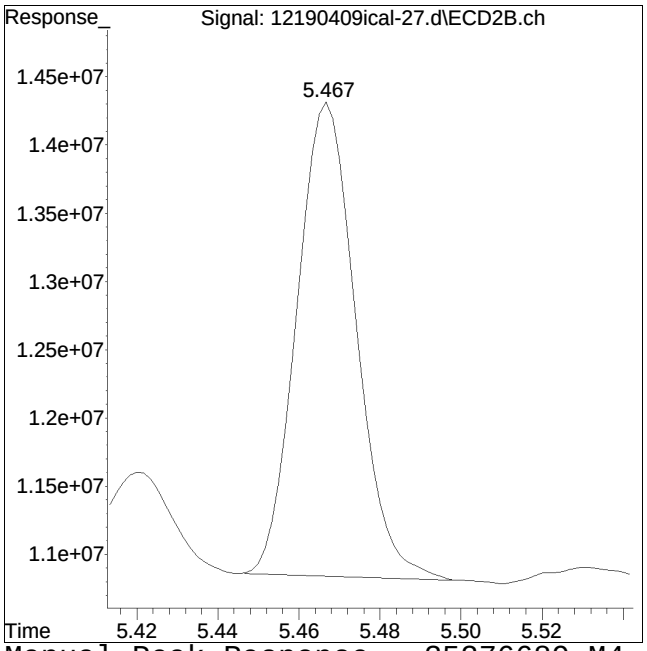

Original Peak Response = 37658272 Manual Peak Response = 35276689 M4
M4 = Poor automated baseline construction.

Quantitation Report (QT Reviewed)

Data Path : I:\Pest12\190409ical\
Data File : 12190409ical-28.d
Signal(s) : Signal #1: ECD1A.ch Signal #2: ECD2B.ch
Acq On : 9 Apr 2019 9:49 am
Operator : Pest12:kb
Sample : il21660,42e,,9000
Misc : wg1224428,
ALS Vial : 27 Sample Multiplier: 1

Integration File signal 1: events1.e
Integration File signal 2: events2.e
Quant Time: Apr 09 15:01:17 2019
Quant Method : I:\Pest12\190409ical\P12_pcb_04-09-19_ICAL_ugL_.m
Quant Title : pcb
QLast Update : Tue Apr 09 14:39:52 2019
Response via : Initial Calibration
Integrator: ChemStation

Volume Inj. :
Signal #1 Phase : Signal #2 Phase:
Signal #1 Info : Signal #2 Info :

Sub List : Default - All compounds listed

	Compound	RT#1	RT#2	Resp#1	Resp#2	ug/l	ug/l
	Internal Standards						
1) i	1660_1br2nb	1.974	2.169	829.3E6	1337.9E6	250.000	250.000
14) i	2154_1br2nb	0.000	0.000	0	0	N.D. d	N.D. d
23) i	4268_1br2nb	0.000	0.000	0	0	N.D. d	N.D. d
34) i	1248_1br2nb	0.000	0.000	0	0	N.D. d	N.D. d
40) i	3262_1br2nb	0.000	0.000	0	0	N.D. d	N.D. d
	System Monitoring Compounds						
2) s	2,4,5,6-Tetr	2.436	2.791	115.9E6	211.6E6	35.484	35.279M4
Spiked Amount		500.000	Range	30 - 150	Recovery	= 7.10%#	7.06%#
3) s	Decachlorobi	6.428	7.217f	141.0E6	162.5E6	75.602	69.921
Spiked Amount		500.000	Range	30 - 150	Recovery	= 15.12%#	13.98%#
	Target Compounds						
4) l1	1016-1	2.663f	3.154	35877849	63812140	604.129	597.136
5) l1	1016-2	2.896f	3.471	72243792	136.6E6	591.621	580.603M4
6) l1	1016-3	3.223f	3.858	140.5E6	266.3E6	582.322	569.163M1
7) l1	1016-4	3.320f	3.972	60456996	106.1E6	558.134	572.198
8) l1	1016-5	3.626f	4.358	64858864	78004678	548.504	517.902M4
Sum	1016-1			374.0E6	650.8E6	2884.710	2837.001
Average	1016-1					576.942	567.400
9) l2	1260-1	4.581f	5.332	82390186	127.6E6	548.688M4	539.036M4
10) l2	1260-2	4.790f	5.477	121.2E6	147.2E6	573.314M4	540.833M4
11) l2	1260-3	5.261f	6.008	73525014	109.3E6	535.356M4	528.734
12) l2	1260-4	5.481f	6.173	168.6E6	217.5E6	518.423M4	535.925
13) l2	1260-5	5.681f	6.428f	112.2E6	147.2E6	568.697M1	544.881
Sum	1260-1			557.9E6	748.8E6	NoCal	NoCal D
Average	1260-1					548.896	537.882
15) l3	1221-1	0.000	0.000	0	0	N.D. d	N.D. d

Quantitation Report (QT Reviewed)

Data Path : I:\Pest12\190409ical\
Data File : 12190409ical-28.d
Signal(s) : Signal #1: ECD1A.ch Signal #2: ECD2B.ch
Acq On : 9 Apr 2019 9:49 am
Operator : Pest12:kb
Sample : il21660,42e,,9000
Misc : wg1224428,
ALS Vial : 27 Sample Multiplier: 1

Integration File signal 1: events1.e
Integration File signal 2: events2.e
Quant Time: Apr 09 15:01:17 2019
Quant Method : I:\Pest12\190409ical\P12_pcb_04-09-19_ICAL_ugL_.m
Quant Title : pcb
QLast Update : Tue Apr 09 14:39:52 2019
Response via : Initial Calibration
Integrator: ChemStation

Volume Inj. :
Signal #1 Phase : Signal #2 Phase:
Signal #1 Info : Signal #2 Info :

Sub List : Default - All compounds listed

Compound	RT#1	RT#2	Resp#1	Resp#2	ug/l	ug/l
16) l3 1221-2	0.000	0.000	0	0	N.D. d	N.D. d
17) l3 1221-3	0.000	0.000	0	0	N.D. d	N.D. d
Sum 1221-1			0	0	N.D.	N.D.
Average 1221-1					0.000	0.000
18) l4 1254-1	0.000	0.000	0	0	N.D. d	N.D. d
19) l4 1254-2	0.000	0.000	0	0	N.D. d	N.D. d
20) l4 1254-3	0.000	0.000	0	0	N.D. d	N.D. d
21) l4 1254-4	0.000	0.000	0	0	N.D. d	N.D. d
22) l4 1254-5	0.000	0.000	0	0	N.D. d	N.D. d
Sum 1254-1			0	0	N.D.	N.D.
Average 1254-1					0.000	0.000
24) l6 1242-1	0.000	0.000	0	0	N.D. d	N.D. d
25) l6 1242-2	0.000	0.000	0	0	N.D. d	N.D. d
26) l6 1242-3	0.000	0.000	0	0	N.D. d	N.D. d
27) l6 1242-4	0.000	0.000	0	0	N.D. d	N.D. d
28) l6 1242-5	0.000	0.000	0	0	N.D. d	N.D. d
Sum 1242-1			0	0	N.D.	N.D.
Average 1242-1					0.000	0.000
29) l9 1268-1	0.000	0.000	0	0	N.D. d	N.D. d
30) l9 1268-2	0.000	0.000	0	0	N.D. d	N.D. d
31) l9 1268-3	0.000	0.000	0	0	N.D. d	N.D. d
32) l9 1268-4	0.000	0.000	0	0	N.D. d	N.D. d
33) l9 1268-5	0.000	0.000	0	0	N.D. d	N.D. d
Sum 1268-1			0	0	N.D.	N.D.
Average 1268-1					0.000	0.000
35) l7 1248-1	0.000	0.000	0	0	N.D. d	N.D. d
36) l7 1248-2	0.000	0.000	0	0	N.D. d	N.D. d
37) l7 1248-3	0.000	0.000	0	0	N.D. d	N.D. d
38) l7 1248-4	0.000	0.000	0	0	N.D. d	N.D. d

Quantitation Report (QT Reviewed)

Data Path : I:\Pest12\190409ical\
Data File : 12190409ical-28.d
Signal(s) : Signal #1: ECD1A.ch Signal #2: ECD2B.ch
Acq On : 9 Apr 2019 9:49 am
Operator : Pest12:kb
Sample : il21660,42e,,9000
Misc : wg1224428,
ALS Vial : 27 Sample Multiplier: 1

Integration File signal 1: events1.e
Integration File signal 2: events2.e
Quant Time: Apr 09 15:01:17 2019
Quant Method : I:\Pest12\190409ical\P12_pcb_04-09-19_ICAL_ugL_.m
Quant Title : pcb
QLast Update : Tue Apr 09 14:39:52 2019
Response via : Initial Calibration
Integrator: ChemStation

Volume Inj. :
Signal #1 Phase : Signal #2 Phase:
Signal #1 Info : Signal #2 Info :

Sub List : Default - All compounds listed

Compound	RT#1	RT#2	Resp#1	Resp#2	ug/l	ug/l
39) l7 1248-5	0.000	0.000	0	0	N.D. d	N.D. d
Sum 1248-1			0	0	N.D.	N.D.
Average 1248-1					0.000	0.000
41) l5 1232-1	0.000	0.000	0	0	N.D. d	N.D. d
42) l5 1232-2	0.000	0.000	0	0	N.D. d	N.D. d
43) l5 1232-3	0.000	0.000	0	0	N.D. d	N.D. d
44) l5 1232-4	0.000	0.000	0	0	N.D. d	N.D. d
45) l5 1232-5	0.000	0.000	0	0	N.D. d	N.D. d
Sum 1232-1			0	0	N.D.	N.D.
Average 1232-1					0.000	0.000
46) l8 1262-1	0.000	0.000	0	0	N.D. d	N.D. d
47) l8 1262-2	0.000	0.000	0	0	N.D. d	N.D. d
48) l8 1262-3	0.000	0.000	0	0	N.D. d	N.D. d
49) l8 1262-4	0.000	0.000	0	0	N.D. d	N.D. d
50) l8 1262-5	0.000	0.000	0	0	N.D. d	N.D. d
Sum 1262-1			0	0	N.D.	N.D.
Average 1262-1					0.000	0.000

SemiQuant Compounds - Not Calibrated on this Instrument

Sum 1262-1			0	0	N.D.	N.D.
Average 1262-1					0.000	0.000

(f)=RT Delta > 1/2 Window (D)=Amounts differ by > 40% (m)=manual int.
(#)=Recovery Exceeds Compound Acceptance Limits.
(I,C,F) I=Interference, C=Coelluting Calibration Peak, F=Fails CC Criteria.

Sub List : Default - All compounds listed Reviewed)

Data Path : I:\Pest12\190409ical\
Data File : 12190409ical-28.d
Signal(s) : Signal #1: ECD1A.ch Signal #2: ECD2B.ch
Acq On : 9 Apr 2019 9:49 am
Operator : Pest12:kb
Sample : il21660,42e,,9000
Misc : wg1224428,
ALS Vial : 27 Sample Multiplier: 1

Integration File signal 1: events1.e
Integration File signal 2: events2.e
Quant Time: Apr 09 15:01:17 2019
Quant Method : I:\Pest12\190409ical\P12_pcb_04-09-19_ICAL_ugL_.m
Quant Title : pcb
QLast Update : Tue Apr 09 14:39:52 2019
Response via : Initial Calibration
Integrator: ChemStation

Volume Inj. :
Signal #1 Phase : Signal #2 Phase:
Signal #1 Info : Signal #2 Info :

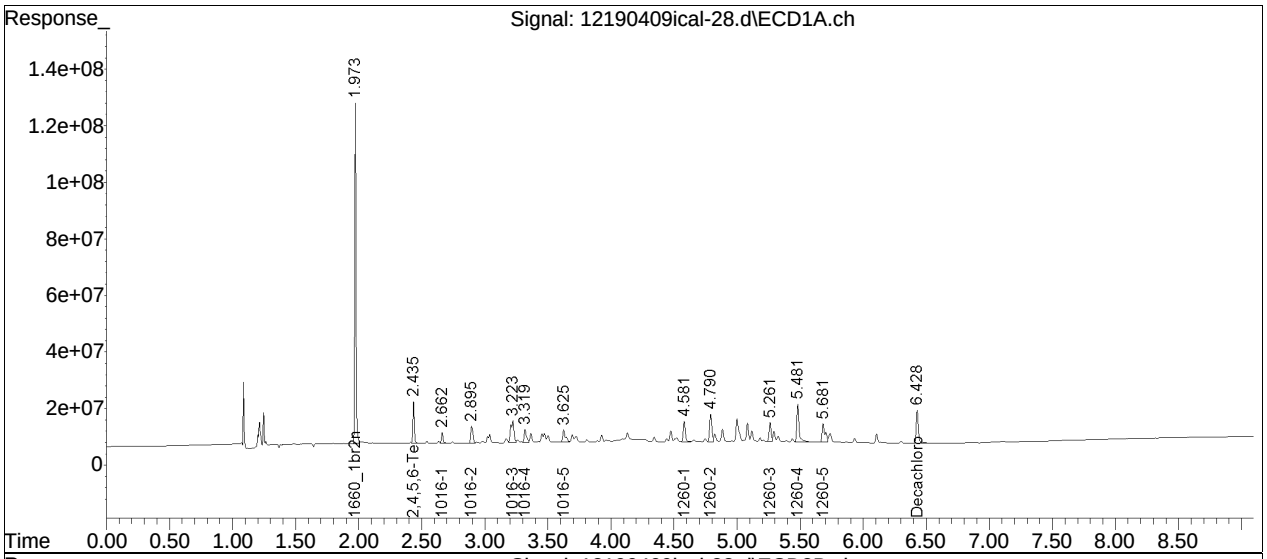

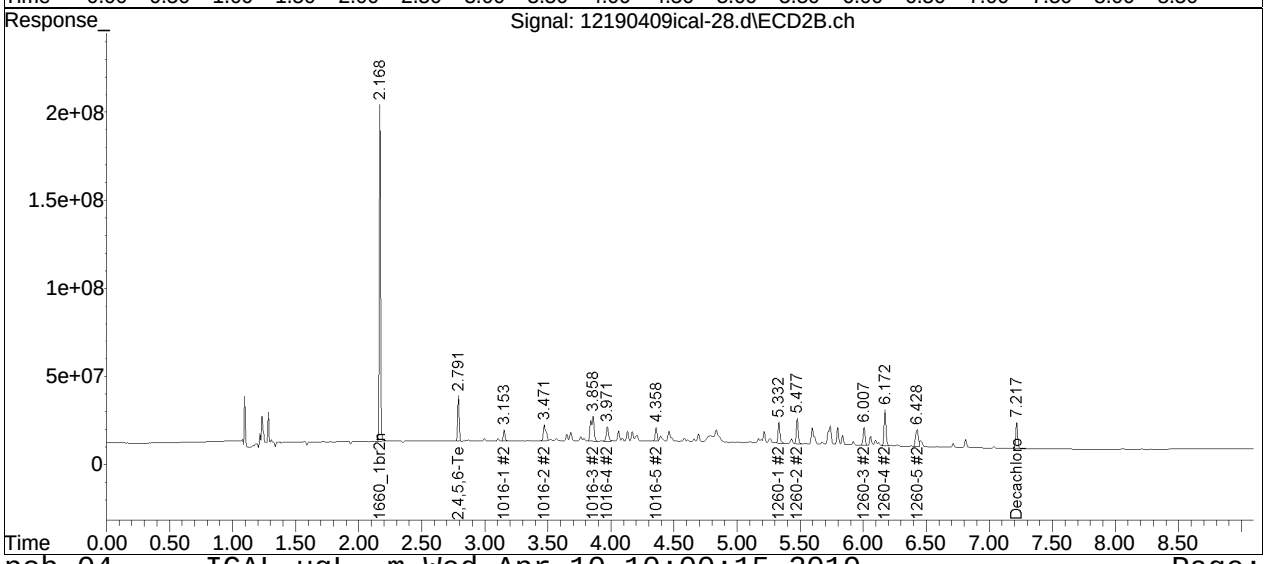

Manual Integration Report

Data Path	: I:\Pest12\190409ical\	QMethod	: P12_pcb_04-09-19_ICAL_ug
Data File	: 12190409ical-28.d	Operator	: Pest12:kb
Date Inj'd	: 4/9/2019 9:49 am	Instrument	: Pest 12
Sample	: il21660,42e,,9000	Quant Date	: 4/9/2019 2:40 pm

Compound #53: 2,4,5,6-Tetrachloro-m-xylene #2

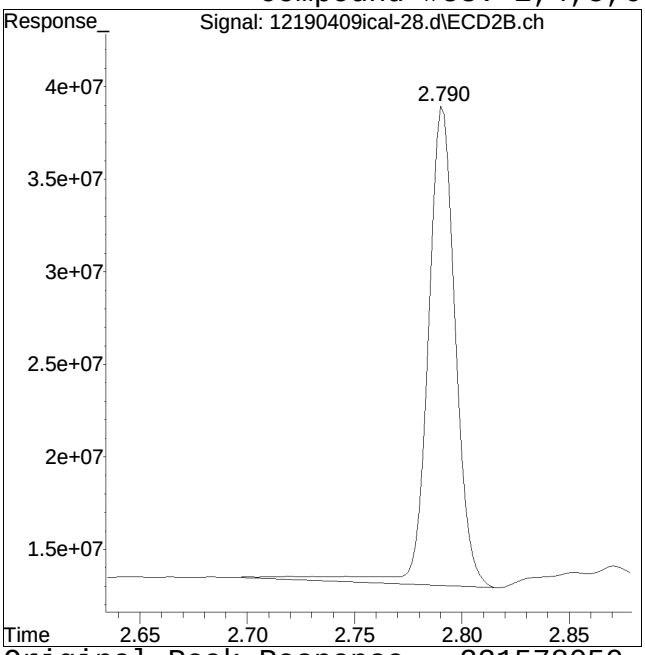

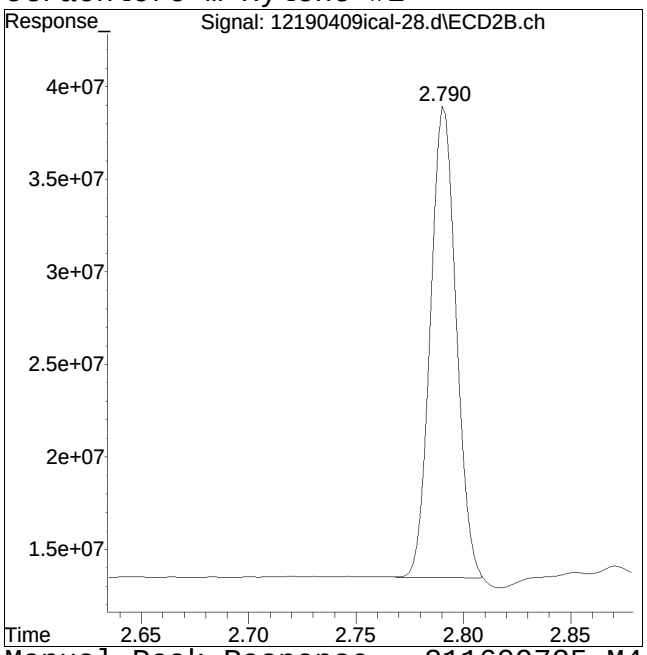

Original Peak Response = 231578050 Manual Peak Response = 211609725 M4
M4 = Poor automated baseline construction.

Manual Integration Report

Data Path	: I:\Pest12\190409ical\	QMethod	: P12_pcb_04-09-19_ICAL_ug
Data File	: 12190409ical-28.d	Operator	: Pest12:kb
Date Inj'd	: 4/9/2019 9:49 am	Instrument	: Pest 12
Sample	: il21660,42e,,9000	Quant Date	: 4/9/2019 2:40 pm

Compound #56: 1016-2 #2

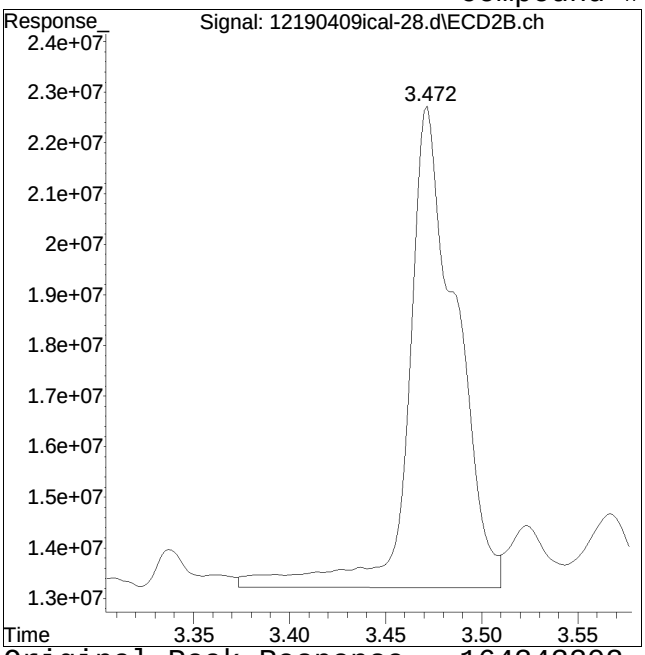

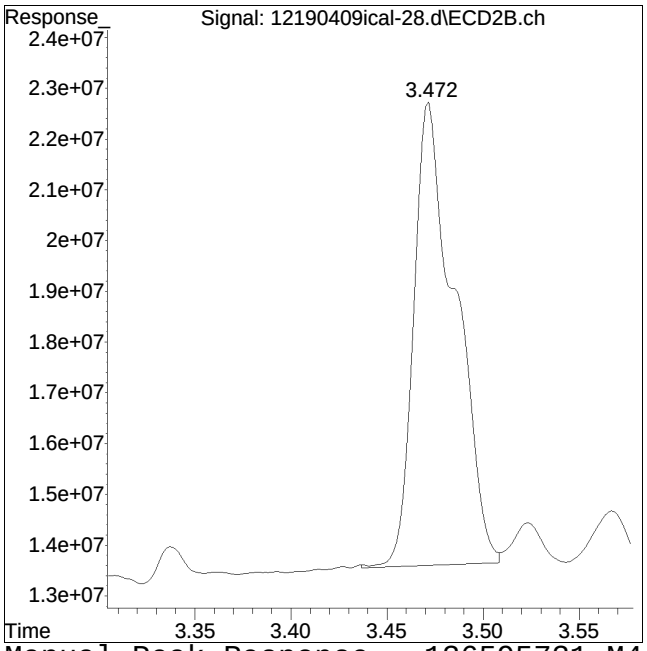

Original Peak Response = 164343302 Manual Peak Response = 136595731 M4
M4 = Poor automated baseline construction.

Manual Integration Report

Data Path	: I:\Pest12\190409ical\	QMethod	: P12_pcb_04-09-19_ICAL_ug
Data File	: 12190409ical-28.d	Operator	: Pest12:kb
Date Inj'd	: 4/9/2019 9:49 am	Instrument	: Pest 12
Sample	: il21660,42e,,9000	Quant Date	: 4/9/2019 2:40 pm

Compound #57: 1016-3 #2

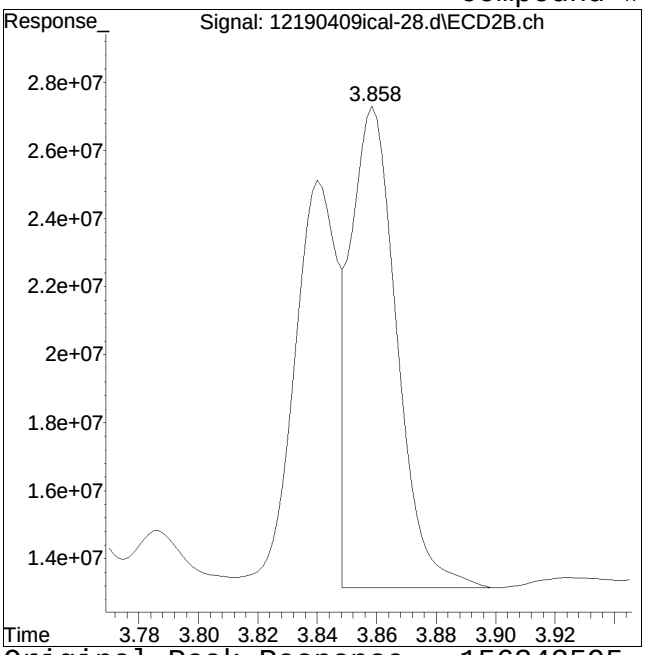

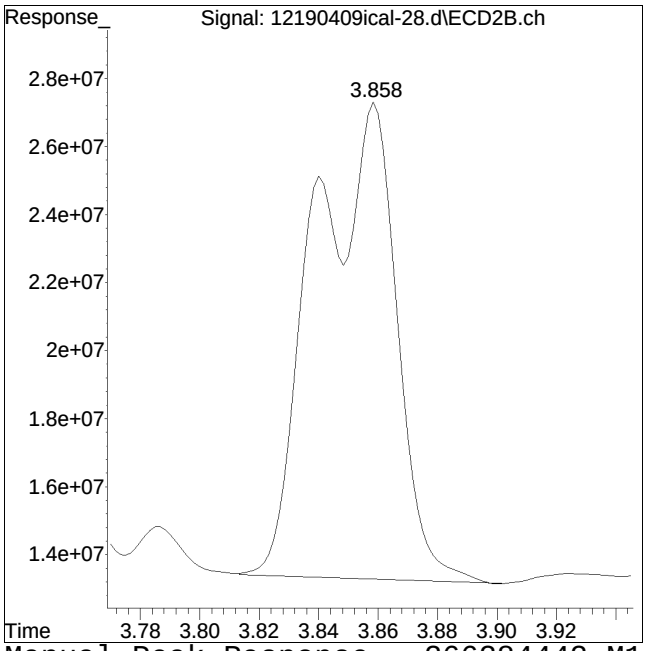

Original Peak Response = 156342595 Manual Peak Response = 266284442 M1
M1 = Split or tailing peak, auto integration stopped early resulting in false low area count.

Manual Integration Report

Data Path	: I:\Pest12\190409ical\	QMethod	: P12_pcb_04-09-19_ICAL_ug
Data File	: 12190409ical-28.d	Operator	: Pest12:kb
Date Inj'd	: 4/9/2019 9:49 am	Instrument	: Pest 12
Sample	: il21660,42e,,9000	Quant Date	: 4/9/2019 2:40 pm

Compound #59: 1016-5 #2

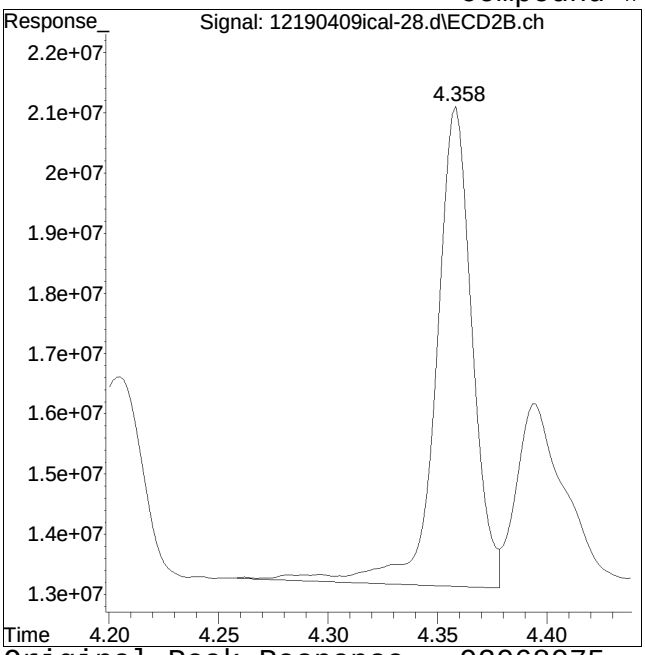

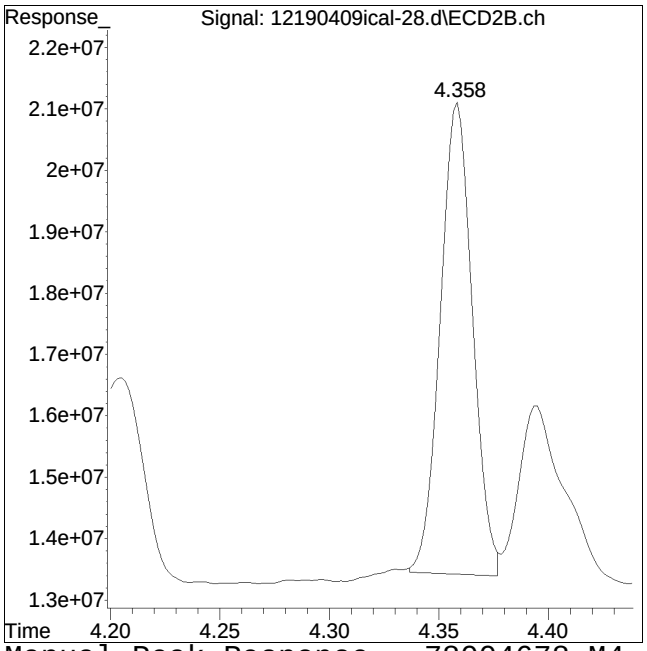

Original Peak Response = 92068075 Manual Peak Response = 78004678 M4
M4 = Poor automated baseline construction.

Manual Integration Report

Data Path	: I:\Pest12\190409ical\	QMethod	: P12_pcb_04-09-19_ICAL_ug
Data File	: 12190409ical-28.d	Operator	: Pest12:kb
Date Inj'd	: 4/9/2019 9:49 am	Instrument	: Pest 12
Sample	: il21660,42e,,9000	Quant Date	: 4/9/2019 2:40 pm

Compound #9: 1260-1

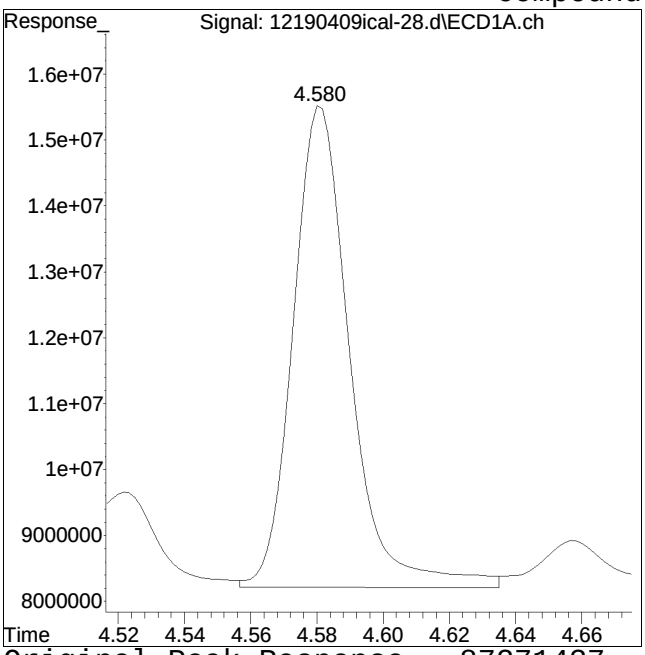

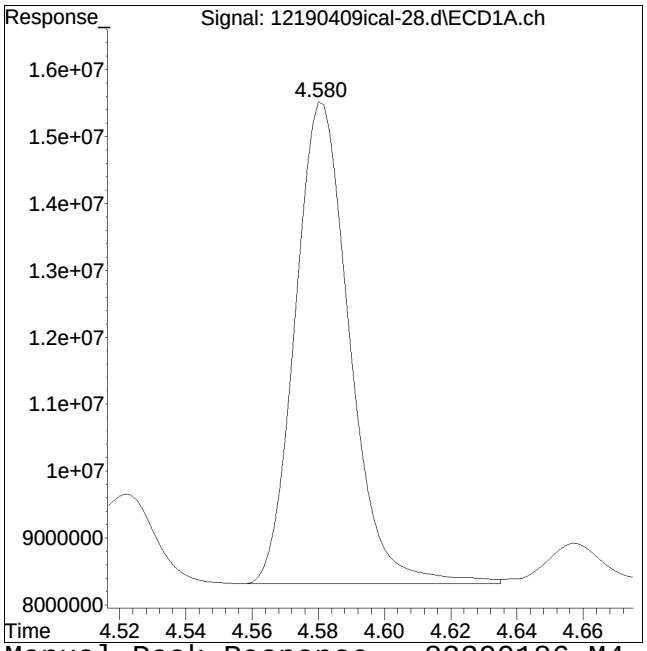

Original Peak Response = 87271437 Manual Peak Response = 82390186 M4
M4 = Poor automated baseline construction.

Manual Integration Report

Data Path	: I:\Pest12\190409ical\	QMethod	: P12_pcb_04-09-19_ICAL_ug
Data File	: 12190409ical-28.d	Operator	: Pest12:kb
Date Inj'd	: 4/9/2019 9:49 am	Instrument	: Pest 12
Sample	: il21660,42e,,9000	Quant Date	: 4/9/2019 2:40 pm

Compound #60: 1260-1 #2

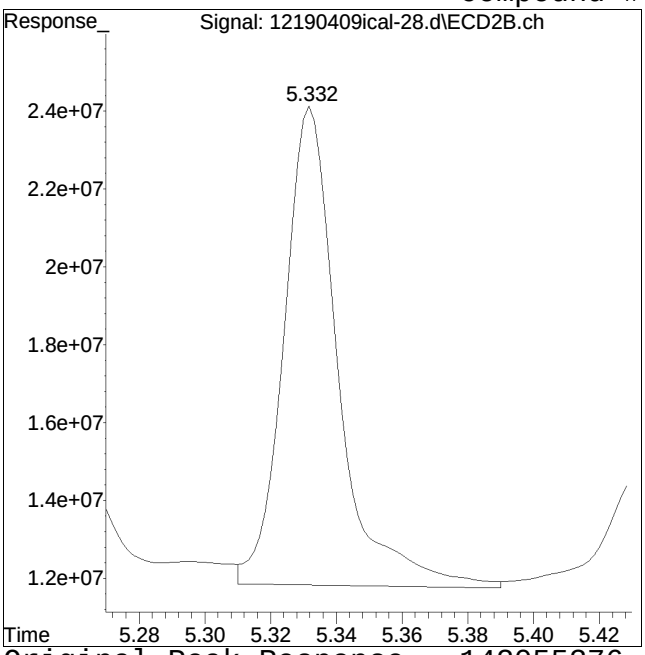

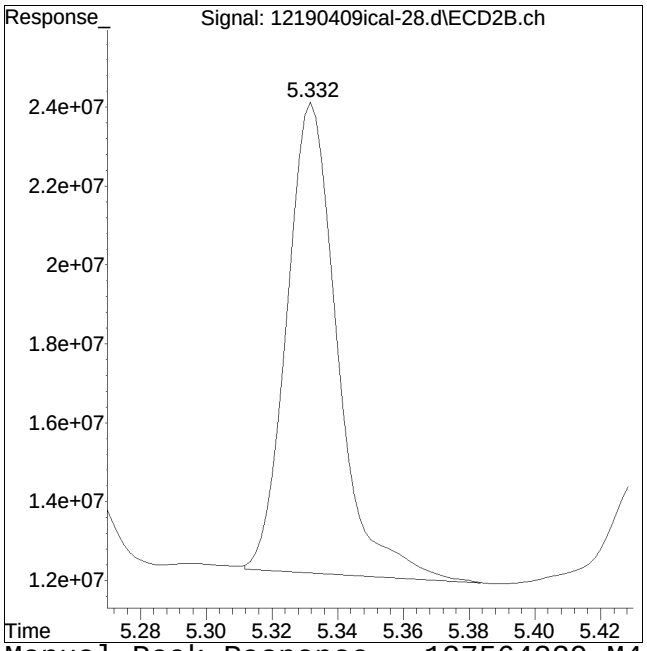

Original Peak Response = 142055376 Manual Peak Response = 127564229 M4
M4 = Poor automated baseline construction.

Manual Integration Report

Data Path	: I:\Pest12\190409ical\	QMethod	: P12_pcb_04-09-19_ICAL_ug
Data File	: 12190409ical-28.d	Operator	: Pest12:kb
Date Inj'd	: 4/9/2019 9:49 am	Instrument	: Pest 12
Sample	: il21660,42e,,9000	Quant Date	: 4/9/2019 2:40 pm

Compound #10: 1260-2

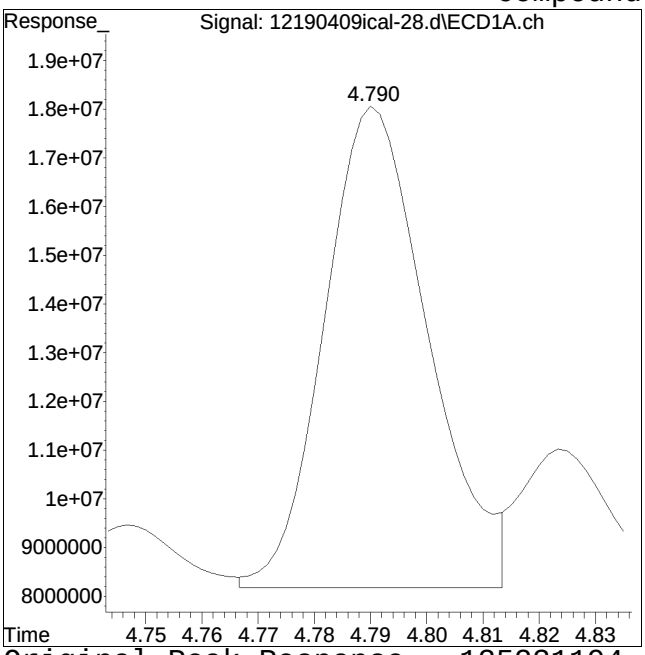

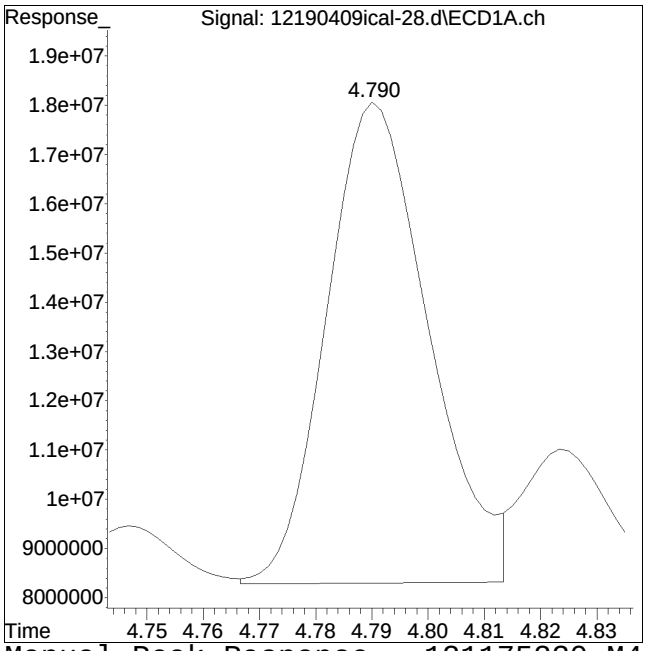

Original Peak Response = 125231194 Manual Peak Response = 121175230 M4
M4 = Poor automated baseline construction.

Manual Integration Report

Data Path	: I:\Pest12\190409ical\	QMethod	: P12_pcb_04-09-19_ICAL_ug
Data File	: 12190409ical-28.d	Operator	: Pest12:kb
Date Inj'd	: 4/9/2019 9:49 am	Instrument	: Pest 12
Sample	: il21660,42e,,9000	Quant Date	: 4/9/2019 2:40 pm

Compound #61: 1260-2 #2

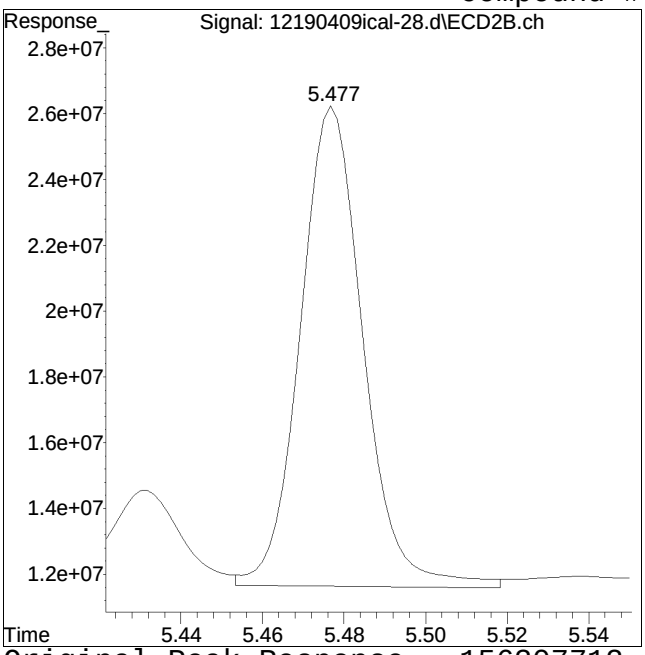

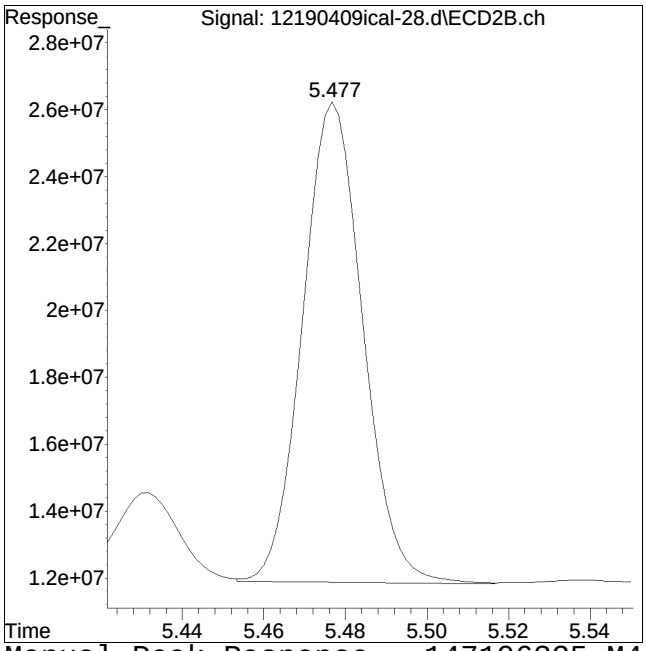

Original Peak Response = 156307712 Manual Peak Response = 147196325 M4
M4 = Poor automated baseline construction.

Manual Integration Report

Data Path	: I:\Pest12\190409ical\	QMethod	: P12_pcb_04-09-19_ICAL_ug
Data File	: 12190409ical-28.d	Operator	: Pest12:kb
Date Inj'd	: 4/9/2019 9:49 am	Instrument	: Pest 12
Sample	: il21660,42e,,9000	Quant Date	: 4/9/2019 2:40 pm

Compound #11: 1260-3

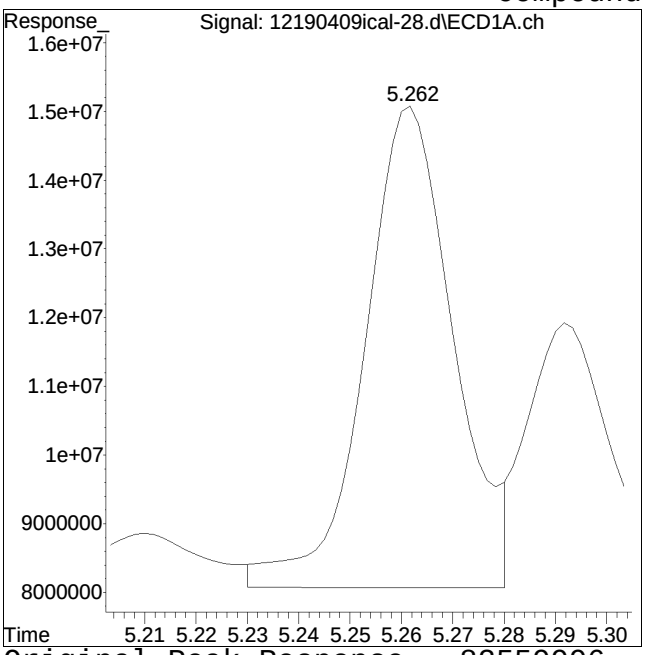

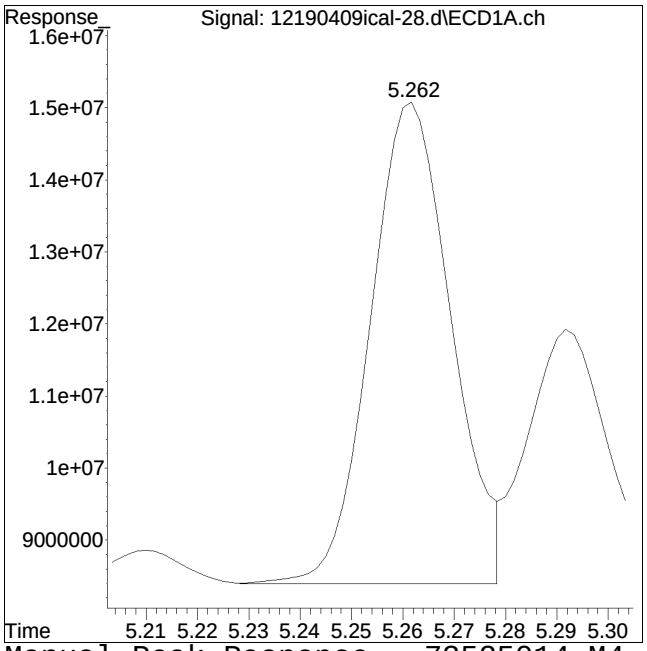

Original Peak Response = 82559996 Manual Peak Response = 73525014 M4
M4 = Poor automated baseline construction.

Manual Integration Report

Data Path	: I:\Pest12\190409ical\	QMethod	: P12_pcb_04-09-19_ICAL_ug
Data File	: 12190409ical-28.d	Operator	: Pest12:kb
Date Inj'd	: 4/9/2019 9:49 am	Instrument	: Pest 12
Sample	: il21660,42e,,9000	Quant Date	: 4/9/2019 2:40 pm

Compound #12: 1260-4

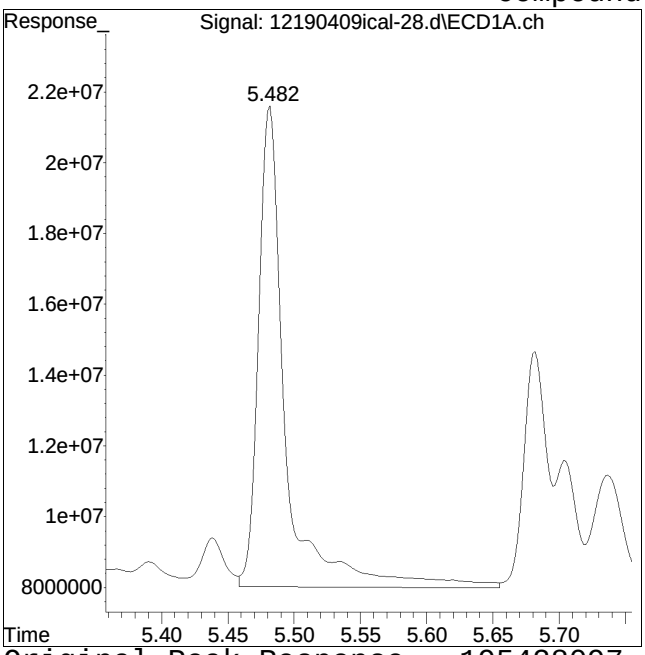

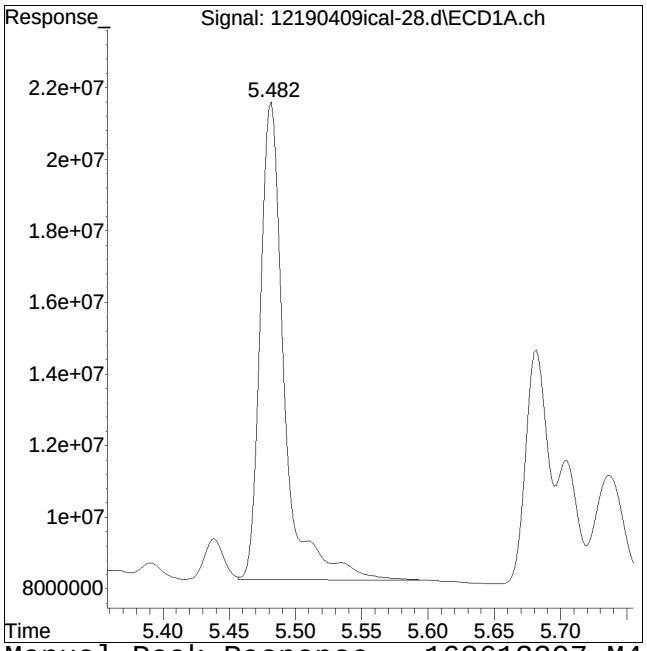

Original Peak Response = 195428097 Manual Peak Response = 168612397 M4
M4 = Poor automated baseline construction.

Manual Integration Report

Data Path	: I:\Pest12\190409ical\	QMethod	: P12_pcb_04-09-19_ICAL_ug
Data File	: 12190409ical-28.d	Operator	: Pest12:kb
Date Inj'd	: 4/9/2019 9:49 am	Instrument	: Pest 12
Sample	: il21660,42e,,9000	Quant Date	: 4/9/2019 2:40 pm

Compound #13: 1260-5

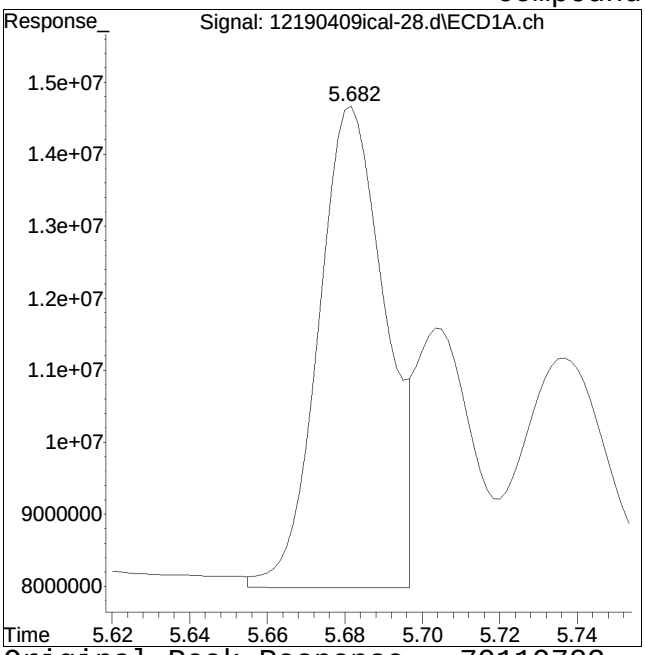

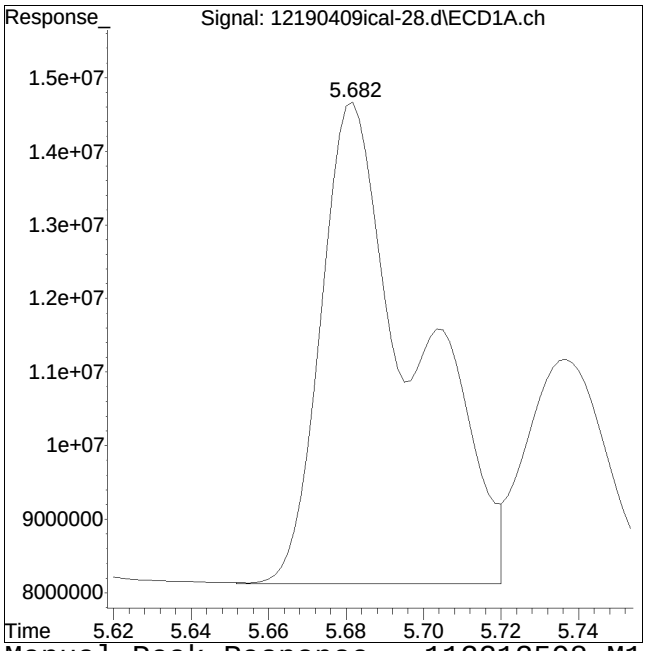

Original Peak Response = 79119722 Manual Peak Response = 112213598 M1

M1 = Split or tailing peak, auto integration stopped early resulting in false low area count.

Quantitation Report (QT Reviewed)

Data Path : I:\Pest12\190409ical\
Data File : 12190409ical-29.d
Signal(s) : Signal #1: ECD1A.ch Signal #2: ECD2B.ch
Acq On : 9 Apr 2019 10:01 am
Operator : Pest12:kb
Sample : il31660,42e,,8999
Misc : wg1224428,
ALS Vial : 28 Sample Multiplier: 1

Integration File signal 1: events1.e
Integration File signal 2: events2.e
Quant Time: Apr 09 14:39:45 2019
Quant Method : I:\Pest12\190409ical\P12_pcb_04-09-19_ICAL_ugL_.m
Quant Title : pcb
QLast Update : Tue Apr 09 14:35:46 2019
Response via : Initial Calibration
Integrator: ChemStation

Volume Inj. :
Signal #1 Phase : Signal #2 Phase:
Signal #1 Info : Signal #2 Info :

Sub List : Default - All compounds listed

	Compound	RT#1	RT#2	Resp#1	Resp#2	ug/l	ug/l
	Internal Standards						
1) i	1660_1br2nb	1.965	2.164	956.4E6	1399.9E6	250.000	250.000
14) i	2154_1br2nb	0.000	0.000	0	0	N.D. d	N.D. d
23) i	4268_1br2nb	0.000	0.000	0	0	N.D. d	N.D. d
34) i	1248_1br2nb	0.000	0.000	0	0	N.D. d	N.D. d
40) i	3262_1br2nb	0.000	0.000	0	0	N.D. d	N.D. d
	System Monitoring Compounds						
2) s	2,4,5,6-Tetr	2.422	2.785	259.9E6	441.3E6	70.863	72.719
Spiked Amount	500.000 Range	30 - 150	Recovery	=		14.17%#	14.54%#
3) s	Decachlorobi	6.403	7.183	274.7E6	332.9E6	127.632	140.148
Spiked Amount	500.000 Range	30 - 150	Recovery	=		25.53%#	28.03%#
	Target Compounds						
4) l1	1016-1	2.647	3.146	77724589	129.4E6	1188.368	1221.226
5) l1	1016-2	2.879	3.465	158.6E6	285.3E6	1175.460	1223.994
6) l1	1016-3	3.205	3.851	302.7E6	548.2E6	1120.648	1166.544M1
7) l1	1016-4	3.301	3.965	138.1E6	211.1E6	1145.692	1121.370M4
8) l1	1016-5	3.606	4.351	154.1E6	174.7E6	1181.140	1150.359M4
Sum	1016-1			831.2E6	1348.7E6	5811.309	5883.493
Average	1016-1					1162.262	1176.699
9) l2	1260-1	4.562	5.324	181.4E6	263.6E6	1064.260M4	1087.768M4
10) l2	1260-2	4.772	5.469	256.0E6	306.7E6	1068.407M4	1105.604M4
11) l2	1260-3	5.244	5.998	161.1E6	236.3E6	1023.054M4	1127.432
12) l2	1260-4	5.463	6.161	368.7E6	452.0E6	977.358M4	1087.873
13) l2	1260-5	5.663	6.413	232.0E6	307.9E6	1026.580M1	1122.258
Sum	1260-1			1199.2E6	1566.5E6	NoCal	NoCal D
Average	1260-1					1031.932	1106.187
15) l3	1221-1	0.000	0.000	0	0	N.D. d	N.D. d

Quantitation Report (QT Reviewed)

Data Path : I:\Pest12\190409ical\
Data File : 12190409ical-29.d
Signal(s) : Signal #1: ECD1A.ch Signal #2: ECD2B.ch
Acq On : 9 Apr 2019 10:01 am
Operator : Pest12:kb
Sample : il31660,42e,,8999
Misc : wg1224428,
ALS Vial : 28 Sample Multiplier: 1

Integration File signal 1: events1.e
Integration File signal 2: events2.e
Quant Time: Apr 09 14:39:45 2019
Quant Method : I:\Pest12\190409ical\P12_pcb_04-09-19_ICAL_ugL_.m
Quant Title : pcb
QLast Update : Tue Apr 09 14:35:46 2019
Response via : Initial Calibration
Integrator: ChemStation

Volume Inj. :
Signal #1 Phase : Signal #2 Phase:
Signal #1 Info : Signal #2 Info :

Sub List : Default - All compounds listed

Compound	RT#1	RT#2	Resp#1	Resp#2	ug/l	ug/l
16) l3 1221-2	0.000	0.000	0	0	N.D. d	N.D. d
17) l3 1221-3	0.000	0.000	0	0	N.D. d	N.D. d
Sum 1221-1			0	0	N.D.	N.D.
Average 1221-1					0.000	0.000
18) l4 1254-1	0.000	0.000	0	0	N.D. d	N.D. d
19) l4 1254-2	0.000	0.000	0	0	N.D. d	N.D. d
20) l4 1254-3	0.000	0.000	0	0	N.D. d	N.D. d
21) l4 1254-4	0.000	0.000	0	0	N.D. d	N.D. d
22) l4 1254-5	0.000	0.000	0	0	N.D. d	N.D. d
Sum 1254-1			0	0	N.D.	N.D.
Average 1254-1					0.000	0.000
24) l6 1242-1	0.000	0.000	0	0	N.D. d	N.D. d
25) l6 1242-2	0.000	0.000	0	0	N.D. d	N.D. d
26) l6 1242-3	0.000	0.000	0	0	N.D. d	N.D. d
27) l6 1242-4	0.000	0.000	0	0	N.D. d	N.D. d
28) l6 1242-5	0.000	0.000	0	0	N.D. d	N.D. d
Sum 1242-1			0	0	N.D.	N.D.
Average 1242-1					0.000	0.000
29) l9 1268-1	0.000	0.000	0	0	N.D. d	N.D. d
30) l9 1268-2	0.000	0.000	0	0	N.D. d	N.D. d
31) l9 1268-3	0.000	0.000	0	0	N.D. d	N.D. d
32) l9 1268-4	0.000	0.000	0	0	N.D. d	N.D. d
33) l9 1268-5	0.000	0.000	0	0	N.D. d	N.D. d
Sum 1268-1			0	0	N.D.	N.D.
Average 1268-1					0.000	0.000
35) l7 1248-1	0.000	0.000	0	0	N.D. d	N.D. d
36) l7 1248-2	0.000	0.000	0	0	N.D. d	N.D. d
37) l7 1248-3	0.000	0.000	0	0	N.D. d	N.D. d
38) l7 1248-4	0.000	0.000	0	0	N.D. d	N.D. d

Quantitation Report (QT Reviewed)

Data Path : I:\Pest12\190409ical\
Data File : 12190409ical-29.d
Signal(s) : Signal #1: ECD1A.ch Signal #2: ECD2B.ch
Acq On : 9 Apr 2019 10:01 am
Operator : Pest12:kb
Sample : il31660,42e,,8999
Misc : wg1224428,
ALS Vial : 28 Sample Multiplier: 1

Integration File signal 1: events1.e
Integration File signal 2: events2.e
Quant Time: Apr 09 14:39:45 2019
Quant Method : I:\Pest12\190409ical\P12_pcb_04-09-19_ICAL_ugL_.m
Quant Title : pcb
QLast Update : Tue Apr 09 14:35:46 2019
Response via : Initial Calibration
Integrator: ChemStation

Volume Inj. :
Signal #1 Phase : Signal #2 Phase:
Signal #1 Info : Signal #2 Info :

Sub List : Default - All compounds listed

Compound	RT#1	RT#2	Resp#1	Resp#2	ug/l	ug/l
39) l7 1248-5	0.000	0.000	0	0	N.D. d	N.D. d
Sum 1248-1			0	0	N.D.	N.D.
Average 1248-1					0.000	0.000
41) l5 1232-1	0.000	0.000	0	0	N.D. d	N.D. d
42) l5 1232-2	0.000	0.000	0	0	N.D. d	N.D. d
43) l5 1232-3	0.000	0.000	0	0	N.D. d	N.D. d
44) l5 1232-4	0.000	0.000	0	0	N.D. d	N.D. d
45) l5 1232-5	0.000	0.000	0	0	N.D. d	N.D. d
Sum 1232-1			0	0	N.D.	N.D.
Average 1232-1					0.000	0.000
46) l8 1262-1	0.000	0.000	0	0	N.D. d	N.D. d
47) l8 1262-2	0.000	0.000	0	0	N.D. d	N.D. d
48) l8 1262-3	0.000	0.000	0	0	N.D. d	N.D. d
49) l8 1262-4	0.000	0.000	0	0	N.D. d	N.D. d
50) l8 1262-5	0.000	0.000	0	0	N.D. d	N.D. d
Sum 1262-1			0	0	N.D.	N.D.
Average 1262-1					0.000	0.000

SemiQuant Compounds - Not Calibrated on this Instrument

Sum 1262-1			0	0	N.D.	N.D.
Average 1262-1					0.000	0.000

(f)=RT Delta > 1/2 Window (D)=Amounts differ by > 40% (m)=manual int.
(#)=Recovery Exceeds Compound Acceptance Limits.
(I,C,F) I=Interference, C=Coelluting Calibration Peak, F=Fails CC Criteria.

Sub List : Default - All compounds listed Reviewed)

Data Path : I:\Pest12\190409ical\
Data File : 12190409ical-29.d
Signal(s) : Signal #1: ECD1A.ch Signal #2: ECD2B.ch
Acq On : 9 Apr 2019 10:01 am
Operator : Pest12:kb
Sample : il31660,42e,,8999
Misc : wg1224428,
ALS Vial : 28 Sample Multiplier: 1

Integration File signal 1: events1.e
Integration File signal 2: events2.e
Quant Time: Apr 09 14:39:45 2019
Quant Method : I:\Pest12\190409ical\P12_pcb_04-09-19_ICAL_ugL_.m
Quant Title : pcb
QLast Update : Tue Apr 09 14:35:46 2019
Response via : Initial Calibration
Integrator: ChemStation

Volume Inj. :
Signal #1 Phase : Signal #2 Phase:
Signal #1 Info : Signal #2 Info :

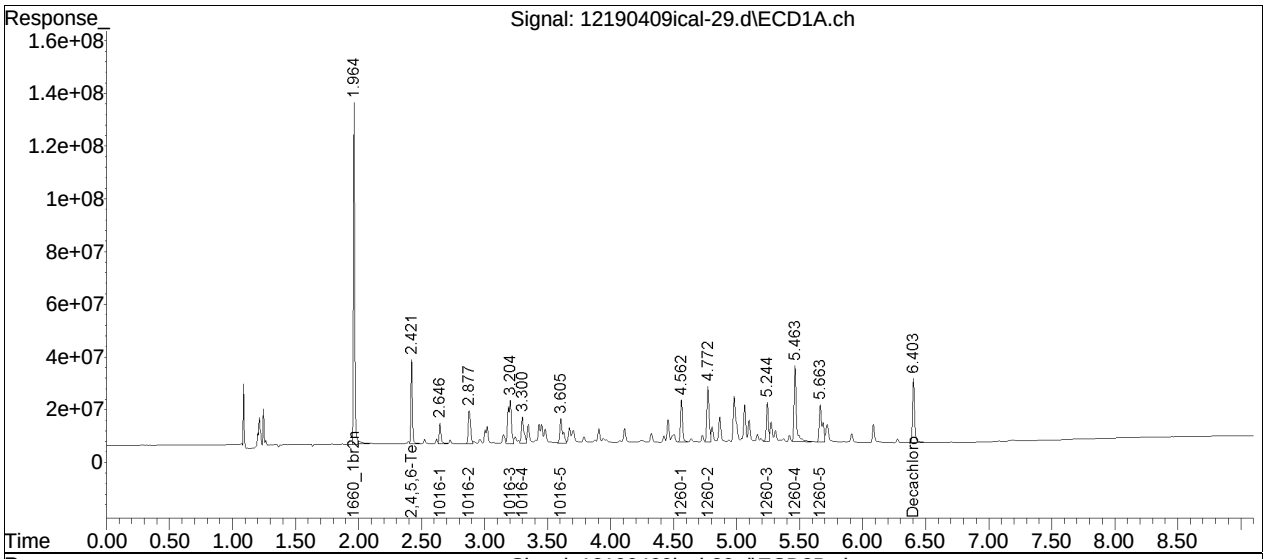

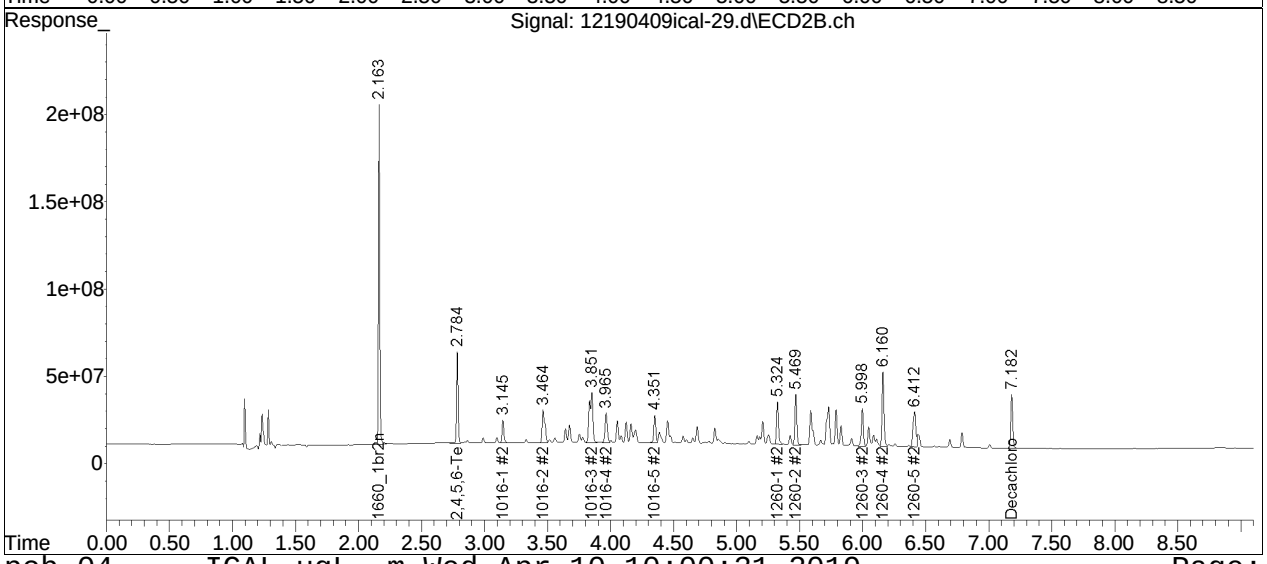

Manual Integration Report

Data Path	: I:\Pest12\190409ical\	QMethod	: P12_pcb_04-09-19_ICAL_ug
Data File	: 12190409ical-29.d	Operator	: Pest12:kb
Date Inj'd	: 4/9/2019 10:01 am	Instrument	: Pest 12
Sample	: il31660,42e,,8999	Quant Date	: 4/9/2019 2:35 pm

Compound #57: 1016-3 #2

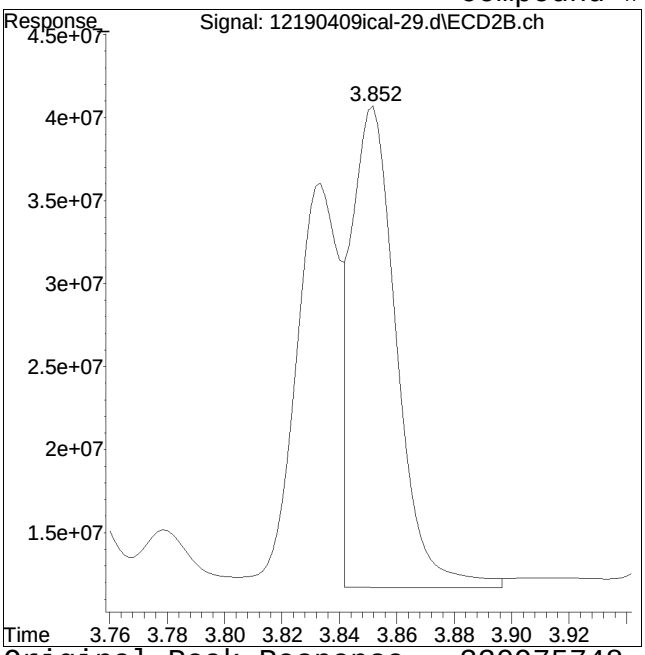

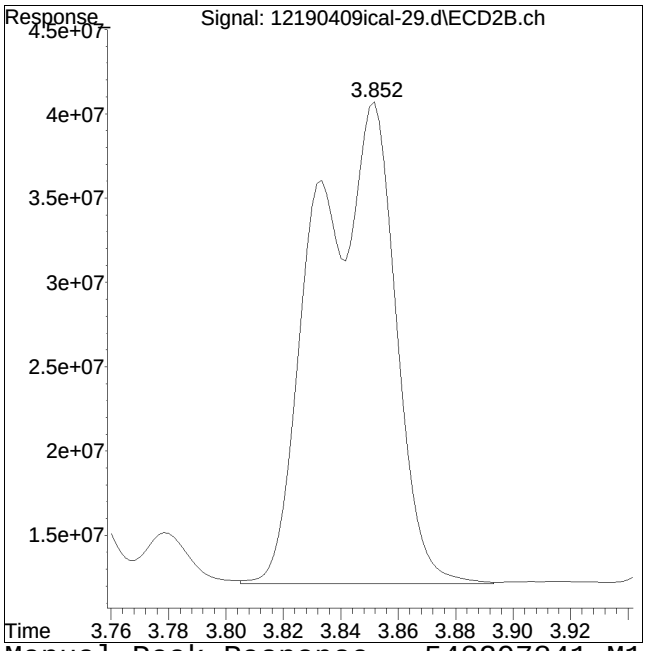

Original Peak Response = 330975748 Manual Peak Response = 548207841 M1

M1 = Split or tailing peak, auto integration stopped early resulting in false low area count.

Manual Integration Report

Data Path	: I:\Pest12\190409ical\	QMethod	: P12_pcb_04-09-19_ICAL_ug
Data File	: 12190409ical-29.d	Operator	: Pest12:kb
Date Inj'd	: 4/9/2019 10:01 am	Instrument	: Pest 12
Sample	: il31660,42e,,8999	Quant Date	: 4/9/2019 2:35 pm

Compound #58: 1016-4 #2

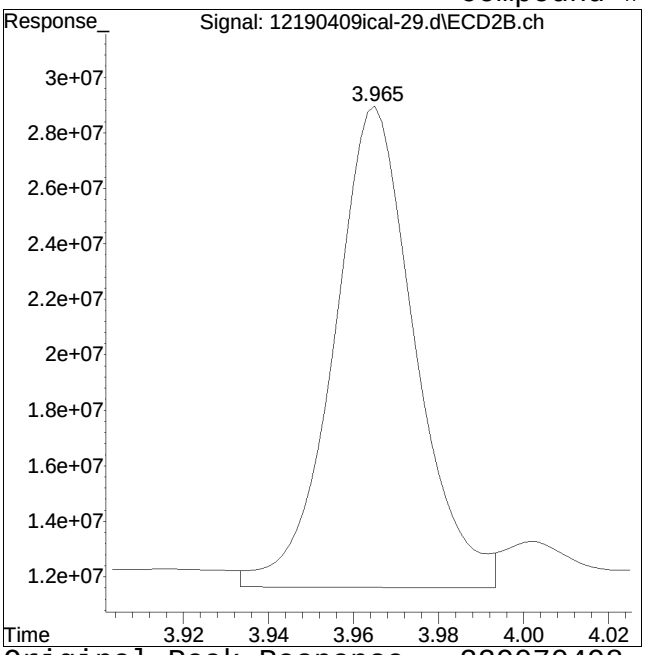

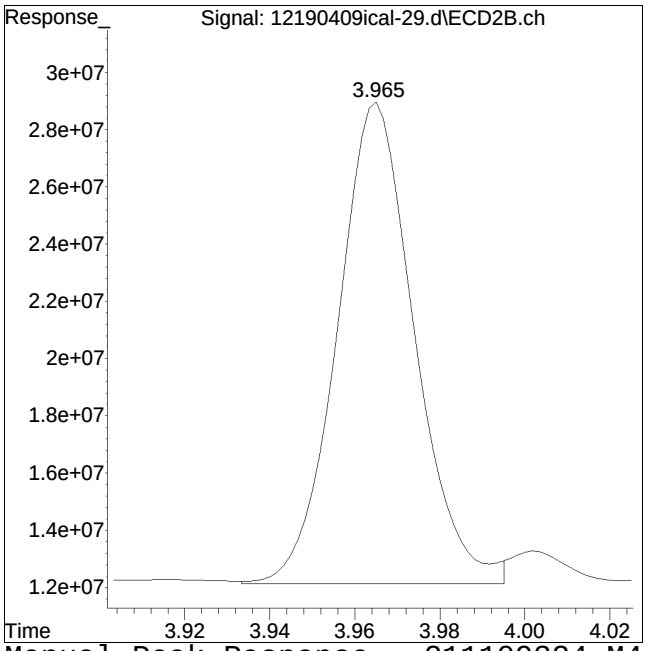

Original Peak Response = 229070498 Manual Peak Response = 211109324 M4
M4 = Poor automated baseline construction.

Manual Integration Report

Data Path	: I:\Pest12\190409ical\	QMethod	: P12_pcb_04-09-19_ICAL_ug
Data File	: 12190409ical-29.d	Operator	: Pest12:kb
Date Inj'd	: 4/9/2019 10:01 am	Instrument	: Pest 12
Sample	: il31660,42e,,8999	Quant Date	: 4/9/2019 2:35 pm

Compound #59: 1016-5 #2

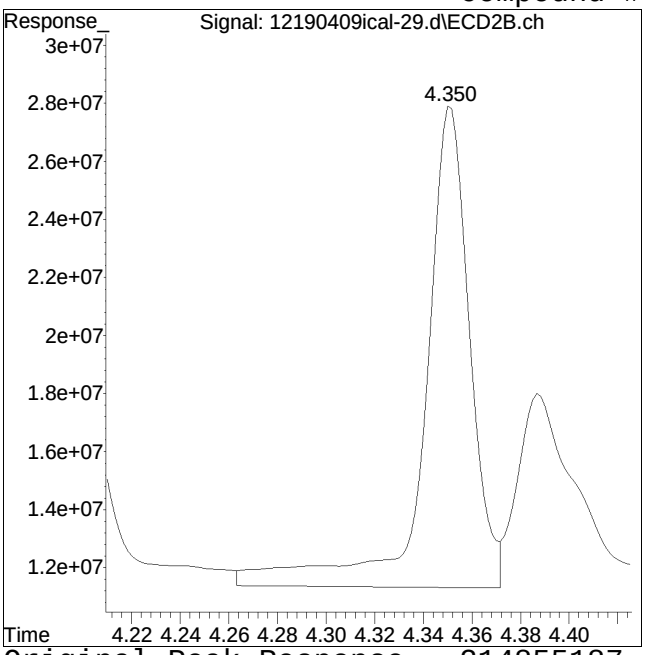

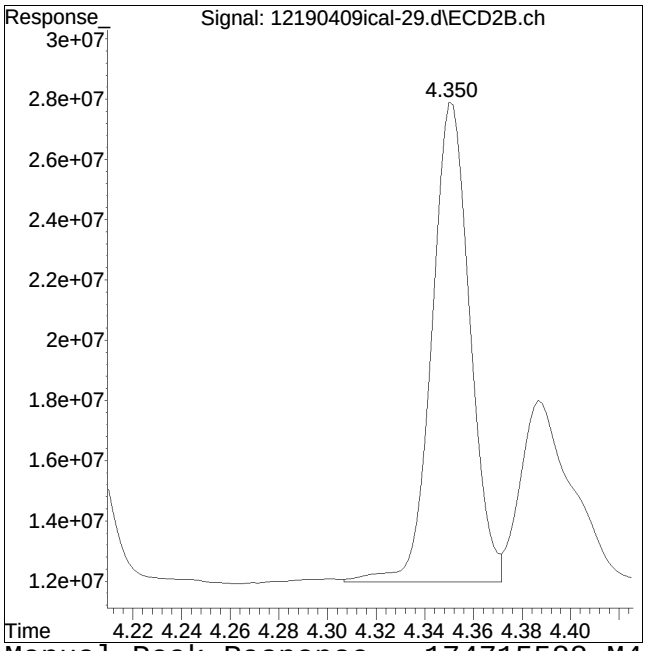

Original Peak Response = 214855187 Manual Peak Response = 174715588 M4
M4 = Poor automated baseline construction.

Manual Integration Report

Data Path	: I:\Pest12\190409ical\	QMethod	: P12_pcb_04-09-19_ICAL_ug
Data File	: 12190409ical-29.d	Operator	: Pest12:kb
Date Inj'd	: 4/9/2019 10:01 am	Instrument	: Pest 12
Sample	: il31660,42e,,8999	Quant Date	: 4/9/2019 2:35 pm

Compound #9: 1260-1

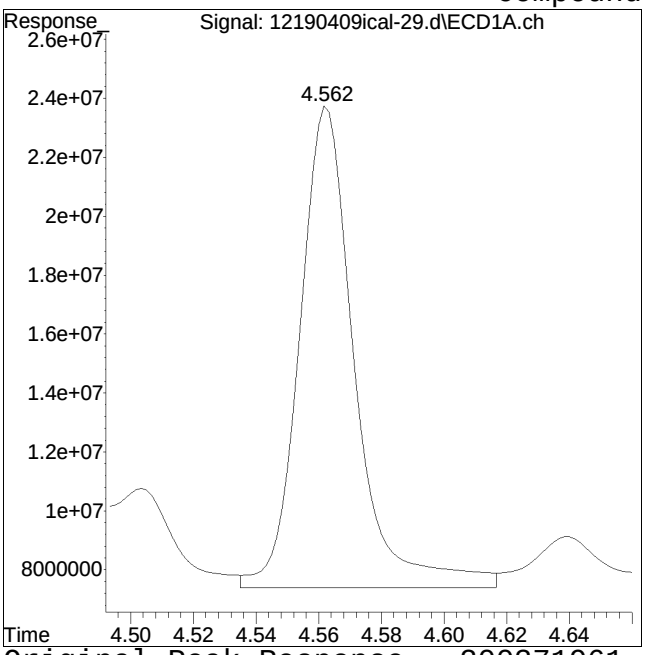

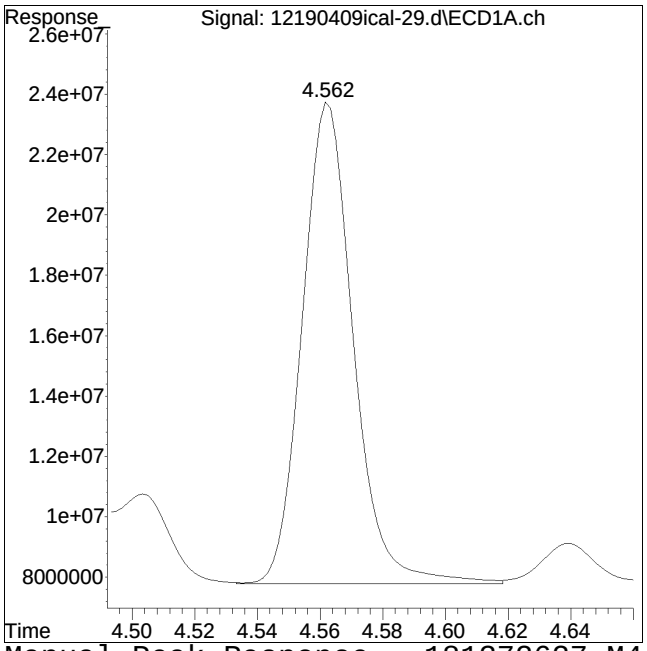

Original Peak Response = 200371961 Manual Peak Response = 181372627 M4
M4 = Poor automated baseline construction.

Manual Integration Report

Data Path	: I:\Pest12\190409ical\	QMethod	: P12_pcb_04-09-19_ICAL_ug
Data File	: 12190409ical-29.d	Operator	: Pest12:kb
Date Inj'd	: 4/9/2019 10:01 am	Instrument	: Pest 12
Sample	: il31660,42e,,8999	Quant Date	: 4/9/2019 2:35 pm

Compound #60: 1260-1 #2

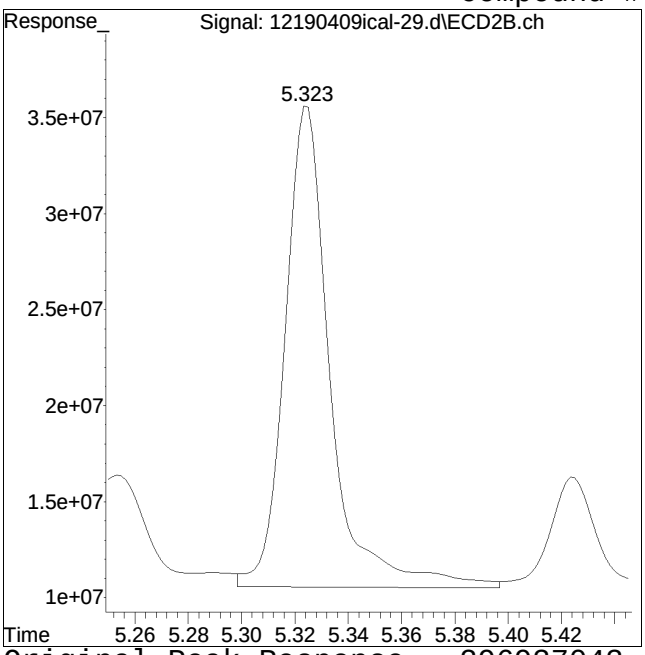

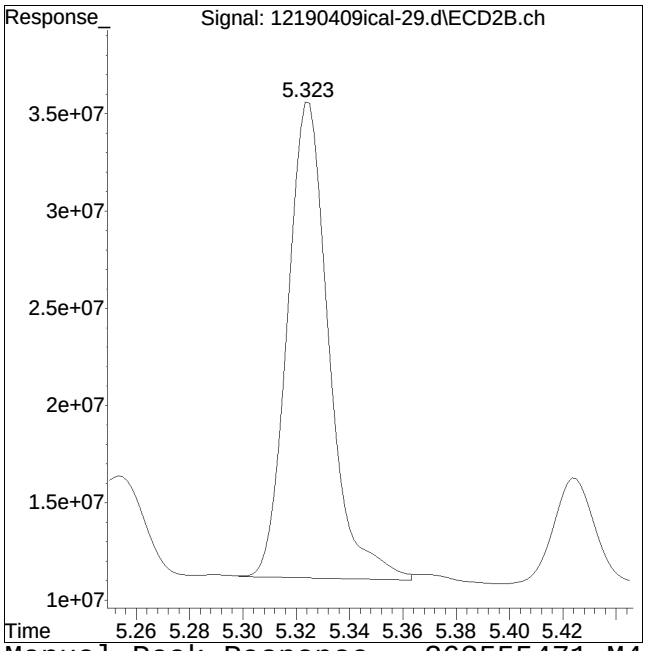

Original Peak Response = 296937043 Manual Peak Response = 263555471 M4
M4 = Poor automated baseline construction.

Manual Integration Report

Data Path	: I:\Pest12\190409ical\	QMethod	: P12_pcb_04-09-19_ICAL_ug
Data File	: 12190409ical-29.d	Operator	: Pest12:kb
Date Inj'd	: 4/9/2019 10:01 am	Instrument	: Pest 12
Sample	: il31660,42e,,8999	Quant Date	: 4/9/2019 2:35 pm

Compound #10: 1260-2

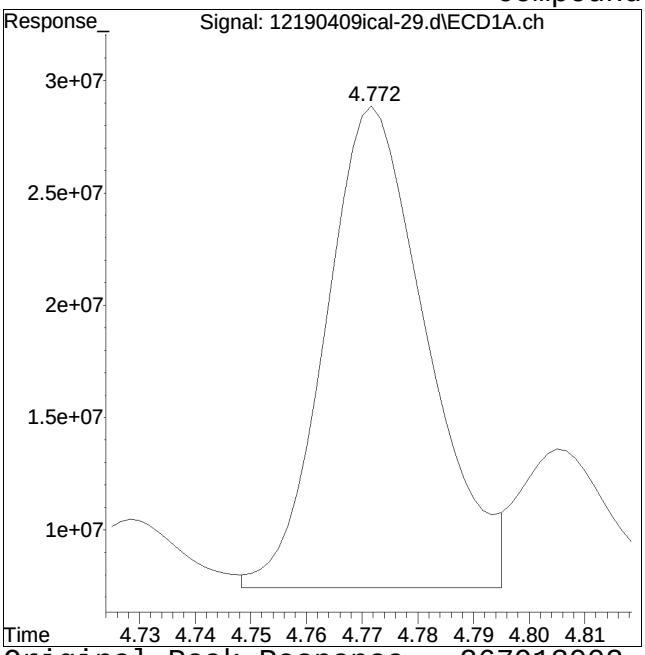

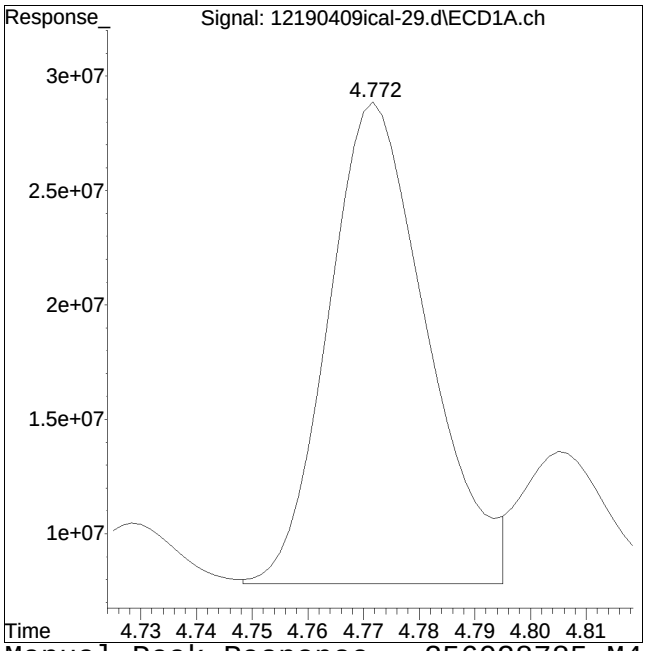

Original Peak Response = 267913902 Manual Peak Response = 256028785 M4
M4 = Poor automated baseline construction.

Manual Integration Report

Data Path	: I:\Pest12\190409ical\	QMethod	: P12_pcb_04-09-19_ICAL_ug
Data File	: 12190409ical-29.d	Operator	: Pest12:kb
Date Inj'd	: 4/9/2019 10:01 am	Instrument	: Pest 12
Sample	: il31660,42e,,8999	Quant Date	: 4/9/2019 2:35 pm

Compound #61: 1260-2 #2

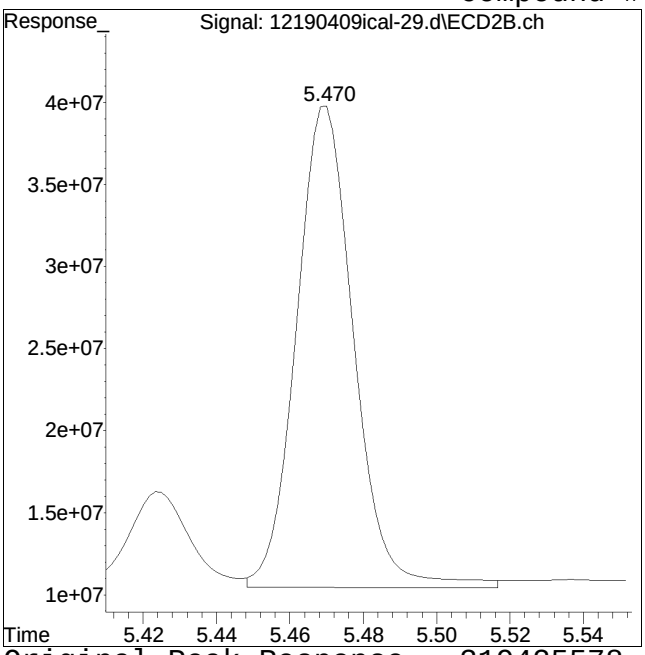

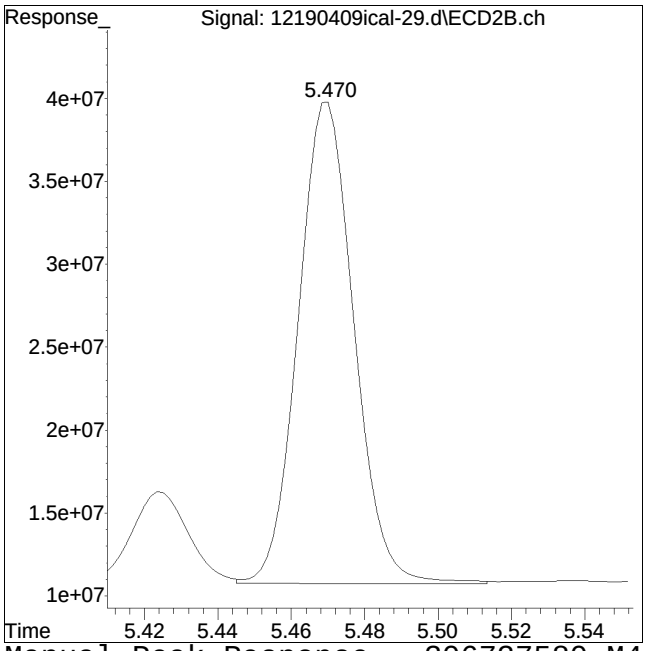

Original Peak Response = 319425578 Manual Peak Response = 306737580 M4
M4 = Poor automated baseline construction.

Manual Integration Report

Data Path	: I:\Pest12\190409ical\	QMethod	: P12_pcb_04-09-19_ICAL_ug
Data File	: 12190409ical-29.d	Operator	: Pest12:kb
Date Inj'd	: 4/9/2019 10:01 am	Instrument	: Pest 12
Sample	: il31660,42e,,8999	Quant Date	: 4/9/2019 2:35 pm

Compound #11: 1260-3

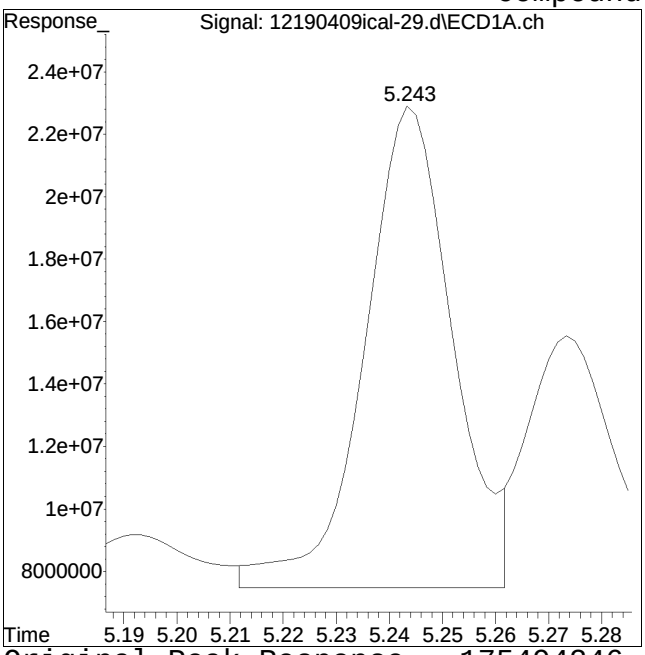

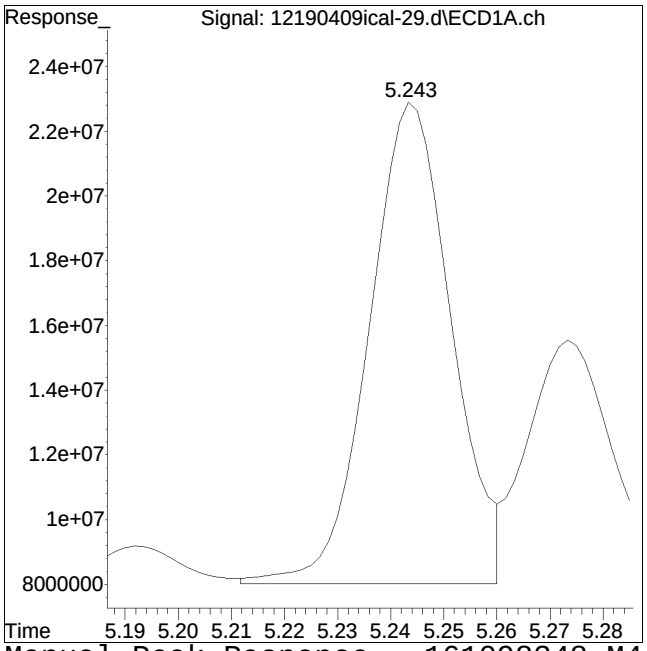

Original Peak Response = 175494246 Manual Peak Response = 161098348 M4
M4 = Poor automated baseline construction.

Manual Integration Report

Data Path	: I:\Pest12\190409ical\	QMethod	: P12_pcb_04-09-19_ICAL_ug
Data File	: 12190409ical-29.d	Operator	: Pest12:kb
Date Inj'd	: 4/9/2019 10:01 am	Instrument	: Pest 12
Sample	: il31660,42e,,8999	Quant Date	: 4/9/2019 2:35 pm

Compound #12: 1260-4

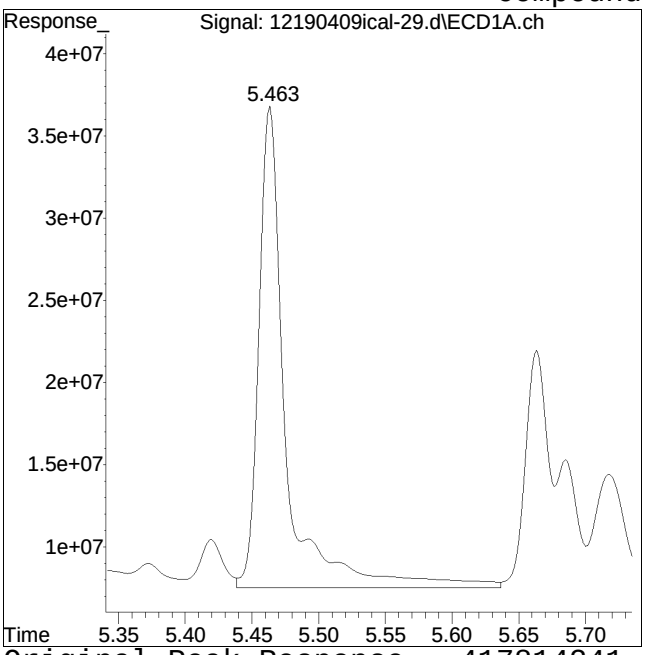

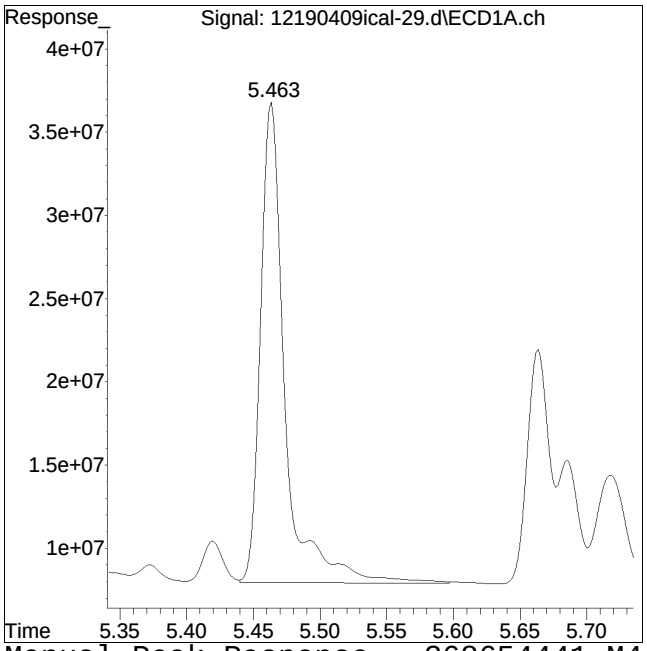

Original Peak Response = 417814241 Manual Peak Response = 368654441 M4
M4 = Poor automated baseline construction.

Manual Integration Report

Data Path	: I:\Pest12\190409ical\	QMethod	: P12_pcb_04-09-19_ICAL_ug
Data File	: 12190409ical-29.d	Operator	: Pest12:kb
Date Inj'd	: 4/9/2019 10:01 am	Instrument	: Pest 12
Sample	: il31660,42e,,8999	Quant Date	: 4/9/2019 2:35 pm

Compound #13: 1260-5

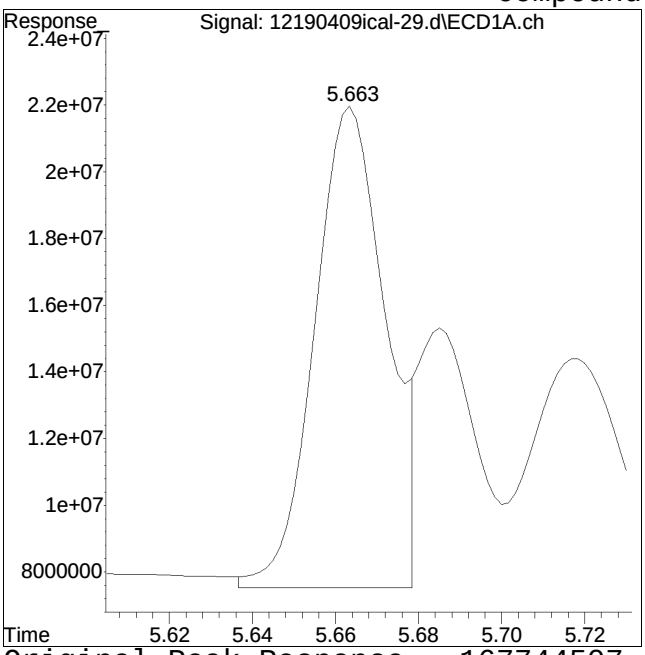

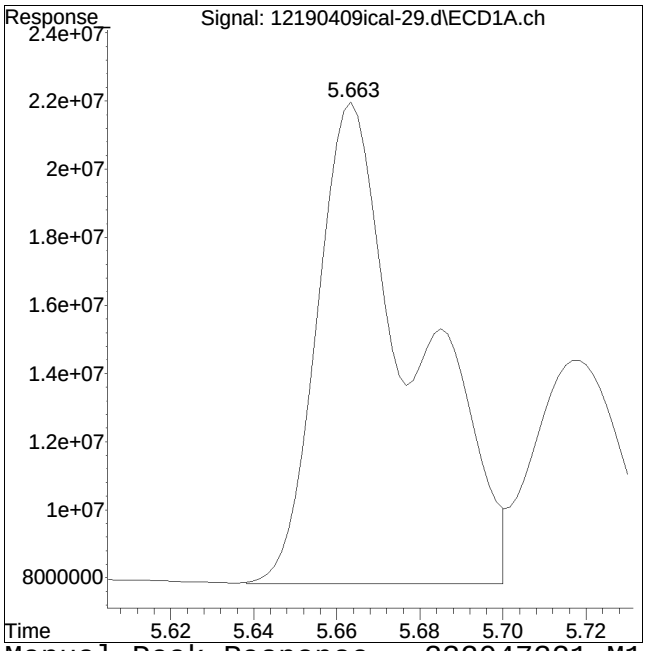

Original Peak Response = 167744507 Manual Peak Response = 232047321 M1
M1 = Split or tailing peak, auto integration stopped early resulting in false low area count.

Quantitation Report (QT Reviewed)

Data Path : I:\Pest12\190409ical\
Data File : 12190409ical-30.d
Signal(s) : Signal #1: ECD1A.ch Signal #2: ECD2B.ch
Acq On : 9 Apr 2019 10:14 am
Operator : Pest12:kb
Sample : il41660,42e,,8998
Misc : wg1224428,
ALS Vial : 29 Sample Multiplier: 1

Integration File signal 1: events1.e
Integration File signal 2: events2.e
Quant Time: Apr 09 14:24:04 2019
Quant Method : I:\Pest12\190409ical\P12_pcb_04-09-19_ICAL_ugL_.m
Quant Title : pcb
QLast Update : Tue Apr 09 14:22:24 2019
Response via : Initial Calibration
Integrator: ChemStation

Volume Inj. :
Signal #1 Phase : Signal #2 Phase:
Signal #1 Info : Signal #2 Info :

Sub List : Default - All compounds listed

	Compound	RT#1	RT#2	Resp#1	Resp#2	ug/l	ug/l
	Internal Standards						
1) i	1660_1br2nb	1.964	2.163	839.6E6	1246.7E6	250.000	250.000
14) i	2154_1br2nb	0.000	0.000	0	0	N.D. d	N.D. d
23) i	4268_1br2nb	0.000	0.000	0	0	N.D. d	N.D. d
34) i	1248_1br2nb	0.000	0.000	0	0	N.D. d	N.D. d
40) i	3262_1br2nb	0.000	0.000	0	0	N.D. d	N.D. d
	System Monitoring Compounds						
2) s	2,4,5,6-Tetr	2.420	2.784	547.8E6	916.8E6	NoCal M3	NoCal
Spiked Amount	500.000	Range	30 - 150	Recovery	=	0.00%#	0.00%#
3) s	Decachlorobi	6.401	7.178	629.7E6	696.9E6	NoCal	NoCal
Spiked Amount	500.000	Range	30 - 150	Recovery	=	0.00%#	0.00%#
	Target Compounds						
4) l1	1016-1	2.645	3.145	158.1E6	260.8E6	NoCal	NoCal
5) l1	1016-2	2.877	3.464	319.5E6	569.2E6	NoCal	NoCal
6) l1	1016-3	3.203	3.850	625.6E6	1122.5E6	NoCal	NoCal M1
7) l1	1016-4	3.298	3.964	277.4E6	435.0E6	NoCal	NoCal
8) l1	1016-5	3.604	4.350	306.9E6	354.5E6	NoCal	NoCal
Sum	1016-1			0	0	N.D.	N.D.
Average	1016-1					0.000	0.000
9) l2	1260-1	4.560	5.323	403.6E6	567.5E6	NoCal	NoCal
10) l2	1260-2	4.771	5.468	557.2E6	638.3E6	NoCal	NoCal
11) l2	1260-3	5.242	5.996	367.2E6	482.9E6	NoCal	NoCal
12) l2	1260-4	5.461	6.159	878.7E6	956.5E6	NoCal	NoCal
13) l2	1260-5	5.660	6.410	513.4E6	633.7E6	NoCal M1	NoCal
Sum	1260-1			0	0	N.D.	N.D.
Average	1260-1					0.000	0.000
15) l3	1221-1	0.000	0.000	0	0	N.D. d	N.D. d
16) l3	1221-2	0.000	0.000	0	0	N.D. d	N.D. d
17) l3	1221-3	0.000	0.000	0	0	N.D. d	N.D. d

Quantitation Report (QT Reviewed)

Data Path : I:\Pest12\190409ical\
Data File : 12190409ical-30.d
Signal(s) : Signal #1: ECD1A.ch Signal #2: ECD2B.ch
Acq On : 9 Apr 2019 10:14 am
Operator : Pest12:kb
Sample : il41660,42e,,8998
Misc : wg1224428,
ALS Vial : 29 Sample Multiplier: 1

Integration File signal 1: events1.e
Integration File signal 2: events2.e
Quant Time: Apr 09 14:24:04 2019
Quant Method : I:\Pest12\190409ical\P12_pcb_04-09-19_ICAL_ugL_.m
Quant Title : pcb
QLast Update : Tue Apr 09 14:22:24 2019
Response via : Initial Calibration
Integrator: ChemStation

Volume Inj. :
Signal #1 Phase : Signal #2 Phase:
Signal #1 Info : Signal #2 Info :

Sub List : Default - All compounds listed

	Compound	RT#1	RT#2	Resp#1	Resp#2	ug/l	ug/l
Sum	1221-1			0	0	N.D.	N.D.
Average	1221-1					0.000	0.000
18) l4	1254-1	0.000	0.000	0	0	N.D. d	N.D. d
19) l4	1254-2	0.000	0.000	0	0	N.D. d	N.D. d
20) l4	1254-3	0.000	0.000	0	0	N.D. d	N.D. d
21) l4	1254-4	0.000	0.000	0	0	N.D. d	N.D. d
22) l4	1254-5	0.000	0.000	0	0	N.D. d	N.D. d
Sum	1254-1			0	0	N.D.	N.D.
Average	1254-1					0.000	0.000
24) l6	1242-1	0.000	0.000	0	0	N.D. d	N.D. d
25) l6	1242-2	0.000	0.000	0	0	N.D. d	N.D. d
26) l6	1242-3	0.000	0.000	0	0	N.D. d	N.D. d
27) l6	1242-4	0.000	0.000	0	0	N.D. d	N.D. d
28) l6	1242-5	0.000	0.000	0	0	N.D. d	N.D. d
Sum	1242-1			0	0	N.D.	N.D.
Average	1242-1					0.000	0.000
29) l9	1268-1	0.000	0.000	0	0	N.D. d	N.D. d
30) l9	1268-2	0.000	0.000	0	0	N.D. d	N.D. d
31) l9	1268-3	0.000	0.000	0	0	N.D. d	N.D. d
32) l9	1268-4	0.000	0.000	0	0	N.D. d	N.D. d
33) l9	1268-5	0.000	0.000	0	0	N.D. d	N.D. d
Sum	1268-1			0	0	N.D.	N.D.
Average	1268-1					0.000	0.000
35) l7	1248-1	0.000	0.000	0	0	N.D. d	N.D. d
36) l7	1248-2	0.000	0.000	0	0	N.D. d	N.D. d
37) l7	1248-3	0.000	0.000	0	0	N.D. d	N.D. d
38) l7	1248-4	0.000	0.000	0	0	N.D. d	N.D. d
39) l7	1248-5	0.000	0.000	0	0	N.D. d	N.D. d
Sum	1248-1			0	0	N.D.	N.D.

Quantitation Report (QT Reviewed)

Data Path : I:\Pest12\190409ical\
Data File : 12190409ical-30.d
Signal(s) : Signal #1: ECD1A.ch Signal #2: ECD2B.ch
Acq On : 9 Apr 2019 10:14 am
Operator : Pest12:kb
Sample : il41660,42e,,8998
Misc : wg1224428,
ALS Vial : 29 Sample Multiplier: 1

Integration File signal 1: events1.e
Integration File signal 2: events2.e
Quant Time: Apr 09 14:24:04 2019
Quant Method : I:\Pest12\190409ical\P12_pcb_04-09-19_ICAL_ugL_.m
Quant Title : pcb
QLast Update : Tue Apr 09 14:22:24 2019
Response via : Initial Calibration
Integrator: ChemStation

Volume Inj. :
Signal #1 Phase : Signal #2 Phase:
Signal #1 Info : Signal #2 Info :

Sub List : Default - All compounds listed

	Compound	RT#1	RT#2	Resp#1	Resp#2	ug/l	ug/l
Average	1248-1					0.000	0.000
41) l5	1232-1	0.000	0.000	0	0	N.D. d	N.D. d
42) l5	1232-2	0.000	0.000	0	0	N.D. d	N.D. d
43) l5	1232-3	0.000	0.000	0	0	N.D. d	N.D. d
44) l5	1232-4	0.000	0.000	0	0	N.D. d	N.D. d
45) l5	1232-5	0.000	0.000	0	0	N.D. d	N.D. d
Sum	1232-1			0	0	N.D.	N.D.
Average	1232-1					0.000	0.000
46) l8	1262-1	0.000	0.000	0	0	N.D. d	N.D. d
47) l8	1262-2	0.000	0.000	0	0	N.D. d	N.D. d
48) l8	1262-3	0.000	0.000	0	0	N.D. d	N.D. d
49) l8	1262-4	0.000	0.000	0	0	N.D. d	N.D. d
50) l8	1262-5	0.000	0.000	0	0	N.D. d	N.D. d
Sum	1262-1			0	0	N.D.	N.D.
Average	1262-1					0.000	0.000

SemiQuant Compounds - Not Calibrated on this Instrument

Sum	1262-1			0	0	N.D.	N.D.
Average	1262-1					0.000	0.000

(f)=RT Delta > 1/2 Window (D)=Amounts differ by > 40% (m)=manual int.
(#)=Recovery Exceeds Compound Acceptance Limits.
(I,C,F) I=Interference, C=Coelluting Calibration Peak, F=Fails CC Criteria.

Sub List : Default - All compounds listed Reviewed)

Data Path : I:\Pest12\190409ical\
Data File : 12190409ical-30.d
Signal(s) : Signal #1: ECD1A.ch Signal #2: ECD2B.ch
Acq On : 9 Apr 2019 10:14 am
Operator : Pest12:kb
Sample : il41660,42e,,8998
Misc : wg1224428,
ALS Vial : 29 Sample Multiplier: 1

Integration File signal 1: events1.e
Integration File signal 2: events2.e
Quant Time: Apr 09 14:24:04 2019
Quant Method : I:\Pest12\190409ical\P12_pcb_04-09-19_ICAL_ugL_.m
Quant Title : pcb
QLast Update : Tue Apr 09 14:22:24 2019
Response via : Initial Calibration
Integrator: ChemStation

Volume Inj. :
Signal #1 Phase : Signal #2 Phase:
Signal #1 Info : Signal #2 Info :

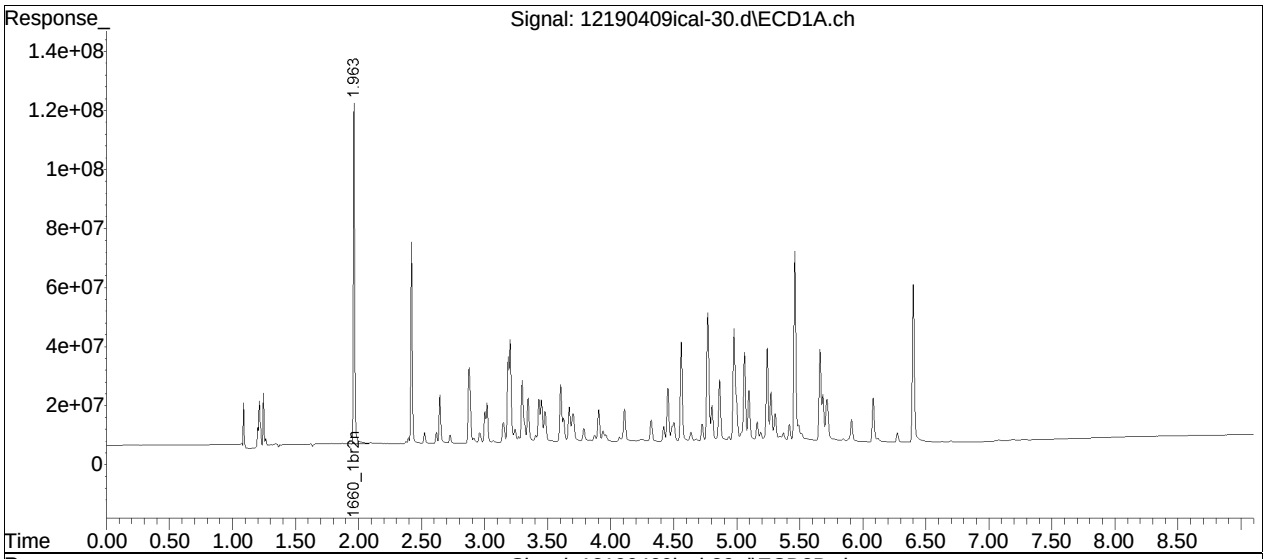

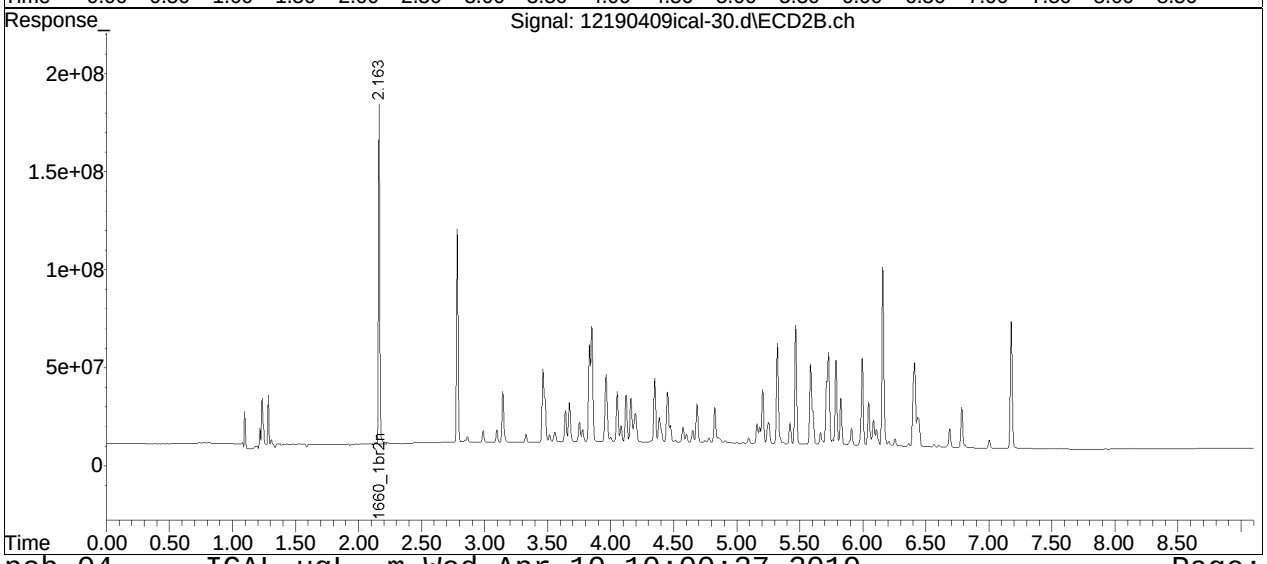

Manual Integration Report

Data Path	: I:\Pest12\190409ical\	QMethod	: P12_pcb_04-09-19_ICAL_ug
Data File	: 12190409ical-30.d	Operator	: Pest12:kb
Date Inj'd	: 4/9/2019 10:14 am	Instrument	: Pest 12
Sample	: il41660,42e,,8998	Quant Date	: 4/9/2019 2:22 pm

Compound #2: 2,4,5,6-Tetrachloro-m-xylene

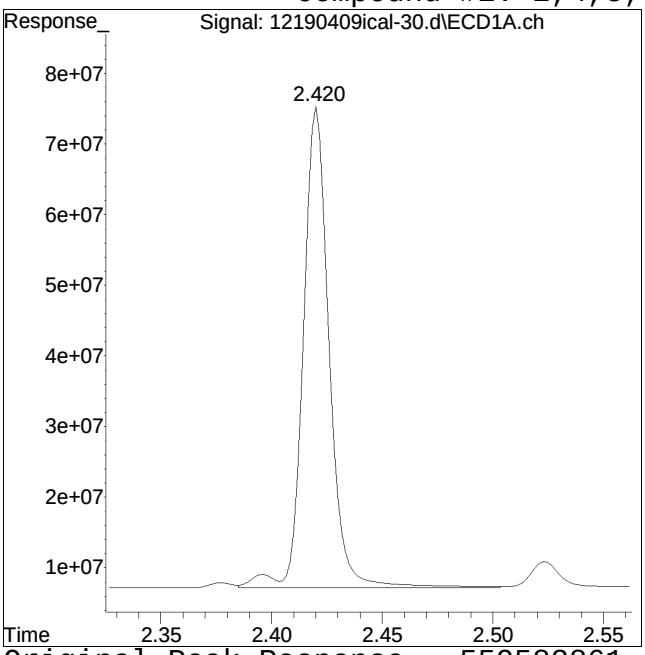

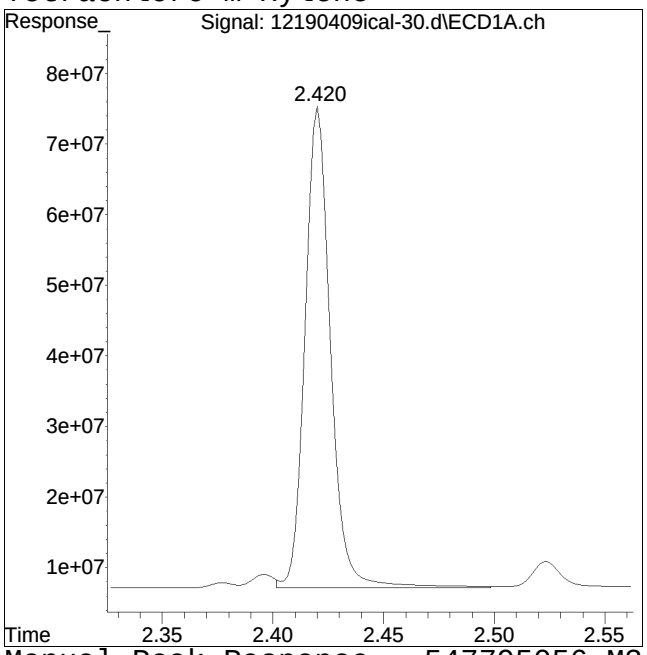

Original Peak Response = 559582861 Manual Peak Response = 547795056 M3
M3 = Misidentification of the peak (i.e. 1,4-dichlorobenzene identified as 1,3-dichlorobenzene), or misidentification from 2 partially resolved peaks not being split.

Manual Integration Report

Data Path	: I:\Pest12\190409ical\	QMethod	: P12_pcb_04-09-19_ICAL_ug
Data File	: 12190409ical-30.d	Operator	: Pest12:kb
Date Inj'd	: 4/9/2019 10:14 am	Instrument	: Pest 12
Sample	: il41660,42e,,8998	Quant Date	: 4/9/2019 2:22 pm

Compound #57: 1016-3 #2

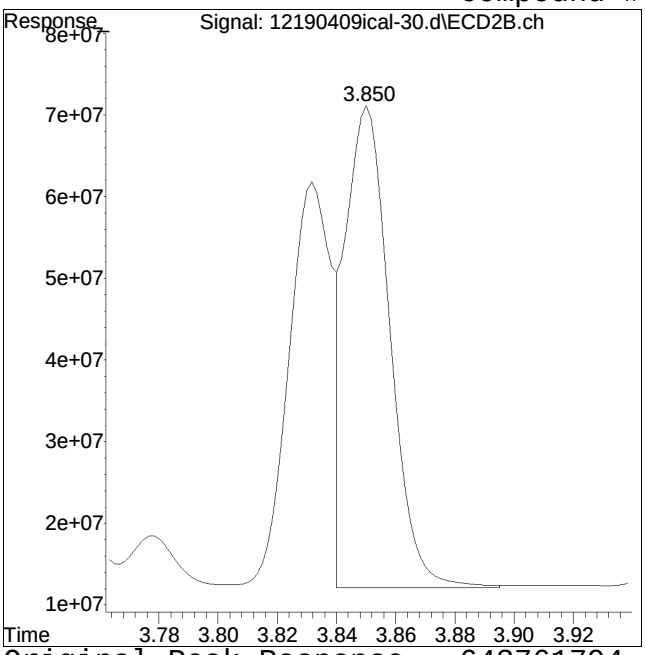

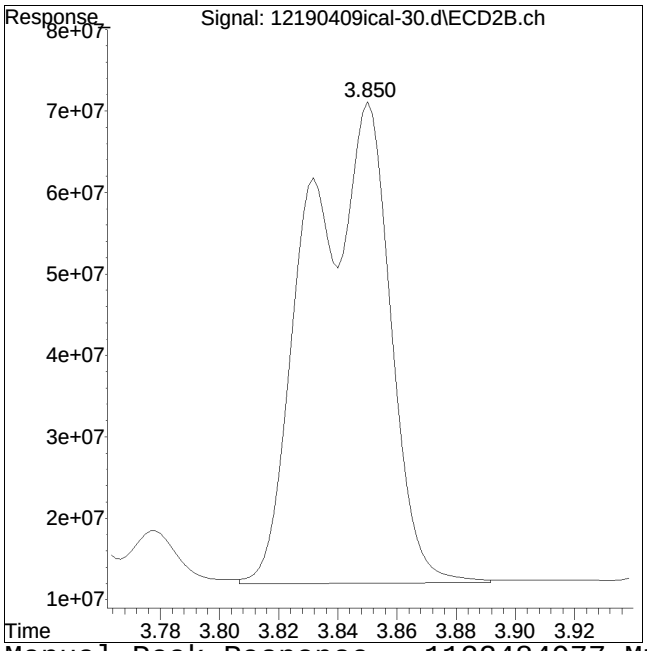

Original Peak Response = 643761794 Manual Peak Response = 1122484977 M1
M1 = Split or tailing peak, auto integration stopped early resulting in false low area count.

Manual Integration Report

Data Path	: I:\Pest12\190409ical\	QMethod	: P12_pcb_04-09-19_ICAL_ug
Data File	: 12190409ical-30.d	Operator	: Pest12:kb
Date Inj'd	: 4/9/2019 10:14 am	Instrument	: Pest 12
Sample	: il41660,42e,,8998	Quant Date	: 4/9/2019 2:22 pm

Compound #13: 1260-5

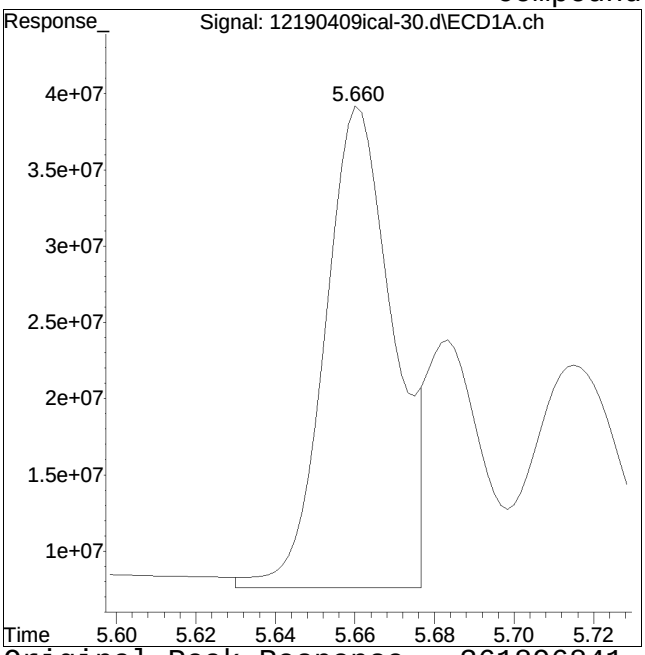

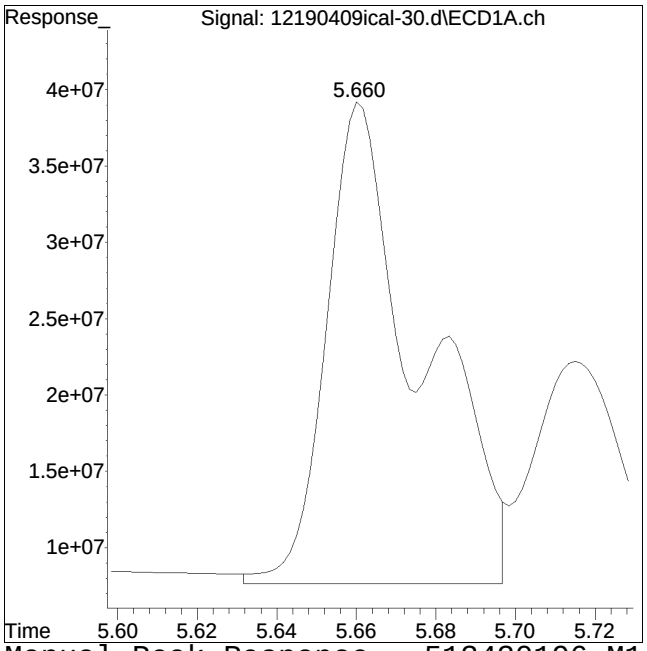

Original Peak Response = 361896841 Manual Peak Response = 513430196 M1
M1 = Split or tailing peak, auto integration stopped early resulting in false low area count.

Quantitation Report (QT Reviewed)

Data Path : I:\Pest12\190409ical\
Data File : 12190409ical-31.d
Signal(s) : Signal #1: ECD1A.ch Signal #2: ECD2B.ch
Acq On : 9 Apr 2019 10:26 am
Operator : Pest12:kb
Sample : il51660,42e,,8997
Misc : wg1224428,
ALS Vial : 30 Sample Multiplier: 1

Integration File signal 1: events1.e
Integration File signal 2: events2.e
Quant Time: Apr 09 14:26:22 2019
Quant Method : I:\Pest12\190409ical\P12_pcb_04-09-19_ICAL_ugL_.m
Quant Title : pcb
QLast Update : Tue Apr 09 14:24:39 2019
Response via : Initial Calibration
Integrator: ChemStation

Volume Inj. :
Signal #1 Phase : Signal #2 Phase:
Signal #1 Info : Signal #2 Info :

Sub List : Default - All compounds listed

	Compound	RT#1	RT#2	Resp#1	Resp#2	ug/l	ug/l
	Internal Standards						
1) i	1660_1br2nb	1.964	2.162	829.4E6	1249.7E6	250.000	250.000M4
14) i	2154_1br2nb	0.000	0.000	0	0	N.D. d	N.D. d
23) i	4268_1br2nb	0.000	0.000	0	0	N.D. d	N.D. d
34) i	1248_1br2nb	0.000	0.000	0	0	N.D. d	N.D. d
40) i	3262_1br2nb	0.000	0.000	0	0	N.D. d	N.D. d
	System Monitoring Compounds						
2) s	2,4,5,6-Tetr	2.419	2.783	1000.6E6	1707.1E6	295.837M3	297.213M4
	Spiked Amount 500.000 Range 30 - 150 Recovery =					59.17%	59.44%
3) s	Decachlorobi	6.398	7.174	1208.0E6	1362.0E6	621.356	623.911
	Spiked Amount 500.000 Range 30 - 150 Recovery =					124.27%	124.78%
	Target Compounds						
4) l1	1016-1	2.644	3.145	287.8E6	473.2E6	4606.763	4525.464
5) l1	1016-2	2.877	3.464	592.4E6	1035.4E6	4691.501	4536.898
6) l1	1016-3	3.202	3.849	1192.1E6	2100.7E6	4821.701	4667.610
7) l1	1016-4	3.298	3.964	522.6E6	898.7E6	4768.036	5153.339
8) l1	1016-5	3.603	4.350	576.5E6	711.3E6	4754.020	5003.950
	Sum 1016-1			3171.5E6	5219.3E6	23642.021	23887.261
	Average 1016-1					4728.404	4777.452
9) l2	1260-1	4.560	5.322	739.9E6	1104.2E6	4639.449	4852.670
10) l2	1260-2	4.769	5.467	1049.3E6	1258.3E6	4765.053	4916.832
11) l2	1260-3	5.241	5.995	688.7E6	946.6E6	4746.135	4889.626
12) l2	1260-4	5.460	6.158	1649.9E6	1863.5E6	4751.586	4858.995
13) l2	1260-5	5.660	6.408	998.8E6	1228.0E6	4922.913	4833.313M3
	Sum 1260-1			5126.7E6	6400.6E6	NoCal	NoCal D
	Average 1260-1					4765.027	4870.287
15) l3	1221-1	0.000	0.000	0	0	N.D. d	N.D. d
16) l3	1221-2	0.000	0.000	0	0	N.D. d	N.D. d

Quantitation Report (QT Reviewed)

Data Path : I:\Pest12\190409ical\
Data File : 12190409ical-31.d
Signal(s) : Signal #1: ECD1A.ch Signal #2: ECD2B.ch
Acq On : 9 Apr 2019 10:26 am
Operator : Pest12:kb
Sample : il51660,42e,,8997
Misc : wg1224428,
ALS Vial : 30 Sample Multiplier: 1

Integration File signal 1: events1.e
Integration File signal 2: events2.e
Quant Time: Apr 09 14:26:22 2019
Quant Method : I:\Pest12\190409ical\P12_pcb_04-09-19_ICAL_ugL_.m
Quant Title : pcb
QLast Update : Tue Apr 09 14:24:39 2019
Response via : Initial Calibration
Integrator: ChemStation

Volume Inj. :
Signal #1 Phase : Signal #2 Phase:
Signal #1 Info : Signal #2 Info :

Sub List : Default - All compounds listed

Compound	RT#1	RT#2	Resp#1	Resp#2	ug/l	ug/l
17) l3 1221-3	0.000	0.000	0	0	N.D. d	N.D. d
Sum 1221-1			0	0	N.D.	N.D.
Average 1221-1					0.000	0.000
18) l4 1254-1	0.000	0.000	0	0	N.D. d	N.D. d
19) l4 1254-2	0.000	0.000	0	0	N.D. d	N.D. d
20) l4 1254-3	0.000	0.000	0	0	N.D. d	N.D. d
21) l4 1254-4	0.000	0.000	0	0	N.D. d	N.D. d
22) l4 1254-5	0.000	0.000	0	0	N.D. d	N.D. d
Sum 1254-1			0	0	N.D.	N.D.
Average 1254-1					0.000	0.000
24) l6 1242-1	0.000	0.000	0	0	N.D. d	N.D. d
25) l6 1242-2	0.000	0.000	0	0	N.D. d	N.D. d
26) l6 1242-3	0.000	0.000	0	0	N.D. d	N.D. d
27) l6 1242-4	0.000	0.000	0	0	N.D. d	N.D. d
28) l6 1242-5	0.000	0.000	0	0	N.D. d	N.D. d
Sum 1242-1			0	0	N.D.	N.D.
Average 1242-1					0.000	0.000
29) l9 1268-1	0.000	0.000	0	0	N.D. d	N.D. d
30) l9 1268-2	0.000	0.000	0	0	N.D. d	N.D. d
31) l9 1268-3	0.000	0.000	0	0	N.D. d	N.D. d
32) l9 1268-4	0.000	0.000	0	0	N.D. d	N.D. d
33) l9 1268-5	0.000	0.000	0	0	N.D. d	N.D. d
Sum 1268-1			0	0	N.D.	N.D.
Average 1268-1					0.000	0.000
35) l7 1248-1	0.000	0.000	0	0	N.D. d	N.D. d
36) l7 1248-2	0.000	0.000	0	0	N.D. d	N.D. d
37) l7 1248-3	0.000	0.000	0	0	N.D. d	N.D. d
38) l7 1248-4	0.000	0.000	0	0	N.D. d	N.D. d
39) l7 1248-5	0.000	0.000	0	0	N.D. d	N.D. d

Quantitation Report (QT Reviewed)

Data Path : I:\Pest12\190409ical\
Data File : 12190409ical-31.d
Signal(s) : Signal #1: ECD1A.ch Signal #2: ECD2B.ch
Acq On : 9 Apr 2019 10:26 am
Operator : Pest12:kb
Sample : il51660,42e,,8997
Misc : wg1224428,
ALS Vial : 30 Sample Multiplier: 1

Integration File signal 1: events1.e
Integration File signal 2: events2.e
Quant Time: Apr 09 14:26:22 2019
Quant Method : I:\Pest12\190409ical\P12_pcb_04-09-19_ICAL_ugL_.m
Quant Title : pcb
QLast Update : Tue Apr 09 14:24:39 2019
Response via : Initial Calibration
Integrator: ChemStation

Volume Inj. :
Signal #1 Phase : Signal #2 Phase:
Signal #1 Info : Signal #2 Info :

Sub List : Default - All compounds listed

	Compound	RT#1	RT#2	Resp#1	Resp#2	ug/l	ug/l
Sum	1248-1			0	0	N.D.	N.D.
Average	1248-1					0.000	0.000
41) l5	1232-1	0.000	0.000	0	0	N.D. d	N.D. d
42) l5	1232-2	0.000	0.000	0	0	N.D. d	N.D. d
43) l5	1232-3	0.000	0.000	0	0	N.D. d	N.D. d
44) l5	1232-4	0.000	0.000	0	0	N.D. d	N.D. d
45) l5	1232-5	0.000	0.000	0	0	N.D. d	N.D. d
Sum	1232-1			0	0	N.D.	N.D.
Average	1232-1					0.000	0.000
46) l8	1262-1	0.000	0.000	0	0	N.D. d	N.D. d
47) l8	1262-2	0.000	0.000	0	0	N.D. d	N.D. d
48) l8	1262-3	0.000	0.000	0	0	N.D. d	N.D. d
49) l8	1262-4	0.000	0.000	0	0	N.D. d	N.D. d
50) l8	1262-5	0.000	0.000	0	0	N.D. d	N.D. d
Sum	1262-1			0	0	N.D.	N.D.
Average	1262-1					0.000	0.000

SemiQuant Compounds - Not Calibrated on this Instrument

Sum	1262-1			0	0	N.D.	N.D.
Average	1262-1					0.000	0.000

(f)=RT Delta > 1/2 Window (D)=Amounts differ by > 40% (m)=manual int.
(#)=Recovery Exceeds Compound Acceptance Limits.
(I,C,F) I=Interference, C=Coelluting Calibration Peak, F=Fails CC Criteria.

Sub List : Default - All compounds listed Reviewed)

Data Path : I:\Pest12\190409ical\
Data File : 12190409ical-31.d
Signal(s) : Signal #1: ECD1A.ch Signal #2: ECD2B.ch
Acq On : 9 Apr 2019 10:26 am
Operator : Pest12:kb
Sample : il51660,42e,,8997
Misc : wg1224428,
ALS Vial : 30 Sample Multiplier: 1

Integration File signal 1: events1.e
Integration File signal 2: events2.e
Quant Time: Apr 09 14:26:22 2019
Quant Method : I:\Pest12\190409ical\P12_pcb_04-09-19_ICAL_ugL_.m
Quant Title : pcb
QLast Update : Tue Apr 09 14:24:39 2019
Response via : Initial Calibration
Integrator: ChemStation

Volume Inj. :
Signal #1 Phase : Signal #2 Phase:
Signal #1 Info : Signal #2 Info :

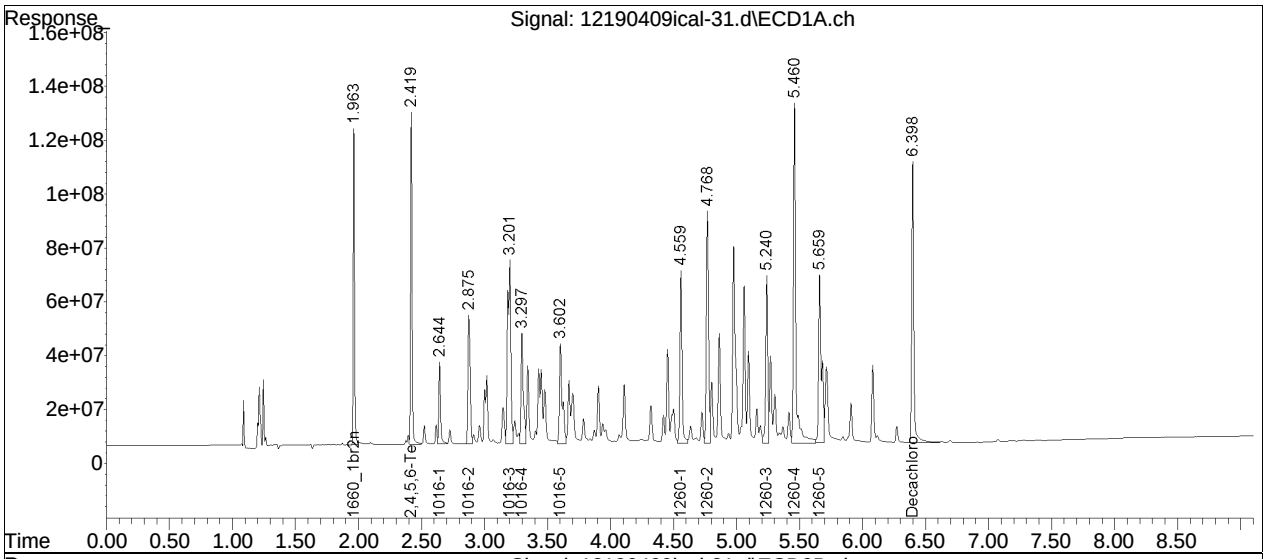

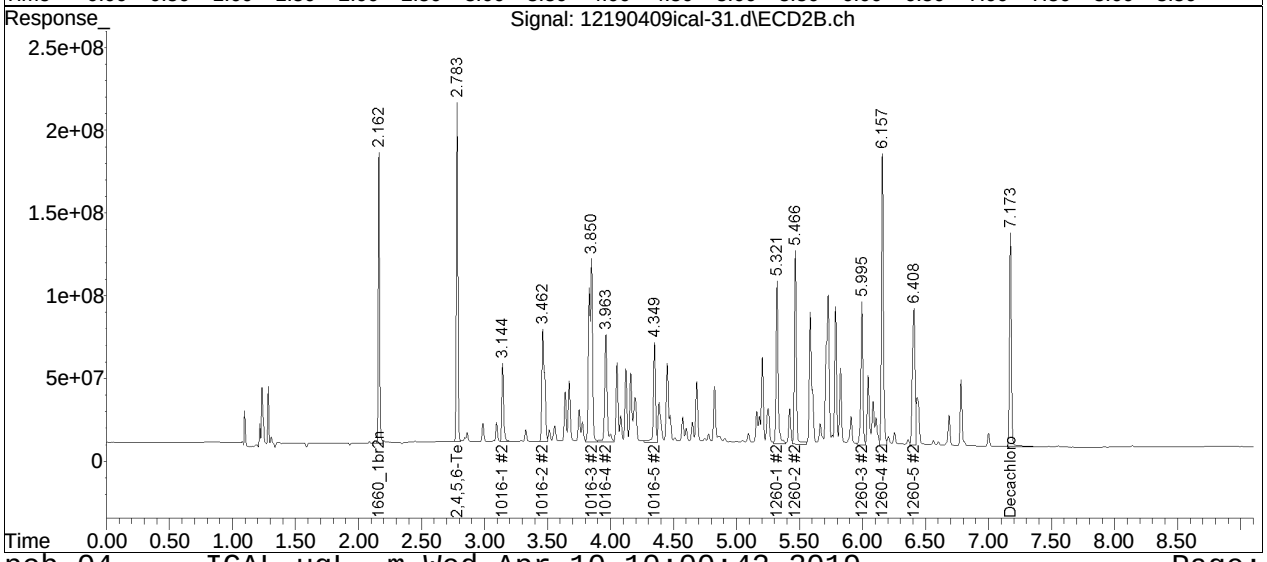

Manual Integration Report

Data Path	: I:\Pest12\190409ical\	QMethod	: P12_pcb_04-09-19_ICAL_ug
Data File	: 12190409ical-31.d	Operator	: Pest12:kb
Date Inj'd	: 4/9/2019 10:26 am	Instrument	: Pest 12
Sample	: il51660,42e,,8997	Quant Date	: 4/9/2019 2:24 pm

Compound #52: 1660_1br2nb #2

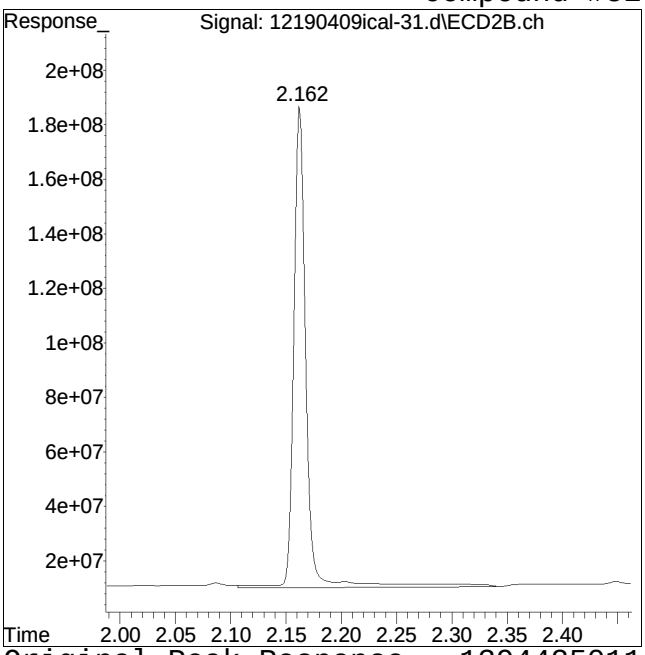

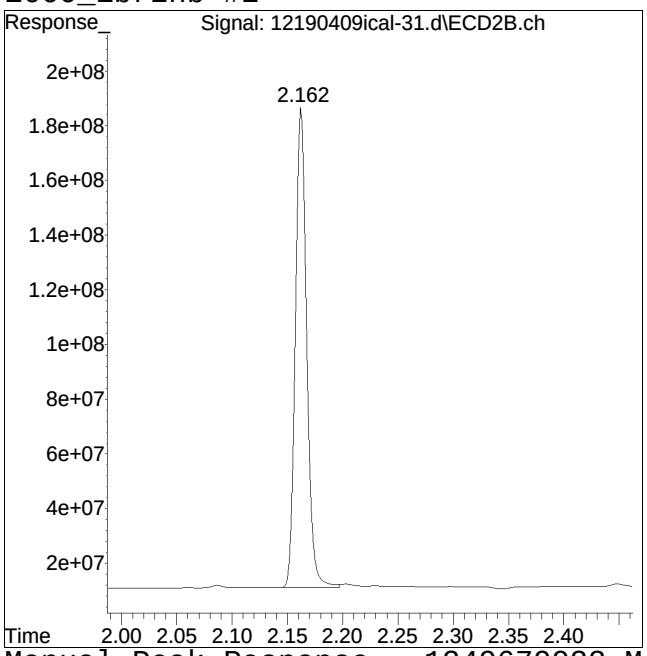

Original Peak Response = 1394425011 Manual Peak Response = 1249679922 M4
M4 = Poor automated baseline construction.

Manual Integration Report

Data Path	: I:\Pest12\190409ical\	QMethod	: P12_pcb_04-09-19_ICAL_ug
Data File	: 12190409ical-31.d	Operator	: Pest12:kb
Date Inj'd	: 4/9/2019 10:26 am	Instrument	: Pest 12
Sample	: il51660,42e,,8997	Quant Date	: 4/9/2019 2:24 pm

Compound #2: 2,4,5,6-Tetrachloro-m-xylene

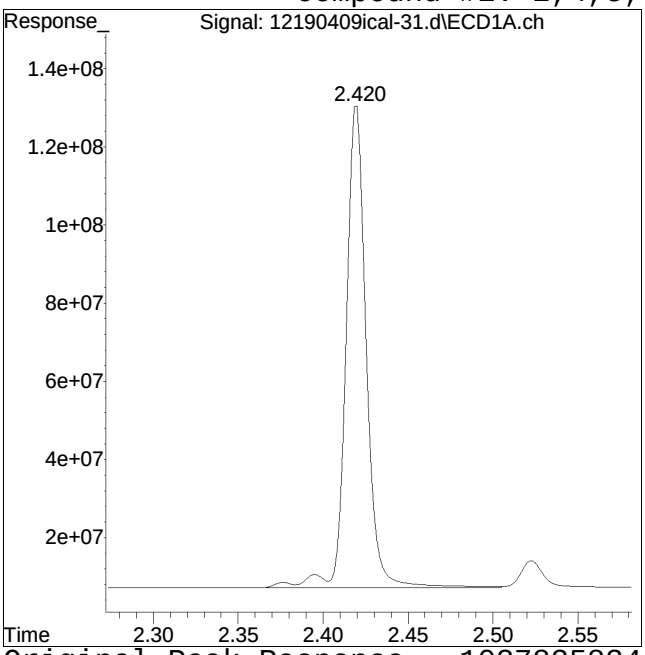

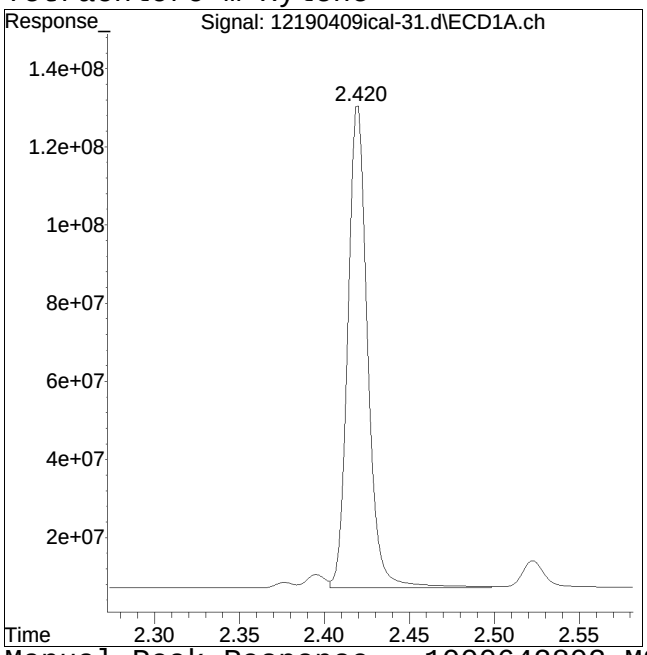

Original Peak Response = 1037825834 Manual Peak Response = 1000642802 M3
M3 = Misidentification of the peak (i.e. 1,4-dichlorobenzene identified as 1,3-dichlorobenzene), or misidentification from 2 partially resolved peaks not being split.

Manual Integration Report

Data Path	: I:\Pest12\190409ical\	QMethod	: P12_pcb_04-09-19_ICAL_ug
Data File	: 12190409ical-31.d	Operator	: Pest12:kb
Date Inj'd	: 4/9/2019 10:26 am	Instrument	: Pest 12
Sample	: il51660,42e,,8997	Quant Date	: 4/9/2019 2:24 pm

Compound #53: 2,4,5,6-Tetrachloro-m-xylene #2

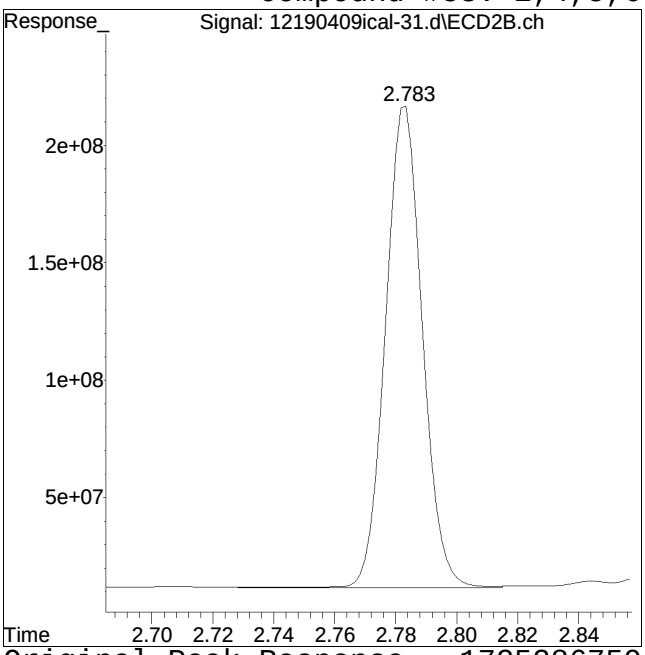

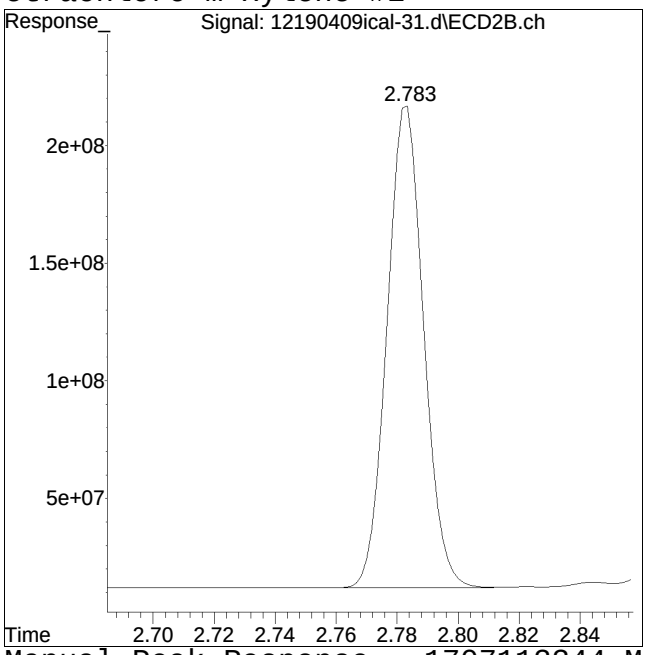

Original Peak Response = 1725286759 Manual Peak Response = 1707113344 M4
M4 = Poor automated baseline construction.

Manual Integration Report

Data Path	: I:\Pest12\190409ical\	QMethod	: P12_pcb_04-09-19_ICAL_ug
Data File	: 12190409ical-31.d	Operator	: Pest12:kb
Date Inj'd	: 4/9/2019 10:26 am	Instrument	: Pest 12
Sample	: il51660,42e,,8997	Quant Date	: 4/9/2019 2:24 pm

Compound #64: 1260-5 #2

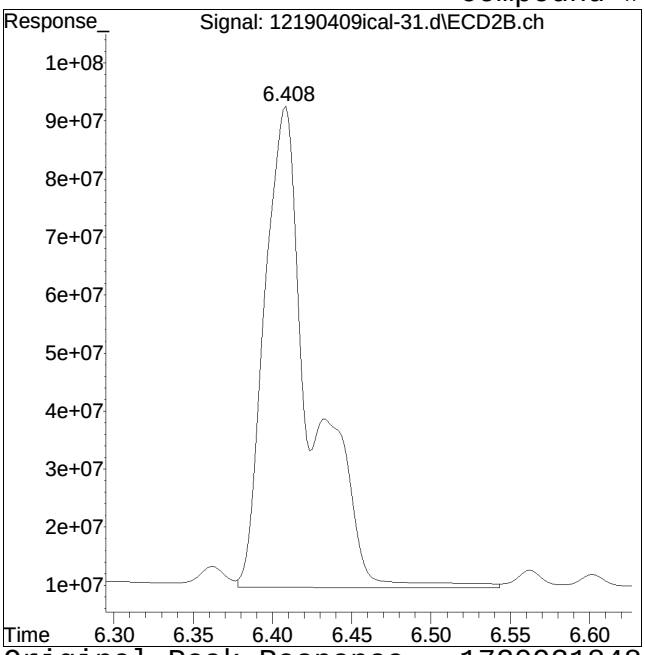

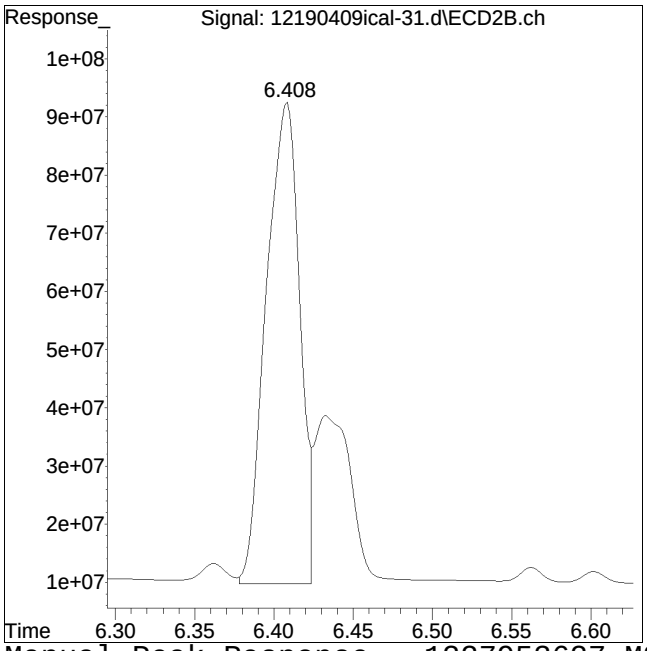

Original Peak Response = 1720931848 Manual Peak Response = 1227953627 M3
M3 = Misidentification of the peak (i.e. 1,4-dichlorobenzene identified as 1,3-dichlorobenzene), or misidentification from 2 partially resolved peaks not being split.

Quantitation Report (QT Reviewed)

Data Path : I:\Pest12\190409ical\
Data File : 12190409ical-32.d
Signal(s) : Signal #1: ECD1A.ch Signal #2: ECD2B.ch
Acq On : 9 Apr 2019 10:39 am
Operator : Pest12:kb
Sample : il61660,42e,,8996
Misc : wg1224428,
ALS Vial : 31 Sample Multiplier: 1

Integration File signal 1: events1.e
Integration File signal 2: events2.e
Quant Time: Apr 09 14:28:03 2019
Quant Method : I:\Pest12\190409ical\P12_pcb_04-09-19_ICAL_ugL_.m
Quant Title : pcb
QLast Update : Tue Apr 09 14:26:38 2019
Response via : Initial Calibration
Integrator: ChemStation

Volume Inj. :
Signal #1 Phase : Signal #2 Phase:
Signal #1 Info : Signal #2 Info :

Sub List : Default - All compounds listed

	Compound	RT#1	RT#2	Resp#1	Resp#2	ug/l	ug/l
	Internal Standards						
1) i	1660_1br2nb	1.963	2.162	845.6E6	1233.4E6	250.000	250.000
14) i	2154_1br2nb	0.000	0.000	0	0	N.D. d	N.D. d
23) i	4268_1br2nb	0.000	0.000	0	0	N.D. d	N.D. d
34) i	1248_1br2nb	0.000	0.000	0	0	N.D. d	N.D. d
40) i	3262_1br2nb	0.000	0.000	0	0	N.D. d	N.D. d
	System Monitoring Compounds						
2) s	2,4,5,6-Tetr	2.419	2.783	1980.0E6	3269.2E6	596.703M3	597.995
Spiked Amount		500.000	Range 30 - 150		Recovery =	119.34%	119.60%
3) s	Decachlorobi	6.398	7.173	2308.0E6	2589.5E6	1181.648	1217.203
Spiked Amount		500.000	Range 30 - 150		Recovery =	236.33%#	243.44%#
	Target Compounds						
4) l1	1016-1	2.644	3.144	511.0E6	834.3E6	8350.782	8486.215
5) l1	1016-2	2.876	3.463	1082.9E6	1865.3E6	8679.628	8683.590
6) l1	1016-3	3.201	3.849	2214.0E6	3833.2E6	8942.833	8926.676M1
7) l1	1016-4	3.297	3.963	1013.9E6	1480.9E6	9288.252	8473.541
8) l1	1016-5	3.602	4.350	1048.4E6	1207.6E6	8693.070M1	8604.180
Sum	1016-1			5870.1E6	9221.2E6	43954.565	43174.202
Average	1016-1					8790.913	8634.840
9) l2	1260-1	4.559	5.323	1386.0E6	1979.0E6	8843.402	8943.871
10) l2	1260-2	4.769	5.468	1971.9E6	2323.5E6	8994.736	9276.014
11) l2	1260-3	5.240	5.995	1293.1E6	1761.3E6	8968.102	9320.572
12) l2	1260-4	5.460	6.158	3101.0E6	3519.2E6	8982.614	9430.600
13) l2	1260-5	5.660	6.409	1890.7E6	2320.2E6	9211.330	9410.164
Sum	1260-1			9642.7E6	11903.2E6	NoCal	NoCal D
Average	1260-1					9000.037	9276.244
15) l3	1221-1	0.000	0.000	0	0	N.D. d	N.D. d
16) l3	1221-2	0.000	0.000	0	0	N.D. d	N.D. d
17) l3	1221-3	0.000	0.000	0	0	N.D. d	N.D. d

Quantitation Report (QT Reviewed)

Data Path : I:\Pest12\190409ical\
Data File : 12190409ical-32.d
Signal(s) : Signal #1: ECD1A.ch Signal #2: ECD2B.ch
Acq On : 9 Apr 2019 10:39 am
Operator : Pest12:kb
Sample : il61660,42e,,8996
Misc : wg1224428,
ALS Vial : 31 Sample Multiplier: 1

Integration File signal 1: events1.e
Integration File signal 2: events2.e
Quant Time: Apr 09 14:28:03 2019
Quant Method : I:\Pest12\190409ical\P12_pcb_04-09-19_ICAL_ugL_.m
Quant Title : pcb
QLast Update : Tue Apr 09 14:26:38 2019
Response via : Initial Calibration
Integrator: ChemStation

Volume Inj. :
Signal #1 Phase : Signal #2 Phase:
Signal #1 Info : Signal #2 Info :

Sub List : Default - All compounds listed

	Compound	RT#1	RT#2	Resp#1	Resp#2	ug/l	ug/l
Sum	1221-1			0	0	N.D.	N.D.
Average	1221-1					0.000	0.000
18) l4	1254-1	0.000	0.000	0	0	N.D. d	N.D. d
19) l4	1254-2	0.000	0.000	0	0	N.D. d	N.D. d
20) l4	1254-3	0.000	0.000	0	0	N.D. d	N.D. d
21) l4	1254-4	0.000	0.000	0	0	N.D. d	N.D. d
22) l4	1254-5	0.000	0.000	0	0	N.D. d	N.D. d
Sum	1254-1			0	0	N.D.	N.D.
Average	1254-1					0.000	0.000
24) l6	1242-1	0.000	0.000	0	0	N.D. d	N.D. d
25) l6	1242-2	0.000	0.000	0	0	N.D. d	N.D. d
26) l6	1242-3	0.000	0.000	0	0	N.D. d	N.D. d
27) l6	1242-4	0.000	0.000	0	0	N.D. d	N.D. d
28) l6	1242-5	0.000	0.000	0	0	N.D. d	N.D. d
Sum	1242-1			0	0	N.D.	N.D.
Average	1242-1					0.000	0.000
29) l9	1268-1	0.000	0.000	0	0	N.D. d	N.D. d
30) l9	1268-2	0.000	0.000	0	0	N.D. d	N.D. d
31) l9	1268-3	0.000	0.000	0	0	N.D. d	N.D. d
32) l9	1268-4	0.000	0.000	0	0	N.D. d	N.D. d
33) l9	1268-5	0.000	0.000	0	0	N.D. d	N.D. d
Sum	1268-1			0	0	N.D.	N.D.
Average	1268-1					0.000	0.000
35) l7	1248-1	0.000	0.000	0	0	N.D. d	N.D. d
36) l7	1248-2	0.000	0.000	0	0	N.D. d	N.D. d
37) l7	1248-3	0.000	0.000	0	0	N.D. d	N.D. d
38) l7	1248-4	0.000	0.000	0	0	N.D. d	N.D. d
39) l7	1248-5	0.000	0.000	0	0	N.D. d	N.D. d
Sum	1248-1			0	0	N.D.	N.D.

Quantitation Report (QT Reviewed)

Data Path : I:\Pest12\190409ical\
Data File : 12190409ical-32.d
Signal(s) : Signal #1: ECD1A.ch Signal #2: ECD2B.ch
Acq On : 9 Apr 2019 10:39 am
Operator : Pest12:kb
Sample : il61660,42e,,8996
Misc : wg1224428,
ALS Vial : 31 Sample Multiplier: 1

Integration File signal 1: events1.e
Integration File signal 2: events2.e
Quant Time: Apr 09 14:28:03 2019
Quant Method : I:\Pest12\190409ical\P12_pcb_04-09-19_ICAL_ugL_.m
Quant Title : pcb
QLast Update : Tue Apr 09 14:26:38 2019
Response via : Initial Calibration
Integrator: ChemStation

Volume Inj. :
Signal #1 Phase : Signal #2 Phase:
Signal #1 Info : Signal #2 Info :

Sub List : Default - All compounds listed

Compound	RT#1	RT#2	Resp#1	Resp#2	ug/l	ug/l
Average 1248-1					0.000	0.000
41) l5 1232-1	0.000	0.000	0	0	N.D. d	N.D. d
42) l5 1232-2	0.000	0.000	0	0	N.D. d	N.D. d
43) l5 1232-3	0.000	0.000	0	0	N.D. d	N.D. d
44) l5 1232-4	0.000	0.000	0	0	N.D. d	N.D. d
45) l5 1232-5	0.000	0.000	0	0	N.D. d	N.D. d
Sum 1232-1			0	0	N.D.	N.D.
Average 1232-1					0.000	0.000
46) l8 1262-1	0.000	0.000	0	0	N.D. d	N.D. d
47) l8 1262-2	0.000	0.000	0	0	N.D. d	N.D. d
48) l8 1262-3	0.000	0.000	0	0	N.D. d	N.D. d
49) l8 1262-4	0.000	0.000	0	0	N.D. d	N.D. d
50) l8 1262-5	0.000	0.000	0	0	N.D. d	N.D. d
Sum 1262-1			0	0	N.D.	N.D.
Average 1262-1					0.000	0.000

SemiQuant Compounds - Not Calibrated on this Instrument

Sum 1262-1			0	0	N.D.	N.D.
Average 1262-1					0.000	0.000

(f)=RT Delta > 1/2 Window (D)=Amounts differ by > 40% (m)=manual int.
(#)=Recovery Exceeds Compound Acceptance Limits.
(I,C,F) I=Interference, C=Coelluting Calibration Peak, F=Fails CC Criteria.

Sub List : Default - All compounds listed Reviewed)

Data Path : I:\Pest12\190409ical\
Data File : 12190409ical-32.d
Signal(s) : Signal #1: ECD1A.ch Signal #2: ECD2B.ch
Acq On : 9 Apr 2019 10:39 am
Operator : Pest12:kb
Sample : il61660,42e,,8996
Misc : wg1224428,
ALS Vial : 31 Sample Multiplier: 1

Integration File signal 1: events1.e
Integration File signal 2: events2.e
Quant Time: Apr 09 14:28:03 2019
Quant Method : I:\Pest12\190409ical\P12_pcb_04-09-19_ICAL_ugL_.m
Quant Title : pcb
QLast Update : Tue Apr 09 14:26:38 2019
Response via : Initial Calibration
Integrator: ChemStation

Volume Inj. :
Signal #1 Phase : Signal #2 Phase:
Signal #1 Info : Signal #2 Info :

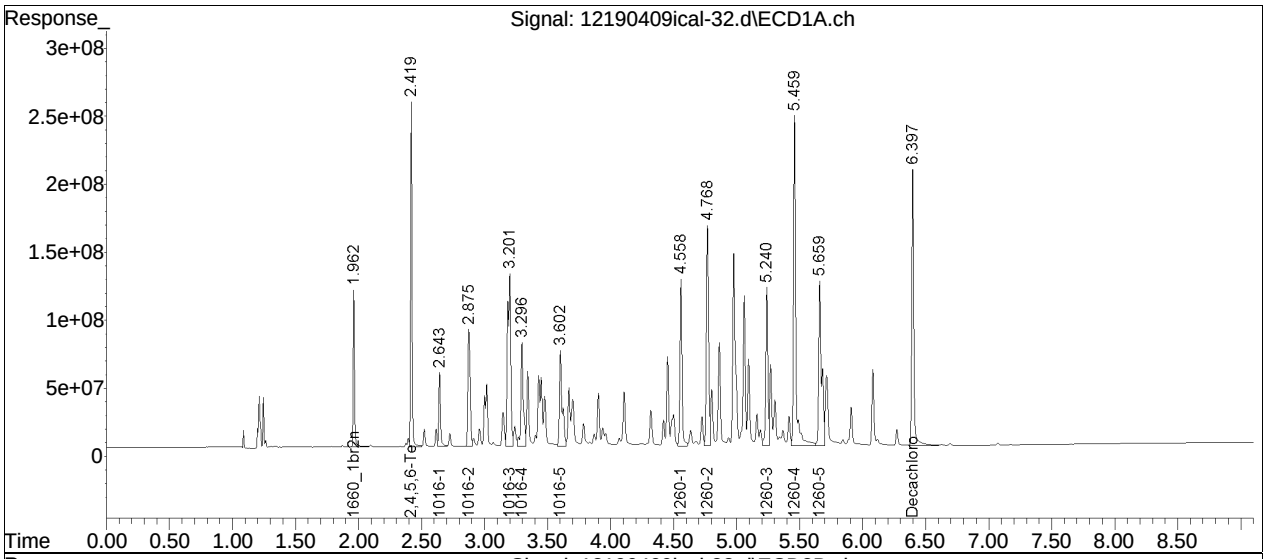

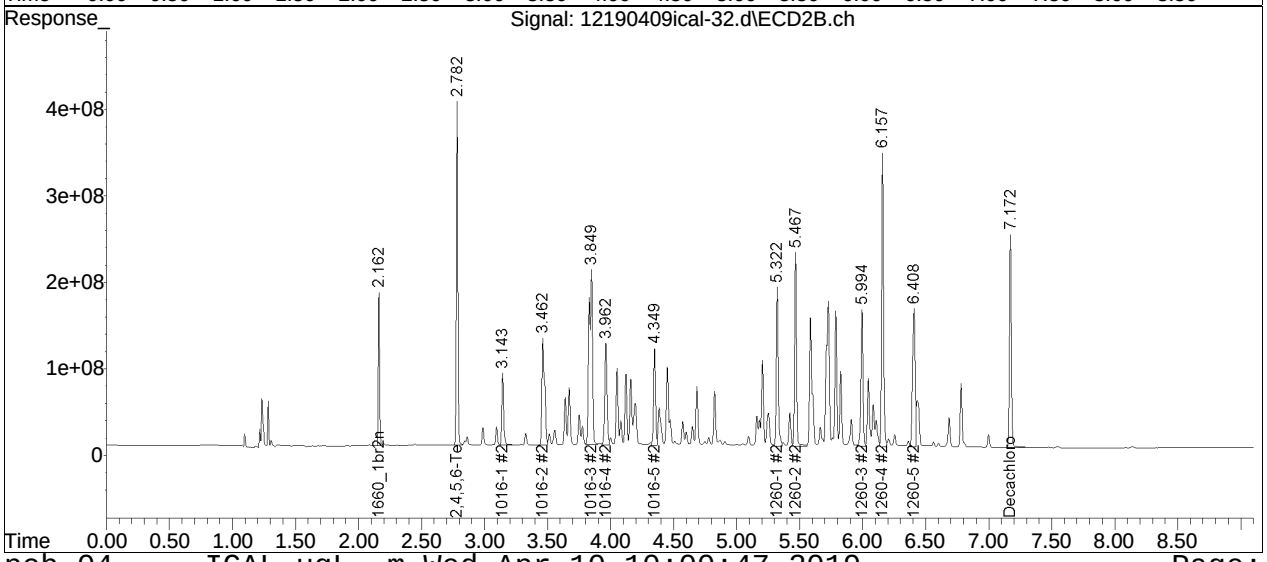

Manual Integration Report

Data Path	: I:\Pest12\190409ical\	QMethod	: P12_pcb_04-09-19_ICAL_ug
Data File	: 12190409ical-32.d	Operator	: Pest12:kb
Date Inj'd	: 4/9/2019 10:39 am	Instrument	: Pest 12
Sample	: il61660,42e,,8996	Quant Date	: 4/9/2019 2:26 pm

Compound #2: 2,4,5,6-Tetrachloro-m-xylene

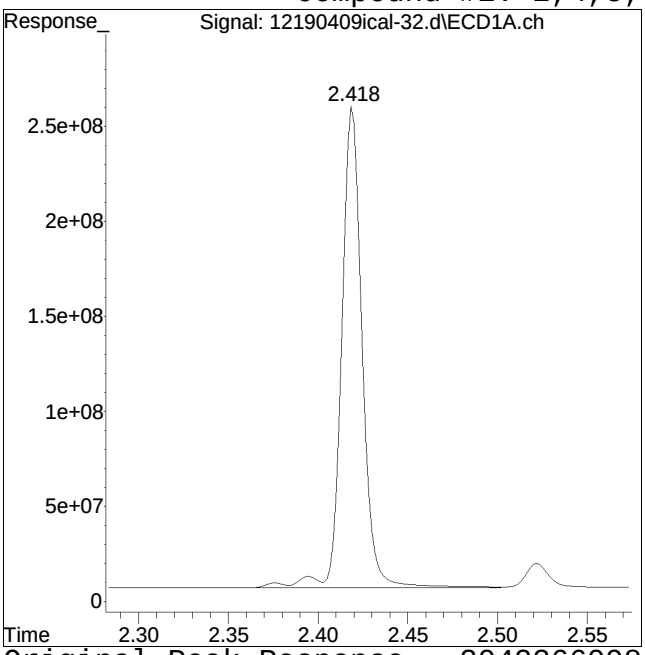

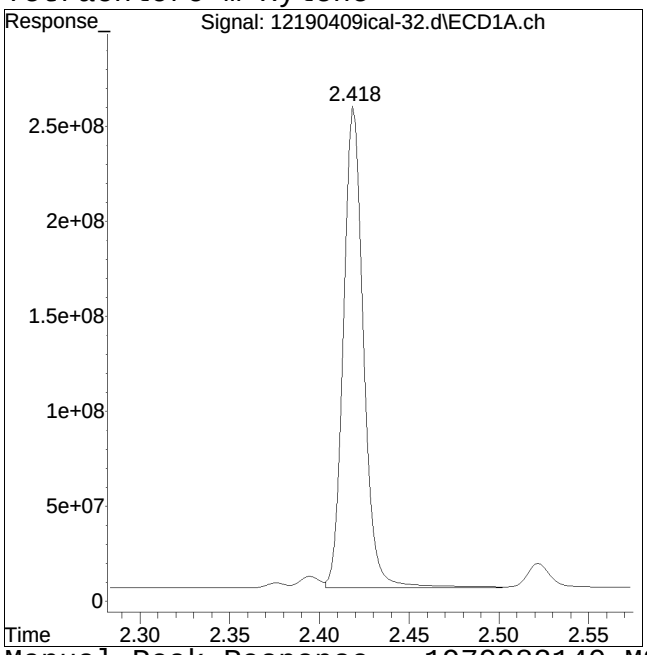

Original Peak Response = 2042266098 Manual Peak Response = 1979982140 M3
M3 = Misidentification of the peak (i.e. 1,4-dichlorobenzene identified as 1,3-dichlorobenzene), or misidentification from 2 partially resolved peaks not being split.

Manual Integration Report

Data Path	: I:\Pest12\190409ical\	QMethod	: P12_pcb_04-09-19_ICAL_ug
Data File	: 12190409ical-32.d	Operator	: Pest12:kb
Date Inj'd	: 4/9/2019 10:39 am	Instrument	: Pest 12
Sample	: il61660,42e,,8996	Quant Date	: 4/9/2019 2:26 pm

Compound #57: 1016-3 #2

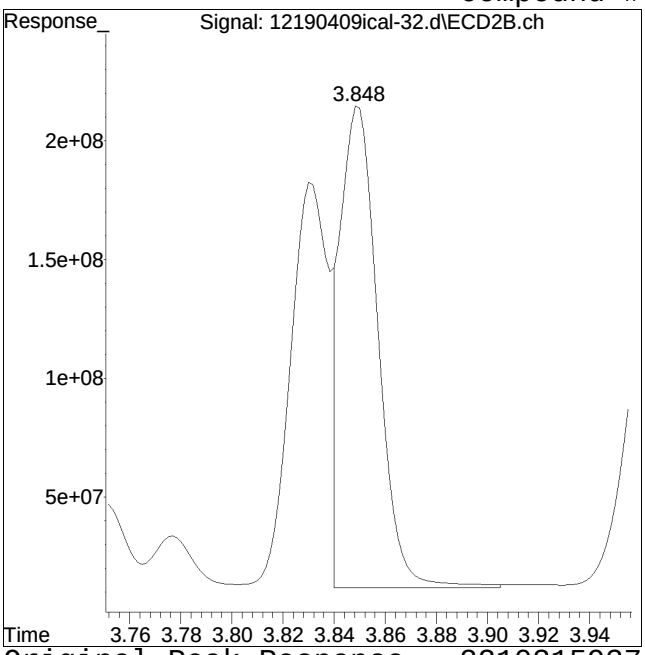

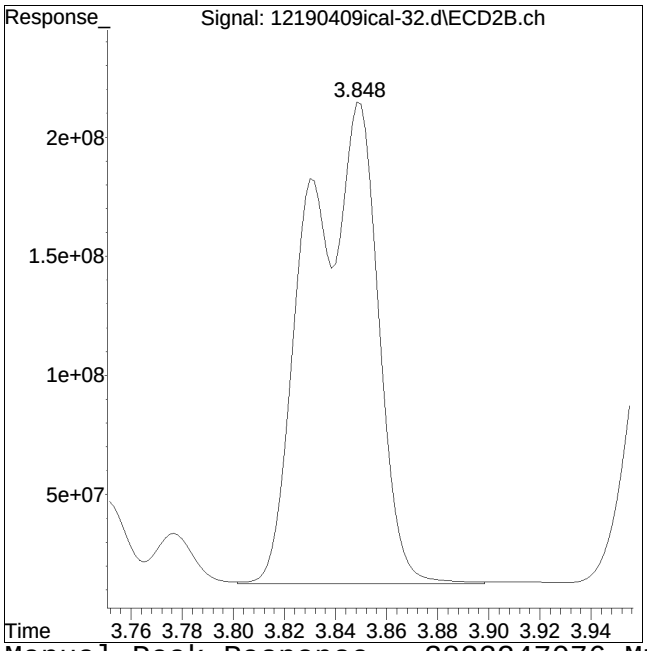

Original Peak Response = 2210315937 Manual Peak Response = 3833247076 M1
M1 = Split or tailing peak, auto integration stopped early resulting in false low area count.

Manual Integration Report

Data Path	: I:\Pest12\190409ical\	QMethod	: P12_pcb_04-09-19_ICAL_ug
Data File	: 12190409ical-32.d	Operator	: Pest12:kb
Date Inj'd	: 4/9/2019 10:39 am	Instrument	: Pest 12
Sample	: il61660,42e,,8996	Quant Date	: 4/9/2019 2:26 pm

Compound #8: 1016-5

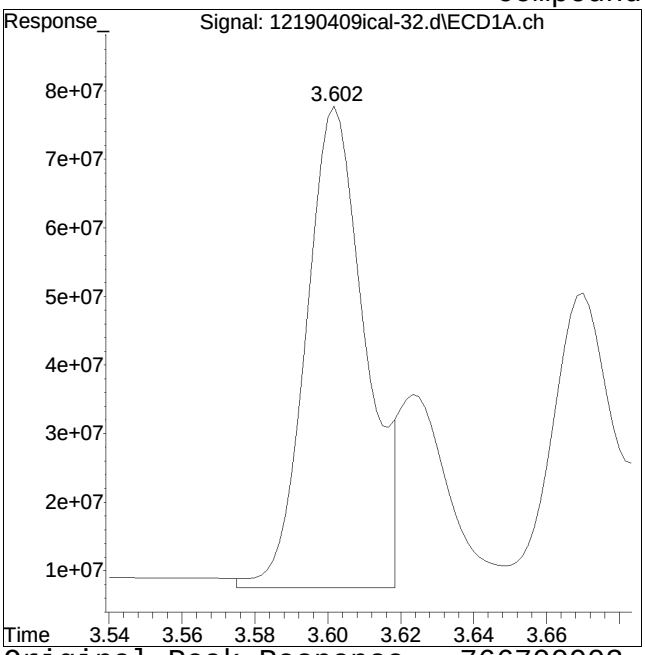

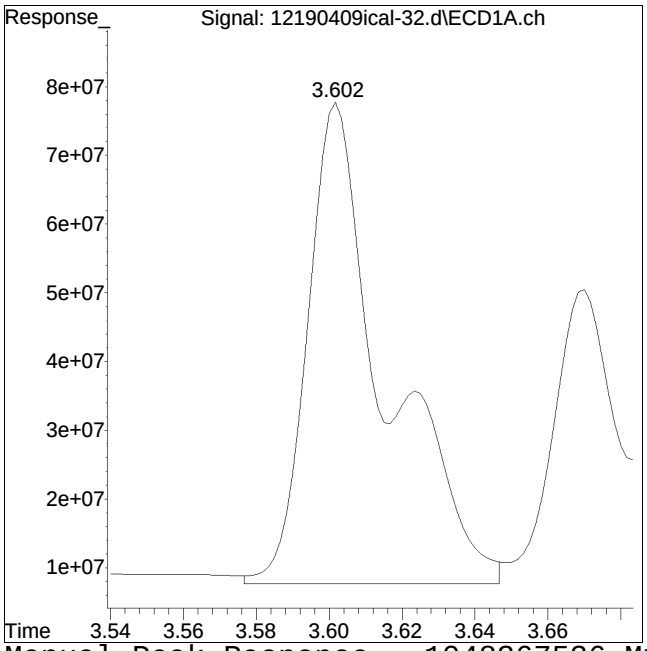

Original Peak Response = 766700903 Manual Peak Response = 1048367536 M1
M1 = Split or tailing peak, auto integration stopped early resulting in false low area count.

Initial Calibration Verification

Evaluate Continuing Calibration Report

Data Path : I:\Pest12\190409ical\
Data File : 12190409ical-33.d
Signal(s) : Signal #1: ECD1A.ch Signal #2: ECD2B.ch
Acq On : 9 Apr 2019 10:51 am
Operator : Pest12:kb
Sample : cicv4268,42e,,9028
Misc : wg1224428,
ALS Vial : 32 Sample Multiplier: 1

Integration File signal 1: events1.e
Integration File signal 2: events2.e
Quant Time: Apr 09 17:08:03 2019
Quant Method : I:\Pest12\190409ical\P12_pcb_04-09-19_ICAL_ugL_.m
Quant Title : pcb
QLast Update : Tue Apr 09 17:00:43 2019
Response via : Initial Calibration
Integrator: ChemStation

Volume Inj. :
Signal #1 Phase : Signal #2 Phase:
Signal #1 Info : Signal #2 Info :

Min. RRF : 0.000 Min. Rel. Area : 50% Max. R.T. Dev 0.50min
Max. RRF Dev : 20% Max. Rel. Area : 150%

		Compound	Amount	Calc.	%Dev	Area%	Dev(Min)
1	i	1660_1br2nb	250.000	250.000	0.0	96	0.00
2	s	2,4,5,6-Tetrachloro-m-xylen	160.000	159.961	0.0	97	0.00
3	s	Decachlorobiphenyl	320.000	535.692	-67.4#	166	0.00
14	i	2154_1br2nb	250.000	250.000	0.0	90	0.00
23	i	4268_1br2nb	250.000	250.000	0.0	90	-0.03
24	l6	1242-1	2500.000	2515.463	-0.6	91	-0.03
25	l6	1242-2	2500.000	2691.389	-7.7	97	-0.04
26	l6	1242-3	2500.000	2598.712	-3.9	95	-0.04
27	l6	1242-4	2500.000	2691.110	-7.6	91	-0.04
28	l6	1242-5	2500.000	2996.750	-19.9	103	-0.04
29	l9	1268-1	2500.000	2541.440	-1.7	92	-0.04
30	l9	1268-2	2500.000	2402.868	3.9	86	-0.04
31	l9	1268-3	2500.000	2884.037	-15.4	103	-0.04
32	l9	1268-4	2500.000	2491.383	0.3	86	-0.04
33	l9	1268-5	2500.000	3129.203	-25.2#	111	-0.04
42	l5	1232-2	2500.000	0.000	100.0#	55	0.01
43	l5	1232-3	2500.000	0.000	100.0#	37	0.00
44	l5	1232-4	2500.000	0.000	100.0#	78	0.03
45	l5	1232-5	2500.000	0.000	100.0#	172	0.02
46	l8	1262-1	2500.000	0.000	100.0#	6	0.06
47	l8	1262-2	2500.000	0.000	100.0#	42	0.03
48	l8	1262-3	2500.000	0.000	100.0#	28	0.07
49	l8	1262-4	2500.000	0.000	100.0#	78	0.08
50	l8	1262-5	2500.000	0.000	100.0#	64	0.08

Signal #2

1	i	1660_1br2nb	250.000	250.000	0.0	102	0.00

Evaluate Continuing Calibration Report

Data Path : I:\Pest12\190409ical\
Data File : 12190409ical-33.d
Signal(s) : Signal #1: ECD1A.ch Signal #2: ECD2B.ch
Acq On : 9 Apr 2019 10:51 am
Operator : Pest12:kb
Sample : cicv4268,42e,,9028
Misc : wg1224428,
ALS Vial : 32 Sample Multiplier: 1

Integration File signal 1: events1.e
Integration File signal 2: events2.e
Quant Time: Apr 09 17:08:03 2019
Quant Method : I:\Pest12\190409ical\P12_pcb_04-09-19_ICAL_ugL_.m
Quant Title : pcb
QLast Update : Tue Apr 09 17:00:43 2019
Response via : Initial Calibration
Integrator: ChemStation

Volume Inj. :
Signal #1 Phase : Signal #2 Phase:
Signal #1 Info : Signal #2 Info :

Min. RRF : 0.000 Min. Rel. Area : 50% Max. R.T. Dev 0.50min
Max. RRF Dev : 20% Max. Rel. Area : 150%

		Compound	Amount	Calc.	%Dev	Area%	Dev(Min)
2	s	2,4,5,6-Tetrachloro-m-xyl	160.000	146.651	8.3	98	0.00
3	s	Decachlorobiphenyl	320.000	483.757	-51.2#	165	0.00
14	i	2154_1br2nb	250.000	250.000	0.0	97	0.00
23	i	4268_1br2nb	250.000	250.000	0.0	105	-0.02
24	l6	1242-1	2500.000	2560.872	-2.4	109	-0.03
25	l6	1242-2	2500.000	2490.909	0.4	105	-0.03
26	l6	1242-3	2500.000	2465.032	1.4	107	-0.03
27	l6	1242-4	2500.000	2471.825	1.1	103	-0.03
28	l6	1242-5	2500.000	2536.153	-1.4	111	-0.03
29	l9	1268-1	2500.000	2398.151	4.1	102	-0.03
30	l9	1268-2	2500.000	2169.754	13.2	90	-0.03
31	l9	1268-3	2500.000	2778.544	-11.1	117	-0.03
32	l9	1268-4	2500.000	2451.826	1.9	101	-0.03
33	l9	1268-5	2500.000	2894.779	-15.8	120	-0.04

Evaluate Continuing Calibration Report - Not Founds

4	l1	1016-1	2500.000	0.000	100.0#	0	-2.65#
5	l1	1016-2	2500.000	0.000	100.0#	0	-2.88#
6	l1	1016-3	2500.000	0.000	100.0#	0	-3.20#
7	l1	1016-4	2500.000	0.000	100.0#	0	-3.30#
8	l1	1016-5	2500.000	0.000	100.0#	0	-3.60#
9	l2	1260-1	2500.000	0.000	100.0#	0	-4.56#
10	l2	1260-2	2500.000	0.000	100.0#	0	-4.77#
11	l2	1260-3	2500.000	0.000	100.0#	0	-5.24#
12	l2	1260-4	2500.000	0.000	100.0#	0	-5.46#
13	l2	1260-5	2500.000	0.000	100.0#	0	-5.66#
15	l3	1221-1	2500.000	0.000	100.0#	0	-2.52#
16	l3	1221-2	2500.000	0.000	100.0#	0	-2.62#

Evaluate Continuing Calibration Report

Data Path : I:\Pest12\190409ical\
Data File : 12190409ical-33.d
Signal(s) : Signal #1: ECD1A.ch Signal #2: ECD2B.ch
Acq On : 9 Apr 2019 10:51 am
Operator : Pest12:kb
Sample : cicv4268,42e,,9028
Misc : wg1224428,
ALS Vial : 32 Sample Multiplier: 1

Integration File signal 1: events1.e
Integration File signal 2: events2.e
Quant Time: Apr 09 17:08:03 2019
Quant Method : I:\Pest12\190409ical\P12_pcb_04-09-19_ICAL_ugL_.m
Quant Title : pcb
QLast Update : Tue Apr 09 17:00:43 2019
Response via : Initial Calibration
Integrator: ChemStation

Volume Inj. :
Signal #1 Phase : Signal #2 Phase:
Signal #1 Info : Signal #2 Info :

Min. RRF : 0.000 Min. Rel. Area : 50% Max. R.T. Dev 0.50min
Max. RRF Dev : 20% Max. Rel. Area : 150%

		Compound	Amount	Calc.	%Dev	Area%	Dev(Min)
17	l3	1221-3	2500.000	0.000	100.0#	0	-2.64#
18	l4	1254-1	2500.000	0.000	100.0#	0	-3.90#
19	l4	1254-2	2500.000	0.000	100.0#	0	-4.33#
20	l4	1254-3	2500.000	0.000	100.0#	0	-4.42#
21	l4	1254-4	2500.000	0.000	100.0#	0	-4.63#
22	l4	1254-5	2500.000	0.000	100.0#	0	-4.98#
34	i	1248_1br2nb	250.000	250.000	0.0	0	-1.99#
35	l7	1248-1	2500.000	0.000	100.0#	0	-3.22#
36	l7	1248-2	2500.000	0.000	100.0#	0	-3.47#
37	l7	1248-3	2500.000	0.000	100.0#	0	-3.64#
38	l7	1248-4	2500.000	0.000	100.0#	0	-3.97#
39	l7	1248-5	2500.000	0.000	100.0#	0	-4.00#
40	i	3262_1br2nb	250.000	250.000	0.0	0	-1.99#
41	l5	1232-1	2500.000	0.000	100.0#	0	-2.77#

Signal #2

4	l1	1016-1	2500.000	0.000	100.0#	0	-3.15#
5	l1	1016-2	2500.000	0.000	100.0#	0	-3.46#
6	l1	1016-3	2500.000	0.000	100.0#	0	-3.85#
7	l1	1016-4	2500.000	0.000	100.0#	0	-3.96#
8	l1	1016-5	2500.000	0.000	100.0#	0	-4.35#
9	l2	1260-1	2500.000	0.000	100.0#	0	-5.32#
10	l2	1260-2	2500.000	0.000	100.0#	0	-5.47#
11	l2	1260-3	2500.000	0.000	100.0#	0	-6.00#
12	l2	1260-4	2500.000	0.000	100.0#	0	-6.16#
13	l2	1260-5	2500.000	0.000	100.0#	0	-6.41#
15	l3	1221-1	2500.000	0.000	100.0#	0	-2.99#
16	l3	1221-2	2500.000	0.000	100.0#	0	-3.10#

Evaluate Continuing Calibration Report

Data Path : I:\Pest12\190409ical\
Data File : 12190409ical-33.d
Signal(s) : Signal #1: ECD1A.ch Signal #2: ECD2B.ch
Acq On : 9 Apr 2019 10:51 am
Operator : Pest12:kb
Sample : cicv4268,42e,,9028
Misc : wg1224428,
ALS Vial : 32 Sample Multiplier: 1

Integration File signal 1: events1.e
Integration File signal 2: events2.e
Quant Time: Apr 09 17:08:03 2019
Quant Method : I:\Pest12\190409ical\P12_pcb_04-09-19_ICAL_ugL_.m
Quant Title : pcb
QLast Update : Tue Apr 09 17:00:43 2019
Response via : Initial Calibration
Integrator: ChemStation

Volume Inj. :
Signal #1 Phase : Signal #2 Phase:
Signal #1 Info : Signal #2 Info :

Min. RRF : 0.000 Min. Rel. Area : 50% Max. R.T. Dev 0.50min
Max. RRF Dev : 20% Max. Rel. Area : 150%

		Compound	Amount	Calc.	%Dev	Area%	Dev(Min)
17	l3	1221-3	2500.000	0.000	100.0#	0	-3.14#
18	l4	1254-1	2500.000	0.000	100.0#	0	-4.68#
19	l4	1254-2	2500.000	0.000	100.0#	0	-5.09#
20	l4	1254-3	2500.000	0.000	100.0#	0	-5.18#
21	l4	1254-4	2500.000	0.000	100.0#	0	-5.35#
22	l4	1254-5	2500.000	0.000	100.0#	0	-5.73#
34	i	1248_1br2nb	250.000	250.000	0.0	0	-2.19#
35	l7	1248-1	2500.000	0.000	100.0#	0	-3.86#
36	l7	1248-2	2500.000	0.000	100.0#	0	-4.15#
37	l7	1248-3	2500.000	0.000	100.0#	0	-4.37#
38	l7	1248-4	2500.000	0.000	100.0#	0	-4.67#
39	l7	1248-5	2500.000	0.000	100.0#	0	-4.71#
40	i	3262_1br2nb	250.000	250.000	0.0	0	-2.19#
41	l5	1232-1	2500.000	0.000	100.0#	0	-3.23#
42	l5	1232-2	2500.000	0.000	100.0#	0	-3.56#
43	l5	1232-3	2500.000	0.000	100.0#	0	-3.95#
44	l5	1232-4	2500.000	0.000	100.0#	0	-4.06#
45	l5	1232-5	2500.000	0.000	100.0#	0	-4.75#
46	l8	1262-1	2500.000	0.000	100.0#	0	-5.56#
47	l8	1262-2	2500.000	0.000	100.0#	0	-5.88#
48	l8	1262-3	2500.000	0.000	100.0#	0	-6.09#
49	l8	1262-4	2500.000	0.000	100.0#	0	-6.25#
50	l8	1262-5	2500.000	0.000	100.0#	0	-6.40#

(#) = Out of Range SPCC's out = 0 CCC's out = 0

Quantitation Report (QT Reviewed)

Data Path : I:\Pest12\190409ical\
Data File : 12190409ical-33.d
Signal(s) : Signal #1: ECD1A.ch Signal #2: ECD2B.ch
Acq On : 9 Apr 2019 10:51 am
Operator : Pest12:kb
Sample : cicv4268,42e,,9028
Misc : wg1224428,
ALS Vial : 32 Sample Multiplier: 1

Integration File signal 1: events1.e
Integration File signal 2: events2.e
Quant Time: Apr 09 17:08:03 2019
Quant Method : I:\Pest12\190409ical\P12_pcb_04-09-19_ICAL_ugL_.m
Quant Title : pcb
QLast Update : Tue Apr 09 17:00:43 2019
Response via : Initial Calibration
Integrator: ChemStation

Volume Inj. :
Signal #1 Phase : Signal #2 Phase:
Signal #1 Info : Signal #2 Info :

Sub List : Default - All compounds listed

	Compound	RT#1	RT#2	Resp#1	Resp#2	ug/l	ug/l
	Internal Standards						
1) i	1660_1br2nb	1.964	2.163	802.9E6	1275.3E6	250.000	250.000
14) i	2154_1br2nb	1.964	2.163	802.9E6	1275.3E6	250.000	250.000
23) i	4268_1br2nb	1.963	2.162	806.3E6	1222.7E6	250.000M2	250.000M2
34) i	1248_1br2nb	0.000	0.000	0	0	N.D. d	N.D. d
40) i	3262_1br2nb	0.000	0.000	0	0	N.D. d	N.D. d
	System Monitoring Compounds						
2) s	2,4,5,6-Tetr	2.420	2.783	529.1E6	900.8E6	159.961	146.651
	Spiked Amount 500.000 Range 30 - 150 Recovery =					31.99%	29.33%#
3) s	Decachlorobi	6.396	7.171	1044.1E6	1148.5E6	535.692	483.757
	Spiked Amount 500.000 Range 30 - 150 Recovery =					107.14%	96.75%
	Target Compounds						
4) l1	1016-1	0.000	0.000	0	0	N.D. d	N.D. d
5) l1	1016-2	0.000	0.000	0	0	N.D. d	N.D. d
6) l1	1016-3	0.000	0.000	0	0	N.D. d	N.D. d
7) l1	1016-4	0.000	0.000	0	0	N.D. d	N.D. d
8) l1	1016-5	0.000	0.000	0	0	N.D. d	N.D. d
	Sum 1016-1			0	0	N.D.	N.D.
	Average 1016-1					0.000	0.000
9) l2	1260-1	0.000	0.000	0	0	N.D.	N.D. d
10) l2	1260-2	0.000	0.000	0	0	N.D. d	N.D. d
11) l2	1260-3	0.000	0.000	0	0	N.D. d	N.D. d
12) l2	1260-4	0.000	0.000	0	0	N.D. d	N.D. d
13) l2	1260-5	0.000	0.000	0	0	N.D. d	N.D. d
	Sum 1260-1			0	0	N.D.	N.D.
	Average 1260-1					0.000	0.000
15) l3	1221-1	0.000	0.000	0	0	N.D. d	N.D. d
16) l3	1221-2	0.000	0.000	0	0	N.D. d	N.D. d

Quantitation Report (QT Reviewed)

Data Path : I:\Pest12\190409ical\
Data File : 12190409ical-33.d
Signal(s) : Signal #1: ECD1A.ch Signal #2: ECD2B.ch
Acq On : 9 Apr 2019 10:51 am
Operator : Pest12:kb
Sample : cicv4268,42e,,9028
Misc : wg1224428,
ALS Vial : 32 Sample Multiplier: 1

Integration File signal 1: events1.e
Integration File signal 2: events2.e
Quant Time: Apr 09 17:08:03 2019
Quant Method : I:\Pest12\190409ical\P12_pcb_04-09-19_ICAL_ugL_.m
Quant Title : pcb
QLast Update : Tue Apr 09 17:00:43 2019
Response via : Initial Calibration
Integrator: ChemStation

Volume Inj. :
Signal #1 Phase : Signal #2 Phase:
Signal #1 Info : Signal #2 Info :

Sub List : Default - All compounds listed

	Compound	RT#1	RT#2	Resp#1	Resp#2	ug/l	ug/l
17)	l3 1221-3	0.000	0.000	0	0	N.D. d	N.D. d
Sum	1221-1			0	0	N.D.	N.D.
Average	1221-1					0.000	0.000
18)	l4 1254-1	0.000	0.000	0	0	N.D. d	N.D. d
19)	l4 1254-2	0.000	0.000	0	0	N.D. d	N.D. d
20)	l4 1254-3	0.000	0.000	0	0	N.D. d	N.D. d
21)	l4 1254-4	0.000	0.000	0	0	N.D. d	N.D. d
22)	l4 1254-5	0.000	0.000	0	0	N.D. d	N.D. d
Sum	1254-1			0	0	N.D.	N.D.
Average	1254-1					0.000	0.000
24)	l6 1242-1	2.643f	3.143f	112.1E6	208.8E6	2515.463M2	2560.872M2
25)	l6 1242-2	2.875f	3.462f	250.7E6	450.7E6	2691.389M2	2490.909M2
26)	l6 1242-3	3.201f	3.849f	477.5E6	878.1E6	2598.712M2	2465.032M2
27)	l6 1242-4	3.602f	4.348f	232.5E6	279.6E6	2691.110M2	2471.825M2
28)	l6 1242-5	3.937f	4.648f	171.0E6	276.8E6	2996.750M2	2536.153M2
Sum	1242-1			1243.8E6	2094.0E6	13493.425	12524.790
Average	1242-1					2698.685	2504.958
29)	l9 1268-1	5.681f	6.397f	810.2E6	1080.4E6	2541.440M2	2398.151M2
30)	l9 1268-2	5.708f	6.429f	877.4E6	979.1E6	2402.868M2	2169.754M2
31)	l9 1268-3	5.842f	6.600f	663.1E6	814.5E6	2884.037M2	2778.544M2
32)	l9 1268-4	6.079f	6.779f	275.1E6	338.7E6	2491.383M2	2451.826M2

Quantitation Report (QT Reviewed)

Data Path : I:\Pest12\190409ical\
Data File : 12190409ical-33.d
Signal(s) : Signal #1: ECD1A.ch Signal #2: ECD2B.ch
Acq On : 9 Apr 2019 10:51 am
Operator : Pest12:kb
Sample : cicv4268,42e,,9028
Misc : wg1224428,
ALS Vial : 32 Sample Multiplier: 1

Integration File signal 1: events1.e
Integration File signal 2: events2.e
Quant Time: Apr 09 17:08:03 2019
Quant Method : I:\Pest12\190409ical\P12_pcb_04-09-19_ICAL_ugL_.m
Quant Title : pcb
QLast Update : Tue Apr 09 17:00:43 2019
Response via : Initial Calibration
Integrator: ChemStation

Volume Inj. :
Signal #1 Phase : Signal #2 Phase:
Signal #1 Info : Signal #2 Info :

Sub List : Default - All compounds listed

Compound	RT#1	RT#2	Resp#1	Resp#2	ug/l	ug/l
33) l9 1268-5	6.269f	6.997f	1866.4E6	2179.0E6	3129.203M2	2894.779M2
Sum 1268-1			4492.2E6	5391.8E6	N.D.	N.D. D
Average 1268-1					2689.786	2538.611
35) l7 1248-1	0.000	0.000	0	0	N.D. d	N.D. d
36) l7 1248-2	0.000	0.000	0	0	N.D. d	N.D. d
37) l7 1248-3	0.000	0.000	0	0	N.D. d	N.D. d
38) l7 1248-4	0.000	0.000	0	0	N.D. d	N.D. d
39) l7 1248-5	0.000	0.000	0	0	N.D. d	N.D. d
Sum 1248-1			0	0	N.D.	N.D.
Average 1248-1					0.000	0.000
41) l5 1232-1	0.000	0.000	0	0	N.D.	N.D. d
42) l5 1232-2	3.018	0.000	106.0E6	0	N.D.	N.D. d
43) l5 1232-3	3.344	0.000	141.1E6	0	N.D.	N.D. d
44) l5 1232-4	3.478f	0.000	131.2E6	0	N.D.	N.D. d
45) l5 1232-5	4.116f	0.000	196.2E6	0	N.D.	N.D. d
Sum 1232-1			0	0	N.D.	N.D.
Average 1232-1					0.000	0.000
46) l8 1262-1	4.979f	0.000	29646561	0	N.D.	N.D. d
47) l8 1262-2	5.236f	0.000	245.0E6	0	N.D.	N.D. d
48) l8 1262-3	5.459f	0.000	151.7E6	0	N.D.	N.D. d
49) l8 1262-4	5.681f	0.000	858.0E6	0	N.D.	N.D. d
50) l8 1262-5	5.900f	0.000	256.2E6	0	N.D.	N.D. d
Sum 1262-1			0	0	N.D.	N.D.
Average 1262-1					0.000	0.000

SemiQuant Compounds - Not Calibrated on this Instrument

Sum 1262-1			0	0	N.D.	N.D.
Average 1262-1					0.000	0.000

Quantitation Report (QT Reviewed)

Data Path : I:\Pest12\190409ical\
Data File : 12190409ical-33.d
Signal(s) : Signal #1: ECD1A.ch Signal #2: ECD2B.ch
Acq On : 9 Apr 2019 10:51 am
Operator : Pest12:kb
Sample : cicv4268,42e,,9028
Misc : wg1224428,
ALS Vial : 32 Sample Multiplier: 1

Integration File signal 1: events1.e
Integration File signal 2: events2.e
Quant Time: Apr 09 17:08:03 2019
Quant Method : I:\Pest12\190409ical\P12_pcb_04-09-19_ICAL_ugL_.m
Quant Title : pcb
QLast Update : Tue Apr 09 17:00:43 2019
Response via : Initial Calibration
Integrator: ChemStation

Volume Inj. :
Signal #1 Phase : Signal #2 Phase:
Signal #1 Info : Signal #2 Info :

Sub List : Default - All compounds listed

Compound	RT#1	RT#2	Resp#1	Resp#2	ug/l	ug/l

(f)=RT Delta > 1/2 Window (D)=Amounts differ by > 40% (m)=manual int.
(#)=Recovery Exceeds Compound Acceptance Limits.
(I,C,F) I=Interference, C=Coelluting Calibration Peak, F=Fails CC Criteria.

Sub List : Default - All compounds listed Reviewed)

Data Path : I:\Pest12\190409ical\
Data File : 12190409ical-33.d
Signal(s) : Signal #1: ECD1A.ch Signal #2: ECD2B.ch
Acq On : 9 Apr 2019 10:51 am
Operator : Pest12:kb
Sample : cicv4268,42e,,9028
Misc : wg1224428,
ALS Vial : 32 Sample Multiplier: 1

Integration File signal 1: events1.e
Integration File signal 2: events2.e
Quant Time: Apr 09 17:08:03 2019
Quant Method : I:\Pest12\190409ical\P12_pcb_04-09-19_ICAL_ugL_.m
Quant Title : pcb
QLast Update : Tue Apr 09 17:00:43 2019
Response via : Initial Calibration
Integrator: ChemStation

Volume Inj. :
Signal #1 Phase : Signal #2 Phase:
Signal #1 Info : Signal #2 Info :

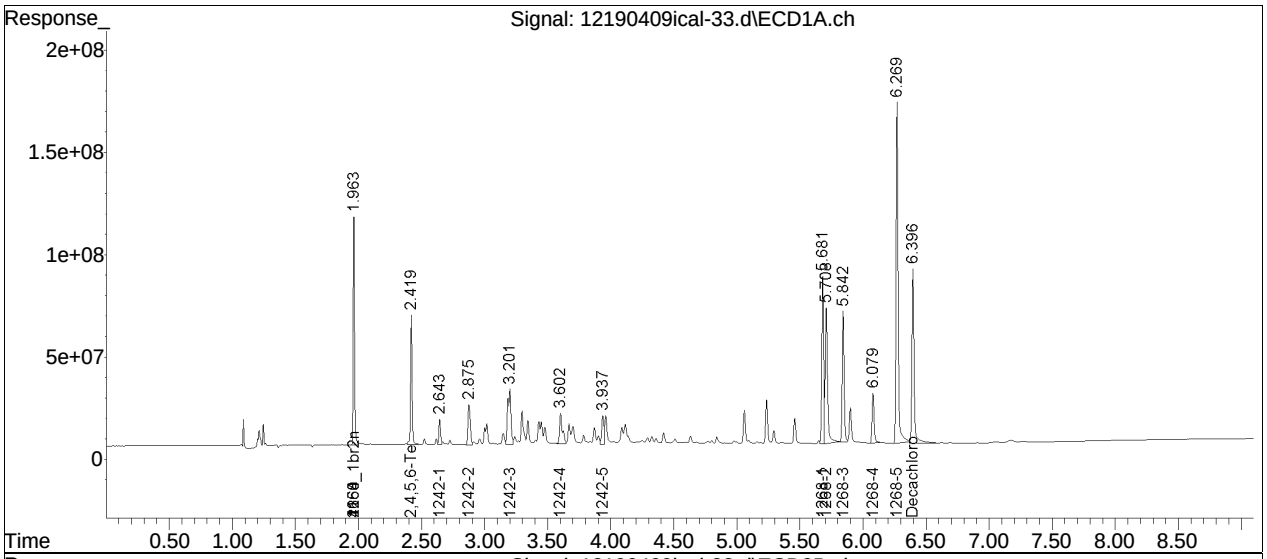

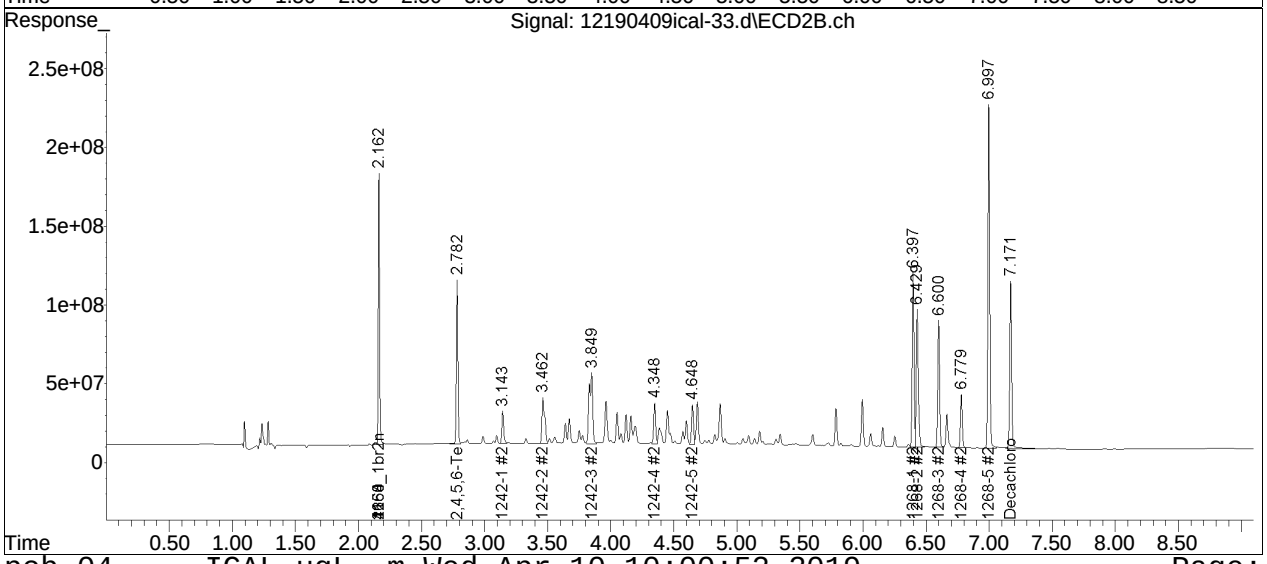

Manual Integration Report

Data Path	: I:\Pest12\190409ical\	QMethod	: P12_pcb_04-09-19_ICAL_ug
Data File	: 12190409ical-33.d	Operator	: Pest12:kb
Date Inj'd	: 4/9/2019 10:51 am	Instrument	: Pest 12
Sample	: cicv4268,42e,,9028	Quant Date	: 4/9/2019 5:02 pm

Compound #24: 1242-1

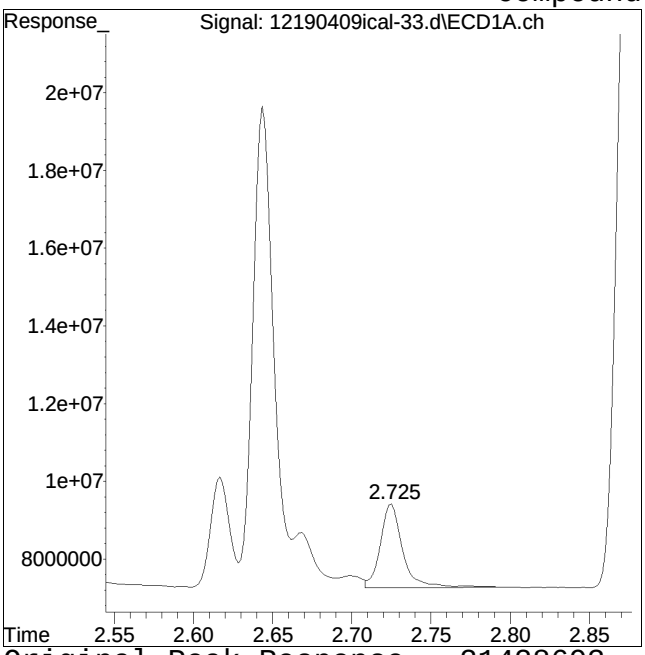

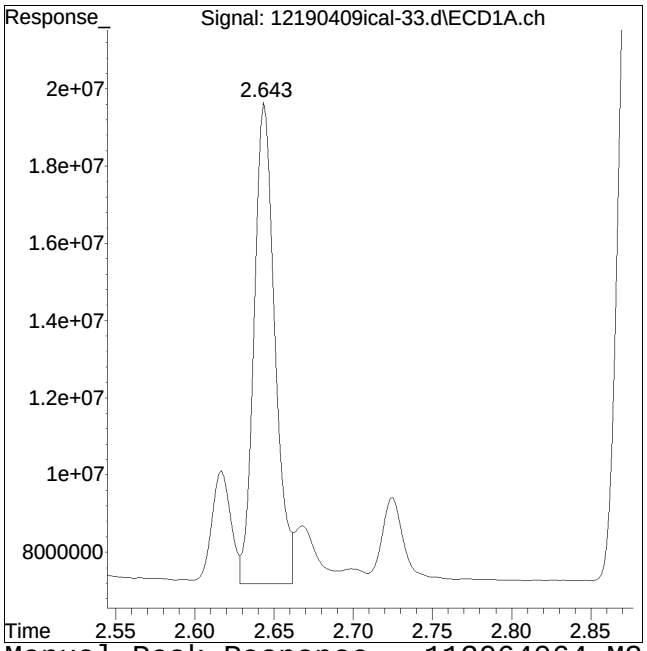

Original Peak Response = 21428693 Manual Peak Response = 112064064 M2
M2 = Peak not found by automatic integration algorithm.

Manual Integration Report

Data Path	: I:\Pest12\190409ical\	QMethod	: P12_pcb_04-09-19_ICAL_ug
Data File	: 12190409ical-33.d	Operator	: Pest12:kb
Date Inj'd	: 4/9/2019 10:51 am	Instrument	: Pest 12
Sample	: cicv4268,42e,,9028	Quant Date	: 4/9/2019 5:02 pm

Compound #75: 1242-1 #2

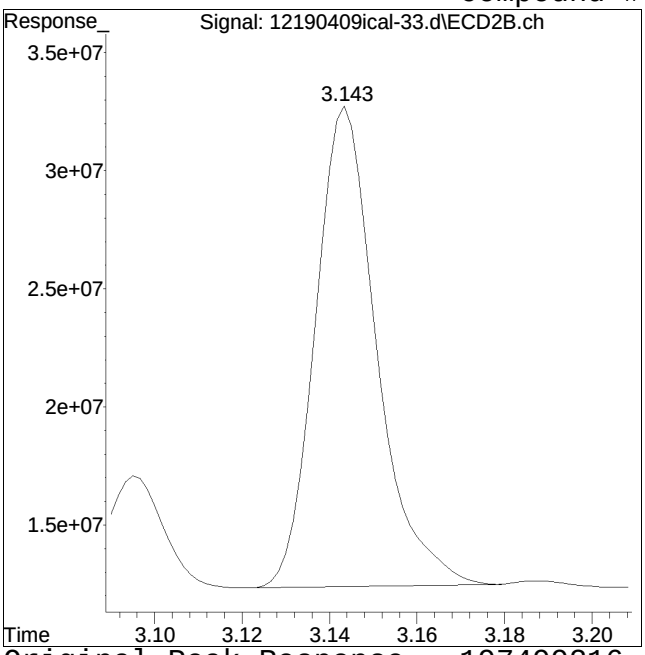

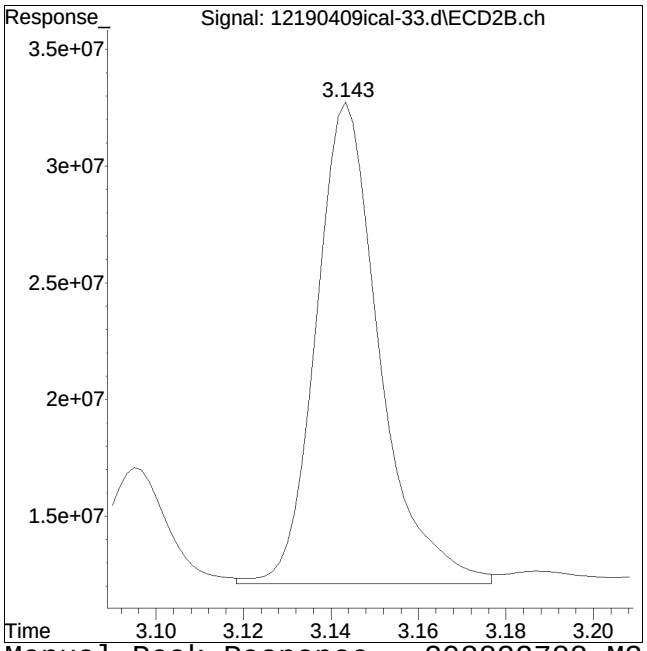

Original Peak Response = 197499216 Manual Peak Response = 208832788 M2
M2 = Peak not found by automatic integration algorithm.

Manual Integration Report

Data Path	: I:\Pest12\190409ical\	QMethod	: P12_pcb_04-09-19_ICAL_ug
Data File	: 12190409ical-33.d	Operator	: Pest12:kb
Date Inj'd	: 4/9/2019 10:51 am	Instrument	: Pest 12
Sample	: cicv4268,42e,,9028	Quant Date	: 4/9/2019 5:02 pm

Compound #25: 1242-2

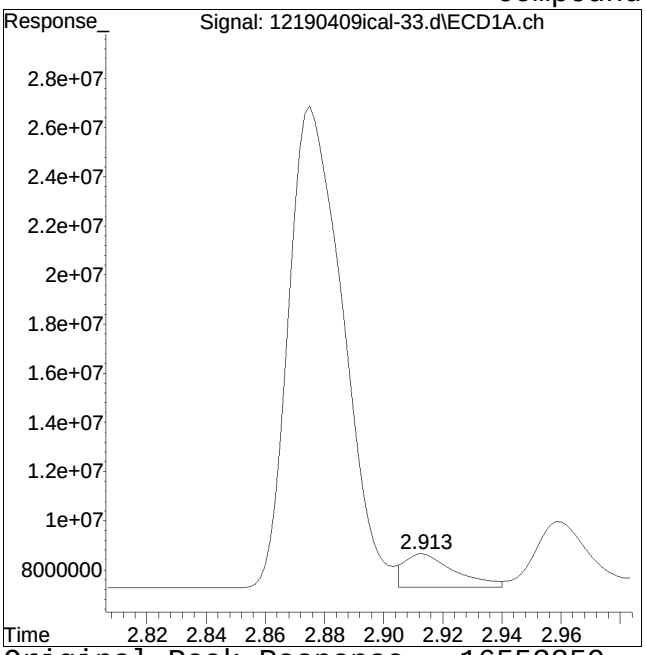

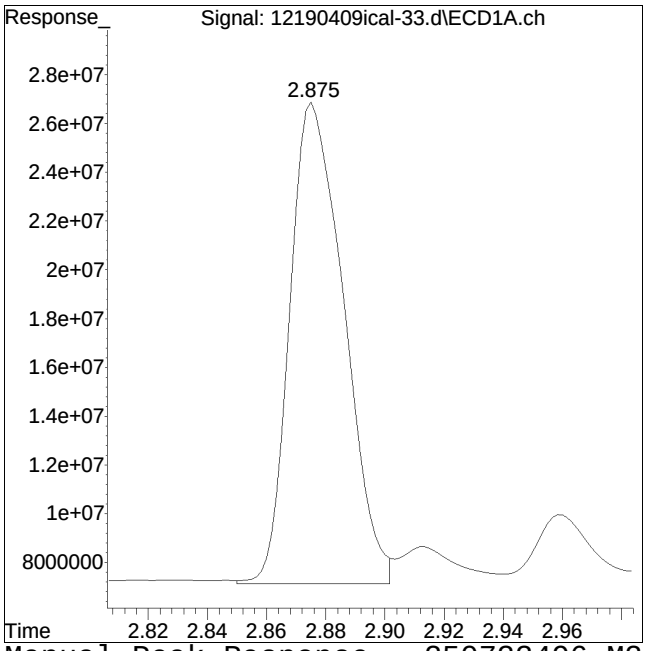

Original Peak Response = 16553359 Manual Peak Response = 250733496 M2
M2 = Peak not found by automatic integration algorithm.

Manual Integration Report

Data Path	: I:\Pest12\190409ical\	QMethod	: P12_pcb_04-09-19_ICAL_ug
Data File	: 12190409ical-33.d	Operator	: Pest12:kb
Date Inj'd	: 4/9/2019 10:51 am	Instrument	: Pest 12
Sample	: cicv4268,42e,,9028	Quant Date	: 4/9/2019 5:02 pm

Compound #76: 1242-2 #2

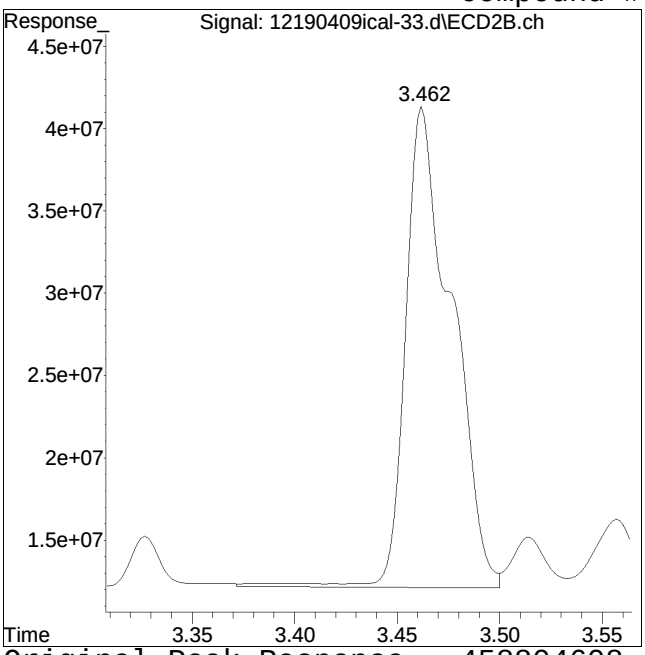

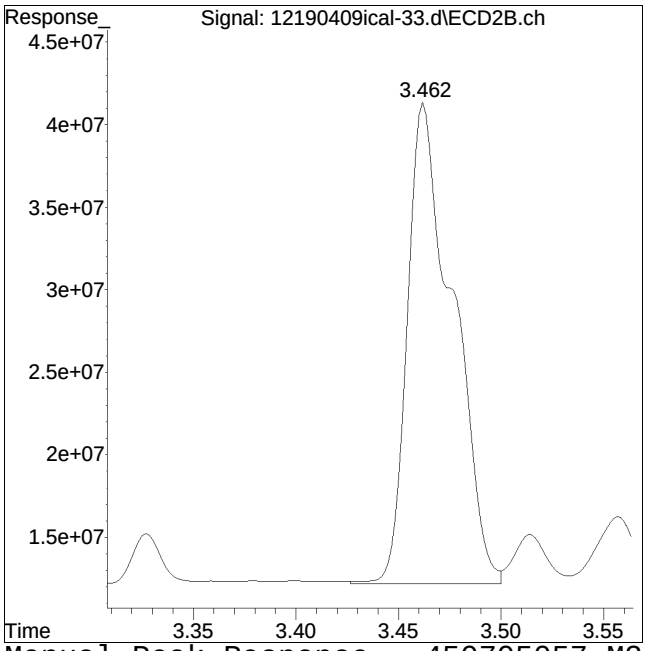

Original Peak Response = 458804608 Manual Peak Response = 450705057 M2
M2 = Peak not found by automatic integration algorithm.

Manual Integration Report

Data Path	: I:\Pest12\190409ical\	QMethod	: P12_pcb_04-09-19_ICAL_ug
Data File	: 12190409ical-33.d	Operator	: Pest12:kb
Date Inj'd	: 4/9/2019 10:51 am	Instrument	: Pest 12
Sample	: cicv4268,42e,,9028	Quant Date	: 4/9/2019 5:02 pm

Compound #26: 1242-3

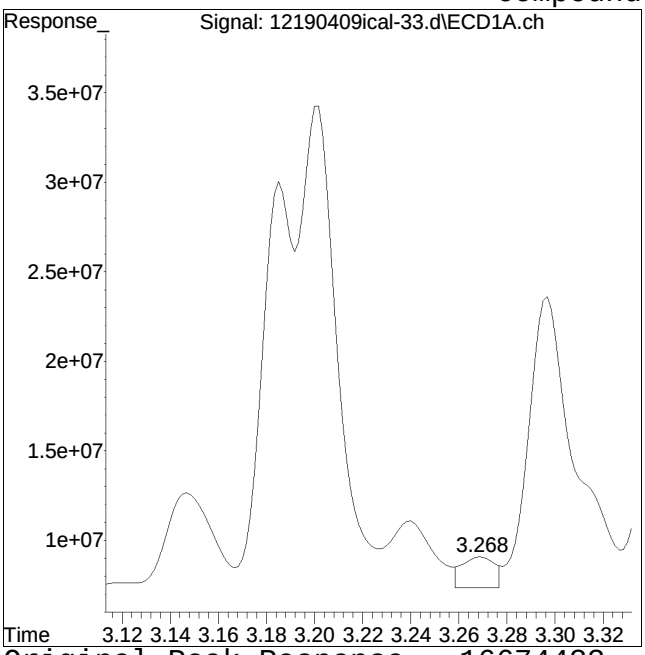

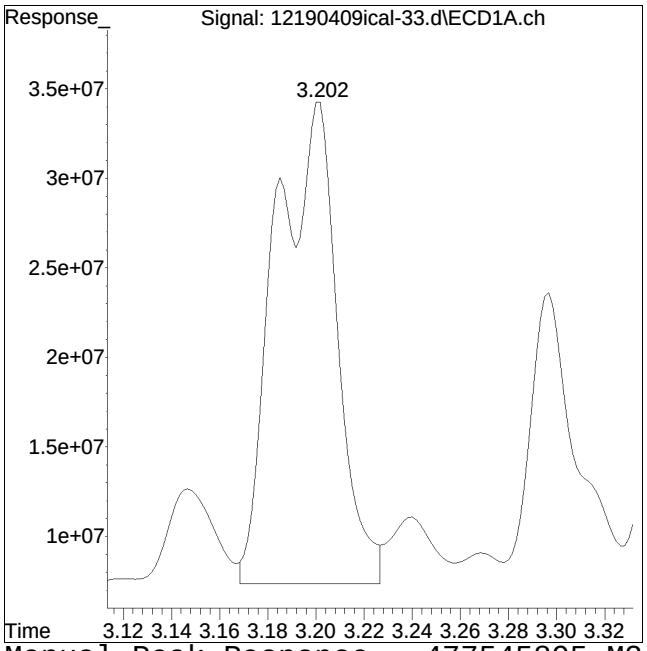

Original Peak Response = 16674433 Manual Peak Response = 477545895 M2
M2 = Peak not found by automatic integration algorithm.

Manual Integration Report

Data Path	: I:\Pest12\190409ical\	QMethod	: P12_pcb_04-09-19_ICAL_ug
Data File	: 12190409ical-33.d	Operator	: Pest12:kb
Date Inj'd	: 4/9/2019 10:51 am	Instrument	: Pest 12
Sample	: cicv4268,42e,,9028	Quant Date	: 4/9/2019 5:02 pm

Compound #77: 1242-3 #2

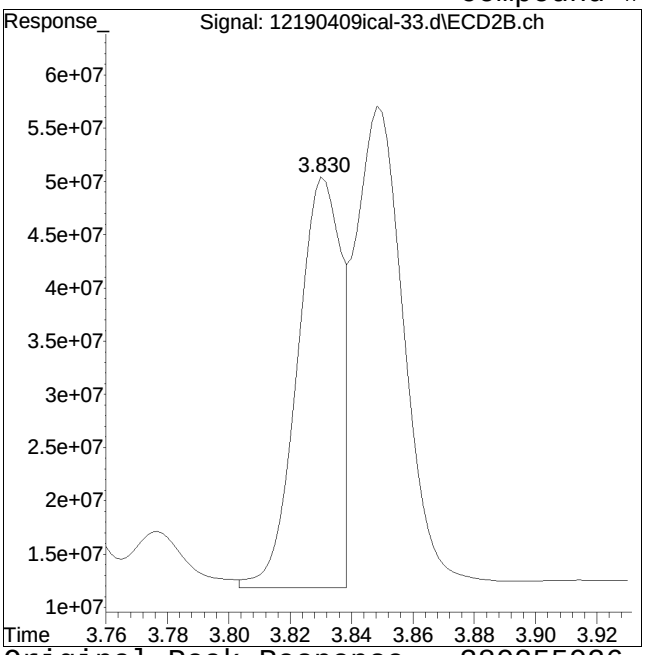

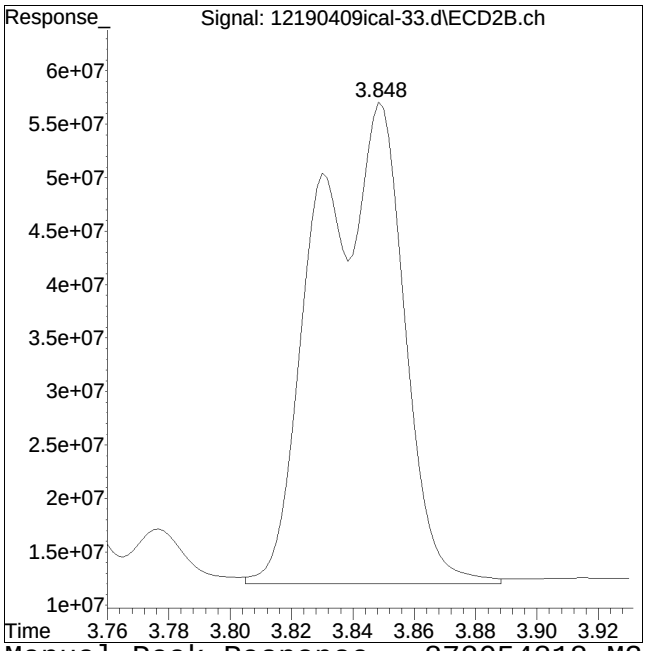

Original Peak Response = 380255926 Manual Peak Response = 878054818 M2
M2 = Peak not found by automatic integration algorithm.

Manual Integration Report

Data Path	: I:\Pest12\190409ical\	QMethod	: P12_pcb_04-09-19_ICAL_ug
Data File	: 12190409ical-33.d	Operator	: Pest12:kb
Date Inj'd	: 4/9/2019 10:51 am	Instrument	: Pest 12
Sample	: cicv4268,42e,,9028	Quant Date	: 4/9/2019 5:02 pm

Compound #27: 1242-4

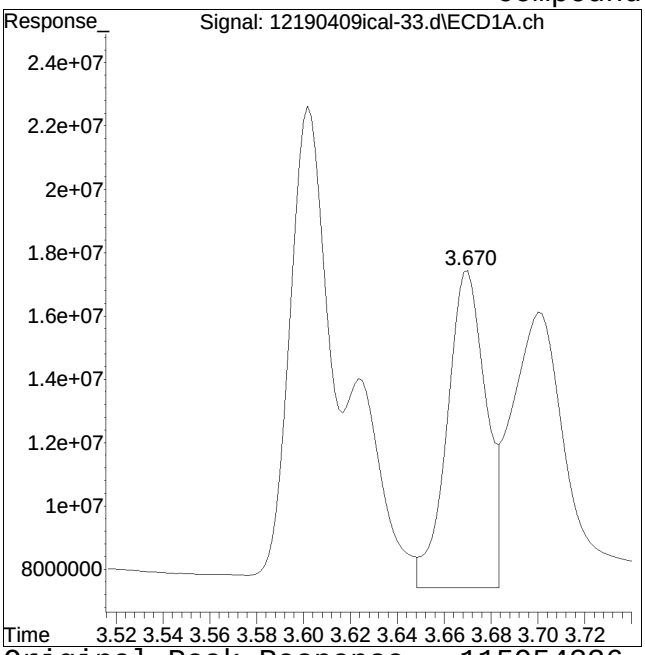

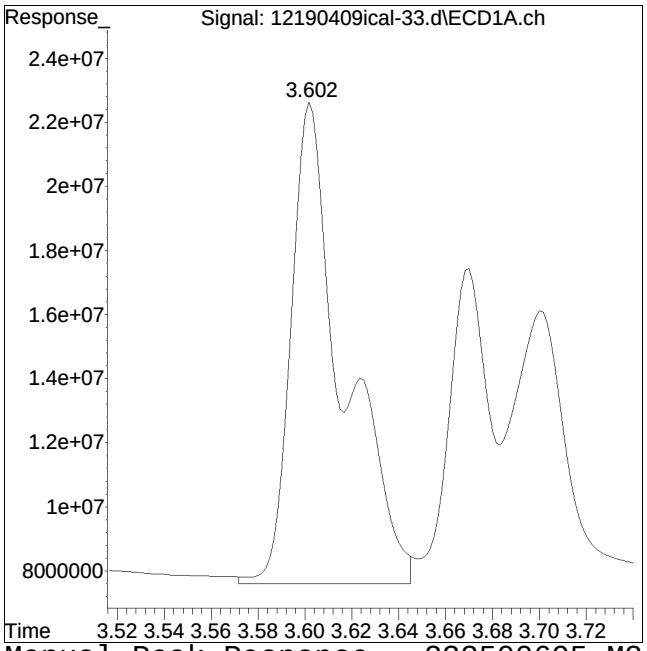

Original Peak Response = 115954336 Manual Peak Response = 232500695 M2
M2 = Peak not found by automatic integration algorithm.

Manual Integration Report

Data Path	: I:\Pest12\190409ical\	QMethod	: P12_pcb_04-09-19_ICAL_ug
Data File	: 12190409ical-33.d	Operator	: Pest12:kb
Date Inj'd	: 4/9/2019 10:51 am	Instrument	: Pest 12
Sample	: cicv4268,42e,,9028	Quant Date	: 4/9/2019 5:02 pm

Compound #78: 1242-4 #2

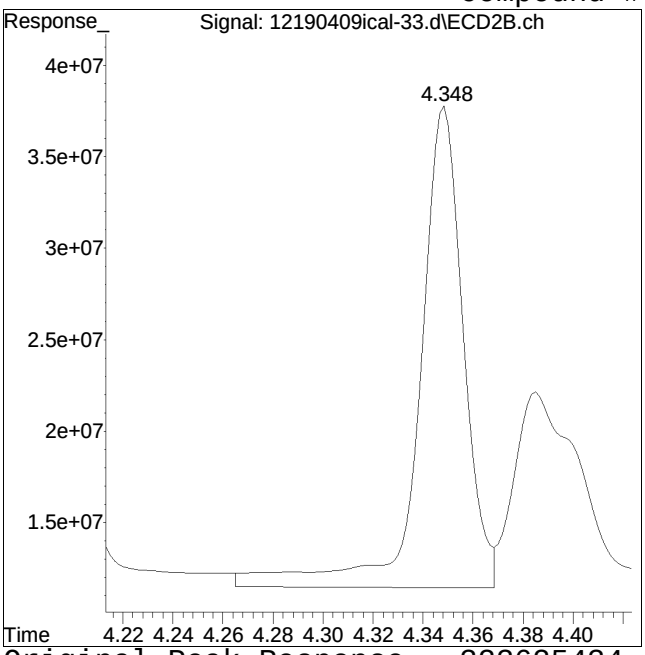

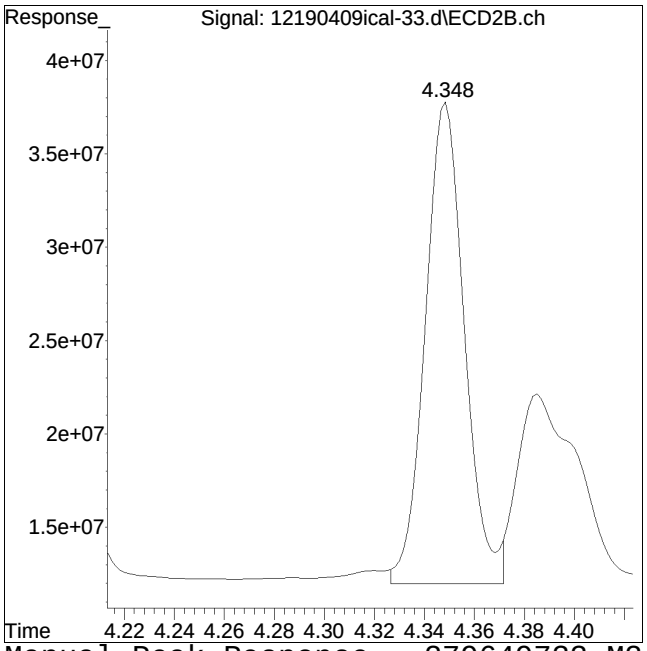

Original Peak Response = 323625434 Manual Peak Response = 279649733 M2
M2 = Peak not found by automatic integration algorithm.

Manual Integration Report

Data Path	: I:\Pest12\190409ical\	QMethod	: P12_pcb_04-09-19_ICAL_ug
Data File	: 12190409ical-33.d	Operator	: Pest12:kb
Date Inj'd	: 4/9/2019 10:51 am	Instrument	: Pest 12
Sample	: cicv4268,42e,,9028	Quant Date	: 4/9/2019 5:02 pm

Compound #28: 1242-5

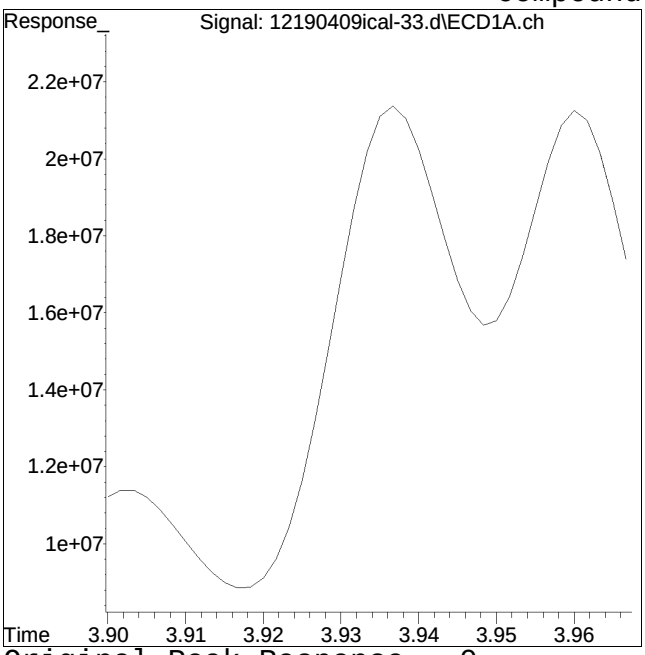

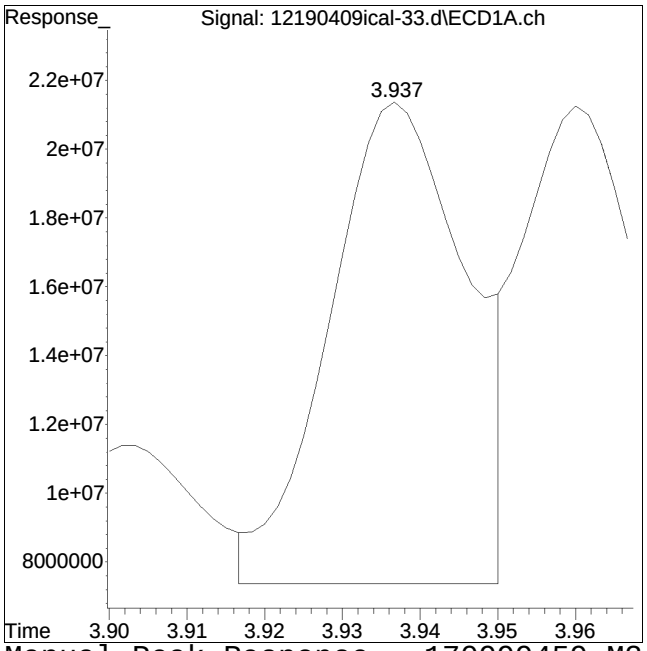

Original Peak Response = 0 Manual Peak Response = 170999459 M2

M2 = Peak not found by automatic integration algorithm.

Manual Integration Report

Data Path	: I:\Pest12\190409ical\	QMethod	: P12_pcb_04-09-19_ICAL_ug
Data File	: 12190409ical-33.d	Operator	: Pest12:kb
Date Inj'd	: 4/9/2019 10:51 am	Instrument	: Pest 12
Sample	: cicv4268,42e,,9028	Quant Date	: 4/9/2019 5:02 pm

Compound #79: 1242-5 #2

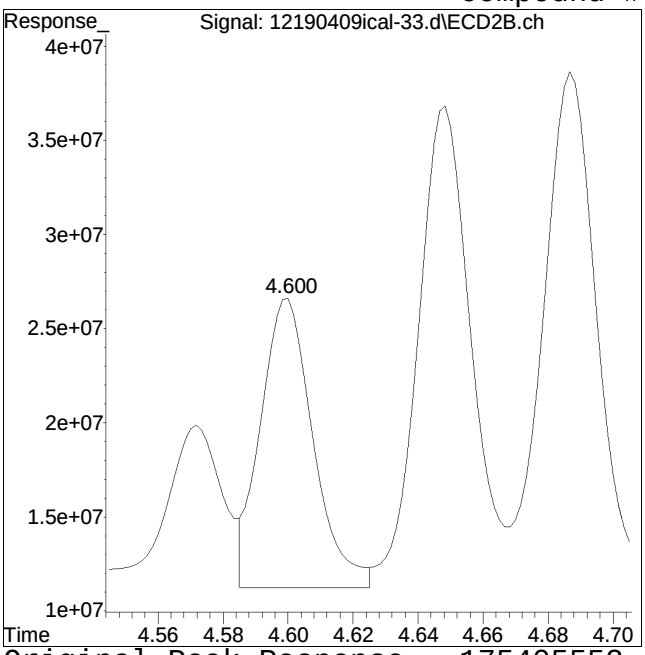

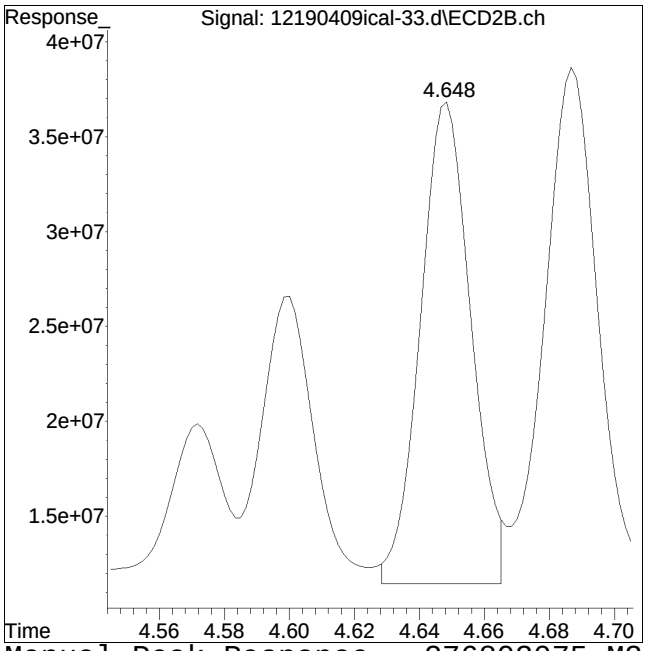

Original Peak Response = 175405552 Manual Peak Response = 276803075 M2
M2 = Peak not found by automatic integration algorithm.

Manual Integration Report

Data Path	: I:\Pest12\190409ical\	QMethod	: P12_pcb_04-09-19_ICAL_ug
Data File	: 12190409ical-33.d	Operator	: Pest12:kb
Date Inj'd	: 4/9/2019 10:51 am	Instrument	: Pest 12
Sample	: cicv4268,42e,,9028	Quant Date	: 4/9/2019 5:02 pm

Compound #29: 1268-1

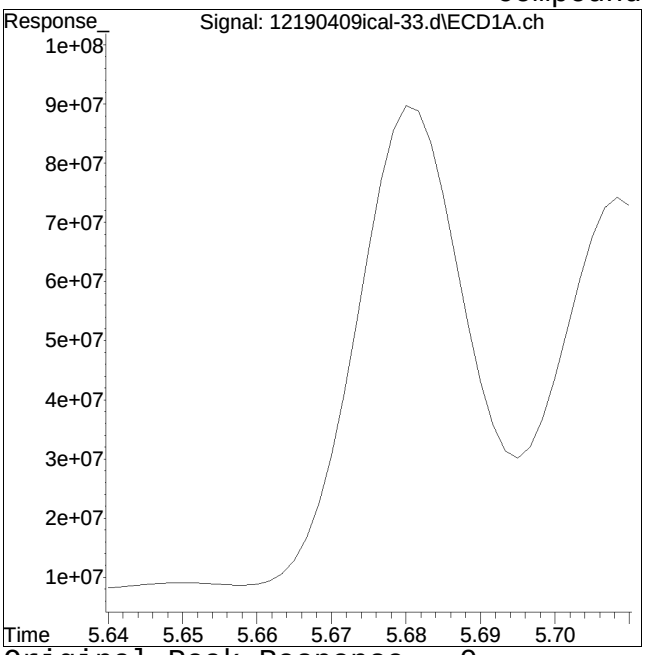

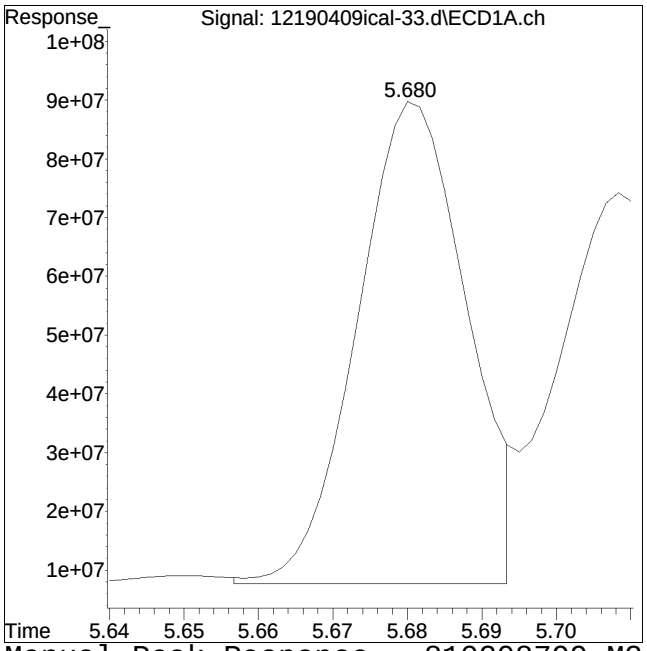

Original Peak Response = 0 Manual Peak Response = 810208799 M2

M2 = Peak not found by automatic integration algorithm.

Manual Integration Report

Data Path	: I:\Pest12\190409ical\	QMethod	: P12_pcb_04-09-19_ICAL_ug
Data File	: 12190409ical-33.d	Operator	: Pest12:kb
Date Inj'd	: 4/9/2019 10:51 am	Instrument	: Pest 12
Sample	: cicv4268,42e,,9028	Quant Date	: 4/9/2019 5:02 pm

Compound #80: 1268-1 #2

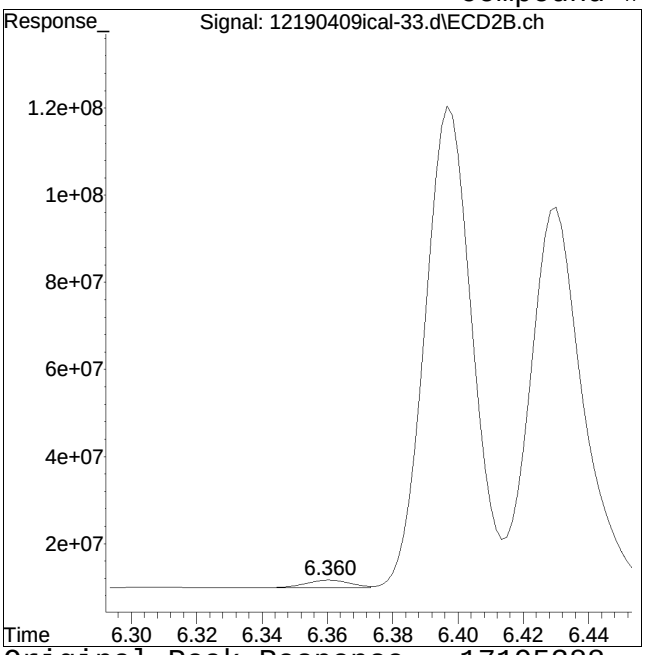

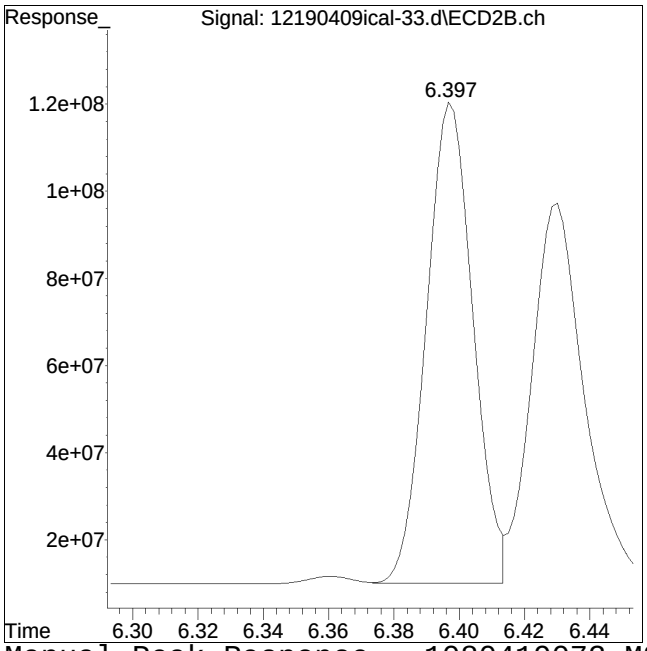

Original Peak Response = 17195388 Manual Peak Response = 1080419073 M2
M2 = Peak not found by automatic integration algorithm.

Manual Integration Report

Data Path	: I:\Pest12\190409ical\	QMethod	: P12_pcb_04-09-19_ICAL_ug
Data File	: 12190409ical-33.d	Operator	: Pest12:kb
Date Inj'd	: 4/9/2019 10:51 am	Instrument	: Pest 12
Sample	: cicv4268,42e,,9028	Quant Date	: 4/9/2019 5:02 pm

Compound #30: 1268-2

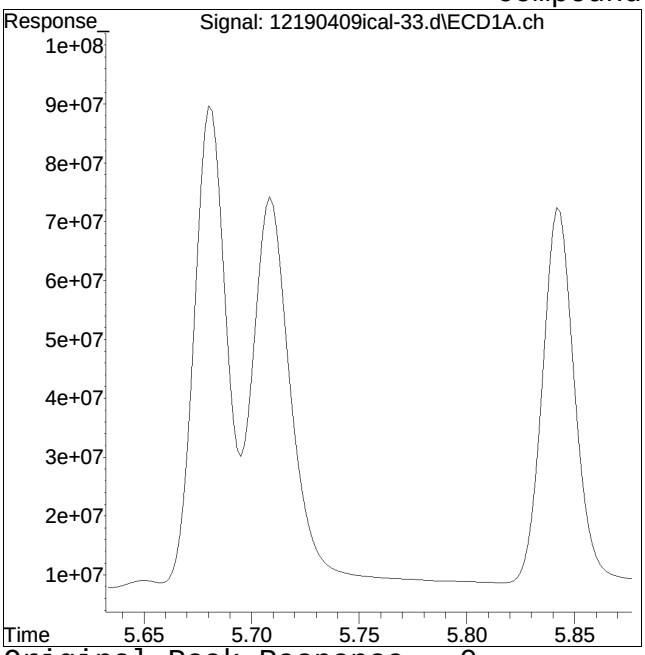

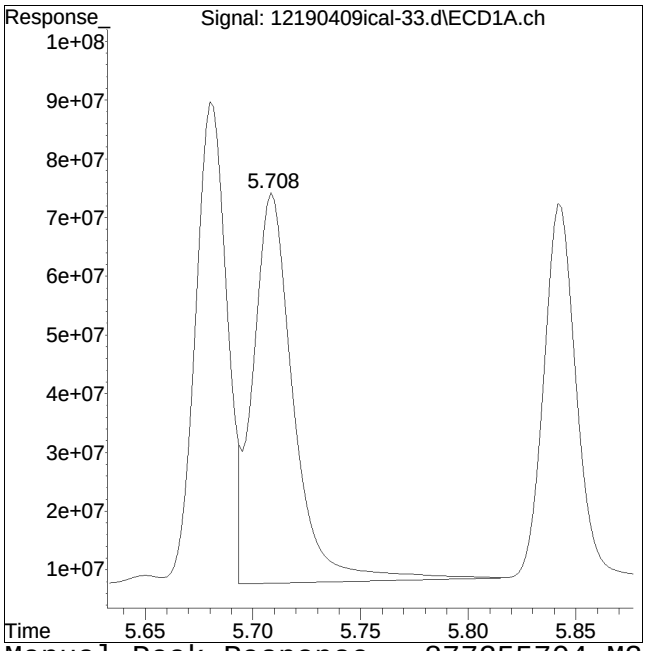

Original Peak Response = 0 Manual Peak Response = 877355704 M2
M2 = Peak not found by automatic integration algorithm.

Manual Integration Report

Data Path	: I:\Pest12\190409ical\	QMethod	: P12_pcb_04-09-19_ICAL_ug
Data File	: 12190409ical-33.d	Operator	: Pest12:kb
Date Inj'd	: 4/9/2019 10:51 am	Instrument	: Pest 12
Sample	: cicv4268,42e,,9028	Quant Date	: 4/9/2019 5:02 pm

Compound #81: 1268-2 #2

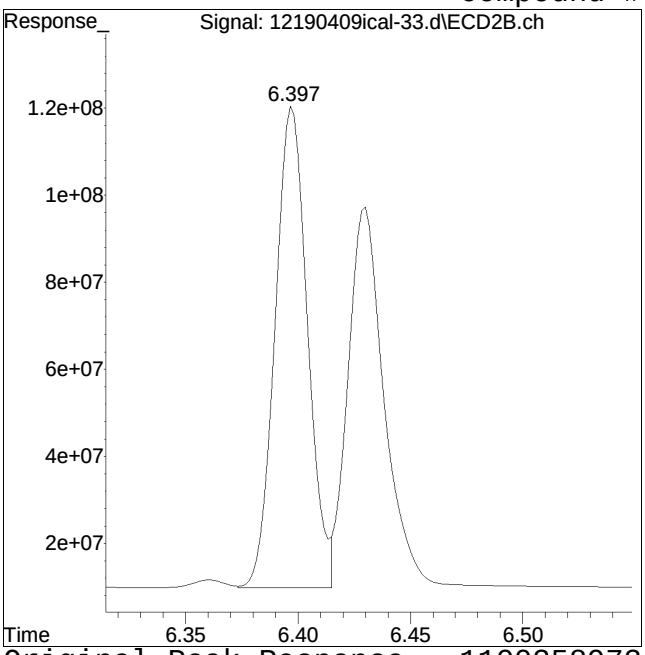

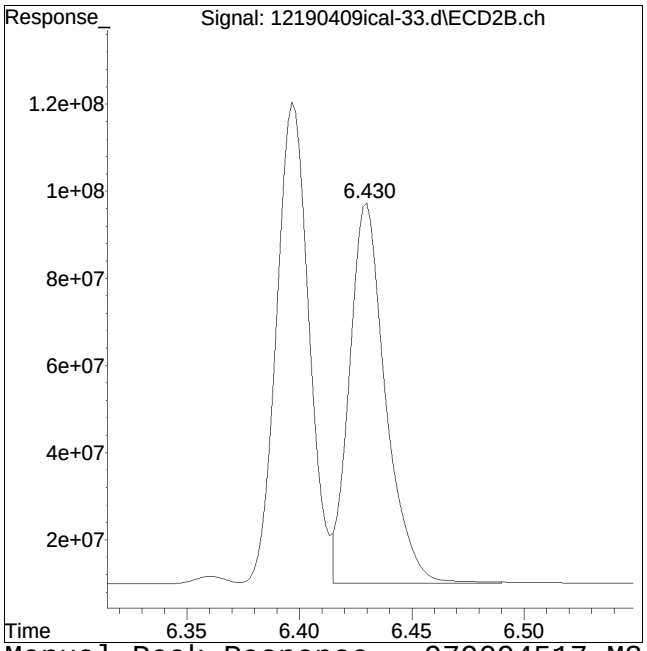

Original Peak Response = 1100358973 Manual Peak Response = 979094517 M2
M2 = Peak not found by automatic integration algorithm.

Manual Integration Report

Data Path	: I:\Pest12\190409ical\	QMethod	: P12_pcb_04-09-19_ICAL_ug
Data File	: 12190409ical-33.d	Operator	: Pest12:kb
Date Inj'd	: 4/9/2019 10:51 am	Instrument	: Pest 12
Sample	: cicv4268,42e,,9028	Quant Date	: 4/9/2019 5:02 pm

Compound #31: 1268-3

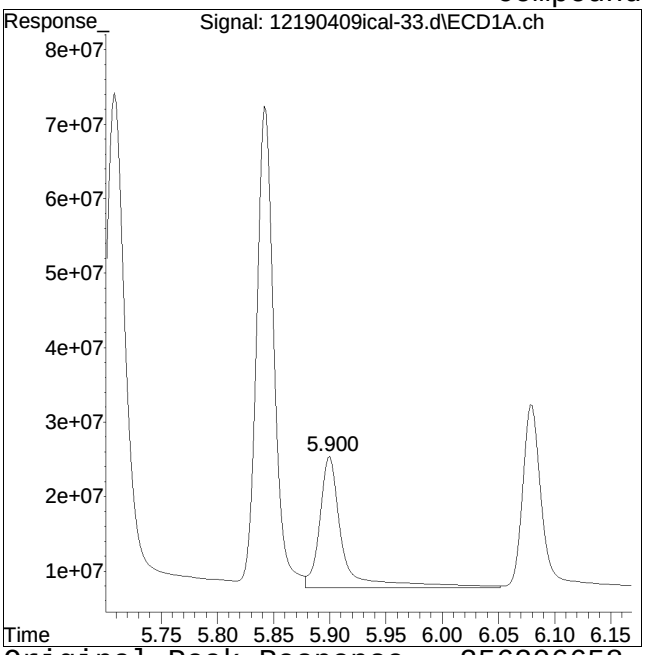

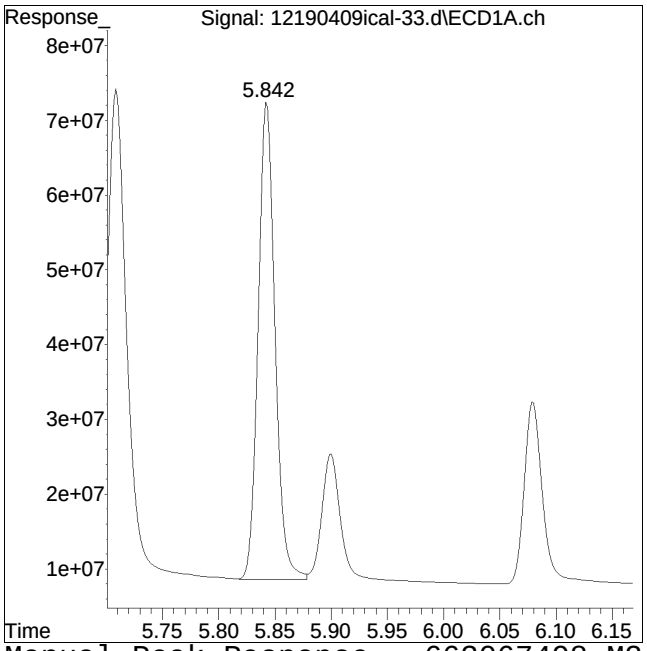

Original Peak Response = 256206658 Manual Peak Response = 663067498 M2
M2 = Peak not found by automatic integration algorithm.

Manual Integration Report

Data Path	: I:\Pest12\190409ical\	QMethod	: P12_pcb_04-09-19_ICAL_ug
Data File	: 12190409ical-33.d	Operator	: Pest12:kb
Date Inj'd	: 4/9/2019 10:51 am	Instrument	: Pest 12
Sample	: cicv4268,42e,,9028	Quant Date	: 4/9/2019 5:02 pm

Compound #82: 1268-3 #2

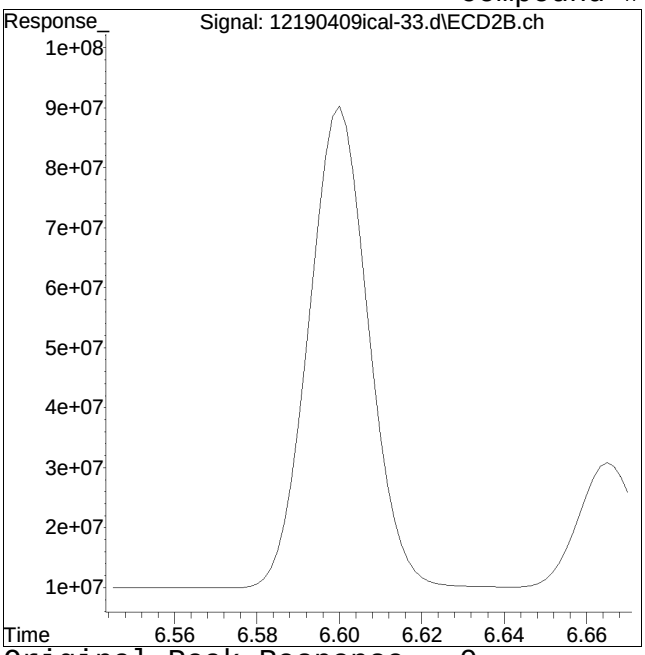

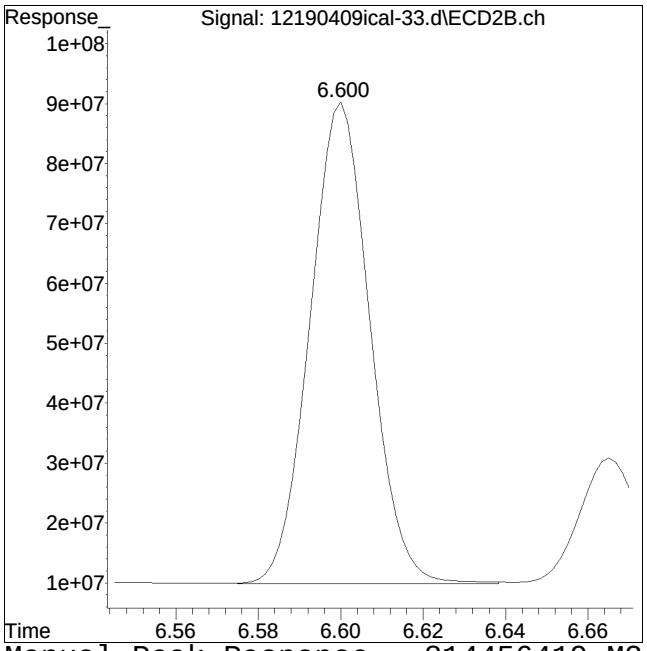

Original Peak Response = 0 Manual Peak Response = 814456419 M2
M2 = Peak not found by automatic integration algorithm.

Manual Integration Report

Data Path	: I:\Pest12\190409ical\	QMethod	: P12_pcb_04-09-19_ICAL_ug
Data File	: 12190409ical-33.d	Operator	: Pest12:kb
Date Inj'd	: 4/9/2019 10:51 am	Instrument	: Pest 12
Sample	: cicv4268,42e,,9028	Quant Date	: 4/9/2019 5:02 pm

Compound #32: 1268-4

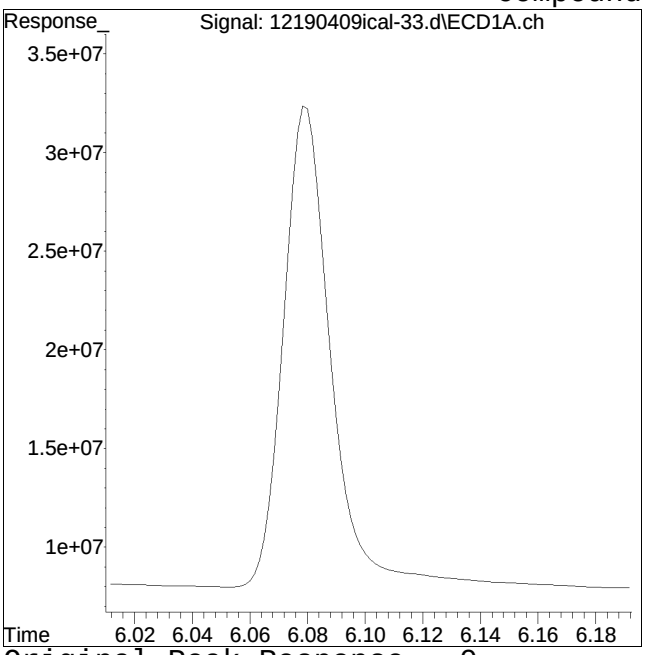

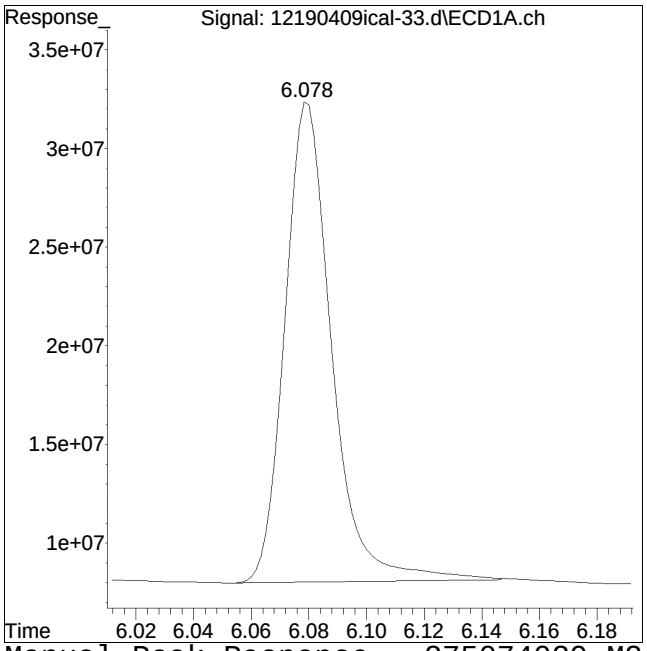

Original Peak Response = 0 Manual Peak Response = 275074029 M2
M2 = Peak not found by automatic integration algorithm.

Manual Integration Report

Data Path	: I:\Pest12\190409ical\	QMethod	: P12_pcb_04-09-19_ICAL_ug
Data File	: 12190409ical-33.d	Operator	: Pest12:kb
Date Inj'd	: 4/9/2019 10:51 am	Instrument	: Pest 12
Sample	: cicv4268,42e,,9028	Quant Date	: 4/9/2019 5:02 pm

Compound #83: 1268-4 #2

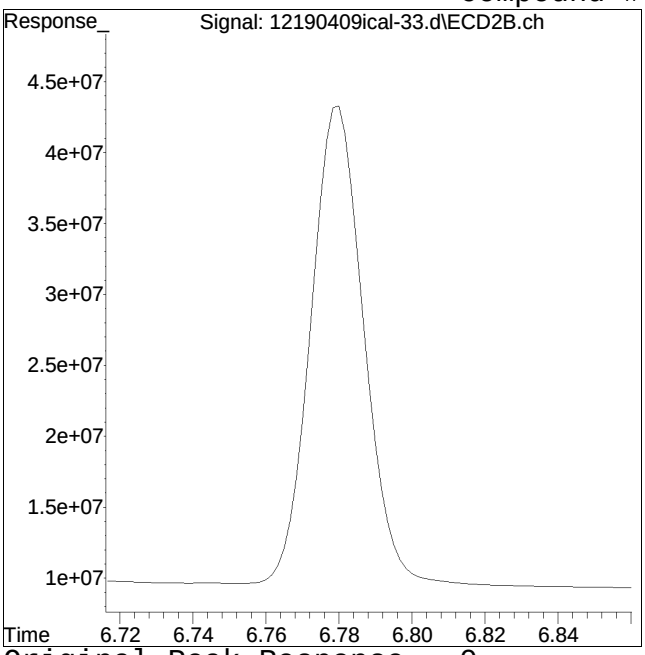

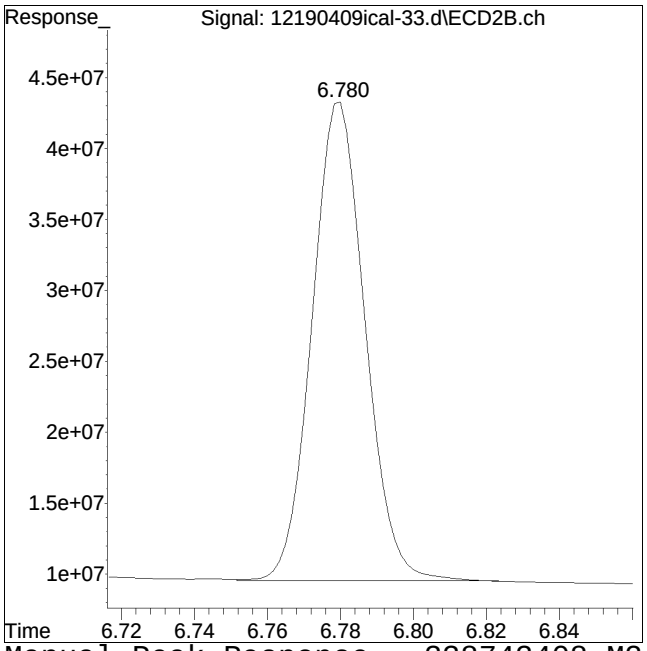

Original Peak Response = 0 Manual Peak Response = 338743408 M2
M2 = Peak not found by automatic integration algorithm.

Manual Integration Report

Data Path	: I:\Pest12\190409ical\	QMethod	: P12_pcb_04-09-19_ICAL_ug
Data File	: 12190409ical-33.d	Operator	: Pest12:kb
Date Inj'd	: 4/9/2019 10:51 am	Instrument	: Pest 12
Sample	: cicv4268,42e,,9028	Quant Date	: 4/9/2019 5:02 pm

Compound #33: 1268-5

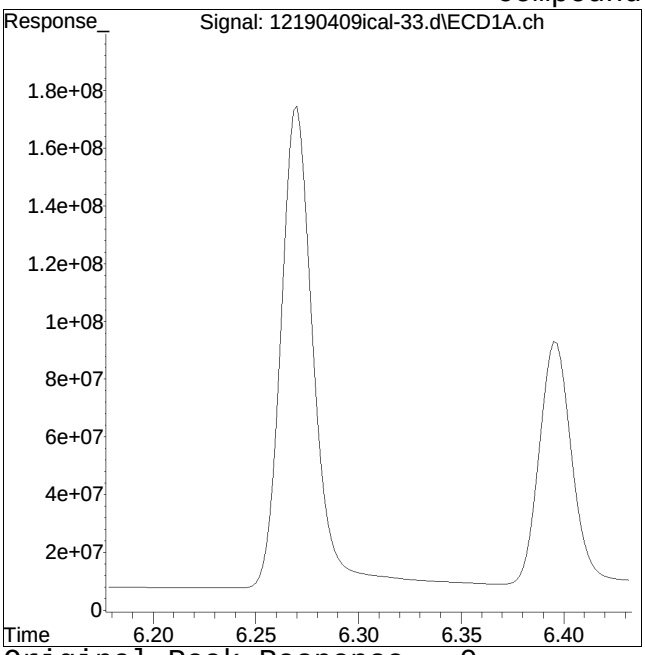

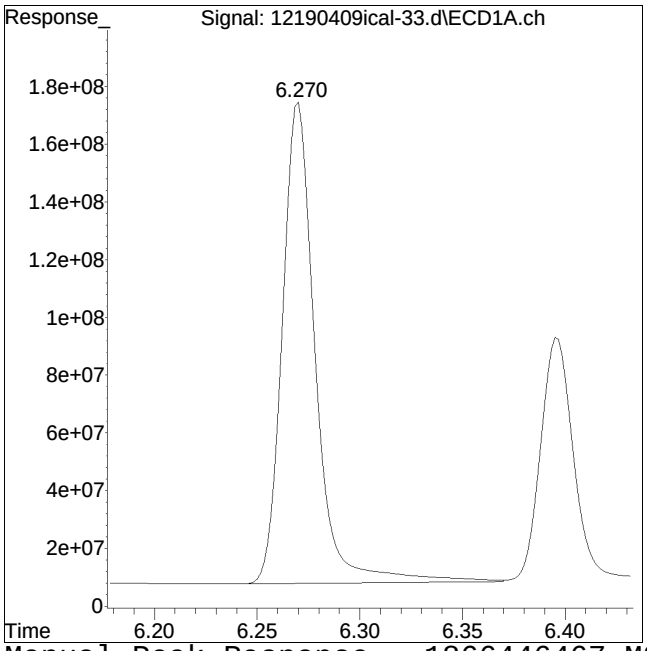

Original Peak Response = 0 Manual Peak Response = 1866446467 M2

M2 = Peak not found by automatic integration algorithm.

Manual Integration Report

Data Path	: I:\Pest12\190409ical\	QMethod	: P12_pcb_04-09-19_ICAL_ug
Data File	: 12190409ical-33.d	Operator	: Pest12:kb
Date Inj'd	: 4/9/2019 10:51 am	Instrument	: Pest 12
Sample	: cicv4268,42e,,9028	Quant Date	: 4/9/2019 5:02 pm

Compound #84: 1268-5 #2

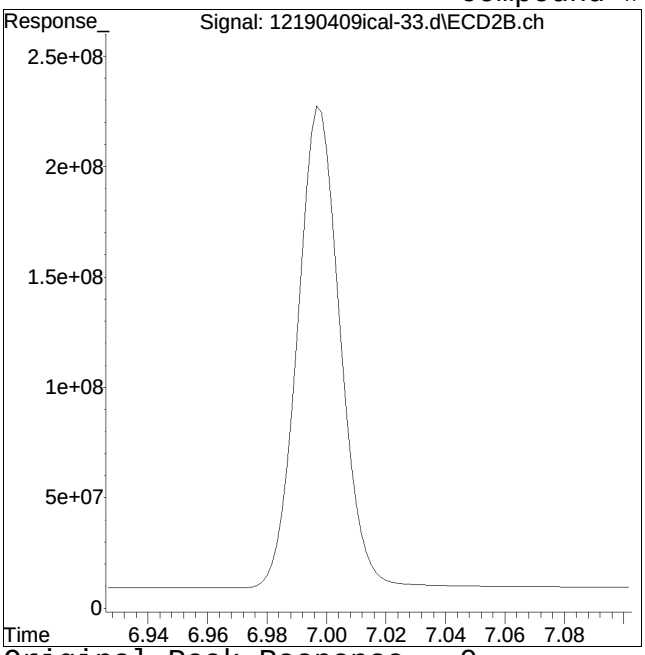

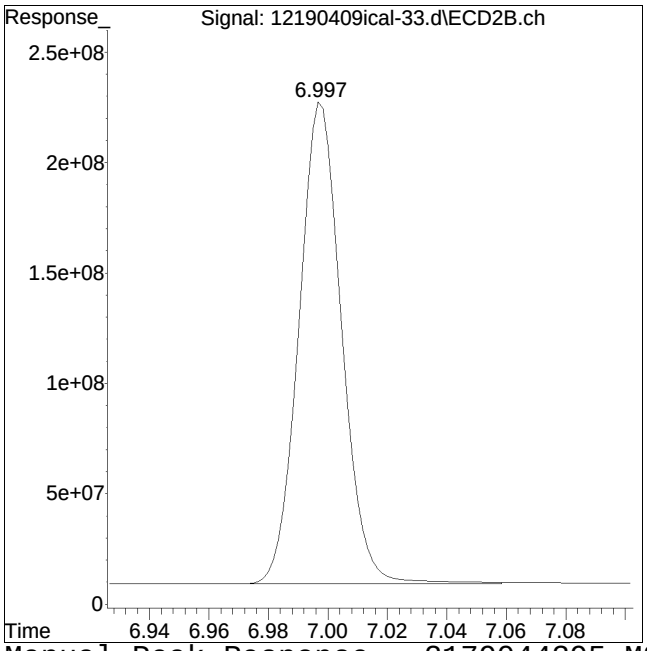

Original Peak Response = 0 Manual Peak Response = 2179044395 M2

M2 = Peak not found by automatic integration algorithm.

Evaluate Continuing Calibration Report

Data Path : I:\Pest12\190409ical\
Data File : 12190409ical-34.d
Signal(s) : Signal #1: ECD1A.ch Signal #2: ECD2B.ch
Acq On : 9 Apr 2019 11:03 am
Operator : Pest12:kb
Sample : cicv3262,42e,,9029
Misc : wg1224428,
ALS Vial : 33 Sample Multiplier: 1

Integration File signal 1: events1.e
Integration File signal 2: events2.e
Quant Time: Apr 09 17:11:53 2019
Quant Method : I:\Pest12\190409ical\P12_pcb_04-09-19_ICAL_ugL_.m
Quant Title : pcb
QLast Update : Tue Apr 09 17:00:43 2019
Response via : Initial Calibration
Integrator: ChemStation

Volume Inj. :
Signal #1 Phase : Signal #2 Phase:
Signal #1 Info : Signal #2 Info :

Min. RRF : 0.000 Min. Rel. Area : 50% Max. R.T. Dev 0.50min
Max. RRF Dev : 20% Max. Rel. Area : 150%

		Compound	Amount	Calc.	%Dev	Area%	Dev(Min)
1	i	1660_1br2nb	250.000	250.000	0.0	97	0.00
2	s	2,4,5,6-Tetrachloro-m-xylen	160.000	166.668	-4.2	102	0.00
3	s	Decachlorobiphenyl	320.000	313.199	2.1	99	0.00
14	i	2154_1br2nb	250.000	250.000	0.0	91	0.00
23	i	4268_1br2nb	250.000	250.000	0.0	91	-0.03
34	i	1248_1br2nb	250.000	250.000	0.0	86	-0.03
40	i	3262_1br2nb	250.000	250.000	0.0	79	-0.03
41	l5	1232-1	2500.000	2589.669	-3.6	82	-0.13
42	l5	1232-2	2500.000	2428.985	2.8	78	-0.13
43	l5	1232-3	2500.000	2354.114	5.8	76	-0.14
44	l5	1232-4	2500.000	2413.588	3.5	75	0.16
45	l5	1232-5	2500.000	2264.403	9.4	66	-0.16
46	l8	1262-1	2500.000	2637.758	-5.5	86	-0.15
47	l8	1262-2	2500.000	2493.163	0.3	80	-0.15
48	l8	1262-3	2500.000	2479.936	0.8	77	-0.15
49	l8	1262-4	2500.000	2574.258	-3.0	81	-0.15
50	l8	1262-5	2500.000	2630.384	-5.2	83	-0.14

Signal #2

1	i	1660_1br2nb	250.000	250.000	0.0	102	0.00
2	s	2,4,5,6-Tetrachloro-m-xyl	160.000	151.177	5.5	101	0.00
3	s	Decachlorobiphenyl	320.000	308.291	3.7	105	0.00
14	i	2154_1br2nb	250.000	250.000	0.0	96	0.00

Evaluate Continuing Calibration Report

Data Path : I:\Pest12\190409ical\
Data File : 12190409ical-34.d
Signal(s) : Signal #1: ECD1A.ch Signal #2: ECD2B.ch
Acq On : 9 Apr 2019 11:03 am
Operator : Pest12:kb
Sample : cicv3262,42e,,9029
Misc : wg1224428,
ALS Vial : 33 Sample Multiplier: 1

Integration File signal 1: events1.e
Integration File signal 2: events2.e
Quant Time: Apr 09 17:11:53 2019
Quant Method : I:\Pest12\190409ical\P12_pcb_04-09-19_ICAL_ugL_.m
Quant Title : pcb
QLast Update : Tue Apr 09 17:00:43 2019
Response via : Initial Calibration
Integrator: ChemStation

Volume Inj. :
Signal #1 Phase : Signal #2 Phase:
Signal #1 Info : Signal #2 Info :

Min. RRF : 0.000 Min. Rel. Area : 50% Max. R.T. Dev 0.50min
Max. RRF Dev : 20% Max. Rel. Area : 150%

		Compound	Amount	Calc.	%Dev	Area%	Dev(Min)
23	i	4268_1br2nb	250.000	250.000	0.0	109	-0.02
34	i	1248_1br2nb	250.000	250.000	0.0	92	-0.02
40	i	3262_1br2nb	250.000	250.000	0.0	92	-0.02
41	l5	1232-1	2500.000	2470.047	1.2	93	-0.09
42	l5	1232-2	2500.000	2197.562	12.1	84	-0.10
43	l5	1232-3	2500.000	2268.854	9.2	84	-0.10
44	l5	1232-4	2500.000	2271.468	9.1	84	0.28
45	l5	1232-5	2500.000	2206.856	11.7	82	-0.10
46	l8	1262-1	2500.000	2450.477	2.0	94	-0.10
47	l8	1262-2	2500.000	2390.663	4.4	90	-0.10
48	l8	1262-3	2500.000	2401.683	3.9	91	-0.10
49	l8	1262-4	2500.000	2444.272	2.2	92	-0.09
50	l8	1262-5	2500.000	2323.040	7.1	84	0.00

Evaluate Continuing Calibration Report - Not Founds

4	l1	1016-1	2500.000	0.000	100.0#	0	-2.65#
5	l1	1016-2	2500.000	0.000	100.0#	0	-2.88#
6	l1	1016-3	2500.000	0.000	100.0#	0	-3.20#
7	l1	1016-4	2500.000	0.000	100.0#	0	-3.30#
8	l1	1016-5	2500.000	0.000	100.0#	0	-3.60#
9	l2	1260-1	2500.000	0.000	100.0#	0	-4.56#
10	l2	1260-2	2500.000	0.000	100.0#	0	-4.77#
11	l2	1260-3	2500.000	0.000	100.0#	0	-5.24#
12	l2	1260-4	2500.000	0.000	100.0#	0	-5.46#
13	l2	1260-5	2500.000	0.000	100.0#	0	-5.66#
15	l3	1221-1	2500.000	0.000	100.0#	0	-2.52#
16	l3	1221-2	2500.000	0.000	100.0#	0	-2.62#
17	l3	1221-3	2500.000	0.000	100.0#	0	-2.64#

Evaluate Continuing Calibration Report

Data Path : I:\Pest12\190409ical\
Data File : 12190409ical-34.d
Signal(s) : Signal #1: ECD1A.ch Signal #2: ECD2B.ch
Acq On : 9 Apr 2019 11:03 am
Operator : Pest12:kb
Sample : cicv3262,42e,,9029
Misc : wg1224428,
ALS Vial : 33 Sample Multiplier: 1

Integration File signal 1: events1.e
Integration File signal 2: events2.e
Quant Time: Apr 09 17:11:53 2019
Quant Method : I:\Pest12\190409ical\P12_pcb_04-09-19_ICAL_ugL_.m
Quant Title : pcb
QLast Update : Tue Apr 09 17:00:43 2019
Response via : Initial Calibration
Integrator: ChemStation

Volume Inj. :
Signal #1 Phase : Signal #2 Phase:
Signal #1 Info : Signal #2 Info :

Min. RRF : 0.000 Min. Rel. Area : 50% Max. R.T. Dev 0.50min
Max. RRF Dev : 20% Max. Rel. Area : 150%

		Compound	Amount	Calc.	%Dev	Area%	Dev(Min)
18	l4	1254-1	2500.000	0.000	100.0#	0	-3.90#
19	l4	1254-2	2500.000	0.000	100.0#	0	-4.33#
20	l4	1254-3	2500.000	0.000	100.0#	0	-4.42#
21	l4	1254-4	2500.000	0.000	100.0#	0	-4.63#
22	l4	1254-5	2500.000	0.000	100.0#	0	-4.98#
24	l6	1242-1	2500.000	0.000	100.0#	0	-2.68#
25	l6	1242-2	2500.000	0.000	100.0#	0	-2.91#
26	l6	1242-3	2500.000	0.000	100.0#	0	-3.24#
27	l6	1242-4	2500.000	0.000	100.0#	0	-3.64#
28	l6	1242-5	2500.000	0.000	100.0#	0	-3.98#
29	l9	1268-1	2500.000	0.000	100.0#	0	-5.72#
30	l9	1268-2	2500.000	0.000	100.0#	0	-5.75#
31	l9	1268-3	2500.000	0.000	100.0#	0	-5.88#
32	l9	1268-4	2500.000	0.000	100.0#	0	-6.12#
33	l9	1268-5	2500.000	0.000	100.0#	0	-6.31#
35	l7	1248-1	2500.000	0.000	100.0#	0	-3.22#
36	l7	1248-2	2500.000	0.000	100.0#	0	-3.47#
37	l7	1248-3	2500.000	0.000	100.0#	0	-3.64#
38	l7	1248-4	2500.000	0.000	100.0#	0	-3.97#
39	l7	1248-5	2500.000	0.000	100.0#	0	-4.00#

Signal #2

4	l1	1016-1	2500.000	0.000	100.0#	0	-3.15#
5	l1	1016-2	2500.000	0.000	100.0#	0	-3.46#
6	l1	1016-3	2500.000	0.000	100.0#	0	-3.85#
7	l1	1016-4	2500.000	0.000	100.0#	0	-3.96#
8	l1	1016-5	2500.000	0.000	100.0#	0	-4.35#
9	l2	1260-1	2500.000	0.000	100.0#	0	-5.32#
10	l2	1260-2	2500.000	0.000	100.0#	0	-5.47#
11	l2	1260-3	2500.000	0.000	100.0#	0	-6.00#

Evaluate Continuing Calibration Report

Data Path : I:\Pest12\190409ical\
Data File : 12190409ical-34.d
Signal(s) : Signal #1: ECD1A.ch Signal #2: ECD2B.ch
Acq On : 9 Apr 2019 11:03 am
Operator : Pest12:kb
Sample : cicv3262,42e,,9029
Misc : wg1224428,
ALS Vial : 33 Sample Multiplier: 1

Integration File signal 1: events1.e
Integration File signal 2: events2.e
Quant Time: Apr 09 17:11:53 2019
Quant Method : I:\Pest12\190409ical\P12_pcb_04-09-19_ICAL_ugL_.m
Quant Title : pcb
QLast Update : Tue Apr 09 17:00:43 2019
Response via : Initial Calibration
Integrator: ChemStation

Volume Inj. :
Signal #1 Phase : Signal #2 Phase:
Signal #1 Info : Signal #2 Info :

Min. RRF : 0.000 Min. Rel. Area : 50% Max. R.T. Dev 0.50min
Max. RRF Dev : 20% Max. Rel. Area : 150%

	Compound	Amount	Calc.	%Dev	Area%	Dev(Min)
12	l2 1260-4	2500.000	0.000	100.0#	0	-6.16#
13	l2 1260-5	2500.000	0.000	100.0#	0	-6.41#
15	l3 1221-1	2500.000	0.000	100.0#	0	-2.99#
16	l3 1221-2	2500.000	0.000	100.0#	0	-3.10#
17	l3 1221-3	2500.000	0.000	100.0#	0	-3.14#
18	l4 1254-1	2500.000	0.000	100.0#	0	-4.68#
19	l4 1254-2	2500.000	0.000	100.0#	0	-5.09#
20	l4 1254-3	2500.000	0.000	100.0#	0	-5.18#
21	l4 1254-4	2500.000	0.000	100.0#	0	-5.35#
22	l4 1254-5	2500.000	0.000	100.0#	0	-5.73#
24	l6 1242-1	2500.000	0.000	100.0#	0	-3.17#
25	l6 1242-2	2500.000	0.000	100.0#	0	-3.49#
26	l6 1242-3	2500.000	0.000	100.0#	0	-3.88#
27	l6 1242-4	2500.000	0.000	100.0#	0	-4.37#
28	l6 1242-5	2500.000	0.000	100.0#	0	-4.67#
29	l9 1268-1	2500.000	0.000	100.0#	0	-6.42#
30	l9 1268-2	2500.000	0.000	100.0#	0	-6.46#
31	l9 1268-3	2500.000	0.000	100.0#	0	-6.63#
32	l9 1268-4	2500.000	0.000	100.0#	0	-6.81#
33	l9 1268-5	2500.000	0.000	100.0#	0	-7.03#
35	l7 1248-1	2500.000	0.000	100.0#	0	-3.86#
36	l7 1248-2	2500.000	0.000	100.0#	0	-4.15#
37	l7 1248-3	2500.000	0.000	100.0#	0	-4.37#
38	l7 1248-4	2500.000	0.000	100.0#	0	-4.67#
39	l7 1248-5	2500.000	0.000	100.0#	0	-4.71#

(#) = Out of Range SPCC's out = 0 CCC's out = 0

Quantitation Report (QT Reviewed)

Data Path : I:\Pest12\190409ical\
Data File : 12190409ical-34.d
Signal(s) : Signal #1: ECD1A.ch Signal #2: ECD2B.ch
Acq On : 9 Apr 2019 11:03 am
Operator : Pest12:kb
Sample : cicv3262,42e,,9029
Misc : wg1224428,
ALS Vial : 33 Sample Multiplier: 1

Integration File signal 1: events1.e
Integration File signal 2: events2.e
Quant Time: Apr 09 17:11:53 2019
Quant Method : I:\Pest12\190409ical\P12_pcb_04-09-19_ICAL_ugL_.m
Quant Title : pcb
QLast Update : Tue Apr 09 17:00:43 2019
Response via : Initial Calibration
Integrator: ChemStation

Volume Inj. :
Signal #1 Phase : Signal #2 Phase:
Signal #1 Info : Signal #2 Info :

Sub List : Default - All compounds listed

	Compound	RT#1	RT#2	Resp#1	Resp#2	ug/l	ug/l
	Internal Standards						
1) i	1660_1br2nb	1.963	2.163	816.1E6	1272.3E6	250.000	250.000
14) i	2154_1br2nb	1.963	2.163	816.1E6	1272.3E6	250.000	250.000
23) i	4268_1br2nb	1.963	2.163	816.1E6	1272.3E6	250.000	250.000
34) i	1248_1br2nb	1.963	2.163	816.1E6	1272.3E6	250.000	250.000
40) i	3262_1br2nb	1.963	2.163	816.1E6	1272.3E6	250.000	250.000
	System Monitoring Compounds						
2) s	2,4,5,6-Tetr	2.419	2.783	560.4E6	926.4E6	166.668	151.177
Spiked Amount	500.000 Range	30 - 150	Recovery	=		33.33%	30.24%
3) s	Decachlorobi	6.397	7.171	620.5E6	730.2E6	313.199	308.291
Spiked Amount	500.000 Range	30 - 150	Recovery	=		62.64%	61.66%
	Target Compounds						
4) l1	1016-1	0.000	0.000	0	0	N.D. d	N.D. d
5) l1	1016-2	0.000	0.000	0	0	N.D. d	N.D. d
6) l1	1016-3	0.000	0.000	0	0	N.D. d	N.D. d
7) l1	1016-4	0.000	0.000	0	0	N.D. d	N.D. d
8) l1	1016-5	0.000	0.000	0	0	N.D. d	N.D. d
Sum	1016-1			0	0	N.D.	N.D.
Average	1016-1					0.000	0.000
9) l2	1260-1	0.000	0.000	0	0	N.D. d	N.D. d
10) l2	1260-2	0.000	0.000	0	0	N.D. d	N.D. d
11) l2	1260-3	0.000	0.000	0	0	N.D. d	N.D. d
12) l2	1260-4	0.000	0.000	0	0	N.D. d	N.D. d
13) l2	1260-5	0.000	0.000	0	0	N.D. d	N.D. d
Sum	1260-1			0	0	N.D.	N.D.
Average	1260-1					0.000	0.000
15) l3	1221-1	0.000	0.000	0	0	N.D. d	N.D. d
16) l3	1221-2	0.000	0.000	0	0	N.D. d	N.D. d
17) l3	1221-3	0.000	0.000	0	0	N.D. d	N.D. d

Quantitation Report (QT Reviewed)

Data Path : I:\Pest12\190409ical\
Data File : 12190409ical-34.d
Signal(s) : Signal #1: ECD1A.ch Signal #2: ECD2B.ch
Acq On : 9 Apr 2019 11:03 am
Operator : Pest12:kb
Sample : cicv3262,42e,,9029
Misc : wg1224428,
ALS Vial : 33 Sample Multiplier: 1

Integration File signal 1: events1.e
Integration File signal 2: events2.e
Quant Time: Apr 09 17:11:53 2019
Quant Method : I:\Pest12\190409ical\P12_pcb_04-09-19_ICAL_ugL_.m
Quant Title : pcb
QLast Update : Tue Apr 09 17:00:43 2019
Response via : Initial Calibration
Integrator: ChemStation

Volume Inj. :
Signal #1 Phase : Signal #2 Phase:
Signal #1 Info : Signal #2 Info :

Sub List : Default - All compounds listed

	Compound	RT#1	RT#2	Resp#1	Resp#2	ug/l	ug/l
Sum	1221-1			0	0	N.D.	N.D.
Average	1221-1					0.000	0.000
18) l4	1254-1	0.000	0.000	0	0	N.D. d	N.D. d
19) l4	1254-2	0.000	0.000	0	0	N.D. d	N.D. d
20) l4	1254-3	0.000	0.000	0	0	N.D. d	N.D. d
21) l4	1254-4	0.000	0.000	0	0	N.D. d	N.D. d
22) l4	1254-5	0.000	0.000	0	0	N.D. d	N.D. d
Sum	1254-1			0	0	N.D.	N.D.
Average	1254-1					0.000	0.000
24) l6	1242-1	0.000	0.000	0	0	N.D. d	N.D. d
25) l6	1242-2	0.000	0.000	0	0	N.D. d	N.D. d
26) l6	1242-3	0.000	0.000	0	0	N.D. d	N.D. d
27) l6	1242-4	0.000	0.000	0	0	N.D. d	N.D. d
28) l6	1242-5	0.000	0.000	0	0	N.D. d	N.D. d
Sum	1242-1			0	0	N.D.	N.D.
Average	1242-1					0.000	0.000
29) l9	1268-1	0.000	0.000	0	0	N.D. d	N.D. d
30) l9	1268-2	0.000	0.000	0	0	N.D. d	N.D. d
31) l9	1268-3	0.000	0.000	0	0	N.D. d	N.D. d
32) l9	1268-4	0.000	0.000	0	0	N.D. d	N.D. d
33) l9	1268-5	0.000	0.000	0	0	N.D. d	N.D. d
Sum	1268-1			0	0	N.D.	N.D.
Average	1268-1					0.000	0.000
35) l7	1248-1	0.000	0.000	0	0	N.D. d	N.D. d
36) l7	1248-2	0.000	0.000	0	0	N.D. d	N.D. d
37) l7	1248-3	0.000	0.000	0	0	N.D. d	N.D. d
38) l7	1248-4	0.000	0.000	0	0	N.D. d	N.D. d
39) l7	1248-5	0.000	0.000	0	0	N.D. d	N.D. d
Sum	1248-1			0	0	N.D.	N.D.

Quantitation Report (QT Reviewed)

Data Path : I:\Pest12\190409ical\
Data File : 12190409ical-34.d
Signal(s) : Signal #1: ECD1A.ch Signal #2: ECD2B.ch
Acq On : 9 Apr 2019 11:03 am
Operator : Pest12:kb
Sample : cicv3262,42e,,9029
Misc : wg1224428,
ALS Vial : 33 Sample Multiplier: 1

Integration File signal 1: events1.e
Integration File signal 2: events2.e
Quant Time: Apr 09 17:11:53 2019
Quant Method : I:\Pest12\190409ical\P12_pcb_04-09-19_ICAL_ugL_.m
Quant Title : pcb
QLast Update : Tue Apr 09 17:00:43 2019
Response via : Initial Calibration
Integrator: ChemStation

Volume Inj. :
Signal #1 Phase : Signal #2 Phase:
Signal #1 Info : Signal #2 Info :

Sub List : Default - All compounds listed

	Compound	RT#1	RT#2	Resp#1	Resp#2	ug/l	ug/l
Average	1248-1					0.000	0.000
41) l5	1232-1	2.643f	3.143f	168.2E6	299.5E6	2589.669M2	2470.047M2
42) l5	1232-2	2.875f	3.462f	150.3E6	284.9E6	2428.985M2	2197.562M2
43) l5	1232-3	3.201f	3.849f	286.8E6	530.8E6	2354.114M2	2268.854M2
44) l5	1232-4	3.602f	4.348f	125.7E6	161.3E6	2413.588M2	2271.468M2
45) l5	1232-5	3.937f	4.649f	75408720	143.1E6	2264.403M2	2206.856M2
Sum	1232-1			806.4E6	1419.5E6	12050.759	11414.788
Average	1232-1					2410.152	2282.958
46) l8	1262-1	4.767f	5.466f	397.1E6	511.5E6	2637.758M2	2450.477M2
47) l8	1262-2	5.059f	5.785f	468.7E6	630.9E6	2493.163M2	2390.663M2
48) l8	1262-3	5.239f	5.994f	416.2E6	567.2E6	2479.936M2	2401.683M2
49) l8	1262-4	5.458f	6.156f	890.6E6	1053.1E6	2574.258M2	2444.272M2
50) l8	1262-5	5.681f	6.400	330.3E6	692.8E6	2630.384M2	2323.040M2
Sum	1262-1			2503.0E6	3455.6E6	12815.500	12010.135
Average	1262-1					2563.100	2402.027

SemiQuant Compounds - Not Calibrated on this Instrument

Sum	1262-1			2503.0E6	3455.6E6	12815.500	12010.135
Average	1262-1					2563.100	2402.027

Quantitation Report (QT Reviewed)

Data Path : I:\Pest12\190409ical\
Data File : 12190409ical-34.d
Signal(s) : Signal #1: ECD1A.ch Signal #2: ECD2B.ch
Acq On : 9 Apr 2019 11:03 am
Operator : Pest12:kb
Sample : cicv3262,42e,,9029
Misc : wg1224428,
ALS Vial : 33 Sample Multiplier: 1

Integration File signal 1: events1.e
Integration File signal 2: events2.e
Quant Time: Apr 09 17:11:53 2019
Quant Method : I:\Pest12\190409ical\P12_pcb_04-09-19_ICAL_ugL_.m
Quant Title : pcb
QLast Update : Tue Apr 09 17:00:43 2019
Response via : Initial Calibration
Integrator: ChemStation

Volume Inj. :
Signal #1 Phase : Signal #2 Phase:
Signal #1 Info : Signal #2 Info :

Sub List : Default - All compounds listed

Compound	RT#1	RT#2	Resp#1	Resp#2	ug/l	ug/l

(f)=RT Delta > 1/2 Window (D)=Amounts differ by > 40% (m)=manual int.
(#)=Recovery Exceeds Compound Acceptance Limits.
(I,C,F) I=Interference, C=Coelluting Calibration Peak, F=Fails CC Criteria.

Sub List : Default - All compounds listed Reviewed)

Data Path : I:\Pest12\190409ical\
Data File : 12190409ical-34.d
Signal(s) : Signal #1: ECD1A.ch Signal #2: ECD2B.ch
Acq On : 9 Apr 2019 11:03 am
Operator : Pest12:kb
Sample : cicv3262,42e,,9029
Misc : wg1224428,
ALS Vial : 33 Sample Multiplier: 1

Integration File signal 1: events1.e
Integration File signal 2: events2.e
Quant Time: Apr 09 17:11:53 2019
Quant Method : I:\Pest12\190409ical\P12_pcb_04-09-19_ICAL_ugL_.m
Quant Title : pcb
QLast Update : Tue Apr 09 17:00:43 2019
Response via : Initial Calibration
Integrator: ChemStation

Volume Inj. :
Signal #1 Phase : Signal #2 Phase:
Signal #1 Info : Signal #2 Info :

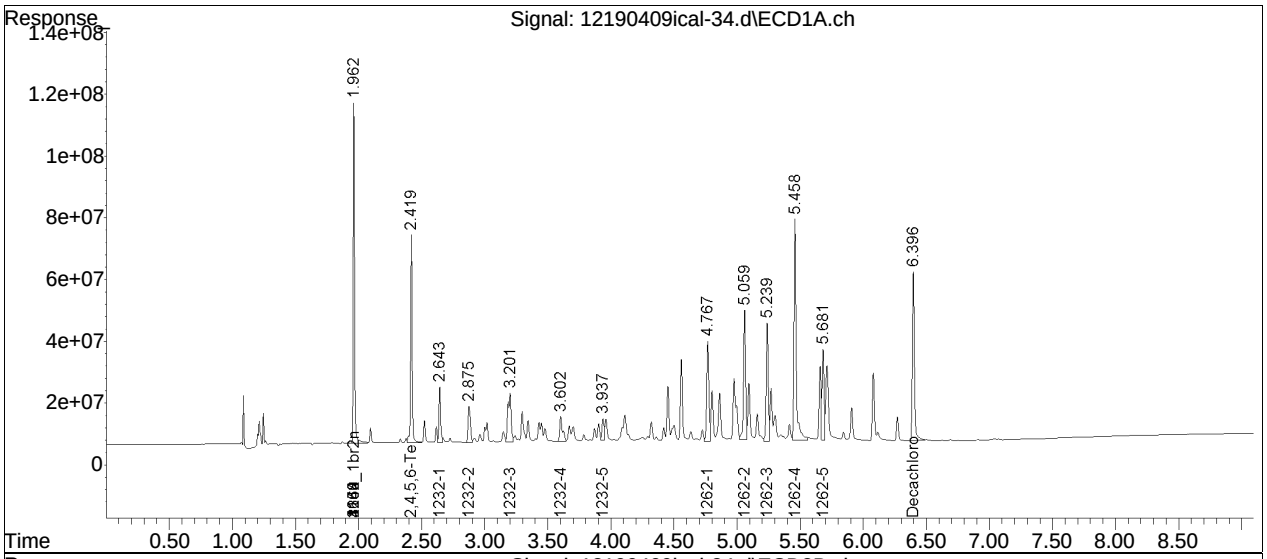

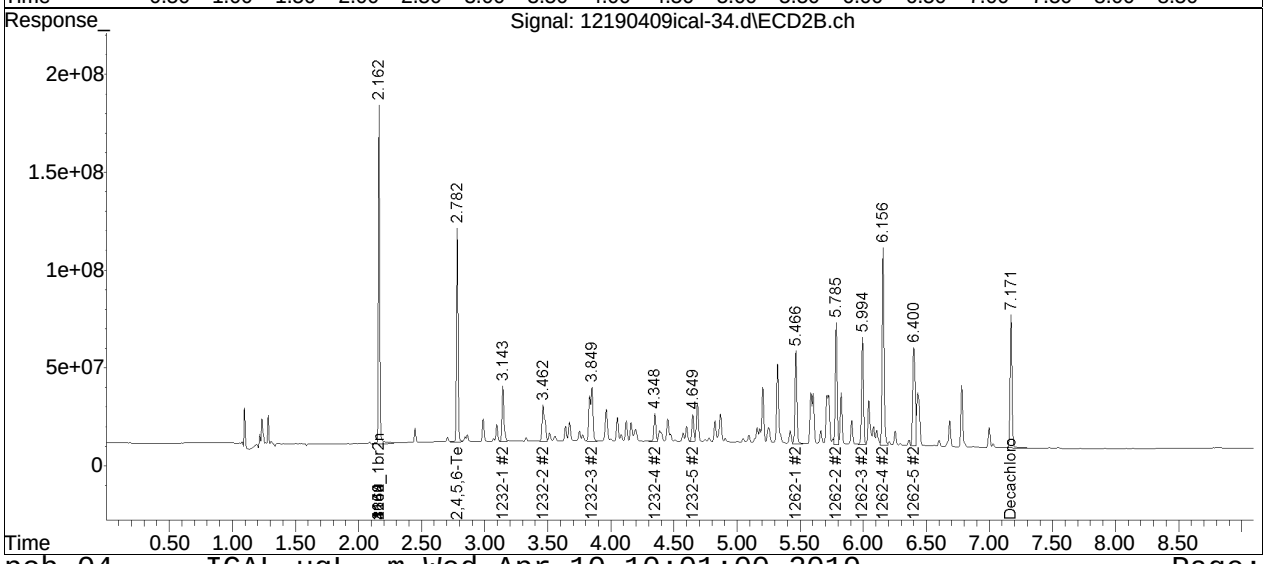

Manual Integration Report

Data Path	: I:\Pest12\190409ical\	QMethod	: P12_pcb_04-09-19_ICAL_ug
Data File	: 12190409ical-34.d	Operator	: Pest12:kb
Date Inj'd	: 4/9/2019 11:03 am	Instrument	: Pest 12
Sample	: cicv3262,42e,,9029	Quant Date	: 4/9/2019 5:09 pm

Compound #41: 1232-1

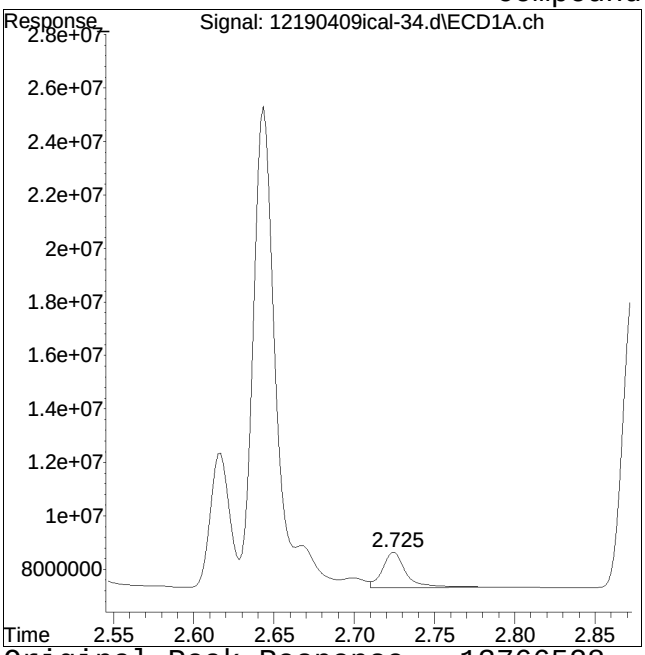

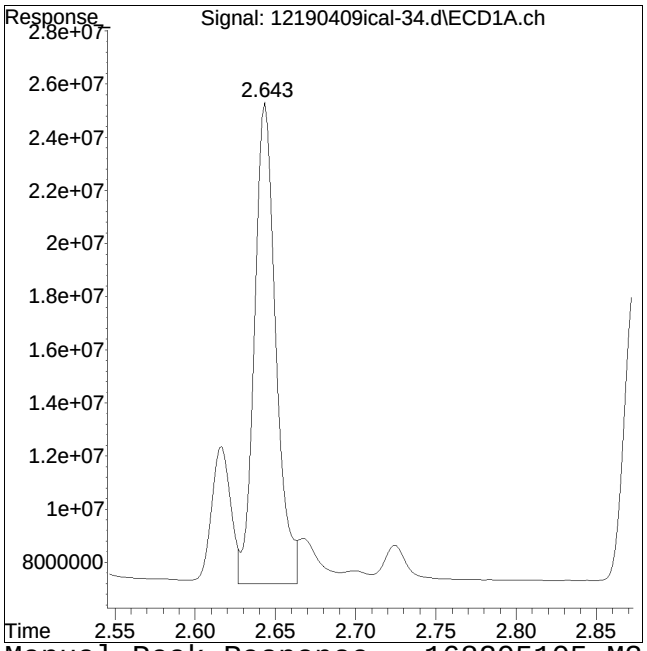

Original Peak Response = 13766528 Manual Peak Response = 168205105 M2
M2 = Peak not found by automatic integration algorithm.

Manual Integration Report

Data Path	: I:\Pest12\190409ical\	QMethod	: P12_pcb_04-09-19_ICAL_ug
Data File	: 12190409ical-34.d	Operator	: Pest12:kb
Date Inj'd	: 4/9/2019 11:03 am	Instrument	: Pest 12
Sample	: cicv3262,42e,,9029	Quant Date	: 4/9/2019 5:09 pm

Compound #92: 1232-1 #2

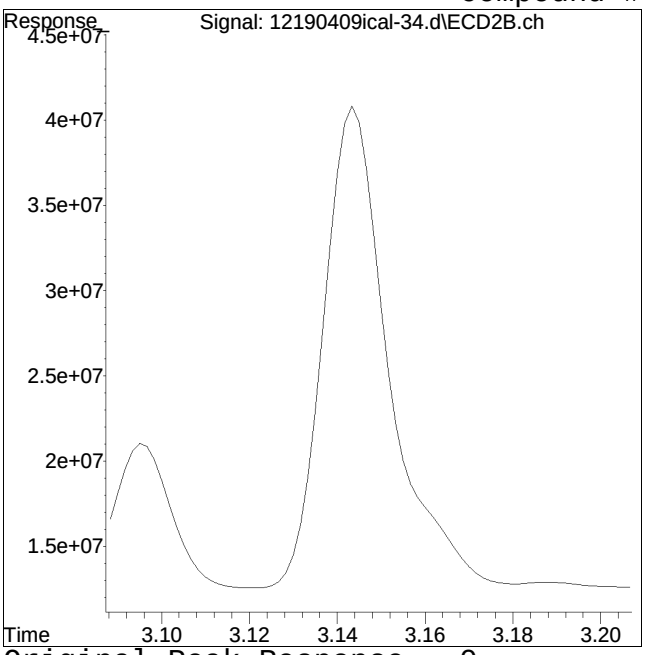

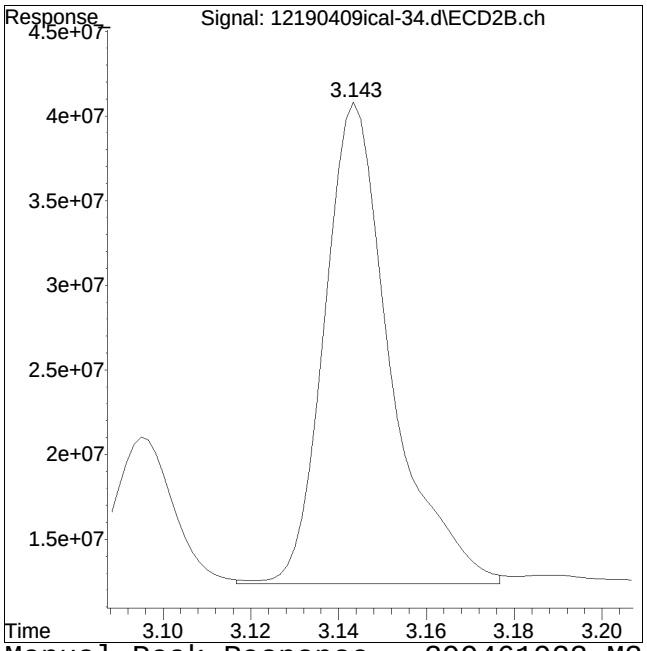

Original Peak Response = 0 Manual Peak Response = 299461923 M2

M2 = Peak not found by automatic integration algorithm.

Manual Integration Report

Data Path	: I:\Pest12\190409ical\	QMethod	: P12_pcb_04-09-19_ICAL_ug
Data File	: 12190409ical-34.d	Operator	: Pest12:kb
Date Inj'd	: 4/9/2019 11:03 am	Instrument	: Pest 12
Sample	: cicv3262,42e,,9029	Quant Date	: 4/9/2019 5:09 pm

Compound #42: 1232-2

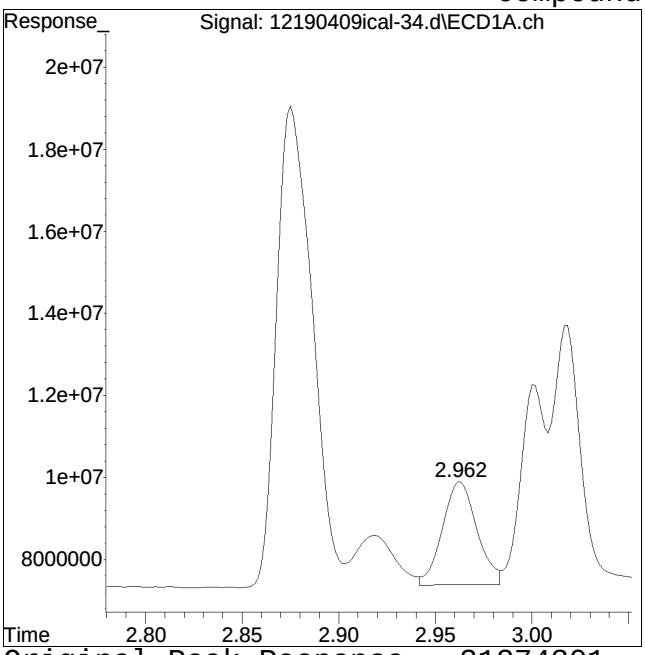

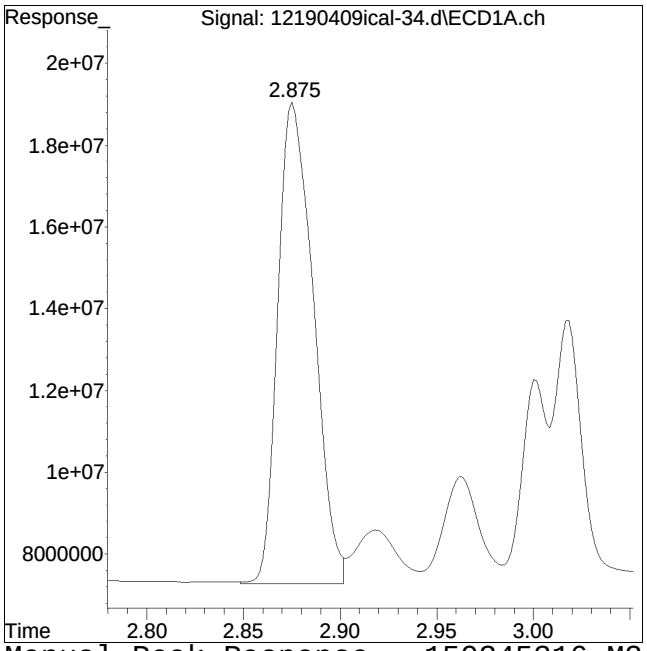

Original Peak Response = 31274301 Manual Peak Response = 150345316 M2
M2 = Peak not found by automatic integration algorithm.

Manual Integration Report

Data Path	: I:\Pest12\190409ical\	QMethod	: P12_pcb_04-09-19_ICAL_ug
Data File	: 12190409ical-34.d	Operator	: Pest12:kb
Date Inj'd	: 4/9/2019 11:03 am	Instrument	: Pest 12
Sample	: cicv3262,42e,,9029	Quant Date	: 4/9/2019 5:09 pm

Compound #93: 1232-2 #2

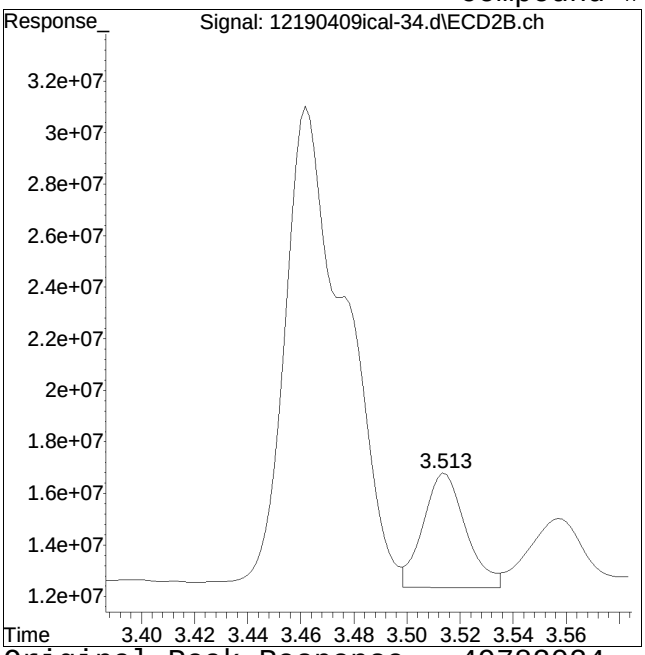

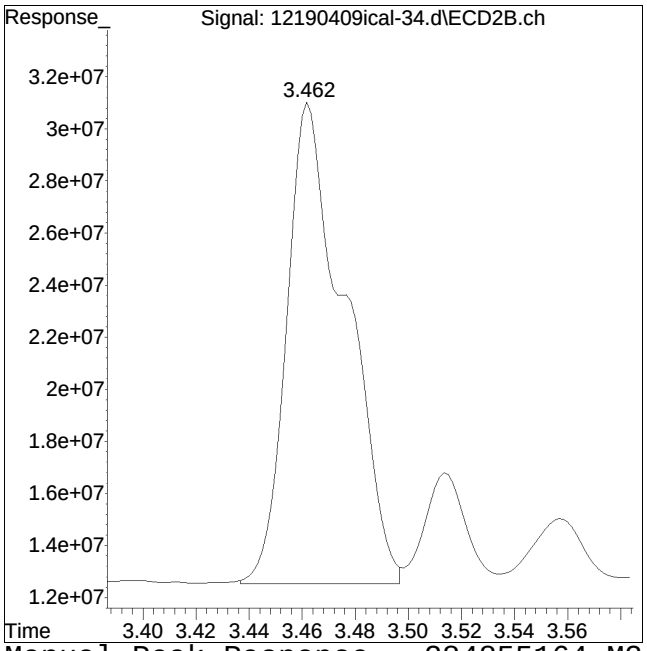

Original Peak Response = 49782024 Manual Peak Response = 284855164 M2
M2 = Peak not found by automatic integration algorithm.

Manual Integration Report

Data Path	: I:\Pest12\190409ical\	QMethod	: P12_pcb_04-09-19_ICAL_ug
Data File	: 12190409ical-34.d	Operator	: Pest12:kb
Date Inj'd	: 4/9/2019 11:03 am	Instrument	: Pest 12
Sample	: cicv3262,42e,,9029	Quant Date	: 4/9/2019 5:09 pm

Compound #43: 1232-3

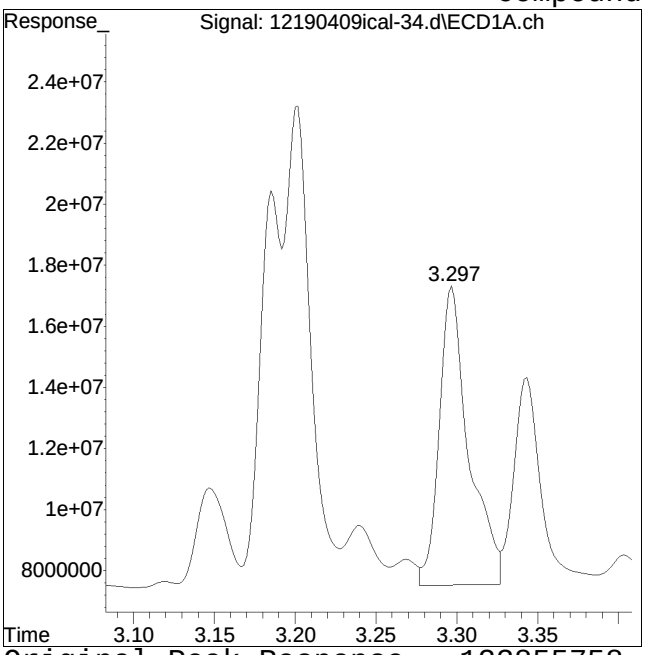

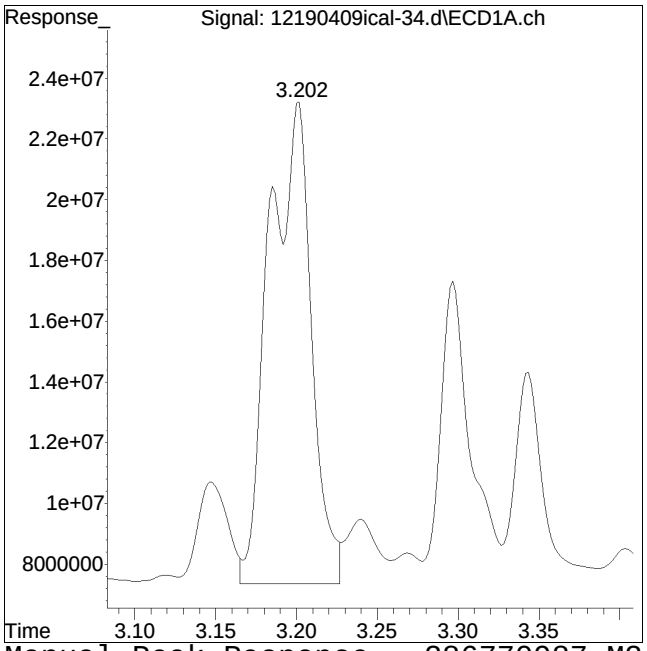

Original Peak Response = 123855758 Manual Peak Response = 286770987 M2
M2 = Peak not found by automatic integration algorithm.

Manual Integration Report

Data Path	: I:\Pest12\190409ical\	QMethod	: P12_pcb_04-09-19_ICAL_ug
Data File	: 12190409ical-34.d	Operator	: Pest12:kb
Date Inj'd	: 4/9/2019 11:03 am	Instrument	: Pest 12
Sample	: cicv3262,42e,,9029	Quant Date	: 4/9/2019 5:09 pm

Compound #94: 1232-3 #2

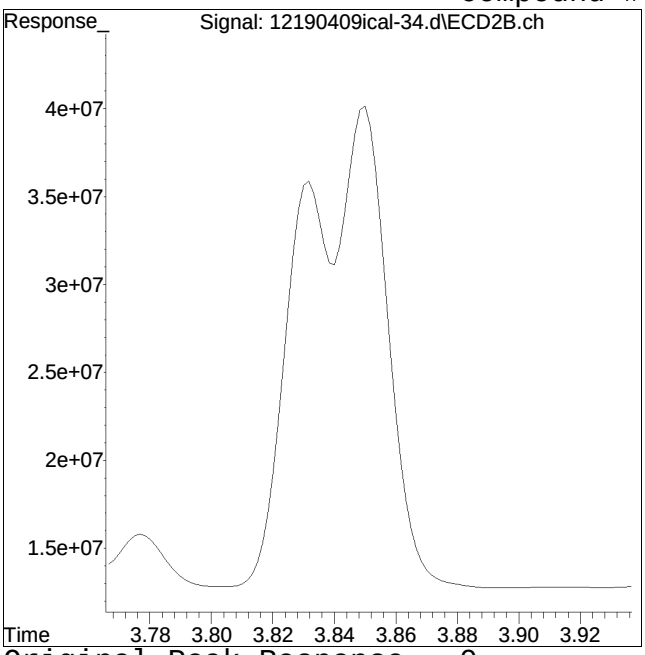

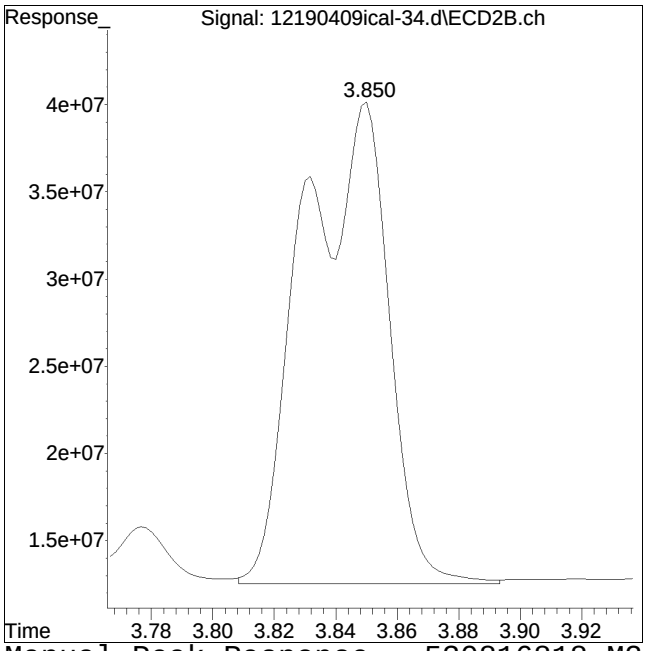

Original Peak Response = 0 Manual Peak Response = 530816818 M2
M2 = Peak not found by automatic integration algorithm.

Manual Integration Report

Data Path	: I:\Pest12\190409ical\	QMethod	: P12_pcb_04-09-19_ICAL_ug
Data File	: 12190409ical-34.d	Operator	: Pest12:kb
Date Inj'd	: 4/9/2019 11:03 am	Instrument	: Pest 12
Sample	: cicv3262,42e,,9029	Quant Date	: 4/9/2019 5:09 pm

Compound #44: 1232-4

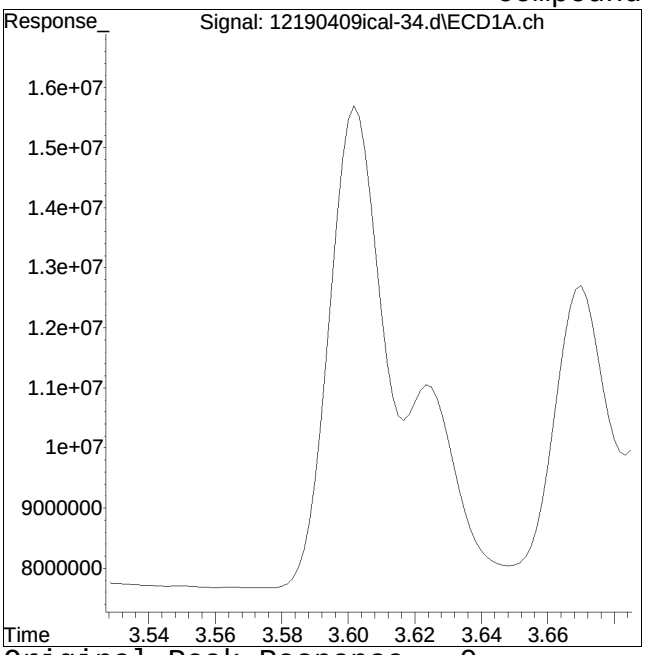

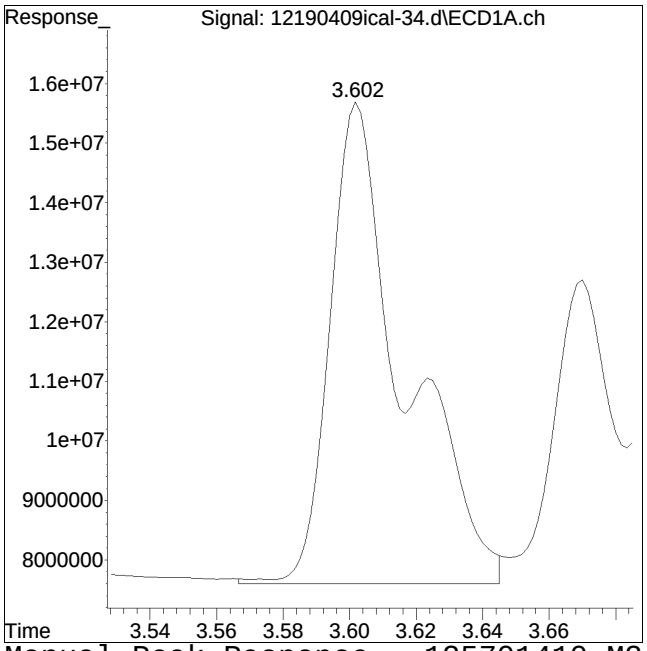

Original Peak Response = 0 Manual Peak Response = 125701410 M2
M2 = Peak not found by automatic integration algorithm.

Manual Integration Report

Data Path	: I:\Pest12\190409ical\	QMethod	: P12_pcb_04-09-19_ICAL_ug
Data File	: 12190409ical-34.d	Operator	: Pest12:kb
Date Inj'd	: 4/9/2019 11:03 am	Instrument	: Pest 12
Sample	: cicv3262,42e,,9029	Quant Date	: 4/9/2019 5:09 pm

Compound #95: 1232-4 #2

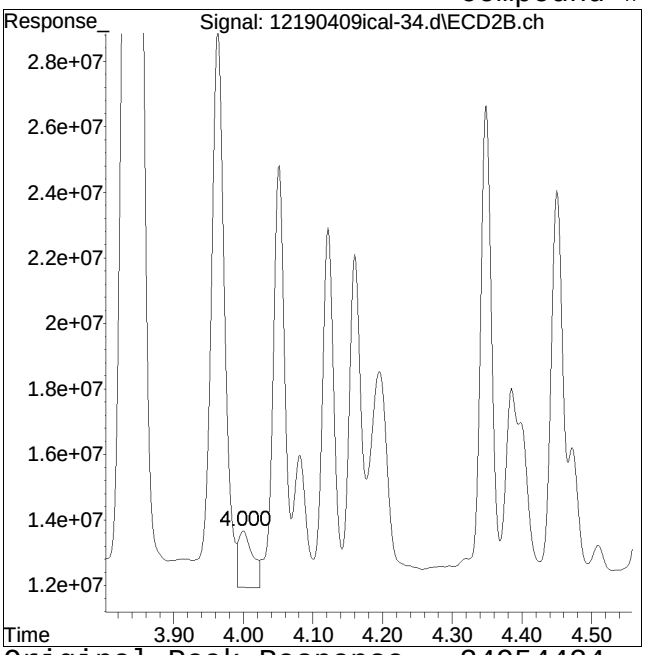

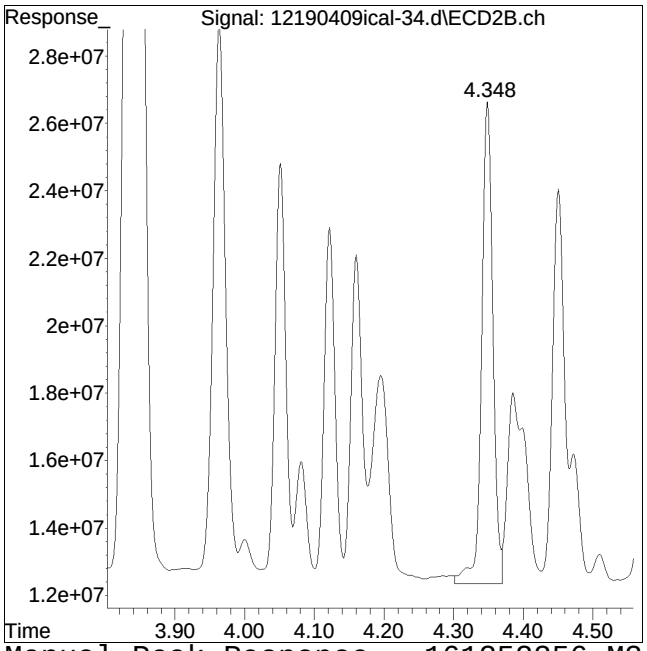

Original Peak Response = 24954424 Manual Peak Response = 161252256 M2
M2 = Peak not found by automatic integration algorithm.

Manual Integration Report

Data Path	: I:\Pest12\190409ical\	QMethod	: P12_pcb_04-09-19_ICAL_ug
Data File	: 12190409ical-34.d	Operator	: Pest12:kb
Date Inj'd	: 4/9/2019 11:03 am	Instrument	: Pest 12
Sample	: cicv3262,42e,,9029	Quant Date	: 4/9/2019 5:09 pm

Compound #45: 1232-5

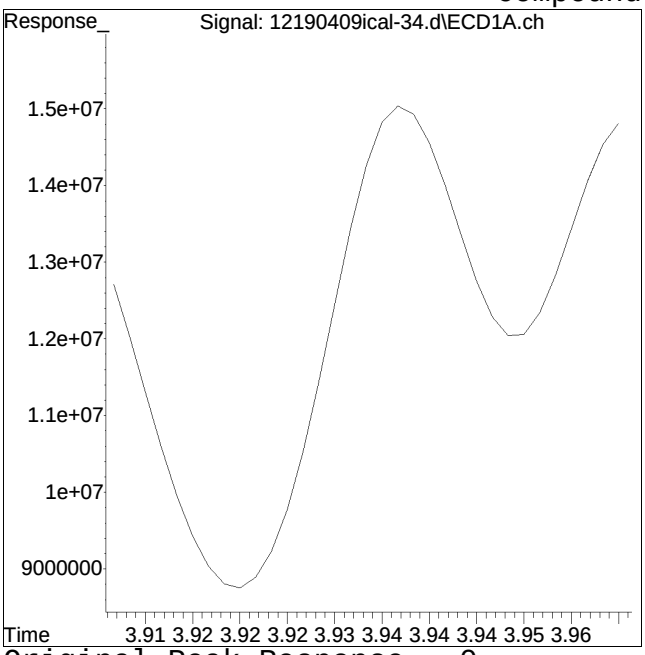

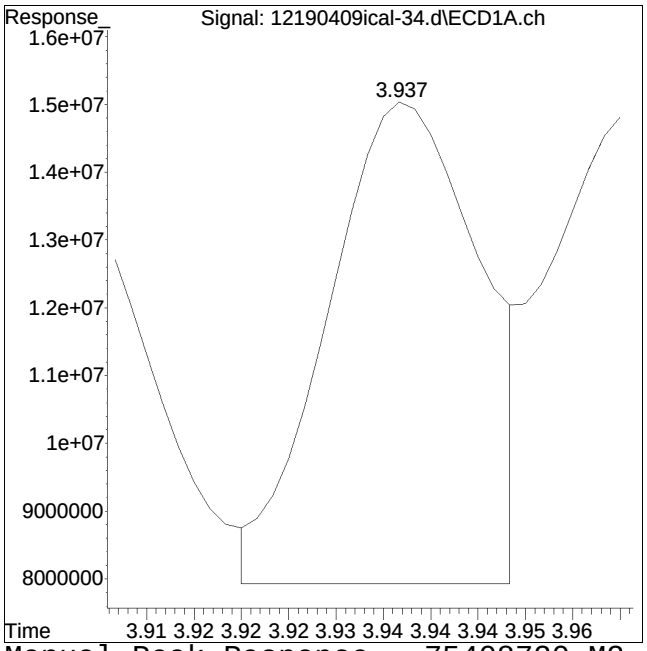

Original Peak Response = 0 Manual Peak Response = 75408720 M2
M2 = Peak not found by automatic integration algorithm.

Manual Integration Report

Data Path	: I:\Pest12\190409ical\	QMethod	: P12_pcb_04-09-19_ICAL_ug
Data File	: 12190409ical-34.d	Operator	: Pest12:kb
Date Inj'd	: 4/9/2019 11:03 am	Instrument	: Pest 12
Sample	: cicv3262,42e,,9029	Quant Date	: 4/9/2019 5:09 pm

Compound #96: 1232-5 #2

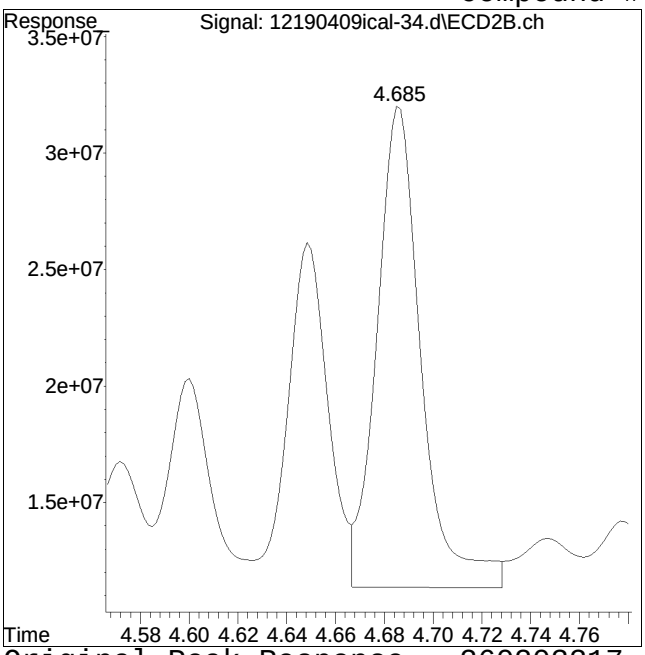

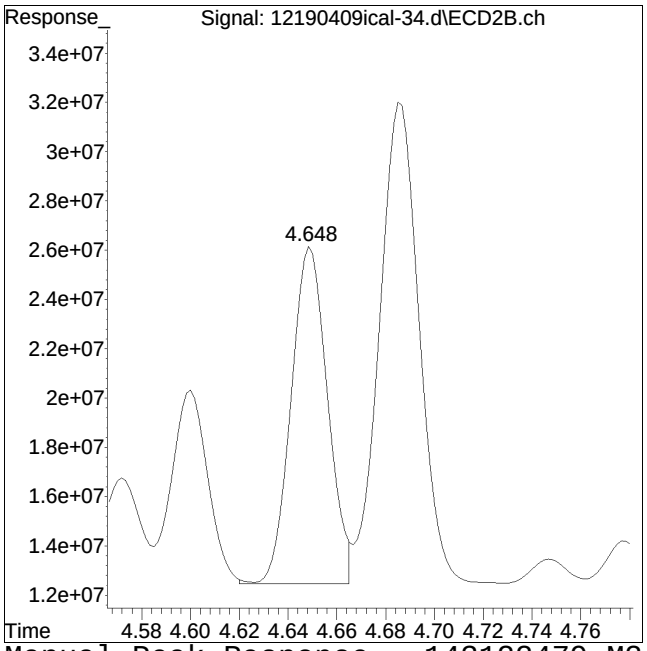

Original Peak Response = 260203317 Manual Peak Response = 143122479 M2
M2 = Peak not found by automatic integration algorithm.

Manual Integration Report

Data Path	: I:\Pest12\190409ical\	QMethod	: P12_pcb_04-09-19_ICAL_ug
Data File	: 12190409ical-34.d	Operator	: Pest12:kb
Date Inj'd	: 4/9/2019 11:03 am	Instrument	: Pest 12
Sample	: cicv3262,42e,,9029	Quant Date	: 4/9/2019 5:09 pm

Compound #46: 1262-1

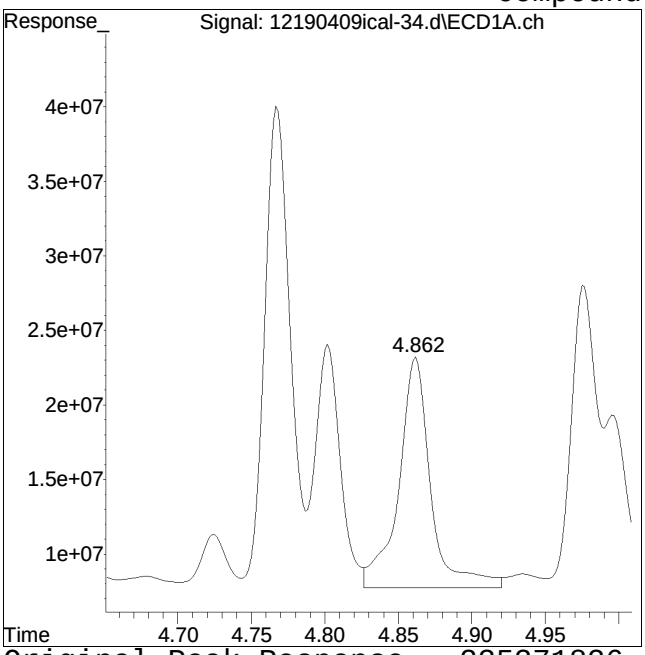

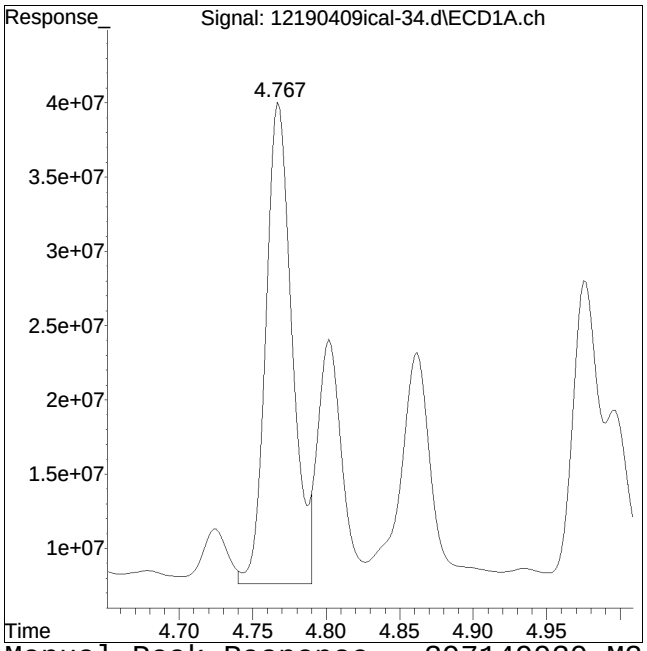

Original Peak Response = 235371826 Manual Peak Response = 397149930 M2
M2 = Peak not found by automatic integration algorithm.

Manual Integration Report

Data Path	: I:\Pest12\190409ical\	QMethod	: P12_pcb_04-09-19_ICAL_ug
Data File	: 12190409ical-34.d	Operator	: Pest12:kb
Date Inj'd	: 4/9/2019 11:03 am	Instrument	: Pest 12
Sample	: cicv3262,42e,,9029	Quant Date	: 4/9/2019 5:09 pm

Compound #97: 1262-1 #2

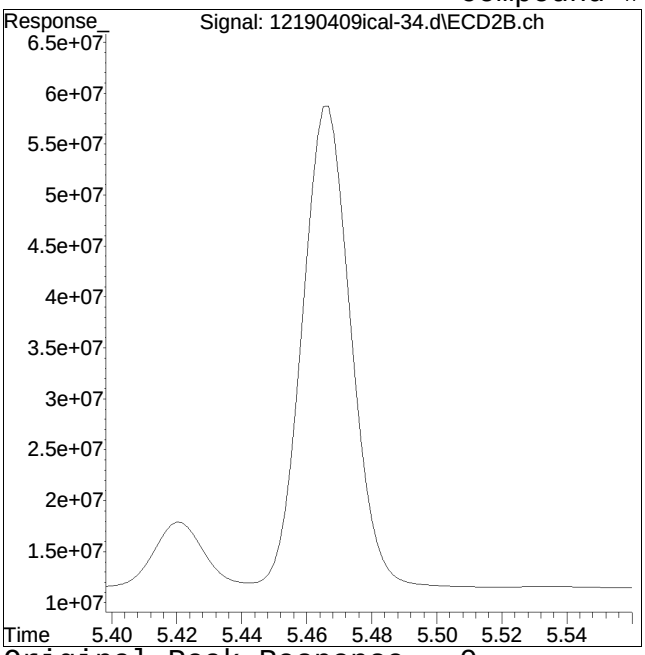

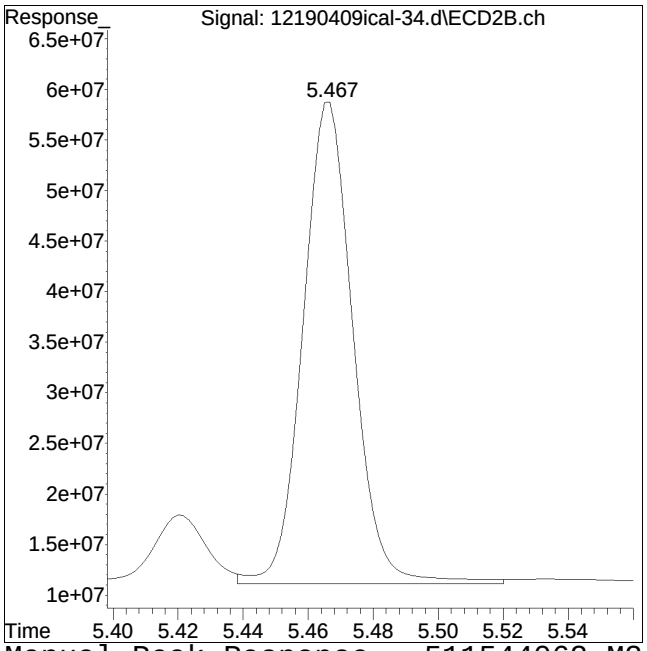

Original Peak Response = 0 Manual Peak Response = 511544062 M2

M2 = Peak not found by automatic integration algorithm.

Manual Integration Report

Data Path	: I:\Pest12\190409ical\	QMethod	: P12_pcb_04-09-19_ICAL_ug
Data File	: 12190409ical-34.d	Operator	: Pest12:kb
Date Inj'd	: 4/9/2019 11:03 am	Instrument	: Pest 12
Sample	: cicv3262,42e,,9029	Quant Date	: 4/9/2019 5:09 pm

Compound #47: 1262-2

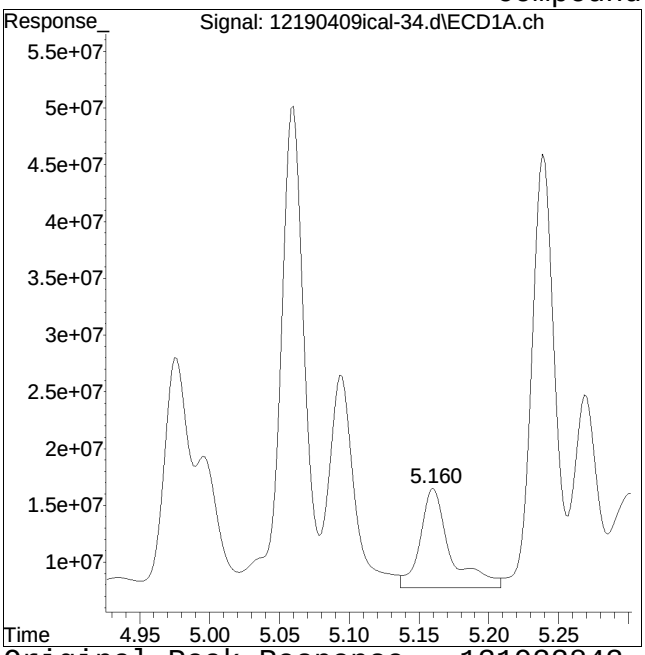

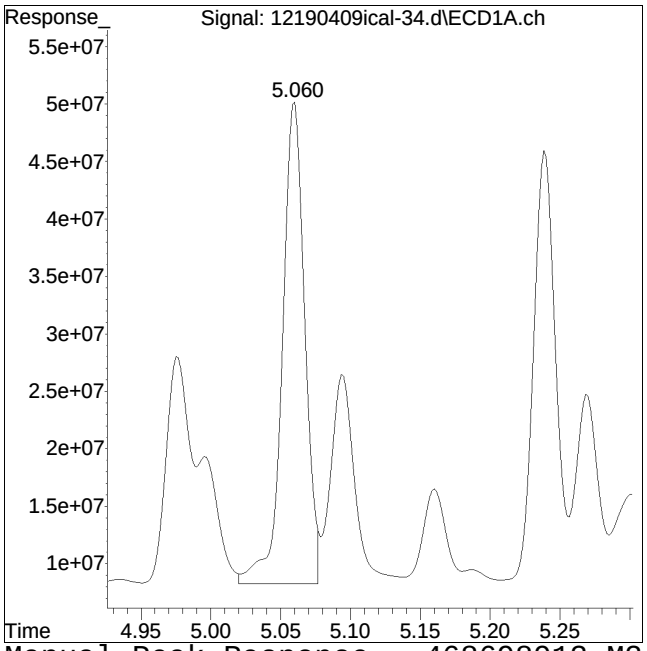

Original Peak Response = 131932843 Manual Peak Response = 468698913 M2
M2 = Peak not found by automatic integration algorithm.

Manual Integration Report

Data Path	: I:\Pest12\190409ical\	QMethod	: P12_pcb_04-09-19_ICAL_ug
Data File	: 12190409ical-34.d	Operator	: Pest12:kb
Date Inj'd	: 4/9/2019 11:03 am	Instrument	: Pest 12
Sample	: cicv3262,42e,,9029	Quant Date	: 4/9/2019 5:09 pm

Compound #98: 1262-2 #2

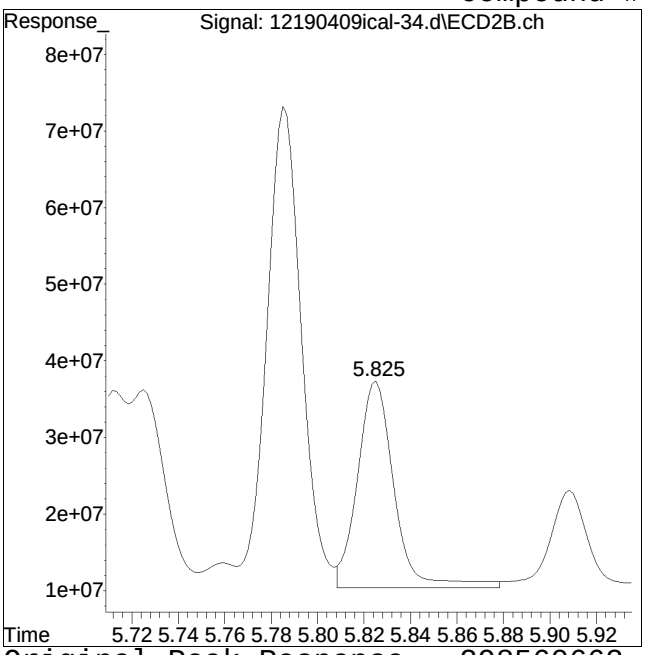

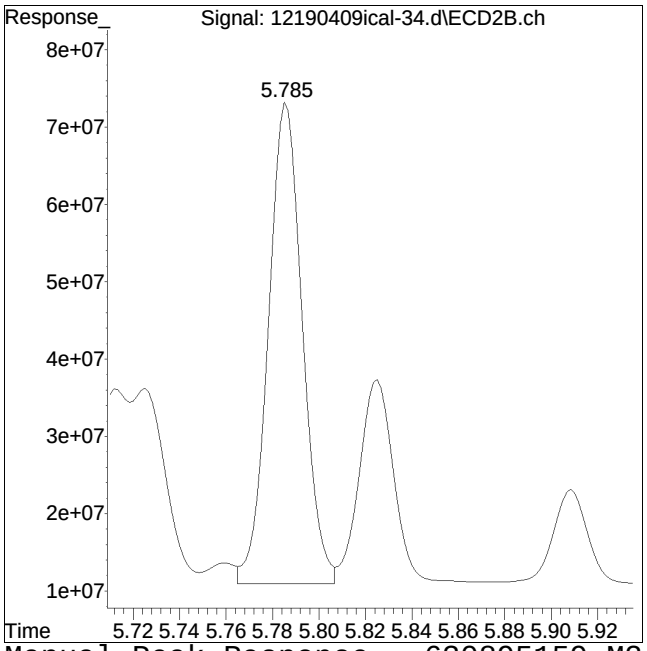

Original Peak Response = 298560662 Manual Peak Response = 630895159 M2
M2 = Peak not found by automatic integration algorithm.

Manual Integration Report

Data Path	: I:\Pest12\190409ical\	QMethod	: P12_pcb_04-09-19_ICAL_ug
Data File	: 12190409ical-34.d	Operator	: Pest12:kb
Date Inj'd	: 4/9/2019 11:03 am	Instrument	: Pest 12
Sample	: cicv3262,42e,,9029	Quant Date	: 4/9/2019 5:09 pm

Compound #48: 1262-3

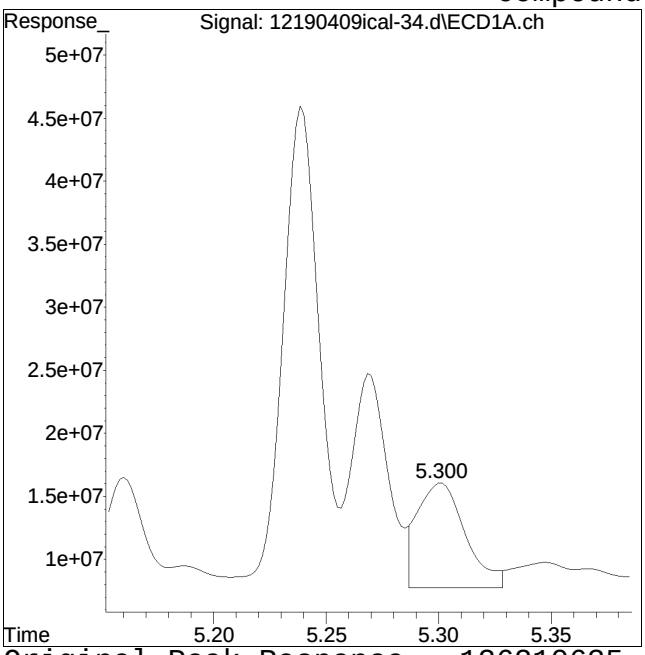

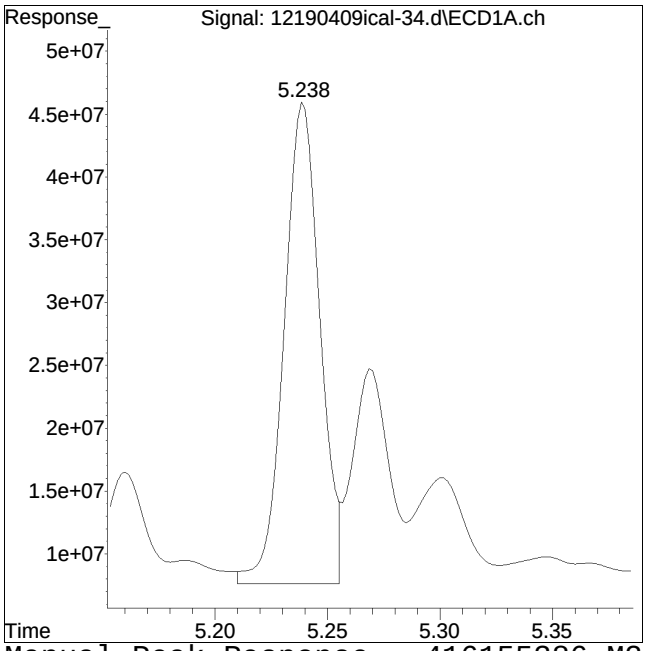

Original Peak Response = 126210635 Manual Peak Response = 416155386 M2
M2 = Peak not found by automatic integration algorithm.

Manual Integration Report

Data Path	: I:\Pest12\190409ical\	QMethod	: P12_pcb_04-09-19_ICAL_ug
Data File	: 12190409ical-34.d	Operator	: Pest12:kb
Date Inj'd	: 4/9/2019 11:03 am	Instrument	: Pest 12
Sample	: cicv3262,42e,,9029	Quant Date	: 4/9/2019 5:09 pm

Compound #99: 1262-3 #2

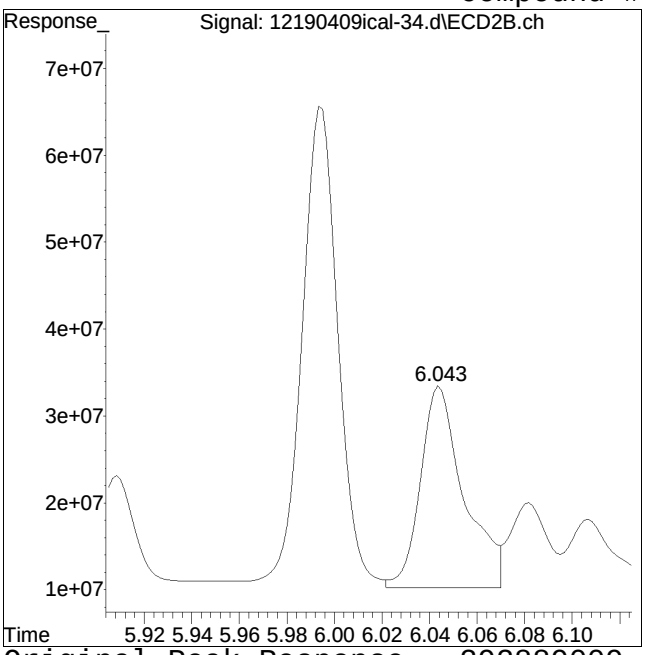

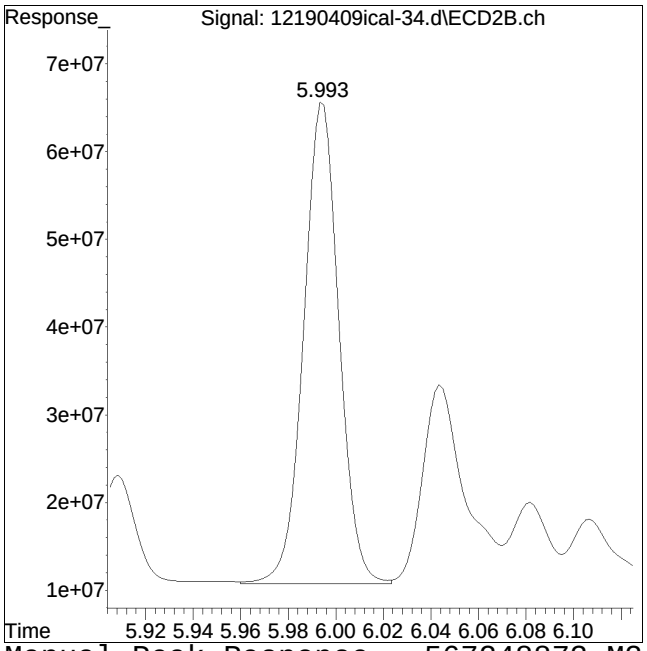

Original Peak Response = 292889009 Manual Peak Response = 567248873 M2
M2 = Peak not found by automatic integration algorithm.

Manual Integration Report

Data Path	: I:\Pest12\190409ical\	QMethod	: P12_pcb_04-09-19_ICAL_ug
Data File	: 12190409ical-34.d	Operator	: Pest12:kb
Date Inj'd	: 4/9/2019 11:03 am	Instrument	: Pest 12
Sample	: cicv3262,42e,,9029	Quant Date	: 4/9/2019 5:09 pm

Compound #49: 1262-4

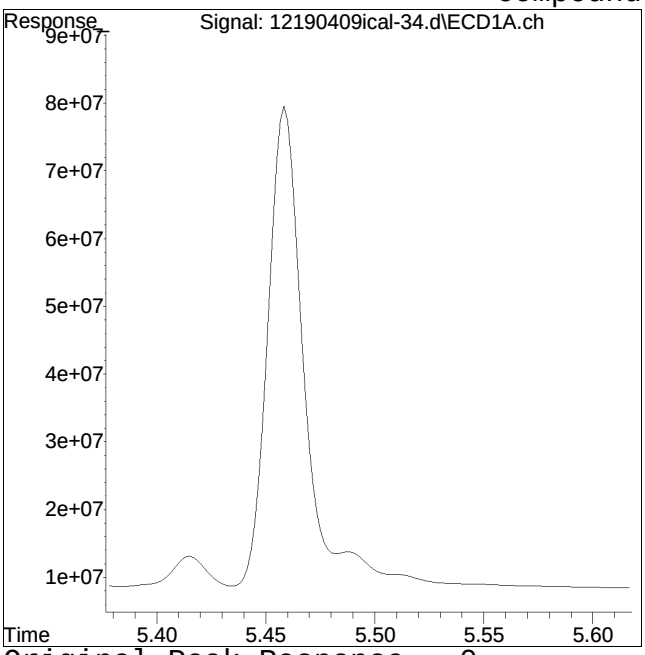

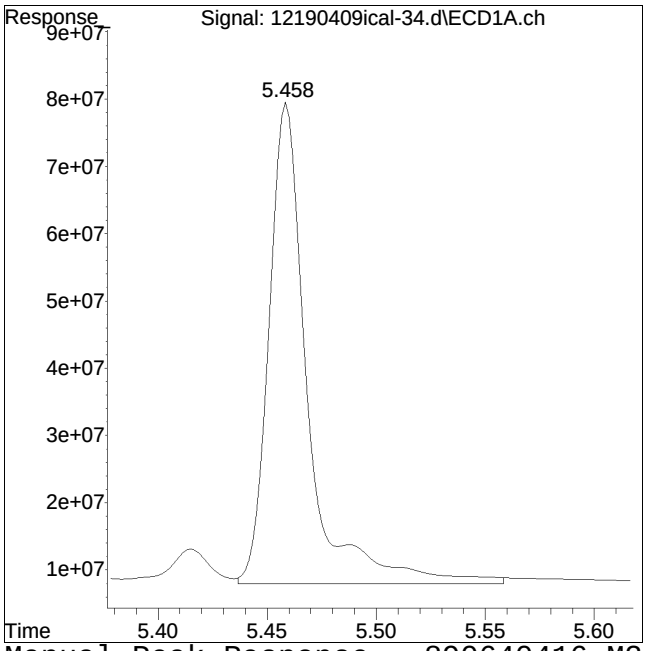

Original Peak Response = 0 Manual Peak Response = 890640416 M2
M2 = Peak not found by automatic integration algorithm.

Manual Integration Report

Data Path	: I:\Pest12\190409ical\	QMethod	: P12_pcb_04-09-19_ICAL_ug
Data File	: 12190409ical-34.d	Operator	: Pest12:kb
Date Inj'd	: 4/9/2019 11:03 am	Instrument	: Pest 12
Sample	: cicv3262,42e,,9029	Quant Date	: 4/9/2019 5:09 pm

Compound #100: 1262-4 #2

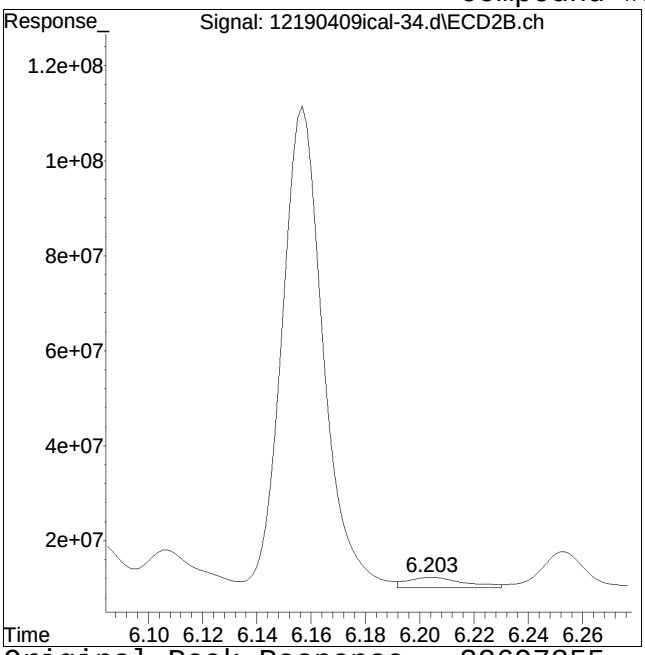

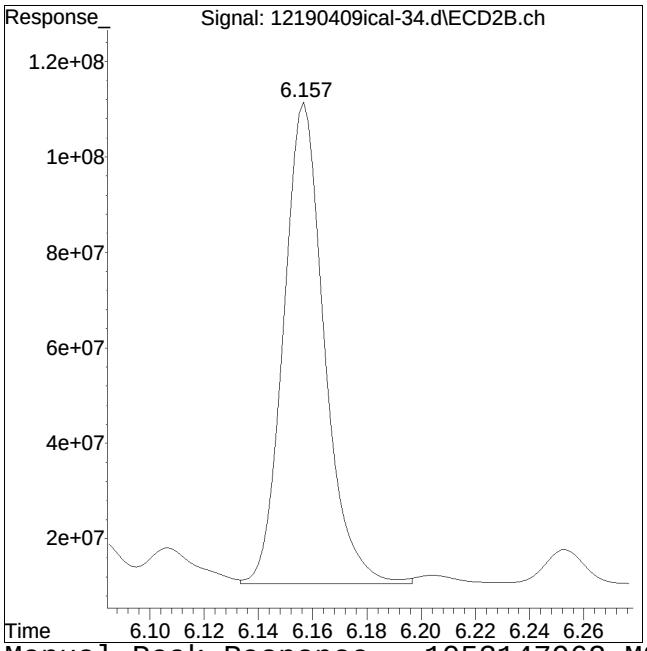

Original Peak Response = 32697355 Manual Peak Response = 1053147962 M2
M2 = Peak not found by automatic integration algorithm.

Manual Integration Report

Data Path	: I:\Pest12\190409ical\	QMethod	: P12_pcb_04-09-19_ICAL_ug
Data File	: 12190409ical-34.d	Operator	: Pest12:kb
Date Inj'd	: 4/9/2019 11:03 am	Instrument	: Pest 12
Sample	: cicv3262,42e,,9029	Quant Date	: 4/9/2019 5:09 pm

Compound #50: 1262-5

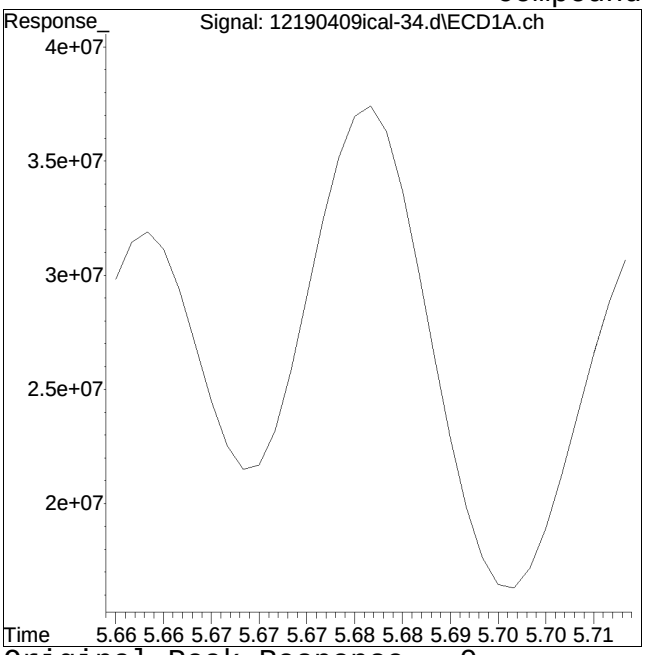

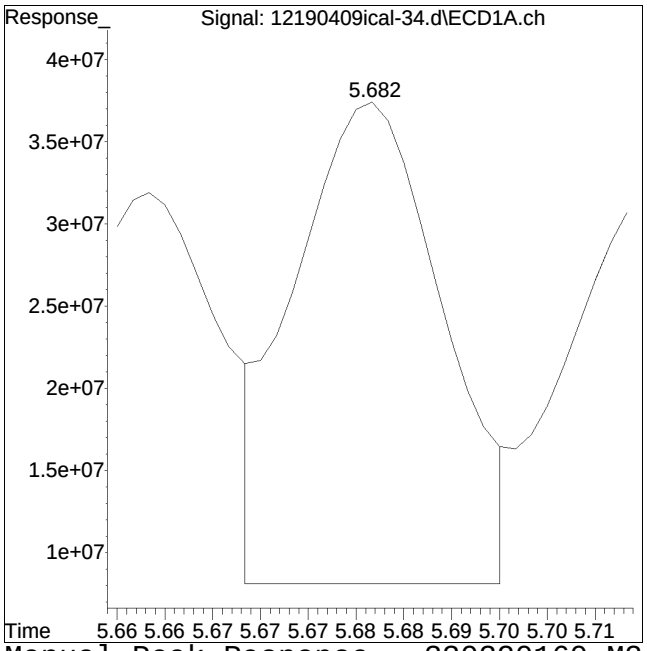

Original Peak Response = 0 Manual Peak Response = 330320160 M2
M2 = Peak not found by automatic integration algorithm.

Manual Integration Report

Data Path	: I:\Pest12\190409ical\	QMethod	: P12_pcb_04-09-19_ICAL_ug
Data File	: 12190409ical-34.d	Operator	: Pest12:kb
Date Inj'd	: 4/9/2019 11:03 am	Instrument	: Pest 12
Sample	: cicv3262,42e,,9029	Quant Date	: 4/9/2019 5:09 pm

Compound #101: 1262-5 #2

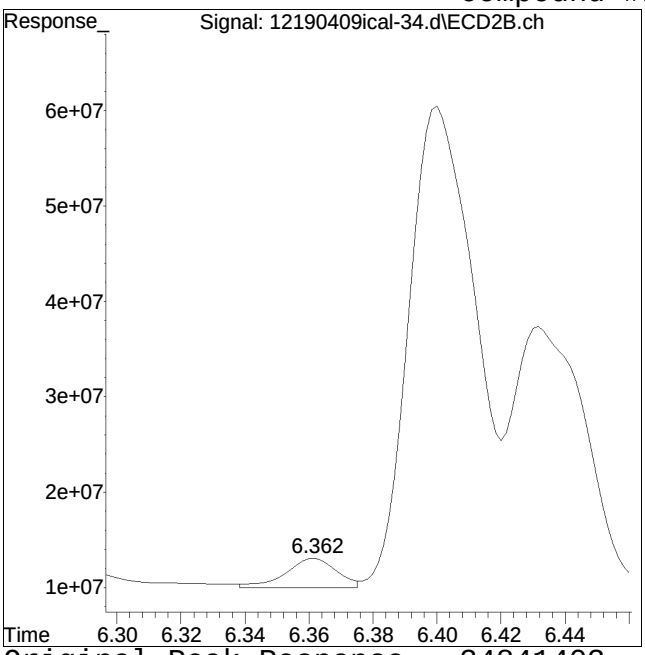

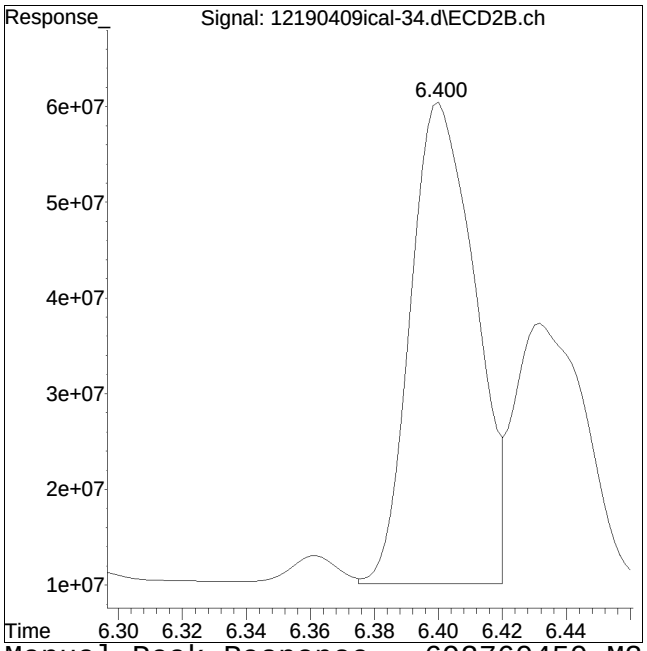

Original Peak Response = 34841403 Manual Peak Response = 692760450 M2
M2 = Peak not found by automatic integration algorithm.

Evaluate Continuing Calibration Report

Data Path : I:\Pest12\190409ical\
Data File : 12190409ical-35.d
Signal(s) : Signal #1: ECD1A.ch Signal #2: ECD2B.ch
Acq On : 9 Apr 2019 11:16 am
Operator : Pest12:kb
Sample : cicv1248,42e,,9030
Misc : wg1224428,
ALS Vial : 34 Sample Multiplier: 1

Integration File signal 1: events1.e
Integration File signal 2: events2.e
Quant Time: Apr 09 17:13:22 2019
Quant Method : I:\Pest12\190409ical\P12_pcb_04-09-19_ICAL_ugL_.m
Quant Title : pcb
QLast Update : Tue Apr 09 17:00:43 2019
Response via : Initial Calibration
Integrator: ChemStation

Volume Inj. :
Signal #1 Phase : Signal #2 Phase:
Signal #1 Info : Signal #2 Info :

Min. RRF : 0.000 Min. Rel. Area : 50% Max. R.T. Dev 0.50min
Max. RRF Dev : 20% Max. Rel. Area : 150%

		Compound	Amount	Calc.	%Dev	Area%	Dev(Min)
1	i	1660_1br2nb	250.000	250.000	0.0	100	0.00
2	s	2,4,5,6-Tetrachloro-m-xylen	160.000	151.856	5.1	96	0.00
3	s	Decachlorobiphenyl	320.000	307.879	3.8	100	0.00
14	i	2154_1br2nb	250.000	250.000	0.0	94	0.00
23	i	4268_1br2nb	250.000	250.000	0.0	94	-0.03
34	i	1248_1br2nb	250.000	250.000	0.0	89	-0.03
35	l7	1248-1	2500.000	2357.862	5.7	84	-0.03
36	l7	1248-2	2500.000	2516.585	-0.7	88	-0.04
37	l7	1248-3	2500.000	2447.565	2.1	90	-0.04
38	l7	1248-4	2500.000	2417.562	3.3	89	-0.04
39	l7	1248-5	2500.000	2395.686	4.2	87	-0.04
40	i	3262_1br2nb	250.000	250.000	0.0	82	-0.03

Signal #2

1	i	1660_1br2nb	250.000	250.000	0.0	105	0.00
2	s	2,4,5,6-Tetrachloro-m-xyl	160.000	158.847	0.7	109	0.00
3	s	Decachlorobiphenyl	320.000	289.343	9.6	101	0.00
14	i	2154_1br2nb	250.000	250.000	0.0	99	0.00
23	i	4268_1br2nb	250.000	250.000	0.0	113	-0.02
34	i	1248_1br2nb	250.000	250.000	0.0	95	-0.02
35	l7	1248-1	2500.000	2334.919	6.6	96	-0.03
36	l7	1248-2	2500.000	2335.807	6.6	97	-0.02

Evaluate Continuing Calibration Report

Data Path : I:\Pest12\190409ical\
Data File : 12190409ical-35.d
Signal(s) : Signal #1: ECD1A.ch Signal #2: ECD2B.ch
Acq On : 9 Apr 2019 11:16 am
Operator : Pest12:kb
Sample : cicv1248,42e,,9030
Misc : wg1224428,
ALS Vial : 34 Sample Multiplier: 1

Integration File signal 1: events1.e
Integration File signal 2: events2.e
Quant Time: Apr 09 17:13:22 2019
Quant Method : I:\Pest12\190409ical\P12_pcb_04-09-19_ICAL_ugL_.m
Quant Title : pcb
QLast Update : Tue Apr 09 17:00:43 2019
Response via : Initial Calibration
Integrator: ChemStation

Volume Inj. :
Signal #1 Phase : Signal #2 Phase:
Signal #1 Info : Signal #2 Info :

Min. RRF : 0.000 Min. Rel. Area : 50% Max. R.T. Dev 0.50min
Max. RRF Dev : 20% Max. Rel. Area : 150%

		Compound	Amount	Calc.	%Dev	Area%	Dev(Min)
37	l7	1248-3	2500.000	2473.192	1.1	104	-0.02
38	l7	1248-4	2500.000	2472.993	1.1	103	-0.02
39	l7	1248-5	2500.000	2473.235	1.1	101	-0.02
40	i	3262_1br2nb	250.000	250.000	0.0	94	-0.02

Evaluate Continuing Calibration Report - Not Founds

4	l1	1016-1	2500.000	0.000	100.0#	0	-2.65#
5	l1	1016-2	2500.000	0.000	100.0#	0	-2.88#
6	l1	1016-3	2500.000	0.000	100.0#	0	-3.20#
7	l1	1016-4	2500.000	0.000	100.0#	0	-3.30#
8	l1	1016-5	2500.000	0.000	100.0#	0	-3.60#
9	l2	1260-1	2500.000	0.000	100.0#	0	-4.56#
10	l2	1260-2	2500.000	0.000	100.0#	0	-4.77#
11	l2	1260-3	2500.000	0.000	100.0#	0	-5.24#
12	l2	1260-4	2500.000	0.000	100.0#	0	-5.46#
13	l2	1260-5	2500.000	0.000	100.0#	0	-5.66#
15	l3	1221-1	2500.000	0.000	100.0#	0	-2.52#
16	l3	1221-2	2500.000	0.000	100.0#	0	-2.62#
17	l3	1221-3	2500.000	0.000	100.0#	0	-2.64#
18	l4	1254-1	2500.000	0.000	100.0#	0	-3.90#
19	l4	1254-2	2500.000	0.000	100.0#	0	-4.33#
20	l4	1254-3	2500.000	0.000	100.0#	0	-4.42#
21	l4	1254-4	2500.000	0.000	100.0#	0	-4.63#
22	l4	1254-5	2500.000	0.000	100.0#	0	-4.98#
24	l6	1242-1	2500.000	0.000	100.0#	0	-2.68#
25	l6	1242-2	2500.000	0.000	100.0#	0	-2.91#
26	l6	1242-3	2500.000	0.000	100.0#	0	-3.24#
27	l6	1242-4	2500.000	0.000	100.0#	0	-3.64#
28	l6	1242-5	2500.000	0.000	100.0#	0	-3.98#

Evaluate Continuing Calibration Report

Data Path : I:\Pest12\190409ical\
Data File : 12190409ical-35.d
Signal(s) : Signal #1: ECD1A.ch Signal #2: ECD2B.ch
Acq On : 9 Apr 2019 11:16 am
Operator : Pest12:kb
Sample : cicv1248,42e,,9030
Misc : wg1224428,
ALS Vial : 34 Sample Multiplier: 1

Integration File signal 1: events1.e
Integration File signal 2: events2.e
Quant Time: Apr 09 17:13:22 2019
Quant Method : I:\Pest12\190409ical\P12_pcb_04-09-19_ICAL_ugL_.m
Quant Title : pcb
QLast Update : Tue Apr 09 17:00:43 2019
Response via : Initial Calibration
Integrator: ChemStation

Volume Inj. :
Signal #1 Phase : Signal #2 Phase:
Signal #1 Info : Signal #2 Info :

Min. RRF : 0.000 Min. Rel. Area : 50% Max. R.T. Dev 0.50min
Max. RRF Dev : 20% Max. Rel. Area : 150%

		Compound	Amount	Calc.	%Dev	Area%	Dev(Min)
29	l9	1268-1	2500.000	0.000	100.0#	0	-5.72#
30	l9	1268-2	2500.000	0.000	100.0#	0	-5.75#
31	l9	1268-3	2500.000	0.000	100.0#	0	-5.88#
32	l9	1268-4	2500.000	0.000	100.0#	0	-6.12#
33	l9	1268-5	2500.000	0.000	100.0#	0	-6.31#
41	l5	1232-1	2500.000	0.000	100.0#	0	-2.77#
42	l5	1232-2	2500.000	0.000	100.0#	0	-3.01#
43	l5	1232-3	2500.000	0.000	100.0#	0	-3.34#
44	l5	1232-4	2500.000	0.000	100.0#	0	-3.44#
45	l5	1232-5	2500.000	0.000	100.0#	0	-4.10#
46	l8	1262-1	2500.000	0.000	100.0#	0	-4.92#
47	l8	1262-2	2500.000	0.000	100.0#	0	-5.21#
48	l8	1262-3	2500.000	0.000	100.0#	0	-5.39#
49	l8	1262-4	2500.000	0.000	100.0#	0	-5.61#
50	l8	1262-5	2500.000	0.000	100.0#	0	-5.82#

Signal #2

4	l1	1016-1	2500.000	0.000	100.0#	0	-3.15#
5	l1	1016-2	2500.000	0.000	100.0#	0	-3.46#
6	l1	1016-3	2500.000	0.000	100.0#	0	-3.85#
7	l1	1016-4	2500.000	0.000	100.0#	0	-3.96#
8	l1	1016-5	2500.000	0.000	100.0#	0	-4.35#
9	l2	1260-1	2500.000	0.000	100.0#	0	-5.32#
10	l2	1260-2	2500.000	0.000	100.0#	0	-5.47#
11	l2	1260-3	2500.000	0.000	100.0#	0	-6.00#
12	l2	1260-4	2500.000	0.000	100.0#	0	-6.16#
13	l2	1260-5	2500.000	0.000	100.0#	0	-6.41#
15	l3	1221-1	2500.000	0.000	100.0#	0	-2.99#
16	l3	1221-2	2500.000	0.000	100.0#	0	-3.10#
17	l3	1221-3	2500.000	0.000	100.0#	0	-3.14#

Evaluate Continuing Calibration Report

Data Path : I:\Pest12\190409ical\
Data File : 12190409ical-35.d
Signal(s) : Signal #1: ECD1A.ch Signal #2: ECD2B.ch
Acq On : 9 Apr 2019 11:16 am
Operator : Pest12:kb
Sample : cicv1248,42e,,9030
Misc : wg1224428,
ALS Vial : 34 Sample Multiplier: 1

Integration File signal 1: events1.e
Integration File signal 2: events2.e
Quant Time: Apr 09 17:13:22 2019
Quant Method : I:\Pest12\190409ical\P12_pcb_04-09-19_ICAL_ugL_.m
Quant Title : pcb
QLast Update : Tue Apr 09 17:00:43 2019
Response via : Initial Calibration
Integrator: ChemStation

Volume Inj. :
Signal #1 Phase : Signal #2 Phase:
Signal #1 Info : Signal #2 Info :

Min. RRF : 0.000 Min. Rel. Area : 50% Max. R.T. Dev 0.50min
Max. RRF Dev : 20% Max. Rel. Area : 150%

		Compound	Amount	Calc.	%Dev	Area%	Dev(Min)
18	l4	1254-1	2500.000	0.000	100.0#	0	-4.68#
19	l4	1254-2	2500.000	0.000	100.0#	0	-5.09#
20	l4	1254-3	2500.000	0.000	100.0#	0	-5.18#
21	l4	1254-4	2500.000	0.000	100.0#	0	-5.35#
22	l4	1254-5	2500.000	0.000	100.0#	0	-5.73#
24	l6	1242-1	2500.000	0.000	100.0#	0	-3.17#
25	l6	1242-2	2500.000	0.000	100.0#	0	-3.49#
26	l6	1242-3	2500.000	0.000	100.0#	0	-3.88#
27	l6	1242-4	2500.000	0.000	100.0#	0	-4.37#
28	l6	1242-5	2500.000	0.000	100.0#	0	-4.67#
29	l9	1268-1	2500.000	0.000	100.0#	0	-6.42#
30	l9	1268-2	2500.000	0.000	100.0#	0	-6.46#
31	l9	1268-3	2500.000	0.000	100.0#	0	-6.63#
32	l9	1268-4	2500.000	0.000	100.0#	0	-6.81#
33	l9	1268-5	2500.000	0.000	100.0#	0	-7.03#
41	l5	1232-1	2500.000	0.000	100.0#	0	-3.23#
42	l5	1232-2	2500.000	0.000	100.0#	0	-3.56#
43	l5	1232-3	2500.000	0.000	100.0#	0	-3.95#
44	l5	1232-4	2500.000	0.000	100.0#	0	-4.06#
45	l5	1232-5	2500.000	0.000	100.0#	0	-4.75#
46	l8	1262-1	2500.000	0.000	100.0#	0	-5.56#
47	l8	1262-2	2500.000	0.000	100.0#	0	-5.88#
48	l8	1262-3	2500.000	0.000	100.0#	0	-6.09#
49	l8	1262-4	2500.000	0.000	100.0#	0	-6.25#
50	l8	1262-5	2500.000	0.000	100.0#	0	-6.40#

(#) = Out of Range SPCC's out = 0 CCC's out = 0

Quantitation Report (QT Reviewed)

Data Path : I:\Pest12\190409ical\
Data File : 12190409ical-35.d
Signal(s) : Signal #1: ECD1A.ch Signal #2: ECD2B.ch
Acq On : 9 Apr 2019 11:16 am
Operator : Pest12:kb
Sample : cicv1248,42e,,9030
Misc : wg1224428,
ALS Vial : 34 Sample Multiplier: 1

Integration File signal 1: events1.e
Integration File signal 2: events2.e
Quant Time: Apr 09 17:13:22 2019
Quant Method : I:\Pest12\190409ical\P12_pcb_04-09-19_ICAL_ugL_.m
Quant Title : pcb
QLast Update : Tue Apr 09 17:00:43 2019
Response via : Initial Calibration
Integrator: ChemStation

Volume Inj. :
Signal #1 Phase : Signal #2 Phase:
Signal #1 Info : Signal #2 Info :

Sub List : Default - All compounds listed

	Compound	RT#1	RT#2	Resp#1	Resp#2	ug/l	ug/l
	Internal Standards						
1) i	1660_1br2nb	1.963	2.163	841.3E6	1311.5E6	250.000	250.000
14) i	2154_1br2nb	1.963	2.163	841.3E6	1311.5E6	250.000	250.000
23) i	4268_1br2nb	1.963	2.163	841.3E6	1311.5E6	250.000	250.000
34) i	1248_1br2nb	1.963	2.163	841.3E6	1311.5E6	250.000	250.000
40) i	3262_1br2nb	1.963	2.163	841.3E6	1311.5E6	250.000	250.000
	System Monitoring Compounds						
2) s	2,4,5,6-Tetr	2.420	2.783	526.4E6	1003.4E6	151.856	158.847
	Spiked Amount	500.000	Range	30 - 150	Recovery	= 30.37%	31.77%
3) s	Decachlorobi	6.397	7.171	628.8E6	706.4E6	307.879	289.343
	Spiked Amount	500.000	Range	30 - 150	Recovery	= 61.58%	57.87%
	Target Compounds						
4) l1	1016-1	0.000	0.000	0	0	N.D. d	N.D. d
5) l1	1016-2	0.000	0.000	0	0	N.D. d	N.D. d
6) l1	1016-3	0.000	0.000	0	0	N.D. d	N.D. d
7) l1	1016-4	0.000	0.000	0	0	N.D. d	N.D. d
8) l1	1016-5	0.000	0.000	0	0	N.D. d	N.D. d
	Sum 1016-1			0	0	N.D.	N.D.
	Average 1016-1					0.000	0.000
9) l2	1260-1	0.000	0.000	0	0	N.D. d	N.D. d
10) l2	1260-2	0.000	0.000	0	0	N.D. d	N.D. d
11) l2	1260-3	0.000	0.000	0	0	N.D. d	N.D. d
12) l2	1260-4	0.000	0.000	0	0	N.D. d	N.D. d
13) l2	1260-5	0.000	0.000	0	0	N.D. d	N.D. d
	Sum 1260-1			0	0	N.D.	N.D.
	Average 1260-1					0.000	0.000
15) l3	1221-1	0.000	0.000	0	0	N.D. d	N.D. d
16) l3	1221-2	0.000	0.000	0	0	N.D. d	N.D. d
17) l3	1221-3	0.000	0.000	0	0	N.D. d	N.D. d

Quantitation Report (QT Reviewed)

Data Path : I:\Pest12\190409ical\
Data File : 12190409ical-35.d
Signal(s) : Signal #1: ECD1A.ch Signal #2: ECD2B.ch
Acq On : 9 Apr 2019 11:16 am
Operator : Pest12:kb
Sample : cicv1248,42e,,9030
Misc : wg1224428,
ALS Vial : 34 Sample Multiplier: 1

Integration File signal 1: events1.e
Integration File signal 2: events2.e
Quant Time: Apr 09 17:13:22 2019
Quant Method : I:\Pest12\190409ical\P12_pcb_04-09-19_ICAL_ugL_.m
Quant Title : pcb
QLast Update : Tue Apr 09 17:00:43 2019
Response via : Initial Calibration
Integrator: ChemStation

Volume Inj. :
Signal #1 Phase : Signal #2 Phase:
Signal #1 Info : Signal #2 Info :

Sub List : Default - All compounds listed

	Compound	RT#1	RT#2	Resp#1	Resp#2	ug/l	ug/l
Sum	1221-1			0	0	N.D.	N.D.
Average	1221-1					0.000	0.000
18) l4	1254-1	0.000	0.000	0	0	N.D. d	N.D. d
19) l4	1254-2	0.000	0.000	0	0	N.D. d	N.D. d
20) l4	1254-3	0.000	0.000	0	0	N.D. d	N.D. d
21) l4	1254-4	0.000	0.000	0	0	N.D. d	N.D. d
22) l4	1254-5	0.000	0.000	0	0	N.D. d	N.D. d
Sum	1254-1			0	0	N.D.	N.D.
Average	1254-1					0.000	0.000
24) l6	1242-1	0.000	0.000	0	0	N.D. d	N.D. d
25) l6	1242-2	0.000	0.000	0	0	N.D. d	N.D. d
26) l6	1242-3	0.000	0.000	0	0	N.D. d	N.D. d
27) l6	1242-4	0.000	0.000	0	0	N.D. d	N.D. d
28) l6	1242-5	0.000	0.000	0	0	N.D. d	N.D. d
Sum	1242-1			0	0	N.D.	N.D.
Average	1242-1					0.000	0.000
29) l9	1268-1	0.000	0.000	0	0	N.D. d	N.D. d
30) l9	1268-2	0.000	0.000	0	0	N.D. d	N.D. d
31) l9	1268-3	0.000	0.000	0	0	N.D. d	N.D. d
32) l9	1268-4	0.000	0.000	0	0	N.D. d	N.D. d
33) l9	1268-5	0.000	0.000	0	0	N.D. d	N.D. d
Sum	1268-1			0	0	N.D.	N.D.
Average	1268-1					0.000	0.000
35) l7	1248-1	3.187f	3.832f	149.0E6	305.8E6	2357.862	2334.919
36) l7	1248-2	3.431f	4.121f	225.5E6	365.0E6	2516.585	2335.807M2
37) l7	1248-3	3.603f	4.349f	361.8E6	486.6E6	2447.565	2473.192
38) l7	1248-4	3.937f	4.649f	280.0E6	520.5E6	2417.562M2	2472.993M2
39) l7	1248-5	3.960f	4.687f	274.0E6	575.3E6	2395.686M2	2473.235M2

Quantitation Report (QT Reviewed)

Data Path : I:\Pest12\190409ical\
Data File : 12190409ical-35.d
Signal(s) : Signal #1: ECD1A.ch Signal #2: ECD2B.ch
Acq On : 9 Apr 2019 11:16 am
Operator : Pest12:kb
Sample : cicv1248,42e,,9030
Misc : wg1224428,
ALS Vial : 34 Sample Multiplier: 1

Integration File signal 1: events1.e
Integration File signal 2: events2.e
Quant Time: Apr 09 17:13:22 2019
Quant Method : I:\Pest12\190409ical\P12_pcb_04-09-19_ICAL_ugL_.m
Quant Title : pcb
QLast Update : Tue Apr 09 17:00:43 2019
Response via : Initial Calibration
Integrator: ChemStation

Volume Inj. :
Signal #1 Phase : Signal #2 Phase:
Signal #1 Info : Signal #2 Info :

Sub List : Default - All compounds listed

	Compound	RT#1	RT#2	Resp#1	Resp#2	ug/l	ug/l
Sum	1248-1			1290.3E6	2253.2E6	12135.261	12090.145
Average	1248-1					2427.052	2418.029
41) l5	1232-1	0.000	0.000	0	0	N.D. d	N.D. d
42) l5	1232-2	0.000	0.000	0	0	N.D. d	N.D. d
43) l5	1232-3	0.000	0.000	0	0	N.D. d	N.D. d
44) l5	1232-4	0.000	0.000	0	0	N.D. d	N.D. d
45) l5	1232-5	0.000	0.000	0	0	N.D. d	N.D. d
Sum	1232-1			0	0	N.D.	N.D.
Average	1232-1					0.000	0.000
46) l8	1262-1	0.000	0.000	0	0	N.D. d	N.D. d
47) l8	1262-2	0.000	0.000	0	0	N.D. d	N.D. d
48) l8	1262-3	0.000	0.000	0	0	N.D. d	N.D. d
49) l8	1262-4	0.000	0.000	0	0	N.D. d	N.D. d
50) l8	1262-5	0.000	0.000	0	0	N.D. d	N.D. d
Sum	1262-1			0	0	N.D.	N.D.
Average	1262-1					0.000	0.000

SemiQuant Compounds - Not Calibrated on this Instrument

Sum	1262-1			0	0	N.D.	N.D.
Average	1262-1					0.000	0.000

(f)=RT Delta > 1/2 Window (D)=Amounts differ by > 40% (m)=manual int.
(#)=Recovery Exceeds Compound Acceptance Limits.
(I,C,F) I=Interference, C=Coelluting Calibration Peak, F=Fails CC Criteria.

Sub List : Default - All compounds listed Reviewed)

Data Path : I:\Pest12\190409ical\
Data File : 12190409ical-35.d
Signal(s) : Signal #1: ECD1A.ch Signal #2: ECD2B.ch
Acq On : 9 Apr 2019 11:16 am
Operator : Pest12:kb
Sample : cicv1248,42e,,9030
Misc : wg1224428,
ALS Vial : 34 Sample Multiplier: 1

Integration File signal 1: events1.e
Integration File signal 2: events2.e
Quant Time: Apr 09 17:13:22 2019
Quant Method : I:\Pest12\190409ical\P12_pcb_04-09-19_ICAL_ugL_.m
Quant Title : pcb
QLast Update : Tue Apr 09 17:00:43 2019
Response via : Initial Calibration
Integrator: ChemStation

Volume Inj. :
Signal #1 Phase : Signal #2 Phase:
Signal #1 Info : Signal #2 Info :

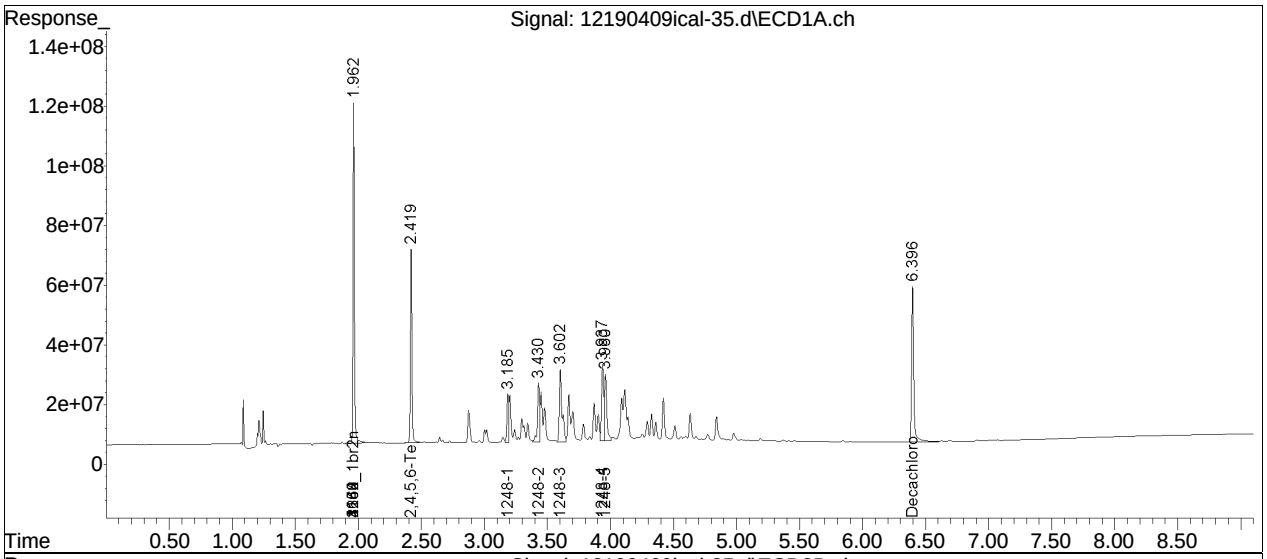

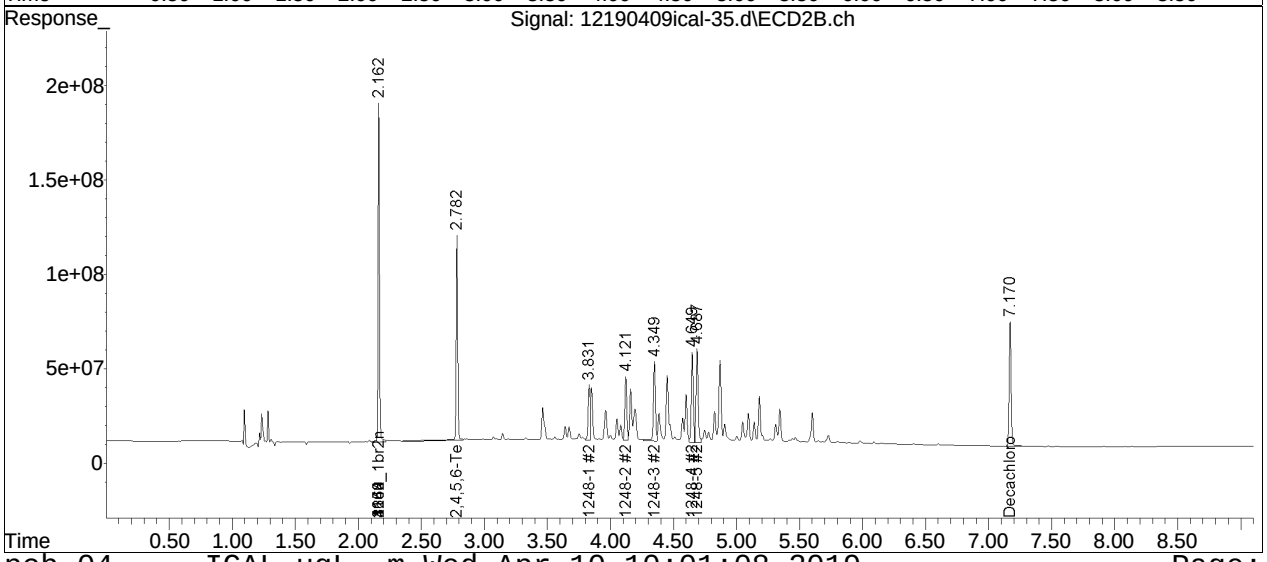

Manual Integration Report

Data Path	: I:\Pest12\190409ical\	QMethod	: P12_pcb_04-09-19_ICAL_ug
Data File	: 12190409ical-35.d	Operator	: Pest12:kb
Date Inj'd	: 4/9/2019 11:16 am	Instrument	: Pest 12
Sample	: cicv1248,42e,,9030	Quant Date	: 4/9/2019 5:12 pm

Compound #87: 1248-2 #2

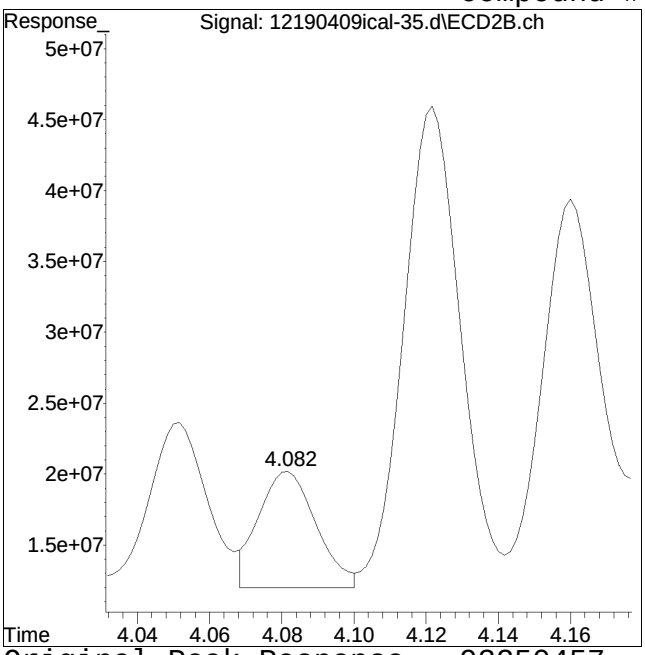

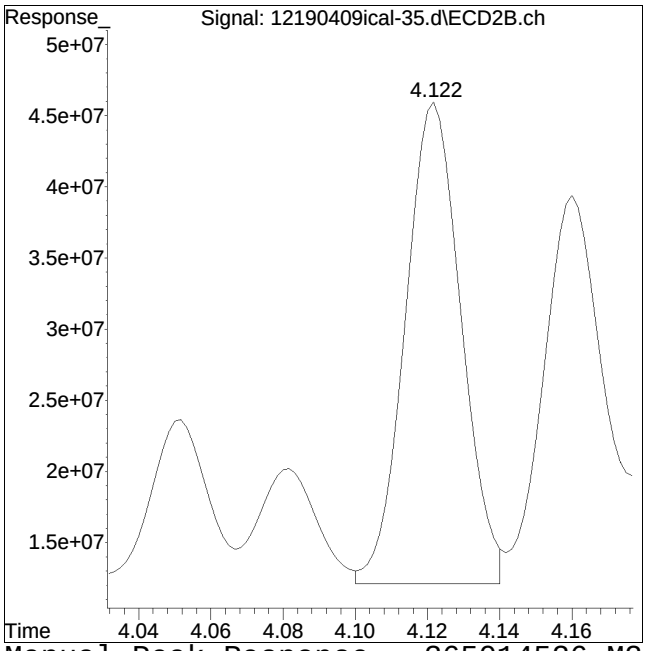

Original Peak Response = 93250457 Manual Peak Response = 365014526 M2
M2 = Peak not found by automatic integration algorithm.

Manual Integration Report

Data Path	: I:\Pest12\190409ical\	QMethod	: P12_pcb_04-09-19_ICAL_ug
Data File	: 12190409ical-35.d	Operator	: Pest12:kb
Date Inj'd	: 4/9/2019 11:16 am	Instrument	: Pest 12
Sample	: cicv1248,42e,,9030	Quant Date	: 4/9/2019 5:12 pm

Compound #38: 1248-4

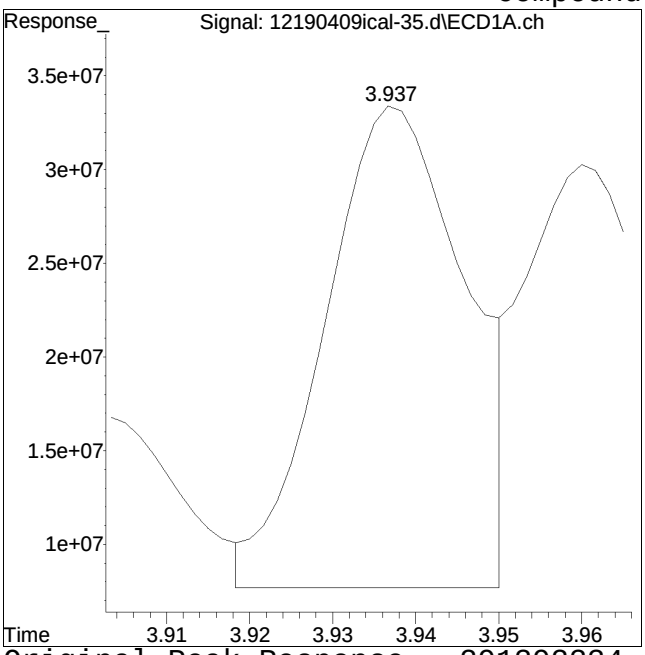

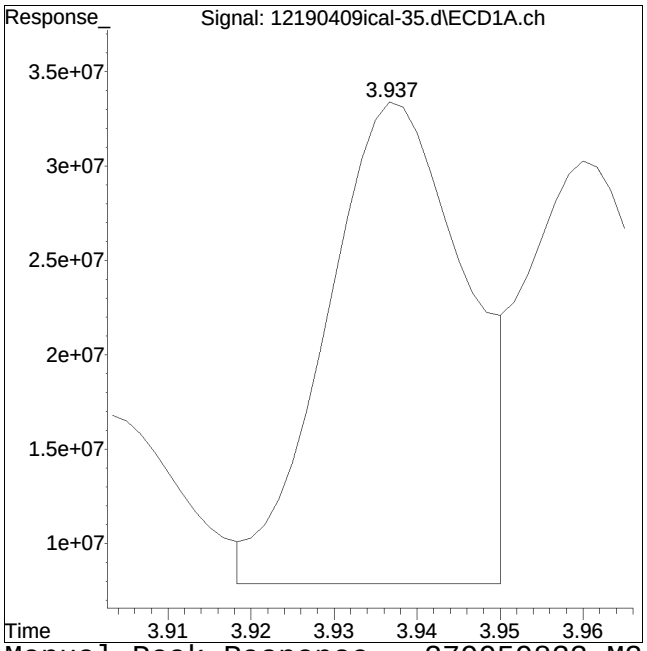

Original Peak Response = 291392334 Manual Peak Response = 279959833 M2
M2 = Peak not found by automatic integration algorithm.

Manual Integration Report

Data Path	: I:\Pest12\190409ical\	QMethod	: P12_pcb_04-09-19_ICAL_ug
Data File	: 12190409ical-35.d	Operator	: Pest12:kb
Date Inj'd	: 4/9/2019 11:16 am	Instrument	: Pest 12
Sample	: cicv1248,42e,,9030	Quant Date	: 4/9/2019 5:12 pm

Compound #89: 1248-4 #2

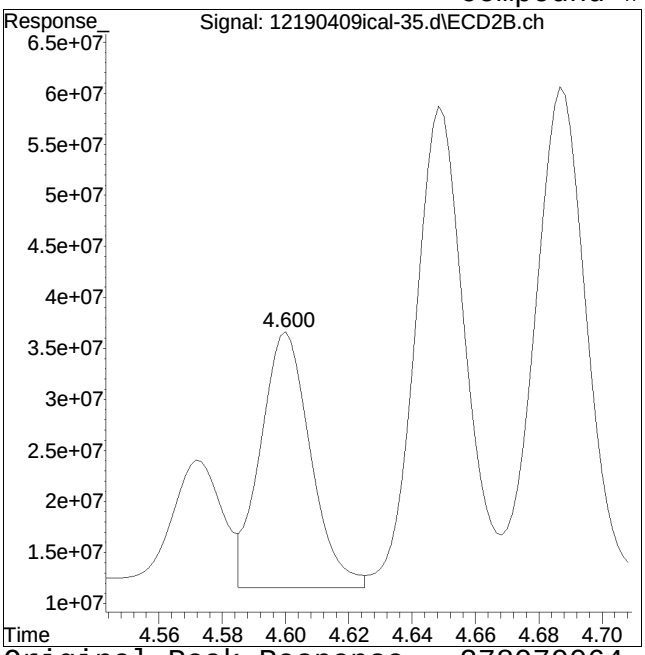

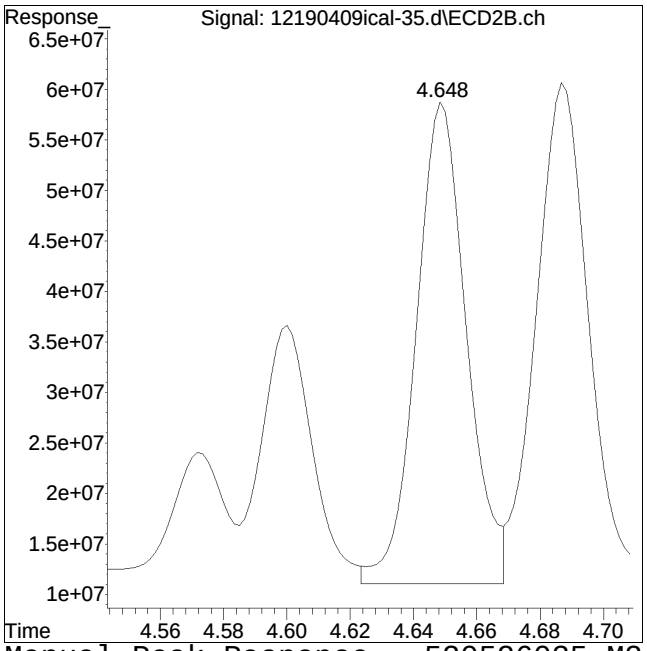

Original Peak Response = 278070064 Manual Peak Response = 520526035 M2
M2 = Peak not found by automatic integration algorithm.

Manual Integration Report

Data Path	: I:\Pest12\190409ical\	QMethod	: P12_pcb_04-09-19_ICAL_ug
Data File	: 12190409ical-35.d	Operator	: Pest12:kb
Date Inj'd	: 4/9/2019 11:16 am	Instrument	: Pest 12
Sample	: cicv1248,42e,,9030	Quant Date	: 4/9/2019 5:12 pm

Compound #39: 1248-5

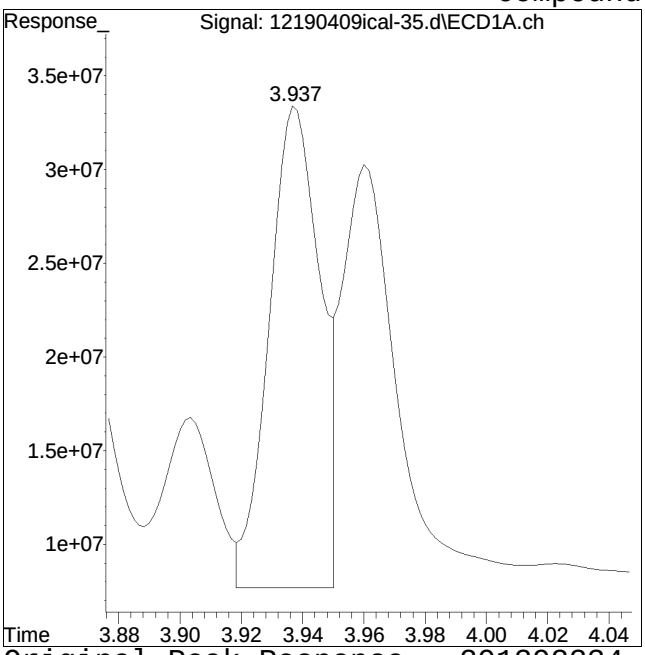

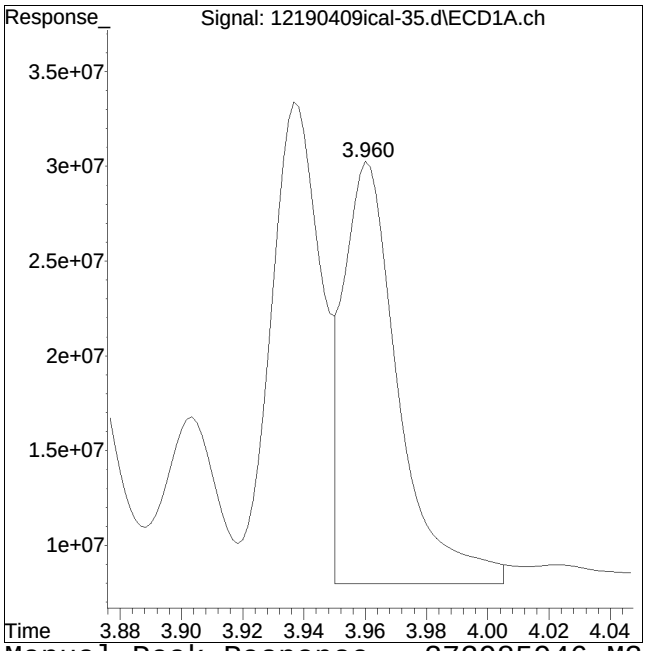

Original Peak Response = 291392334 Manual Peak Response = 273985946 M2
M2 = Peak not found by automatic integration algorithm.

Manual Integration Report

Data Path	: I:\Pest12\190409ical\	QMethod	: P12_pcb_04-09-19_ICAL_ug
Data File	: 12190409ical-35.d	Operator	: Pest12:kb
Date Inj'd	: 4/9/2019 11:16 am	Instrument	: Pest 12
Sample	: cicv1248,42e,,9030	Quant Date	: 4/9/2019 5:12 pm

Compound #90: 1248-5 #2

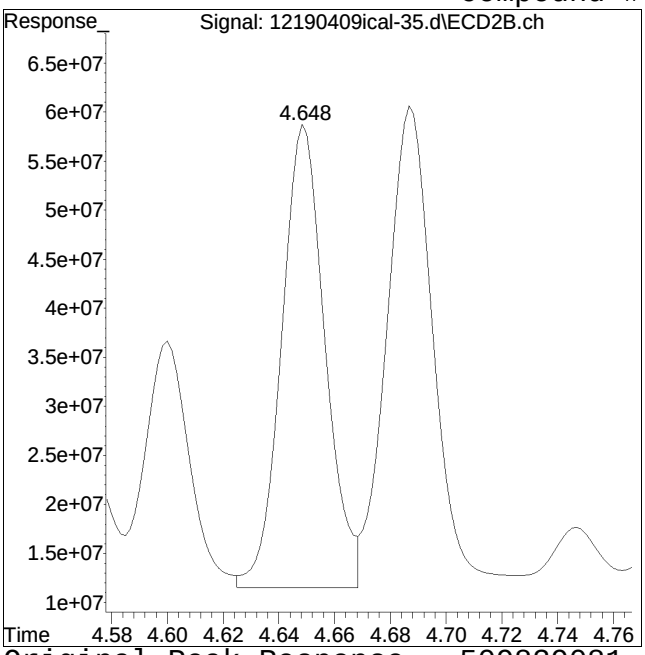

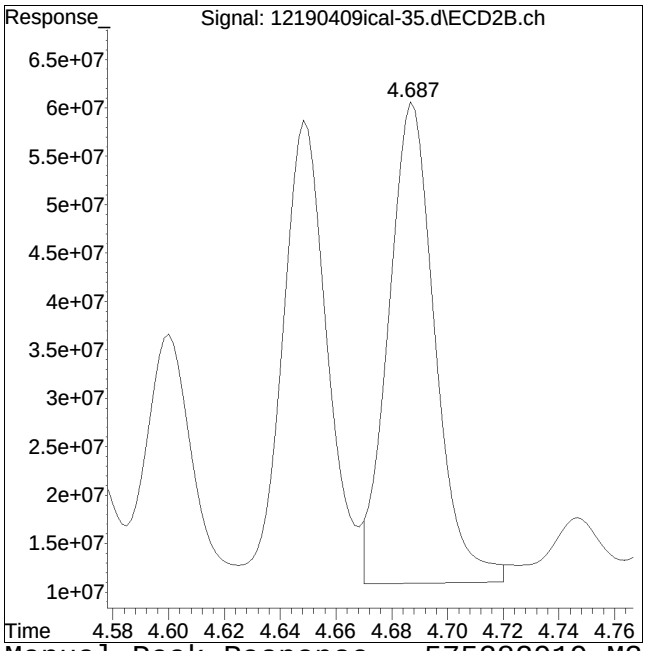

Original Peak Response = 509839081 Manual Peak Response = 575282919 M2
M2 = Peak not found by automatic integration algorithm.

Evaluate Continuing Calibration Report

Data Path : I:\Pest12\190409ical\
Data File : 12190409ical-36.d
Signal(s) : Signal #1: ECD1A.ch Signal #2: ECD2B.ch
Acq On : 9 Apr 2019 11:28 am
Operator : Pest12:kb
Sample : cicv2154,42e,,9031
Misc : wg1224428,
ALS Vial : 35 Sample Multiplier: 1

Integration File signal 1: events1.e
Integration File signal 2: events2.e
Quant Time: Apr 09 17:14:05 2019
Quant Method : I:\Pest12\190409ical\P12_pcb_04-09-19_ICAL_ugL_.m
Quant Title : pcb
QLast Update : Tue Apr 09 17:00:43 2019
Response via : Initial Calibration
Integrator: ChemStation

Volume Inj. :
Signal #1 Phase : Signal #2 Phase:
Signal #1 Info : Signal #2 Info :

Min. RRF : 0.000 Min. Rel. Area : 50% Max. R.T. Dev 0.50min
Max. RRF Dev : 20% Max. Rel. Area : 150%

		Compound	Amount	Calc.	%Dev	Area%	Dev(Min)
1	i	1660_1br2nb	250.000	250.000	0.0	103	0.00
2	s	2,4,5,6-Tetrachloro-m-xylen	160.000	155.387	2.9	101	0.00
3	s	Decachlorobiphenyl	320.000	306.687	4.2	102	0.00
14	i	2154_1br2nb	250.000	250.000	0.0	96	0.00
15	l3	1221-1	2500.000	2409.643	3.6	93	0.00
16	l3	1221-2	2500.000	2303.486	7.9	87	0.00
17	l3	1221-3	2500.000	2432.927	2.7	96	0.00
18	l4	1254-1	2500.000	2284.047	8.6	92	0.00
19	l4	1254-2	2500.000	2432.662	2.7	92	0.00
20	l4	1254-3	2500.000	2401.870	3.9	94	0.00
21	l4	1254-4	2500.000	2366.582	5.3	93	0.00
22	l4	1254-5	2500.000	2295.537	8.2	88	0.00
23	i	4268_1br2nb	250.000	250.000	0.0	96	-0.03
34	i	1248_1br2nb	250.000	250.000	0.0	91	-0.03
40	i	3262_1br2nb	250.000	250.000	0.0	84	-0.03

Signal #2

1	i	1660_1br2nb	250.000	250.000	0.0	107	0.00
2	s	2,4,5,6-Tetrachloro-m-xyl	160.000	143.545	10.3	100	0.00
3	s	Decachlorobiphenyl	320.000	289.523	9.5	103	0.00
14	i	2154_1br2nb	250.000	250.000	0.0	101	0.00
15	l3	1221-1	2500.000	2234.651	10.6	95	0.00
16	l3	1221-2	2500.000	2264.646	9.4	94	0.00
17	l3	1221-3	2500.000	2281.498	8.7	97	0.00

Evaluate Continuing Calibration Report

Data Path : I:\Pest12\190409ical\
Data File : 12190409ical-36.d
Signal(s) : Signal #1: ECD1A.ch Signal #2: ECD2B.ch
Acq On : 9 Apr 2019 11:28 am
Operator : Pest12:kb
Sample : cicv2154,42e,,9031
Misc : wg1224428,
ALS Vial : 35 Sample Multiplier: 1

Integration File signal 1: events1.e
Integration File signal 2: events2.e
Quant Time: Apr 09 17:14:05 2019
Quant Method : I:\Pest12\190409ical\P12_pcb_04-09-19_ICAL_ugL_.m
Quant Title : pcb
QLast Update : Tue Apr 09 17:00:43 2019
Response via : Initial Calibration
Integrator: ChemStation

Volume Inj. :
Signal #1 Phase : Signal #2 Phase:
Signal #1 Info : Signal #2 Info :

Min. RRF : 0.000 Min. Rel. Area : 50% Max. R.T. Dev 0.50min
Max. RRF Dev : 20% Max. Rel. Area : 150%

		Compound	Amount	Calc.	%Dev	Area%	Dev(Min)
18	l4	1254-1	2500.000	2303.508	7.9	95	0.00
19	l4	1254-2	2500.000	2179.192	12.8	93	0.00
20	l4	1254-3	2500.000	2341.259	6.3	95	0.00
21	l4	1254-4	2500.000	2262.883	9.5	96	0.00
22	l4	1254-5	2500.000	2102.375	15.9	82	0.00
23	i	4268_1br2nb	250.000	250.000	0.0	114	-0.02
34	i	1248_1br2nb	250.000	250.000	0.0	97	-0.02
40	i	3262_1br2nb	250.000	250.000	0.0	96	-0.02

Evaluate Continuing Calibration Report - Not Founds

4	l1	1016-1	2500.000	0.000	100.0#	0	-2.65#
5	l1	1016-2	2500.000	0.000	100.0#	0	-2.88#
6	l1	1016-3	2500.000	0.000	100.0#	0	-3.20#
7	l1	1016-4	2500.000	0.000	100.0#	0	-3.30#
8	l1	1016-5	2500.000	0.000	100.0#	0	-3.60#
9	l2	1260-1	2500.000	0.000	100.0#	0	-4.56#
10	l2	1260-2	2500.000	0.000	100.0#	0	-4.77#
11	l2	1260-3	2500.000	0.000	100.0#	0	-5.24#
12	l2	1260-4	2500.000	0.000	100.0#	0	-5.46#
13	l2	1260-5	2500.000	0.000	100.0#	0	-5.66#
24	l6	1242-1	2500.000	0.000	100.0#	0	-2.68#
25	l6	1242-2	2500.000	0.000	100.0#	0	-2.91#
26	l6	1242-3	2500.000	0.000	100.0#	0	-3.24#
27	l6	1242-4	2500.000	0.000	100.0#	0	-3.64#
28	l6	1242-5	2500.000	0.000	100.0#	0	-3.98#
29	l9	1268-1	2500.000	0.000	100.0#	0	-5.72#
30	l9	1268-2	2500.000	0.000	100.0#	0	-5.75#

Evaluate Continuing Calibration Report

Data Path : I:\Pest12\190409ical\
Data File : 12190409ical-36.d
Signal(s) : Signal #1: ECD1A.ch Signal #2: ECD2B.ch
Acq On : 9 Apr 2019 11:28 am
Operator : Pest12:kb
Sample : cicv2154,42e,,9031
Misc : wg1224428,
ALS Vial : 35 Sample Multiplier: 1

Integration File signal 1: events1.e
Integration File signal 2: events2.e
Quant Time: Apr 09 17:14:05 2019
Quant Method : I:\Pest12\190409ical\P12_pcb_04-09-19_ICAL_ugL_.m
Quant Title : pcb
QLast Update : Tue Apr 09 17:00:43 2019
Response via : Initial Calibration
Integrator: ChemStation

Volume Inj. :
Signal #1 Phase : Signal #2 Phase:
Signal #1 Info : Signal #2 Info :

Min. RRF : 0.000 Min. Rel. Area : 50% Max. R.T. Dev 0.50min
Max. RRF Dev : 20% Max. Rel. Area : 150%

		Compound	Amount	Calc.	%Dev	Area%	Dev(Min)
31	l9	1268-3	2500.000	0.000	100.0#	0	-5.88#
32	l9	1268-4	2500.000	0.000	100.0#	0	-6.12#
33	l9	1268-5	2500.000	0.000	100.0#	0	-6.31#
35	l7	1248-1	2500.000	0.000	100.0#	0	-3.22#
36	l7	1248-2	2500.000	0.000	100.0#	0	-3.47#
37	l7	1248-3	2500.000	0.000	100.0#	0	-3.64#
38	l7	1248-4	2500.000	0.000	100.0#	0	-3.97#
39	l7	1248-5	2500.000	0.000	100.0#	0	-4.00#
41	l5	1232-1	2500.000	0.000	100.0#	0	-2.77#
42	l5	1232-2	2500.000	0.000	100.0#	0	-3.01#
43	l5	1232-3	2500.000	0.000	100.0#	0	-3.34#
44	l5	1232-4	2500.000	0.000	100.0#	0	-3.44#
45	l5	1232-5	2500.000	0.000	100.0#	0	-4.10#
46	l8	1262-1	2500.000	0.000	100.0#	0	-4.92#
47	l8	1262-2	2500.000	0.000	100.0#	0	-5.21#
48	l8	1262-3	2500.000	0.000	100.0#	0	-5.39#
49	l8	1262-4	2500.000	0.000	100.0#	0	-5.61#
50	l8	1262-5	2500.000	0.000	100.0#	0	-5.82#

Signal #2

4	l1	1016-1	2500.000	0.000	100.0#	0	-3.15#
5	l1	1016-2	2500.000	0.000	100.0#	0	-3.46#
6	l1	1016-3	2500.000	0.000	100.0#	0	-3.85#
7	l1	1016-4	2500.000	0.000	100.0#	0	-3.96#
8	l1	1016-5	2500.000	0.000	100.0#	0	-4.35#
9	l2	1260-1	2500.000	0.000	100.0#	0	-5.32#
10	l2	1260-2	2500.000	0.000	100.0#	0	-5.47#
11	l2	1260-3	2500.000	0.000	100.0#	0	-6.00#
12	l2	1260-4	2500.000	0.000	100.0#	0	-6.16#
13	l2	1260-5	2500.000	0.000	100.0#	0	-6.41#

Evaluate Continuing Calibration Report

Data Path : I:\Pest12\190409ical\
Data File : 12190409ical-36.d
Signal(s) : Signal #1: ECD1A.ch Signal #2: ECD2B.ch
Acq On : 9 Apr 2019 11:28 am
Operator : Pest12:kb
Sample : cicv2154,42e,,9031
Misc : wg1224428,
ALS Vial : 35 Sample Multiplier: 1

Integration File signal 1: events1.e
Integration File signal 2: events2.e
Quant Time: Apr 09 17:14:05 2019
Quant Method : I:\Pest12\190409ical\P12_pcb_04-09-19_ICAL_ugL_.m
Quant Title : pcb
QLast Update : Tue Apr 09 17:00:43 2019
Response via : Initial Calibration
Integrator: ChemStation

Volume Inj. :
Signal #1 Phase : Signal #2 Phase:
Signal #1 Info : Signal #2 Info :

Min. RRF : 0.000 Min. Rel. Area : 50% Max. R.T. Dev 0.50min
Max. RRF Dev : 20% Max. Rel. Area : 150%

		Compound	Amount	Calc.	%Dev	Area%	Dev(Min)
24	l6	1242-1	2500.000	0.000	100.0#	0	-3.17#
25	l6	1242-2	2500.000	0.000	100.0#	0	-3.49#
26	l6	1242-3	2500.000	0.000	100.0#	0	-3.88#
27	l6	1242-4	2500.000	0.000	100.0#	0	-4.37#
28	l6	1242-5	2500.000	0.000	100.0#	0	-4.67#
29	l9	1268-1	2500.000	0.000	100.0#	0	-6.42#
30	l9	1268-2	2500.000	0.000	100.0#	0	-6.46#
31	l9	1268-3	2500.000	0.000	100.0#	0	-6.63#
32	l9	1268-4	2500.000	0.000	100.0#	0	-6.81#
33	l9	1268-5	2500.000	0.000	100.0#	0	-7.03#
35	l7	1248-1	2500.000	0.000	100.0#	0	-3.86#
36	l7	1248-2	2500.000	0.000	100.0#	0	-4.15#
37	l7	1248-3	2500.000	0.000	100.0#	0	-4.37#
38	l7	1248-4	2500.000	0.000	100.0#	0	-4.67#
39	l7	1248-5	2500.000	0.000	100.0#	0	-4.71#
41	l5	1232-1	2500.000	0.000	100.0#	0	-3.23#
42	l5	1232-2	2500.000	0.000	100.0#	0	-3.56#
43	l5	1232-3	2500.000	0.000	100.0#	0	-3.95#
44	l5	1232-4	2500.000	0.000	100.0#	0	-4.06#
45	l5	1232-5	2500.000	0.000	100.0#	0	-4.75#
46	l8	1262-1	2500.000	0.000	100.0#	0	-5.56#
47	l8	1262-2	2500.000	0.000	100.0#	0	-5.88#
48	l8	1262-3	2500.000	0.000	100.0#	0	-6.09#
49	l8	1262-4	2500.000	0.000	100.0#	0	-6.25#
50	l8	1262-5	2500.000	0.000	100.0#	0	-6.40#

(#) = Out of Range SPCC's out = 0 CCC's out = 0

Quantitation Report (QT Reviewed)

Data Path : I:\Pest12\190409ical\
Data File : 12190409ical-36.d
Signal(s) : Signal #1: ECD1A.ch Signal #2: ECD2B.ch
Acq On : 9 Apr 2019 11:28 am
Operator : Pest12:kb
Sample : cicv2154,42e,,9031
Misc : wg1224428,
ALS Vial : 35 Sample Multiplier: 1

Integration File signal 1: events1.e
Integration File signal 2: events2.e
Quant Time: Apr 09 17:14:05 2019
Quant Method : I:\Pest12\190409ical\P12_pcb_04-09-19_ICAL_ugL_.m
Quant Title : pcb
QLast Update : Tue Apr 09 17:00:43 2019
Response via : Initial Calibration
Integrator: ChemStation

Volume Inj. :
Signal #1 Phase : Signal #2 Phase:
Signal #1 Info : Signal #2 Info :

Sub List : Default - All compounds listed

	Compound	RT#1	RT#2	Resp#1	Resp#2	ug/l	ug/l
	Internal Standards						
1) i	1660_1br2nb	1.963	2.162	861.0E6	1331.4E6	250.000	250.000
14) i	2154_1br2nb	1.963	2.162	861.0E6	1331.4E6	250.000	250.000
23) i	4268_1br2nb	1.963	2.162	861.0E6	1331.4E6	250.000	250.000
34) i	1248_1br2nb	1.963	2.162	861.0E6	1331.4E6	250.000	250.000
40) i	3262_1br2nb	1.963	2.162	861.0E6	1331.4E6	250.000	250.000
	System Monitoring Compounds						
2) s	2,4,5,6-Tetr	2.419	2.782	551.2E6	920.5E6	155.387	143.545
Spiked Amount		500.000	Range	30 - 150	Recovery	= 31.08%	28.71%#
3) s	Decachlorobi	6.398	7.175	640.9E6	717.6E6	306.687	289.523
Spiked Amount		500.000	Range	30 - 150	Recovery	= 61.34%	57.90%
	Target Compounds						
4) l1	1016-1	0.000	0.000	0	0	N.D. d	N.D. d
5) l1	1016-2	0.000	0.000	0	0	N.D. d	N.D. d
6) l1	1016-3	0.000	0.000	0	0	N.D. d	N.D. d
7) l1	1016-4	0.000	0.000	0	0	N.D. d	N.D. d
8) l1	1016-5	0.000	0.000	0	0	N.D. d	N.D. d
Sum	1016-1			0	0	N.D.	N.D.
Average	1016-1					0.000	0.000
9) l2	1260-1	0.000	0.000	0	0	N.D. d	N.D. d
10) l2	1260-2	0.000	0.000	0	0	N.D. d	N.D. d
11) l2	1260-3	0.000	0.000	0	0	N.D. d	N.D. d
12) l2	1260-4	0.000	0.000	0	0	N.D. d	N.D. d
13) l2	1260-5	0.000	0.000	0	0	N.D. d	N.D. d
Sum	1260-1			0	0	N.D.	N.D.
Average	1260-1					0.000	0.000
15) l3	1221-1	2.523	2.988	88739924	154.4E6	2409.643	2234.651
16) l3	1221-2	2.616	3.096	49621922	97143599	2303.486	2264.646
17) l3	1221-3	2.643	3.144	200.8E6	345.1E6	2432.927	2281.498

Quantitation Report (QT Reviewed)

Data Path : I:\Pest12\190409ical\
Data File : 12190409ical-36.d
Signal(s) : Signal #1: ECD1A.ch Signal #2: ECD2B.ch
Acq On : 9 Apr 2019 11:28 am
Operator : Pest12:kb
Sample : cicv2154,42e,,9031
Misc : wg1224428,
ALS Vial : 35 Sample Multiplier: 1

Integration File signal 1: events1.e
Integration File signal 2: events2.e
Quant Time: Apr 09 17:14:05 2019
Quant Method : I:\Pest12\190409ical\P12_pcb_04-09-19_ICAL_ugL_.m
Quant Title : pcb
QLast Update : Tue Apr 09 17:00:43 2019
Response via : Initial Calibration
Integrator: ChemStation

Volume Inj. :
Signal #1 Phase : Signal #2 Phase:
Signal #1 Info : Signal #2 Info :

Sub List : Default - All compounds listed

	Compound	RT#1	RT#2	Resp#1	Resp#2	ug/l	ug/l
Sum	1221-1			339.1E6	596.6E6	7146.056	6780.794
Average	1221-1					2382.019	2260.265
18) l4	1254-1	3.903	4.684	277.6E6	512.4E6	2284.047	2303.508
19) l4	1254-2	4.325	5.094	283.1E6	413.7E6	2432.662	2179.192
20) l4	1254-3	4.419	5.181	466.9E6	816.7E6	2401.870	2341.259
21) l4	1254-4	4.632	5.344	346.1E6	537.9E6	2366.582	2262.883
22) l4	1254-5	4.977	5.728	462.6E6	644.9E6	2295.537	2102.375
Sum	1254-1			1836.2E6	2925.5E6	11780.698	11189.216
Average	1254-1					2356.140	2237.843
24) l6	1242-1	0.000	0.000	0	0	N.D. d	N.D. d
25) l6	1242-2	0.000	0.000	0	0	N.D. d	N.D. d
26) l6	1242-3	0.000	0.000	0	0	N.D. d	N.D. d
27) l6	1242-4	0.000	0.000	0	0	N.D. d	N.D. d
28) l6	1242-5	0.000	0.000	0	0	N.D. d	N.D. d
Sum	1242-1			0	0	N.D.	N.D.
Average	1242-1					0.000	0.000
29) l9	1268-1	0.000	0.000	0	0	N.D. d	N.D. d
30) l9	1268-2	0.000	0.000	0	0	N.D. d	N.D. d
31) l9	1268-3	0.000	0.000	0	0	N.D. d	N.D. d
32) l9	1268-4	0.000	0.000	0	0	N.D. d	N.D. d
33) l9	1268-5	0.000	0.000	0	0	N.D. d	N.D. d
Sum	1268-1			0	0	N.D.	N.D.
Average	1268-1					0.000	0.000
35) l7	1248-1	0.000	0.000	0	0	N.D. d	N.D. d
36) l7	1248-2	0.000	0.000	0	0	N.D. d	N.D. d
37) l7	1248-3	0.000	0.000	0	0	N.D. d	N.D. d
38) l7	1248-4	0.000	0.000	0	0	N.D. d	N.D. d
39) l7	1248-5	0.000	0.000	0	0	N.D. d	N.D. d
Sum	1248-1			0	0	N.D.	N.D.

Quantitation Report (QT Reviewed)

Data Path : I:\Pest12\190409ical\
Data File : 12190409ical-36.d
Signal(s) : Signal #1: ECD1A.ch Signal #2: ECD2B.ch
Acq On : 9 Apr 2019 11:28 am
Operator : Pest12:kb
Sample : cicv2154,42e,,9031
Misc : wg1224428,
ALS Vial : 35 Sample Multiplier: 1

Integration File signal 1: events1.e
Integration File signal 2: events2.e
Quant Time: Apr 09 17:14:05 2019
Quant Method : I:\Pest12\190409ical\P12_pcb_04-09-19_ICAL_ugL_.m
Quant Title : pcb
QLast Update : Tue Apr 09 17:00:43 2019
Response via : Initial Calibration
Integrator: ChemStation

Volume Inj. :
Signal #1 Phase : Signal #2 Phase:
Signal #1 Info : Signal #2 Info :

Sub List : Default - All compounds listed

Compound	RT#1	RT#2	Resp#1	Resp#2	ug/l	ug/l
Average 1248-1					0.000	0.000
41) l5 1232-1	0.000	0.000	0	0	N.D. d	N.D. d
42) l5 1232-2	0.000	0.000	0	0	N.D. d	N.D. d
43) l5 1232-3	0.000	0.000	0	0	N.D. d	N.D. d
44) l5 1232-4	0.000	0.000	0	0	N.D. d	N.D. d
45) l5 1232-5	0.000	0.000	0	0	N.D. d	N.D. d
Sum 1232-1			0	0	N.D.	N.D.
Average 1232-1					0.000	0.000
46) l8 1262-1	0.000	0.000	0	0	N.D. d	N.D. d
47) l8 1262-2	0.000	0.000	0	0	N.D. d	N.D. d
48) l8 1262-3	0.000	0.000	0	0	N.D. d	N.D. d
49) l8 1262-4	0.000	0.000	0	0	N.D. d	N.D. d
50) l8 1262-5	0.000	0.000	0	0	N.D. d	N.D. d
Sum 1262-1			0	0	N.D.	N.D.
Average 1262-1					0.000	0.000

SemiQuant Compounds - Not Calibrated on this Instrument

Sum 1262-1			0	0	N.D.	N.D.
Average 1262-1					0.000	0.000

(f)=RT Delta > 1/2 Window (D)=Amounts differ by > 40% (m)=manual int.
(#)=Recovery Exceeds Compound Acceptance Limits.
(I,C,F) I=Interference, C=Coelluting Calibration Peak, F=Fails CC Criteria.

Sub List : Default - All compounds listed Reviewed)

Data Path : I:\Pest12\190409ical\
Data File : 12190409ical-36.d
Signal(s) : Signal #1: ECD1A.ch Signal #2: ECD2B.ch
Acq On : 9 Apr 2019 11:28 am
Operator : Pest12:kb
Sample : cicv2154,42e,,9031
Misc : wg1224428,
ALS Vial : 35 Sample Multiplier: 1

Integration File signal 1: events1.e
Integration File signal 2: events2.e
Quant Time: Apr 09 17:14:05 2019
Quant Method : I:\Pest12\190409ical\P12_pcb_04-09-19_ICAL_ugL_.m
Quant Title : pcb
QLast Update : Tue Apr 09 17:00:43 2019
Response via : Initial Calibration
Integrator: ChemStation

Volume Inj. :
Signal #1 Phase : Signal #2 Phase:
Signal #1 Info : Signal #2 Info :

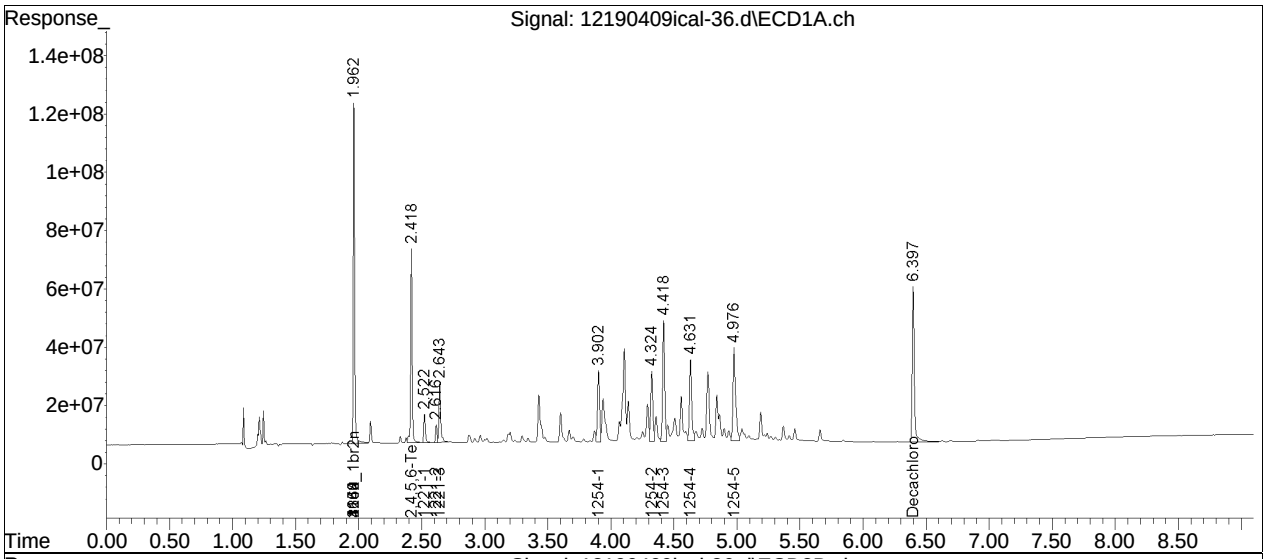

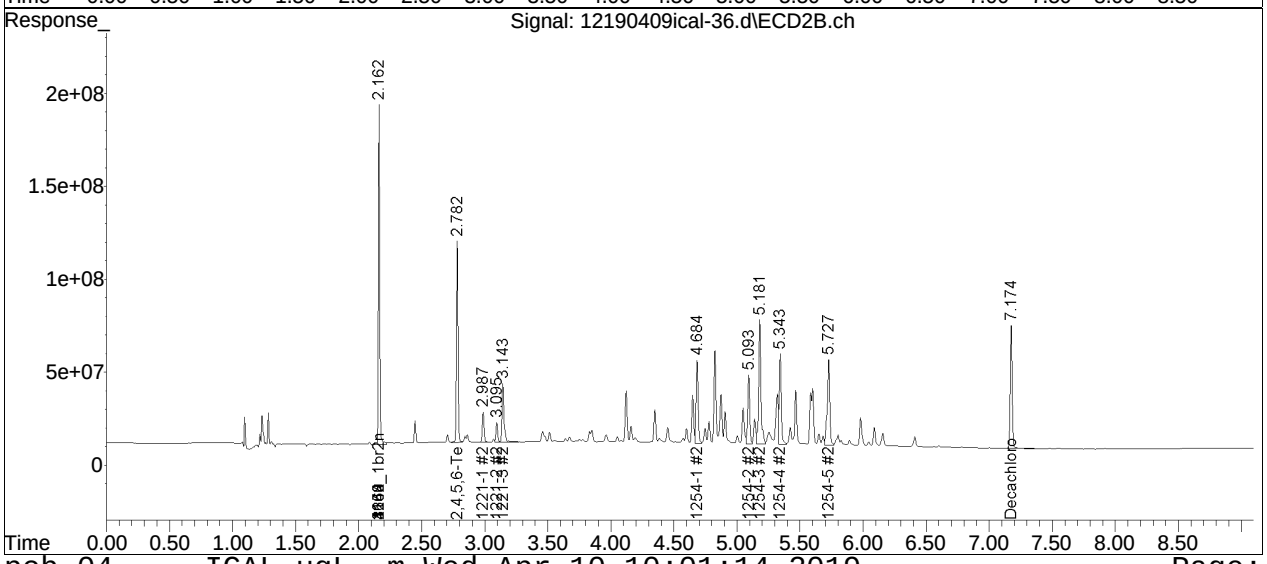

Manual Integration Report

Data Path	: I:\Pest12\190409ical\	QMethod	: P12_pcb_04-09-19_ICAL_ug
Data File	: 12190409ical-36.d	Operator	: Pest12:kb
Date Inj'd	: 4/9/2019 11:28 am	Instrument	: Pest 12
Sample	: cicv2154,42e,,9031	Quant Date	: 4/9/2019 5:13 pm

There are no manual integrations or false positives in this file.

Evaluate Continuing Calibration Report

Data Path : I:\Pest12\190409ical\
Data File : 12190409ical-37.d
Signal(s) : Signal #1: ECD1A.ch Signal #2: ECD2B.ch
Acq On : 9 Apr 2019 11:41 am
Operator : Pest12:kb
Sample : cicv1660,42e,,9027
Misc : wg1224428,
ALS Vial : 36 Sample Multiplier: 1

Integration File signal 1: events1.e
Integration File signal 2: events2.e
Quant Time: Apr 10 09:42:23 2019
Quant Method : I:\Pest12\190409ical\P12_pcb_04-09-19_ICAL_ugL_.m
Quant Title : pcb
QLast Update : Tue Apr 09 17:00:43 2019
Response via : Initial Calibration
Integrator: ChemStation

Volume Inj. :
Signal #1 Phase : Signal #2 Phase:
Signal #1 Info : Signal #2 Info :

Min. RRF : 0.000 Min. Rel. Area : 50% Max. R.T. Dev 0.50min
Max. RRF Dev : 20% Max. Rel. Area : 150%

		Compound	Amount	Calc.	%Dev	Area%	Dev(Min)
1	i	1660_1br2nb	250.000	250.000	0.0	97	0.00
2	s	2,4,5,6-Tetrachloro-m-xylen	160.000	164.040	-2.5	101	0.00
3	s	Decachlorobiphenyl	320.000	326.389	-2.0	103	0.00
4	l1	1016-1	2500.000	2476.355	0.9	99	0.00
5	l1	1016-2	2500.000	2462.231	1.5	101	0.00
6	l1	1016-3	2500.000	2486.442	0.5	102	0.00
7	l1	1016-4	2500.000	2520.838	-0.8	103	0.00
8	l1	1016-5	2500.000	2349.235	6.0	94	0.00
9	l2	1260-1	2500.000	2603.818	-4.2	100	0.00
10	l2	1260-2	2500.000	2563.920	-2.6	103	0.00
11	l2	1260-3	2500.000	2360.363	5.6	89	0.00
12	l2	1260-4	2500.000	2350.177	6.0	88	0.00
13	l2	1260-5	2500.000	2267.762	9.3	91	0.00
14	i	2154_1br2nb	250.000	250.000	0.0	91	0.00
23	i	4268_1br2nb	250.000	250.000	0.0	91	-0.03
34	i	1248_1br2nb	250.000	250.000	0.0	86	-0.03
40	i	3262_1br2nb	250.000	250.000	0.0	79	-0.03

Signal #2

1	i	1660_1br2nb	250.000	250.000	0.0	101	0.00
2	s	2,4,5,6-Tetrachloro-m-xyl	160.000	162.092	-1.3	107	0.00
3	s	Decachlorobiphenyl	320.000	314.284	1.8	106	0.00
4	l1	1016-1	2500.000	2249.539	10.0	96	0.00
5	l1	1016-2	2500.000	2385.339	4.6	101	0.00
6	l1	1016-3	2500.000	2391.599	4.3	103	0.00

Evaluate Continuing Calibration Report

Data Path : I:\Pest12\190409ical\
Data File : 12190409ical-37.d
Signal(s) : Signal #1: ECD1A.ch Signal #2: ECD2B.ch
Acq On : 9 Apr 2019 11:41 am
Operator : Pest12:kb
Sample : cicv1660,42e,,9027
Misc : wg1224428,
ALS Vial : 36 Sample Multiplier: 1

Integration File signal 1: events1.e
Integration File signal 2: events2.e
Quant Time: Apr 10 09:42:23 2019
Quant Method : I:\Pest12\190409ical\P12_pcb_04-09-19_ICAL_ugL_.m
Quant Title : pcb
QLast Update : Tue Apr 09 17:00:43 2019
Response via : Initial Calibration
Integrator: ChemStation

Volume Inj. :
Signal #1 Phase : Signal #2 Phase:
Signal #1 Info : Signal #2 Info :

Min. RRF : 0.000 Min. Rel. Area : 50% Max. R.T. Dev 0.50min
Max. RRF Dev : 20% Max. Rel. Area : 150%

		Compound	Amount	Calc.	%Dev	Area%	Dev(Min)
7	l1	1016-4	2500.000	2622.999	-4.9	114	0.00
8	l1	1016-5	2500.000	2500.193	-0.0	106	0.00
9	l2	1260-1	2500.000	2533.182	-1.3	105	0.00
10	l2	1260-2	2500.000	2344.151	6.2	101	0.00
11	l2	1260-3	2500.000	2172.740	13.1	93	0.00
12	l2	1260-4	2500.000	2091.850	16.3	88	0.00
13	l2	1260-5	2500.000	2251.632	9.9	96	0.00
14	i	2154_1br2nb	250.000	250.000	0.0	95	0.00
23	i	4268_1br2nb	250.000	250.000	0.0	108	-0.02
34	i	1248_1br2nb	250.000	250.000	0.0	91	-0.02
40	i	3262_1br2nb	250.000	250.000	0.0	91	-0.02

Evaluate Continuing Calibration Report - Not Founds

15	l3	1221-1	2500.000	0.000	100.0#	0	-2.52#
16	l3	1221-2	2500.000	0.000	100.0#	0	-2.62#
17	l3	1221-3	2500.000	0.000	100.0#	0	-2.64#
18	l4	1254-1	2500.000	0.000	100.0#	0	-3.90#
19	l4	1254-2	2500.000	0.000	100.0#	0	-4.33#
20	l4	1254-3	2500.000	0.000	100.0#	0	-4.42#
21	l4	1254-4	2500.000	0.000	100.0#	0	-4.63#
22	l4	1254-5	2500.000	0.000	100.0#	0	-4.98#
24	l6	1242-1	2500.000	0.000	100.0#	0	-2.68#
25	l6	1242-2	2500.000	0.000	100.0#	0	-2.91#
26	l6	1242-3	2500.000	0.000	100.0#	0	-3.24#
27	l6	1242-4	2500.000	0.000	100.0#	0	-3.64#
28	l6	1242-5	2500.000	0.000	100.0#	0	-3.98#

Evaluate Continuing Calibration Report

Data Path : I:\Pest12\190409ical\
Data File : 12190409ical-37.d
Signal(s) : Signal #1: ECD1A.ch Signal #2: ECD2B.ch
Acq On : 9 Apr 2019 11:41 am
Operator : Pest12:kb
Sample : cicv1660,42e,,9027
Misc : wg1224428,
ALS Vial : 36 Sample Multiplier: 1

Integration File signal 1: events1.e
Integration File signal 2: events2.e
Quant Time: Apr 10 09:42:23 2019
Quant Method : I:\Pest12\190409ical\P12_pcb_04-09-19_ICAL_ugL_.m
Quant Title : pcb
QLast Update : Tue Apr 09 17:00:43 2019
Response via : Initial Calibration
Integrator: ChemStation

Volume Inj. :
Signal #1 Phase : Signal #2 Phase:
Signal #1 Info : Signal #2 Info :

Min. RRF : 0.000 Min. Rel. Area : 50% Max. R.T. Dev 0.50min
Max. RRF Dev : 20% Max. Rel. Area : 150%

		Compound	Amount	Calc.	%Dev	Area%	Dev(Min)
29	l9	1268-1	2500.000	0.000	100.0#	0	-5.72#
30	l9	1268-2	2500.000	0.000	100.0#	0	-5.75#
31	l9	1268-3	2500.000	0.000	100.0#	0	-5.88#
32	l9	1268-4	2500.000	0.000	100.0#	0	-6.12#
33	l9	1268-5	2500.000	0.000	100.0#	0	-6.31#
35	l7	1248-1	2500.000	0.000	100.0#	0	-3.22#
36	l7	1248-2	2500.000	0.000	100.0#	0	-3.47#
37	l7	1248-3	2500.000	0.000	100.0#	0	-3.64#
38	l7	1248-4	2500.000	0.000	100.0#	0	-3.97#
39	l7	1248-5	2500.000	0.000	100.0#	0	-4.00#
41	l5	1232-1	2500.000	0.000	100.0#	0	-2.77#
42	l5	1232-2	2500.000	0.000	100.0#	0	-3.01#
43	l5	1232-3	2500.000	0.000	100.0#	0	-3.34#
44	l5	1232-4	2500.000	0.000	100.0#	0	-3.44#
45	l5	1232-5	2500.000	0.000	100.0#	0	-4.10#
46	l8	1262-1	2500.000	0.000	100.0#	0	-4.92#
47	l8	1262-2	2500.000	0.000	100.0#	0	-5.21#
48	l8	1262-3	2500.000	0.000	100.0#	0	-5.39#
49	l8	1262-4	2500.000	0.000	100.0#	0	-5.61#
50	l8	1262-5	2500.000	0.000	100.0#	0	-5.82#

Signal #2

15	l3	1221-1	2500.000	0.000	100.0#	0	-2.99#
16	l3	1221-2	2500.000	0.000	100.0#	0	-3.10#
17	l3	1221-3	2500.000	0.000	100.0#	0	-3.14#
18	l4	1254-1	2500.000	0.000	100.0#	0	-4.68#
19	l4	1254-2	2500.000	0.000	100.0#	0	-5.09#
20	l4	1254-3	2500.000	0.000	100.0#	0	-5.18#
21	l4	1254-4	2500.000	0.000	100.0#	0	-5.35#
22	l4	1254-5	2500.000	0.000	100.0#	0	-5.73#

Evaluate Continuing Calibration Report

Data Path : I:\Pest12\190409ical\
Data File : 12190409ical-37.d
Signal(s) : Signal #1: ECD1A.ch Signal #2: ECD2B.ch
Acq On : 9 Apr 2019 11:41 am
Operator : Pest12:kb
Sample : cicv1660,42e,,9027
Misc : wg1224428,
ALS Vial : 36 Sample Multiplier: 1

Integration File signal 1: events1.e
Integration File signal 2: events2.e
Quant Time: Apr 10 09:42:23 2019
Quant Method : I:\Pest12\190409ical\P12_pcb_04-09-19_ICAL_ugL_.m
Quant Title : pcb
QLast Update : Tue Apr 09 17:00:43 2019
Response via : Initial Calibration
Integrator: ChemStation

Volume Inj. :
Signal #1 Phase : Signal #2 Phase:
Signal #1 Info : Signal #2 Info :

Min. RRF : 0.000 Min. Rel. Area : 50% Max. R.T. Dev 0.50min
Max. RRF Dev : 20% Max. Rel. Area : 150%

		Compound	Amount	Calc.	%Dev	Area%	Dev(Min)
24	l6	1242-1	2500.000	0.000	100.0#	0	-3.17#
25	l6	1242-2	2500.000	0.000	100.0#	0	-3.49#
26	l6	1242-3	2500.000	0.000	100.0#	0	-3.88#
27	l6	1242-4	2500.000	0.000	100.0#	0	-4.37#
28	l6	1242-5	2500.000	0.000	100.0#	0	-4.67#
29	l9	1268-1	2500.000	0.000	100.0#	0	-6.42#
30	l9	1268-2	2500.000	0.000	100.0#	0	-6.46#
31	l9	1268-3	2500.000	0.000	100.0#	0	-6.63#
32	l9	1268-4	2500.000	0.000	100.0#	0	-6.81#
33	l9	1268-5	2500.000	0.000	100.0#	0	-7.03#
35	l7	1248-1	2500.000	0.000	100.0#	0	-3.86#
36	l7	1248-2	2500.000	0.000	100.0#	0	-4.15#
37	l7	1248-3	2500.000	0.000	100.0#	0	-4.37#
38	l7	1248-4	2500.000	0.000	100.0#	0	-4.67#
39	l7	1248-5	2500.000	0.000	100.0#	0	-4.71#
41	l5	1232-1	2500.000	0.000	100.0#	0	-3.23#
42	l5	1232-2	2500.000	0.000	100.0#	0	-3.56#
43	l5	1232-3	2500.000	0.000	100.0#	0	-3.95#
44	l5	1232-4	2500.000	0.000	100.0#	0	-4.06#
45	l5	1232-5	2500.000	0.000	100.0#	0	-4.75#
46	l8	1262-1	2500.000	0.000	100.0#	0	-5.56#
47	l8	1262-2	2500.000	0.000	100.0#	0	-5.88#
48	l8	1262-3	2500.000	0.000	100.0#	0	-6.09#
49	l8	1262-4	2500.000	0.000	100.0#	0	-6.25#
50	l8	1262-5	2500.000	0.000	100.0#	0	-6.40#

(#) = Out of Range SPCC's out = 0 CCC's out = 0

Quantitation Report (QT Reviewed)

Data Path : I:\Pest12\190409ical\
Data File : 12190409ical-37.d
Signal(s) : Signal #1: ECD1A.ch Signal #2: ECD2B.ch
Acq On : 9 Apr 2019 11:41 am
Operator : Pest12:kb
Sample : cicv1660,42e,,9027
Misc : wg1224428,
ALS Vial : 36 Sample Multiplier: 1

Integration File signal 1: events1.e
Integration File signal 2: events2.e
Quant Time: Apr 10 09:42:23 2019
Quant Method : I:\Pest12\190409ical\P12_pcb_04-09-19_ICAL_ugL_.m
Quant Title : pcb
QLast Update : Tue Apr 09 17:00:43 2019
Response via : Initial Calibration
Integrator: ChemStation

Volume Inj. :
Signal #1 Phase : Signal #2 Phase:
Signal #1 Info : Signal #2 Info :

Sub List : Default - All compounds listed

	Compound	RT#1	RT#2	Resp#1	Resp#2	ug/l	ug/l
	Internal Standards						
1) i	1660_1br2nb	1.963	2.163	815.5E6	1258.2E6	250.000M4	250.000M4
14) i	2154_1br2nb	1.963	2.163	815.5E6	1258.2E6	250.000M4	250.000M4
23) i	4268_1br2nb	1.963	2.163	815.5E6	1258.2E6	250.000M4	250.000M4
34) i	1248_1br2nb	1.963	2.163	815.5E6	1258.2E6	250.000M4	250.000M4
40) i	3262_1br2nb	1.963	2.163	815.5E6	1258.2E6	250.000M4	250.000M4
	System Monitoring Compounds						
2) s	2,4,5,6-Tetr	2.419	2.783	551.1E6	982.2E6	164.040	162.092
Spiked Amount	500.000 Range	30 - 150	Recovery	=		32.81%	32.42%
3) s	Decachlorobi	6.399	7.176	646.1E6	736.1E6	326.389	314.284
Spiked Amount	500.000 Range	30 - 150	Recovery	=		65.28%	62.86%
	Target Compounds						
4) l1	1016-1	2.644	3.145	156.2E6	250.4E6	2476.355	2249.539
5) l1	1016-2	2.876	3.464	323.5E6	574.4E6	2462.231	2385.339
6) l1	1016-3	3.201	3.849	638.7E6	1151.8E6	2486.442	2391.599
7) l1	1016-4	3.296	3.964	285.6E6	494.4E6	2520.838	2622.999
8) l1	1016-5	3.601	4.350	288.5E6	375.6E6	2349.235M1	2500.193
Sum	1016-1			1692.4E6	2846.7E6	12295.101	12149.669
Average	1016-1					2459.020	2429.934
9) l2	1260-1	4.559	5.322	405.1E6	593.5E6	2603.818	2533.182
10) l2	1260-2	4.769	5.468	573.8E6	646.5E6	2563.920	2344.151
11) l2	1260-3	5.240	5.996	327.2E6	451.3E6	2360.363	2172.740
12) l2	1260-4	5.460	6.159	772.5E6	845.4E6	2350.177	2091.850
13) l2	1260-5	5.659	6.410	466.0E6	607.8E6	2267.762M1	2251.632M2

Quantitation Report (QT Reviewed)

Data Path : I:\Pest12\190409ical\
Data File : 12190409ical-37.d
Signal(s) : Signal #1: ECD1A.ch Signal #2: ECD2B.ch
Acq On : 9 Apr 2019 11:41 am
Operator : Pest12:kb
Sample : cicv1660,42e,,9027
Misc : wg1224428,
ALS Vial : 36 Sample Multiplier: 1

Integration File signal 1: events1.e
Integration File signal 2: events2.e
Quant Time: Apr 10 09:42:23 2019
Quant Method : I:\Pest12\190409ical\P12_pcb_04-09-19_ICAL_ugL_.m
Quant Title : pcb
QLast Update : Tue Apr 09 17:00:43 2019
Response via : Initial Calibration
Integrator: ChemStation

Volume Inj. :
Signal #1 Phase : Signal #2 Phase:
Signal #1 Info : Signal #2 Info :

Sub List : Default - All compounds listed

Compound	RT#1	RT#2	Resp#1	Resp#2	ug/l	ug/l
Sum 1260-1			2544.6E6	3144.4E6	12146.040	11393.554
Average 1260-1					2429.208	2278.711
15) l3 1221-1	0.000	0.000	0	0	N.D. d	N.D. d
16) l3 1221-2	0.000	0.000	0	0	N.D. d	N.D. d
17) l3 1221-3	0.000	0.000	0	0	N.D. d	N.D. d
Sum 1221-1			0	0	N.D.	N.D.
Average 1221-1					0.000	0.000
18) l4 1254-1	0.000	0.000	0	0	N.D. d	N.D. d
19) l4 1254-2	0.000	0.000	0	0	N.D. d	N.D. d
20) l4 1254-3	0.000	0.000	0	0	N.D. d	N.D. d
21) l4 1254-4	0.000	0.000	0	0	N.D. d	N.D. d
22) l4 1254-5	0.000	0.000	0	0	N.D. d	N.D. d
Sum 1254-1			0	0	N.D.	N.D.
Average 1254-1					0.000	0.000
24) l6 1242-1	0.000	0.000	0	0	N.D. d	N.D. d
25) l6 1242-2	0.000	0.000	0	0	N.D. d	N.D. d
26) l6 1242-3	0.000	0.000	0	0	N.D. d	N.D. d
27) l6 1242-4	0.000	0.000	0	0	N.D. d	N.D. d
28) l6 1242-5	0.000	0.000	0	0	N.D. d	N.D. d
Sum 1242-1			0	0	N.D.	N.D.
Average 1242-1					0.000	0.000
29) l9 1268-1	0.000	0.000	0	0	N.D. d	N.D. d
30) l9 1268-2	0.000	0.000	0	0	N.D. d	N.D. d
31) l9 1268-3	0.000	0.000	0	0	N.D. d	N.D. d
32) l9 1268-4	0.000	0.000	0	0	N.D. d	N.D. d
33) l9 1268-5	0.000	0.000	0	0	N.D. d	N.D. d
Sum 1268-1			0	0	N.D.	N.D.
Average 1268-1					0.000	0.000

Quantitation Report (QT Reviewed)

Data Path : I:\Pest12\190409ical\
Data File : 12190409ical-37.d
Signal(s) : Signal #1: ECD1A.ch Signal #2: ECD2B.ch
Acq On : 9 Apr 2019 11:41 am
Operator : Pest12:kb
Sample : cicv1660,42e,,9027
Misc : wg1224428,
ALS Vial : 36 Sample Multiplier: 1

Integration File signal 1: events1.e
Integration File signal 2: events2.e
Quant Time: Apr 10 09:42:23 2019
Quant Method : I:\Pest12\190409ical\P12_pcb_04-09-19_ICAL_ugL_.m
Quant Title : pcb
QLast Update : Tue Apr 09 17:00:43 2019
Response via : Initial Calibration
Integrator: ChemStation

Volume Inj. :
Signal #1 Phase : Signal #2 Phase:
Signal #1 Info : Signal #2 Info :

Sub List : Default - All compounds listed

Compound	RT#1	RT#2	Resp#1	Resp#2	ug/l	ug/l
35) l7 1248-1	0.000	0.000	0	0	N.D. d	N.D. d
36) l7 1248-2	0.000	0.000	0	0	N.D. d	N.D. d
37) l7 1248-3	0.000	0.000	0	0	N.D. d	N.D. d
38) l7 1248-4	0.000	0.000	0	0	N.D. d	N.D. d
39) l7 1248-5	0.000	0.000	0	0	N.D. d	N.D. d
Sum 1248-1			0	0	N.D.	N.D.
Average 1248-1					0.000	0.000
41) l5 1232-1	0.000	0.000	0	0	N.D. d	N.D. d
42) l5 1232-2	0.000	0.000	0	0	N.D. d	N.D. d
43) l5 1232-3	0.000	0.000	0	0	N.D. d	N.D. d
44) l5 1232-4	0.000	0.000	0	0	N.D. d	N.D. d
45) l5 1232-5	0.000	0.000	0	0	N.D. d	N.D. d
Sum 1232-1			0	0	N.D.	N.D.
Average 1232-1					0.000	0.000
46) l8 1262-1	0.000	0.000	0	0	N.D. d	N.D. d
47) l8 1262-2	0.000	0.000	0	0	N.D. d	N.D. d
48) l8 1262-3	0.000	0.000	0	0	N.D. d	N.D. d
49) l8 1262-4	0.000	0.000	0	0	N.D. d	N.D. d
50) l8 1262-5	0.000	0.000	0	0	N.D. d	N.D. d
Sum 1262-1			0	0	N.D.	N.D.
Average 1262-1					0.000	0.000

SemiQuant Compounds - Not Calibrated on this Instrument

Sum 1262-1			0	0	N.D.	N.D.
Average 1262-1					0.000	0.000

(f)=RT Delta > 1/2 Window (D)=Amounts differ by > 40% (m)=manual int.
(#)=Recovery Exceeds Compound Acceptance Limits.

Quantitation Report (QT Reviewed)

Data Path : I:\Pest12\190409ical\
Data File : 12190409ical-37.d
Signal(s) : Signal #1: ECD1A.ch Signal #2: ECD2B.ch
Acq On : 9 Apr 2019 11:41 am
Operator : Pest12:kb
Sample : cicv1660,42e,,9027
Misc : wg1224428,
ALS Vial : 36 Sample Multiplier: 1

Integration File signal 1: events1.e
Integration File signal 2: events2.e
Quant Time: Apr 10 09:42:23 2019
Quant Method : I:\Pest12\190409ical\P12_pcb_04-09-19_ICAL_ugL_.m
Quant Title : pcb
QLast Update : Tue Apr 09 17:00:43 2019
Response via : Initial Calibration
Integrator: ChemStation

Volume Inj. :
Signal #1 Phase : Signal #2 Phase:
Signal #1 Info : Signal #2 Info :

Sub List : Default - All compounds listed

Compound	RT#1	RT#2	Resp#1	Resp#2	ug/l	ug/l

(I,C,F) I=Interference, C=Coelluting Calibration Peak, F=Fails CC Criteria.

Sub List : Default - All compounds listed Reviewed)

Data Path : I:\Pest12\190409ical\
Data File : 12190409ical-37.d
Signal(s) : Signal #1: ECD1A.ch Signal #2: ECD2B.ch
Acq On : 9 Apr 2019 11:41 am
Operator : Pest12:kb
Sample : cicv1660,42e,,9027
Misc : wg1224428,
ALS Vial : 36 Sample Multiplier: 1

Integration File signal 1: events1.e
Integration File signal 2: events2.e
Quant Time: Apr 10 09:42:23 2019
Quant Method : I:\Pest12\190409ical\P12_pcb_04-09-19_ICAL_ugL_.m
Quant Title : pcb
QLast Update : Tue Apr 09 17:00:43 2019
Response via : Initial Calibration
Integrator: ChemStation

Volume Inj. :
Signal #1 Phase : Signal #2 Phase:
Signal #1 Info : Signal #2 Info :

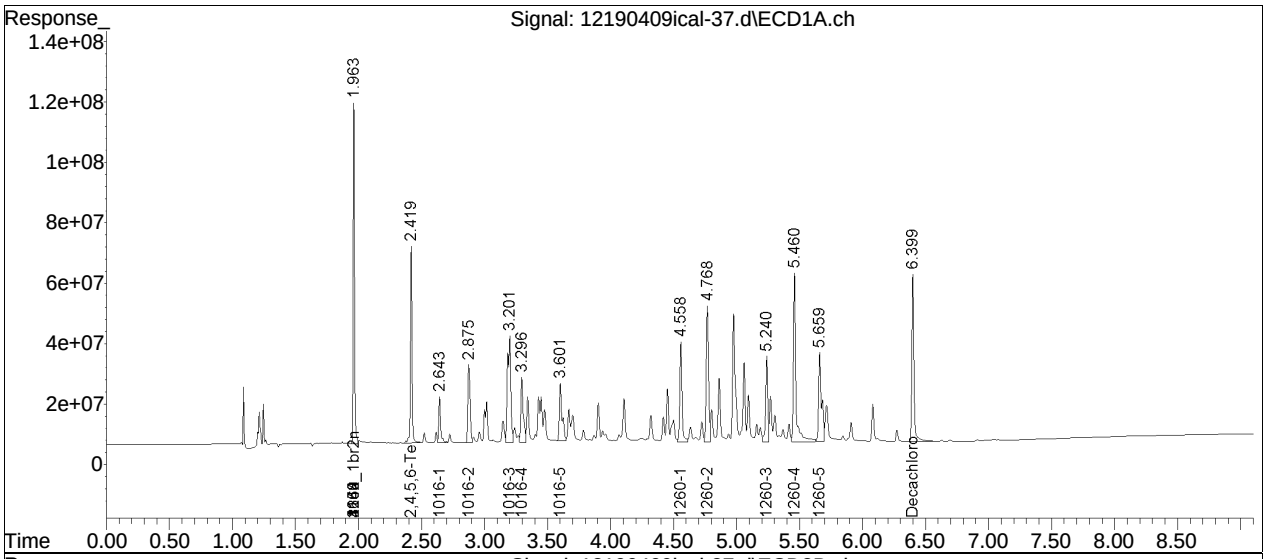

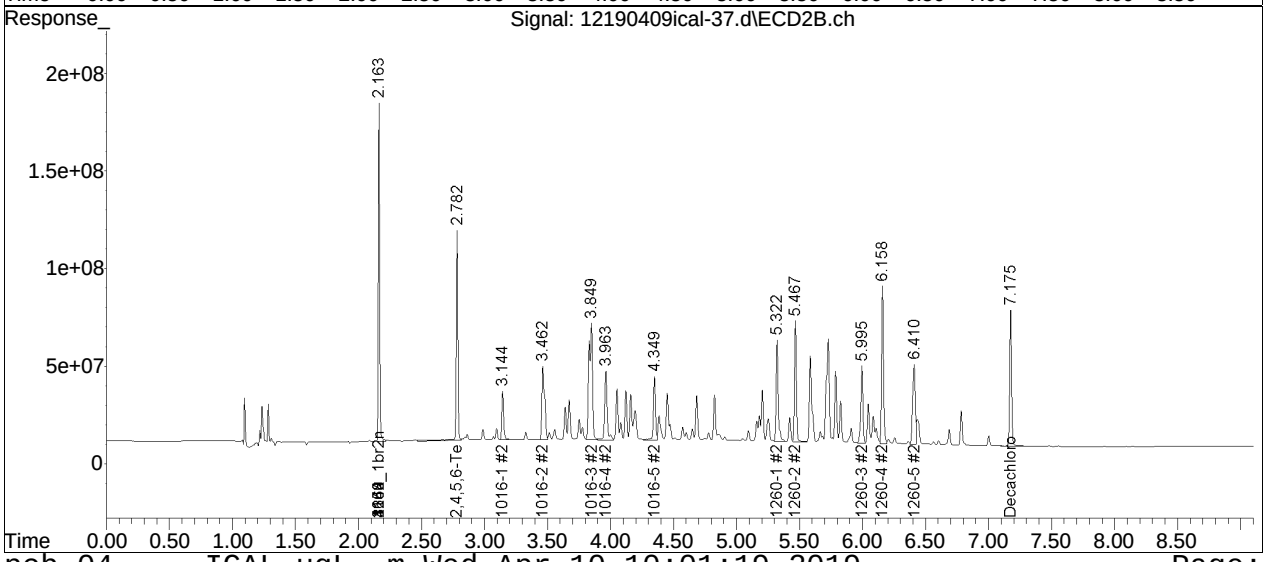

Manual Integration Report

Data Path	: I:\Pest12\190409ical\	QMethod	: P12_pcb_04-09-19_ICAL_ug
Data File	: 12190409ical-37.d	Operator	: Pest12:kb
Date Inj'd	: 4/9/2019 11:41 am	Instrument	: Pest 12
Sample	: cicv1660,42e,,9027	Quant Date	: 4/9/2019 5:14 pm

Compound #1: 1660_1br2nb

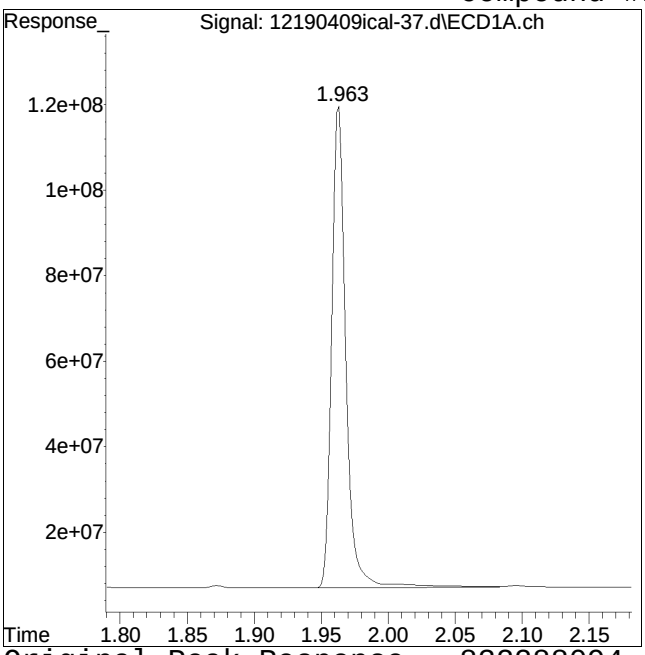

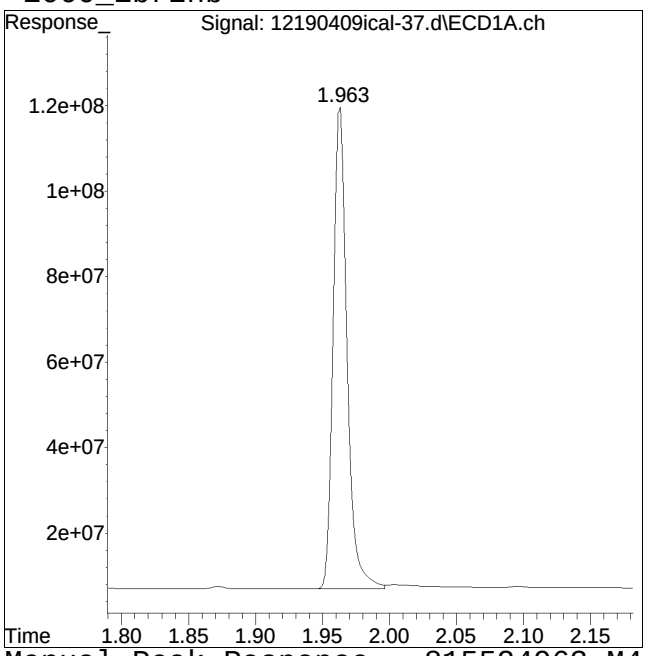

Original Peak Response = 832288094 Manual Peak Response = 815524963 M4
M4 = Poor automated baseline construction.

Manual Integration Report

Data Path	: I:\Pest12\190409ical\	QMethod	: P12_pcb_04-09-19_ICAL_ug
Data File	: 12190409ical-37.d	Operator	: Pest12:kb
Date Inj'd	: 4/9/2019 11:41 am	Instrument	: Pest 12
Sample	: cicv1660,42e,,9027	Quant Date	: 4/9/2019 5:14 pm

Compound #52: 1660_1br2nb #2

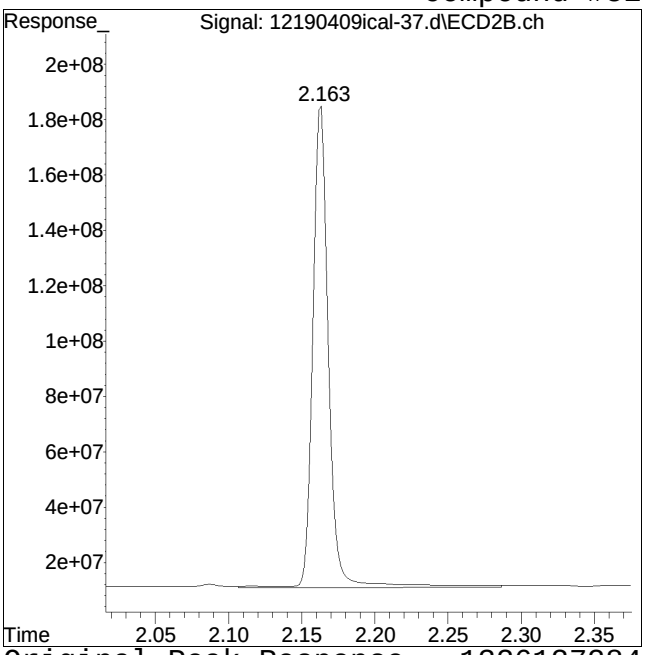

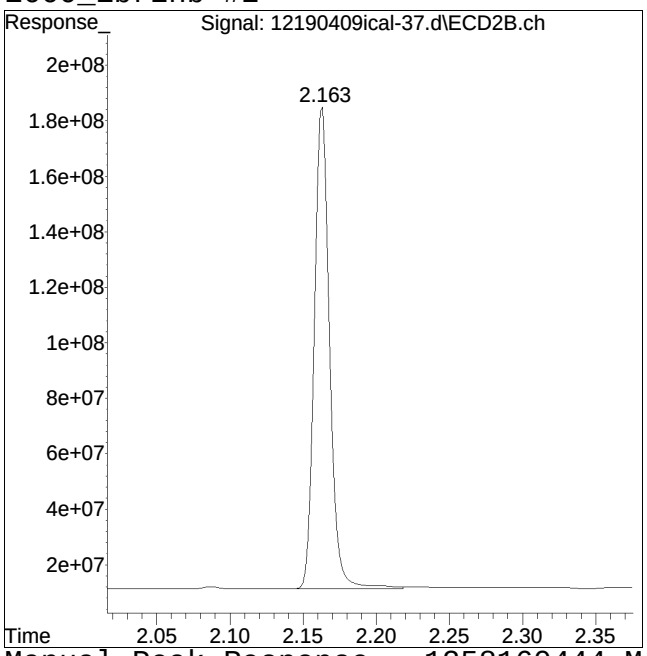

Original Peak Response = 1326127284 Manual Peak Response = 1258160444 M4
M4 = Poor automated baseline construction.

Manual Integration Report

Data Path	: I:\Pest12\190409ical\	QMethod	: P12_pcb_04-09-19_ICAL_ug
Data File	: 12190409ical-37.d	Operator	: Pest12:kb
Date Inj'd	: 4/9/2019 11:41 am	Instrument	: Pest 12
Sample	: cicv1660,42e,,9027	Quant Date	: 4/9/2019 5:14 pm

Compound #8: 1016-5

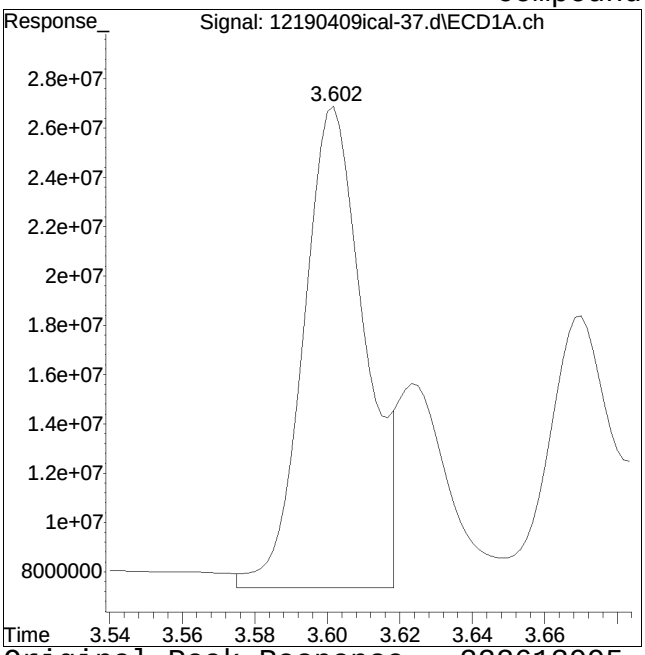

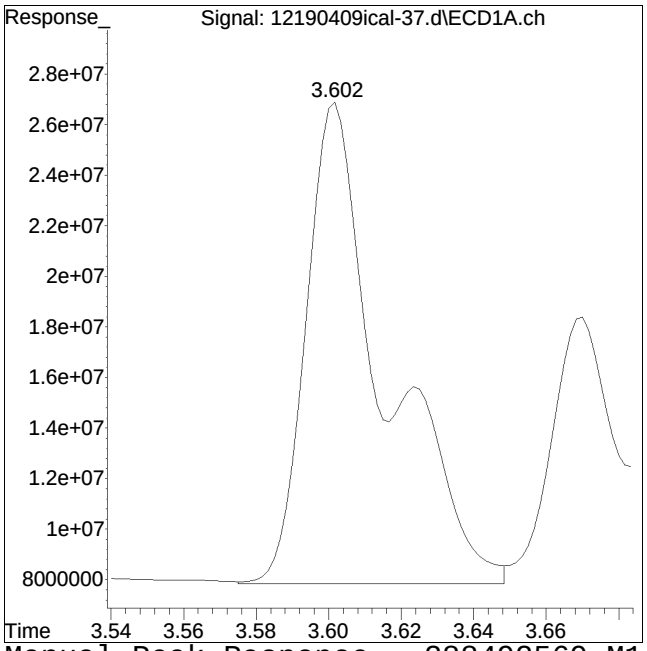

Original Peak Response = 222613995 Manual Peak Response = 288492569 M1
M1 = Split or tailing peak, auto integration stopped early resulting in false low area count.

Manual Integration Report

Data Path	: I:\Pest12\190409ical\	QMethod	: P12_pcb_04-09-19_ICAL_ug
Data File	: 12190409ical-37.d	Operator	: Pest12:kb
Date Inj'd	: 4/9/2019 11:41 am	Instrument	: Pest 12
Sample	: cicv1660,42e,,9027	Quant Date	: 4/9/2019 5:14 pm

Compound #13: 1260-5

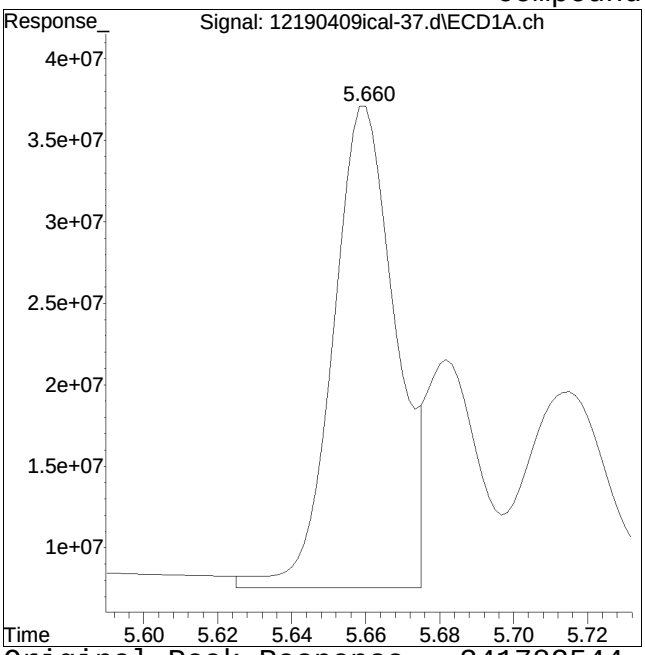

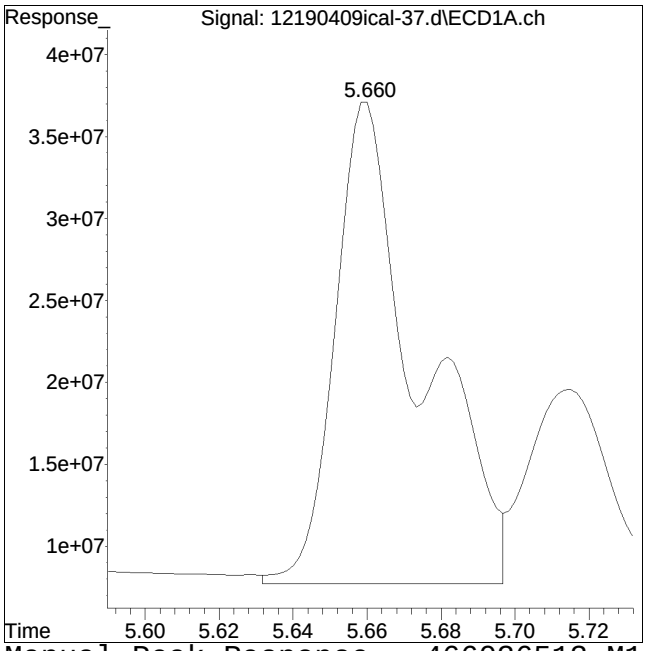

Original Peak Response = 341782544 Manual Peak Response = 466036513 M1
M1 = Split or tailing peak, auto integration stopped early resulting in false low area count.

Manual Integration Report

Data Path	: I:\Pest12\190409ical\	QMethod	: P12_pcb_04-09-19_ICAL_ug
Data File	: 12190409ical-37.d	Operator	: Pest12:kb
Date Inj'd	: 4/9/2019 11:41 am	Instrument	: Pest 12
Sample	: cicv1660,42e,,9027	Quant Date	: 4/9/2019 5:14 pm

Compound #64: 1260-5 #2

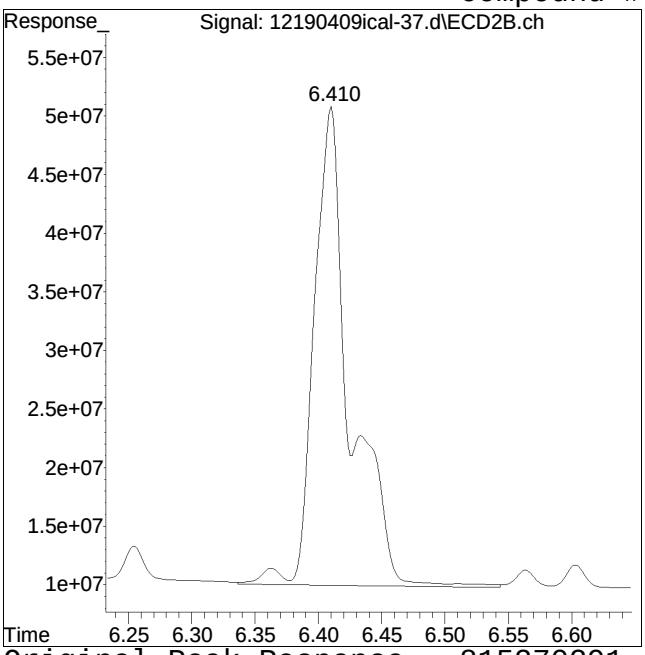

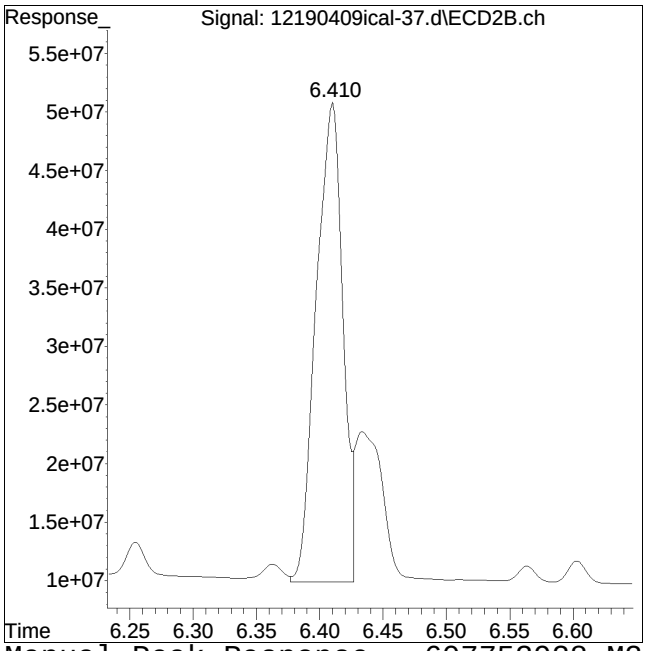

Original Peak Response = 815270291 Manual Peak Response = 607753928 M2
M2 = Peak not found by automatic integration algorithm.

Continuing Calibration

Calibration Verification Summary
Form 7
PCBs

Client	: Barton & Loguidice, P.C	Lab Number	: L1923971
Project Name	: AMPHENOL SUB SLAB SOILS	Project Number	: 1153.010.001
Instrument ID	: PEST16	Calibration Date	: 06/08/19 09:36
Lab File ID	: 16190608a-02	Init. Calib. Date(s)	: 04/09/19 04/09/19
Sample No	: WG1246157-1	Init. Calib. Times	: 02:06 08:08
Channel	: A		

Compound	Amount	Calc.	Min RRF	%D	Max %D	Area%	Dev(min)
1660_1br2nb	250	250	-	0	20	91	0
2,4,5,6-Tetrachloro-m-xylen	160	161.781	-	-1.1	20	90	0
Decachlorobiphenyl	320	279.147	-	12.8	20	77	-.01
1016-1	2500	2303.372	-	7.9	20	88	0
1016-2	2500	2310.107	-	7.6	20	88	0
1016-3	2500	2419.743	-	3.2	20	88	0
1016-4	2500	2227.524	-	10.9	20	84	0
1016-5	2500	2089.453	-	16.4	20	78	0
1260-1	2500	2312.732	-	7.5	20	86	0
1260-2	2500	2405.339	-	3.8	20	88	0
1260-3	2500	1966.709	-	21.3*	20	71	0
1260-4	2500	2078.339	-	16.9	20	72	0
1260-5	2500	1940.469	-	22.4*	20	70	0

* Value outside of QC limits.

Calibration Verification Summary
Form 7
PCBs

Client	: Barton & Loguidice, P.C	Lab Number	: L1923971
Project Name	: AMPHENOL SUB SLAB SOILS	Project Number	: 1153.010.001
Instrument ID	: PEST16	Calibration Date	: 06/08/19 09:36
Lab File ID	: 16190608a-02	Init. Calib. Date(s)	: 04/09/19 04/09/19
Sample No	: WG1246157-1	Init. Calib. Times	: 02:06 08:08
Channel	: B		

Compound	Amount	Calc.	Min RRF	%D	Max %D	Area%	Dev(min)
1660_1br2nb #2	250	250	-	0	20	81	0
2,4,5,6-Tetrachloro-m-xylen	160	159.681	-	0.2	20	79	0
Decachlorobiphenyl #2	320	318.389	-	0.5	20	82	-.02
1016-1 #2	2500	2390.379	-	4.4	20	78	0
1016-2 #2	2500	2315.539	-	7.4	20	78	0
1016-3 #2	2500	2739.135	-	-9.6	20	87	0
1016-4 #2	2500	2497.171	-	0.1	20	81	0
1016-5 #2	2500	2276.427	-	8.9	20	72	0
1260-1 #2	2500	2626.834	-	-5.1	20	84	0
1260-2 #2	2500	2609.071	-	-4.4	20	83	0
1260-3 #2	2500	2242.858	-	10.3	20	71	0
1260-4 #2	2500	2241.467	-	10.3	20	74	0
1260-5 #2	2500	2363.991	-	5.4	20	75	0

* Value outside of QC limits.

Calibration Verification Summary
Form 7
PCBs

Client	: Barton & Loguidice, P.C	Lab Number	: L1923971
Project Name	: AMPHENOL SUB SLAB SOILS	Project Number	: 1153.010.001
Instrument ID	: PEST12	Calibration Date	: 06/09/19 22:10
Lab File ID	: 12190610a-02	Init. Calib. Date(s)	: 04/09/19 04/09/19
Sample No	: WG1246345-1	Init. Calib. Times	: 04:25 10:39
Channel	: A		

Compound	Amount	Calc.	Min RRF	%D	Max %D	Area%	Dev(min)
1660_1br2nb	250	250	-	0	20	98	0
2,4,5,6-Tetrachloro-m-xylen	160	168.433	-	-5.3	20	104	-.01
Decachlorobiphenyl	320	355.168	-	-11	20	112	-.02
1016-1	2500	2544.52	-	-1.8	20	102	0
1016-2	2500	2619.4	-	-4.8	20	108	-.01
1016-3	2500	2440.465	-	2.4	20	101	-.01
1016-4	2500	2519.646	-	-0.8	20	103	-.01
1016-5	2500	2603.093	-	-4.1	20	105	-.01
1260-1	2500	2704.627	-	-8.2	20	105	-.02
1260-2	2500	2498.52	-	0.1	20	101	-.01
1260-3	2500	2663.564	-	-6.5	20	101	-.02
1260-4	2500	2666.779	-	-6.7	20	100	-.02
1260-5	2500	2551.993	-	-2.1	20	103	-.01

* Value outside of QC limits.

Calibration Verification Summary
Form 7
PCBs

Client	: Barton & Loguidice, P.C	Lab Number	: L1923971
Project Name	: AMPHENOL SUB SLAB SOILS	Project Number	: 1153.010.001
Instrument ID	: PEST12	Calibration Date	: 06/09/19 22:10
Lab File ID	: 12190610a-02	Init. Calib. Date(s)	: 04/09/19 04/09/19
Sample No	: WG1246345-1	Init. Calib. Times	: 04:25 10:39
Channel	: B		

Compound	Amount	Calc.	Min RRF	%D	Max %D	Area%	Dev(min)
1660_1br2nb #2	250	250	-	0	20	85	0
2,4,5,6-Tetrachloro-m-xylen	160	156.646	-	2.1	20	87	0
Decachlorobiphenyl #2	320	308.932	-	3.5	20	87	-.03
1016-1 #2	2500	2286.981	-	8.5	20	82	0
1016-2 #2	2500	2294.319	-	8.2	20	81	0
1016-3 #2	2500	2339.808	-	6.4	20	84	-.01
1016-4 #2	2500	2276.408	-	8.9	20	83	-.01
1016-5 #2	2500	2318.237	-	7.3	20	82	-.01
1260-1 #2	2500	2590.304	-	-3.6	20	90	-.01
1260-2 #2	2500	2506.102	-	-0.2	20	91	-.01
1260-3 #2	2500	2572.501	-	-2.9	20	93	-.01
1260-4 #2	2500	2643.513	-	-5.7	20	94	-.01
1260-5 #2	2500	2630.897	-	-5.2	20	94	-.01

* Value outside of QC limits.

Evaluate Continuing Calibration Report

Data Path : I:\Pest16\190608A\
Data File : 16190608a-02.d
Signal(s) : Signal #1: ECD1A.ch Signal #2: ECD2B.ch
Acq On : 8 Jun 2019 9:36 am
Operator : pest16:ht
Sample : wg1246157-1,42e,,+1016/1260 pp9242 2nd (Sig #1); +1016/1260 pp9242 2nd (Sig #2)
Misc : wg1246157,ical15673
ALS Vial : 2 Sample Multiplier: 1

Integration File signal 1: events.e
Integration File signal 2: events2.e
Quant Time: Jun 09 22:01:28 2019
Quant Method : I:\Pest16\190608A\P16_pcb_04_09_19_ugL_ICAL15673.m
Quant Title : pcb
QLast Update : Wed Jun 05 09:03:25 2019
Response via : Initial Calibration
Integrator: ChemStation

Volume Inj. :
Signal #1 Phase : Signal #2 Phase:
Signal #1 Info : Signal #2 Info :

Min. RRF : 0.000 Min. Rel. Area : 50% Max. R.T. Dev 0.50min
Max. RRF Dev : 20% Max. Rel. Area : 150%

		Compound	Amount	Calc.	%Dev	Area%	Dev(Min)
1	i	1660_1br2nb	250.000	250.000	0.0	91	0.00
2	s	2,4,5,6-Tetrachloro-m-xylen	160.000	161.781	-1.1	90	0.00
3	s	Decachlorobiphenyl	320.000	279.147	12.8	77	-0.01
4	l1	1016-1	2500.000	2303.372	7.9	88	0.00
5	l1	1016-2	2500.000	2310.107	7.6	88	0.00
6	l1	1016-3	2500.000	2419.743	3.2	88	0.00
7	l1	1016-4	2500.000	2227.524	10.9	84	0.00
8	l1	1016-5	2500.000	2089.453	16.4	78	0.00
9	l2	1260-1	2500.000	2312.732	7.5	86	0.00
10	l2	1260-2	2500.000	2405.339	3.8	88	0.00
11	l2	1260-3	2500.000	1966.709	21.3#	71	0.00
12	l2	1260-4	2500.000	2078.339	16.9	72	0.00
13	l2	1260-5	2500.000	1940.469	22.4#	70	0.00
52	i	1660_1br2nb #2	250.000	250.000	0.0	81	0.00
53	s	2,4,5,6-Tetrachloro-m-xylen	160.000	159.681	0.2	79	0.00
54	s	Decachlorobiphenyl #2	320.000	318.389	0.5	82	-0.02
55	l1	1016-1 #2	2500.000	2390.379	4.4	78	0.00
56	l1	1016-2 #2	2500.000	2315.539	7.4	78	0.00
57	l1	1016-3 #2	2500.000	2739.135	-9.6	87	0.00
58	l1	1016-4 #2	2500.000	2497.171	0.1	81	0.00
59	l1	1016-5 #2	2500.000	2276.427	8.9	72	0.00
60	l2	1260-1 #2	2500.000	2626.834	-5.1	84	0.00
61	l2	1260-2 #2	2500.000	2609.071	-4.4	83	0.00
62	l2	1260-3 #2	2500.000	2242.858	10.3	71	0.00
63	l2	1260-4 #2	2500.000	2241.467	10.3	74	0.00
64	l2	1260-5 #2	2500.000	2363.991	5.4	75	0.00

Evaluate Continuing Calibration Report - Not Founds

Evaluate Continuing Calibration Report

Data Path : I:\Pest16\190608A\
Data File : 16190608a-02.d
Signal(s) : Signal #1: ECD1A.ch Signal #2: ECD2B.ch
Acq On : 8 Jun 2019 9:36 am
Operator : pest16:ht
Sample : wg1246157-1,42e,,+1016/1260 pp9242 2nd (Sig #1); +1016/1260 pp9242 2nd (Sig #2)
Misc : wg1246157,ical15673
ALS Vial : 2 Sample Multiplier: 1

Integration File signal 1: events.e
Integration File signal 2: events2.e
Quant Time: Jun 09 22:01:28 2019
Quant Method : I:\Pest16\190608A\P16_pcb_04_09_19_ugL_ICAL15673.m
Quant Title : pcb
QLast Update : Wed Jun 05 09:03:25 2019
Response via : Initial Calibration
Integrator: ChemStation

Volume Inj. :
Signal #1 Phase : Signal #2 Phase:
Signal #1 Info : Signal #2 Info :

Min. RRF : 0.000 Min. Rel. Area : 50% Max. R.T. Dev 0.50min
Max. RRF Dev : 20% Max. Rel. Area : 150%

Compound	Amount	Calc.	%Dev	Area%	Dev(Min)

(#) = Out of Range SPCC's out = 0 CCC's out = 0

Quantitation Report (QT Reviewed)

Data Path : I:\Pest16\190608A\
Data File : 16190608a-02.d
Signal(s) : Signal #1: ECD1A.ch Signal #2: ECD2B.ch
Acq On : 8 Jun 2019 9:36 am
Operator : pest16:ht
Sample : wg1246157-1,42e,,+1016/1260 pp9242 2nd (Sig #1); +1016/1260 pp9242 2nd (Sig #2)
Misc : wg1246157,ical15673
ALS Vial : 2 Sample Multiplier: 1

Integration File signal 1: events.e
Integration File signal 2: events2.e
Quant Time: Jun 09 22:01:28 2019
Quant Method : I:\Pest16\190608A\P16_pcb_04_09_19_ugL_ICAL15673.m
Quant Title : pcb
QLast Update : Wed Jun 05 09:03:25 2019
Response via : Initial Calibration
Integrator: ChemStation

Volume Inj. :
Signal #1 Phase : Signal #2 Phase:
Signal #1 Info : Signal #2 Info :

Sub List : 1660 - 1660

Compound	RT#1	RT#2	Resp#1	Resp#2	ug/l	ug/l
Internal Standards						
1) i 1660_1br2nb	2.226	2.221	710.7E6	1097.6E6	250.000	250.000M4
System Monitoring Compounds						
2) s 2,4,5,6-Tetr	2.730	2.842	510.1E6	771.2E6	161.781	159.681
Spiked Amount 500.000 Range 30 - 150 Recovery =					32.36%	31.94%
3) s Decachlorobi	6.791	7.183	583.3E6	929.3E6	279.147	318.389M4
Spiked Amount 500.000 Range 30 - 150 Recovery =					55.83%	63.68%
Target Compounds						
4) l1 1016-1	2.976	3.192	120.5E6	184.6E6	2303.372	2390.379
5) l1 1016-2	3.234	3.506	261.2E6	424.1E6	2310.107	2315.539
6) l1 1016-3	3.598	3.891	335.3E6	556.3E6	2419.743	2739.135
7) l1 1016-4	3.704	3.998	219.2E6	320.1E6	2227.524	2497.171M3
8) l1 1016-5	4.032	4.373	161.2E6	247.7E6	2089.453	2276.427M4
Sum 1016-1			1097.4E6	1732.9E6	11350.199	12218.651
Average 1016-1					2270.040	2443.730
9) l2 1260-1	4.980	5.336	331.7E6	562.5E6	2312.732	2626.834
10) l2 1260-2	5.185	5.485	517.6E6	633.6E6	2405.339	2609.071
11) l2 1260-3	5.648	6.005	268.7E6	429.3E6	1966.709	2242.858
12) l2 1260-4	5.862	6.174	630.8E6	909.1E6	2078.339M4	2241.467
13) l2 1260-5	6.062	6.420	405.9E6	562.8E6	1940.469	2363.991
Sum 1260-1			2154.6E6	3097.2E6	10703.588	12084.221
Average 1260-1					2140.718	2416.844
Sum 1221-2			0	0	N.D.	N.D.
Average 1221-2					0.000	0.000
Sum 1254-1			0	0	N.D.	N.D.
Average 1254-1					0.000	0.000

Quantitation Report (QT Reviewed)

Data Path : I:\Pest16\190608A\
Data File : 16190608a-02.d
Signal(s) : Signal #1: ECD1A.ch Signal #2: ECD2B.ch
Acq On : 8 Jun 2019 9:36 am
Operator : pest16:ht
Sample : wg1246157-1,42e,,+1016/1260 pp9242 2nd (Sig #1); +1016/1260 pp9242 2nd (Sig #2)
Misc : wg1246157,ical15673
ALS Vial : 2 Sample Multiplier: 1

Integration File signal 1: events.e
Integration File signal 2: events2.e
Quant Time: Jun 09 22:01:28 2019
Quant Method : I:\Pest16\190608A\P16_pcb_04_09_19_ugL_ICAL15673.m
Quant Title : pcb
QLast Update : Wed Jun 05 09:03:25 2019
Response via : Initial Calibration
Integrator: ChemStation

Volume Inj. :
Signal #1 Phase : Signal #2 Phase:
Signal #1 Info : Signal #2 Info :

Sub List : 1660 - 1660

Compound	RT#1	RT#2	Resp#1	Resp#2	ug/l	ug/l
Sum 1242-1			0	0	N.D.	N.D.
Average 1242-1					0.000	0.000
Sum 1268-1			0	0	N.D.	N.D.
Average 1268-1					0.000	0.000
Sum 1248-1			0	0	N.D.	N.D.
Average 1248-1					0.000	0.000
Sum 1232-1			0	0	N.D.	N.D.
Average 1232-1					0.000	0.000
Sum 1262-1			0	0	N.D.	N.D.
Average 1262-1					0.000	0.000
SemiQuant Compounds - Not Calibrated on this Instrument						
Sum 1262-1			0	0	N.D.	N.D.
Average 1262-1					0.000	0.000

(f)=RT Delta > 1/2 Window (D)=Amounts differ by > 40% (m)=manual int.
(#)=Recovery Exceeds Compound Acceptance Limits.
(I,C,F) I=Interference, C=Coelluting Calibration Peak, F=Fails CC Criteria.

Sub List : 1660 - 1660ation Report (QT Reviewed)

Data Path : I:\Pest16\190608A\
Data File : 16190608a-02.d
Signal(s) : Signal #1: ECD1A.ch Signal #2: ECD2B.ch
Acq On : 8 Jun 2019 9:36 am
Operator : pest16:ht
Sample : wg1246157-1,42e,,+1016/1260 pp9242 2nd (Sig #1); +1016/1260 pp9242
Misc : wg1246157,ical15673
ALS Vial : 2 Sample Multiplier: 1

Integration File signal 1: events.e
Integration File signal 2: events2.e
Quant Time: Jun 09 22:01:28 2019
Quant Method : I:\Pest16\190608A\P16_pcb_04_09_19_ugL_ICAL15673.m
Quant Title : pcb
QLast Update : Wed Jun 05 09:03:25 2019
Response via : Initial Calibration
Integrator: ChemStation

Volume Inj. :
Signal #1 Phase : Signal #2 Phase:
Signal #1 Info : Signal #2 Info :

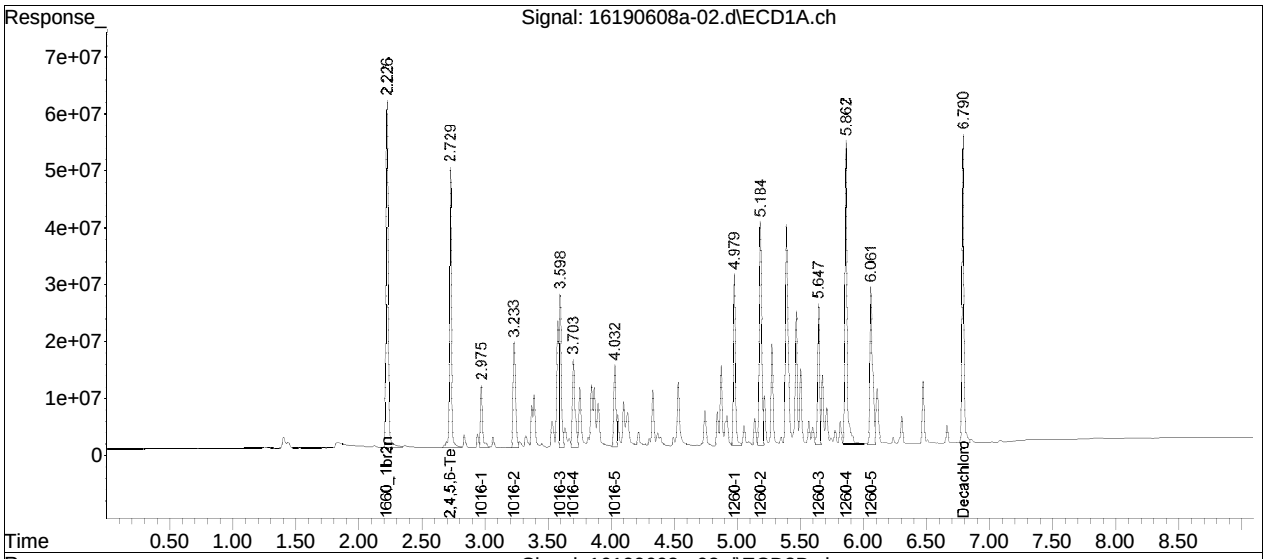

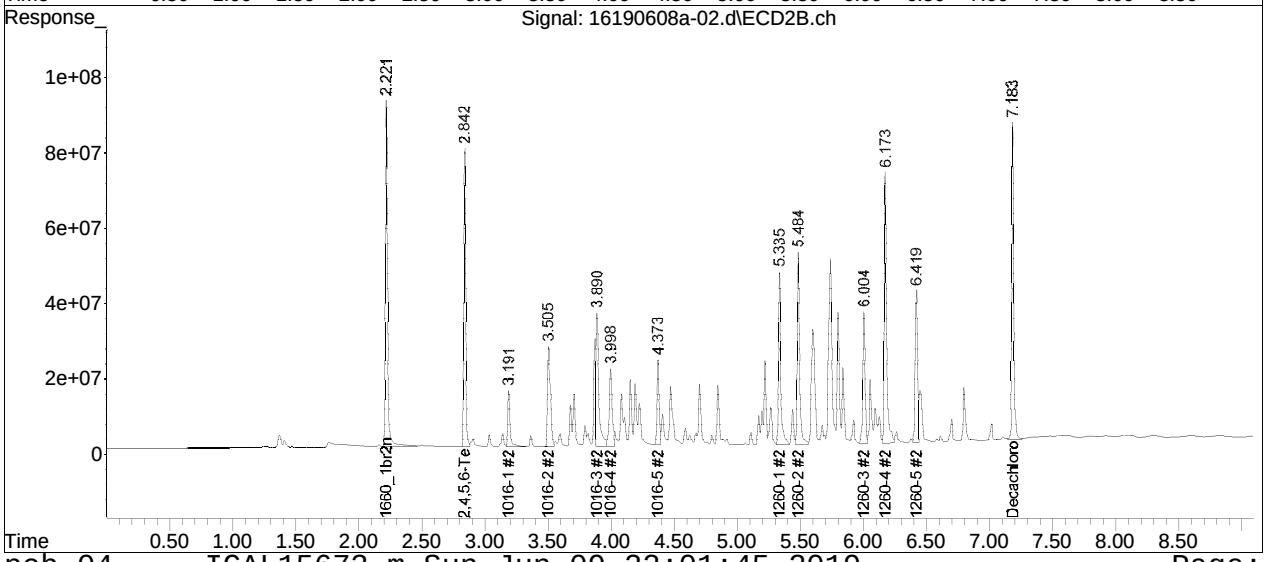

Manual Integration Report

Data Path : I:\Pest16\190608A\ QMethod : P16_pcb_04_09_19_ugL_ICA
Data File : 16190608a-02.d Operator : pest16:ht
Date Inj'd : 6/8/2019 9:36 am Instrument : PEST16
Sample : wg1246157-1,42e,,+1016/126 Quant Date : 6/8/2019 11:16 am

Compound #52: 1660_1br2nb #2

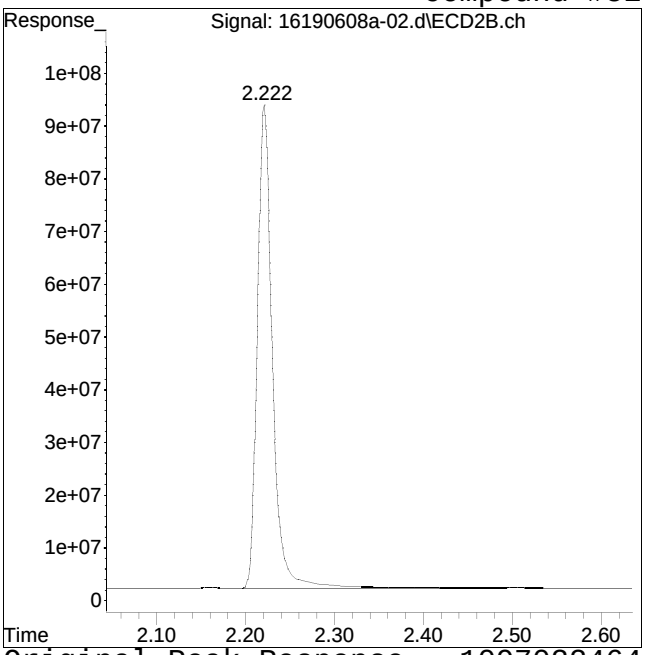

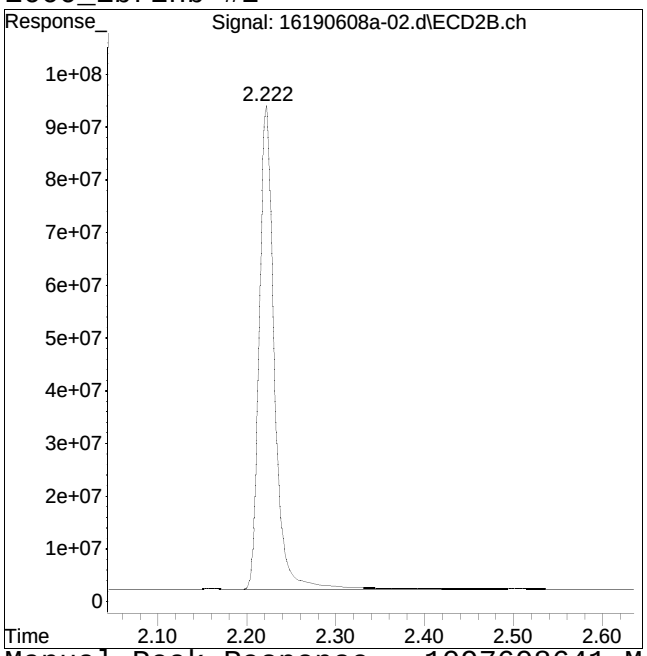

Original Peak Response = 1097022464 Manual Peak Response = 1097608641 M4
M4 = Poor automated baseline construction.

Manual Integration Report

Data Path : I:\Pest16\190608A\ QMethod : P16_pcb_04_09_19_ugL_ICA
Data File : 16190608a-02.d Operator : pest16:ht
Date Inj'd : 6/8/2019 9:36 am Instrument : PEST16
Sample : wg1246157-1,42e,,+1016/126 Quant Date : 6/8/2019 11:16 am

Compound #54: Decachlorobiphenyl #2

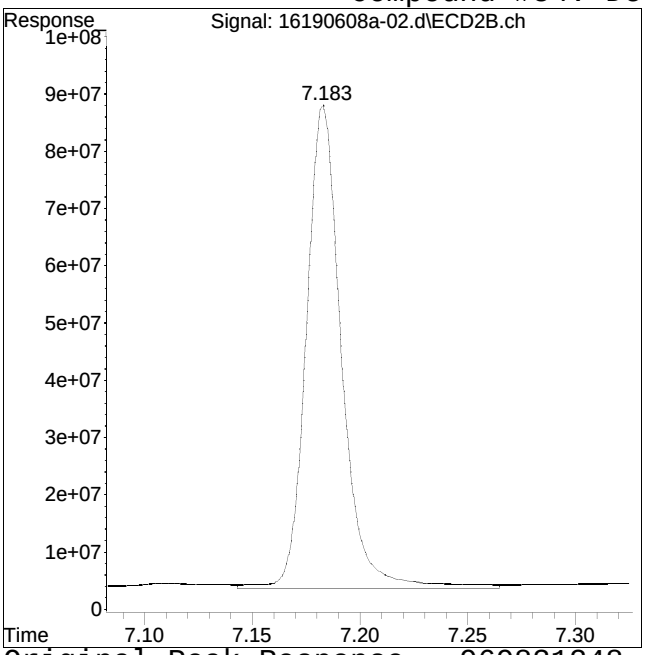

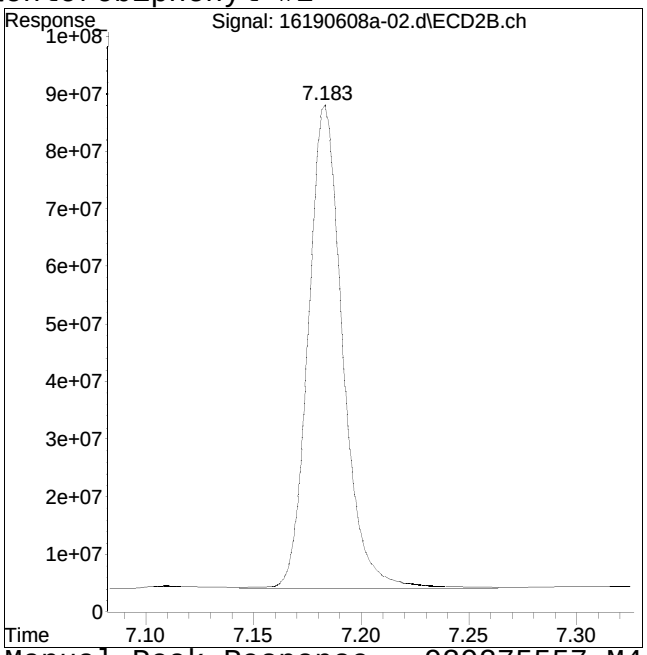

Original Peak Response = 969831248 Manual Peak Response = 929275557 M4
M4 = Poor automated baseline construction.

Manual Integration Report

Data Path : I:\Pest16\190608A\ QMethod : P16_pcb_04_09_19_ugL_ICA
Data File : 16190608a-02.d Operator : pest16:ht
Date Inj'd : 6/8/2019 9:36 am Instrument : PEST16
Sample : wg1246157-1,42e,,+1016/126 Quant Date : 6/8/2019 11:16 am

Compound #58: 1016-4 #2

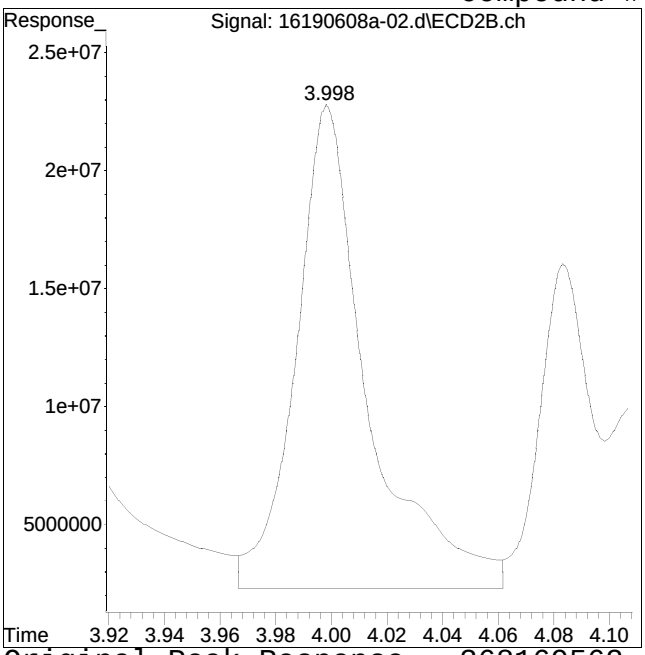

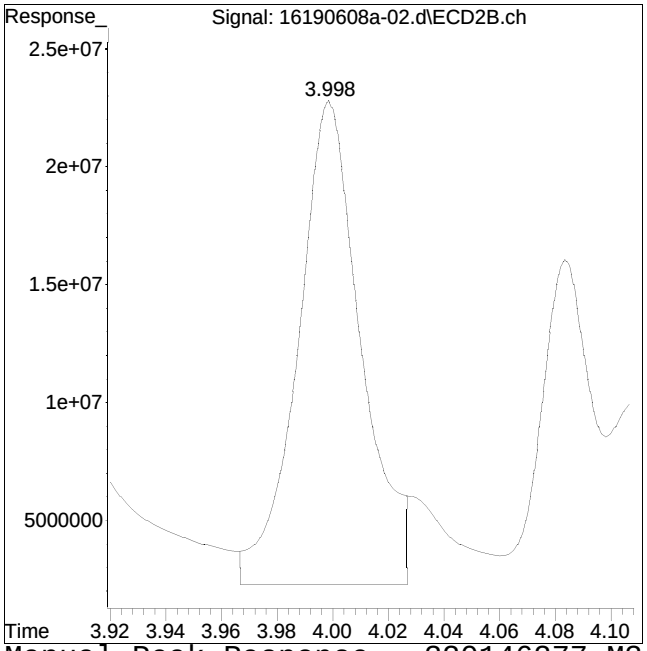

Original Peak Response = 368169562 Manual Peak Response = 320146277 M3
M3 = Misidentification of the peak (i.e. 1,4-dichlorobenzene identified as 1,3-dichlorobenzene), or misidentification from 2 partially resolved peaks not being split.

Manual Integration Report

Data Path : I:\Pest16\190608A\ QMethod : P16_pcb_04_09_19_ugL_ICA
Data File : 16190608a-02.d Operator : pest16:ht
Date Inj'd : 6/8/2019 9:36 am Instrument : PEST16
Sample : wg1246157-1,42e,,+1016/126 Quant Date : 6/8/2019 11:16 am

Compound #59: 1016-5 #2

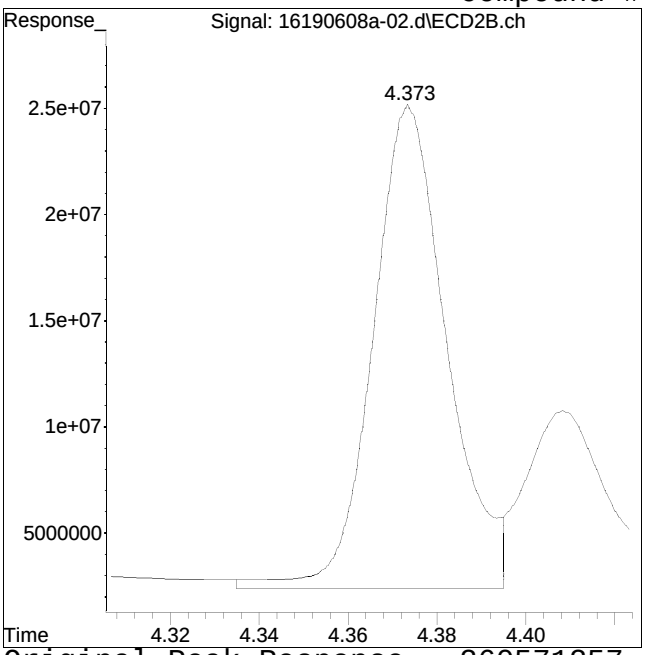

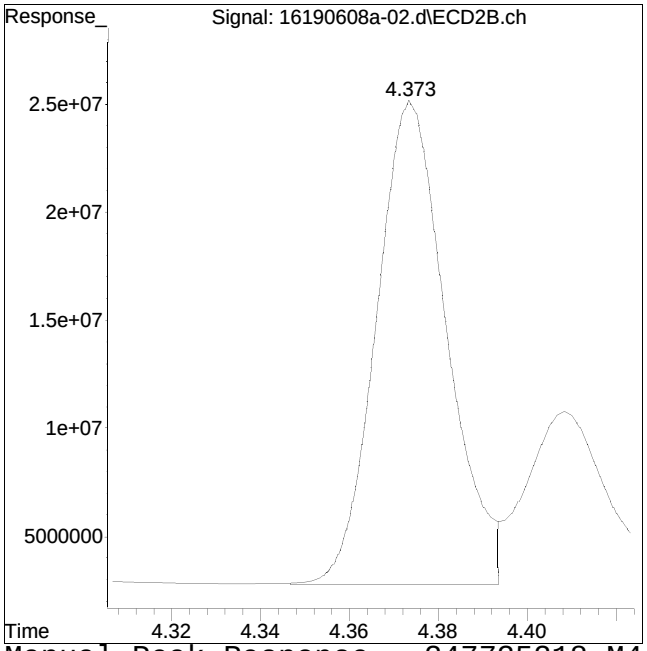

Original Peak Response = 260571257 Manual Peak Response = 247735218 M4
M4 = Poor automated baseline construction.

Manual Integration Report

Data Path : I:\Pest16\190608A\ QMethod : P16_pcb_04_09_19_ugL_ICA
Data File : 16190608a-02.d Operator : pest16:ht
Date Inj'd : 6/8/2019 9:36 am Instrument : PEST16
Sample : wg1246157-1,42e,,+1016/126 Quant Date : 6/8/2019 11:16 am

Compound #12: 1260-4

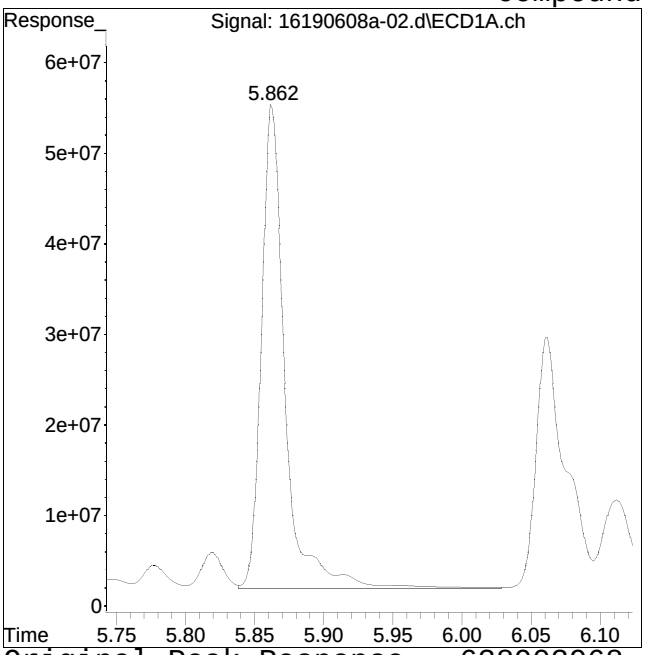

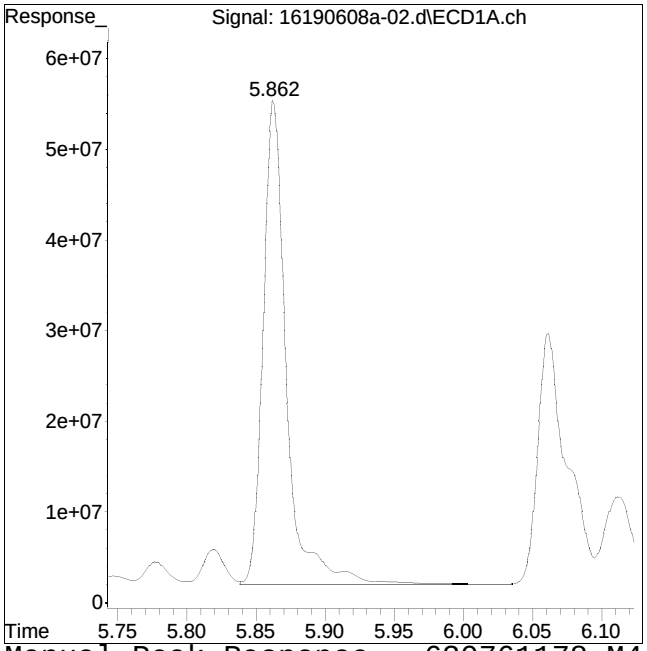

Original Peak Response = 638903968 Manual Peak Response = 630761178 M4
M4 = Poor automated baseline construction.

Evaluate Continuing Calibration Report

Data Path : I:\Pest12\190610a\
Data File : 12190610a-02.d
Signal(s) : Signal #1: ECD1A.ch Signal #2: ECD2B.ch
Acq On : 9 Jun 2019 10:10 pm
Operator : Pest12:ht
Sample : WG1246345-1,42e,,+1016/1260 pp9263 (Sig #1); +1016/1260 pp9263 (Si
g #2)
Misc : WG1246345,ical15675
ALS Vial : 2 Sample Multiplier: 1

Integration File signal 1: events1.e
Integration File signal 2: events2.e
Quant Time: Jun 09 22:32:37 2019
Quant Method : I:\Pest12\190610a\P12_pcb_04-09-19_ICAL15675_ugL_.m
Quant Title : pcb
QLast Update : Tue Jun 04 10:00:24 2019
Response via : Initial Calibration
Integrator: ChemStation

Volume Inj. :
Signal #1 Phase : Signal #2 Phase:
Signal #1 Info : Signal #2 Info :

Min. RRF : 0.000 Min. Rel. Area : 50% Max. R.T. Dev 0.50min
Max. RRF Dev : 20% Max. Rel. Area : 150%

		Compound	Amount	Calc.	%Dev	Area%	Dev(Min)
1	i	1660_1br2nb	250.000	250.000	0.0	98	0.00
2	s	2,4,5,6-Tetrachloro-m-xylen	160.000	168.433	-5.3	104	-0.01
3	s	Decachlorobiphenyl	320.000	355.168	-11.0	112	-0.02
4	l1	1016-1	2500.000	2544.520	-1.8	102	0.00
5	l1	1016-2	2500.000	2619.400	-4.8	108	-0.01
6	l1	1016-3	2500.000	2440.465	2.4	101	-0.01
7	l1	1016-4	2500.000	2519.646	-0.8	103	-0.01
8	l1	1016-5	2500.000	2603.093	-4.1	105	-0.01
9	l2	1260-1	2500.000	2704.627	-8.2	105	-0.02
10	l2	1260-2	2500.000	2498.520	0.1	101	-0.01
11	l2	1260-3	2500.000	2663.564	-6.5	101	-0.02
12	l2	1260-4	2500.000	2666.779	-6.7	100	-0.02
13	l2	1260-5	2500.000	2551.993	-2.1	103	-0.01
52	i	1660_1br2nb #2	250.000	250.000	0.0	85	0.00
53	s	2,4,5,6-Tetrachloro-m-xylen	160.000	156.646	2.1	87	0.00
54	s	Decachlorobiphenyl #2	320.000	308.932	3.5	87	-0.03
55	l1	1016-1 #2	2500.000	2286.981	8.5	82	0.00
56	l1	1016-2 #2	2500.000	2294.319	8.2	81	0.00
57	l1	1016-3 #2	2500.000	2339.808	6.4	84	-0.01
58	l1	1016-4 #2	2500.000	2276.408	8.9	83	-0.01
59	l1	1016-5 #2	2500.000	2318.237	7.3	82	-0.01
60	l2	1260-1 #2	2500.000	2590.304	-3.6	90	-0.01
61	l2	1260-2 #2	2500.000	2506.102	-0.2	91	-0.01
62	l2	1260-3 #2	2500.000	2572.501	-2.9	93	-0.01
63	l2	1260-4 #2	2500.000	2643.513	-5.7	94	-0.01
64	l2	1260-5 #2	2500.000	2630.897	-5.2	94	-0.01

Evaluate Continuing Calibration Report - Not Founds

Evaluate Continuing Calibration Report

```
  Data Path : I:\Pest12\190610a\
  Data File : 12190610a-02.d
  Signal(s) : Signal #1: ECD1A.ch  Signal #2: ECD2B.ch
  Acq On    :  9 Jun 2019  10:10 pm
  Operator  : Pest12:ht
  Sample    : WG1246345-1,42e,,+1016/1260 pp9263 (Sig #1); +1016/1260 pp9263 (Si
g #2)
  Misc      : WG1246345,ical15675
  ALS Vial  : 2   Sample Multiplier: 1

  Integration File signal 1: events1.e
  Integration File signal 2: events2.e
  Quant Time: Jun 09 22:32:37 2019
  Quant Method : I:\Pest12\190610a\P12_pcb_04-09-19_ICAL15675_ugL_.m
  Quant Title  : pcb
  QLast Update : Tue Jun 04 10:00:24 2019
  Response via : Initial Calibration
  Integrator: ChemStation

  Volume Inj.     :
  Signal #1 Phase :                    Signal #2 Phase:
  Signal #1 Info  :                    Signal #2 Info :


  Min. RRF     :   0.000  Min. Rel. Area :  50%  Max. R.T. Dev  0.50min
  Max. RRF Dev :  20%     Max. Rel. Area : 150%

        Compound                       Amount  Calc.      %Dev  Area% Dev(Min)
  ---------------------------------------------------------------------------
 ----------------------------------------------------------------------------

    (#) = Out of Range               SPCC's out = 0  CCC's out = 0
```

Quantitation Report (QT Reviewed)

Data Path : I:\Pest12\190610a\
Data File : 12190610a-02.d
Signal(s) : Signal #1: ECD1A.ch Signal #2: ECD2B.ch
Acq On : 9 Jun 2019 10:10 pm
Operator : Pest12:ht
Sample : WG1246345-1,42e,,+1016/1260 pp9263 (Sig #1); +1016/1260 pp9263 (Si
g #2)
Misc : WG1246345,ical15675
ALS Vial : 2 Sample Multiplier: 1

Integration File signal 1: events1.e
Integration File signal 2: events2.e
Quant Time: Jun 09 22:32:37 2019
Quant Method : I:\Pest12\190610a\P12_pcb_04-09-19_ICAL15675_ugL_.m
Quant Title : pcb
QLast Update : Tue Jun 04 10:00:24 2019
Response via : Initial Calibration
Integrator: ChemStation

Volume Inj. :
Signal #1 Phase : Signal #2 Phase:
Signal #1 Info : Signal #2 Info :

Sub List : 1660 - 1660

Compound	RT#1	RT#2	Resp#1	Resp#2	ug/l	ug/l
Internal Standards						
1) i 1660_1br2nb	1.932	2.131	818.9E6	1056.4E6	250.000	250.000
System Monitoring Compounds						
2) s 2,4,5,6-Tetr	2.383	2.741	568.3E6	797.0E6	168.433	156.646
Spiked Amount 500.000 Range 30 - 150 Recovery =					33.69%	31.33%
3) s Decachlorobi	6.344	7.122	706.0E6	607.5E6	355.168	308.932
Spiked Amount 500.000 Range 30 - 150 Recovery =					71.03%	61.79%
Target Compounds						
4) l1 1016-1	2.604	3.096	161.1E6	213.7E6	2544.520	2286.981
5) l1 1016-2	2.832	3.409	345.6E6	463.9E6	2619.400	2294.319
6) l1 1016-3	3.152	3.791	629.5E6	946.2E6	2440.465	2339.808M4
7) l1 1016-4	3.246	3.905	286.6E6	360.3E6	2519.646	2276.408
8) l1 1016-5	3.546	4.290	321.0E6	292.4E6	2603.093	2318.237
Sum 1016-1			1743.8E6	2276.4E6	12727.124	11515.753
Average 1016-1					2545.425	2303.151
9) l2 1260-1	4.499f	5.265	422.5E6	509.6E6	2704.627M4	2590.304M4
10) l2 1260-2	4.710	5.412	561.5E6	580.3E6	2498.520M4	2506.102M4
11) l2 1260-3	5.182f	5.940	370.7E6	448.6E6	2663.564M4	2572.501M4
12) l2 1260-4	5.403f	6.105	880.3E6	897.0E6	2666.779M4	2643.513M4
13) l2 1260-5	5.605	6.356	526.6E6	596.2E6	2551.993M4	2630.897
Sum 1260-1			2761.6E6	3031.7E6	13085.484	12943.317
Average 1260-1					2617.097	2588.663
Sum 1221-1			0	0	N.D.	N.D.
Average 1221-1					0.000	0.000

Quantitation Report (QT Reviewed)

Data Path : I:\Pest12\190610a\
Data File : 12190610a-02.d
Signal(s) : Signal #1: ECD1A.ch Signal #2: ECD2B.ch
Acq On : 9 Jun 2019 10:10 pm
Operator : Pest12:ht
Sample : WG1246345-1,42e,,+1016/1260 pp9263 (Sig #1); +1016/1260 pp9263 (Si
g #2)
Misc : WG1246345,ical15675
ALS Vial : 2 Sample Multiplier: 1

Integration File signal 1: events1.e
Integration File signal 2: events2.e
Quant Time: Jun 09 22:32:37 2019
Quant Method : I:\Pest12\190610a\P12_pcb_04-09-19_ICAL15675_ugL_.m
Quant Title : pcb
QLast Update : Tue Jun 04 10:00:24 2019
Response via : Initial Calibration
Integrator: ChemStation

Volume Inj. :
Signal #1 Phase : Signal #2 Phase:
Signal #1 Info : Signal #2 Info :

Sub List : 1660 - 1660

Compound	RT#1	RT#2	Resp#1	Resp#2	ug/l	ug/l
Sum 1254-1			0	0	N.D.	N.D.
Average 1254-1					0.000	0.000
Sum 1242-1			0	0	N.D.	N.D.
Average 1242-1					0.000	0.000
Sum 1268-1			0	0	N.D.	N.D.
Average 1268-1					0.000	0.000
Sum 1248-1			0	0	N.D.	N.D.
Average 1248-1					0.000	0.000
Sum 1232-1			0	0	N.D.	N.D.
Average 1232-1					0.000	0.000
Sum 1262-1			0	0	N.D.	N.D.
Average 1262-1					0.000	0.000

SemiQuant Compounds - Not Calibrated on this Instrument

Sum 1262-1			0	0	N.D.	N.D.
Average 1262-1					0.000	0.000

(f)=RT Delta > 1/2 Window (D)=Amounts differ by > 40% (m)=manual int.
(#)=Recovery Exceeds Compound Acceptance Limits.
(I,C,F) I=Interference, C=Coelluting Calibration Peak, F=Fails CC Criteria.

Sub List : 1660 - 1660ation Report (QT Reviewed)

Data Path : I:\Pest12\190610a\
Data File : 12190610a-02.d
Signal(s) : Signal #1: ECD1A.ch Signal #2: ECD2B.ch
Acq On : 9 Jun 2019 10:10 pm
Operator : Pest12:ht
Sample : WG1246345-1,42e,,+1016/1260 pp9263 (Sig #1); +1016/1260 pp9263 (Si
Misc : WG1246345,ical15675
ALS Vial : 2 Sample Multiplier: 1

Integration File signal 1: events1.e
Integration File signal 2: events2.e
Quant Time: Jun 09 22:32:37 2019
Quant Method : I:\Pest12\190610a\P12_pcb_04-09-19_ICAL15675_ugL_.m
Quant Title : pcb
QLast Update : Tue Jun 04 10:00:24 2019
Response via : Initial Calibration
Integrator: ChemStation

Volume Inj. :
Signal #1 Phase : Signal #2 Phase:
Signal #1 Info : Signal #2 Info :

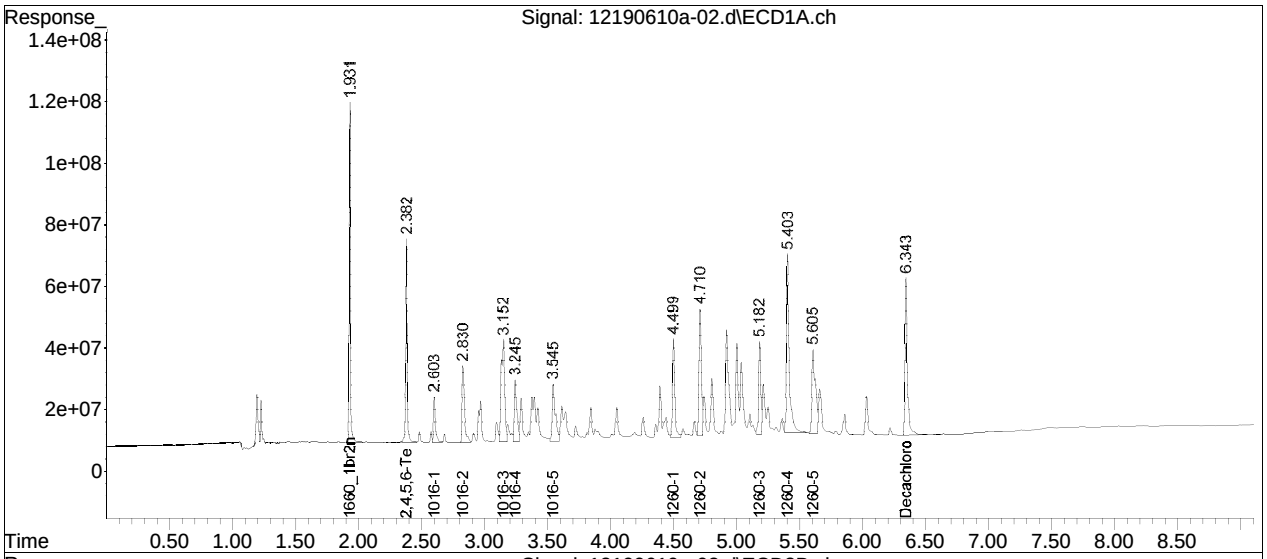

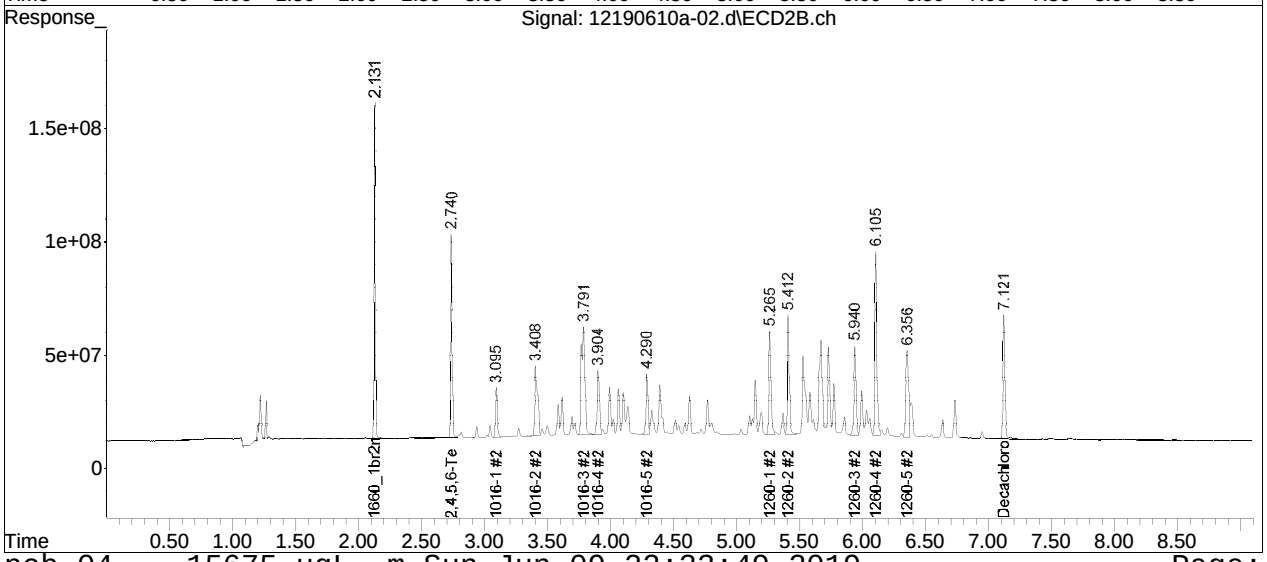

Manual Integration Report

Data Path : I:\Pest12\190610a\ QMethod : P12_pcb_04-09-19_ICAL156
Data File : 12190610a-02.d Operator : Pest12:ht
Date Inj'd : 6/9/2019 10:10 pm Instrument : Pest 12
Sample : WG1246345-1,42e,,+1016/126 Quant Date : 6/9/2019 10:31 pm

Compound #57: 1016-3 #2

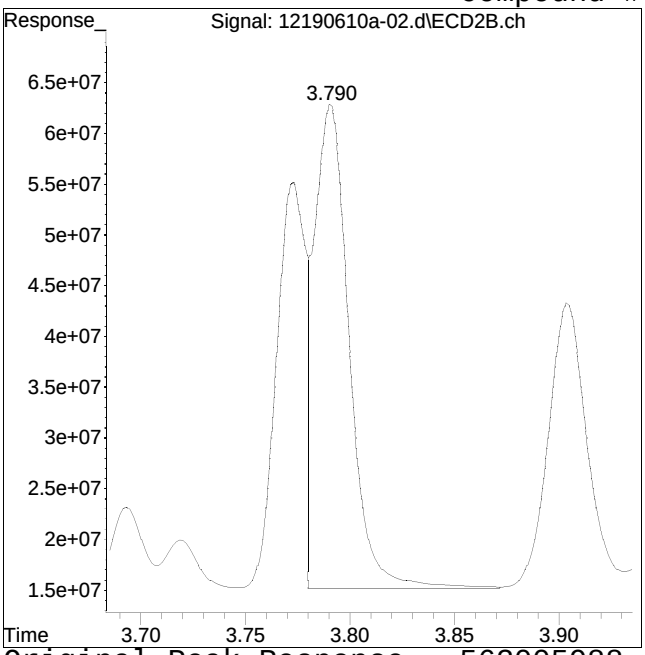

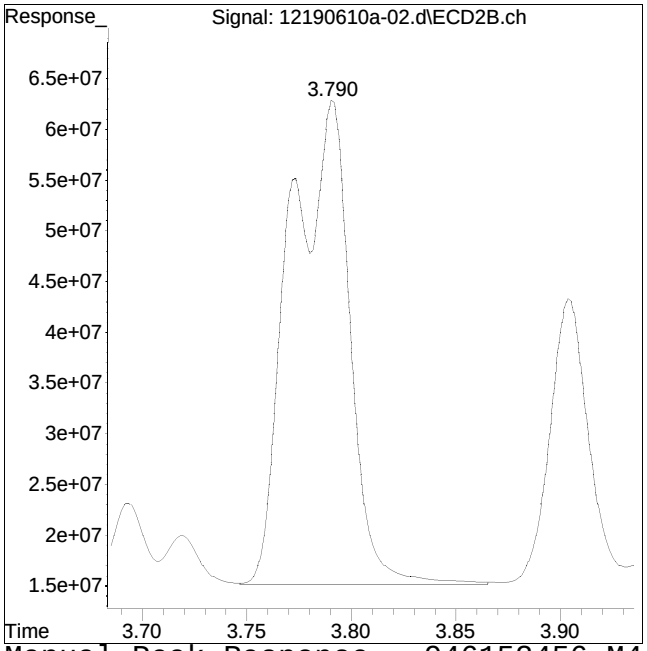

Original Peak Response = 563005988 Manual Peak Response = 946152456 M4
M4 = Poor automated baseline construction.

Manual Integration Report

Data Path : I:\Pest12\190610a\ QMethod : P12_pcb_04-09-19_ICAL156
Data File : 12190610a-02.d Operator : Pest12:ht
Date Inj'd : 6/9/2019 10:10 pm Instrument : Pest 12
Sample : WG1246345-1,42e,,+1016/126 Quant Date : 6/9/2019 10:31 pm

Compound #9: 1260-1

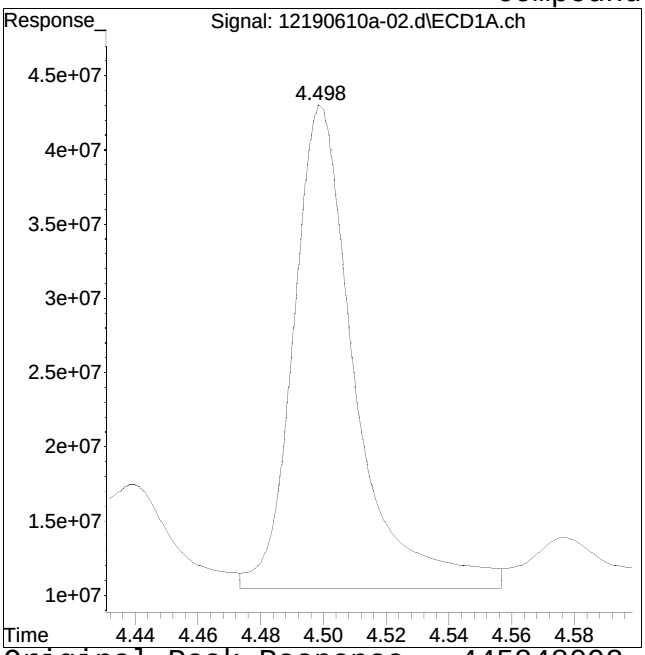

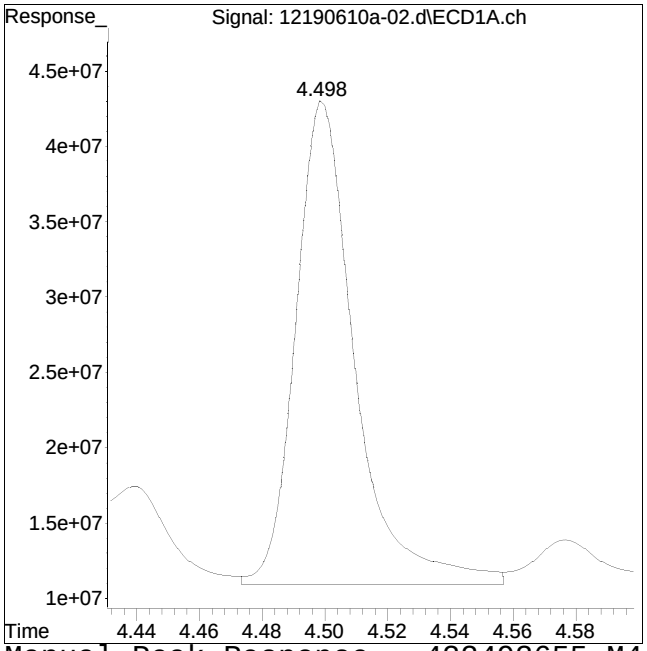

Original Peak Response = 445848092 Manual Peak Response = 422493655 M4
M4 = Poor automated baseline construction.

Manual Integration Report

Data Path : I:\Pest12\190610a\ QMethod : P12_pcb_04-09-19_ICAL156
Data File : 12190610a-02.d Operator : Pest12:ht
Date Inj'd : 6/9/2019 10:10 pm Instrument : Pest 12
Sample : WG1246345-1,42e,,+1016/126 Quant Date : 6/9/2019 10:31 pm

Compound #60: 1260-1 #2

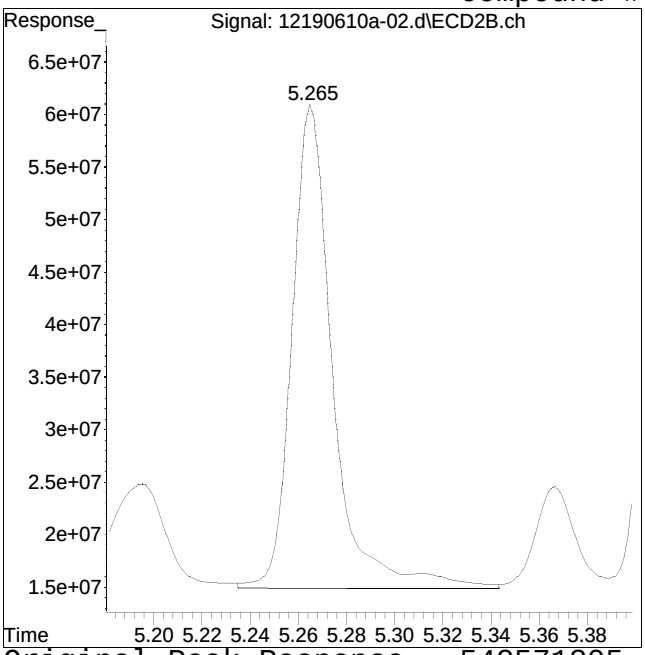

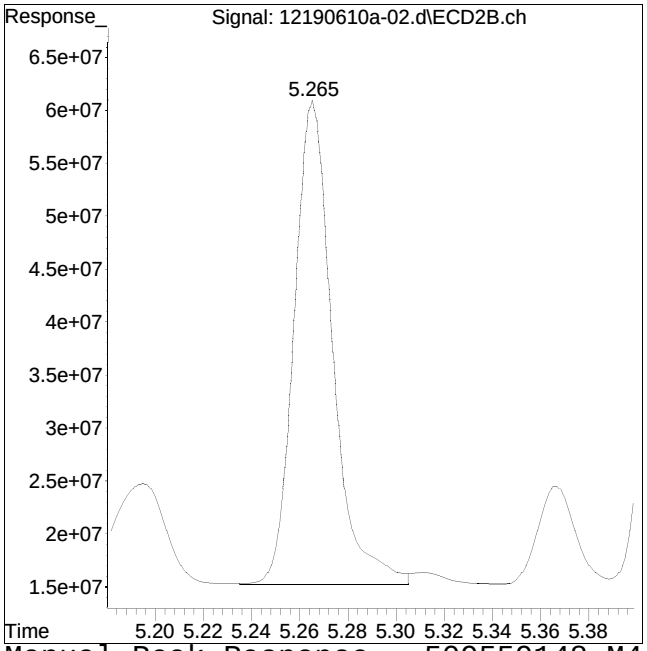

Original Peak Response = 542571305 Manual Peak Response = 509559148 M4
M4 = Poor automated baseline construction.

Manual Integration Report

Data Path : I:\Pest12\190610a\
Data File : 12190610a-02.d
Date Inj'd : 6/9/2019 10:10 pm
Sample : WG1246345-1,42e,,+1016/126

QMethod : P12_pcb_04-09-19_ICAL156
Operator : Pest12:ht
Instrument : Pest 12
Quant Date : 6/9/2019 10:31 pm

Compound #10: 1260-2

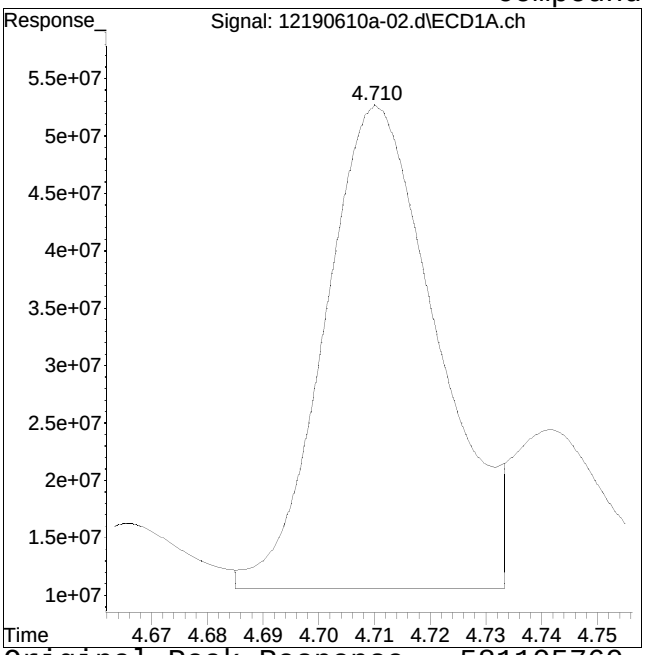

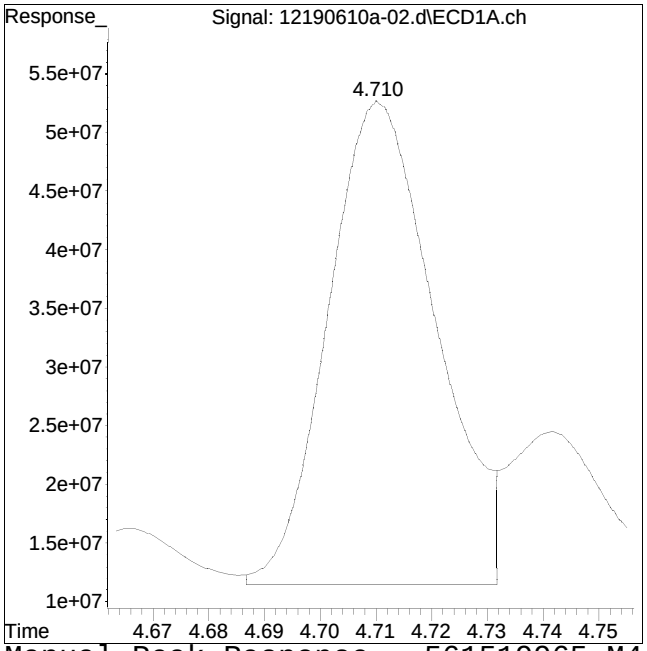

Original Peak Response = 581105760 Manual Peak Response = 561519965 M4
M4 = Poor automated baseline construction.

Manual Integration Report

Data Path : I:\Pest12\190610a\
Data File : 12190610a-02.d
Date Inj'd : 6/9/2019 10:10 pm
Sample : WG1246345-1,42e,,+1016/126

QMethod : P12_pcb_04-09-19_ICAL156
Operator : Pest12:ht
Instrument : Pest 12
Quant Date : 6/9/2019 10:31 pm

Compound #61: 1260-2 #2

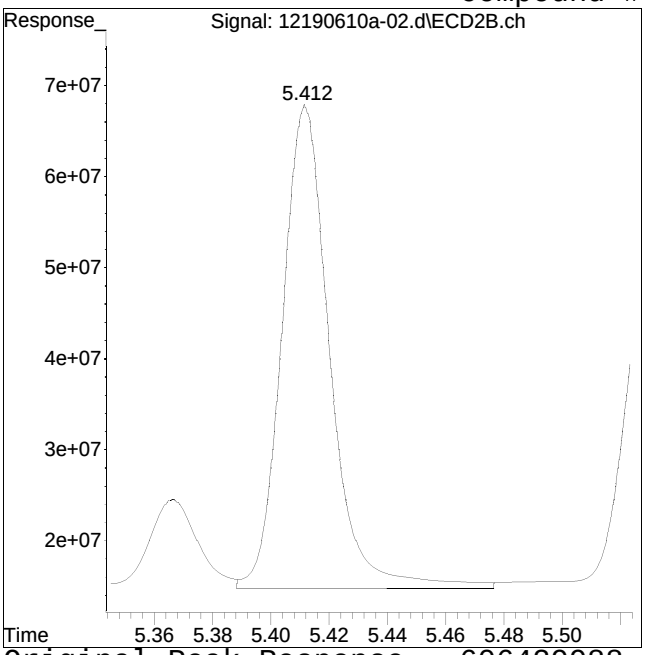

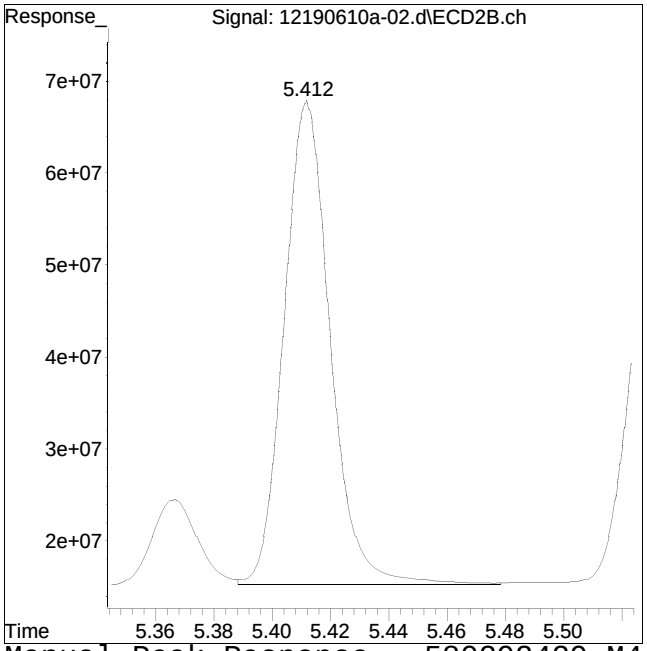

Original Peak Response = 606429988 Manual Peak Response = 580292429 M4
M4 = Poor automated baseline construction.

Manual Integration Report

Data Path : I:\Pest12\190610a\
Data File : 12190610a-02.d
Date Inj'd : 6/9/2019 10:10 pm
Sample : WG1246345-1,42e,,+1016/126

QMethod : P12_pcb_04-09-19_ICAL156
Operator : Pest12:ht
Instrument : Pest 12
Quant Date : 6/9/2019 10:31 pm

Compound #11: 1260-3

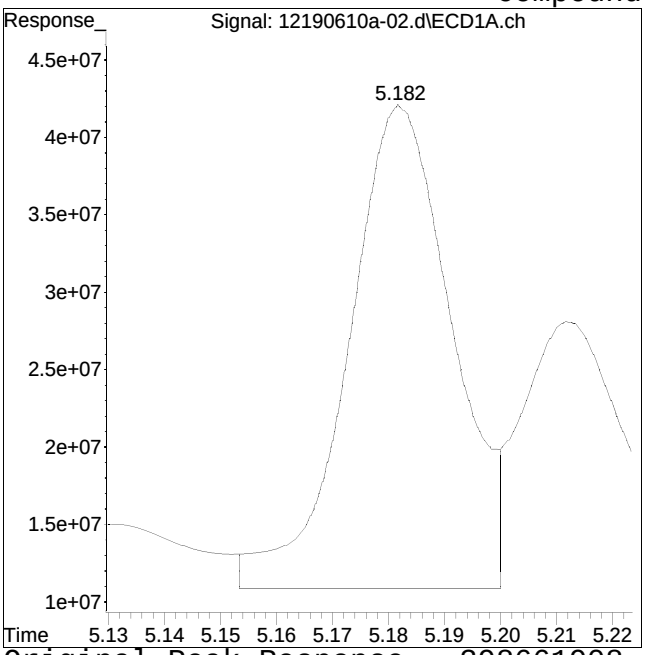

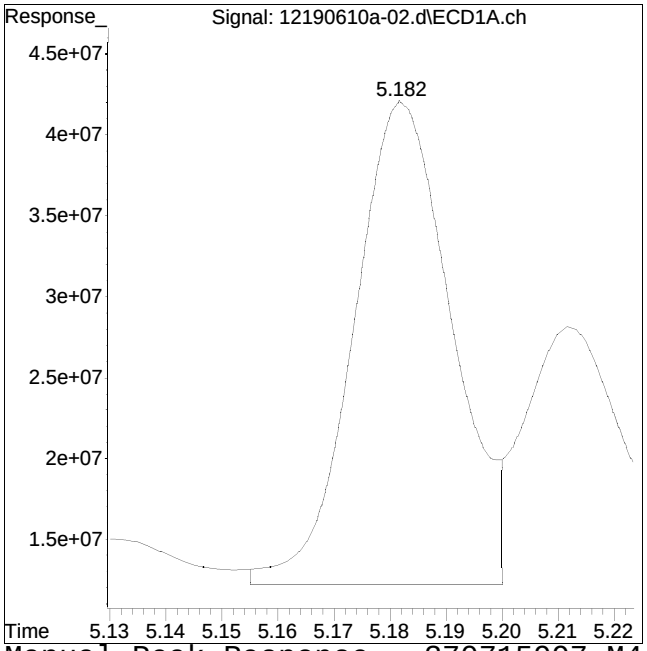

Original Peak Response = 398661908 Manual Peak Response = 370715997 M4
M4 = Poor automated baseline construction.

Manual Integration Report

Data Path : I:\Pest12\190610a\ QMethod : P12_pcb_04-09-19_ICAL156
Data File : 12190610a-02.d Operator : Pest12:ht
Date Inj'd : 6/9/2019 10:10 pm Instrument : Pest 12
Sample : WG1246345-1,42e,,+1016/126 Quant Date : 6/9/2019 10:31 pm

Compound #62: 1260-3 #2

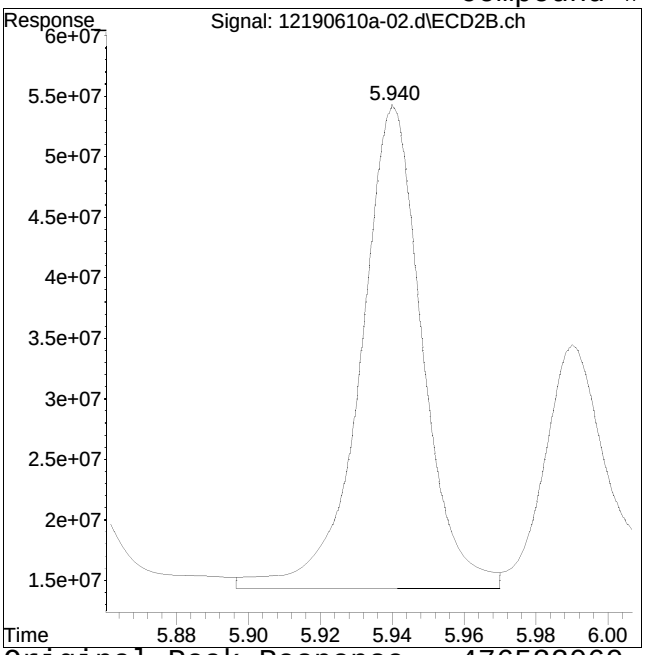

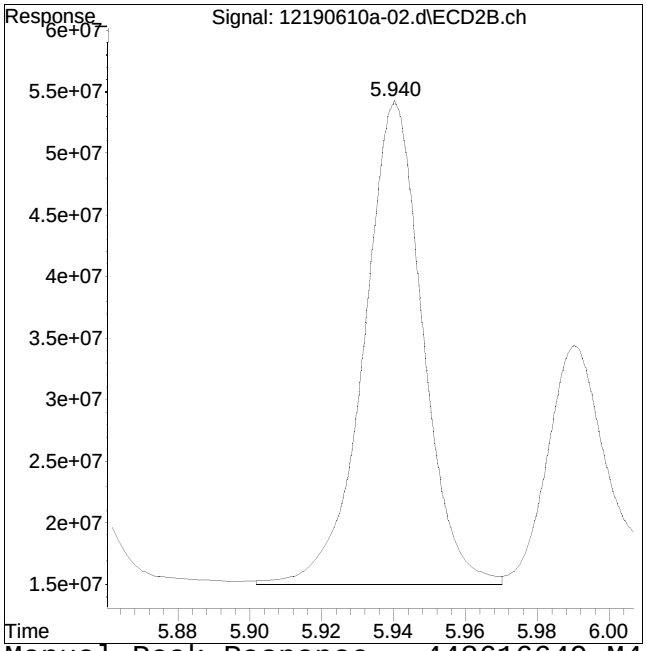

Original Peak Response = 476522060 Manual Peak Response = 448616649 M4
M4 = Poor automated baseline construction.

Manual Integration Report

Data Path : I:\Pest12\190610a\ QMethod : P12_pcb_04-09-19_ICAL156
Data File : 12190610a-02.d Operator : Pest12:ht
Date Inj'd : 6/9/2019 10:10 pm Instrument : Pest 12
Sample : WG1246345-1,42e,,+1016/126 Quant Date : 6/9/2019 10:31 pm

Compound #12: 1260-4

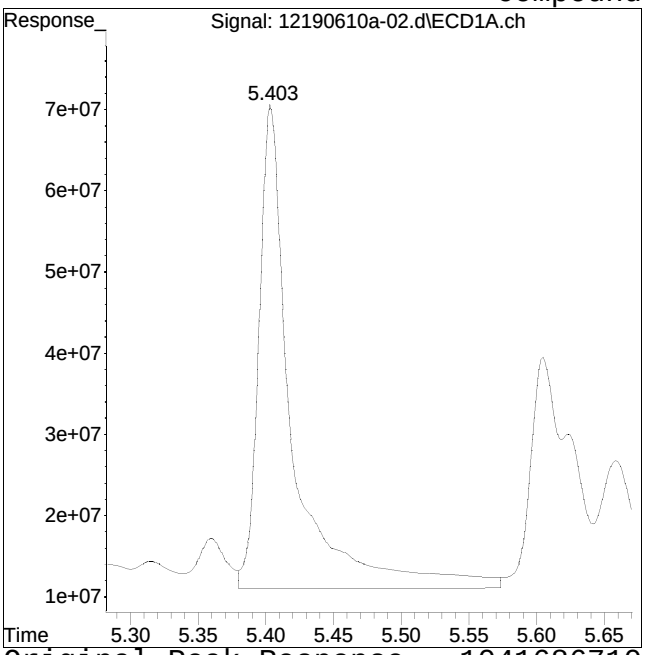

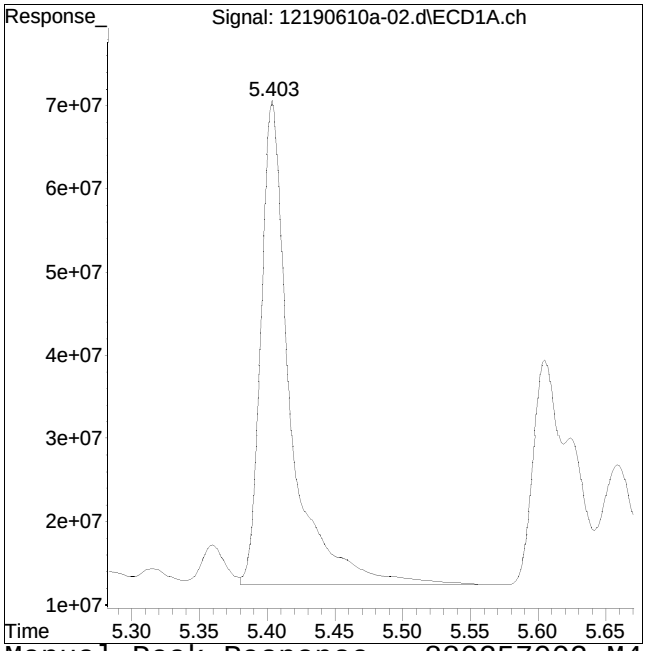

Original Peak Response = 1041686710 Manual Peak Response = 880257002 M4
M4 = Poor automated baseline construction.

Manual Integration Report

Data Path : I:\Pest12\190610a\ QMethod : P12_pcb_04-09-19_ICAL156
Data File : 12190610a-02.d Operator : Pest12:ht
Date Inj'd : 6/9/2019 10:10 pm Instrument : Pest 12
Sample : WG1246345-1,42e,,+1016/126 Quant Date : 6/9/2019 10:31 pm

Compound #63: 1260-4 #2

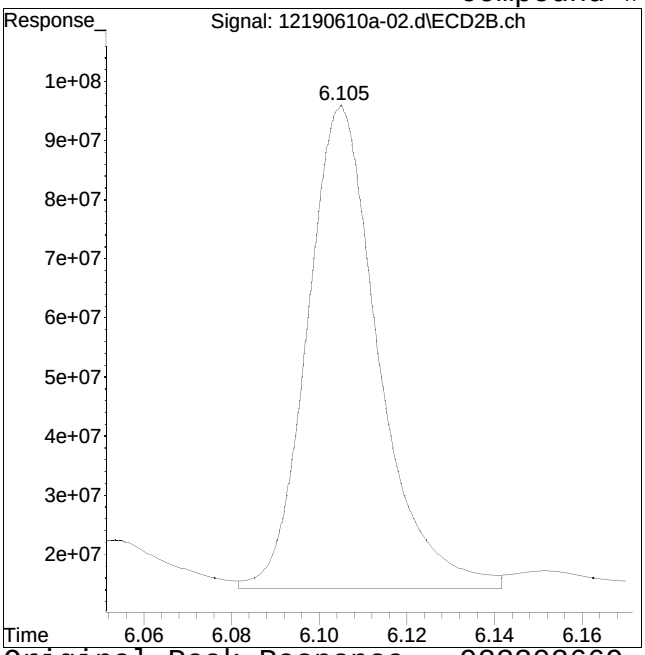

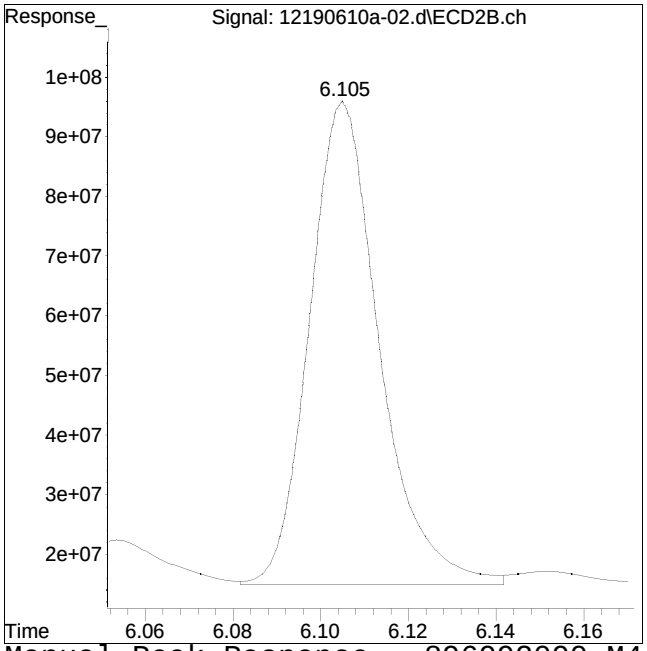

Original Peak Response = 923302669 Manual Peak Response = 896992090 M4
M4 = Poor automated baseline construction.

Manual Integration Report

Data Path : I:\Pest12\190610a\ QMethod : P12_pcb_04-09-19_ICAL156
Data File : 12190610a-02.d Operator : Pest12:ht
Date Inj'd : 6/9/2019 10:10 pm Instrument : Pest 12
Sample : WG1246345-1,42e,,+1016/126 Quant Date : 6/9/2019 10:31 pm

Compound #13: 1260-5

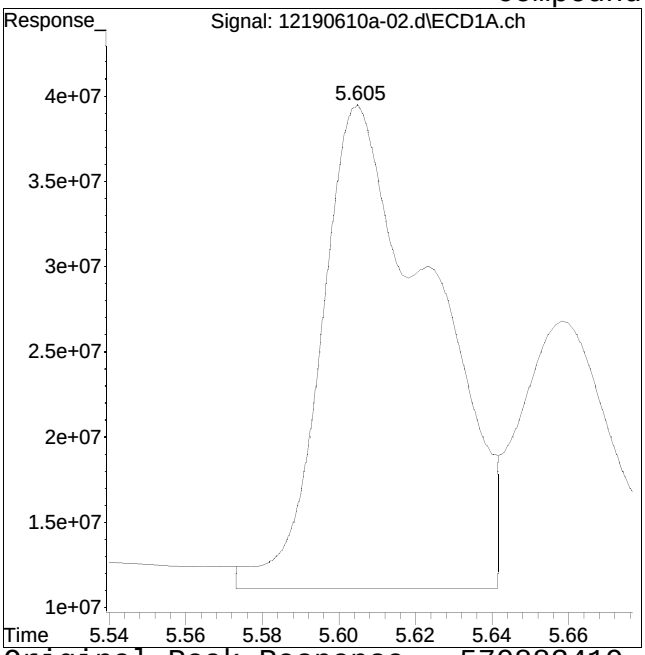

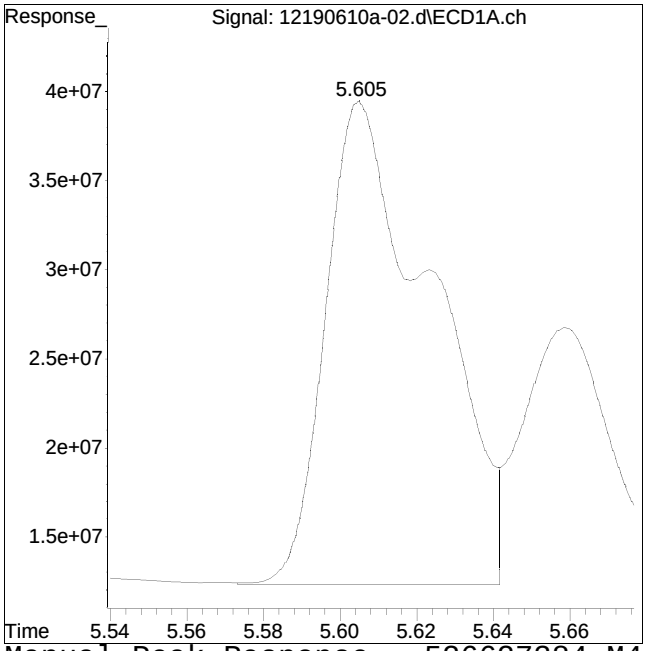

Original Peak Response = 570883419 Manual Peak Response = 526627384 M4
M4 = Poor automated baseline construction.

RT Shift Summary

Identification Summary
Form 10
PCBs

Client	: Barton & Loguidice, P.C	Lab Number	: L1923971
Project Name	: AMPHENOL SUB SLAB SOILS	Project Number	: 1153.010.001
Lab Sample ID	: L1923971-02D		
Client ID	: B2 36-38 060519		
Date Analyzed (1)	: 06/09/19 22:52	Date Analyzed (2)	: 06/09/19 22:52
Instrument ID (1)	: PEST12	Instrument ID (2)	: PEST12
GC Column (1)	: CLP-Pesticide	GC Column (2)	: CLP-PesticideII

Analyte	Peak	RT	RT Window From	RT Window To	Concentration	Mean Concentration	%RPD
AROCLOR 1248	1	3.17	-0.05	0.05	58300		
	2	3.41	-0.05	0.05	54200		
COLUMN 1	3	3.58	-0.05	0.05	56100		
	4	3.91	-0.05	0.05	60200		
	5	3.93	-0.05	0.05	76400	61000	
	1	3.79	-0.05	0.05	53700		
	2	4.08	-0.05	0.05	46700		
COLUMN 2	3	4.30	-0.05	0.05	55500		
	4	4.60	-0.05	0.05	65000		
	5	4.64	-0.05	0.05	81800	60500	1

Identification Summary
Form 10
PCBs

Client	: Barton & Loguidice, P.C	Lab Number	: L1923971
Project Name	: AMPHENOL SUB SLAB SOILS	Project Number	: 1153.010.001
Lab Sample ID	: L1923971-03D		
Client ID	: B3 36-38 060519		
Date Analyzed (1)	: 06/10/19 02:27	Date Analyzed (2)	: 06/10/19 02:27
Instrument ID (1)	: PEST12	Instrument ID (2)	: PEST12
GC Column (1)	: CLP-Pesticide	GC Column (2)	: CLP-PesticideII

Analyte	Peak	RT	RT Window From	RT Window To	Concentration	Mean Concentration	%RPD
AROCLOR 1248	1	3.17	-0.05	0.05	953000		
	2	3.41	-0.05	0.05	1080000		
COLUMN 1	3	3.58	-0.05	0.05	1060000		
	4	3.91	-0.05	0.05	1160000		
	5	3.93	-0.05	0.05	1450000	1140000	
	1	3.79	-0.05	0.05	782000		
	2	4.08	-0.05	0.05	848000		
COLUMN 2	3	4.30	-0.05	0.05	858000		
	4	4.60	-0.05	0.05	1110000		
	5	4.64	-0.05	0.05	1230000	965000	17

Identification Summary
Form 10
PCBs

Client	: Barton & Loguidice, P.C	Lab Number	: L1923971
Project Name	: AMPHENOL SUB SLAB SOILS	Project Number	: 1153.010.001
Lab Sample ID	: L1923971-04D		
Client ID	: B4 36-38 060519		
Date Analyzed (1)	: 06/10/19 02:39	Date Analyzed (2)	: 06/10/19 02:39
Instrument ID (1)	: PEST12	Instrument ID (2)	: PEST12
GC Column (1)	: CLP-Pesticide	GC Column (2)	: CLP-PesticideII

Analyte	Peak	RT	RT Window From	RT Window To	Concentration	Mean Concentration	%RPD
AROCLOR 1248	1	3.14	-0.05	0.05	2590000		
	2	3.38	-0.05	0.05	3640000		
COLUMN 1	3	3.55	-0.05	0.05	4300000		
	4	3.88	-0.05	0.05	3690000		
	5	3.91	-0.05	0.05	5640000	3970000	
	1	3.78	-0.05	0.05	2430000		
	2	4.07	-0.05	0.05	3780000		
COLUMN 2	3	4.29	-0.05	0.05	4000000		
	4	4.59	-0.05	0.05	3720000		
	5	4.63	-0.05	0.05	4470000	3680000	8

Identification Summary
Form 10
PCBs

Client	: Barton & Loguidice, P.C	Lab Number	: L1923971
Project Name	: AMPHENOL SUB SLAB SOILS	Project Number	: 1153.010.001
Lab Sample ID	: L1923971-05		
Client ID	: B5 36-38 060519		
Date Analyzed (1)	: 06/10/19 00:07	Date Analyzed (2)	: 06/10/19 00:07
Instrument ID (1)	: PEST12	Instrument ID (2)	: PEST12
GC Column (1)	: CLP-Pesticide	GC Column (2)	: CLP-PesticideII

Analyte	Peak	RT	RT Window From	RT Window To	Concentration	Mean Concentration	%RPD
AROCLOR 1248	1	3.13	-0.05	0.05	345.		
	2	3.38	-0.05	0.05	404.		
COLUMN 1	3	3.54	-0.05	0.05	468.		
	4	3.88	-0.05	0.05	600		
	5	3.90	-0.05	0.05	546.	473.	
	1	3.77	-0.05	0.05	322.		
	2	4.06	-0.05	0.05	394.		
COLUMN 2	3	4.29	-0.05	0.05	425.		
	4	0.00	-0.05	0.05	0.		
	5	4.63	-0.05	0.05	552.	423.	11

Identification Summary
Form 10
PCBs

Client	: Barton & Loguidice, P.C	Lab Number	: L1923971
Project Name	: AMPHENOL SUB SLAB SOILS	Project Number	: 1153.010.001
Lab Sample ID	: L1923971-06D		
Client ID	: B6 36-38 060519		
Date Analyzed (1)	: 06/10/19 03:04	Date Analyzed (2)	: 06/10/19 03:04
Instrument ID (1)	: PEST12	Instrument ID (2)	: PEST12
GC Column (1)	: CLP-Pesticide	GC Column (2)	: CLP-PesticideII

			RT Window			Mean	
Analyte	Peak	RT	From	To	Concentration	Concentration	%RPD
AROCLOR 1242	1	2.61	-0.05	0.05	4260000		
	2	2.84	-0.05	0.05	8240000		
COLUMN 1	3	3.15	-0.05	0.05	9170000		
	4	3.55	-0.05	0.05	12000000		
	5	3.88	-0.05	0.05	14900000	9710000	
	1	3.10	-0.05	0.05	2880000		
	2	3.42	-0.05	0.05	6940000		
COLUMN 2	3	3.79	-0.05	0.05	8290000		
	4	4.29	-0.05	0.05	9770000		
	5	4.59	-0.05	0.05	13200000	8220000	17

Identification Summary
Form 10
PCBs

Client	: Barton & Loguidice, P.C	Lab Number	: L1923971
Project Name	: AMPHENOL SUB SLAB SOILS	Project Number	: 1153.010.001
Lab Sample ID	: L1923971-07D		
Client ID	: B7 36-38 060519		
Date Analyzed (1)	: 06/10/19 02:52	Date Analyzed (2)	: 06/10/19 02:52
Instrument ID (1)	: PEST12	Instrument ID (2)	: PEST12
GC Column (1)	: CLP-Pesticide	GC Column (2)	: CLP-PesticideII

Analyte	Peak	RT	RT Window From	RT Window To	Concentration	Mean Concentration	%RPD
AROCLOR 1242	1	2.61	-0.05	0.05	1240000		
	2	2.84	-0.05	0.05	3210000		
COLUMN 1	3	3.15	-0.05	0.05	3520000		
	4	3.55	-0.05	0.05	1110000		
	5	3.89	-0.05	0.05	741000	1960000	
	1	3.10	-0.05	0.05	1060000		
	2	3.42	-0.05	0.05	2740000		
COLUMN 2	3	3.79	-0.05	0.05	3160000		
	4	4.29	-0.05	0.05	1060000		
	5	4.60	-0.05	0.05	398000	1680000	15

Identification Summary
Form 10
PCBs

Client	: Barton & Loguidice, P.C	Lab Number	: L1923971
Project Name	: AMPHENOL SUB SLAB SOILS	Project Number	: 1153.010.001
Lab Sample ID	: L1923971-09		
Client ID	: B9 36-38 060519		
Date Analyzed (1)	: 06/10/19 00:19	Date Analyzed (2)	: 06/10/19 00:19
Instrument ID (1)	: PEST12	Instrument ID (2)	: PEST12
GC Column (1)	: CLP-Pesticide	GC Column (2)	: CLP-PesticideII

Analyte	Peak	RT	RT Window From	RT Window To	Concentration	Mean Concentration	%RPD
AROCLOR 1248	1	3.13	-0.05	0.05	94.		
	2	3.37	-0.05	0.05	215.		
COLUMN 1	3	3.54	-0.05	0.05	164.		
	4	3.88	-0.05	0.05	79.		
	5	3.90	-0.05	0.05	113.	133.	
	1	3.77	-0.05	0.05	78.5		
	2	4.06	-0.05	0.05	223.		
COLUMN 2	3	4.29	-0.05	0.05	167.		
	4	4.59	-0.05	0.05	73.3		
	5	4.63	-0.05	0.05	136.	136.	2

Identification Summary
Form 10
PCBs

Client	: Barton & Loguidice, P.C	Lab Number	: L1923971
Project Name	: AMPHENOL SUB SLAB SOILS	Project Number	: 1153.010.001
Lab Sample ID	: L1923971-12		
Client ID	: B12 24-26 060519		
Date Analyzed (1)	: 06/10/19 00:31	Date Analyzed (2)	: 06/10/19 00:31
Instrument ID (1)	: PEST12	Instrument ID (2)	: PEST12
GC Column (1)	: CLP-Pesticide	GC Column (2)	: CLP-PesticideII

			RT Window			Mean	
Analyte	Peak	RT	From	To	Concentration	Concentration	%RPD
AROCLOR 1242	1	2.60	-0.05	0.05	7.59		
	2	2.84	-0.05	0.05	30.2		
COLUMN 1	3	3.15	-0.05	0.05	46.1		
	4	3.54	-0.05	0.05	65.7		
	5	3.88	-0.05	0.05	64.2	42.8	
	1	3.10	-0.05	0.05	9.43		
	2	3.42	-0.05	0.05	27.5		
COLUMN 2	3	3.79	-0.05	0.05	40.7		
	4	4.29	-0.05	0.05	59.8		
	5	4.59	-0.05	0.05	51.5	37.8J	NC

Identification Summary
Form 10
PCBs

Client	: Barton & Loguidice, P.C	Lab Number	: L1923971
Project Name	: AMPHENOL SUB SLAB SOILS	Project Number	: 1153.010.001
Lab Sample ID	: L1923971-17D		
Client ID	: DUPE 3		
Date Analyzed (1)	: 06/09/19 23:30	Date Analyzed (2)	: 06/09/19 23:30
Instrument ID (1)	: PEST12	Instrument ID (2)	: PEST12
GC Column (1)	: CLP-Pesticide	GC Column (2)	: CLP-PesticideII

Analyte	Peak	RT	RT Window From	RT Window To	Concentration	Mean Concentration	%RPD
AROCLOR 1248	1	3.14	-0.05	0.05	125000		
	2	3.38	-0.05	0.05	165000		
COLUMN 1	3	3.55	-0.05	0.05	171000		
	4	3.88	-0.05	0.05	139000		
	5	3.90	-0.05	0.05	179000	156000	
	1	3.77	-0.05	0.05	125000		
	2	4.06	-0.05	0.05	150000		
COLUMN 2	3	4.29	-0.05	0.05	154000		
	4	4.59	-0.05	0.05	152000		
	5	4.63	-0.05	0.05	174000	151000	3

Aroclor Raw QC Data

Quantitation Report (QT Reviewed)

Data Path : I:\Pest16\190608A\
Data File : 16190608a-19.d
Signal(s) : Signal #1: ECD1A.ch Signal #2: ECD2B.ch
Acq On : 8 Jun 2019 6:30 pm
Operator : pest16:ht
Sample : wg1246013-1,42e,,
Misc : wg1246157,wg1246013,ical15673
ALS Vial : 19 Sample Multiplier: 1

Integration File signal 1: events.e
Integration File signal 2: events2.e
Quant Time: Jun 09 22:02:50 2019
Quant Method : I:\Pest16\190608A\P16_pcb_04_09_19_ugL_ICAL15673.m
Quant Title : pcb
QLast Update : Wed Jun 05 09:03:25 2019
Response via : Initial Calibration
Integrator: ChemStation

Volume Inj. :
Signal #1 Phase : Signal #2 Phase:
Signal #1 Info : Signal #2 Info :

CCAL FILE(s) : 1 - I:\Pest16\190608A\16190608a-02.d
Sub List : Default - All compounds listed

	Compound	RT#1	RT#2	Resp#1	Resp#2	ug/l	ug/l
	Internal Standards						
1) i	1660_1br2nb	2.226	2.221	801.7E6	1254.6E6	250.000	250.000
	Standard Area 1 : #1 = 710737454				Recovery =	112.79%	
	Standard Area 1 : #2 = 1097608641				Recovery =	114.31%	
14) i	2154_1br2nb	2.226	2.221	801.7E6	1254.6E6	250.000	250.000
23) i	4268_1br2nb	2.226	2.221	801.7E6	1254.6E6	250.000	250.000
34) i	1248_1br2nb	2.226	2.221	801.7E6	1254.6E6	250.000	250.000
40) i	3262_1br2nb	2.226	2.221	801.7E6	1254.6E6	250.000	250.000
	System Monitoring Compounds						
2) s	2,4,5,6-Tetr	2.729	2.842	1680.3E6	2697.4E6	472.428	488.605
	Spiked Amount 500.000	Range 30 - 150			Recovery =	94.49%	97.72%
3) s	Decachlorobi	6.792	7.181	1199.2E6	1936.1E6	508.777	580.342
	Spiked Amount 500.000	Range 30 - 150			Recovery =	101.76%	116.07%
	Target Compounds						
4) l1	1016-1	0.000	0.000	0	0	N.D. d	N.D. d
5) l1	1016-2	0.000	0.000	0	0	N.D. d	N.D. d
6) l1	1016-3	0.000	0.000	0	0	N.D. d	N.D. d
7) l1	1016-4	0.000	0.000	0	0	N.D. d	N.D. d
8) l1	1016-5	0.000	0.000	0	0	N.D. d	N.D. d
Sum	1016-1			0	0	N.D.	N.D.
Average	1016-1					0.000	0.000
9) l2	1260-1	0.000	0.000	0	0	N.D. d	N.D. d
10) l2	1260-2	0.000	0.000	0	0	N.D. d	N.D. d
11) l2	1260-3	0.000	0.000	0	0	N.D. d	N.D. d
12) l2	1260-4	0.000	0.000	0	0	N.D. d	N.D. d
13) l2	1260-5	0.000	0.000	0	0	N.D. d	N.D. d
Sum	1260-1			0	0	N.D.	N.D.
Average	1260-1					0.000	0.000

Quantitation Report (QT Reviewed)

Data Path : I:\Pest16\190608A\
Data File : 16190608a-19.d
Signal(s) : Signal #1: ECD1A.ch Signal #2: ECD2B.ch
Acq On : 8 Jun 2019 6:30 pm
Operator : pest16:ht
Sample : wg1246013-1,42e,,
Misc : wg1246157,wg1246013,ical15673
ALS Vial : 19 Sample Multiplier: 1

Integration File signal 1: events.e
Integration File signal 2: events2.e
Quant Time: Jun 09 22:02:50 2019
Quant Method : I:\Pest16\190608A\P16_pcb_04_09_19_ugL_ICAL15673.m
Quant Title : pcb
QLast Update : Wed Jun 05 09:03:25 2019
Response via : Initial Calibration
Integrator: ChemStation

Volume Inj. :
Signal #1 Phase : Signal #2 Phase:
Signal #1 Info : Signal #2 Info :

CCAL FILE(s) : 1 - I:\Pest16\190608A\16190608a-02.d
Sub List : Default - All compounds listed

Compound	RT#1	RT#2	Resp#1	Resp#2	ug/l	ug/l
15) l3 1221-2	0.000	0.000	0	0	N.D. d	N.D. d
16) l3 1221-3	0.000	0.000	0	0	N.D. d	N.D. d
17) l3 1221-4	0.000	0.000	0	0	N.D. d	N.D. d
Sum 1221-2			0	0	N.D.	N.D.
Average 1221-2					0.000	0.000
18) l4 1254-1	0.000	0.000	0	0	N.D. d	N.D. d
19) l4 1254-2	0.000	0.000	0	0	N.D. d	N.D. d
20) l4 1254-3	0.000	0.000	0	0	N.D. d	N.D. d
21) l4 1254-4	0.000	0.000	0	0	N.D. d	N.D. d
22) l4 1254-5	0.000	0.000	0	0	N.D. d	N.D. d
Sum 1254-1			0	0	N.D.	N.D.
Average 1254-1					0.000	0.000
24) l6 1242-1	0.000	0.000	0	0	N.D. d	N.D. d
25) l6 1242-2	0.000	0.000	0	0	N.D. d	N.D. d
26) l6 1242-3	0.000	0.000	0	0	N.D. d	N.D. d
27) l6 1242-4	0.000	0.000	0	0	N.D. d	N.D. d
28) l6 1242-5	0.000	0.000	0	0	N.D. d	N.D. d
Sum 1242-1			0	0	N.D.	N.D.
Average 1242-1					0.000	0.000
29) l9 1268-1	0.000	0.000	0	0	N.D. d	N.D. d
30) l9 1268-2	0.000	0.000	0	0	N.D. d	N.D. d
31) l9 1268-3	0.000	0.000	0	0	N.D. d	N.D. d
32) l9 1268-4	0.000	0.000	0	0	N.D. d	N.D. d
33) l9 1268-5	0.000	0.000	0	0	N.D. d	N.D. d
Sum 1268-1			0	0	N.D.	N.D.
Average 1268-1					0.000	0.000
35) l7 1248-1	0.000	0.000	0	0	N.D. d	N.D. d
36) l7 1248-2	0.000	0.000	0	0	N.D. d	N.D. d

Quantitation Report (QT Reviewed)

Data Path : I:\Pest16\190608A\
Data File : 16190608a-19.d
Signal(s) : Signal #1: ECD1A.ch Signal #2: ECD2B.ch
Acq On : 8 Jun 2019 6:30 pm
Operator : pest16:ht
Sample : wg1246013-1,42e,,
Misc : wg1246157,wg1246013,ical15673
ALS Vial : 19 Sample Multiplier: 1

Integration File signal 1: events.e
Integration File signal 2: events2.e
Quant Time: Jun 09 22:02:50 2019
Quant Method : I:\Pest16\190608A\P16_pcb_04_09_19_ugL_ICAL15673.m
Quant Title : pcb
QLast Update : Wed Jun 05 09:03:25 2019
Response via : Initial Calibration
Integrator: ChemStation

Volume Inj. :
Signal #1 Phase : Signal #2 Phase:
Signal #1 Info : Signal #2 Info :

CCAL FILE(s) : 1 - I:\Pest16\190608A\16190608a-02.d
Sub List : Default - All compounds listed

Compound	RT#1	RT#2	Resp#1	Resp#2	ug/l	ug/l
37) l7 1248-3	0.000	0.000	0	0	N.D. d	N.D. d
38) l7 1248-4	0.000	0.000	0	0	N.D. d	N.D. d
39) l7 1248-5	0.000	0.000	0	0	N.D. d	N.D. d
Sum 1248-1			0	0	N.D.	N.D.
Average 1248-1					0.000	0.000
41) l5 1232-1	0.000	0.000	0	0	N.D. d	N.D. d
42) l5 1232-2	0.000	0.000	0	0	N.D. d	N.D. d
43) l5 1232-3	0.000	0.000	0	0	N.D. d	N.D. d
44) l5 1232-4	0.000	0.000	0	0	N.D. d	N.D. d
45) l5 1232-5	0.000	0.000	0	0	N.D. d	N.D. d
Sum 1232-1			0	0	N.D.	N.D.
Average 1232-1					0.000	0.000
46) l8 1262-1	0.000	0.000	0	0	N.D. d	N.D. d
47) l8 1262-2	0.000	0.000	0	0	N.D. d	N.D. d
48) l8 1262-3	0.000	0.000	0	0	N.D. d	N.D. d
49) l8 1262-4	0.000	0.000	0	0	N.D. d	N.D. d
50) l8 1262-5	0.000	0.000	0	0	N.D. d	N.D. d
Sum 1262-1			0	0	N.D.	N.D.
Average 1262-1					0.000	0.000
SemiQuant Compounds - Not Calibrated on this Instrument						
Sum 1262-1			0	0	N.D.	N.D.
Average 1262-1					0.000	0.000

(f)=RT Delta > 1/2 Window (D)=Amounts differ by > 40% (m)=manual int.
(#)=Recovery Exceeds Compound Acceptance Limits.
(I,C,F) I=Interference, C=Coelluting Calibration Peak, F=Fails CC Criteria.

Sub List : Default - All compounds listeda-02.d••d)

Data Path : I:\Pest16\190608A\
Data File : 16190608a-19.d
Signal(s) : Signal #1: ECD1A.ch Signal #2: ECD2B.ch
Acq On : 8 Jun 2019 6:30 pm
Operator : pest16:ht
Sample : wg1246013-1,42e,,
Misc : wg1246157,wg1246013,ical15673
ALS Vial : 19 Sample Multiplier: 1

Integration File signal 1: events.e
Integration File signal 2: events2.e
Quant Time: Jun 09 22:02:50 2019
Quant Method : I:\Pest16\190608A\P16_pcb_04_09_19_ugL_ICAL15673.m
Quant Title : pcb
QLast Update : Wed Jun 05 09:03:25 2019
Response via : Initial Calibration
Integrator: ChemStation

Volume Inj. :
Signal #1 Phase : Signal #2 Phase:
Signal #1 Info : Signal #2 Info :

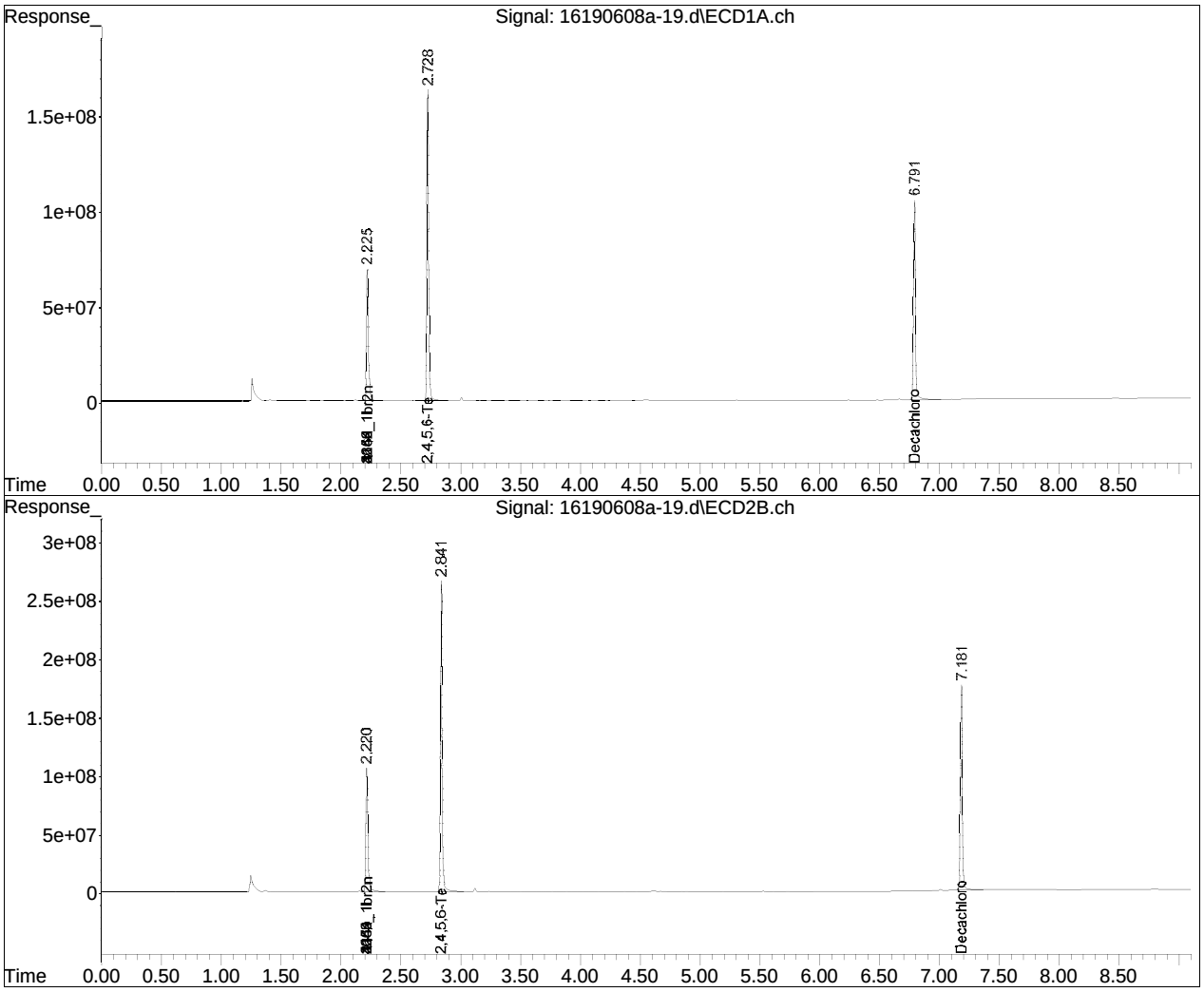

Manual Integration Report

Data Path	: I:\Pest16\190608A\	QMethod	: P16_pcb_04_09_19_ugL_ICA
Data File	: 16190608a-19.d	Operator	: pest16:ht
Date Inj'd	: 6/8/2019 6:30 pm	Instrument	: PEST16
Sample	: wg1246013-1,42e,,	Quant Date	: 6/9/2019 9:55 pm

There are no manual integrations or false positives in this file.

Quantitation Report (QT Reviewed)

Data Path : I:\Pest16\190608A\
Data File : 16190608a-20.d
Signal(s) : Signal #1: ECD1A.ch Signal #2: ECD2B.ch
Acq On : 8 Jun 2019 6:44 pm
Operator : pest16:ht
Sample : wg1246013-2,42e,,
Misc : wg1246157,wg1246013,ical15673
ALS Vial : 20 Sample Multiplier: 1

Integration File signal 1: events.e
Integration File signal 2: events2.e
Quant Time: Jun 09 21:55:52 2019
Quant Method : I:\Pest16\190608A\P16_pcb_04_09_19_ugL_ICAL15673.m
Quant Title : pcb
QLast Update : Wed Jun 05 09:03:25 2019
Response via : Initial Calibration
Integrator: ChemStation

Volume Inj. :
Signal #1 Phase : Signal #2 Phase:
Signal #1 Info : Signal #2 Info :

CCAL FILE(s) : 1 - I:\Pest16\190608A\16190608a-02.d
Sub List : 1660 - 1660

Compound	RT#1	RT#2	Resp#1	Resp#2	ug/l	ug/l
Internal Standards						
1) i 1660_1br2nb	2.226	2.221	792.5E6	1241.3E6	250.000	250.000
Standard Area 1 : #1 = 710737454				Recovery =	111.50%	
Standard Area 1 : #2 = 1097608641				Recovery =	113.09%	
System Monitoring Compounds						
2) s 2,4,5,6-Tetr	2.729	2.842	1581.5E6	2522.8E6	449.836	461.880
Spiked Amount 500.000 Range 30 - 150				Recovery =	89.97%	92.38%
3) s Decachlorobi	6.794	7.183	1163.0E6	1903.9E6	499.175	576.817
Spiked Amount 500.000 Range 30 - 150				Recovery =	99.84%	115.36%
Target Compounds						
4) l1 1016-1	2.976	3.192	131.0E6	204.6E6	2245.929	2342.656
5) l1 1016-2	3.235	3.506	307.4E6	505.0E6	2438.972	2438.085
6) l1 1016-3	3.599	3.891	400.3E6	661.4E6	2590.984	2879.595
7) l1 1016-4	3.705	4.000	259.2E6	435.7E6	2361.777	3005.371
8) l1 1016-5	4.033	4.374	200.3E6	323.2E6	2329.610	2626.185
Sum 1016-1			1298.3E6	2129.9E6	11967.273	13291.891
Average 1016-1					2393.455	2658.378
9) l2 1260-1	4.981	5.336	377.1E6	661.8E6	2357.948	2732.600
10) l2 1260-2	5.186	5.485	573.6E6	744.7E6	2390.687	2711.946
11) l2 1260-3	5.649	6.005	369.6E6	629.4E6	2426.331	2907.572
12) l2 1260-4	5.864	6.174	908.7E6	1336.3E6	2685.426	2913.495
13) l2 1260-5	6.063	6.419	578.3E6	866.6E6	2479.548	3218.844
Sum 1260-1			2807.2E6	4238.7E6	12339.940	14484.457
Average 1260-1					2467.988	2896.891
Sum 1221-2			0	0	N.D.	N.D.
Average 1221-2					0.000	0.000
Sum 1254-1			0	0	N.D.	N.D.

Quantitation Report (QT Reviewed)

Data Path : I:\Pest16\190608A\
Data File : 16190608a-20.d
Signal(s) : Signal #1: ECD1A.ch Signal #2: ECD2B.ch
Acq On : 8 Jun 2019 6:44 pm
Operator : pest16:ht
Sample : wg1246013-2,42e,,
Misc : wg1246157,wg1246013,ical15673
ALS Vial : 20 Sample Multiplier: 1

Integration File signal 1: events.e
Integration File signal 2: events2.e
Quant Time: Jun 09 21:55:52 2019
Quant Method : I:\Pest16\190608A\P16_pcb_04_09_19_ugL_ICAL15673.m
Quant Title : pcb
QLast Update : Wed Jun 05 09:03:25 2019
Response via : Initial Calibration
Integrator: ChemStation

Volume Inj. :
Signal #1 Phase : Signal #2 Phase:
Signal #1 Info : Signal #2 Info :

CCAL FILE(s) : 1 - I:\Pest16\190608A\16190608a-02.d
Sub List : 1660 - 1660

Compound	RT#1	RT#2	Resp#1	Resp#2	ug/l	ug/l
Average 1254-1					0.000	0.000
Sum 1242-1			0	0	N.D.	N.D.
Average 1242-1					0.000	0.000
Sum 1268-1			0	0	N.D.	N.D.
Average 1268-1					0.000	0.000
Sum 1248-1			0	0	N.D.	N.D.
Average 1248-1					0.000	0.000
Sum 1232-1			0	0	N.D.	N.D.
Average 1232-1					0.000	0.000
Sum 1262-1			0	0	N.D.	N.D.
Average 1262-1					0.000	0.000

SemiQuant Compounds - Not Calibrated on this Instrument

Sum 1262-1			0	0	N.D.	N.D.
Average 1262-1					0.000	0.000

(f)=RT Delta > 1/2 Window (D)=Amounts differ by > 40% (m)=manual int.
(#)=Recovery Exceeds Compound Acceptance Limits.
(I,C,F) I=Interference, C=Coelluting Calibration Peak, F=Fails CC Criteria.

Sub List : 1660 - 166016\190608A\16190608a-02.d••d)

Data Path : I:\Pest16\190608A\
Data File : 16190608a-20.d
Signal(s) : Signal #1: ECD1A.ch Signal #2: ECD2B.ch
Acq On : 8 Jun 2019 6:44 pm
Operator : pest16:ht
Sample : wg1246013-2,42e,,
Misc : wg1246157,wg1246013,ical15673
ALS Vial : 20 Sample Multiplier: 1

Integration File signal 1: events.e
Integration File signal 2: events2.e
Quant Time: Jun 09 21:55:52 2019
Quant Method : I:\Pest16\190608A\P16_pcb_04_09_19_ugL_ICAL15673.m
Quant Title : pcb
QLast Update : Wed Jun 05 09:03:25 2019
Response via : Initial Calibration
Integrator: ChemStation

Volume Inj. :
Signal #1 Phase : Signal #2 Phase:
Signal #1 Info : Signal #2 Info :

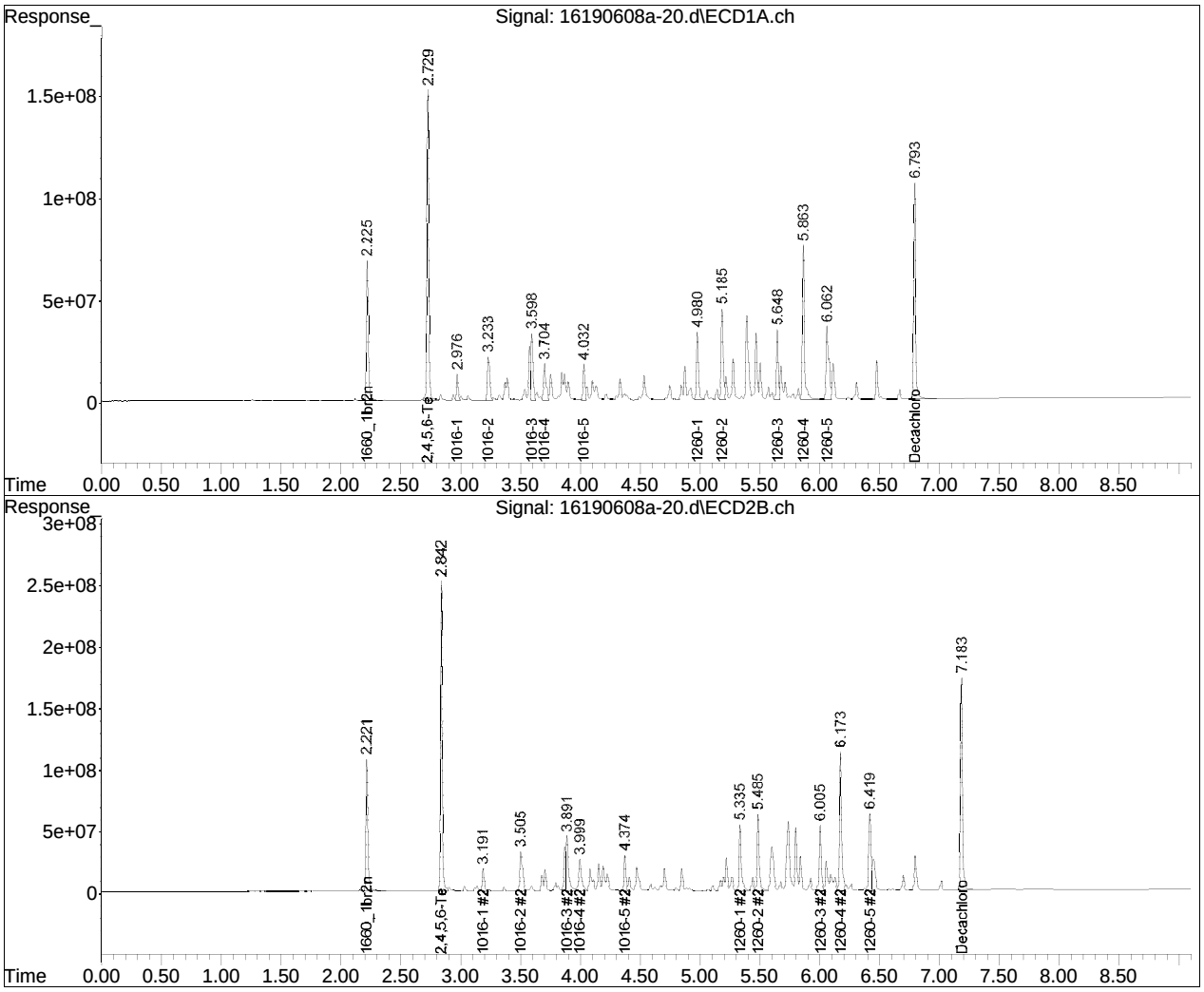

Manual Integration Report

Data Path	: I:\Pest16\190608A\	QMethod	: P16_pcb_04_09_19_ugL_ICA
Data File	: 16190608a-20.d	Operator	: pest16:ht
Date Inj'd	: 6/8/2019 6:44 pm	Instrument	: PEST16
Sample	: wg1246013-2,42e,,	Quant Date	: 6/9/2019 9:55 pm

There are no manual integrations or false positives in this file.

Quantitation Report (QT Reviewed)

Data Path : I:\Pest16\190608A\
Data File : 16190608a-21.d
Signal(s) : Signal #1: ECD1A.ch Signal #2: ECD2B.ch
Acq On : 8 Jun 2019 6:59 pm
Operator : pest16:ht
Sample : wg1246013-3,42e,,
Misc : wg1246157,wg1246013,ical15673
ALS Vial : 21 Sample Multiplier: 1

Integration File signal 1: events.e
Integration File signal 2: events2.e
Quant Time: Jun 09 22:03:19 2019
Quant Method : I:\Pest16\190608A\P16_pcb_04_09_19_ugL_ICAL15673.m
Quant Title : pcb
QLast Update : Wed Jun 05 09:03:25 2019
Response via : Initial Calibration
Integrator: ChemStation

Volume Inj. :
Signal #1 Phase : Signal #2 Phase:
Signal #1 Info : Signal #2 Info :

CCAL FILE(s) : 1 - I:\Pest16\190608A\16190608a-02.d
Sub List : 1660 - 1660

Compound	RT#1	RT#2	Resp#1	Resp#2	ug/l	ug/l
Internal Standards						
1) i 1660_1br2nb	2.226	2.221	819.1E6	1273.0E6	250.000	250.000
Standard Area 1 : #1 = 710737454					Recovery =	115.25%
Standard Area 1 : #2 = 1097608641					Recovery =	115.98%
System Monitoring Compounds						
2) s 2,4,5,6-Tetr	2.729	2.841	1590.1E6	2513.4E6	437.537	448.711
Spiked Amount 500.000 Range 30 - 150					Recovery =	87.51% 89.74%
3) s Decachlorobi	6.792	7.179	1142.8E6	1886.8E6	474.527	557.404
Spiked Amount 500.000 Range 30 - 150					Recovery =	94.91% 111.48%
Target Compounds						
4) l1 1016-1	2.975	3.190	129.6E6	201.5E6	2149.409	2249.438
5) l1 1016-2	3.234	3.504	304.2E6	500.0E6	2334.810	2353.895
6) l1 1016-3	3.597	3.889	383.9E6	663.3E6	2403.998M4	2816.269
7) l1 1016-4	3.704	3.997	258.8E6	439.4E6	2281.466	2955.252
8) l1 1016-5	4.032	4.372	199.1E6	327.3E6	2239.245	2593.180
Sum 1016-1			1275.6E6	2131.5E6	11408.928	12968.034
Average 1016-1					2281.786	2593.607
9) l2 1260-1	4.980	5.334	370.2E6	654.8E6	2239.406	2636.741
10) l2 1260-2	5.185	5.484	561.9E6	733.1E6	2265.955	2603.191
11) l2 1260-3	5.648	6.003	361.8E6	616.7E6	2297.851	2778.146
12) l2 1260-4	5.864	6.172	886.5E6	1371.6E6	2534.384	2916.103
13) l2 1260-5	6.063	6.417	561.3E6	840.4E6	2328.258	3044.144
Sum 1260-1			2741.7E6	4216.7E6	11665.853	13978.325
Average 1260-1					2333.171	2795.665
Sum 1221-2			0	0	N.D.	N.D.
Average 1221-2					0.000	0.000
Sum 1254-1			0	0	N.D.	N.D.

Quantitation Report (QT Reviewed)

Data Path : I:\Pest16\190608A\
Data File : 16190608a-21.d
Signal(s) : Signal #1: ECD1A.ch Signal #2: ECD2B.ch
Acq On : 8 Jun 2019 6:59 pm
Operator : pest16:ht
Sample : wg1246013-3,42e,,
Misc : wg1246157,wg1246013,ical15673
ALS Vial : 21 Sample Multiplier: 1

Integration File signal 1: events.e
Integration File signal 2: events2.e
Quant Time: Jun 09 22:03:19 2019
Quant Method : I:\Pest16\190608A\P16_pcb_04_09_19_ugL_ICAL15673.m
Quant Title : pcb
QLast Update : Wed Jun 05 09:03:25 2019
Response via : Initial Calibration
Integrator: ChemStation

Volume Inj. :
Signal #1 Phase : Signal #2 Phase:
Signal #1 Info : Signal #2 Info :

CCAL FILE(s) : 1 - I:\Pest16\190608A\16190608a-02.d
Sub List : 1660 - 1660

Compound	RT#1	RT#2	Resp#1	Resp#2	ug/l	ug/l
Average 1254-1					0.000	0.000
Sum 1242-1			0	0	N.D.	N.D.
Average 1242-1					0.000	0.000
Sum 1268-1			0	0	N.D.	N.D.
Average 1268-1					0.000	0.000
Sum 1248-1			0	0	N.D.	N.D.
Average 1248-1					0.000	0.000
Sum 1232-1			0	0	N.D.	N.D.
Average 1232-1					0.000	0.000
Sum 1262-1			0	0	N.D.	N.D.
Average 1262-1					0.000	0.000

SemiQuant Compounds - Not Calibrated on this Instrument

Sum 1262-1			0	0	N.D.	N.D.
Average 1262-1					0.000	0.000

(f)=RT Delta > 1/2 Window (D)=Amounts differ by > 40% (m)=manual int.
(#)=Recovery Exceeds Compound Acceptance Limits.
(I,C,F) I=Interference, C=Coelluting Calibration Peak, F=Fails CC Criteria.

Sub List : 1660 - 166016\190608A\16190608a-02.d••d)

Data Path : I:\Pest16\190608A\
Data File : 16190608a-21.d
Signal(s) : Signal #1: ECD1A.ch Signal #2: ECD2B.ch
Acq On : 8 Jun 2019 6:59 pm
Operator : pest16:ht
Sample : wg1246013-3,42e,,
Misc : wg1246157,wg1246013,ical15673
ALS Vial : 21 Sample Multiplier: 1

Integration File signal 1: events.e
Integration File signal 2: events2.e
Quant Time: Jun 09 22:03:19 2019
Quant Method : I:\Pest16\190608A\P16_pcb_04_09_19_ugL_ICAL15673.m
Quant Title : pcb
QLast Update : Wed Jun 05 09:03:25 2019
Response via : Initial Calibration
Integrator: ChemStation

Volume Inj. :
Signal #1 Phase : Signal #2 Phase:
Signal #1 Info : Signal #2 Info :

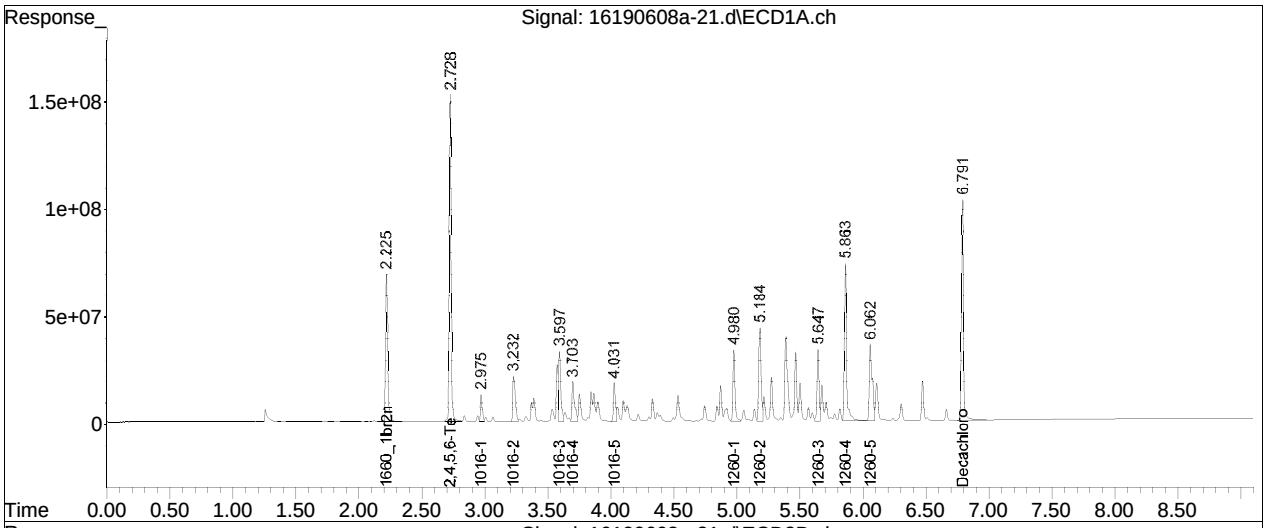

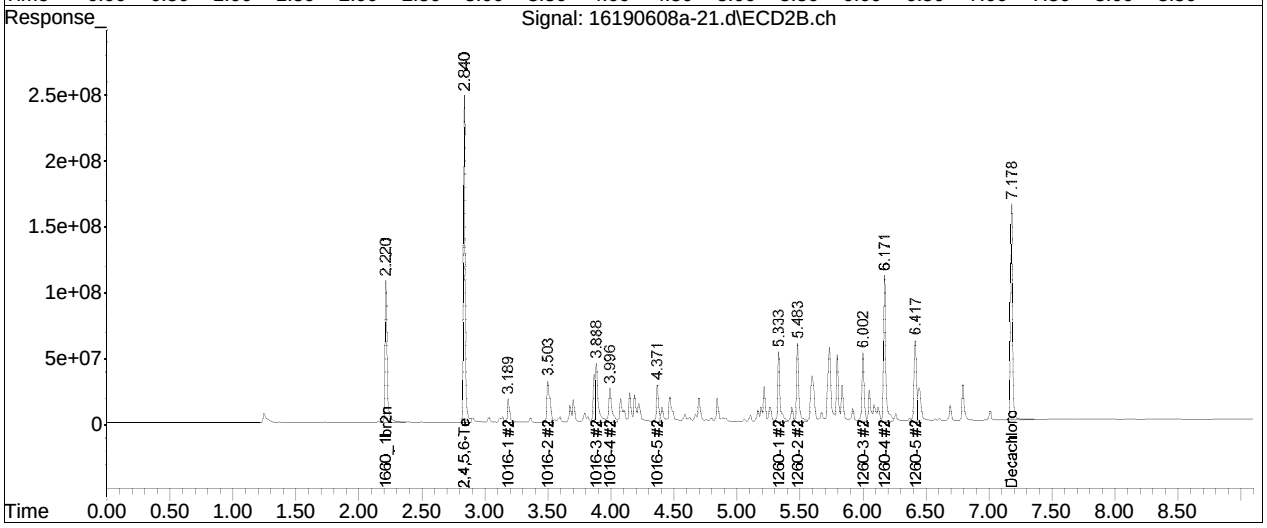

Manual Integration Report

Data Path	: I:\Pest16\190608A\	QMethod	: P16_pcb_04_09_19_ugL_ICA
Data File	: 16190608a-21.d	Operator	: pest16:ht
Date Inj'd	: 6/8/2019 6:59 pm	Instrument	: PEST16
Sample	: wg1246013-3,42e,,	Quant Date	: 6/9/2019 9:55 pm

Compound #6: 1016-3

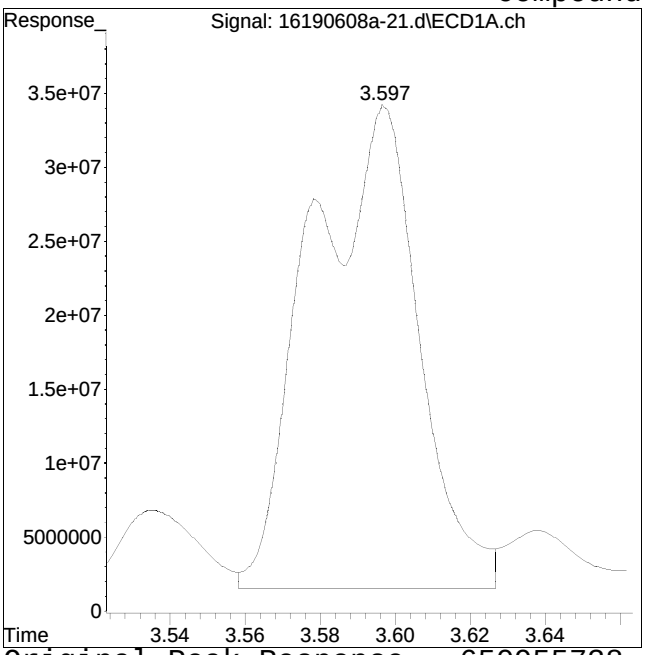

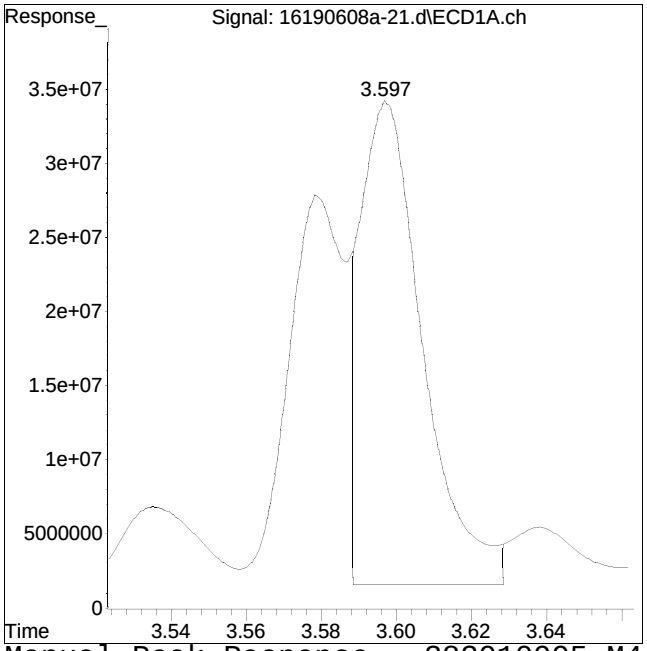

Original Peak Response = 650955738 Manual Peak Response = 383910995 M4
M4 = Poor automated baseline construction.

Calculation of PCB Aroclors & Pesticides

Aqueous Concentration Formula:
Amt * DF*(Vt/Vp)*(1000/Vo)*(Ve/1000)

Where:
DF = Dilution Factor
Vt = Extract Final Volume (mL)
Vp = Aliquot Cleaned (mL)
Vo = Volume of Sample (mL)
Ve = Extraction Lab Final Volume (mL)

Soil Concentration Formula:
Amt * DF * (Vt/Vp)*(1000/Wt)*(Ve/1000)* (100/TS)

Where:
DF = Dilution Factor
Vt = Extract Final Volume (mL)
Vp = Aliquot Cleaned (mL)
Wt = Weight of Sample (g)
Ve = Extraction Lab Final Volume (mL)
TS = Total Solids

Dep.: PCB
Inst: Pest_16
Date: **04/09/19**
Run: **a**

Method
GC: PCB

Seq: wg1224427_ICAL

Vial	Data File	Sample	CCAL	notes	initials
1	16190409ical-01	blank			
1	16190409ical-02	blank			
2	16190409ical-03	il4268,42e,,9019			
3	16190409ical-04	i24268,42e,,9018			
4	16190409ical-05	i34268,42e,,9017			
5	16190409ical-06	i44268,42e,,9016			
6	16190409ical-07	i54268,42e,,9015			
7	16190409ical-08	i64268,42e,,9014			
8	16190409ical-09	il13262,42e,,9007			
9	16190409ical-10	il23262,42e,,9006			
10	16190409ical-11	il33262,42e,,9005			
11	16190409ical-12	il43262,42e,,9004			
12	16190409ical-13	il53262,42e,,9003			
13	16190409ical-14	il63262,42e,,9002			
14	16190409ical-15	il11248,42e,,9013			
15	16190409ical-16	il21248,42e,,9012			
16	16190409ical-17	il31248,42e,,9011			
17	16190409ical-18	il41248,42e,,9010			
18	16190409ical-19	il51248,42e,,9009			
19	16190409ical-20	il61248,42e,,9008			
20	16190409ical-21	il12154,42e,,9025			
21	16190409ical-22	il22154,42e,,9024			
22	16190409ical-23	il32154,42e,,9023			
23	16190409ical-24	il42154,42e,,9022			
24	16190409ical-25	il52154,42e,,9021			
25	16190409ical-26	il62154,42e,,9020			
26	16190409ical-27	il11660,42e,,9001			
27	16190409ical-28	il21660,42e,,9000			
28	16190409ical-29	il31660,42e,,8999			
29	16190409ical-30	il41660,42e,,8998			
30	16190409ical-31	il51660,42e,,8997			
31	16190409ical-32	il61660,42e,,8996			
32	16190409ical-33	cicv4268,42e,,9028			
33	16190409ical-34	cicv3262,42e,,9029			
34	16190409ical-35	cicv1248,42e,,9030			
35	16190409ical-36	cicv2154,42e,,9031			
36	16190409ical-37	cicv1660,42e,,9027			

Dep.: PCB
Inst: Pest_12 ICAL#15675
Date: **04/09/19**
Run: **a**

Method
GC: PCB

Seq: wg1224428 ICAL
wg1224736 samples

Vial	Data File	Sample	CCAL	notes	initials
1	12190409ical-01	blk			
1	12190409ical-02	blk			
2	12190409ical-03	il14268,42e,,9019			
3	12190409ical-04	il24268,42e,,9018			
4	12190409ical-05	il34268,42e,,9017			
5	12190409ical-06	il44268,42e,,9016			
6	12190409ical-07	il54268,42e,,9015			
7	12190409ical-08	il64268,42e,,9014			
8	12190409ical-09	il13262,42e,,9007			
9	12190409ical-10	il23262,42e,,9006			
10	12190409ical-11	il33262,42e,,9005			
11	12190409ical-12	il43262,42e,,9004			
12	12190409ical-13	il53262,42e,,9003			
13	12190409ical-14	il63262,42e,,9002			
14	12190409ical-15	il11248,42e,,9013			
15	12190409ical-16	il21248,42e,,9012			
16	12190409ical-17	il31248,42e,,9011			
17	12190409ical-18	il41248,42e,,9010			
18	12190409ical-19	il51248,42e,,9009			
19	12190409ical-20	il61248,42e,,9008			
20	12190409ical-21	il12154,42e,,9025			
21	12190409ical-22	il22154,42e,,9024			
22	12190409ical-23	il32154,42e,,9023			
23	12190409ical-24	il42154,42e,,9022			
24	12190409ical-25	il52154,42e,,9021			
25	12190409ical-26	il62154,42e,,9020			
26	12190409ical-27	il11660,42e,,9001			
27	12190409ical-28	il21660,42e,,9000			
28	12190409ical-29	il31660,42e,,8999			
29	12190409ical-30	il41660,42e,,8998			
30	12190409ical-31	il51660,42e,,8997			
31	12190409ical-32	il61660,42e,,8996			
32	12190409ical-33	cicv4268,42e,,9028			
33	12190409ical-34	cicv3262,42e,,9029			
34	12190409ical-35	cicv1248,42e,,9030			
35	12190409ical-36	cicv2154,42e,,9031			
36	12190409ical-37	cicv1660,42e,,9027			
38	12190409ical-38	I1913180-01,42e,,			
39	12190409ical-39	I1913180-02,42e,,			
40	12190409ical-40	I1913180-03,42e,,			
41	12190409ical-41	I1913180-04,42e,,			
42	12190409ical-42	I1913180-05,42e,,			
43	12190409ical-43	I1913180-06,42e,,			
44	12190409ical-44	I1913180-07,42e,,			

Dep.: PCB
Inst: Pest_12 ICAL#15675
Date: **04/09/19**
Run: **a**

Method
GC: PCB

Seq: wg1224428 ICAL
wg1224736 samples

Vial	Data File	Sample	CCAL	notes	initials
1	12190409ical-01	blk			
45	12190409ical-45	I1913180-08,42e,,			
46	12190409ical-46	I1913180-09,42e,,			
47	12190409ical-47	I1913180-10,42e,,			
48	12190409ical-48	I1913180-11,42e,,			
49	12190409ical-49	I1913794-02,42e,,			
50	12190409ical-50	I1911974-13,42e,,			
51	12190409ical-51	I1911974-12,42e,,			
52	12190409ical-52	I1911974-11,42e,,			
53	12190409ical-53	I1911974-10,42e,,			
54	12190409ical-54	I1911974-09,42e,,			
55	12190409ical-55	I1911974-08,42e,,			
64	12190409ical-56	wg1224416-2,42e,,rr	conf nyb	Low targets confirmed. Rex batch AD	
56	12190409ical-57	I1911974-07,42e,,			
57	12190409ical-58	I1911974-06,42e,,			
58	12190409ical-59	+1016/1260 pp9212	Passes. Needs sending HT		
59	12190409ical-60	I1911974-05,42e,,			
60	12190409ical-61	I1911974-04,42e,,			
61	12190409ical-62	I1911974-03,42e,,			
62	12190409ical-63	I1911974-02,42e,,			
63	12190409ical-64	I1911974-01,42e,,			
65	12190409ical-65	I1913312-02,42e,,			
66	12190409ical-66	I1913312-04,42e,,			
67	12190409ical-67	I1913312-05,42e,,			
68	12190409ical-68	I1913312-07,42e,,			
69	12190409ical-69	I1913312-08,42e,,			
70	12190409ical-70	I1913312-09,42e,,			
71	12190409ical-71	I1913312-10,42e,,			
72	12190409ical-72	I1913312-11,42e,,			
73	12190409ical-73	I1913312-12,42e,,			
74	12190409ical-74	wg1224041-1,42e,,			
75	12190409ical-75	wg1224041-2,42e,,			
76	12190409ical-76	wg1224041-3,42e,,			
77	12190409ical-77	+1016/1260 pp9212			

Dep.: PCB
Inst: Pest_16
Date: **06/08/19**
Run: **a**

Method
GC: PCB

Seq: wg1246157

Vial	Data File	Sample	CCAL	notes	initials
1	16190608a-01	inst blk			
2	16190608a-02	+1016/1260 pp9242 2nd	9:36am 20% 157-1	Jm not sent	
3	16190608a-03	wg1245821-1,42e,,819 608.3			
4	16190608a-04	wg1245821-2,42e,,819 608.3			
5	16190608a-05	I1900030-13,42e,,608.3			
6	16190608a-06	wg1245819-3,42e,, 608.3			
7	16190608a-07	wg1245819-4,42e,, 608.3			
8	16190608a-08	I1923618-01,42e,, 608.3			
9	16190608a-09	wg1245821-3,42e,, 608.3			
10	16190608a-10	wg1245821-4,42e,, 608.3			
11	16190608a-11	I1923618-02,42e,, 608.3			
12	16190608a-12	wg1245821-5,42e,, 608.3			
13	16190608a-13	wg1245821-6,42e,, 608.3			
14	16190608a-14	I1923074-01,42e,, re 608.3			
15	16190608a-15	I1923618-03,42e,, 608.3			
16	16190608a-16	I1923618-04,42e,, 608.3			
17	16190608a-17	I1923618-05,42e,, 608.3			
18	16190608a-18	I1923618-06,42e,, 608.3			
19	16190608a-19	wg1246013-1,42e,,			
20	16190608a-20	wg1246013-2,42e,,			
21	16190608a-21	wg1246013-3,42e,,			
22	16190608a-22	+1016/1260 pp9242 2nd			
23	16190608a-23	I1923971-02,42e,,			
24	16190608a-24	I1923971-03,42e,,			
25	16190608a-25	I1923971-04,42e,,			
26	16190608a-26	I1923971-05,42e,,			
27	16190608a-27	I1923971-09,42e,,			
28	16190608a-28	I1923971-12,42e,,			
29	16190608a-29	I1923971-17,42e,,			
30	16190608a-30	I1923971-07,42e,,			
31	16190608a-31	I1923971-06d,42e,5, m			

Dep.: PCB
Inst: Pest_12
Date: **06/10/19**
Run: **a**

Method
GC: PCB

Seq: wg1246345

Vial	Data File	Sample	CCAL	notes	initials
1	12190610a-01	INST BLK			
2	12190610a-02	+1016/1260 pp9263	15% 345-1 10:10pm 6/9 HT		
3	12190610a-03	I1923971-02d,42e,500,			ht
4	12190610a-04	I1923971-03d,42e,500,	10x same seq		ht
5	12190610a-05	I1923971-04d,42e,500,	20x same seq		ht
6	12190610a-06	I1923971-17d,42e,500,			ht
7	12190610a-07	I1923971-07d,42e,500,	20x same seq		ht
8	12190610a-08	I1923971-06d,42e,2500,	10x same seq		ht
9	12190610a-09	I1923971-05,42e,,rrco			ht
10	12190610a-10	I1923971-09,42e,,rrco			ht
11	12190610a-11	I1923971-12,42e,,rrco			ht
12	12190610a-12	I1924529-10d,42e,5,			ht
13	12190610a-13	I1924529-07d,42e,20,			ht
14	12190610a-14	I1924529-09d,42e,50,			ht
15	12190610a-15	I1924529-13d,42e,200,	20x same seq		ht
16	12190610a-16	I1923971-03d,42e,5000,			ht
17	12190610a-17	I1923971-04d,42e,10000,			ht
18	12190610a-18	I1923971-07d,42e,10000,	Altered 1242		ht
19	12190610a-19	I1923971-06d,42e,25000,			ht
20	12190610a-20	I1924529-13d,42e,4000,			ht
21	12190610a-21	I1923795-01d,42e,5,			ht
		Baked 30 min HT			ht
22	12190610a-22	+1016/1260 pp9263	20% 345-2 4:32 am HT		
23	12190610a-23	I1923217-16d,42e,5,			
24	12190610a-24	wg1246024-1,42e,,			
25	12190610a-25	wg1246024-2,42e,,			
26	12190610a-26	wg1246024-3,42e,,			
27	12190610a-27	I1924224-01,42e,,			
28	12190610a-28	I1924260-01,42e,,			
29	12190610a-29	I1923636-01,42e,,			
30	12190610a-30	I1923072-01,42e,,			
31	12190610a-31	I1923072-02,42e,,			
32	12190610a-32	I1924364-01,42e,,			
33	12190610a-33	wg1245842-1,42e,,			
34	12190610a-34	wg1245842-2,42e,,			
35	12190610a-35	wg1245842-3,42e,,			
36	12190610a-36	I1922478-01,42e,,			
37	12190610a-37	I1922478-02,42e,,			
38	12190610a-38	I1922478-03,42e,,			
39	12190610a-39	I1922478-04,42e,,			
40	12190610a-40	wg1246270-1,42e,,			
41	12190610a-41	wg1246270-2,42e,,			
42	12190610a-42	wg1246270-3,42e,,			

Dep.: PCB
Inst: Pest_12
Date: **06/10/19**
Run: **a**

Method
GC: PCB

Seq: wg1246345

Vial	Data File	Sample	CCAL	notes	initials
43	12190610a-43	+1016/1260 pp9263	20% 9:05am 345-3 CW		
44	12190610a-44	I1924588-08,42e,,			
45	12190610a-45	I1924588-09,42e,,			
46	12190610a-46	I1922581-03,42e,,			
47	12190610a-47	I1922581-06,42e,,			
48	12190610a-48	I1922581-09,42e,,			
49	12190610a-49	I1922581-12,42e,,			
50	12190610a-50	wg1246138-1,42e,,			
51	12190610a-51	wg1246138-2,42e,,			
52	12190610a-52	wg1246138-3,42e,,			
53	12190610a-53	I1923865-07,42e,,			
54	12190610a-54	I1923865-12,42e,,			
55	12190610a-55	I1923865-13,42e,,			
56	12190610a-56	I1923865-14,42e,,			
57	12190610a-57	I1923926-07,42e,,			

ALPHA ANALYTICAL LABORATORIES, INC.

Alpha WORK GROUP REPORT (wk02)

Jun 10 2019, 10:55 am

Work Group: WG1246013 for Department: 2 Organic Preparation

Created: 07-JUN-19 Due: Operator: SD

Sample	Client ID	C	Product	Matrix	Stat	UA	HOLD	DUE	PR	Location
L1923971-02	B2 36-38 060519	S	NYTCL-8082	SOIL	DONE	U	0619	0610	1A	Glass-A.25
L1923971-03	B3 36-38 060519	S	NYTCL-8082	SOIL	DONE	U	0619	0610	1A	Glass-A.25
L1923971-04	B4 36-38 060519	S	NYTCL-8082	SOIL	DONE	U	0619	0610	1A	Glass-A.25
L1923971-05	B5 36-38 060519	S	NYTCL-8082	SOIL	DONE	U	0619	0610	1A	Glass-A.25
L1923971-06	B6 36-38 060519	S	NYTCL-8082	SOIL	DONE	U	0619	0610	1A	Glass-A.25
L1923971-07	B7 36-38 060519	S	NYTCL-8082	SOIL	DONE	U	0619	0610	1A	Glass-A.25
L1923971-09	B9 36-38 060519	S	NYTCL-8082	SOIL	DONE	U	0619	0610	1A	Glass-A.25
L1923971-12	B12 24-26 060519	S	NYTCL-8082	SOIL	DONE	U	0619	0610	1A	Glass-A.25
L1923971-17	DUPE 3	S	NYTCL-8082	SOIL	DONE	U	0619	0610	1A	Glass-A.25
L1924113-13	WC-Q	S	NYTCL-8082	SOIL	DONE	U	0620	0613	S0	Glass-A.25
L1924113-14	WC-R	S	NYTCL-8082	SOIL	DONE	U	0620	0613	S0	Glass-A.25
L1924113-15	WC-S	S	NYTCL-8082	SOIL	DONE	U	0620	0613	S0	Glass-A.25
L1924113-16	WC-T	S	NYTCL-8082	SOIL	DONE	U	0620	0613	S0	Glass-A.25
L1924113-17	WC-U	S	NYTCL-8082	SOIL	DONE	U	0620	0613	S0	Glass-A.25
L1924113-18	WC-V	S	NYTCL-8082	SOIL	DONE	U	0620	0613	S0	Glass-A.25
L1924113-19	WC-W	S	NYTCL-8082	SOIL	DONE	U	0620	0613	S0	Glass-A.25
L1924113-20	WC-X	S	NYTCL-8082	SOIL	DONE	U	0620	0613	S0	Glass-A.25
L1924113-21	WC-Y	S	NYTCL-8082	SOIL	DONE	U	0620	0613	S0	Glass-A.25
L1924113-22	WC-Z	S	NYTCL-8082	SOIL	DONE	U	0620	0613	S0	Glass-A.25
L1924113-23	WC-Z_1	S	NYTCL-8082	SOIL	DONE	U	0620	0613	S0	Glass-A.25
WG1246013-1	Laboratory Method Bl	S	NYTCL-8082	SOIL	DONE	U				
WG1246013-2	Laboratory Control S	S	NYTCL-8082	SOIL	DONE	U				
WG1246013-3	LCS Duplicate	S	NYTCL-8082	SOIL	DONE	U				

Comments:

WG1246013-3 WG1246013-2

ORGANIC ELN REPORT

Workgroup: **WG1246013**

Prep Method: EPA 3546
Solvent Type: 1:1 Hexane/Aceton **Lot #:** HA060519
Surrogate Type: Pesticide/PCB **Lot #:** PP9244
Spike Type: PCB **Lot #:** PP9240
Spike Verify by: SD
Lims Spikelot: PEST_5452

Additional Reagents/Stds

Na2SO4	0000216870

Conc.Method: S-EVAP/N-EVAP
Solvent Type: Hexane
Lot #: DW 360

Additional Reagents/Stds

Cleanup 1

Cleanup Method 1: EPA 3665A
Cleanup Method 2:
Solvent Type: Hexane **Lot #:** DW360

Additional Reagents/Stds

H2SO4	2019040200

Cleanup 2

Cleanup Method 1: EPA 3660B
Cleanup Method 2:
Solvent Type: Hexane **Lot #:** DW360

Additional Reagents/Stds

Copper	910140-BI

Cleanup 3

Cleanup Method 1:
Solvent Type: **Lot #:**

Additional Reagents/Stds

Cleanup 4

Cleanup Method 1:
Solvent Type: **Lot #:**

Additional Reagents/Stds

Sample/ Type	Extraction: Extract Date	Analyst	Sample Weight g	Balance Id	Surr Amt ml	Spike Amt ml	Extract Unit Id	Stop Date/Time	Concentration: Conc Date	Analyst	Final Vol ml	Conc Unit
L1923971-02 SAMP	06/07/19 21:35	Samy Dakkash	15.28	41	.25		MW5	NA	06/08/19 02:19	Daniel Duodu	5	E&A#2
L1923971-03 SAMP	06/07/19 21:35	Samy Dakkash	15.61	41	.25		MW5	NA	06/08/19 02:19	Daniel Duodu	5	E&A#2
L1923971-04 SAMP	06/07/19 21:35	Samy Dakkash	15.64	41	.25		MW5	NA	06/08/19 02:19	Daniel Duodu	5	E&A#2
L1923971-05 SAMP	06/07/19 21:35	Samy Dakkash	15.38	41	.25		MW5	NA	06/08/19 02:19	Daniel Duodu	5	E&A#2
L1923971-06 SAMP	06/07/19 21:35	Samy Dakkash	15.62	41	.25		MW5	NA	06/08/19 02:19	Daniel Duodu	5	E&A#2

Reported: 10-JUN-19 10:55 AM

ORGANIC ELN REPORT

Workgroup: WG1246013

Sample/ Type	Extraction								Concentration			
	Extract Date	Analyst	Sample Weight g	Balance Id	Surr Amt ml	Spike Amt ml	Extract Unit Id	Stop Date/Time	Conc Date	Analyst	Final Vol ml	Conc Unit
L1923971-07 SAMP	06/07/19 21:35	Samy Dakkash	15.71	41	.25		MW5	NA	06/08/19 02:19	Daniel Duodu	5	E&A#2
L1923971-09 SAMP	06/07/19 21:35	Samy Dakkash	15.25	41	.25		MW5	NA	06/08/19 02:19	Daniel Duodu	5	E&A#2
L1923971-12 SAMP	06/07/19 21:35	Samy Dakkash	15.89	41	.25		MW5	NA	06/08/19 02:19	Daniel Duodu	5	E&A#2
L1923971-17 SAMP	06/07/19 21:35	Samy Dakkash	15.84	41	.25		MW5	NA	06/08/19 02:19	Daniel Duodu	5	E&A#2
L1924113-13 SOIL	06/07/19 22:35	Charles Awuah	15.52	42	.25		MW5	NA	06/09/19 21:40	Frimpong Agyen	5	S-EVAPS C&F,N #1
L1924113-14 SOIL	06/07/19 22:35	Charles Awuah	15.15	42	.25		MW5	NA	06/09/19 21:40	Frimpong Agyen	5	S-EVAPS C&F,N #1
L1924113-15 SOIL	06/07/19 22:35	Charles Awuah	15.41	42	.25		MW5	NA	06/09/19 21:40	Frimpong Agyen	5	S-EVAPS C&F,N #1
L1924113-16 SOIL	06/07/19 22:35	Charles Awuah	15.36	42	.25		MW5	NA	06/09/19 21:40	Frimpong Agyen	5	S-EVAPS C&F,N #1
L1924113-17 SOIL	06/07/19 22:35	Charles Awuah	15.45	42	.25		MW5	NA	06/09/19 21:40	Frimpong Agyen	5	S-EVAPS C&F,N #1
L1924113-18 SOIL	06/07/19 22:35	Charles Awuah	15.85	42	.25		MW5	NA	06/09/19 21:40	Frimpong Agyen	5	S-EVAPS C&F,N #1

Reported: 10-JUN-19 10:55 AM

ORGANIC ELN REPORT

Workgroup: WG1246013

Sample/ Type	Extraction								Concentration			
	Extract Date	Analyst	Sample Weight g	Balance Id	Surr Amt ml	Spike Amt ml	Extract Unit Id	Stop Date/Time	Conc Date	Analyst	Final Vol ml	Conc Unit
L1924113-19 SOIL	06/07/19 22:35	Charles Awuah	15.43	42	.25		MW5	NA	06/09/19 21:40	Frimpong Agyen	5	S-EVAPS C&F,N #1
L1924113-20 SOIL	06/07/19 22:35	Charles Awuah	15.18	42	.25		MW5	NA	06/09/19 21:40	Frimpong Agyen	5	S-EVAPS C&F,N #1
L1924113-21 SOIL	06/07/19 22:35	Charles Awuah	15.74	42	.25		MW5	NA	06/09/19 21:40	Frimpong Agyen	5	S-EVAPS C&F,N #1
L1924113-22 SOIL	06/07/19 22:35	Charles Awuah	15.22	42	.25		MW5	NA	06/09/19 21:40	Frimpong Agyen	5	S-EVAPS C&F,N #1
L1924113-23 SOIL	06/07/19 22:35	Charles Awuah	15.05	42	.25		MW5	NA	06/09/19 21:40	Frimpong Agyen	5	S-EVAPS C&F,N #1
WG1246013-1 BLANK	06/07/19 21:35	Samy Dakkash	15.24	41	.25		MW5	NA	06/08/19 02:19	Daniel Duodu	5	E&A#2
WG1246013-2 LCS	06/07/19 21:35	Samy Dakkash	15.58	41	.25	.25	MW5	NA	06/08/19 02:19	Daniel Duodu	5	E&A#2
WG1246013-3 LCSD	06/07/19 21:35	Samy Dakkash	15.15	41	.25	.25	MW5	NA	06/08/19 02:19	Daniel Duodu	5	E&A#2

Reported: 10-JUN-19 10:55 AM

ORGANIC ELN REPORT

Workgroup: WG1246013

Sample/ Type	Cleanup 1 Cleanup Date	Analyst	Pest Aliquot **ml**	Pest Final **ml**	Cleanup 2 Cleanup Date	Analyst
L1923971-02 SAMP	06/08/19 07:18	Khanh Hyunh	5	1	06/08/19 10:47	Khanh Hyunh
L1923971-03 SAMP	06/08/19 07:18	Khanh Hyunh	5	1	06/08/19 10:47	Khanh Hyunh
L1923971-04 SAMP	06/08/19 07:18	Khanh Hyunh	5	1	06/08/19 10:47	Khanh Hyunh
L1923971-05 SAMP	06/08/19 07:18	Khanh Hyunh	5	1	06/08/19 10:47	Khanh Hyunh
L1923971-06 SAMP	06/08/19 07:18	Khanh Hyunh	5	1	06/08/19 10:47	Khanh Hyunh
L1923971-07 SAMP	06/08/19 07:18	Khanh Hyunh	5	1	06/08/19 10:47	Khanh Hyunh
L1923971-09 SAMP	06/08/19 07:18	Khanh Hyunh	5	1	06/08/19 10:47	Khanh Hyunh
L1923971-12 SAMP	06/08/19 07:18	Khanh Hyunh	5	1	06/08/19 10:47	Khanh Hyunh
L1923971-17 SAMP	06/08/19 07:18	Khanh Hyunh	5	1	06/08/19 10:47	Khanh Hyunh
L1924113-13 SOIL	06/09/19 22:51	Tyler Demello	5	1	06/10/19 05:37	Isaac Bamfo
L1924113-14 SOIL	06/09/19 22:51	Tyler Demello	5	1	06/10/19 05:37	Isaac Bamfo

Reported: 10-JUN-19 10:55 AM

ORGANIC ELN REPORT

Workgroup: WG1246013

Sample/ Type	Cleanup 1 Cleanup Date	Analyst	Pest Aliquot ml	Pest Final ml	Cleanup 2 Cleanup Date	Analyst
L1924113-15 SOIL	06/09/19 22:51	Tyler Demello	5	1	06/10/19 05:37	Isaac Bamfo
L1924113-16 SOIL	06/09/19 22:51	Tyler Demello	5	1	06/10/19 05:37	Isaac Bamfo
L1924113-17 SOIL	06/09/19 22:51	Tyler Demello	5	1	06/10/19 05:37	Isaac Bamfo
L1924113-18 SOIL	06/09/19 22:51	Tyler Demello	5	1	06/10/19 05:37	Isaac Bamfo
L1924113-19 SOIL	06/09/19 22:51	Tyler Demello	5	1	06/10/19 05:37	Isaac Bamfo
L1924113-20 SOIL	06/09/19 22:51	Tyler Demello	5	1	06/10/19 05:37	Isaac Bamfo
L1924113-21 SOIL	06/09/19 22:51	Tyler Demello	5	1	06/10/19 05:37	Isaac Bamfo
L1924113-22 SOIL	06/09/19 22:51	Tyler Demello	5	1	06/10/19 05:37	Isaac Bamfo
L1924113-23 SOIL	06/09/19 22:51	Tyler Demello	5	1	06/10/19 05:37	Isaac Bamfo
WG1246013-1 BLANK	06/08/19 07:19	Khanh Hyunh	5	1	06/08/19 10:47	Khanh Hyunh
WG1246013-2 LCS	06/08/19 07:18	Khanh Hyunh	5	1	06/08/19 10:47	Khanh Hyunh

Reported: 10-JUN-19 10:55 AM

ORGANIC ELN REPORT

Workgroup: WG1246013

Sample/ Type	Cleanup 1				Cleanup 2	
	Cleanup Date	Analyst	Pest Aliquot **ml**	Pest Final **ml**	Cleanup Date	Analyst
WG1246013-3 LCSD	06/08/19 07:18	Khanh Hyunh	5	1	06/08/19 10:47	Khanh Hyunh

Reported: 10-JUN-19 10:55 AM

Wet Chemistry

Total Solids / Percent Moisture Analysis

Results

Form 1
WETCHEM

Client	: Barton & Loguidice, P.C	Lab Number	: L1923971
Project Name	: AMPHENOL SUB SLAB SOILS	Project Number	: 1153.010.001
Lab ID	: L1923971-02	Date Collected	: 06/05/19 11:02
Client ID	: B2 36-38 060519	Date Received	: 06/05/19
Sample Location	: SIDNEY, NY	Date Analyzed	: 06/07/19 19:00
Sample Matrix	: SOIL	Dilution Factor	: 1
Analytical Method	: 121,2540G	Analyst	: YA
Lab File ID	: WG1245985.pdf	Instrument ID	: BALANCE#47
Sample Amount	:	%Solids	: 95
Digestion Method	:	Date Digested	:

		%			
CAS NO.	Parameter	Results	RL	MDL	Qualifier
NONE	Solids, Total	94.7	0.100	NA	

Form 1
WETCHEM

Client	: Barton & Loguidice, P.C	Lab Number	: L1923971
Project Name	: AMPHENOL SUB SLAB SOILS	Project Number	: 1153.010.001
Lab ID	: L1923971-03	Date Collected	: 06/05/19 11:12
Client ID	: B3 36-38 060519	Date Received	: 06/05/19
Sample Location	: SIDNEY, NY	Date Analyzed	: 06/07/19 19:00
Sample Matrix	: SOIL	Dilution Factor	: 1
Analytical Method	: 121,2540G	Analyst	: YA
Lab File ID	: WG1245985.pdf	Instrument ID	: BALANCE#47
Sample Amount	:	%Solids	: 92
Digestion Method	:	Date Digested	:

		%			
CAS NO.	Parameter	Results	RL	MDL	Qualifier
NONE	Solids, Total	92.4	0.100	NA	

Form 1
WETCHEM

Client	: Barton & Loguidice, P.C	Lab Number	: L1923971
Project Name	: AMPHENOL SUB SLAB SOILS	Project Number	: 1153.010.001
Lab ID	: L1923971-04	Date Collected	: 06/05/19 11:22
Client ID	: B4 36-38 060519	Date Received	: 06/05/19
Sample Location	: SIDNEY, NY	Date Analyzed	: 06/07/19 19:00
Sample Matrix	: SOIL	Dilution Factor	: 1
Analytical Method	: 121,2540G	Analyst	: YA
Lab File ID	: WG1245985.pdf	Instrument ID	: BALANCE#47
Sample Amount	:	%Solids	: 92
Digestion Method	:	Date Digested	:

		%			
CAS NO.	Parameter	Results	RL	MDL	Qualifier
NONE	Solids, Total	92.4	0.100	NA	

Form 1
WETCHEM

Client	: Barton & Loguidice, P.C	Lab Number	: L1923971
Project Name	: AMPHENOL SUB SLAB SOILS	Project Number	: 1153.010.001
Lab ID	: L1923971-05	Date Collected	: 06/05/19 11:31
Client ID	: B5 36-38 060519	Date Received	: 06/05/19
Sample Location	: SIDNEY, NY	Date Analyzed	: 06/07/19 19:00
Sample Matrix	: SOIL	Dilution Factor	: 1
Analytical Method	: 121,2540G	Analyst	: YA
Lab File ID	: WG1245985.pdf	Instrument ID	: BALANCE#47
Sample Amount	:	%Solids	: 91
Digestion Method	:	Date Digested	:

		%			
CAS NO.	Parameter	Results	RL	MDL	Qualifier
NONE	Solids, Total	91.2	0.100	NA	

Form 1
WETCHEM

Client	: Barton & Loguidice, P.C	Lab Number	: L1923971
Project Name	: AMPHENOL SUB SLAB SOILS	Project Number	: 1153.010.001
Lab ID	: L1923971-06	Date Collected	: 06/05/19 11:41
Client ID	: B6 36-38 060519	Date Received	: 06/05/19
Sample Location	: SIDNEY, NY	Date Analyzed	: 06/07/19 19:00
Sample Matrix	: SOIL	Dilution Factor	: 1
Analytical Method	: 121,2540G	Analyst	: YA
Lab File ID	: WG1245985.pdf	Instrument ID	: BALANCE#47
Sample Amount	:	%Solids	: 92
Digestion Method	:	Date Digested	:

		%			
CAS NO.	Parameter	Results	RL	MDL	Qualifier
NONE	Solids, Total	91.7	0.100	NA	

Form 1
WETCHEM

Client	: Barton & Loguidice, P.C	Lab Number	: L1923971
Project Name	: AMPHENOL SUB SLAB SOILS	Project Number	: 1153.010.001
Lab ID	: L1923971-07	Date Collected	: 06/05/19 11:56
Client ID	: B7 36-38 060519	Date Received	: 06/05/19
Sample Location	: SIDNEY, NY	Date Analyzed	: 06/07/19 19:00
Sample Matrix	: SOIL	Dilution Factor	: 1
Analytical Method	: 121,2540G	Analyst	: YA
Lab File ID	: WG1245985.pdf	Instrument ID	: BALANCE#47
Sample Amount	:	%Solids	: 90
Digestion Method	:	Date Digested	:

		%			
CAS NO.	Parameter	Results	RL	MDL	Qualifier
NONE	Solids, Total	89.8	0.100	NA	

Form 1
WETCHEM

Client	: Barton & Loguidice, P.C	Lab Number	: L1923971
Project Name	: AMPHENOL SUB SLAB SOILS	Project Number	: 1153.010.001
Lab ID	: L1923971-09	Date Collected	: 06/05/19 12:24
Client ID	: B9 36-38 060519	Date Received	: 06/05/19
Sample Location	: SIDNEY, NY	Date Analyzed	: 06/07/19 19:00
Sample Matrix	: SOIL	Dilution Factor	: 1
Analytical Method	: 121,2540G	Analyst	: YA
Lab File ID	: WG1245985.pdf	Instrument ID	: BALANCE#47
Sample Amount	:	%Solids	: 77
Digestion Method	:	Date Digested	:

		%			
CAS NO.	Parameter	Results	RL	MDL	Qualifier
NONE	Solids, Total	77.4	0.100	NA	

Form 1
WETCHEM

Client	: Barton & Loguidice, P.C	Lab Number	: L1923971
Project Name	: AMPHENOL SUB SLAB SOILS	Project Number	: 1153.010.001
Lab ID	: L1923971-12	Date Collected	: 06/05/19 13:17
Client ID	: B12 24-26 060519	Date Received	: 06/05/19
Sample Location	: SIDNEY, NY	Date Analyzed	: 06/07/19 19:00
Sample Matrix	: SOIL	Dilution Factor	: 1
Analytical Method	: 121,2540G	Analyst	: YA
Lab File ID	: WG1245985.pdf	Instrument ID	: BALANCE#47
Sample Amount	:	%Solids	: 79
Digestion Method	:	Date Digested	:

		%			
CAS NO.	Parameter	Results	RL	MDL	Qualifier
NONE	Solids, Total	78.5	0.100	NA	

Form 1
WETCHEM

Client	: Barton & Loguidice, P.C	Lab Number	: L1923971
Project Name	: AMPHENOL SUB SLAB SOILS	Project Number	: 1153.010.001
Lab ID	: L1923971-17	Date Collected	: 06/05/19 00:00
Client ID	: DUPE 3	Date Received	: 06/05/19
Sample Location	: SIDNEY, NY	Date Analyzed	: 06/07/19 19:00
Sample Matrix	: SOIL	Dilution Factor	: 1
Analytical Method	: 121,2540G	Analyst	: YA
Lab File ID	: WG1245985.pdf	Instrument ID	: BALANCE#47
Sample Amount	:	%Solids	: 95
Digestion Method	:	Date Digested	:

		%			
CAS NO.	Parameter	Results	RL	MDL	Qualifier
NONE	Solids, Total	94.6	0.100	NA	

Form 1
WETCHEM

Client	: Barton & Loguidice, P.C	Lab Number	: L1923971
Project Name	: AMPHENOL SUB SLAB SOILS	Project Number	: 1153.010.001
Lab ID	: WG1245985-1	Date Collected	: 06/05/19 11:02
Client ID	: B2 36-38 060519DUP	Date Received	: 06/05/19
Sample Location	:	Date Analyzed	: 06/07/19 19:00
Sample Matrix	: SOIL	Dilution Factor	: 1
Analytical Method	: 121,2540G	Analyst	: YA
Lab File ID	: WG1245985.pdf	Instrument ID	: BALANCE#47
Sample Amount	:	%Solids	: 95
Digestion Method	:	Date Digested	:

		%			
CAS NO.	Parameter	Results	RL	MDL	Qualifier
NONE	Solids, Total	94.8	0.100	NA	

Sample Raw Data

Wet Chemistry Gravimetric ELN

Printed: JUN-08-19 10:41:03

WorkGroup	WG1245985	**Temp In (C)**	105	**Temp In (C)**		**Temp In (C)**		**Temp In (C)**	
Title	Solids, Total	**Temp Out (C)**	105	**Temp Out (C)**		**Temp Out (C)**		**Temp Out (C)**	
Method	SM2540G	**Time In**	07-JUN-19 19:07	**Time In**		**Time In**		**Time In**	
Instrument	BALANCE#47	**Time Out**	08-JUN-19 06:45	**Time Out**		**Time Out**		**Time Out**	

Sample #	Analysis Date	Analyst	Tare Weight (gm)	Gross Weight (gm)	Net Weight (1) (gm)	Net Weight (2) (gm)	Net Weight (3) (gm)	Net Weight (4) (gm)	Result %	Comment
L1923971-02	07-JUN-19 19:00	YAW ATTOBRAH	1.13	9.4	8.96				94.68	
L1923971-03	07-JUN-19 19:00	YAW ATTOBRAH	1.14	8.68	8.11				92.44	
L1923971-04	07-JUN-19 19:00	YAW ATTOBRAH	1.17	9.9	9.24				92.44	
L1923971-05	07-JUN-19 19:00	YAW ATTOBRAH	1.15	9.18	8.47				91.16	
L1923971-06	07-JUN-19 19:00	YAW ATTOBRAH	1.14	10.66	9.87				91.70	
L1923971-07	07-JUN-19 19:00	YAW ATTOBRAH	1.14	11.13	10.11				89.79	
L1923971-09	07-JUN-19 19:00	YAW ATTOBRAH	1.14	11.12	8.87				77.45	
L1923971-12	07-JUN-19 19:00	YAW ATTOBRAH	1.15	11.1	8.96				78.49	
L1923971-17	07-JUN-19 19:00	YAW ATTOBRAH	1.13	10.12	9.63				94.55	
L1924082-19	07-JUN-19 19:00	YAW ATTOBRAH	1.14	10.52	9.7				91.26	
L1924293-01	07-JUN-19 19:00	YAW ATTOBRAH	1.17	10.61	9.57				88.98	
L1924293-02	07-JUN-19 19:00	YAW ATTOBRAH	1.14	9.24	8.05				85.31	
WG1245985-1	07-JUN-19 19:00	YAW ATTOBRAH	1.13	9.72	9.27				94.76	

Quality Control

Form 6
Lab Duplicates

Client	: Barton & Loguidice, P.C	Lab Number	: L1923971
Project Name	: AMPHENOL SUB SLAB SOILS	Project Number	: 1153.010.001
Client Sample ID	: B2 36-38 060519	Matrix	: SOIL
Lab Sample ID	: L1923971-02	Analysis Date	: 06/07/19 19:00
Dup Sample ID	: WG1245985-1	DUP Analysis Date	: 06/07/19 19:00

Parameter	Sample Concentration (%)	Duplicate Concentration (%)	RPD	RPD Limit
Solids, Total	94.7	94.8	0	20

ANALYTICAL REPORT

Lab Number:	L1925326
Client:	Barton & Loguidice, P.C 443 Electronics Parkway Liverpool, NY 13088
ATTN:	Bryce Dingman
Phone:	(518) 218-1801
Project Name:	AMPHENOL SUB SLAB SOIL
Project Number:	1153.010.001
Report Date:	06/14/19

The original project report/data package is held by Alpha Analytical. This report/data package is paginated and should be reproduced only in its entirety. Alpha Analytical holds no responsibility for results and/or data that are not consistent with the original.

Certifications & Approvals: MA (M-MA086), NH NELAP (2064), CT (PH-0574), IL (200077), ME (MA00086), MD (348), NJ (MA935), NY (11148), NC (25700/666), PA (68-03671), RI (LAO00065), TX (T104704476), VT (VT-0935), VA (460195), USDA (Permit #P330-17-00196).

Eight Walkup Drive, Westborough, MA 01581-1019
508-898-9220 (Fax) 508-898-9193 800-624-9220 - www.alphalab.com

Project Name: AMPHENOL SUB SLAB SOIL
Project Number: 1153.010.001

Lab Number: L1925326
Report Date: 06/14/19

Alpha Sample ID	Client ID	Matrix	Sample Location	Collection Date/Time	Receive Date
L1925326-01	B2 60-62 041219	SOIL	SIDNEY, NY	06/12/19 11:10	06/12/19
L1925326-02	B3 60-62 041219	SOIL	SIDNEY, NY	06/12/19 11:12	06/12/19
L1925326-03	B4 60-62 041219	SOIL	SIDNEY, NY	06/12/19 11:14	06/12/19
L1925326-04	B7 60-62 041219	SOIL	SIDNEY, NY	06/12/19 11:16	06/12/19

Project Name:	AMPHENOL SUB SLAB SOIL	**Lab Number:**	L1925326
Project Number:	1153.010.001	**Report Date:**	06/14/19

Case Narrative

The samples were received in accordance with the Chain of Custody and no significant deviations were encountered during the preparation or analysis unless otherwise noted. Sample Receipt, Container Information, and the Chain of Custody are located at the back of the report.

Results contained within this report relate only to the samples submitted under this Alpha Lab Number and meet NELAP requirements for all NELAP accredited parameters unless otherwise noted in the following narrative. The data presented in this report is organized by parameter (i.e. VOC, SVOC, etc.). Sample specific Quality Control data (i.e. Surrogate Spike Recovery) is reported at the end of the target analyte list for each individual sample, followed by the Laboratory Batch Quality Control at the end of each parameter. Tentatively Identified Compounds (TICs), if requested, are reported for compounds identified to be present and are not part of the method/program Target Compound List, even if only a subset of the TCL are being reported. If a sample was re-analyzed or re-extracted due to a required quality control corrective action and if both sets of data are reported, the Laboratory ID of the re-analysis or re-extraction is designated with an "R" or "RE", respectively.

When multiple Batch Quality Control elements are reported (e.g. more than one LCS), the associated samples for each element are noted in the grey shaded header line of each data table. Any Laboratory Batch, Sample Specific % recovery or RPD value that is outside the listed Acceptance Criteria is bolded in the report. In reference to questions H (CAM) or 4 (RCP) when "NO" is checked, the performance criteria for CAM and RCP methods allow for some quality control failures to occur and still be within method compliance. In these instances, the specific failure is not narrated but noted in the associated QC Outlier Summary Report, located directly after the Case Narrative. QC information is also incorporated in the Data Usability Assessment table (Format 11) of our Data Merger tool, where it can be reviewed in conjunction with the sample result, associated regulatory criteria and any associated data usability implications.

Soil/sediments, solids and tissues are reported on a dry weight basis unless otherwise noted. Definitions of all data qualifiers and acronyms used in this report are provided in the Glossary located at the back of the report.

HOLD POLICY - For samples submitted on hold, Alpha's policy is to hold samples (with the exception of Air canisters) free of charge for 21 calendar days from the date the project is completed. After 21 calendar days, we will dispose of all samples submitted including those put on hold unless you have contacted your Alpha Project Manager and made arrangements for Alpha to continue to hold the samples. Air canisters will be disposed after 3 business days from the date the project is completed.

Please contact Project Management at 800-624-9220 with any questions.

Project Name:	AMPHENOL SUB SLAB SOIL	**Lab Number:**	L1925326
Project Number:	1153.010.001	**Report Date:**	06/14/19

Case Narrative (continued)

Report Submission

All non-detect (ND) or estimated concentrations (J-qualified) have been quantitated to the limit noted in the MDL column.

PCBs

L1925326-01, -02, and -04 contains peaks which match the retention times for Aroclor 1242, but do not match the area ratios typical for this aroclor. The result for Aroclor 1242 is reported as "altered".

L1925326-01, -02, -03, and -04: The surrogate recoveries are below the acceptance criteria for 2,4,5,6-tetrachloro-m-xylene (0%) and decachlorobiphenyl (0%) due to the dilution required to quantitate the sample. Re-extraction was not required; therefore, the results of the original analysis are reported.

I, the undersigned, attest under the pains and penalties of perjury that, to the best of my knowledge and belief and based upon my personal inquiry of those responsible for providing the information contained in this analytical report, such information is accurate and complete. This certificate of analysis is not complete unless this page accompanies any and all pages of this report.

Authorized Signature: Lisa Westerlind

Title: Technical Director/Representative

Date: 06/14/19

ORGANICS

PCBS

Project Name: AMPHENOL SUB SLAB SOIL **Lab Number:** L1925326

Project Number: 1153.010.001 **Report Date:** 06/14/19

SAMPLE RESULTS

Lab ID:	L1925326-01	D	Date Collected:	06/12/19 11:10
Client ID:	B2 60-62 041219		Date Received:	06/12/19
Sample Location:	SIDNEY, NY		Field Prep:	Not Specified
Sample Depth:				
Matrix:	Soil		Extraction Method:	EPA 3546
Analytical Method:	1,8082A		Extraction Date:	06/13/19 02:26
Analytical Date:	06/14/19 02:16		Cleanup Method:	EPA 3665A
Analyst:	HT		Cleanup Date:	06/13/19
Percent Solids:	57%		Cleanup Method:	EPA 3660B
			Cleanup Date:	06/13/19

Parameter	Result	Qualifier	Units	RL	MDL	Dilution Factor	Column
Polychlorinated Biphenyls by GC - Westborough Lab							
Aroclor 1016	ND		ug/kg	3360000	298000	20000	A
Aroclor 1221	ND		ug/kg	3360000	336000	20000	A
Aroclor 1232	ND		ug/kg	3360000	711000	20000	A
Aroclor 1242	26500000		ug/kg	3360000	452000	20000	B
Aroclor 1248	ND		ug/kg	3360000	503000	20000	A
Aroclor 1254	ND		ug/kg	3360000	367000	20000	A
Aroclor 1260	ND		ug/kg	3360000	620000	20000	A
Aroclor 1262	ND		ug/kg	3360000	426000	20000	A
Aroclor 1268	ND		ug/kg	3360000	348000	20000	A
PCBs, Total	26500000		ug/kg	3360000	298000	20000	B

Surrogate	% Recovery	Qualifier	Acceptance Criteria	Column
2,4,5,6-Tetrachloro-m-xylene	**0**	Q	30-150	A
Decachlorobiphenyl	**0**	Q	30-150	A
2,4,5,6-Tetrachloro-m-xylene	**0**	Q	30-150	B
Decachlorobiphenyl	**0**	Q	30-150	B

Project Name: AMPHENOL SUB SLAB SOIL **Lab Number:** L1925326

Project Number: 1153.010.001 **Report Date:** 06/14/19

SAMPLE RESULTS

Lab ID: L1925326-02 D
Client ID: B3 60-62 041219
Sample Location: SIDNEY, NY

Sample Depth:
Matrix: Soil
Analytical Method: 1,8082A
Analytical Date: 06/14/19 01:04
Analyst: WR
Percent Solids: 54%

Date Collected: 06/12/19 11:12
Date Received: 06/12/19
Field Prep: Not Specified

Extraction Method: EPA 3546
Extraction Date: 06/13/19 02:26
Cleanup Method: EPA 3665A
Cleanup Date: 06/13/19
Cleanup Method: EPA 3660B
Cleanup Date: 06/13/19

Parameter	Result	Qualifier	Units	RL	MDL	Dilution Factor	Column
Polychlorinated Biphenyls by GC - Westborough Lab							
Aroclor 1016	ND		ug/kg	82700	7340	500	A
Aroclor 1221	ND		ug/kg	82700	8280	500	A
Aroclor 1232	ND		ug/kg	82700	17500	500	A
Aroclor 1242	690000		ug/kg	82700	11100	500	B
Aroclor 1248	ND		ug/kg	82700	12400	500	A
Aroclor 1254	ND		ug/kg	82700	9040	500	A
Aroclor 1260	45800	J	ug/kg	82700	15300	500	B
Aroclor 1262	ND		ug/kg	82700	10500	500	A
Aroclor 1268	ND		ug/kg	82700	8560	500	A
PCBs, Total	736000	J	ug/kg	82700	7340	500	B

Surrogate	% Recovery	Qualifier	Acceptance Criteria	Column
2,4,5,6-Tetrachloro-m-xylene	**0**	Q	30-150	A
Decachlorobiphenyl	**0**	Q	30-150	A
2,4,5,6-Tetrachloro-m-xylene	**0**	Q	30-150	B
Decachlorobiphenyl	**0**	Q	30-150	B

Project Name: AMPHENOL SUB SLAB SOIL **Lab Number:** L1925326

Project Number: 1153.010.001 **Report Date:** 06/14/19

SAMPLE RESULTS

Lab ID:	L1925326-03	D	Date Collected:	06/12/19 11:14
Client ID:	B4 60-62 041219		Date Received:	06/12/19
Sample Location:	SIDNEY, NY		Field Prep:	Not Specified
Sample Depth:				
Matrix:	Soil		Extraction Method:	EPA 3546
Analytical Method:	1,8082A		Extraction Date:	06/13/19 02:26
Analytical Date:	06/14/19 02:28		Cleanup Method:	EPA 3665A
Analyst:	HT		Cleanup Date:	06/13/19
Percent Solids:	54%		Cleanup Method:	EPA 3660B
			Cleanup Date:	06/13/19

Parameter	Result	Qualifier	Units	RL	MDL	Dilution Factor	Column
Polychlorinated Biphenyls by GC - Westborough Lab							
Aroclor 1016	ND		ug/kg	3540000	314000	20000	A
Aroclor 1221	ND		ug/kg	3540000	355000	20000	A
Aroclor 1232	ND		ug/kg	3540000	751000	20000	A
Aroclor 1242	ND		ug/kg	3540000	477000	20000	A
Aroclor 1248	43300000		ug/kg	3540000	531000	20000	B
Aroclor 1254	ND		ug/kg	3540000	387000	20000	A
Aroclor 1260	ND		ug/kg	3540000	654000	20000	A
Aroclor 1262	ND		ug/kg	3540000	450000	20000	A
Aroclor 1268	ND		ug/kg	3540000	367000	20000	A
PCBs, Total	43300000		ug/kg	3540000	314000	20000	B

Surrogate	% Recovery	Qualifier	Acceptance Criteria	Column
2,4,5,6-Tetrachloro-m-xylene	**0**	Q	30-150	A
Decachlorobiphenyl	**0**	Q	30-150	A
2,4,5,6-Tetrachloro-m-xylene	**0**	Q	30-150	B
Decachlorobiphenyl	**0**	Q	30-150	B

Project Name: AMPHENOL SUB SLAB SOIL **Lab Number:** L1925326

Project Number: 1153.010.001 **Report Date:** 06/14/19

SAMPLE RESULTS

Lab ID: L1925326-04 D
Client ID: B7 60-62 041219
Sample Location: SIDNEY, NY

Sample Depth:
Matrix: Soil
Analytical Method: 1,8082A
Analytical Date: 06/14/19 01:17
Analyst: WR
Percent Solids: 78%

Date Collected: 06/12/19 11:16
Date Received: 06/12/19
Field Prep: Not Specified

Extraction Method: EPA 3546
Extraction Date: 06/13/19 02:26
Cleanup Method: EPA 3665A
Cleanup Date: 06/13/19
Cleanup Method: EPA 3660B
Cleanup Date: 06/13/19

Parameter	Result	Qualifier	Units	RL	MDL	Dilution Factor	Column
Polychlorinated Biphenyls by GC - Westborough Lab							
Aroclor 1016	ND		ug/kg	59700	5300	500	A
Aroclor 1221	ND		ug/kg	59700	5980	500	A
Aroclor 1232	ND		ug/kg	59700	12700	500	A
Aroclor 1242	357000		ug/kg	59700	8050	500	B
Aroclor 1248	ND		ug/kg	59700	8960	500	A
Aroclor 1254	ND		ug/kg	59700	6540	500	A
Aroclor 1260	28500	J	ug/kg	59700	11000	500	B
Aroclor 1262	ND		ug/kg	59700	7590	500	A
Aroclor 1268	ND		ug/kg	59700	6190	500	A
PCBs, Total	386000	J	ug/kg	59700	5300	500	B

Surrogate	% Recovery	Qualifier	Acceptance Criteria	Column
2,4,5,6-Tetrachloro-m-xylene	**0**	Q	30-150	A
Decachlorobiphenyl	**0**	Q	30-150	A
2,4,5,6-Tetrachloro-m-xylene	**0**	Q	30-150	B
Decachlorobiphenyl	**0**	Q	30-150	B

Project Name: AMPHENOL SUB SLAB SOIL
Project Number: 1153.010.001

Lab Number: L1925326
Report Date: 06/14/19

Method Blank Analysis
Batch Quality Control

Analytical Method: 1,8082A
Analytical Date: 06/14/19 00:00
Analyst: HT

Extraction Method: EPA 3546
Extraction Date: 06/13/19 02:26
Cleanup Method: EPA 3665A
Cleanup Date: 06/13/19
Cleanup Method: EPA 3660B
Cleanup Date: 06/13/19

Parameter	Result	Qualifier	Units	RL	MDL	Column
Polychlorinated Biphenyls by GC - Westborough Lab for sample(s): 01-04 Batch: WG1247771-1						
Aroclor 1016	ND		ug/kg	94.2	8.36	A
Aroclor 1221	ND		ug/kg	94.2	9.44	A
Aroclor 1232	ND		ug/kg	94.2	20.0	A
Aroclor 1242	ND		ug/kg	94.2	12.7	A
Aroclor 1248	ND		ug/kg	94.2	14.1	A
Aroclor 1254	ND		ug/kg	94.2	10.3	A
Aroclor 1260	ND		ug/kg	94.2	17.4	A
Aroclor 1262	ND		ug/kg	94.2	12.0	A
Aroclor 1268	ND		ug/kg	94.2	9.76	A
PCBs, Total	ND		ug/kg	94.2	8.36	A

Surrogate	%Recovery	Qualifier	Acceptance Criteria	Column
2,4,5,6-Tetrachloro-m-xylene	85		30-150	A
Decachlorobiphenyl	100		30-150	A
2,4,5,6-Tetrachloro-m-xylene	93		30-150	B
Decachlorobiphenyl	104		30-150	B

Lab Control Sample Analysis
Batch Quality Control

Project Name: AMPHENOL SUB SLAB SOIL
Project Number: 1153.010.001
Lab Number: L1925326
Report Date: 06/14/19

Parameter	LCS %Recovery	Qual	LCSD %Recovery	Qual	%Recovery Limits	RPD	Qual	RPD Limits	Column
Polychlorinated Biphenyls by GC - Westborough Lab Associated sample(s): 01-04 Batch: WG1247771-2 WG1247771-3									
Aroclor 1016	100		101		40-140	1		50	A
Aroclor 1260	99		100		40-140	1		50	A

Surrogate	LCS %Recovery	Qual	LCSD %Recovery	Qual	Acceptance Criteria	Column
2,4,5,6-Tetrachloro-m-xylene	83		85		30-150	A
Decachlorobiphenyl	95		96		30-150	A
2,4,5,6-Tetrachloro-m-xylene	90		89		30-150	B
Decachlorobiphenyl	105		103		30-150	B

INORGANICS
&
MISCELLANEOUS

Project Name: AMPHENOL SUB SLAB SOIL
Project Number: 1153.010.001

Lab Number: L1925326
Report Date: 06/14/19

SAMPLE RESULTS

Lab ID: L1925326-01
Client ID: B2 60-62 041219
Sample Location: SIDNEY, NY

Date Collected: 06/12/19 11:10
Date Received: 06/12/19
Field Prep: Not Specified

Sample Depth:
Matrix: Soil

Parameter	Result	Qualifier	Units	RL	MDL	Dilution Factor	Date Prepared	Date Analyzed	Analytical Method	Analyst
General Chemistry - Westborough Lab										
Solids, Total	57.2		%	0.100	NA	1	-	06/13/19 03:04	121,2540G	YA

Project Name: AMPHENOL SUB SLAB SOIL
Project Number: 1153.010.001

Lab Number: L1925326
Report Date: 06/14/19

SAMPLE RESULTS

Lab ID: L1925326-02
Client ID: B3 60-62 041219
Sample Location: SIDNEY, NY

Date Collected: 06/12/19 11:12
Date Received: 06/12/19
Field Prep: Not Specified

Sample Depth:
Matrix: Soil

Parameter	Result	Qualifier	Units	RL	MDL	Dilution Factor	Date Prepared	Date Analyzed	Analytical Method	Analyst
General Chemistry - Westborough Lab										
Solids, Total	54.0		%	0.100	NA	1	-	06/13/19 03:04	121,2540G	YA

Project Name: AMPHENOL SUB SLAB SOIL
Project Number: 1153.010.001

Lab Number: L1925326
Report Date: 06/14/19

SAMPLE RESULTS

Lab ID: L1925326-03
Client ID: B4 60-62 041219
Sample Location: SIDNEY, NY

Date Collected: 06/12/19 11:14
Date Received: 06/12/19
Field Prep: Not Specified

Sample Depth:
Matrix: Soil

Parameter	Result	Qualifier	Units	RL	MDL	Dilution Factor	Date Prepared	Date Analyzed	Analytical Method	Analyst
General Chemistry - Westborough Lab										
Solids, Total	54.0		%	0.100	NA	1	-	06/13/19 03:04	121,2540G	YA

Project Name: AMPHENOL SUB SLAB SOIL
Project Number: 1153.010.001

Lab Number: L1925326
Report Date: 06/14/19

SAMPLE RESULTS

Lab ID: L1925326-04
Client ID: B7 60-62 041219
Sample Location: SIDNEY, NY

Date Collected: 06/12/19 11:16
Date Received: 06/12/19
Field Prep: Not Specified

Sample Depth:
Matrix: Soil

Parameter	Result	Qualifier	Units	RL	MDL	Dilution Factor	Date Prepared	Date Analyzed	Analytical Method	Analyst
General Chemistry - Westborough Lab										
Solids, Total	77.5		%	0.100	NA	1	-	06/13/19 03:04	121,2540G	YA

Lab Duplicate Analysis

Batch Quality Control

Project Name: AMPHENOL SUB SLAB SOIL

Project Number: 1153.010.001

Lab Number: L1925326

Report Date: 06/14/19

Parameter	Native Sample	Duplicate Sample	Units	RPD	Qual	RPD Limits
General Chemistry - Westborough Lab Associated sample(s): 01-04 QC Batch ID: WG1247768-1 QC Sample: L1925369-01 Client ID: DUP Sample						
Solids, Total	93.3	93.4	%	0		20

Project Name: AMPHENOL SUB SLAB SOIL
Project Number: 1153.010.001

Lab Number: L1925326
Report Date: 06/14/19

Sample Receipt and Container Information

Were project specific reporting limits specified? YES

Cooler Information

Cooler	Custody Seal
A	Absent

Container Information

Container ID	Container Type	Cooler	Initial pH	Final pH	Temp deg C	Pres	Seal	Frozen Date/Time	Analysis(*)
L1925326-01A	Glass 60mL/2oz unpreserved	A	NA		5.0	Y	Absent		TS(7),NYTCL-8082(14)
L1925326-02A	Glass 60mL/2oz unpreserved	A	NA		5.0	Y	Absent		TS(7),NYTCL-8082(14)
L1925326-03A	Glass 60mL/2oz unpreserved	A	NA		5.0	Y	Absent		TS(7),NYTCL-8082(14)
L1925326-04A	Glass 60mL/2oz unpreserved	A	NA		5.0	Y	Absent		TS(7),NYTCL-8082(14)

*Values in parentheses indicate holding time in days

Project Name:	AMPHENOL SUB SLAB SOIL	**Lab Number:**	L1925326
Project Number:	1153.010.001	**Report Date:**	06/14/19

GLOSSARY

Acronyms

DL	- Detection Limit: This value represents the level to which target analyte concentrations are reported as estimated values, when those target analyte concentrations are quantified below the limit of quantitation (LOQ). The DL includes any adjustments from dilutions, concentrations or moisture content, where applicable. (DoD report formats only.)
EDL	- Estimated Detection Limit: This value represents the level to which target analyte concentrations are reported as estimated values, when those target analyte concentrations are quantified below the reporting limit (RL). The EDL includes any adjustments from dilutions, concentrations or moisture content, where applicable. The use of EDLs is specific to the analysis of PAHs using Solid-Phase Microextraction (SPME).
EMPC	- Estimated Maximum Possible Concentration: The concentration that results from the signal present at the retention time of an analyte when the ions meet all of the identification criteria except the ion abundance ratio criteria. An EMPC is a worst-case estimate of the concentration.
EPA	- Environmental Protection Agency.
LCS	- Laboratory Control Sample: A sample matrix, free from the analytes of interest, spiked with verified known amounts of analytes or a material containing known and verified amounts of analytes.
LCSD	- Laboratory Control Sample Duplicate: Refer to LCS.
LFB	- Laboratory Fortified Blank: A sample matrix, free from the analytes of interest, spiked with verified known amounts of analytes or a material containing known and verified amounts of analytes.
LOD	- Limit of Detection: This value represents the level to which a target analyte can reliably be detected for a specific analyte in a specific matrix by a specific method. The LOD includes any adjustments from dilutions, concentrations or moisture content, where applicable. (DoD report formats only.)
LOQ	- Limit of Quantitation: The value at which an instrument can accurately measure an analyte at a specific concentration. The LOQ includes any adjustments from dilutions, concentrations or moisture content, where applicable. (DoD report formats only.) Limit of Quantitation: The value at which an instrument can accurately measure an analyte at a specific concentration. The LOQ includes any adjustments from dilutions, concentrations or moisture content, where applicable. (DoD report formats only.)
MDL	- Method Detection Limit: This value represents the level to which target analyte concentrations are reported as estimated values, when those target analyte concentrations are quantified below the reporting limit (RL). The MDL includes any adjustments from dilutions, concentrations or moisture content, where applicable.
MS	- Matrix Spike Sample: A sample prepared by adding a known mass of target analyte to a specified amount of matrix sample for which an independent estimate of target analyte concentration is available. For Method 332.0, the spike recovery is calculated using the native concentration, including estimated values.
MSD	- Matrix Spike Sample Duplicate: Refer to MS.
NA	- Not Applicable.
NC	- Not Calculated: Term is utilized when one or more of the results utilized in the calculation are non-detect at the parameter's reporting unit.
NDPA/DPA	- N-Nitrosodiphenylamine/Diphenylamine.
NI	- Not Ignitable.
NP	- Non-Plastic: Term is utilized for the analysis of Atterberg Limits in soil.
RL	- Reporting Limit: The value at which an instrument can accurately measure an analyte at a specific concentration. The RL includes any adjustments from dilutions, concentrations or moisture content, where applicable.
RPD	- Relative Percent Difference: The results from matrix and/or matrix spike duplicates are primarily designed to assess the precision of analytical results in a given matrix and are expressed as relative percent difference (RPD). Values which are less than five times the reporting limit for any individual parameter are evaluated by utilizing the absolute difference between the values; although the RPD value will be provided in the report.
SRM	- Standard Reference Material: A reference sample of a known or certified value that is of the same or similar matrix as the associated field samples.
STLP	- Semi-dynamic Tank Leaching Procedure per EPA Method 1315.
TEF	- Toxic Equivalency Factors: The values assigned to each dioxin and furan to evaluate their toxicity relative to 2,3,7,8-TCDD.
TEQ	- Toxic Equivalent: The measure of a sample's toxicity derived by multiplying each dioxin and furan by its corresponding TEF and then summing the resulting values.
TIC	- Tentatively Identified Compound: A compound that has been identified to be present and is not part of the target compound list (TCL) for the method and/or program. All TICs are qualitatively identified and reported as estimated concentrations.

Footnotes

Report Format: DU Report with 'J' Qualifiers

Project Name:	AMPHENOL SUB SLAB SOIL	**Lab Number:**	L1925326
Project Number:	1153.010.001	**Report Date:**	06/14/19

1 - The reference for this analyte should be considered modified since this analyte is absent from the target analyte list of the original method.

Terms

Analytical Method: Both the document from which the method originates and the analytical reference method. (Example: EPA 8260B is shown as 1,8260B.) The codes for the reference method documents are provided in the References section of the Addendum.

Difference: With respect to Total Oxidizable Precursor (TOP) Assay analysis, the difference is defined as the Post-Treatment value minus the Pre-Treatment value.

Final pH: As it pertains to Sample Receipt & Container Information section of the report, Final pH reflects pH of container determined after adjustment at the laboratory, if applicable. If no adjustment required, value reflects Initial pH.

Frozen Date/Time: With respect to Volatile Organics in soil, Frozen Date/Time reflects the date/time at which associated Reagent Water-preserved vials were initially frozen. Note: If frozen date/time is beyond 48 hours from sample collection, value will be reflected in 'bold'.

Initial pH: As it pertains to Sample Receipt & Container Information section of the report, Initial pH reflects pH of container determined upon receipt, if applicable.

PFAS Total: With respect to PFAS analyses, the 'PFAS, Total (5)' result is defined as the summation of results for: PFHpA, PFHxS, PFOA, PFNA and PFOS. If a 'Total' result is requested, the results of its individual components will also be reported.

Total: With respect to Organic analyses, a 'Total' result is defined as the summation of results for individual isomers or Aroclors. If a 'Total' result is requested, the results of its individual components will also be reported. This is applicable to 'Total' results for methods 8260, 8081 and 8082.

Data Qualifiers

A - Spectra identified as "Aldol Condensation Product".

B - The analyte was detected above the reporting limit in the associated method blank. Flag only applies to associated field samples that have detectable concentrations of the analyte at less than ten times (10x) the concentration found in the blank. For MCP-related projects, flag only applies to associated field samples that have detectable concentrations of the analyte at less than ten times (10x) the concentration found in the blank. For DOD-related projects, flag only applies to associated field samples that have detectable concentrations of the analyte at less than ten times (10x) the concentration found in the blank AND the analyte was detected above one-half the reporting limit (or above the reporting limit for common lab contaminants) in the associated method blank. For NJ-Air-related projects, flag only applies to associated field samples that have detectable concentrations of the analyte above the reporting limit. For NJ-related projects (excluding Air), flag only applies to associated field samples that have detectable concentrations of the analyte, which was detected above the reporting limit in the associated method blank or above five times the reporting limit for common lab contaminants (Phthalates, Acetone, Methylene Chloride, 2-Butanone).

C - Co-elution: The target analyte co-elutes with a known lab standard (i.e. surrogate, internal standards, etc.) for co-extracted analyses.

D - Concentration of analyte was quantified from diluted analysis. Flag only applies to field samples that have detectable concentrations of the analyte.

E - Concentration of analyte exceeds the range of the calibration curve and/or linear range of the instrument.

G - The concentration may be biased high due to matrix interferences (i.e, co-elution) with non-target compound(s). The result should be considered estimated.

H - The analysis of pH was performed beyond the regulatory-required holding time of 15 minutes from the time of sample collection.

I - The lower value for the two columns has been reported due to obvious interference.

J - Estimated value. The Target analyte concentration is below the quantitation limit (RL), but above the Method Detection Limit (MDL) or Estimated Detection Limit (EDL) for SPME-related analyses. This represents an estimated concentration for Tentatively Identified Compounds (TICs).

M - Reporting Limit (RL) exceeds the MCP CAM Reporting Limit for this analyte.

ND - Not detected at the method detection limit (MDL) for the sample, or estimated detection limit (EDL) for SPME-related analyses.

NJ - Presumptive evidence of compound. This represents an estimated concentration for Tentatively Identified Compounds (TICs), where the identification is based on a mass spectral library search.

P - The RPD between the results for the two columns exceeds the method-specified criteria.

Q - The quality control sample exceeds the associated acceptance criteria. For DOD-related projects, LCS and/or Continuing Calibration Standard exceedences are also qualified on all associated sample results. Note: This flag is not applicable for matrix spike recoveries when the sample concentration is greater than 4x the spike added or for batch duplicate RPD when the sample concentrations are less than 5x the RL. (Metals only.)

R - Analytical results are from sample re-analysis.

RE - Analytical results are from sample re-extraction.

S - Analytical results are from modified screening analysis.

Report Format: DU Report with 'J' Qualifiers

Project Name:	AMPHENOL SUB SLAB SOIL	**Lab Number:**	L1925326
Project Number:	1153.010.001	**Report Date:**	06/14/19

REFERENCES

1 Test Methods for Evaluating Solid Waste: Physical/Chemical Methods. EPA SW-846. Third Edition. Updates I - IV, 2007.

121 Standard Methods for the Examination of Water and Wastewater. APHA-AWWA-WEF. Standard Methods Online.

LIMITATION OF LIABILITIES

Alpha Analytical performs services with reasonable care and diligence normal to the analytical testing laboratory industry. In the event of an error, the sole and exclusive responsibility of Alpha Analytical shall be to re-perform the work at it's own expense. In no event shall Alpha Analytical be held liable for any incidental, consequential or special damages, including but not limited to, damages in any way connected with the use of, interpretation of, information or analysis provided by Alpha Analytical.

We strongly urge our clients to comply with EPA protocol regarding sample volume, preservation, cooling, containers, sampling procedures, holding time and splitting of samples in the field.

Certification Information

The following analytes are not included in our Primary NELAP Scope of Accreditation:

Westborough Facility
EPA 624/624.1: m/p-xylene, o-xylene
EPA 8260C: NPW: 1,2,4,5-Tetramethylbenzene; 4-Ethyltoluene, Azobenzene; SCM: Iodomethane (methyl iodide), Methyl methacrylate, 1,2,4,5-Tetramethylbenzene; 4-Ethyltoluene.
EPA 8270D: NPW: Dimethylnaphthalene,1,4-Diphenylhydrazine; SCM: Dimethylnaphthalene,1,4-Diphenylhydrazine.

EPA 6860: SCM: Perchlorate

SM4500: NPW: Amenable Cyanide; SCM: Total Phosphorus, TKN, NO2, NO3.

Mansfield Facility
SM 2540D: TSS
EPA 8082A: NPW: PCB: 1, 5, 31, 87,101, 110, 141, 151, 153, 180, 183, 187.
EPA TO-15: Halothane, 2,4,4-Trimethyl-2-pentene, 2,4,4-Trimethyl-1-pentene, Thiophene, 2-Methylthiophene, 3-Methylthiophene, 2-Ethylthiophene, 1,2,3-Trimethylbenzene, Indan, Indene, 1,2,4,5-Tetramethylbenzene, Benzothiophene, 1-Methylnaphthalene.
Biological Tissue Matrix: EPA 3050B

The following analytes are included in our Massachusetts DEP Scope of Accreditation

Westborough Facility:

Drinking Water
EPA 300.0: Chloride, Nitrate-N, Fluoride, Sulfate; **EPA 353.2**: Nitrate-N, Nitrite-N; **SM4500NO3-F**: Nitrate-N, Nitrite-N; **SM4500F-C, SM4500CN-CE, EPA 180.1, SM2130B, SM4500Cl-D, SM2320B, SM2540C, SM4500H-B**
EPA 332: Perchlorate; **EPA 524.2:** THMs and VOCs; **EPA 504.1:** EDB, DBCP.
Microbiology: **SM9215B; SM9223-P/A, SM9223B-Colilert-QT,SM9222D**.

Non-Potable Water
SM4500H,B, EPA 120.1, SM2510B, SM2540C, SM2320B, SM4500CL-E, SM4500F-BC, SM4500NH3-BH: Ammonia-N and Kjeldahl-N, **EPA 350.1**: Ammonia-N, **LACHAT 10-107-06-1-B**: Ammonia-N, **EPA 351.1, SM4500NO3-F, EPA 353.2**: Nitrate-N**, SM4500P-E, SM4500P-B, E, SM4500SO4-E, SM5220D, EPA 410.4, SM5210B, SM5310C, SM4500CL-D, EPA 1664, EPA 420.1, SM4500-CN-CE, SM2540D, EPA 300: Chloride, Sulfate, Nitrate.**
EPA 624.1: Volatile Halocarbons & Aromatics,
EPA 608.3: Chlordane, Toxaphene, Aldrin, alpha-BHC, beta-BHC, gamma-BHC, delta-BHC, Dieldrin, DDD, DDE, DDT, Endosulfan I, Endosulfan II, Endosulfan sulfate, Endrin, Endrin Aldehyde, Heptachlor, Heptachlor Epoxide, PCBs
EPA 625.1: SVOC (Acid/Base/Neutral Extractables), **EPA 600/4-81-045**: PCB-Oil.
Microbiology: **SM9223B-Colilert-QT; Enterolert-QT, SM9221E, EPA 1600, EPA 1603.**

Mansfield Facility:

Drinking Water
EPA 200.7: Al, Ba, Cd, Cr, Cu, Fe, Mn, Ni, Na, Ag, Ca, Zn. **EPA 200.8:** Al, Sb, As, Ba, Be, Cd, Cr, Cu, Pb, Mn, Ni, Se, Ag, TL, Zn. **EPA 245.1** Hg.
EPA 522.

Non-Potable Water
EPA 200.7: Al, Sb, As, Be, Cd, Ca, Cr, Co, Cu, Fe, Pb, Mg, Mn, Mo, Ni, K, Se, Ag, Na, Sr, TL, Ti, V, Zn.
EPA 200.8: Al, Sb, As, Be, Cd, Cr, Cu, Fe, Pb, Mn, Ni, K, Se, Ag, Na, TL, Zn.
EPA 245.1 Hg.
SM2340B

For a complete listing of analytes and methods, please contact your Alpha Project Manager.

NEW YORK CHAIN OF CUSTODY

ALPHA
Westborough, MA 01581
8 Walkup Dr.
TEL: 508-898-9220
FAX: 508-898-9193

Mansfield, MA 02048
320 Forbes Blvd
TEL: 508-822-9300
FAX: 508-822-3288

Service Centers
Mahwah, NJ 07430: 35 Whitney Rd, Suite 5
Albany, NY 12205: 14 Walker Way
Tonawanda, NY 14150: 275 Cooper Ave, Suite 105

Page 1 of 1

Date Rec'd in Lab: 6/13/19

ALPHA Job #: L1925326

Client Information
Client: B&L
Address: 443 Electronics Pkwy
Liverpool NY 13088
Phone: 315-457-5200
Fax: MStrodd, BDingman
Email: ebartonandloguidice.com

Project Information
Project Name: Amphenol Sub Slab Soil
Project Location: Sidney, NY
Project #: 1153.010.001
(Use Project name as Project #) ☐
Project Manager: Bryce Dingman
ALPHAQuote #:

Turn-Around Time
Standard ☐ Due Date:
Rush (only if pre approved) ☒ # of Days: 1

Deliverables
☐ ASP-A ☒ ASP-B
☐ EQuIS (1 File) ☒ EQuIS (4 File)
☐ Other

Regulatory Requirement
☐ NY TOGS ☐ NY Part 375
☐ AWQ Standards ☐ NY CP-51
☐ NY Restricted Use ☐ Other
☐ NY Unrestricted Use
☐ NYC Sewer Discharge

Billing Information
☐ Same as Client Info
PO # 1153.010.001

Disposal Site Information
Please identify below location of applicable disposal facilities.
Disposal Facility:
☐ NJ ☐ NY
☐ Other:

These samples have been previously analyzed by Alpha ☐

Other project specific requirements/comments:

Please specify Metals or TAL.

ANALYSIS

Sample Filtration
☐ Done
☐ Lab to do
Preservation
☐ Lab to do
(Please Specify below)

ALPHA Lab ID (Lab Use Only)	Sample ID	Collection Date	Collection Time	Sample Matrix	Sampler's Initials	PCBs	Sample Specific Comments	Total Bottles
25236-01	B2 60-62 061219	06/12/19	11:10	Soil	MPS	X		1
-02	B3 60-62 061219	↓	11:12	↓	↓	X		1
-03	B4 60-62 061219	↓	11:14	↓	↓	X		1
-04	B7 60-62 061219	↓	11:16	↓	↓	X		1

Preservative Code:
A = None
B = HCl
C = HNO_3
D = H_2SO_4
E = NaOH
F = MeOH
G = $NaHSO_4$
H = $Na_2S_2O_3$
K/E = Zn Ac/NaOH
O = Other

Container Code
P = Plastic
A = Amber Glass
V = Vial
G = Glass
B = Bacteria Cup
C = Cube
O = Other
E = Encore
D = BOD Bottle

Westboro: Certification No: MA935
Mansfield: Certification No: MA015

Container Type: A
Preservative: A

Relinquished By:	Date/Time	Received By:	Date/Time
[signature]	06/12/19 14:35	[signature]	6/12/19 1750
[signature]	6/12/19 1750	[signature]	6/13/19 01:00

Please print clearly, legibly and completely. Samples can not be logged in and turnaround time clock will not start until any ambiguities are resolved. BY EXECUTING THIS COC, THE CLIENT HAS READ AND AGREES TO BE BOUND BY ALPHA'S TERMS & CONDITIONS. (See reverse side.)

Form No: 01-25 HC (rev. 30-Sept-2013)

ANALYTICAL REPORT

Lab Number:	L1925676
Client:	Barton & Loguidice, P.C 443 Electronics Parkway Liverpool, NY 13088
ATTN:	Bryce Dingman
Phone:	(518) 218-1801
Project Name:	AMPHENOL SUB SLAB SOIL
Project Number:	1153.010.001
Report Date:	06/17/19

The original project report/data package is held by Alpha Analytical. This report/data package is paginated and should be reproduced only in its entirety. Alpha Analytical holds no responsibility for results and/or data that are not consistent with the original.

Certifications & Approvals: MA (M-MA086), NH NELAP (2064), CT (PH-0574), IL (200077), ME (MA00086), MD (348), NJ (MA935), NY (11148), NC (25700/666), PA (68-03671), RI (LAO00065), TX (T104704476), VT (VT-0935), VA (460195), USDA (Permit #P330-17-00196).

Eight Walkup Drive, Westborough, MA 01581-1019
508-898-9220 (Fax) 508-898-9193 800-624-9220 - www.alphalab.com

Project Name: AMPHENOL SUB SLAB SOIL
Project Number: 1153.010.001

Lab Number: L1925676
Report Date: 06/17/19

Alpha Sample ID	Client ID	Matrix	Sample Location	Collection Date/Time	Receive Date
L1925676-01	B5 36-38 061319	SOIL	SIDNEY, NY	06/13/19 12:29	06/13/19
L1925676-02	B9 36-38 061319	SOIL	SIDNEY, NY	06/13/19 12:39	06/13/19
L1925676-03	B12 24-26 061319	SOIL	SIDNEY, NY	06/13/19 12:43	06/13/19
L1925676-04	W20 061319	SOIL	SIDNEY, NY	06/13/19 12:50	06/13/19
L1925676-05	W21 061319	SOIL	SIDNEY, NY	06/13/19 13:10	06/13/19
L1925676-06	W22 061319	SOIL	SIDNEY, NY	06/13/19 13:14	06/13/19
L1925676-07	W23 061319	SOIL	SIDNEY, NY	06/13/19 13:07	06/13/19
L1925676-08	W25 061319	SOIL	SIDNEY, NY	06/13/19 12:54	06/13/19
L1925676-09	W27 061319	SOIL	SIDNEY, NY	06/13/19 12:58	06/13/19
L1925676-10	W29 061319	SOIL	SIDNEY, NY	06/13/19 13:01	06/13/19

Project Name:	AMPHENOL SUB SLAB SOIL	**Lab Number:**	L1925676
Project Number:	1153.010.001	**Report Date:**	06/17/19

Case Narrative

The samples were received in accordance with the Chain of Custody and no significant deviations were encountered during the preparation or analysis unless otherwise noted. Sample Receipt, Container Information, and the Chain of Custody are located at the back of the report.

Results contained within this report relate only to the samples submitted under this Alpha Lab Number and meet NELAP requirements for all NELAP accredited parameters unless otherwise noted in the following narrative. The data presented in this report is organized by parameter (i.e. VOC, SVOC, etc.). Sample specific Quality Control data (i.e. Surrogate Spike Recovery) is reported at the end of the target analyte list for each individual sample, followed by the Laboratory Batch Quality Control at the end of each parameter. Tentatively Identified Compounds (TICs), if requested, are reported for compounds identified to be present and are not part of the method/program Target Compound List, even if only a subset of the TCL are being reported. If a sample was re-analyzed or re-extracted due to a required quality control corrective action and if both sets of data are reported, the Laboratory ID of the re-analysis or re-extraction is designated with an "R" or "RE", respectively.

When multiple Batch Quality Control elements are reported (e.g. more than one LCS), the associated samples for each element are noted in the grey shaded header line of each data table. Any Laboratory Batch, Sample Specific % recovery or RPD value that is outside the listed Acceptance Criteria is bolded in the report. In reference to questions H (CAM) or 4 (RCP) when "NO" is checked, the performance criteria for CAM and RCP methods allow for some quality control failures to occur and still be within method compliance. In these instances, the specific failure is not narrated but noted in the associated QC Outlier Summary Report, located directly after the Case Narrative. QC information is also incorporated in the Data Usability Assessment table (Format 11) of our Data Merger tool, where it can be reviewed in conjunction with the sample result, associated regulatory criteria and any associated data usability implications.

Soil/sediments, solids and tissues are reported on a dry weight basis unless otherwise noted. Definitions of all data qualifiers and acronyms used in this report are provided in the Glossary located at the back of the report.

HOLD POLICY - For samples submitted on hold, Alpha's policy is to hold samples (with the exception of Air canisters) free of charge for 21 calendar days from the date the project is completed. After 21 calendar days, we will dispose of all samples submitted including those put on hold unless you have contacted your Alpha Project Manager and made arrangements for Alpha to continue to hold the samples. Air canisters will be disposed after 3 business days from the date the project is completed.

Please contact Project Management at 800-624-9220 with any questions.

Project Name:	AMPHENOL SUB SLAB SOIL	**Lab Number:**	L1925676
Project Number:	1153.010.001	**Report Date:**	06/17/19

Case Narrative (continued)

Report Submission

All non-detect (ND) or estimated concentrations (J-qualified) have been quantitated to the limit noted in the MDL column.

PCBs

L1925676-03, -09, and -10: The surrogate recoveries are below the acceptance criteria for 2,4,5,6-tetrachloro-m-xylene (0%) and decachlorobiphenyl (0%) due to the dilution required to quantitate the sample. Re-extraction was not required; therefore, the results of the original analysis are reported.

L1925676-10 contains peaks which match the retention times for Aroclor 1242, but do not match the area ratios typical for this aroclor. The result for Aroclor 1242 is reported as "altered".

I, the undersigned, attest under the pains and penalties of perjury that, to the best of my knowledge and belief and based upon my personal inquiry of those responsible for providing the information contained in this analytical report, such information is accurate and complete. This certificate of analysis is not complete unless this page accompanies any and all pages of this report.

Authorized Signature: Michelle M. Morris

Title: Technical Director/Representative

Date: 06/17/19

ORGANICS

PCBS

Project Name: AMPHENOL SUB SLAB SOIL
Project Number: 1153.010.001
Lab Number: L1925676
Report Date: 06/17/19

SAMPLE RESULTS

Lab ID: L1925676-01 D
Client ID: B5 36-38 061319
Sample Location: SIDNEY, NY

Sample Depth:
Matrix: Soil
Analytical Method: 1,8082A
Analytical Date: 06/17/19 15:06
Analyst: WR
Percent Solids: 70%

Date Collected: 06/13/19 12:29
Date Received: 06/13/19
Field Prep: Not Specified

Extraction Method: EPA 3546
Extraction Date: 06/14/19 05:24
Cleanup Method: EPA 3665A
Cleanup Date: 06/14/19
Cleanup Method: EPA 3660B
Cleanup Date: 06/14/19

Parameter	Result	Qualifier	Units	RL	MDL	Dilution Factor	Column
Polychlorinated Biphenyls by GC - Westborough Lab							
Aroclor 1016	ND		ug/kg	233	20.7	5	A
Aroclor 1221	ND		ug/kg	233	23.4	5	A
Aroclor 1232	ND		ug/kg	233	49.4	5	A
Aroclor 1242	ND		ug/kg	233	31.4	5	A
Aroclor 1248	ND		ug/kg	233	35.0	5	A
Aroclor 1254	1650		ug/kg	233	25.5	5	B
Aroclor 1260	ND		ug/kg	233	43.1	5	A
Aroclor 1262	ND		ug/kg	233	29.6	5	A
Aroclor 1268	ND		ug/kg	233	24.2	5	A
PCBs, Total	1650		ug/kg	233	20.7	5	B

Surrogate	% Recovery	Qualifier	Acceptance Criteria	Column
2,4,5,6-Tetrachloro-m-xylene	57		30-150	A
Decachlorobiphenyl	58		30-150	A
2,4,5,6-Tetrachloro-m-xylene	59		30-150	B
Decachlorobiphenyl	66		30-150	B

Project Name: AMPHENOL SUB SLAB SOIL
Project Number: 1153.010.001
Lab Number: L1925676
Report Date: 06/17/19

SAMPLE RESULTS

Lab ID: L1925676-02
Client ID: B9 36-38 061319
Sample Location: SIDNEY, NY

Date Collected: 06/13/19 12:39
Date Received: 06/13/19
Field Prep: Not Specified

Sample Depth:
Matrix: Soil
Analytical Method: 1,8082A
Analytical Date: 06/14/19 23:16
Analyst: WR
Percent Solids: 77%

Extraction Method: EPA 3546
Extraction Date: 06/14/19 05:24
Cleanup Method: EPA 3665A
Cleanup Date: 06/14/19
Cleanup Method: EPA 3660B
Cleanup Date: 06/14/19

Parameter	Result	Qualifier	Units	RL	MDL	Dilution Factor	Column
Polychlorinated Biphenyls by GC - Westborough Lab							
Aroclor 1016	ND		ug/kg	43.2	3.84	1	A
Aroclor 1221	ND		ug/kg	43.2	4.33	1	A
Aroclor 1232	ND		ug/kg	43.2	9.16	1	A
Aroclor 1242	ND		ug/kg	43.2	5.82	1	A
Aroclor 1248	31.6	J	ug/kg	43.2	6.48	1	B
Aroclor 1254	ND		ug/kg	43.2	4.73	1	A
Aroclor 1260	ND		ug/kg	43.2	7.98	1	A
Aroclor 1262	ND		ug/kg	43.2	5.49	1	A
Aroclor 1268	ND		ug/kg	43.2	4.48	1	A
PCBs, Total	31.6	J	ug/kg	43.2	3.84	1	B

Surrogate	% Recovery	Qualifier	Acceptance Criteria	Column
2,4,5,6-Tetrachloro-m-xylene	69		30-150	A
Decachlorobiphenyl	75		30-150	A
2,4,5,6-Tetrachloro-m-xylene	61		30-150	B
Decachlorobiphenyl	103		30-150	B

Project Name: AMPHENOL SUB SLAB SOIL
Project Number: 1153.010.001
Lab Number: L1925676
Report Date: 06/17/19

SAMPLE RESULTS

Lab ID: L1925676-03 D
Client ID: B12 24-26 061319
Sample Location: SIDNEY, NY

Sample Depth:
Matrix: Soil
Analytical Method: 1,8082A
Analytical Date: 06/17/19 15:19
Analyst: WR
Percent Solids: 93%

Date Collected: 06/13/19 12:43
Date Received: 06/13/19
Field Prep: Not Specified

Extraction Method: EPA 3546
Extraction Date: 06/14/19 05:24
Cleanup Method: EPA 3665A
Cleanup Date: 06/14/19
Cleanup Method: EPA 3660B
Cleanup Date: 06/14/19

Parameter	Result	Qualifier	Units	RL	MDL	Dilution Factor	Column
Polychlorinated Biphenyls by GC - Westborough Lab							
Aroclor 1016	ND		ug/kg	689	61.2	20	A
Aroclor 1221	ND		ug/kg	689	69.0	20	A
Aroclor 1232	ND		ug/kg	689	146.	20	A
Aroclor 1242	ND		ug/kg	689	92.9	20	A
Aroclor 1248	5830		ug/kg	689	103.	20	A
Aroclor 1254	ND		ug/kg	689	75.4	20	A
Aroclor 1260	ND		ug/kg	689	127.	20	A
Aroclor 1262	ND		ug/kg	689	87.5	20	A
Aroclor 1268	ND		ug/kg	689	71.4	20	A
PCBs, Total	5830		ug/kg	689	61.2	20	A

Surrogate	% Recovery	Qualifier	Acceptance Criteria	Column
2,4,5,6-Tetrachloro-m-xylene	**0**	Q	30-150	A
Decachlorobiphenyl	**0**	Q	30-150	A
2,4,5,6-Tetrachloro-m-xylene	**0**	Q	30-150	B
Decachlorobiphenyl	**0**	Q	30-150	B

Project Name: AMPHENOL SUB SLAB SOIL
Project Number: 1153.010.001
Lab Number: L1925676
Report Date: 06/17/19

SAMPLE RESULTS

Lab ID: L1925676-04
Client ID: W20 061319
Sample Location: SIDNEY, NY

Sample Depth:
Matrix: Soil
Analytical Method: 1,8082A
Analytical Date: 06/17/19 15:31
Analyst: WR
Percent Solids: 88%

Date Collected: 06/13/19 12:50
Date Received: 06/13/19
Field Prep: Not Specified

Extraction Method: EPA 3546
Extraction Date: 06/14/19 05:24
Cleanup Method: EPA 3665A
Cleanup Date: 06/14/19
Cleanup Method: EPA 3660B
Cleanup Date: 06/14/19

Parameter	Result	Qualifier	Units	RL	MDL	Dilution Factor	Column
Polychlorinated Biphenyls by GC - Westborough Lab							
Aroclor 1016	ND		ug/kg	36.5	3.24	1	A
Aroclor 1221	ND		ug/kg	36.5	3.65	1	A
Aroclor 1232	ND		ug/kg	36.5	7.73	1	A
Aroclor 1242	ND		ug/kg	36.5	4.92	1	A
Aroclor 1248	98.7		ug/kg	36.5	5.47	1	A
Aroclor 1254	ND		ug/kg	36.5	3.99	1	A
Aroclor 1260	ND		ug/kg	36.5	6.74	1	A
Aroclor 1262	ND		ug/kg	36.5	4.63	1	A
Aroclor 1268	ND		ug/kg	36.5	3.78	1	A
PCBs, Total	98.7		ug/kg	36.5	3.24	1	A

Surrogate	% Recovery	Qualifier	Acceptance Criteria	Column
2,4,5,6-Tetrachloro-m-xylene	73		30-150	A
Decachlorobiphenyl	69		30-150	A
2,4,5,6-Tetrachloro-m-xylene	78		30-150	B
Decachlorobiphenyl	71		30-150	B

Project Name: AMPHENOL SUB SLAB SOIL **Lab Number:** L1925676

Project Number: 1153.010.001 **Report Date:** 06/17/19

SAMPLE RESULTS

Lab ID:	L1925676-05	D	Date Collected:	06/13/19 13:10
Client ID:	W21 061319		Date Received:	06/13/19
Sample Location:	SIDNEY, NY		Field Prep:	Not Specified
Sample Depth:				
Matrix:	Soil		Extraction Method:	EPA 3546
Analytical Method:	1,8082A		Extraction Date:	06/14/19 05:24
Analytical Date:	06/17/19 15:44		Cleanup Method:	EPA 3665A
Analyst:	WR		Cleanup Date:	06/14/19
Percent Solids:	86%		Cleanup Method:	EPA 3660B
			Cleanup Date:	06/14/19

Parameter	Result	Qualifier	Units	RL	MDL	Dilution Factor	Column
Polychlorinated Biphenyls by GC - Westborough Lab							
Aroclor 1016	ND		ug/kg	186	16.5	5	A
Aroclor 1221	ND		ug/kg	186	18.7	5	A
Aroclor 1232	ND		ug/kg	186	39.5	5	A
Aroclor 1242	ND		ug/kg	186	25.1	5	A
Aroclor 1248	1050		ug/kg	186	28.0	5	B
Aroclor 1254	ND		ug/kg	186	20.4	5	A
Aroclor 1260	ND		ug/kg	186	34.4	5	A
Aroclor 1262	ND		ug/kg	186	23.7	5	A
Aroclor 1268	ND		ug/kg	186	19.3	5	A
PCBs, Total	1050		ug/kg	186	16.5	5	B

Surrogate	% Recovery	Qualifier	Acceptance Criteria	Column
2,4,5,6-Tetrachloro-m-xylene	57		30-150	A
Decachlorobiphenyl	52		30-150	A
2,4,5,6-Tetrachloro-m-xylene	57		30-150	B
Decachlorobiphenyl	56		30-150	B

Project Name: AMPHENOL SUB SLAB SOIL
Project Number: 1153.010.001
Lab Number: L1925676
Report Date: 06/17/19

SAMPLE RESULTS

Lab ID: L1925676-06
Client ID: W22 061319
Sample Location: SIDNEY, NY

Date Collected: 06/13/19 13:14
Date Received: 06/13/19
Field Prep: Not Specified

Sample Depth:
Matrix: Soil
Analytical Method: 1,8082A
Analytical Date: 06/15/19 00:06
Analyst: WR
Percent Solids: 93%

Extraction Method: EPA 3546
Extraction Date: 06/14/19 05:24
Cleanup Method: EPA 3665A
Cleanup Date: 06/14/19
Cleanup Method: EPA 3660B
Cleanup Date: 06/14/19

Parameter	Result	Qualifier	Units	RL	MDL	Dilution Factor	Column
Polychlorinated Biphenyls by GC - Westborough Lab							
Aroclor 1016	ND		ug/kg	34.4	3.05	1	A
Aroclor 1221	ND		ug/kg	34.4	3.44	1	A
Aroclor 1232	ND		ug/kg	34.4	7.28	1	A
Aroclor 1242	ND		ug/kg	34.4	4.63	1	A
Aroclor 1248	16.7	JP	ug/kg	34.4	5.15	1	B
Aroclor 1254	ND		ug/kg	34.4	3.76	1	A
Aroclor 1260	ND		ug/kg	34.4	6.35	1	A
Aroclor 1262	ND		ug/kg	34.4	4.36	1	A
Aroclor 1268	ND		ug/kg	34.4	3.56	1	A
PCBs, Total	16.7	J	ug/kg	34.4	3.05	1	B

Surrogate	% Recovery	Qualifier	Acceptance Criteria	Column
2,4,5,6-Tetrachloro-m-xylene	85		30-150	A
Decachlorobiphenyl	74		30-150	A
2,4,5,6-Tetrachloro-m-xylene	74		30-150	B
Decachlorobiphenyl	75		30-150	B

Project Name: AMPHENOL SUB SLAB SOIL
Project Number: 1153.010.001
Lab Number: L1925676
Report Date: 06/17/19

SAMPLE RESULTS

Lab ID: L1925676-07
Client ID: W23 061319
Sample Location: SIDNEY, NY

Sample Depth:
Matrix: Soil
Analytical Method: 1,8082A
Analytical Date: 06/17/19 15:56
Analyst: WR
Percent Solids: 90%

Date Collected: 06/13/19 13:07
Date Received: 06/13/19
Field Prep: Not Specified

Extraction Method: EPA 3546
Extraction Date: 06/14/19 05:24
Cleanup Method: EPA 3665A
Cleanup Date: 06/14/19
Cleanup Method: EPA 3660B
Cleanup Date: 06/14/19

Parameter	Result	Qualifier	Units	RL	MDL	Dilution Factor	Column
Polychlorinated Biphenyls by GC - Westborough Lab							
Aroclor 1016	ND		ug/kg	36.5	3.24	1	A
Aroclor 1221	ND		ug/kg	36.5	3.66	1	A
Aroclor 1232	ND		ug/kg	36.5	7.73	1	A
Aroclor 1242	ND		ug/kg	36.5	4.92	1	A
Aroclor 1248	37.5		ug/kg	36.5	5.47	1	B
Aroclor 1254	25.5	J	ug/kg	36.5	3.99	1	B
Aroclor 1260	ND		ug/kg	36.5	6.74	1	A
Aroclor 1262	ND		ug/kg	36.5	4.63	1	A
Aroclor 1268	ND		ug/kg	36.5	3.78	1	A
PCBs, Total	63.0	J	ug/kg	36.5	3.24	1	B

Surrogate	% Recovery	Qualifier	Acceptance Criteria	Column
2,4,5,6-Tetrachloro-m-xylene	56		30-150	A
Decachlorobiphenyl	48		30-150	A
2,4,5,6-Tetrachloro-m-xylene	63		30-150	B
Decachlorobiphenyl	60		30-150	B

Project Name: AMPHENOL SUB SLAB SOIL
Project Number: 1153.010.001
Lab Number: L1925676
Report Date: 06/17/19

SAMPLE RESULTS

Lab ID: L1925676-08
Client ID: W25 061319
Sample Location: SIDNEY, NY

Sample Depth:
Matrix: Soil
Analytical Method: 1,8082A
Analytical Date: 06/15/19 00:31
Analyst: WR
Percent Solids: 90%

Date Collected: 06/13/19 12:54
Date Received: 06/13/19
Field Prep: Not Specified

Extraction Method: EPA 3546
Extraction Date: 06/14/19 05:24
Cleanup Method: EPA 3665A
Cleanup Date: 06/14/19
Cleanup Method: EPA 3660B
Cleanup Date: 06/14/19

Parameter	Result	Qualifier	Units	RL	MDL	Dilution Factor	Column
Polychlorinated Biphenyls by GC - Westborough Lab							
Aroclor 1016	ND		ug/kg	37.0	3.28	1	A
Aroclor 1221	ND		ug/kg	37.0	3.71	1	A
Aroclor 1232	ND		ug/kg	37.0	7.84	1	A
Aroclor 1242	ND		ug/kg	37.0	4.99	1	A
Aroclor 1248	10.7	J	ug/kg	37.0	5.55	1	B
Aroclor 1254	ND		ug/kg	37.0	4.05	1	A
Aroclor 1260	ND		ug/kg	37.0	6.84	1	A
Aroclor 1262	ND		ug/kg	37.0	4.70	1	A
Aroclor 1268	ND		ug/kg	37.0	3.83	1	A
PCBs, Total	10.7	J	ug/kg	37.0	3.28	1	B

Surrogate	% Recovery	Qualifier	Acceptance Criteria	Column
2,4,5,6-Tetrachloro-m-xylene	87		30-150	A
Decachlorobiphenyl	75		30-150	A
2,4,5,6-Tetrachloro-m-xylene	73		30-150	B
Decachlorobiphenyl	74		30-150	B

Project Name: AMPHENOL SUB SLAB SOIL
Project Number: 1153.010.001
Lab Number: L1925676
Report Date: 06/17/19

SAMPLE RESULTS

Lab ID: L1925676-09 D
Client ID: W27 061319
Sample Location: SIDNEY, NY

Sample Depth:
Matrix: Soil
Analytical Method: 1,8082A
Analytical Date: 06/17/19 16:09
Analyst: WR
Percent Solids: 89%

Date Collected: 06/13/19 12:58
Date Received: 06/13/19
Field Prep: Not Specified

Extraction Method: EPA 3546
Extraction Date: 06/14/19 05:24
Cleanup Method: EPA 3665A
Cleanup Date: 06/14/19
Cleanup Method: EPA 3660B
Cleanup Date: 06/14/19

Parameter	Result	Qualifier	Units	RL	MDL	Dilution Factor	Column
Polychlorinated Biphenyls by GC - Westborough Lab							
Aroclor 1016	ND		ug/kg	725	64.4	20	A
Aroclor 1221	ND		ug/kg	725	72.6	20	A
Aroclor 1232	ND		ug/kg	725	154.	20	A
Aroclor 1242	ND		ug/kg	725	97.7	20	A
Aroclor 1248	5300		ug/kg	725	109.	20	A
Aroclor 1254	ND		ug/kg	725	79.3	20	A
Aroclor 1260	ND		ug/kg	725	134.	20	A
Aroclor 1262	ND		ug/kg	725	92.0	20	A
Aroclor 1268	ND		ug/kg	725	75.1	20	A
PCBs, Total	5300		ug/kg	725	64.4	20	A

Surrogate	% Recovery	Qualifier	Acceptance Criteria	Column
2,4,5,6-Tetrachloro-m-xylene	**0**	Q	30-150	A
Decachlorobiphenyl	**0**	Q	30-150	A
2,4,5,6-Tetrachloro-m-xylene	**0**	Q	30-150	B
Decachlorobiphenyl	**0**	Q	30-150	B

Project Name: AMPHENOL SUB SLAB SOIL **Lab Number:** L1925676

Project Number: 1153.010.001 **Report Date:** 06/17/19

SAMPLE RESULTS

Lab ID: L1925676-10 D
Client ID: W29 061319
Sample Location: SIDNEY, NY

Sample Depth:
Matrix: Soil
Analytical Method: 1,8082A
Analytical Date: 06/17/19 16:21
Analyst: WR
Percent Solids: 82%

Date Collected: 06/13/19 13:01
Date Received: 06/13/19
Field Prep: Not Specified

Extraction Method: EPA 3546
Extraction Date: 06/14/19 05:38
Cleanup Method: EPA 3665A
Cleanup Date: 06/14/19
Cleanup Method: EPA 3660B
Cleanup Date: 06/14/19

Parameter	Result	Qualifier	Units	RL	MDL	Dilution Factor	Column
Polychlorinated Biphenyls by GC - Westborough Lab							
Aroclor 1016	ND		ug/kg	77800	6910	2000	A
Aroclor 1221	ND		ug/kg	77800	7790	2000	A
Aroclor 1232	ND		ug/kg	77800	16500	2000	A
Aroclor 1242	220000		ug/kg	77800	10500	2000	B
Aroclor 1248	ND		ug/kg	77800	11700	2000	A
Aroclor 1254	ND		ug/kg	77800	8510	2000	A
Aroclor 1260	ND		ug/kg	77800	14400	2000	A
Aroclor 1262	ND		ug/kg	77800	9880	2000	A
Aroclor 1268	ND		ug/kg	77800	8060	2000	A
PCBs, Total	220000		ug/kg	77800	6910	2000	B

Surrogate	% Recovery	Qualifier	Acceptance Criteria	Column
2,4,5,6-Tetrachloro-m-xylene	**0**	Q	30-150	A
Decachlorobiphenyl	**0**	Q	30-150	A
2,4,5,6-Tetrachloro-m-xylene	**0**	Q	30-150	B
Decachlorobiphenyl	**0**	Q	30-150	B

Project Name: AMPHENOL SUB SLAB SOIL
Project Number: 1153.010.001

Lab Number: L1925676
Report Date: 06/17/19

Method Blank Analysis
Batch Quality Control

Analytical Method: 1,8082A
Analytical Date: 06/14/19 13:25
Analyst: WR

Extraction Method: EPA 3546
Extraction Date: 06/14/19 02:23
Cleanup Method: EPA 3665A
Cleanup Date: 06/14/19
Cleanup Method: EPA 3660B
Cleanup Date: 06/14/19

Parameter	Result	Qualifier	Units	RL	MDL	Column
Polychlorinated Biphenyls by GC - Westborough Lab for sample(s): 10 Batch: WG1248372-1						
Aroclor 1016	ND		ug/kg	31.9	2.83	A
Aroclor 1221	ND		ug/kg	31.9	3.20	A
Aroclor 1232	ND		ug/kg	31.9	6.76	A
Aroclor 1242	ND		ug/kg	31.9	4.30	A
Aroclor 1248	ND		ug/kg	31.9	4.79	A
Aroclor 1254	ND		ug/kg	31.9	3.49	A
Aroclor 1260	ND		ug/kg	31.9	5.90	A
Aroclor 1262	ND		ug/kg	31.9	4.05	A
Aroclor 1268	ND		ug/kg	31.9	3.30	A
PCBs, Total	ND		ug/kg	31.9	2.83	A

Surrogate	%Recovery	Qualifier	Acceptance Criteria	Column
2,4,5,6-Tetrachloro-m-xylene	89		30-150	A
Decachlorobiphenyl	87		30-150	A
2,4,5,6-Tetrachloro-m-xylene	91		30-150	B
Decachlorobiphenyl	92		30-150	B

Project Name: AMPHENOL SUB SLAB SOIL
Project Number: 1153.010.001

Lab Number: L1925676
Report Date: 06/17/19

Method Blank Analysis
Batch Quality Control

Analytical Method: 1,8082A
Analytical Date: 06/14/19 13:01
Analyst: WR

Extraction Method: EPA 3546
Extraction Date: 06/14/19 05:26
Cleanup Method: EPA 3665A
Cleanup Date: 06/14/19
Cleanup Method: EPA 3660B
Cleanup Date: 06/14/19

Parameter	Result	Qualifier	Units	RL	MDL	Column
Polychlorinated Biphenyls by GC - Westborough Lab for sample(s): 01-09 Batch: WG1248433-1						
Aroclor 1016	ND		ug/kg	31.8	2.83	A
Aroclor 1221	ND		ug/kg	31.8	3.19	A
Aroclor 1232	ND		ug/kg	31.8	6.75	A
Aroclor 1242	ND		ug/kg	31.8	4.29	A
Aroclor 1248	ND		ug/kg	31.8	4.78	A
Aroclor 1254	ND		ug/kg	31.8	3.48	A
Aroclor 1260	ND		ug/kg	31.8	5.88	A
Aroclor 1262	ND		ug/kg	31.8	4.04	A
Aroclor 1268	ND		ug/kg	31.8	3.30	A
PCBs, Total	ND		ug/kg	31.8	2.83	A

Surrogate	%Recovery	Qualifier	Acceptance Criteria	Column
2,4,5,6-Tetrachloro-m-xylene	70		30-150	A
Decachlorobiphenyl	67		30-150	A
2,4,5,6-Tetrachloro-m-xylene	73		30-150	B
Decachlorobiphenyl	67		30-150	B

Lab Control Sample Analysis

Batch Quality Control

Project Name: AMPHENOL SUB SLAB SOIL

Project Number: 1153.010.001

Lab Number: L1925676

Report Date: 06/17/19

Parameter	LCS %Recovery	Qual	LCSD %Recovery	Qual	%Recovery Limits	RPD	Qual	RPD Limits	Column
Polychlorinated Biphenyls by GC - Westborough Lab Associated sample(s): 10 Batch: WG1248372-2 WG1248372-3									
Aroclor 1016	90		94		40-140	4		50	A
Aroclor 1260	87		90		40-140	3		50	A

Surrogate	LCS %Recovery	Qual	LCSD %Recovery	Qual	Acceptance Criteria	Column
2,4,5,6-Tetrachloro-m-xylene	91		95		30-150	A
Decachlorobiphenyl	91		94		30-150	A
2,4,5,6-Tetrachloro-m-xylene	89		94		30-150	B
Decachlorobiphenyl	96		98		30-150	B

Lab Control Sample Analysis
Batch Quality Control

Project Name: AMPHENOL SUB SLAB SOIL
Project Number: 1153.010.001
Lab Number: L1925676
Report Date: 06/17/19

Parameter	LCS %Recovery	Qual	LCSD %Recovery	Qual	%Recovery Limits	RPD	Qual	RPD Limits	Column
Polychlorinated Biphenyls by GC - Westborough Lab Associated sample(s): 01-09 Batch: WG1248433-2 WG1248433-3									
Aroclor 1016	81		76		40-140	6		50	A
Aroclor 1260	74		70		40-140	6		50	A

Surrogate	LCS %Recovery	Qual	LCSD %Recovery	Qual	Acceptance Criteria	Column
2,4,5,6-Tetrachloro-m-xylene	72		69		30-150	A
Decachlorobiphenyl	70		68		30-150	A
2,4,5,6-Tetrachloro-m-xylene	78		75		30-150	B
Decachlorobiphenyl	72		68		30-150	B

INORGANICS
&
MISCELLANEOUS

Project Name: AMPHENOL SUB SLAB SOIL
Project Number: 1153.010.001

Lab Number: L1925676
Report Date: 06/17/19

SAMPLE RESULTS

Lab ID: L1925676-01
Client ID: B5 36-38 061319
Sample Location: SIDNEY, NY

Date Collected: 06/13/19 12:29
Date Received: 06/13/19
Field Prep: Not Specified

Sample Depth:
Matrix: Soil

Parameter	Result	Qualifier	Units	RL	MDL	Dilution Factor	Date Prepared	Date Analyzed	Analytical Method	Analyst
General Chemistry - Westborough Lab										
Solids, Total	69.7		%	0.100	NA	1	-	06/14/19 04:39	121,2540G	YA

Project Name: AMPHENOL SUB SLAB SOIL
Project Number: 1153.010.001

Lab Number: L1925676
Report Date: 06/17/19

SAMPLE RESULTS

Lab ID: L1925676-02
Client ID: B9 36-38 061319
Sample Location: SIDNEY, NY

Date Collected: 06/13/19 12:39
Date Received: 06/13/19
Field Prep: Not Specified

Sample Depth:
Matrix: Soil

Parameter	Result	Qualifier	Units	RL	MDL	Dilution Factor	Date Prepared	Date Analyzed	Analytical Method	Analyst
General Chemistry - Westborough Lab										
Solids, Total	77.0		%	0.100	NA	1	-	06/14/19 04:39	121,2540G	YA

Project Name: AMPHENOL SUB SLAB SOIL
Project Number: 1153.010.001
Lab Number: L1925676
Report Date: 06/17/19

SAMPLE RESULTS

Lab ID: L1925676-03
Client ID: B12 24-26 061319
Sample Location: SIDNEY, NY

Date Collected: 06/13/19 12:43
Date Received: 06/13/19
Field Prep: Not Specified

Sample Depth:
Matrix: Soil

Parameter	Result	Qualifier	Units	RL	MDL	Dilution Factor	Date Prepared	Date Analyzed	Analytical Method	Analyst
General Chemistry - Westborough Lab										
Solids, Total	92.9		%	0.100	NA	1	-	06/14/19 04:39	121,2540G	YA

Project Name: AMPHENOL SUB SLAB SOIL
Project Number: 1153.010.001

Lab Number: L1925676
Report Date: 06/17/19

SAMPLE RESULTS

Lab ID: L1925676-04
Client ID: W20 061319
Sample Location: SIDNEY, NY

Date Collected: 06/13/19 12:50
Date Received: 06/13/19
Field Prep: Not Specified

Sample Depth:
Matrix: Soil

Parameter	Result	Qualifier	Units	RL	MDL	Dilution Factor	Date Prepared	Date Analyzed	Analytical Method	Analyst
General Chemistry - Westborough Lab										
Solids, Total	88.4		%	0.100	NA	1	-	06/14/19 04:39	121,2540G	YA

Project Name: AMPHENOL SUB SLAB SOIL
Project Number: 1153.010.001

Lab Number: L1925676
Report Date: 06/17/19

SAMPLE RESULTS

Lab ID: L1925676-05
Client ID: W21 061319
Sample Location: SIDNEY, NY

Date Collected: 06/13/19 13:10
Date Received: 06/13/19
Field Prep: Not Specified

Sample Depth:
Matrix: Soil

Parameter	Result	Qualifier	Units	RL	MDL	Dilution Factor	Date Prepared	Date Analyzed	Analytical Method	Analyst
General Chemistry - Westborough Lab										
Solids, Total	86.1		%	0.100	NA	1	-	06/14/19 04:39	121,2540G	YA

Project Name: AMPHENOL SUB SLAB SOIL
Project Number: 1153.010.001

Lab Number: L1925676
Report Date: 06/17/19

SAMPLE RESULTS

Lab ID: L1925676-06
Client ID: W22 061319
Sample Location: SIDNEY, NY

Date Collected: 06/13/19 13:14
Date Received: 06/13/19
Field Prep: Not Specified

Sample Depth:
Matrix: Soil

Parameter	Result	Qualifier	Units	RL	MDL	Dilution Factor	Date Prepared	Date Analyzed	Analytical Method	Analyst
General Chemistry - Westborough Lab										
Solids, Total	93.3		%	0.100	NA	1	-	06/14/19 04:39	121,2540G	YA

Project Name: AMPHENOL SUB SLAB SOIL
Project Number: 1153.010.001

Lab Number: L1925676
Report Date: 06/17/19

SAMPLE RESULTS

Lab ID: L1925676-07
Client ID: W23 061319
Sample Location: SIDNEY, NY

Date Collected: 06/13/19 13:07
Date Received: 06/13/19
Field Prep: Not Specified

Sample Depth:
Matrix: Soil

Parameter	Result	Qualifier	Units	RL	MDL	Dilution Factor	Date Prepared	Date Analyzed	Analytical Method	Analyst
General Chemistry - Westborough Lab										
Solids, Total	90.1		%	0.100	NA	1	-	06/14/19 04:39	121,2540G	YA

Project Name: AMPHENOL SUB SLAB SOIL
Project Number: 1153.010.001

Lab Number: L1925676
Report Date: 06/17/19

SAMPLE RESULTS

Lab ID: L1925676-08
Client ID: W25 061319
Sample Location: SIDNEY, NY

Date Collected: 06/13/19 12:54
Date Received: 06/13/19
Field Prep: Not Specified

Sample Depth:
Matrix: Soil

Parameter	Result	Qualifier	Units	RL	MDL	Dilution Factor	Date Prepared	Date Analyzed	Analytical Method	Analyst
General Chemistry - Westborough Lab										
Solids, Total	89.7		%	0.100	NA	1	-	06/14/19 04:39	121,2540G	YA

Project Name: AMPHENOL SUB SLAB SOIL
Project Number: 1153.010.001

Lab Number: L1925676
Report Date: 06/17/19

SAMPLE RESULTS

Lab ID: L1925676-09
Client ID: W27 061319
Sample Location: SIDNEY, NY

Date Collected: 06/13/19 12:58
Date Received: 06/13/19
Field Prep: Not Specified

Sample Depth:
Matrix: Soil

Parameter	Result	Qualifier	Units	RL	MDL	Dilution Factor	Date Prepared	Date Analyzed	Analytical Method	Analyst
General Chemistry - Westborough Lab										
Solids, Total	89.2		%	0.100	NA	1	-	06/14/19 04:39	121,2540G	YA

Project Name: AMPHENOL SUB SLAB SOIL
Project Number: 1153.010.001

Lab Number: L1925676
Report Date: 06/17/19

SAMPLE RESULTS

Lab ID: L1925676-10
Client ID: W29 061319
Sample Location: SIDNEY, NY

Date Collected: 06/13/19 13:01
Date Received: 06/13/19
Field Prep: Not Specified

Sample Depth:
Matrix: Soil

Parameter	Result	Qualifier	Units	RL	MDL	Dilution Factor	Date Prepared	Date Analyzed	Analytical Method	Analyst
General Chemistry - Westborough Lab										
Solids, Total	82.4		%	0.100	NA	1	-	06/14/19 04:39	121,2540G	YA

Lab Duplicate Analysis

Batch Quality Control

Project Name: AMPHENOL SUB SLAB SOIL

Project Number: 1153.010.001

Lab Number: L1925676

Report Date: 06/17/19

Parameter	Native Sample	Duplicate Sample	Units	RPD	Qual	RPD Limits
General Chemistry - Westborough Lab Associated sample(s): 01-10 QC Batch ID: WG1248382-1 QC Sample: L1925676-01 Client ID: B5 36-38 061319						
Solids, Total	69.7	59.7	%	15		20

Project Name: AMPHENOL SUB SLAB SOIL
Project Number: 1153.010.001

Lab Number: L1925676
Report Date: 06/17/19

Sample Receipt and Container Information

Were project specific reporting limits specified? YES

Cooler Information

Cooler	Custody Seal
A	Absent

Container Information

Container ID	Container Type	Cooler	Initial pH	Final pH	Temp deg C	Pres	Seal	Frozen Date/Time	Analysis(*)
L1925676-01A	Glass 60mL/2oz unpreserved	A	NA		2.4	Y	Absent		TS(7),NYTCL-8082(14)
L1925676-02A	Glass 60mL/2oz unpreserved	A	NA		2.4	Y	Absent		TS(7),NYTCL-8082(14)
L1925676-03A	Glass 60mL/2oz unpreserved	A	NA		2.4	Y	Absent		TS(7),NYTCL-8082(14)
L1925676-04A	Glass 60mL/2oz unpreserved	A	NA		2.4	Y	Absent		TS(7),NYTCL-8082(14)
L1925676-05A	Glass 60mL/2oz unpreserved	A	NA		2.4	Y	Absent		TS(7),NYTCL-8082(14)
L1925676-06A	Glass 60mL/2oz unpreserved	A	NA		2.4	Y	Absent		TS(7),NYTCL-8082(14)
L1925676-07A	Glass 60mL/2oz unpreserved	A	NA		2.4	Y	Absent		TS(7),NYTCL-8082(14)
L1925676-08A	Glass 60mL/2oz unpreserved	A	NA		2.4	Y	Absent		TS(7),NYTCL-8082(14)
L1925676-09A	Glass 60mL/2oz unpreserved	A	NA		2.4	Y	Absent		TS(7),NYTCL-8082(14)
L1925676-10A	Glass 60mL/2oz unpreserved	A	NA		2.4	Y	Absent		TS(7),NYTCL-8082(14)

*Values in parentheses indicate holding time in days

Project Name:	AMPHENOL SUB SLAB SOIL	**Lab Number:**	L1925676
Project Number:	1153.010.001	**Report Date:**	06/17/19

GLOSSARY

Acronyms

DL	- Detection Limit: This value represents the level to which target analyte concentrations are reported as estimated values, when those target analyte concentrations are quantified below the limit of quantitation (LOQ). The DL includes any adjustments from dilutions, concentrations or moisture content, where applicable. (DoD report formats only.)
EDL	- Estimated Detection Limit: This value represents the level to which target analyte concentrations are reported as estimated values, when those target analyte concentrations are quantified below the reporting limit (RL). The EDL includes any adjustments from dilutions, concentrations or moisture content, where applicable. The use of EDLs is specific to the analysis of PAHs using Solid-Phase Microextraction (SPME).
EMPC	- Estimated Maximum Possible Concentration: The concentration that results from the signal present at the retention time of an analyte when the ions meet all of the identification criteria except the ion abundance ratio criteria. An EMPC is a worst-case estimate of the concentration.
EPA	- Environmental Protection Agency.
LCS	- Laboratory Control Sample: A sample matrix, free from the analytes of interest, spiked with verified known amounts of analytes or a material containing known and verified amounts of analytes.
LCSD	- Laboratory Control Sample Duplicate: Refer to LCS.
LFB	- Laboratory Fortified Blank: A sample matrix, free from the analytes of interest, spiked with verified known amounts of analytes or a material containing known and verified amounts of analytes.
LOD	- Limit of Detection: This value represents the level to which a target analyte can reliably be detected for a specific analyte in a specific matrix by a specific method. The LOD includes any adjustments from dilutions, concentrations or moisture content, where applicable. (DoD report formats only.)
LOQ	- Limit of Quantitation: The value at which an instrument can accurately measure an analyte at a specific concentration. The LOQ includes any adjustments from dilutions, concentrations or moisture content, where applicable. (DoD report formats only.) Limit of Quantitation: The value at which an instrument can accurately measure an analyte at a specific concentration. The LOQ includes any adjustments from dilutions, concentrations or moisture content, where applicable. (DoD report formats only.)
MDL	- Method Detection Limit: This value represents the level to which target analyte concentrations are reported as estimated values, when those target analyte concentrations are quantified below the reporting limit (RL). The MDL includes any adjustments from dilutions, concentrations or moisture content, where applicable.
MS	- Matrix Spike Sample: A sample prepared by adding a known mass of target analyte to a specified amount of matrix sample for which an independent estimate of target analyte concentration is available. For Method 332.0, the spike recovery is calculated using the native concentration, including estimated values.
MSD	- Matrix Spike Sample Duplicate: Refer to MS.
NA	- Not Applicable.
NC	- Not Calculated: Term is utilized when one or more of the results utilized in the calculation are non-detect at the parameter's reporting unit.
NDPA/DPA	- N-Nitrosodiphenylamine/Diphenylamine.
NI	- Not Ignitable.
NP	- Non-Plastic: Term is utilized for the analysis of Atterberg Limits in soil.
RL	- Reporting Limit: The value at which an instrument can accurately measure an analyte at a specific concentration. The RL includes any adjustments from dilutions, concentrations or moisture content, where applicable.
RPD	- Relative Percent Difference: The results from matrix and/or matrix spike duplicates are primarily designed to assess the precision of analytical results in a given matrix and are expressed as relative percent difference (RPD). Values which are less than five times the reporting limit for any individual parameter are evaluated by utilizing the absolute difference between the values; although the RPD value will be provided in the report.
SRM	- Standard Reference Material: A reference sample of a known or certified value that is of the same or similar matrix as the associated field samples.
STLP	- Semi-dynamic Tank Leaching Procedure per EPA Method 1315.
TEF	- Toxic Equivalency Factors: The values assigned to each dioxin and furan to evaluate their toxicity relative to 2,3,7,8-TCDD.
TEQ	- Toxic Equivalent: The measure of a sample's toxicity derived by multiplying each dioxin and furan by its corresponding TEF and then summing the resulting values.
TIC	- Tentatively Identified Compound: A compound that has been identified to be present and is not part of the target compound list (TCL) for the method and/or program. All TICs are qualitatively identified and reported as estimated concentrations.

Footnotes

Report Format: DU Report with 'J' Qualifiers

Project Name:	AMPHENOL SUB SLAB SOIL	**Lab Number:**	L1925676
Project Number:	1153.010.001	**Report Date:**	06/17/19

1 - The reference for this analyte should be considered modified since this analyte is absent from the target analyte list of the original method.

Terms

Analytical Method: Both the document from which the method originates and the analytical reference method. (Example: EPA 8260B is shown as 1,8260B.) The codes for the reference method documents are provided in the References section of the Addendum.

Difference: With respect to Total Oxidizable Precursor (TOP) Assay analysis, the difference is defined as the Post-Treatment value minus the Pre-Treatment value.

Final pH: As it pertains to Sample Receipt & Container Information section of the report, Final pH reflects pH of container determined after adjustment at the laboratory, if applicable. If no adjustment required, value reflects Initial pH.

Frozen Date/Time: With respect to Volatile Organics in soil, Frozen Date/Time reflects the date/time at which associated Reagent Water-preserved vials were initially frozen. Note: If frozen date/time is beyond 48 hours from sample collection, value will be reflected in 'bold'.

Initial pH: As it pertains to Sample Receipt & Container Information section of the report, Initial pH reflects pH of container determined upon receipt, if applicable.

PFAS Total: With respect to PFAS analyses, the 'PFAS, Total (5)' result is defined as the summation of results for: PFHpA, PFHxS, PFOA, PFNA and PFOS. If a 'Total' result is requested, the results of its individual components will also be reported.

Total: With respect to Organic analyses, a 'Total' result is defined as the summation of results for individual isomers or Aroclors. If a 'Total' result is requested, the results of its individual components will also be reported. This is applicable to 'Total' results for methods 8260, 8081 and 8082.

Data Qualifiers

A - Spectra identified as "Aldol Condensation Product".

B - The analyte was detected above the reporting limit in the associated method blank. Flag only applies to associated field samples that have detectable concentrations of the analyte at less than ten times (10x) the concentration found in the blank. For MCP-related projects, flag only applies to associated field samples that have detectable concentrations of the analyte at less than ten times (10x) the concentration found in the blank. For DOD-related projects, flag only applies to associated field samples that have detectable concentrations of the analyte at less than ten times (10x) the concentration found in the blank AND the analyte was detected above one-half the reporting limit (or above the reporting limit for common lab contaminants) in the associated method blank. For NJ-Air-related projects, flag only applies to associated field samples that have detectable concentrations of the analyte above the reporting limit. For NJ-related projects (excluding Air), flag only applies to associated field samples that have detectable concentrations of the analyte, which was detected above the reporting limit in the associated method blank or above five times the reporting limit for common lab contaminants (Phthalates, Acetone, Methylene Chloride, 2-Butanone).

C - Co-elution: The target analyte co-elutes with a known lab standard (i.e. surrogate, internal standards, etc.) for co-extracted analyses.

D - Concentration of analyte was quantified from diluted analysis. Flag only applies to field samples that have detectable concentrations of the analyte.

E - Concentration of analyte exceeds the range of the calibration curve and/or linear range of the instrument.

G - The concentration may be biased high due to matrix interferences (i.e, co-elution) with non-target compound(s). The result should be considered estimated.

H - The analysis of pH was performed beyond the regulatory-required holding time of 15 minutes from the time of sample collection.

I - The lower value for the two columns has been reported due to obvious interference.

J - Estimated value. The Target analyte concentration is below the quantitation limit (RL), but above the Method Detection Limit (MDL) or Estimated Detection Limit (EDL) for SPME-related analyses. This represents an estimated concentration for Tentatively Identified Compounds (TICs).

M - Reporting Limit (RL) exceeds the MCP CAM Reporting Limit for this analyte.

ND - Not detected at the method detection limit (MDL) for the sample, or estimated detection limit (EDL) for SPME-related analyses.

NJ - Presumptive evidence of compound. This represents an estimated concentration for Tentatively Identified Compounds (TICs), where the identification is based on a mass spectral library search.

P - The RPD between the results for the two columns exceeds the method-specified criteria.

Q - The quality control sample exceeds the associated acceptance criteria. For DOD-related projects, LCS and/or Continuing Calibration Standard exceedences are also qualified on all associated sample results. Note: This flag is not applicable for matrix spike recoveries when the sample concentration is greater than 4x the spike added or for batch duplicate RPD when the sample concentrations are less than 5x the RL. (Metals only.)

R - Analytical results are from sample re-analysis.

RE - Analytical results are from sample re-extraction.

S - Analytical results are from modified screening analysis.

Report Format: DU Report with 'J' Qualifiers

Project Name:	AMPHENOL SUB SLAB SOIL	**Lab Number:**	L1925676
Project Number:	1153.010.001	**Report Date:**	06/17/19

REFERENCES

1 Test Methods for Evaluating Solid Waste: Physical/Chemical Methods. EPA SW-846. Third Edition. Updates I - IV, 2007.

121 Standard Methods for the Examination of Water and Wastewater. APHA-AWWA-WEF. Standard Methods Online.

LIMITATION OF LIABILITIES

Alpha Analytical performs services with reasonable care and diligence normal to the analytical testing laboratory industry. In the event of an error, the sole and exclusive responsibility of Alpha Analytical shall be to re-perform the work at it's own expense. In no event shall Alpha Analytical be held liable for any incidental, consequential or special damages, including but not limited to, damages in any way connected with the use of, interpretation of, information or analysis provided by Alpha Analytical.

We strongly urge our clients to comply with EPA protocol regarding sample volume, preservation, cooling, containers, sampling procedures, holding time and splitting of samples in the field.

Certification Information

The following analytes are not included in our Primary NELAP Scope of Accreditation:

Westborough Facility
EPA 624/624.1: m/p-xylene, o-xylene
EPA 8260C: NPW: 1,2,4,5-Tetramethylbenzene; 4-Ethyltoluene, Azobenzene; SCM: Iodomethane (methyl iodide), Methyl methacrylate, 1,2,4,5-Tetramethylbenzene; 4-Ethyltoluene.
EPA 8270D: NPW: Dimethylnaphthalene,1,4-Diphenylhydrazine; SCM: Dimethylnaphthalene,1,4-Diphenylhydrazine.

EPA 6860: SCM: Perchlorate

SM4500: NPW: Amenable Cyanide; SCM: Total Phosphorus, TKN, NO2, NO3.

Mansfield Facility
SM 2540D: TSS
EPA 8082A: NPW: PCB: 1, 5, 31, 87,101, 110, 141, 151, 153, 180, 183, 187.
EPA TO-15: Halothane, 2,4,4-Trimethyl-2-pentene, 2,4,4-Trimethyl-1-pentene, Thiophene, 2-Methylthiophene, 3-Methylthiophene, 2-Ethylthiophene, 1,2,3-Trimethylbenzene, Indan, Indene, 1,2,4,5-Tetramethylbenzene, Benzothiophene, 1-Methylnaphthalene.
Biological Tissue Matrix: EPA 3050B

The following analytes are included in our Massachusetts DEP Scope of Accreditation

Westborough Facility:

Drinking Water
EPA 300.0: Chloride, Nitrate-N, Fluoride, Sulfate; **EPA 353.2**: Nitrate-N, Nitrite-N; **SM4500NO3-F**: Nitrate-N, Nitrite-N; **SM4500F-C, SM4500CN-CE, EPA 180.1, SM2130B, SM4500Cl-D, SM2320B, SM2540C, SM4500H-B**
EPA 332: Perchlorate; **EPA 524.2:** THMs and VOCs; **EPA 504.1:** EDB, DBCP.
Microbiology: **SM9215B; SM9223-P/A, SM9223B-Colilert-QT,SM9222D**.

Non-Potable Water
SM4500H,B, EPA 120.1, SM2510B, SM2540C, SM2320B, SM4500CL-E, SM4500F-BC, SM4500NH3-BH: Ammonia-N and Kjeldahl-N, **EPA 350.1**: Ammonia-N, **LACHAT 10-107-06-1-B**: Ammonia-N, **EPA 351.1, SM4500NO3-F, EPA 353.2**: Nitrate-N**, SM4500P-E, SM4500P-B, E, SM4500SO4-E, SM5220D, EPA 410.4, SM5210B, SM5310C, SM4500CL-D, EPA 1664, EPA 420.1, SM4500-CN-CE, SM2540D, EPA 300: Chloride, Sulfate, Nitrate.**
EPA 624.1: Volatile Halocarbons & Aromatics,
EPA 608.3: Chlordane, Toxaphene, Aldrin, alpha-BHC, beta-BHC, gamma-BHC, delta-BHC, Dieldrin, DDD, DDE, DDT, Endosulfan I, Endosulfan II, Endosulfan sulfate, Endrin, Endrin Aldehyde, Heptachlor, Heptachlor Epoxide, PCBs
EPA 625.1: SVOC (Acid/Base/Neutral Extractables), **EPA 600/4-81-045**: PCB-Oil.
Microbiology: **SM9223B-Colilert-QT; Enterolert-QT, SM9221E, EPA 1600, EPA 1603.**

Mansfield Facility:

Drinking Water
EPA 200.7: Al, Ba, Cd, Cr, Cu, Fe, Mn, Ni, Na, Ag, Ca, Zn. **EPA 200.8:** Al, Sb, As, Ba, Be, Cd, Cr, Cu, Pb, Mn, Ni, Se, Ag, TL, Zn. **EPA 245.1** Hg.
EPA 522.

Non-Potable Water
EPA 200.7: Al, Sb, As, Be, Cd, Ca, Cr, Co, Cu, Fe, Pb, Mg, Mn, Mo, Ni, K, Se, Ag, Na, Sr, TL, Ti, V, Zn.
EPA 200.8: Al, Sb, As, Be, Cd, Cr, Cu, Fe, Pb, Mn, Ni, K, Se, Ag, Na, TL, Zn.
EPA 245.1 Hg.
SM2340B

For a complete listing of analytes and methods, please contact your Alpha Project Manager.

NEW YORK CHAIN OF CUSTODY

ALPHA ANALYTICAL

Westborough, MA 01581
8 Walkup Dr.
TEL: 508-898-9220
FAX: 508-898-9193

Mansfield, MA 02048
320 Forbes Blvd
TEL: 508-822-9300
FAX: 508-822-3288

Service Centers
Mahwah, NJ 07430: 35 Whitney Rd, Suite 5
Albany, NY 12205: 14 Walker Way
Tonawanda, NY 14150: 275 Cooper Ave, Suite 105

Page 1 of 1

Date Rec'd in Lab: 6/14/19

ALPHA Job #: L1925676

Project Information
Project Name: Amphenol Sub Slab Soil
Project Location: Sidney NY
Project #: 1153.010.001
(Use Project name as Project #) ☐
Project Manager: Bryce Dingman
ALPHAQuote #:

Client Information
Client: B+L
Address: 443 Electronics Pkwy
Liverpool NY 13088
Phone: 315-457-5200
Fax: MStrodel, DDingman
Email: eberton@ad/gmdre.com

Turn-Around Time
Standard ☐ Due Date:
Rush (only if pre approved) ☒ 1 # of Days: 1

Deliverables
☐ ASP-A ☒ ASP-B
☐ EQuIS (1 File) ☒ EQuIS (4 File)
☐ Other

Regulatory Requirement
☐ NY TOGS ☐ NY Part 375
☐ AWQ Standards ☐ NY CP-51
☐ NY Restricted Use ☐ Other
☐ NY Unrestricted Use
☐ NYC Sewer Discharge

Billing Information
☐ Same as Client Info
PO # 1153.010.001

Disposal Site Information
Please identify below location of applicable disposal facilities.
Disposal Facility:
☐ NJ ☐ NY
☐ Other:

These samples have been previously analyzed by Alpha ☐

Other project specific requirements/comments:

Please specify Metals or TAL.

ANALYSIS

Sample Filtration
☐ Done
☐ Lab to do
Preservation
☐ Lab to do
(Please Specify below)

ALPHA Lab ID (Lab Use Only)	Sample ID	Collection Date	Collection Time	Sample Matrix	Sampler's Initials	PCBs	Sample Specific Comments	Total Bottle
25626-01	B5 36-38 061319	06/13/19	12:29	Soil	MPS	X		1
02	B9 36-38 061319		12:39			X		1
03	B12 24-26 061319		12:43			X		1
04	W20 061319		12:50			X		1
05	W21 061319		13:10			X		1
06	W22 061319		13:14			X		1
07	W23 061319		13:09			X		1
08	W25 061319		12:54			X		1
09	W27 061319		12:58			X		1
10	W29 061319		13:01			X		1

Preservative Code:
A = None
B = HCl
C = HNO_3
D = H_2SO_4
E = NaOH
F = MeOH
G = $NaHSO_4$
H = $Na_2S_2O_3$
K/E = Zn Ac/NaOH
O = Other

Container Code
P = Plastic
A = Amber Glass
V = Vial
G = Glass
B = Bacteria Cup
C = Cube
O = Other
E = Encore
D = BOD Bottle

Westboro: Certification No: MA935
Mansfield: Certification No: MA015

Container Type	A												
Preservative	A												

Relinquished By:	Date/Time	Received By:	Date/Time
[signature]	6/13/19 16:35	[signature]	6/13/19 1845
[signature]	6/13/19 1845	[signature]	6/13/19 1845

Please print clearly, legibly and completely. Samples can not be logged in and turnaround time clock will not start until any ambiguities are resolved. BY EXECUTING THIS COC, THE CLIENT HAS READ AND AGREES TO BE BOUND BY ALPHA'S TERMS & CONDITIONS. (See reverse side.)

Form No: 01-25 HC (rev. 30-Sept-2013)

ANALYTICAL REPORT

Lab Number:	L1925925
Client:	Barton & Loguidice, P.C 443 Electronics Parkway Liverpool, NY 13088
ATTN:	Bryce Dingman
Phone:	(518) 218-1801
Project Name:	AMPHENOL SUB SLAB SOIL
Project Number:	1153.010.001
Report Date:	06/17/19

The original project report/data package is held by Alpha Analytical. This report/data package is paginated and should be reproduced only in its entirety. Alpha Analytical holds no responsibility for results and/or data that are not consistent with the original.

Certifications & Approvals: MA (M-MA086), NH NELAP (2064), CT (PH-0574), IL (200077), ME (MA00086), MD (348), NJ (MA935), NY (11148), NC (25700/666), PA (68-03671), RI (LAO00065), TX (T104704476), VT (VT-0935), VA (460195), USDA (Permit #P330-17-00196).

Eight Walkup Drive, Westborough, MA 01581-1019
508-898-9220 (Fax) 508-898-9193 800-624-9220 - www.alphalab.com

Project Name: AMPHENOL SUB SLAB SOIL
Project Number: 1153.010.001

Lab Number: L1925925
Report Date: 06/17/19

Alpha Sample ID	Client ID	Matrix	Sample Location	Collection Date/Time	Receive Date
L1925925-01	BC 60-62 061419	SOIL	1153.010.001	06/14/19 10:45	06/14/19
L1925925-02	W24 061419	SOIL	1153.010.001	06/14/19 10:46	06/14/19
L1925925-03	W26 061419	SOIL	1153.010.001	06/14/19 10:48	06/14/19
L1925925-04	W28 061419	SOIL	1153.010.001	06/14/19 10:52	06/14/19

Project Name:	AMPHENOL SUB SLAB SOIL	**Lab Number:**	L1925925
Project Number:	1153.010.001	**Report Date:**	06/17/19

Case Narrative

The samples were received in accordance with the Chain of Custody and no significant deviations were encountered during the preparation or analysis unless otherwise noted. Sample Receipt, Container Information, and the Chain of Custody are located at the back of the report.

Results contained within this report relate only to the samples submitted under this Alpha Lab Number and meet NELAP requirements for all NELAP accredited parameters unless otherwise noted in the following narrative. The data presented in this report is organized by parameter (i.e. VOC, SVOC, etc.). Sample specific Quality Control data (i.e. Surrogate Spike Recovery) is reported at the end of the target analyte list for each individual sample, followed by the Laboratory Batch Quality Control at the end of each parameter. Tentatively Identified Compounds (TICs), if requested, are reported for compounds identified to be present and are not part of the method/program Target Compound List, even if only a subset of the TCL are being reported. If a sample was re-analyzed or re-extracted due to a required quality control corrective action and if both sets of data are reported, the Laboratory ID of the re-analysis or re-extraction is designated with an "R" or "RE", respectively.

When multiple Batch Quality Control elements are reported (e.g. more than one LCS), the associated samples for each element are noted in the grey shaded header line of each data table. Any Laboratory Batch, Sample Specific % recovery or RPD value that is outside the listed Acceptance Criteria is bolded in the report. In reference to questions H (CAM) or 4 (RCP) when "NO" is checked, the performance criteria for CAM and RCP methods allow for some quality control failures to occur and still be within method compliance. In these instances, the specific failure is not narrated but noted in the associated QC Outlier Summary Report, located directly after the Case Narrative. QC information is also incorporated in the Data Usability Assessment table (Format 11) of our Data Merger tool, where it can be reviewed in conjunction with the sample result, associated regulatory criteria and any associated data usability implications.

Soil/sediments, solids and tissues are reported on a dry weight basis unless otherwise noted. Definitions of all data qualifiers and acronyms used in this report are provided in the Glossary located at the back of the report.

HOLD POLICY - For samples submitted on hold, Alpha's policy is to hold samples (with the exception of Air canisters) free of charge for 21 calendar days from the date the project is completed. After 21 calendar days, we will dispose of all samples submitted including those put on hold unless you have contacted your Alpha Project Manager and made arrangements for Alpha to continue to hold the samples. Air canisters will be disposed after 3 business days from the date the project is completed.

Please contact Project Management at 800-624-9220 with any questions.

Project Name:	AMPHENOL SUB SLAB SOIL	**Lab Number:**	L1925925
Project Number:	1153.010.001	**Report Date:**	06/17/19

Case Narrative (continued)

Report Submission

All non-detect (ND) or estimated concentrations (J-qualified) have been quantitated to the limit noted in the MDL column.

PCBs

L1925925-01 and -03: The surrogate recoveries are below the acceptance criteria for 2,4,5,6-tetrachloro-m-xylene (0%) and decachlorobiphenyl (0%) due to the dilution required to quantitate the sample. Re-extraction was not required; therefore, the results of the original analysis are reported.

I, the undersigned, attest under the pains and penalties of perjury that, to the best of my knowledge and belief and based upon my personal inquiry of those responsible for providing the information contained in this analytical report, such information is accurate and complete. This certificate of analysis is not complete unless this page accompanies any and all pages of this report.

Authorized Signature: Amita Naik

Title: Technical Director/Representative Date: 06/17/19

ORGANICS

PCBS

Project Name: AMPHENOL SUB SLAB SOIL **Lab Number:** L1925925

Project Number: 1153.010.001 **Report Date:** 06/17/19

SAMPLE RESULTS

Lab ID:	L1925925-01	D	Date Collected:	06/14/19 10:45
Client ID:	BC 60-62 061419		Date Received:	06/14/19
Sample Location:	1153.010.001		Field Prep:	Not Specified

Sample Depth:

Matrix:	Soil	Extraction Method:	EPA 3546
Analytical Method:	1,8082A	Extraction Date:	06/15/19 06:31
Analytical Date:	06/16/19 21:13	Cleanup Method:	EPA 3665A
Analyst:	KEG	Cleanup Date:	06/15/19
Percent Solids:	84%	Cleanup Method:	EPA 3660B
		Cleanup Date:	06/15/19

Parameter	Result	Qualifier	Units	RL	MDL	Dilution Factor	Column
Polychlorinated Biphenyls by GC - Westborough Lab							
Aroclor 1016	ND		ug/kg	4490000	398000	40000	A
Aroclor 1221	ND		ug/kg	4490000	450000	40000	A
Aroclor 1232	ND		ug/kg	4490000	951000	40000	A
Aroclor 1242	19300000		ug/kg	4490000	605000	40000	B
Aroclor 1248	ND		ug/kg	4490000	673000	40000	A
Aroclor 1254	7440000	P	ug/kg	4490000	491000	40000	B
Aroclor 1260	ND		ug/kg	4490000	829000	40000	A
Aroclor 1262	ND		ug/kg	4490000	570000	40000	A
Aroclor 1268	ND		ug/kg	4490000	465000	40000	A
PCBs, Total	26700000		ug/kg	4490000	398000	40000	B

Surrogate	% Recovery	Qualifier	Acceptance Criteria	Column
2,4,5,6-Tetrachloro-m-xylene	**0**	Q	30-150	A
Decachlorobiphenyl	**0**	Q	30-150	A
2,4,5,6-Tetrachloro-m-xylene	**0**	Q	30-150	B
Decachlorobiphenyl	**0**	Q	30-150	B

Project Name: AMPHENOL SUB SLAB SOIL
Project Number: 1153.010.001

Lab Number: L1925925
Report Date: 06/17/19

SAMPLE RESULTS

Lab ID: L1925925-02
Client ID: W24 061419
Sample Location: 1153.010.001

Sample Depth:
Matrix: Soil
Analytical Method: 1,8082A
Analytical Date: 06/17/19 17:03
Analyst: KEG
Percent Solids: 94%

Date Collected: 06/14/19 10:46
Date Received: 06/14/19
Field Prep: Not Specified

Extraction Method: EPA 3546
Extraction Date: 06/17/19 10:01
Cleanup Method: EPA 3665A
Cleanup Date: 06/17/19
Cleanup Method: EPA 3660B
Cleanup Date: 06/17/19

Parameter	Result	Qualifier	Units	RL	MDL	Dilution Factor	Column
Polychlorinated Biphenyls by GC - Westborough Lab							
Aroclor 1016	ND		ug/kg	35.0	3.11	1	A
Aroclor 1221	ND		ug/kg	35.0	3.51	1	A
Aroclor 1232	ND		ug/kg	35.0	7.43	1	A
Aroclor 1242	533		ug/kg	35.0	4.72	1	B
Aroclor 1248	ND		ug/kg	35.0	5.26	1	A
Aroclor 1254	ND		ug/kg	35.0	3.83	1	A
Aroclor 1260	ND		ug/kg	35.0	6.48	1	A
Aroclor 1262	ND		ug/kg	35.0	4.45	1	A
Aroclor 1268	ND		ug/kg	35.0	3.63	1	A
PCBs, Total	533		ug/kg	35.0	3.11	1	B

Surrogate	% Recovery	Qualifier	Acceptance Criteria	Column
2,4,5,6-Tetrachloro-m-xylene	72		30-150	A
Decachlorobiphenyl	61		30-150	A
2,4,5,6-Tetrachloro-m-xylene	72		30-150	B
Decachlorobiphenyl	68		30-150	B

Project Name: AMPHENOL SUB SLAB SOIL
Project Number: 1153.010.001
Lab Number: L1925925
Report Date: 06/17/19

SAMPLE RESULTS

Lab ID: L1925925-03 D
Client ID: W26 061419
Sample Location: 1153.010.001

Date Collected: 06/14/19 10:48
Date Received: 06/14/19
Field Prep: Not Specified

Sample Depth:
Matrix: Soil
Analytical Method: 1,8082A
Analytical Date: 06/17/19 17:46
Analyst: KEG
Percent Solids: 70%

Extraction Method: EPA 3546
Extraction Date: 06/17/19 10:01
Cleanup Method: EPA 3665A
Cleanup Date: 06/17/19
Cleanup Method: EPA 3660B
Cleanup Date: 06/17/19

Parameter	Result	Qualifier	Units	RL	MDL	Dilution Factor	Column
Polychlorinated Biphenyls by GC - Westborough Lab							
Aroclor 1016	ND		ug/kg	2320	206.	50	A
Aroclor 1221	ND		ug/kg	2320	232.	50	A
Aroclor 1232	ND		ug/kg	2320	491.	50	A
Aroclor 1242	7600		ug/kg	2320	312.	50	B
Aroclor 1248	ND		ug/kg	2320	348.	50	A
Aroclor 1254	1670	J	ug/kg	2320	253.	50	B
Aroclor 1260	ND		ug/kg	2320	428.	50	A
Aroclor 1262	ND		ug/kg	2320	294.	50	A
Aroclor 1268	ND		ug/kg	2320	240.	50	A
PCBs, Total	9270	J	ug/kg	2320	206.	50	B

Surrogate	% Recovery	Qualifier	Acceptance Criteria	Column
2,4,5,6-Tetrachloro-m-xylene	**0**	Q	30-150	A
Decachlorobiphenyl	**0**	Q	30-150	A
2,4,5,6-Tetrachloro-m-xylene	**0**	Q	30-150	B
Decachlorobiphenyl	**0**	Q	30-150	B

Project Name: AMPHENOL SUB SLAB SOIL
Project Number: 1153.010.001
Lab Number: L1925925
Report Date: 06/17/19

SAMPLE RESULTS

Lab ID: L1925925-04
Client ID: W28 061419
Sample Location: 1153.010.001

Date Collected: 06/14/19 10:52
Date Received: 06/14/19
Field Prep: Not Specified

Sample Depth:
Matrix: Soil
Analytical Method: 1,8082A
Analytical Date: 06/17/19 17:28
Analyst: WR
Percent Solids: 82%

Extraction Method: EPA 3546
Extraction Date: 06/17/19 10:01
Cleanup Method: EPA 3665A
Cleanup Date: 06/17/19
Cleanup Method: EPA 3660B
Cleanup Date: 06/17/19

Parameter	Result	Qualifier	Units	RL	MDL	Dilution Factor	Column
Polychlorinated Biphenyls by GC - Westborough Lab							
Aroclor 1016	ND		ug/kg	39.6	3.51	1	A
Aroclor 1221	ND		ug/kg	39.6	3.96	1	A
Aroclor 1232	ND		ug/kg	39.6	8.38	1	A
Aroclor 1242	473		ug/kg	39.6	5.33	1	B
Aroclor 1248	ND		ug/kg	39.6	5.93	1	A
Aroclor 1254	ND		ug/kg	39.6	4.33	1	A
Aroclor 1260	ND		ug/kg	39.6	7.31	1	A
Aroclor 1262	ND		ug/kg	39.6	5.02	1	A
Aroclor 1268	ND		ug/kg	39.6	4.10	1	A
PCBs, Total	473		ug/kg	39.6	3.51	1	B

Surrogate	% Recovery	Qualifier	Acceptance Criteria	Column
2,4,5,6-Tetrachloro-m-xylene	58		30-150	A
Decachlorobiphenyl	52		30-150	A
2,4,5,6-Tetrachloro-m-xylene	58		30-150	B
Decachlorobiphenyl	57		30-150	B

Project Name: AMPHENOL SUB SLAB SOIL
Project Number: 1153.010.001

Lab Number: L1925925
Report Date: 06/17/19

Method Blank Analysis
Batch Quality Control

Analytical Method: 1,8082A
Analytical Date: 06/17/19 08:19
Analyst: KEG

Extraction Method: EPA 3546
Extraction Date: 06/15/19 06:31
Cleanup Method: EPA 3665A
Cleanup Date: 06/15/19
Cleanup Method: EPA 3660B
Cleanup Date: 06/15/19

Parameter	Result	Qualifier	Units	RL	MDL	Column
Polychlorinated Biphenyls by GC - Westborough Lab for sample(s): 01 Batch: WG1248910-1						
Aroclor 1016	ND		ug/kg	94.2	8.36	A
Aroclor 1221	ND		ug/kg	94.2	9.44	A
Aroclor 1232	ND		ug/kg	94.2	20.0	A
Aroclor 1242	82.0	J	ug/kg	94.2	12.7	A
Aroclor 1248	ND		ug/kg	94.2	14.1	A
Aroclor 1254	ND		ug/kg	94.2	10.3	A
Aroclor 1260	ND		ug/kg	94.2	17.4	A
Aroclor 1262	ND		ug/kg	94.2	12.0	A
Aroclor 1268	ND		ug/kg	94.2	9.76	A
PCBs, Total	82.0	J	ug/kg	94.2	8.36	A

Surrogate	%Recovery	Qualifier	Acceptance Criteria	Column
2,4,5,6-Tetrachloro-m-xylene	90		30-150	A
Decachlorobiphenyl	87		30-150	A
2,4,5,6-Tetrachloro-m-xylene	88		30-150	B
Decachlorobiphenyl	95		30-150	B

Project Name: AMPHENOL SUB SLAB SOIL
Project Number: 1153.010.001

Lab Number: L1925925
Report Date: 06/17/19

Method Blank Analysis
Batch Quality Control

Analytical Method: 1,8082A
Analytical Date: 06/17/19 16:26
Analyst: KEG

Extraction Method: EPA 3546
Extraction Date: 06/16/19 13:40
Cleanup Method: EPA 3665A
Cleanup Date: 06/16/19
Cleanup Method: EPA 3660B
Cleanup Date: 06/17/19

Parameter	Result	Qualifier	Units	RL	MDL	Column
Polychlorinated Biphenyls by GC - Westborough Lab for sample(s): 02-04 Batch: WG1249194-1						
Aroclor 1016	ND		ug/kg	31.4	2.79	A
Aroclor 1221	ND		ug/kg	31.4	3.15	A
Aroclor 1232	ND		ug/kg	31.4	6.66	A
Aroclor 1242	ND		ug/kg	31.4	4.24	A
Aroclor 1248	ND		ug/kg	31.4	4.71	A
Aroclor 1254	ND		ug/kg	31.4	3.44	A
Aroclor 1260	ND		ug/kg	31.4	5.81	A
Aroclor 1262	ND		ug/kg	31.4	3.99	A
Aroclor 1268	ND		ug/kg	31.4	3.26	A
PCBs, Total	ND		ug/kg	31.4	2.79	A

Surrogate	%Recovery	Qualifier	Acceptance Criteria	Column
2,4,5,6-Tetrachloro-m-xylene	89		30-150	A
Decachlorobiphenyl	82		30-150	A
2,4,5,6-Tetrachloro-m-xylene	91		30-150	B
Decachlorobiphenyl	94		30-150	B

Lab Control Sample Analysis

Batch Quality Control

Project Name: AMPHENOL SUB SLAB SOIL

Project Number: 1153.010.001

Lab Number: L1925925

Report Date: 06/17/19

Parameter	LCS %Recovery	Qual	LCSD %Recovery	Qual	%Recovery Limits	RPD	Qual	RPD Limits	Column
Polychlorinated Biphenyls by GC - Westborough Lab Associated sample(s): 01 Batch: WG1248910-2 WG1248910-3									
Aroclor 1016	110		115		40-140	4		50	A
Aroclor 1260	106		110		40-140	4		50	A

Surrogate	LCS %Recovery	Qual	LCSD %Recovery	Qual	Acceptance Criteria	Column
2,4,5,6-Tetrachloro-m-xylene	97		101		30-150	A
Decachlorobiphenyl	106		109		30-150	A
2,4,5,6-Tetrachloro-m-xylene	96		101		30-150	B
Decachlorobiphenyl	111		116		30-150	B

Lab Control Sample Analysis
Batch Quality Control

Project Name: AMPHENOL SUB SLAB SOIL
Project Number: 1153.010.001
Lab Number: L1925925
Report Date: 06/17/19

Parameter	LCS %Recovery	Qual	LCSD %Recovery	Qual	%Recovery Limits	RPD	Qual	RPD Limits	Column
Polychlorinated Biphenyls by GC - Westborough Lab Associated sample(s): 02-04 Batch: WG1249194-2 WG1249194-3									
Aroclor 1016	96		94		40-140	2		50	A
Aroclor 1260	89		90		40-140	1		50	A

Surrogate	LCS %Recovery	Qual	LCSD %Recovery	Qual	Acceptance Criteria	Column
2,4,5,6-Tetrachloro-m-xylene	82		80		30-150	A
Decachlorobiphenyl	77		76		30-150	A
2,4,5,6-Tetrachloro-m-xylene	81		79		30-150	B
Decachlorobiphenyl	85		84		30-150	B

INORGANICS
&
MISCELLANEOUS

Project Name: AMPHENOL SUB SLAB SOIL
Project Number: 1153.010.001

Lab Number: L1925925
Report Date: 06/17/19

SAMPLE RESULTS

Lab ID: L1925925-01
Client ID: BC 60-62 061419
Sample Location: 1153.010.001

Date Collected: 06/14/19 10:45
Date Received: 06/14/19
Field Prep: Not Specified

Sample Depth:
Matrix: Soil

Parameter	Result	Qualifier	Units	RL	MDL	Dilution Factor	Date Prepared	Date Analyzed	Analytical Method	Analyst
General Chemistry - Westborough Lab										
Solids, Total	84.4		%	0.100	NA	1	-	06/15/19 06:42	121,2540G	RI

Project Name: AMPHENOL SUB SLAB SOIL
Project Number: 1153.010.001

Lab Number: L1925925
Report Date: 06/17/19

SAMPLE RESULTS

Lab ID: L1925925-02
Client ID: W24 061419
Sample Location: 1153.010.001

Date Collected: 06/14/19 10:46
Date Received: 06/14/19
Field Prep: Not Specified

Sample Depth:
Matrix: Soil

Parameter	Result	Qualifier	Units	RL	MDL	Dilution Factor	Date Prepared	Date Analyzed	Analytical Method	Analyst
General Chemistry - Westborough Lab										
Solids, Total	94.4		%	0.100	NA	1	-	06/15/19 06:42	121,2540G	RI

Project Name: AMPHENOL SUB SLAB SOIL
Project Number: 1153.010.001

Lab Number: L1925925
Report Date: 06/17/19

SAMPLE RESULTS

Lab ID: L1925925-03
Client ID: W26 061419
Sample Location: 1153.010.001

Date Collected: 06/14/19 10:48
Date Received: 06/14/19
Field Prep: Not Specified

Sample Depth:
Matrix: Soil

Parameter	Result	Qualifier	Units	RL	MDL	Dilution Factor	Date Prepared	Date Analyzed	Analytical Method	Analyst
General Chemistry - Westborough Lab										
Solids, Total	70.2		%	0.100	NA	1	-	06/15/19 06:42	121,2540G	RI

Project Name: AMPHENOL SUB SLAB SOIL
Project Number: 1153.010.001

Lab Number: L1925925
Report Date: 06/17/19

SAMPLE RESULTS

Lab ID: L1925925-04
Client ID: W28 061419
Sample Location: 1153.010.001

Date Collected: 06/14/19 10:52
Date Received: 06/14/19
Field Prep: Not Specified

Sample Depth:
Matrix: Soil

Parameter	Result	Qualifier	Units	RL	MDL	Dilution Factor	Date Prepared	Date Analyzed	Analytical Method	Analyst
General Chemistry - Westborough Lab										
Solids, Total	82.4		%	0.100	NA	1	-	06/15/19 06:42	121,2540G	RI

Lab Duplicate Analysis

Batch Quality Control

Project Name: AMPHENOL SUB SLAB SOIL

Project Number: 1153.010.001

Lab Number: L1925925

Report Date: 06/17/19

Parameter	Native Sample	Duplicate Sample	Units	RPD	Qual	RPD Limits
General Chemistry - Westborough Lab Associated sample(s): 01-04 QC Batch ID: WG1248911-1 QC Sample: L1925654-01 Client ID: DUP Sample						
Solids, Total	91.0	91.1	%	0		20

Project Name: AMPHENOL SUB SLAB SOIL
Project Number: 1153.010.001

Lab Number: L1925925
Report Date: 06/17/19

Sample Receipt and Container Information

Were project specific reporting limits specified? YES

Cooler Information

Cooler	Custody Seal
A	Absent

Container Information

Container ID	Container Type	Cooler	Initial pH	Final pH	Temp deg C	Pres	Seal	Frozen Date/Time	Analysis(*)
L1925925-01A	Glass 60mL/2oz unpreserved	A	NA		5.1	Y	Absent		TS(7),NYTCL-8082(14)
L1925925-02A	Glass 60mL/2oz unpreserved	A	NA		5.1	Y	Absent		TS(7),NYTCL-8082(14)
L1925925-03A	Glass 60mL/2oz unpreserved	A	NA		5.1	Y	Absent		TS(7),NYTCL-8082(14)
L1925925-04A	Glass 60mL/2oz unpreserved	A	NA		5.1	Y	Absent		TS(7),NYTCL-8082(14)

*Values in parentheses indicate holding time in days

Project Name:	AMPHENOL SUB SLAB SOIL	**Lab Number:**	L1925925
Project Number:	1153.010.001	**Report Date:**	06/17/19

GLOSSARY

Acronyms

DL	- Detection Limit: This value represents the level to which target analyte concentrations are reported as estimated values, when those target analyte concentrations are quantified below the limit of quantitation (LOQ). The DL includes any adjustments from dilutions, concentrations or moisture content, where applicable. (DoD report formats only.)
EDL	- Estimated Detection Limit: This value represents the level to which target analyte concentrations are reported as estimated values, when those target analyte concentrations are quantified below the reporting limit (RL). The EDL includes any adjustments from dilutions, concentrations or moisture content, where applicable. The use of EDLs is specific to the analysis of PAHs using Solid-Phase Microextraction (SPME).
EMPC	- Estimated Maximum Possible Concentration: The concentration that results from the signal present at the retention time of an analyte when the ions meet all of the identification criteria except the ion abundance ratio criteria. An EMPC is a worst-case estimate of the concentration.
EPA	- Environmental Protection Agency.
LCS	- Laboratory Control Sample: A sample matrix, free from the analytes of interest, spiked with verified known amounts of analytes or a material containing known and verified amounts of analytes.
LCSD	- Laboratory Control Sample Duplicate: Refer to LCS.
LFB	- Laboratory Fortified Blank: A sample matrix, free from the analytes of interest, spiked with verified known amounts of analytes or a material containing known and verified amounts of analytes.
LOD	- Limit of Detection: This value represents the level to which a target analyte can reliably be detected for a specific analyte in a specific matrix by a specific method. The LOD includes any adjustments from dilutions, concentrations or moisture content, where applicable. (DoD report formats only.)
LOQ	- Limit of Quantitation: The value at which an instrument can accurately measure an analyte at a specific concentration. The LOQ includes any adjustments from dilutions, concentrations or moisture content, where applicable. (DoD report formats only.) Limit of Quantitation: The value at which an instrument can accurately measure an analyte at a specific concentration. The LOQ includes any adjustments from dilutions, concentrations or moisture content, where applicable. (DoD report formats only.)
MDL	- Method Detection Limit: This value represents the level to which target analyte concentrations are reported as estimated values, when those target analyte concentrations are quantified below the reporting limit (RL). The MDL includes any adjustments from dilutions, concentrations or moisture content, where applicable.
MS	- Matrix Spike Sample: A sample prepared by adding a known mass of target analyte to a specified amount of matrix sample for which an independent estimate of target analyte concentration is available. For Method 332.0, the spike recovery is calculated using the native concentration, including estimated values.
MSD	- Matrix Spike Sample Duplicate: Refer to MS.
NA	- Not Applicable.
NC	- Not Calculated: Term is utilized when one or more of the results utilized in the calculation are non-detect at the parameter's reporting unit.
NDPA/DPA	- N-Nitrosodiphenylamine/Diphenylamine.
NI	- Not Ignitable.
NP	- Non-Plastic: Term is utilized for the analysis of Atterberg Limits in soil.
RL	- Reporting Limit: The value at which an instrument can accurately measure an analyte at a specific concentration. The RL includes any adjustments from dilutions, concentrations or moisture content, where applicable.
RPD	- Relative Percent Difference: The results from matrix and/or matrix spike duplicates are primarily designed to assess the precision of analytical results in a given matrix and are expressed as relative percent difference (RPD). Values which are less than five times the reporting limit for any individual parameter are evaluated by utilizing the absolute difference between the values; although the RPD value will be provided in the report.
SRM	- Standard Reference Material: A reference sample of a known or certified value that is of the same or similar matrix as the associated field samples.
STLP	- Semi-dynamic Tank Leaching Procedure per EPA Method 1315.
TEF	- Toxic Equivalency Factors: The values assigned to each dioxin and furan to evaluate their toxicity relative to 2,3,7,8-TCDD.
TEQ	- Toxic Equivalent: The measure of a sample's toxicity derived by multiplying each dioxin and furan by its corresponding TEF and then summing the resulting values.
TIC	- Tentatively Identified Compound: A compound that has been identified to be present and is not part of the target compound list (TCL) for the method and/or program. All TICs are qualitatively identified and reported as estimated concentrations.

Footnotes

Report Format: DU Report with 'J' Qualifiers

Project Name:	AMPHENOL SUB SLAB SOIL	**Lab Number:**	L1925925
Project Number:	1153.010.001	**Report Date:**	06/17/19

1 - The reference for this analyte should be considered modified since this analyte is absent from the target analyte list of the original method.

Terms

Analytical Method: Both the document from which the method originates and the analytical reference method. (Example: EPA 8260B is shown as 1,8260B.) The codes for the reference method documents are provided in the References section of the Addendum.

Difference: With respect to Total Oxidizable Precursor (TOP) Assay analysis, the difference is defined as the Post-Treatment value minus the Pre-Treatment value.

Final pH: As it pertains to Sample Receipt & Container Information section of the report, Final pH reflects pH of container determined after adjustment at the laboratory, if applicable. If no adjustment required, value reflects Initial pH.

Frozen Date/Time: With respect to Volatile Organics in soil, Frozen Date/Time reflects the date/time at which associated Reagent Water-preserved vials were initially frozen. Note: If frozen date/time is beyond 48 hours from sample collection, value will be reflected in 'bold'.

Initial pH: As it pertains to Sample Receipt & Container Information section of the report, Initial pH reflects pH of container determined upon receipt, if applicable.

PFAS Total: With respect to PFAS analyses, the 'PFAS, Total (5)' result is defined as the summation of results for: PFHpA, PFHxS, PFOA, PFNA and PFOS. If a 'Total' result is requested, the results of its individual components will also be reported.

Total: With respect to Organic analyses, a 'Total' result is defined as the summation of results for individual isomers or Aroclors. If a 'Total' result is requested, the results of its individual components will also be reported. This is applicable to 'Total' results for methods 8260, 8081 and 8082.

Data Qualifiers

A - Spectra identified as "Aldol Condensation Product".

B - The analyte was detected above the reporting limit in the associated method blank. Flag only applies to associated field samples that have detectable concentrations of the analyte at less than ten times (10x) the concentration found in the blank. For MCP-related projects, flag only applies to associated field samples that have detectable concentrations of the analyte at less than ten times (10x) the concentration found in the blank. For DOD-related projects, flag only applies to associated field samples that have detectable concentrations of the analyte at less than ten times (10x) the concentration found in the blank AND the analyte was detected above one-half the reporting limit (or above the reporting limit for common lab contaminants) in the associated method blank. For NJ-Air-related projects, flag only applies to associated field samples that have detectable concentrations of the analyte above the reporting limit. For NJ-related projects (excluding Air), flag only applies to associated field samples that have detectable concentrations of the analyte, which was detected above the reporting limit in the associated method blank or above five times the reporting limit for common lab contaminants (Phthalates, Acetone, Methylene Chloride, 2-Butanone).

C - Co-elution: The target analyte co-elutes with a known lab standard (i.e. surrogate, internal standards, etc.) for co-extracted analyses.

D - Concentration of analyte was quantified from diluted analysis. Flag only applies to field samples that have detectable concentrations of the analyte.

E - Concentration of analyte exceeds the range of the calibration curve and/or linear range of the instrument.

G - The concentration may be biased high due to matrix interferences (i.e, co-elution) with non-target compound(s). The result should be considered estimated.

H - The analysis of pH was performed beyond the regulatory-required holding time of 15 minutes from the time of sample collection.

I - The lower value for the two columns has been reported due to obvious interference.

J - Estimated value. The Target analyte concentration is below the quantitation limit (RL), but above the Method Detection Limit (MDL) or Estimated Detection Limit (EDL) for SPME-related analyses. This represents an estimated concentration for Tentatively Identified Compounds (TICs).

M - Reporting Limit (RL) exceeds the MCP CAM Reporting Limit for this analyte.

ND - Not detected at the method detection limit (MDL) for the sample, or estimated detection limit (EDL) for SPME-related analyses.

NJ - Presumptive evidence of compound. This represents an estimated concentration for Tentatively Identified Compounds (TICs), where the identification is based on a mass spectral library search.

P - The RPD between the results for the two columns exceeds the method-specified criteria.

Q - The quality control sample exceeds the associated acceptance criteria. For DOD-related projects, LCS and/or Continuing Calibration Standard exceedences are also qualified on all associated sample results. Note: This flag is not applicable for matrix spike recoveries when the sample concentration is greater than 4x the spike added or for batch duplicate RPD when the sample concentrations are less than 5x the RL. (Metals only.)

R - Analytical results are from sample re-analysis.

RE - Analytical results are from sample re-extraction.

S - Analytical results are from modified screening analysis.

Report Format: DU Report with 'J' Qualifiers

Project Name:	AMPHENOL SUB SLAB SOIL	**Lab Number:**	L1925925
Project Number:	1153.010.001	**Report Date:**	06/17/19

REFERENCES

1 Test Methods for Evaluating Solid Waste: Physical/Chemical Methods. EPA SW-846. Third Edition. Updates I - IV, 2007.

121 Standard Methods for the Examination of Water and Wastewater. APHA-AWWA-WEF. Standard Methods Online.

LIMITATION OF LIABILITIES

Alpha Analytical performs services with reasonable care and diligence normal to the analytical testing laboratory industry. In the event of an error, the sole and exclusive responsibility of Alpha Analytical shall be to re-perform the work at it's own expense. In no event shall Alpha Analytical be held liable for any incidental, consequential or special damages, including but not limited to, damages in any way connected with the use of, interpretation of, information or analysis provided by Alpha Analytical.

We strongly urge our clients to comply with EPA protocol regarding sample volume, preservation, cooling, containers, sampling procedures, holding time and splitting of samples in the field.

Certification Information

The following analytes are not included in our Primary NELAP Scope of Accreditation:

Westborough Facility
EPA 624/624.1: m/p-xylene, o-xylene
EPA 8260C: NPW: 1,2,4,5-Tetramethylbenzene; 4-Ethyltoluene, Azobenzene; SCM: Iodomethane (methyl iodide), Methyl methacrylate, 1,2,4,5-Tetramethylbenzene; 4-Ethyltoluene.
EPA 8270D: NPW: Dimethylnaphthalene,1,4-Diphenylhydrazine; SCM: Dimethylnaphthalene,1,4-Diphenylhydrazine.

EPA 6860: SCM: Perchlorate

SM4500: NPW: Amenable Cyanide; SCM: Total Phosphorus, TKN, NO2, NO3.

Mansfield Facility
SM 2540D: TSS
EPA 8082A: NPW: PCB: 1, 5, 31, 87,101, 110, 141, 151, 153, 180, 183, 187.
EPA TO-15: Halothane, 2,4,4-Trimethyl-2-pentene, 2,4,4-Trimethyl-1-pentene, Thiophene, 2-Methylthiophene, 3-Methylthiophene, 2-Ethylthiophene, 1,2,3-Trimethylbenzene, Indan, Indene, 1,2,4,5-Tetramethylbenzene, Benzothiophene, 1-Methylnaphthalene.
Biological Tissue Matrix: EPA 3050B

The following analytes are included in our Massachusetts DEP Scope of Accreditation

Westborough Facility:

Drinking Water
EPA 300.0: Chloride, Nitrate-N, Fluoride, Sulfate; **EPA 353.2**: Nitrate-N, Nitrite-N; **SM4500NO3-F**: Nitrate-N, Nitrite-N; **SM4500F-C, SM4500CN-CE, EPA 180.1, SM2130B, SM4500Cl-D, SM2320B, SM2540C, SM4500H-B**
EPA 332: Perchlorate; **EPA 524.2:** THMs and VOCs; **EPA 504.1:** EDB, DBCP.
Microbiology: **SM9215B; SM9223-P/A, SM9223B-Colilert-QT,SM9222D**.

Non-Potable Water
SM4500H,B, EPA 120.1, SM2510B, SM2540C, SM2320B, SM4500CL-E, SM4500F-BC, SM4500NH3-BH: Ammonia-N and Kjeldahl-N, **EPA 350.1**: Ammonia-N, **LACHAT 10-107-06-1-B**: Ammonia-N, **EPA 351.1, SM4500NO3-F, EPA 353.2**: Nitrate-N**, SM4500P-E, SM4500P-B, E, SM4500SO4-E, SM5220D, EPA 410.4, SM5210B, SM5310C, SM4500CL-D, EPA 1664, EPA 420.1, SM4500-CN-CE, SM2540D, EPA 300: Chloride, Sulfate, Nitrate.**
EPA 624.1: Volatile Halocarbons & Aromatics,
EPA 608.3: Chlordane, Toxaphene, Aldrin, alpha-BHC, beta-BHC, gamma-BHC, delta-BHC, Dieldrin, DDD, DDE, DDT, Endosulfan I, Endosulfan II, Endosulfan sulfate, Endrin, Endrin Aldehyde, Heptachlor, Heptachlor Epoxide, PCBs
EPA 625.1: SVOC (Acid/Base/Neutral Extractables), **EPA 600/4-81-045**: PCB-Oil.
Microbiology: **SM9223B-Colilert-QT; Enterolert-QT, SM9221E, EPA 1600, EPA 1603.**

Mansfield Facility:

Drinking Water
EPA 200.7: Al, Ba, Cd, Cr, Cu, Fe, Mn, Ni, Na, Ag, Ca, Zn. **EPA 200.8:** Al, Sb, As, Ba, Be, Cd, Cr, Cu, Pb, Mn, Ni, Se, Ag, TL, Zn. **EPA 245.1** Hg.
EPA 522.

Non-Potable Water
EPA 200.7: Al, Sb, As, Be, Cd, Ca, Cr, Co, Cu, Fe, Pb, Mg, Mn, Mo, Ni, K, Se, Ag, Na, Sr, TL, Ti, V, Zn.
EPA 200.8: Al, Sb, As, Be, Cd, Cr, Cu, Fe, Pb, Mn, Ni, K, Se, Ag, Na, TL, Zn.
EPA 245.1 Hg.
SM2340B

For a complete listing of analytes and methods, please contact your Alpha Project Manager.

ALPHA ANALYTICAL

Westborough, MA 01581
8 Walkup Dr.
TEL: 508-898-9220
FAX: 508-898-9193

Mansfield, MA 02048
320 Forbes Blvd
TEL: 508-822-9300
FAX: 508-822-3288

NEW YORK CHAIN OF CUSTODY

Service Centers
Mahwah, NJ 07430: 35 Whitney Rd, Suite 5
Albany, NY 12205: 14 Walker Way
Tonawanda, NY 14150: 275 Cooper Ave, Suite 105

Page 1 of 1

Date Rec'd in Lab: 6/15/19

ALPHA Job #: L1925925

Client Information
Client: Barton & Loguidice
Address: 443 Electronics Parkway
Liverpool, NY 13088
Phone: 315-457-5200
Fax: MStrodel, BDingman
Email: @bartonandloguidice.com

Project Information
Project Name: Amphenol Sub Slab Soil
Project Location: 1153.010.001
Project #: 1153.010.001
(Use Project name as Project #) ☐
Project Manager: Bryce Dingman
ALPHAQuote #:

Turn-Around Time
Standard ☐ Due Date:
Rush (only if pre approved) ☒ # of Days: 1

Deliverables
☐ ASP-A ☒ ASP-B
☐ EQuIS (1 File) ☒ EQuIS (4 File)
☐ Other

Regulatory Requirement
☐ NY TOGS ☐ NY Part 375
☐ AWQ Standards ☐ NY CP-51
☐ NY Restricted Use ☐ Other
☐ NY Unrestricted Use
☐ NYC Sewer Discharge

Billing Information
☐ Same as Client Info
PO # 1153.010.001

Disposal Site Information
Please identify below location of applicable disposal facilities.
Disposal Facility:
☐ NJ ☐ NY
☐ Other:

These samples have been previously analyzed by Alpha ☐

Other project specific requirements/comments:

Please specify Metals or TAL.

ANALYSIS: PCBs

Sample Filtration
☐ Done
☐ Lab to do
Preservation
☐ Lab to do
(Please Specify below)

ALPHA Lab ID (Lab Use Only)	Sample ID	Collection Date	Collection Time	Sample Matrix	Sampler's Initials	PCBs	Sample Specific Comments	Total Bottle
25925-01	[redacted] BG CO-C2 061419	06/14/19	10:45	Soil	MPS	X	[redacted]	1
02	[redacted] W24 061419	↓	10:46	↓	↓	X	[redacted]	1
03	[redacted] W26 061419	↓	10:48	↓	↓	X	[redacted]	1
04	[redacted] W28 061419	↓	10:52	↓	↓	X	[redacted]	1
	[redacted]						[redacted]	
	[redacted]						[redacted]	
	[redacted]						[redacted]	
	[redacted]						[redacted]	

Preservative Code:
A = None
B = HCl
C = HNO_3
D = H_2SO_4
E = NaOH
F = MeOH
G = $NaHSO_4$
H = $Na_2S_2O_3$
K/E = Zn Ac/NaOH
O = Other

Container Code
P = Plastic
A = Amber Glass
V = Vial
G = Glass
B = Bacteria Cup
C = Cube
O = Other
E = Encore
D = BOD Bottle

Westboro: Certification No: MA935
Mansfield: Certification No: MA015

Container Type	A								
Preservative	A								

Relinquished By:	Date/Time	Received By:	Date/Time
[signature]	06/14/19 14:20	[signature]	6/14/19 1740
[signature]	6/14/19 1740	[signature]	6/15/19 0120

Please print clearly, legibly and completely. Samples can not be logged in and turnaround time clock will not start until any ambiguities are resolved. BY EXECUTING THIS COC, THE CLIENT HAS READ AND AGREES TO BE BOUND BY ALPHA'S TERMS & CONDITIONS. (See reverse side.)

Form No: 01-25 HC (rev. 30-Sept-2013)

ANALYTICAL REPORT

Lab Number:	L1928836
Client:	Barton & Loguidice, P.C 443 Electronics Parkway Liverpool, NY 13088
ATTN:	Bryce Dingman
Phone:	(518) 218-1801
Project Name:	AMPHENOL
Project Number:	1153.010.001
Report Date:	07/02/19

The original project report/data package is held by Alpha Analytical. This report/data package is paginated and should be reproduced only in its entirety. Alpha Analytical holds no responsibility for results and/or data that are not consistent with the original.

Certifications & Approvals: MA (M-MA086), NH NELAP (2064), CT (PH-0574), IL (200077), ME (MA00086), MD (348), NJ (MA935), NY (11148), NC (25700/666), PA (68-03671), RI (LAO00065), TX (T104704476), VT (VT-0935), VA (460195), USDA (Permit #P330-17-00196).

Eight Walkup Drive, Westborough, MA 01581-1019
508-898-9220 (Fax) 508-898-9193 800-624-9220 - www.alphalab.com

Project Name: AMPHENOL
Project Number: 1153.010.001

Lab Number: L1928836
Report Date: 07/02/19

Alpha Sample ID	Client ID	Matrix	Sample Location	Collection Date/Time	Receive Date
L1928836-01	B6-7 72-74 070119	SOIL	SIDNEY, NY	07/01/19 10:13	07/01/19
L1928836-02	B6-7 84-86 070119	SOIL	SIDNEY, NY	07/01/19 10:15	07/01/19
L1928836-03	B6-7 96-98 070119	SOIL	SIDNEY, NY	07/01/19 10:25	07/01/19
L1928836-04	B6-7 108-110 070119	SOIL	SIDNEY, NY	07/01/19 10:27	07/01/19
L1928836-05	B6-7 120-122 070119	SOIL	SIDNEY, NY	07/01/19 10:30	07/01/19
L1928836-06	B6-7 132-134 070119	SOIL	SIDNEY, NY	07/01/19 11:40	07/01/19
L1928836-07	B2-3 72-74 070119	SOIL	SIDNEY, NY	07/01/19 10:35	07/01/19
L1928836-08	B2-3 84-86 070119	SOIL	SIDNEY, NY	07/01/19 10:42	07/01/19
L1928836-09	B2-3 96-98 070119	SOIL	SIDNEY, NY	07/01/19 10:47	07/01/19
L1928836-10	B2-3 108-110 070119	SOIL	SIDNEY, NY	07/01/19 11:02	07/01/19
L1928836-11	B2-3 120-122 070119	SOIL	SIDNEY, NY	07/01/19 11:07	07/01/19
L1928836-12	B3-4 72-74 070119	SOIL	SIDNEY, NY	07/01/19 11:20	07/01/19
L1928836-13	B3-4 84-86 070119	SOIL	SIDNEY, NY	07/01/19 11:22	07/01/19
L1928836-14	B3-4 96-98 070119	SOIL	SIDNEY, NY	07/01/19 11:25	07/01/19
L1928836-15	B3-4 108-110 070119	SOIL	SIDNEY, NY	07/01/19 11:28	07/01/19
L1928836-16	B3-4 120-122 070119	SOIL	SIDNEY, NY	07/01/19 00:00	07/01/19
L1928836-17	DUPE 070119 070119	SOIL	SIDNEY, NY	07/01/19 00:00	07/01/19

Project Name:	AMPHENOL	**Lab Number:**	L1928836
Project Number:	1153.010.001	**Report Date:**	07/02/19

Case Narrative

The samples were received in accordance with the Chain of Custody and no significant deviations were encountered during the preparation or analysis unless otherwise noted. Sample Receipt, Container Information, and the Chain of Custody are located at the back of the report.

Results contained within this report relate only to the samples submitted under this Alpha Lab Number and meet NELAP requirements for all NELAP accredited parameters unless otherwise noted in the following narrative. The data presented in this report is organized by parameter (i.e. VOC, SVOC, etc.). Sample specific Quality Control data (i.e. Surrogate Spike Recovery) is reported at the end of the target analyte list for each individual sample, followed by the Laboratory Batch Quality Control at the end of each parameter. Tentatively Identified Compounds (TICs), if requested, are reported for compounds identified to be present and are not part of the method/program Target Compound List, even if only a subset of the TCL are being reported. If a sample was re-analyzed or re-extracted due to a required quality control corrective action and if both sets of data are reported, the Laboratory ID of the re-analysis or re-extraction is designated with an "R" or "RE", respectively.

When multiple Batch Quality Control elements are reported (e.g. more than one LCS), the associated samples for each element are noted in the grey shaded header line of each data table. Any Laboratory Batch, Sample Specific % recovery or RPD value that is outside the listed Acceptance Criteria is bolded in the report. In reference to questions H (CAM) or 4 (RCP) when "NO" is checked, the performance criteria for CAM and RCP methods allow for some quality control failures to occur and still be within method compliance. In these instances, the specific failure is not narrated but noted in the associated QC Outlier Summary Report, located directly after the Case Narrative. QC information is also incorporated in the Data Usability Assessment table (Format 11) of our Data Merger tool, where it can be reviewed in conjunction with the sample result, associated regulatory criteria and any associated data usability implications.

Soil/sediments, solids and tissues are reported on a dry weight basis unless otherwise noted. Definitions of all data qualifiers and acronyms used in this report are provided in the Glossary located at the back of the report.

HOLD POLICY - For samples submitted on hold, Alpha's policy is to hold samples (with the exception of Air canisters) free of charge for 21 calendar days from the date the project is completed. After 21 calendar days, we will dispose of all samples submitted including those put on hold unless you have contacted your Alpha Project Manager and made arrangements for Alpha to continue to hold the samples. Air canisters will be disposed after 3 business days from the date the project is completed.

Please contact Project Management at 800-624-9220 with any questions.

Project Name:	AMPHENOL	**Lab Number:**	L1928836
Project Number:	1153.010.001	**Report Date:**	07/02/19

Case Narrative (continued)

Report Submission

All non-detect (ND) or estimated concentrations (J-qualified) have been quantitated to the limit noted in the MDL column.

Sample Receipt

The collection times for samples L1928836-12 through -16 were obtained from the container labels.

PCBs

L1928836-01, -02, -03, -06, -07, -09, -10, and -17: The surrogate recoveries are below the acceptance criteria for 2,4,5,6-tetrachloro-m-xylene (0%) and decachlorobiphenyl (0%) due to the dilution required to quantitate the sample. Re-extraction was not required; therefore, the results of the original analysis are reported.

L1928836-01, -11, -12 and -17: Aroclor 1248 may be present in this sample; however, due to the concentration of Aroclor1242, this analyte cannot be accurately quantitated.

L1928836-03, -04, and -05 contains peaks which match the retention times for Aroclor 1242, but do not match the area ratios typical for this aroclor. The result for Aroclor 1242 is reported as "altered".

L1928836-09 and -10: Aroclor 1242 may be present in this sample; however, due to the concentration of Aroclor 1248, this analyte cannot be accurately quantitated.

I, the undersigned, attest under the pains and penalties of perjury that, to the best of my knowledge and belief and based upon my personal inquiry of those responsible for providing the information contained in this analytical report, such information is accurate and complete. This certificate of analysis is not complete unless this page accompanies any and all pages of this report.

Authorized Signature: Lisa Westerlind

Title: Technical Director/Representative

Date: 07/02/19

ORGANICS

PCBS

Project Name: AMPHENOL
Project Number: 1153.010.001

Lab Number: L1928836
Report Date: 07/02/19

SAMPLE RESULTS

Lab ID: L1928836-01 D
Client ID: B6-7 72-74 070119
Sample Location: SIDNEY, NY

Sample Depth:
Matrix: Soil
Analytical Method: 1,8082A
Analytical Date: 07/02/19 17:31
Analyst: JM
Percent Solids: 42%

Date Collected: 07/01/19 10:13
Date Received: 07/01/19
Field Prep: Not Specified

Extraction Method: EPA 3546
Extraction Date: 07/02/19 04:15
Cleanup Method: EPA 3665A
Cleanup Date: 07/02/19
Cleanup Method: EPA 3660B
Cleanup Date: 07/02/19

Parameter	Result	Qualifier	Units	RL	MDL	Dilution Factor	Column
Polychlorinated Biphenyls by GC - Westborough Lab							
Aroclor 1016	ND		ug/kg	4480	398.	20	A
Aroclor 1221	ND		ug/kg	4480	449.	20	A
Aroclor 1232	ND		ug/kg	4480	950.	20	A
Aroclor 1242	35200		ug/kg	4480	604.	20	A
Aroclor 1248	ND		ug/kg	4480	672.	20	A
Aroclor 1254	ND		ug/kg	4480	490.	20	A
Aroclor 1260	ND		ug/kg	4480	829.	20	A
Aroclor 1262	ND		ug/kg	4480	569.	20	A
Aroclor 1268	ND		ug/kg	4480	464.	20	A
PCBs, Total	35200		ug/kg	4480	398.	20	A

Surrogate	% Recovery	Qualifier	Acceptance Criteria	Column
2,4,5,6-Tetrachloro-m-xylene	**0**	Q	30-150	A
Decachlorobiphenyl	**0**	Q	30-150	A
2,4,5,6-Tetrachloro-m-xylene	**0**	Q	30-150	B
Decachlorobiphenyl	**0**	Q	30-150	B

Project Name: AMPHENOL
Project Number: 1153.010.001
Lab Number: L1928836
Report Date: 07/02/19

SAMPLE RESULTS

Lab ID: L1928836-02 D
Client ID: B6-7 84-86 070119
Sample Location: SIDNEY, NY

Date Collected: 07/01/19 10:15
Date Received: 07/01/19
Field Prep: Not Specified

Sample Depth:
Matrix: Soil
Analytical Method: 1,8082A
Analytical Date: 07/02/19 17:44
Analyst: JM
Percent Solids: 80%

Extraction Method: EPA 3546
Extraction Date: 07/02/19 04:15
Cleanup Method: EPA 3665A
Cleanup Date: 07/02/19
Cleanup Method: EPA 3660B
Cleanup Date: 07/02/19

Parameter	Result	Qualifier	Units	RL	MDL	Dilution Factor	Column
Polychlorinated Biphenyls by GC - Westborough Lab							
Aroclor 1016	ND		ug/kg	106000	9370	1000	A
Aroclor 1221	ND		ug/kg	106000	10600	1000	A
Aroclor 1232	ND		ug/kg	106000	22400	1000	A
Aroclor 1242	ND		ug/kg	106000	14200	1000	A
Aroclor 1248	1100000		ug/kg	106000	15800	1000	A
Aroclor 1254	ND		ug/kg	106000	11500	1000	A
Aroclor 1260	ND		ug/kg	106000	19500	1000	A
Aroclor 1262	ND		ug/kg	106000	13400	1000	A
Aroclor 1268	ND		ug/kg	106000	10900	1000	A
PCBs, Total	1100000		ug/kg	106000	9370	1000	A

Surrogate	% Recovery	Qualifier	Acceptance Criteria	Column
2,4,5,6-Tetrachloro-m-xylene	**0**	Q	30-150	A
Decachlorobiphenyl	**0**	Q	30-150	A
2,4,5,6-Tetrachloro-m-xylene	**0**	Q	30-150	B
Decachlorobiphenyl	**0**	Q	30-150	B

Project Name: AMPHENOL
Project Number: 1153.010.001

Lab Number: L1928836
Report Date: 07/02/19

SAMPLE RESULTS

Lab ID: L1928836-03 D
Client ID: B6-7 96-98 070119
Sample Location: SIDNEY, NY

Sample Depth:
Matrix: Soil
Analytical Method: 1,8082A
Analytical Date: 07/02/19 17:57
Analyst: JM
Percent Solids: 80%

Date Collected: 07/01/19 10:25
Date Received: 07/01/19
Field Prep: Not Specified

Extraction Method: EPA 3546
Extraction Date: 07/02/19 04:15
Cleanup Method: EPA 3665A
Cleanup Date: 07/02/19
Cleanup Method: EPA 3660B
Cleanup Date: 07/02/19

Parameter	Result	Qualifier	Units	RL	MDL	Dilution Factor	Column
Polychlorinated Biphenyls by GC - Westborough Lab							
Aroclor 1016	ND		ug/kg	105000	9300	1000	A
Aroclor 1221	ND		ug/kg	105000	10500	1000	A
Aroclor 1232	ND		ug/kg	105000	22200	1000	A
Aroclor 1242	1200000		ug/kg	105000	14100	1000	A
Aroclor 1248	ND		ug/kg	105000	15700	1000	A
Aroclor 1254	ND		ug/kg	105000	11400	1000	A
Aroclor 1260	29400	J	ug/kg	105000	19300	1000	B
Aroclor 1262	ND		ug/kg	105000	13300	1000	A
Aroclor 1268	ND		ug/kg	105000	10800	1000	A
PCBs, Total	1230000	J	ug/kg	105000	9300	1000	B

Surrogate	% Recovery	Qualifier	Acceptance Criteria	Column
2,4,5,6-Tetrachloro-m-xylene	**0**	Q	30-150	A
Decachlorobiphenyl	**0**	Q	30-150	A
2,4,5,6-Tetrachloro-m-xylene	**0**	Q	30-150	B
Decachlorobiphenyl	**0**	Q	30-150	B

Project Name: AMPHENOL
Project Number: 1153.010.001
Lab Number: L1928836
Report Date: 07/02/19

SAMPLE RESULTS

Lab ID: L1928836-04
Client ID: B6-7 108-110 070119
Sample Location: SIDNEY, NY

Sample Depth:
Matrix: Soil
Analytical Method: 1,8082A
Analytical Date: 07/02/19 17:28
Analyst: WR
Percent Solids: 50%

Date Collected: 07/01/19 10:27
Date Received: 07/01/19
Field Prep: Not Specified

Extraction Method: EPA 3546
Extraction Date: 07/02/19 04:15
Cleanup Method: EPA 3665A
Cleanup Date: 07/02/19
Cleanup Method: EPA 3660B
Cleanup Date: 07/02/19

Parameter	Result	Qualifier	Units	RL	MDL	Dilution Factor	Column
Polychlorinated Biphenyls by GC - Westborough Lab							
Aroclor 1016	ND		ug/kg	182	16.1	1	A
Aroclor 1221	ND		ug/kg	182	18.2	1	A
Aroclor 1232	ND		ug/kg	182	38.5	1	A
Aroclor 1242	663		ug/kg	182	24.5	1	B
Aroclor 1248	ND		ug/kg	182	27.2	1	A
Aroclor 1254	ND		ug/kg	182	19.9	1	A
Aroclor 1260	40.5	JP	ug/kg	182	33.6	1	B
Aroclor 1262	ND		ug/kg	182	23.0	1	A
Aroclor 1268	ND		ug/kg	182	18.8	1	A
PCBs, Total	704	J	ug/kg	182	16.1	1	B

Surrogate	% Recovery	Qualifier	Acceptance Criteria	Column
2,4,5,6-Tetrachloro-m-xylene	52		30-150	A
Decachlorobiphenyl	55		30-150	A
2,4,5,6-Tetrachloro-m-xylene	52		30-150	B
Decachlorobiphenyl	65		30-150	B

Project Name: AMPHENOL
Project Number: 1153.010.001
Lab Number: L1928836
Report Date: 07/02/19

SAMPLE RESULTS

Lab ID: L1928836-05
Client ID: B6-7 120-122 070119
Sample Location: SIDNEY, NY

Sample Depth:
Matrix: Soil
Analytical Method: 1,8082A
Analytical Date: 07/02/19 17:41
Analyst: WR
Percent Solids: 44%

Date Collected: 07/01/19 10:30
Date Received: 07/01/19
Field Prep: Not Specified

Extraction Method: EPA 3546
Extraction Date: 07/02/19 04:15
Cleanup Method: EPA 3665A
Cleanup Date: 07/02/19
Cleanup Method: EPA 3660B
Cleanup Date: 07/02/19

Parameter	Result	Qualifier	Units	RL	MDL	Dilution Factor	Column
Polychlorinated Biphenyls by GC - Westborough Lab							
Aroclor 1016	ND		ug/kg	216	19.2	1	A
Aroclor 1221	ND		ug/kg	216	21.7	1	A
Aroclor 1232	ND		ug/kg	216	45.8	1	A
Aroclor 1242	1680		ug/kg	216	29.1	1	A
Aroclor 1248	ND		ug/kg	216	32.4	1	A
Aroclor 1254	ND		ug/kg	216	23.6	1	A
Aroclor 1260	56.5	J	ug/kg	216	40.0	1	B
Aroclor 1262	ND		ug/kg	216	27.4	1	A
Aroclor 1268	ND		ug/kg	216	22.4	1	A
PCBs, Total	1740	J	ug/kg	216	19.2	1	B

Surrogate	% Recovery	Qualifier	Acceptance Criteria	Column
2,4,5,6-Tetrachloro-m-xylene	37		30-150	A
Decachlorobiphenyl	39		30-150	A
2,4,5,6-Tetrachloro-m-xylene	37		30-150	B
Decachlorobiphenyl	46		30-150	B

Project Name: AMPHENOL
Project Number: 1153.010.001

Lab Number: L1928836
Report Date: 07/02/19

SAMPLE RESULTS

Lab ID: L1928836-06 D
Client ID: B6-7 132-134 070119
Sample Location: SIDNEY, NY

Sample Depth:
Matrix: Soil
Analytical Method: 1,8082A
Analytical Date: 07/02/19 17:18
Analyst: JM
Percent Solids: 76%

Date Collected: 07/01/19 11:40
Date Received: 07/01/19
Field Prep: Not Specified

Extraction Method: EPA 3546
Extraction Date: 07/02/19 04:15
Cleanup Method: EPA 3665A
Cleanup Date: 07/02/19
Cleanup Method: EPA 3660B
Cleanup Date: 07/02/19

Parameter	Result	Qualifier	Units	RL	MDL	Dilution Factor	Column
Polychlorinated Biphenyls by GC - Westborough Lab							
Aroclor 1016	ND		ug/kg	6080	540.	50	A
Aroclor 1221	ND		ug/kg	6080	609.	50	A
Aroclor 1232	ND		ug/kg	6080	1290	50	A
Aroclor 1242	ND		ug/kg	6080	819.	50	A
Aroclor 1248	28600		ug/kg	6080	912.	50	B
Aroclor 1254	ND		ug/kg	6080	665.	50	A
Aroclor 1260	1640	J	ug/kg	6080	1120	50	B
Aroclor 1262	ND		ug/kg	6080	772.	50	A
Aroclor 1268	ND		ug/kg	6080	630.	50	A
PCBs, Total	30200	J	ug/kg	6080	540.	50	B

Surrogate	% Recovery	Qualifier	Acceptance Criteria	Column
2,4,5,6-Tetrachloro-m-xylene	**0**	Q	30-150	A
Decachlorobiphenyl	**0**	Q	30-150	A
2,4,5,6-Tetrachloro-m-xylene	**0**	Q	30-150	B
Decachlorobiphenyl	**0**	Q	30-150	B

Project Name: AMPHENOL
Project Number: 1153.010.001

Lab Number: L1928836
Report Date: 07/02/19

SAMPLE RESULTS

Lab ID: L1928836-07 D
Client ID: B2-3 72-74 070119
Sample Location: SIDNEY, NY

Sample Depth:
Matrix: Soil
Analytical Method: 1,8082A
Analytical Date: 07/02/19 17:31
Analyst: JM
Percent Solids: 60%

Date Collected: 07/01/19 10:35
Date Received: 07/01/19
Field Prep: Not Specified

Extraction Method: EPA 3546
Extraction Date: 07/02/19 04:15
Cleanup Method: EPA 3665A
Cleanup Date: 07/02/19
Cleanup Method: EPA 3660B
Cleanup Date: 07/02/19

Parameter	Result	Qualifier	Units	RL	MDL	Dilution Factor	Column
Polychlorinated Biphenyls by GC - Westborough Lab							
Aroclor 1016	ND		ug/kg	1500	133.	10	A
Aroclor 1221	ND		ug/kg	1500	150.	10	A
Aroclor 1232	ND		ug/kg	1500	318.	10	A
Aroclor 1242	ND		ug/kg	1500	202.	10	A
Aroclor 1248	11200		ug/kg	1500	225.	10	B
Aroclor 1254	ND		ug/kg	1500	164.	10	A
Aroclor 1260	458	J	ug/kg	1500	277.	10	B
Aroclor 1262	ND		ug/kg	1500	191.	10	A
Aroclor 1268	ND		ug/kg	1500	155.	10	A
PCBs, Total	11700	J	ug/kg	1500	133.	10	B

Surrogate	% Recovery	Qualifier	Acceptance Criteria	Column
2,4,5,6-Tetrachloro-m-xylene	**0**	Q	30-150	A
Decachlorobiphenyl	**0**	Q	30-150	A
2,4,5,6-Tetrachloro-m-xylene	**0**	Q	30-150	B
Decachlorobiphenyl	**0**	Q	30-150	B

Project Name: AMPHENOL
Project Number: 1153.010.001
Lab Number: L1928836
Report Date: 07/02/19

SAMPLE RESULTS

Lab ID: L1928836-08
Client ID: B2-3 84-86 070119
Sample Location: SIDNEY, NY

Sample Depth:
Matrix: Soil
Analytical Method: 1,8082A
Analytical Date: 07/02/19 14:19
Analyst: AWS
Percent Solids: 81%

Date Collected: 07/01/19 10:42
Date Received: 07/01/19
Field Prep: Not Specified

Extraction Method: EPA 3546
Extraction Date: 07/02/19 04:15
Cleanup Method: EPA 3665A
Cleanup Date: 07/02/19
Cleanup Method: EPA 3660B
Cleanup Date: 07/02/19

Parameter	Result	Qualifier	Units	RL	MDL	Dilution Factor	Column
Polychlorinated Biphenyls by GC - Westborough Lab							
Aroclor 1016	ND		ug/kg	112	9.95	1	A
Aroclor 1221	ND		ug/kg	112	11.2	1	A
Aroclor 1232	ND		ug/kg	112	23.8	1	A
Aroclor 1242	ND		ug/kg	112	15.1	1	A
Aroclor 1248	161		ug/kg	112	16.8	1	B
Aroclor 1254	ND		ug/kg	112	12.3	1	A
Aroclor 1260	ND		ug/kg	112	20.7	1	A
Aroclor 1262	ND		ug/kg	112	14.2	1	A
Aroclor 1268	ND		ug/kg	112	11.6	1	A
PCBs, Total	161		ug/kg	112	9.95	1	B

Surrogate	% Recovery	Qualifier	Acceptance Criteria	Column
2,4,5,6-Tetrachloro-m-xylene	56		30-150	A
Decachlorobiphenyl	**26**	Q	30-150	A
2,4,5,6-Tetrachloro-m-xylene	56		30-150	B
Decachlorobiphenyl	36		30-150	B

Project Name: AMPHENOL
Project Number: 1153.010.001

Lab Number: L1928836
Report Date: 07/02/19

SAMPLE RESULTS

Lab ID: L1928836-09 D
Client ID: B2-3 96-98 070119
Sample Location: SIDNEY, NY

Sample Depth:
Matrix: Soil
Analytical Method: 1,8082A
Analytical Date: 07/02/19 17:44
Analyst: JM
Percent Solids: 83%

Date Collected: 07/01/19 10:47
Date Received: 07/01/19
Field Prep: Not Specified

Extraction Method: EPA 3546
Extraction Date: 07/02/19 04:15
Cleanup Method: EPA 3665A
Cleanup Date: 07/02/19
Cleanup Method: EPA 3660B
Cleanup Date: 07/02/19

Parameter	Result	Qualifier	Units	RL	MDL	Dilution Factor	Column
Polychlorinated Biphenyls by GC - Westborough Lab							
Aroclor 1016	ND		ug/kg	5310	472.	50	A
Aroclor 1221	ND		ug/kg	5310	532.	50	A
Aroclor 1232	ND		ug/kg	5310	1130	50	A
Aroclor 1242	ND		ug/kg	5310	716.	50	A
Aroclor 1248	29100		ug/kg	5310	797.	50	B
Aroclor 1254	ND		ug/kg	5310	581.	50	A
Aroclor 1260	1280	J	ug/kg	5310	982.	50	B
Aroclor 1262	ND		ug/kg	5310	675.	50	A
Aroclor 1268	ND		ug/kg	5310	550.	50	A
PCBs, Total	30400	J	ug/kg	5310	472.	50	B

Surrogate	% Recovery	Qualifier	Acceptance Criteria	Column
2,4,5,6-Tetrachloro-m-xylene	**0**	Q	30-150	A
Decachlorobiphenyl	**0**	Q	30-150	A
2,4,5,6-Tetrachloro-m-xylene	**0**	Q	30-150	B
Decachlorobiphenyl	**0**	Q	30-150	B

Project Name: AMPHENOL
Project Number: 1153.010.001
Lab Number: L1928836
Report Date: 07/02/19

SAMPLE RESULTS

Lab ID: L1928836-10 D
Client ID: B2-3 108-110 070119
Sample Location: SIDNEY, NY

Sample Depth:
Matrix: Soil
Analytical Method: 1,8082A
Analytical Date: 07/02/19 17:56
Analyst: JM
Percent Solids: 79%

Date Collected: 07/01/19 11:02
Date Received: 07/01/19
Field Prep: Not Specified

Extraction Method: EPA 3546
Extraction Date: 07/02/19 04:15
Cleanup Method: EPA 3665A
Cleanup Date: 07/02/19
Cleanup Method: EPA 3660B
Cleanup Date: 07/02/19

Parameter	Result	Qualifier	Units	RL	MDL	Dilution Factor	Column
Polychlorinated Biphenyls by GC - Westborough Lab							
Aroclor 1016	ND		ug/kg	2350	209.	20	A
Aroclor 1221	ND		ug/kg	2350	235.	20	A
Aroclor 1232	ND		ug/kg	2350	498.	20	A
Aroclor 1242	ND		ug/kg	2350	317.	20	A
Aroclor 1248	15300		ug/kg	2350	352.	20	B
Aroclor 1254	ND		ug/kg	2350	257.	20	A
Aroclor 1260	520	J	ug/kg	2350	434.	20	B
Aroclor 1262	ND		ug/kg	2350	298.	20	A
Aroclor 1268	ND		ug/kg	2350	243.	20	A
PCBs, Total	15800	J	ug/kg	2350	209.	20	B

Surrogate	% Recovery	Qualifier	Acceptance Criteria	Column
2,4,5,6-Tetrachloro-m-xylene	**0**	Q	30-150	A
Decachlorobiphenyl	**0**	Q	30-150	A
2,4,5,6-Tetrachloro-m-xylene	**0**	Q	30-150	B
Decachlorobiphenyl	**0**	Q	30-150	B

Project Name: AMPHENOL
Project Number: 1153.010.001

Lab Number: L1928836
Report Date: 07/02/19

SAMPLE RESULTS

Lab ID: L1928836-11
Client ID: B2-3 120-122 070119
Sample Location: SIDNEY, NY

Sample Depth:
Matrix: Soil
Analytical Method: 1,8082A
Analytical Date: 07/02/19 14:57
Analyst: AWS
Percent Solids: 81%

Date Collected: 07/01/19 11:07
Date Received: 07/01/19
Field Prep: Not Specified

Extraction Method: EPA 3546
Extraction Date: 07/02/19 04:17
Cleanup Method: EPA 3665A
Cleanup Date: 07/02/19
Cleanup Method: EPA 3660B
Cleanup Date: 07/02/19

Parameter	Result	Qualifier	Units	RL	MDL	Dilution Factor	Column
Polychlorinated Biphenyls by GC - Westborough Lab							
Aroclor 1016	ND		ug/kg	108	9.57	1	A
Aroclor 1221	ND		ug/kg	108	10.8	1	A
Aroclor 1232	ND		ug/kg	108	22.8	1	A
Aroclor 1242	783		ug/kg	108	14.5	1	B
Aroclor 1248	ND		ug/kg	108	16.2	1	A
Aroclor 1254	ND		ug/kg	108	11.8	1	A
Aroclor 1260	ND		ug/kg	108	19.9	1	A
Aroclor 1262	ND		ug/kg	108	13.7	1	A
Aroclor 1268	ND		ug/kg	108	11.2	1	A
PCBs, Total	783		ug/kg	108	9.57	1	B

Surrogate	% Recovery	Qualifier	Acceptance Criteria	Column
2,4,5,6-Tetrachloro-m-xylene	54		30-150	A
Decachlorobiphenyl	**27**	Q	30-150	A
2,4,5,6-Tetrachloro-m-xylene	54		30-150	B
Decachlorobiphenyl	36		30-150	B

Project Name: AMPHENOL
Project Number: 1153.010.001

Lab Number: L1928836
Report Date: 07/02/19

SAMPLE RESULTS

Lab ID: L1928836-12
Client ID: B3-4 72-74 070119
Sample Location: SIDNEY, NY

Sample Depth:
Matrix: Soil
Analytical Method: 1,8082A
Analytical Date: 07/02/19 15:09
Analyst: AWS
Percent Solids: 85%

Date Collected: 07/01/19 11:20
Date Received: 07/01/19
Field Prep: Not Specified

Extraction Method: EPA 3546
Extraction Date: 07/02/19 04:17
Cleanup Method: EPA 3665A
Cleanup Date: 07/02/19
Cleanup Method: EPA 3660B
Cleanup Date: 07/02/19

Parameter	Result	Qualifier	Units	RL	MDL	Dilution Factor	Column
Polychlorinated Biphenyls by GC - Westborough Lab							
Aroclor 1016	ND		ug/kg	113	10.0	1	A
Aroclor 1221	ND		ug/kg	113	11.3	1	A
Aroclor 1232	ND		ug/kg	113	23.9	1	A
Aroclor 1242	138		ug/kg	113	15.2	1	A
Aroclor 1248	ND		ug/kg	113	16.9	1	A
Aroclor 1254	ND		ug/kg	113	12.3	1	A
Aroclor 1260	ND		ug/kg	113	20.8	1	A
Aroclor 1262	ND		ug/kg	113	14.3	1	A
Aroclor 1268	ND		ug/kg	113	11.7	1	A
PCBs, Total	138		ug/kg	113	10.0	1	A

Surrogate	% Recovery	Qualifier	Acceptance Criteria	Column
2,4,5,6-Tetrachloro-m-xylene	60		30-150	A
Decachlorobiphenyl	35		30-150	A
2,4,5,6-Tetrachloro-m-xylene	59		30-150	B
Decachlorobiphenyl	43		30-150	B

Project Name: AMPHENOL
Project Number: 1153.010.001

Lab Number: L1928836
Report Date: 07/02/19

SAMPLE RESULTS

Lab ID: L1928836-13
Client ID: B3-4 84-86 070119
Sample Location: SIDNEY, NY

Sample Depth:
Matrix: Soil
Analytical Method: 1,8082A
Analytical Date: 07/02/19 15:22
Analyst: AWS
Percent Solids: 84%

Date Collected: 07/01/19 11:22
Date Received: 07/01/19
Field Prep: Not Specified

Extraction Method: EPA 3546
Extraction Date: 07/02/19 04:17
Cleanup Method: EPA 3665A
Cleanup Date: 07/02/19
Cleanup Method: EPA 3660B
Cleanup Date: 07/02/19

Parameter	Result	Qualifier	Units	RL	MDL	Dilution Factor	Column
Polychlorinated Biphenyls by GC - Westborough Lab							
Aroclor 1016	ND		ug/kg	105	9.35	1	A
Aroclor 1221	ND		ug/kg	105	10.6	1	A
Aroclor 1232	ND		ug/kg	105	22.3	1	A
Aroclor 1242	55.1	J	ug/kg	105	14.2	1	A
Aroclor 1248	ND		ug/kg	105	15.8	1	A
Aroclor 1254	ND		ug/kg	105	11.5	1	A
Aroclor 1260	ND		ug/kg	105	19.4	1	A
Aroclor 1262	ND		ug/kg	105	13.4	1	A
Aroclor 1268	ND		ug/kg	105	10.9	1	A
PCBs, Total	55.1	J	ug/kg	105	9.35	1	A

Surrogate	% Recovery	Qualifier	Acceptance Criteria	Column
2,4,5,6-Tetrachloro-m-xylene	55		30-150	A
Decachlorobiphenyl	35		30-150	A
2,4,5,6-Tetrachloro-m-xylene	55		30-150	B
Decachlorobiphenyl	42		30-150	B

Project Name: AMPHENOL
Project Number: 1153.010.001

Lab Number: L1928836
Report Date: 07/02/19

SAMPLE RESULTS

Lab ID: L1928836-14
Client ID: B3-4 96-98 070119
Sample Location: SIDNEY, NY

Sample Depth:
Matrix: Soil
Analytical Method: 1,8082A
Analytical Date: 07/02/19 15:34
Analyst: AWS
Percent Solids: 81%

Date Collected: 07/01/19 11:25
Date Received: 07/01/19
Field Prep: Not Specified

Extraction Method: EPA 3546
Extraction Date: 07/02/19 04:17
Cleanup Method: EPA 3665A
Cleanup Date: 07/02/19
Cleanup Method: EPA 3660B
Cleanup Date: 07/02/19

Parameter	Result	Qualifier	Units	RL	MDL	Dilution Factor	Column
Polychlorinated Biphenyls by GC - Westborough Lab							
Aroclor 1016	ND		ug/kg	112	10.0	1	A
Aroclor 1221	ND		ug/kg	112	11.3	1	A
Aroclor 1232	ND		ug/kg	112	23.9	1	A
Aroclor 1242	ND		ug/kg	112	15.2	1	A
Aroclor 1248	624		ug/kg	112	16.9	1	A
Aroclor 1254	ND		ug/kg	112	12.3	1	A
Aroclor 1260	ND		ug/kg	112	20.8	1	A
Aroclor 1262	ND		ug/kg	112	14.3	1	A
Aroclor 1268	ND		ug/kg	112	11.7	1	A
PCBs, Total	624		ug/kg	112	10.0	1	A

Surrogate	% Recovery	Qualifier	Acceptance Criteria	Column
2,4,5,6-Tetrachloro-m-xylene	55		30-150	A
Decachlorobiphenyl	41		30-150	A
2,4,5,6-Tetrachloro-m-xylene	55		30-150	B
Decachlorobiphenyl	46		30-150	B

Project Name: AMPHENOL
Project Number: 1153.010.001
Lab Number: L1928836
Report Date: 07/02/19

SAMPLE RESULTS

Lab ID: L1928836-15
Client ID: B3-4 108-110 070119
Sample Location: SIDNEY, NY

Sample Depth:
Matrix: Soil
Analytical Method: 1,8082A
Analytical Date: 07/02/19 15:47
Analyst: AWS
Percent Solids: 81%

Date Collected: 07/01/19 11:28
Date Received: 07/01/19
Field Prep: Not Specified

Extraction Method: EPA 3546
Extraction Date: 07/02/19 04:17
Cleanup Method: EPA 3665A
Cleanup Date: 07/02/19
Cleanup Method: EPA 3660B
Cleanup Date: 07/02/19

Parameter	Result	Qualifier	Units	RL	MDL	Dilution Factor	Column
Polychlorinated Biphenyls by GC - Westborough Lab							
Aroclor 1016	ND		ug/kg	113	10.0	1	A
Aroclor 1221	ND		ug/kg	113	11.3	1	A
Aroclor 1232	ND		ug/kg	113	24.0	1	A
Aroclor 1242	ND		ug/kg	113	15.2	1	A
Aroclor 1248	95.1	J	ug/kg	113	17.0	1	A
Aroclor 1254	ND		ug/kg	113	12.4	1	A
Aroclor 1260	ND		ug/kg	113	20.9	1	A
Aroclor 1262	ND		ug/kg	113	14.4	1	A
Aroclor 1268	ND		ug/kg	113	11.7	1	A
PCBs, Total	95.1	J	ug/kg	113	10.0	1	A

Surrogate	% Recovery	Qualifier	Acceptance Criteria	Column
2,4,5,6-Tetrachloro-m-xylene	60		30-150	A
Decachlorobiphenyl	41		30-150	A
2,4,5,6-Tetrachloro-m-xylene	58		30-150	B
Decachlorobiphenyl	46		30-150	B

Project Name: AMPHENOL
Project Number: 1153.010.001
Lab Number: L1928836
Report Date: 07/02/19

SAMPLE RESULTS

Lab ID: L1928836-16
Client ID: B3-4 120-122 070119
Sample Location: SIDNEY, NY

Sample Depth:
Matrix: Soil
Analytical Method: 1,8082A
Analytical Date: 07/02/19 14:13
Analyst: WR
Percent Solids: 81%

Date Collected: 07/01/19 00:00
Date Received: 07/01/19
Field Prep: Not Specified

Extraction Method: EPA 3546
Extraction Date: 07/02/19 04:17
Cleanup Method: EPA 3665A
Cleanup Date: 07/02/19
Cleanup Method: EPA 3660B
Cleanup Date: 07/02/19

Parameter	Result	Qualifier	Units	RL	MDL	Dilution Factor	Column
Polychlorinated Biphenyls by GC - Westborough Lab							
Aroclor 1016	ND		ug/kg	113	10.0	1	A
Aroclor 1221	ND		ug/kg	113	11.3	1	A
Aroclor 1232	ND		ug/kg	113	23.9	1	A
Aroclor 1242	ND		ug/kg	113	15.2	1	A
Aroclor 1248	ND		ug/kg	113	16.9	1	A
Aroclor 1254	ND		ug/kg	113	12.3	1	A
Aroclor 1260	ND		ug/kg	113	20.8	1	A
Aroclor 1262	ND		ug/kg	113	14.3	1	A
Aroclor 1268	ND		ug/kg	113	11.7	1	A
PCBs, Total	ND		ug/kg	113	10.0	1	A

Surrogate	% Recovery	Qualifier	Acceptance Criteria	Column
2,4,5,6-Tetrachloro-m-xylene	67		30-150	A
Decachlorobiphenyl	84		30-150	A
2,4,5,6-Tetrachloro-m-xylene	58		30-150	B
Decachlorobiphenyl	92		30-150	B

Project Name: AMPHENOL
Project Number: 1153.010.001

Lab Number: L1928836
Report Date: 07/02/19

SAMPLE RESULTS

Lab ID: L1928836-17 D
Client ID: DUPE 070119 070119
Sample Location: SIDNEY, NY

Sample Depth:
Matrix: Soil
Analytical Method: 1,8082A
Analytical Date: 07/02/19 17:19
Analyst: JM
Percent Solids: 84%

Date Collected: 07/01/19 00:00
Date Received: 07/01/19
Field Prep: Not Specified

Extraction Method: EPA 3546
Extraction Date: 07/02/19 04:17
Cleanup Method: EPA 3665A
Cleanup Date: 07/02/19
Cleanup Method: EPA 3660B
Cleanup Date: 07/02/19

Parameter	Result	Qualifier	Units	RL	MDL	Dilution Factor	Column
Polychlorinated Biphenyls by GC - Westborough Lab							
Aroclor 1016	ND		ug/kg	10600	939.	100	A
Aroclor 1221	ND		ug/kg	10600	1060	100	A
Aroclor 1232	ND		ug/kg	10600	2240	100	A
Aroclor 1242	76200		ug/kg	10600	1430	100	A
Aroclor 1248	ND		ug/kg	10600	1590	100	A
Aroclor 1254	ND		ug/kg	10600	1160	100	A
Aroclor 1260	ND		ug/kg	10600	1960	100	A
Aroclor 1262	ND		ug/kg	10600	1340	100	A
Aroclor 1268	ND		ug/kg	10600	1100	100	A
PCBs, Total	76200		ug/kg	10600	939.	100	A

Surrogate	% Recovery	Qualifier	Acceptance Criteria	Column
2,4,5,6-Tetrachloro-m-xylene	**0**	Q	30-150	A
Decachlorobiphenyl	**0**	Q	30-150	A
2,4,5,6-Tetrachloro-m-xylene	**0**	Q	30-150	B
Decachlorobiphenyl	**0**	Q	30-150	B

Project Name: AMPHENOL
Project Number: 1153.010.001

Lab Number: L1928836
Report Date: 07/02/19

Method Blank Analysis
Batch Quality Control

Analytical Method: 1,8082A
Analytical Date: 07/02/19 13:35
Analyst: WR

Extraction Method: EPA 3546
Extraction Date: 07/02/19 04:15
Cleanup Method: EPA 3665A
Cleanup Date: 07/02/19
Cleanup Method: EPA 3660B
Cleanup Date: 07/02/19

Parameter	Result	Qualifier	Units	RL	MDL	Column
Polychlorinated Biphenyls by GC - Westborough Lab for sample(s): 01-17 Batch: WG1255553-1						
Aroclor 1016	ND		ug/kg	85.2	7.56	A
Aroclor 1221	ND		ug/kg	85.2	8.53	A
Aroclor 1232	ND		ug/kg	85.2	18.0	A
Aroclor 1242	ND		ug/kg	85.2	11.5	A
Aroclor 1248	ND		ug/kg	85.2	12.8	A
Aroclor 1254	ND		ug/kg	85.2	9.32	A
Aroclor 1260	ND		ug/kg	85.2	15.7	A
Aroclor 1262	ND		ug/kg	85.2	10.8	A
Aroclor 1268	ND		ug/kg	85.2	8.82	A
PCBs, Total	ND		ug/kg	85.2	7.56	A

Surrogate	%Recovery	Qualifier	Acceptance Criteria	Column
2,4,5,6-Tetrachloro-m-xylene	74		30-150	A
Decachlorobiphenyl	75		30-150	A
2,4,5,6-Tetrachloro-m-xylene	66		30-150	B
Decachlorobiphenyl	68		30-150	B

Lab Control Sample Analysis
Batch Quality Control

Project Name: AMPHENOL
Project Number: 1153.010.001
Lab Number: L1928836
Report Date: 07/02/19

Parameter	LCS %Recovery	Qual	LCSD %Recovery	Qual	%Recovery Limits	RPD	Qual	RPD Limits	Column
Polychlorinated Biphenyls by GC - Westborough Lab Associated sample(s): 01-17 Batch: WG1255553-2 WG1255553-3									
Aroclor 1016	66		68		40-140	3		50	A
Aroclor 1260	58		62		40-140	7		50	A

Surrogate	LCS %Recovery	Qual	LCSD %Recovery	Qual	Acceptance Criteria	Column
2,4,5,6-Tetrachloro-m-xylene	62		70		30-150	A
Decachlorobiphenyl	60		64		30-150	A
2,4,5,6-Tetrachloro-m-xylene	53		62		30-150	B
Decachlorobiphenyl	57		62		30-150	B

Matrix Spike Analysis

Batch Quality Control

Project Name: AMPHENOL

Project Number: 1153.010.001

Lab Number: L1928836

Report Date: 07/02/19

Parameter	Native Sample	MS Added	MS Found	MS %Recovery	Qual	MSD Found	MSD %Recovery	Qual	Recovery Limits	RPD	Qual	RPD Limits	Column
Polychlorinated Biphenyls by GC - Westborough Lab Associated sample(s): 01-17 QC Batch ID: WG1255553-4 WG1255553-5 QC Sample: L1928836-16 Client ID: B3-4 120-122 070119													
Aroclor 1016	ND	666	455	68		495	68		40-140	8		50	A
Aroclor 1260	ND	666	413	62		422	58		40-140	2		50	A

Surrogate	MS % Recovery	MS Qualifier	MSD % Recovery	MSD Qualifier	Acceptance Criteria	Column
2,4,5,6-Tetrachloro-m-xylene	70		67		30-150	A
Decachlorobiphenyl	80		77		30-150	A
2,4,5,6-Tetrachloro-m-xylene	61		55		30-150	B
Decachlorobiphenyl	96		85		30-150	B

INORGANICS
&
MISCELLANEOUS

Project Name: AMPHENOL
Project Number: 1153.010.001

Lab Number: L1928836
Report Date: 07/02/19

SAMPLE RESULTS

Lab ID: L1928836-01
Client ID: B6-7 72-74 070119
Sample Location: SIDNEY, NY

Date Collected: 07/01/19 10:13
Date Received: 07/01/19
Field Prep: Not Specified

Sample Depth:
Matrix: Soil

Parameter	Result	Qualifier	Units	RL	MDL	Dilution Factor	Date Prepared	Date Analyzed	Analytical Method	Analyst
General Chemistry - Westborough Lab										
Solids, Total	42.4		%	0.100	NA	1	-	07/02/19 03:32	121,2540G	YA

Project Name: AMPHENOL
Project Number: 1153.010.001

Lab Number: L1928836
Report Date: 07/02/19

SAMPLE RESULTS

Lab ID: L1928836-02
Client ID: B6-7 84-86 070119
Sample Location: SIDNEY, NY

Date Collected: 07/01/19 10:15
Date Received: 07/01/19
Field Prep: Not Specified

Sample Depth:
Matrix: Soil

Parameter	Result	Qualifier	Units	RL	MDL	Dilution Factor	Date Prepared	Date Analyzed	Analytical Method	Analyst
General Chemistry - Westborough Lab										
Solids, Total	79.9		%	0.100	NA	1	-	07/02/19 03:32	121,2540G	YA

Project Name: AMPHENOL
Project Number: 1153.010.001

Lab Number: L1928836
Report Date: 07/02/19

SAMPLE RESULTS

Lab ID: L1928836-03
Client ID: B6-7 96-98 070119
Sample Location: SIDNEY, NY

Date Collected: 07/01/19 10:25
Date Received: 07/01/19
Field Prep: Not Specified

Sample Depth:
Matrix: Soil

Parameter	Result	Qualifier	Units	RL	MDL	Dilution Factor	Date Prepared	Date Analyzed	Analytical Method	Analyst
General Chemistry - Westborough Lab										
Solids, Total	80.4		%	0.100	NA	1	-	07/02/19 03:32	121,2540G	YA

Project Name: AMPHENOL
Project Number: 1153.010.001

Lab Number: L1928836
Report Date: 07/02/19

SAMPLE RESULTS

Lab ID: L1928836-04
Client ID: B6-7 108-110 070119
Sample Location: SIDNEY, NY

Date Collected: 07/01/19 10:27
Date Received: 07/01/19
Field Prep: Not Specified

Sample Depth:
Matrix: Soil

Parameter	Result	Qualifier	Units	RL	MDL	Dilution Factor	Date Prepared	Date Analyzed	Analytical Method	Analyst
General Chemistry - Westborough Lab										
Solids, Total	49.8		%	0.100	NA	1	-	07/02/19 03:32	121,2540G	YA

Project Name: AMPHENOL
Project Number: 1153.010.001

Lab Number: L1928836
Report Date: 07/02/19

SAMPLE RESULTS

Lab ID: L1928836-05
Client ID: B6-7 120-122 070119
Sample Location: SIDNEY, NY

Date Collected: 07/01/19 10:30
Date Received: 07/01/19
Field Prep: Not Specified

Sample Depth:
Matrix: Soil

Parameter	Result	Qualifier	Units	RL	MDL	Dilution Factor	Date Prepared	Date Analyzed	Analytical Method	Analyst
General Chemistry - Westborough Lab										
Solids, Total	43.8		%	0.100	NA	1	-	07/02/19 03:32	121,2540G	YA

Project Name: AMPHENOL
Project Number: 1153.010.001

Lab Number: L1928836
Report Date: 07/02/19

SAMPLE RESULTS

Lab ID: L1928836-06
Client ID: B6-7 132-134 070119
Sample Location: SIDNEY, NY

Date Collected: 07/01/19 11:40
Date Received: 07/01/19
Field Prep: Not Specified

Sample Depth:
Matrix: Soil

Parameter	Result	Qualifier	Units	RL	MDL	Dilution Factor	Date Prepared	Date Analyzed	Analytical Method	Analyst
General Chemistry - Westborough Lab										
Solids, Total	76.3		%	0.100	NA	1	-	07/02/19 03:32	121,2540G	YA

Project Name: AMPHENOL
Project Number: 1153.010.001

Lab Number: L1928836
Report Date: 07/02/19

SAMPLE RESULTS

Lab ID: L1928836-07
Client ID: B2-3 72-74 070119
Sample Location: SIDNEY, NY

Date Collected: 07/01/19 10:35
Date Received: 07/01/19
Field Prep: Not Specified

Sample Depth:
Matrix: Soil

Parameter	Result	Qualifier	Units	RL	MDL	Dilution Factor	Date Prepared	Date Analyzed	Analytical Method	Analyst
General Chemistry - Westborough Lab										
Solids, Total	59.7		%	0.100	NA	1	-	07/02/19 03:32	121,2540G	YA

Project Name: AMPHENOL
Project Number: 1153.010.001

Lab Number: L1928836
Report Date: 07/02/19

SAMPLE RESULTS

Lab ID: L1928836-08
Client ID: B2-3 84-86 070119
Sample Location: SIDNEY, NY

Date Collected: 07/01/19 10:42
Date Received: 07/01/19
Field Prep: Not Specified

Sample Depth:
Matrix: Soil

Parameter	Result	Qualifier	Units	RL	MDL	Dilution Factor	Date Prepared	Date Analyzed	Analytical Method	Analyst
General Chemistry - Westborough Lab										
Solids, Total	80.8		%	0.100	NA	1	-	07/02/19 03:32	121,2540G	YA

Project Name: AMPHENOL
Project Number: 1153.010.001

Lab Number: L1928836
Report Date: 07/02/19

SAMPLE RESULTS

Lab ID: L1928836-09
Client ID: B2-3 96-98 070119
Sample Location: SIDNEY, NY

Date Collected: 07/01/19 10:47
Date Received: 07/01/19
Field Prep: Not Specified

Sample Depth:
Matrix: Soil

Parameter	Result	Qualifier	Units	RL	MDL	Dilution Factor	Date Prepared	Date Analyzed	Analytical Method	Analyst
General Chemistry - Westborough Lab										
Solids, Total	83.0		%	0.100	NA	1	-	07/02/19 03:32	121,2540G	YA

Project Name: AMPHENOL
Project Number: 1153.010.001

Lab Number: L1928836
Report Date: 07/02/19

SAMPLE RESULTS

Lab ID: L1928836-10
Client ID: B2-3 108-110 070119
Sample Location: SIDNEY, NY

Date Collected: 07/01/19 11:02
Date Received: 07/01/19
Field Prep: Not Specified

Sample Depth:
Matrix: Soil

Parameter	Result	Qualifier	Units	RL	MDL	Dilution Factor	Date Prepared	Date Analyzed	Analytical Method	Analyst
General Chemistry - Westborough Lab										
Solids, Total	79.4		%	0.100	NA	1	-	07/02/19 03:32	121,2540G	YA

Project Name: AMPHENOL
Project Number: 1153.010.001

Lab Number: L1928836
Report Date: 07/02/19

SAMPLE RESULTS

Lab ID: L1928836-11
Client ID: B2-3 120-122 070119
Sample Location: SIDNEY, NY

Date Collected: 07/01/19 11:07
Date Received: 07/01/19
Field Prep: Not Specified

Sample Depth:
Matrix: Soil

Parameter	Result	Qualifier	Units	RL	MDL	Dilution Factor	Date Prepared	Date Analyzed	Analytical Method	Analyst
General Chemistry - Westborough Lab										
Solids, Total	81.4		%	0.100	NA	1	-	07/02/19 03:32	121,2540G	YA

Project Name: AMPHENOL
Project Number: 1153.010.001

Lab Number: L1928836
Report Date: 07/02/19

SAMPLE RESULTS

Lab ID: L1928836-12
Client ID: B3-4 72-74 070119
Sample Location: SIDNEY, NY

Date Collected: 07/01/19 11:20
Date Received: 07/01/19
Field Prep: Not Specified

Sample Depth:
Matrix: Soil

Parameter	Result	Qualifier	Units	RL	MDL	Dilution Factor	Date Prepared	Date Analyzed	Analytical Method	Analyst
General Chemistry - Westborough Lab										
Solids, Total	84.7		%	0.100	NA	1	-	07/02/19 03:32	121,2540G	YA

Project Name: AMPHENOL
Project Number: 1153.010.001

Lab Number: L1928836
Report Date: 07/02/19

SAMPLE RESULTS

Lab ID: L1928836-13
Client ID: B3-4 84-86 070119
Sample Location: SIDNEY, NY

Date Collected: 07/01/19 11:22
Date Received: 07/01/19
Field Prep: Not Specified

Sample Depth:
Matrix: Soil

Parameter	Result	Qualifier	Units	RL	MDL	Dilution Factor	Date Prepared	Date Analyzed	Analytical Method	Analyst
General Chemistry - Westborough Lab										
Solids, Total	83.9		%	0.100	NA	1	-	07/02/19 03:32	121,2540G	YA

Project Name: AMPHENOL
Project Number: 1153.010.001

Lab Number: L1928836
Report Date: 07/02/19

SAMPLE RESULTS

Lab ID: L1928836-14
Client ID: B3-4 96-98 070119
Sample Location: SIDNEY, NY

Date Collected: 07/01/19 11:25
Date Received: 07/01/19
Field Prep: Not Specified

Sample Depth:
Matrix: Soil

Parameter	Result	Qualifier	Units	RL	MDL	Dilution Factor	Date Prepared	Date Analyzed	Analytical Method	Analyst
General Chemistry - Westborough Lab										
Solids, Total	80.9		%	0.100	NA	1	-	07/02/19 03:32	121,2540G	YA

Project Name: AMPHENOL
Project Number: 1153.010.001

Lab Number: L1928836
Report Date: 07/02/19

SAMPLE RESULTS

Lab ID: L1928836-15
Client ID: B3-4 108-110 070119
Sample Location: SIDNEY, NY

Date Collected: 07/01/19 11:28
Date Received: 07/01/19
Field Prep: Not Specified

Sample Depth:
Matrix: Soil

Parameter	Result	Qualifier	Units	RL	MDL	Dilution Factor	Date Prepared	Date Analyzed	Analytical Method	Analyst
General Chemistry - Westborough Lab										
Solids, Total	81.1		%	0.100	NA	1	-	07/02/19 03:32	121,2540G	YA

Project Name: AMPHENOL
Project Number: 1153.010.001

Lab Number: L1928836
Report Date: 07/02/19

SAMPLE RESULTS

Lab ID: L1928836-16
Client ID: B3-4 120-122 070119
Sample Location: SIDNEY, NY

Date Collected: 07/01/19 00:00
Date Received: 07/01/19
Field Prep: Not Specified

Sample Depth:
Matrix: Soil

Parameter	Result	Qualifier	Units	RL	MDL	Dilution Factor	Date Prepared	Date Analyzed	Analytical Method	Analyst
General Chemistry - Westborough Lab										
Solids, Total	81.4		%	0.100	NA	1	-	07/02/19 03:32	121,2540G	YA

Project Name: AMPHENOL
Project Number: 1153.010.001

Lab Number: L1928836
Report Date: 07/02/19

SAMPLE RESULTS

Lab ID: L1928836-17
Client ID: DUPE 070119 070119
Sample Location: SIDNEY, NY

Date Collected: 07/01/19 00:00
Date Received: 07/01/19
Field Prep: Not Specified

Sample Depth:
Matrix: Soil

Parameter	Result	Qualifier	Units	RL	MDL	Dilution Factor	Date Prepared	Date Analyzed	Analytical Method	Analyst
General Chemistry - Westborough Lab										
Solids, Total	83.8		%	0.100	NA	1	-	07/02/19 03:32	121,2540G	YA

Lab Duplicate Analysis

Batch Quality Control

Project Name: AMPHENOL

Project Number: 1153.010.001

Lab Number: L1928836

Report Date: 07/02/19

Parameter	Native Sample	Duplicate Sample	Units	RPD	Qual	RPD Limits
General Chemistry - Westborough Lab Associated sample(s): 01-17 QC Batch ID: WG1255537-1 QC Sample: L1928836-16 Client ID: B3-4 120-122 070119						
Solids, Total	81.4	81.1	%	0		20

Project Name: AMPHENOL
Project Number: 1153.010.001

Lab Number: L1928836
Report Date: 07/02/19

Sample Receipt and Container Information

Were project specific reporting limits specified? YES

Cooler Information

Cooler	Custody Seal
A	Absent

Container Information

Container ID	Container Type	Cooler	Initial pH	Final pH	Temp deg C	Pres	Seal	Frozen Date/Time	Analysis(*)
L1928836-01A	Glass 60mL/2oz unpreserved	A	NA		3.0	Y	Absent		TS(7),NYTCL-8082(14)
L1928836-02A	Glass 60mL/2oz unpreserved	A	NA		3.0	Y	Absent		TS(7),NYTCL-8082(14)
L1928836-03A	Glass 60mL/2oz unpreserved	A	NA		3.0	Y	Absent		TS(7),NYTCL-8082(14)
L1928836-04A	Glass 60mL/2oz unpreserved	A	NA		3.0	Y	Absent		TS(7),NYTCL-8082(14)
L1928836-05A	Glass 60mL/2oz unpreserved	A	NA		3.0	Y	Absent		TS(7),NYTCL-8082(14)
L1928836-06A	Glass 60mL/2oz unpreserved	A	NA		3.0	Y	Absent		TS(7),NYTCL-8082(14)
L1928836-07A	Glass 60mL/2oz unpreserved	A	NA		3.0	Y	Absent		TS(7),NYTCL-8082(14)
L1928836-08A	Glass 60mL/2oz unpreserved	A	NA		3.0	Y	Absent		TS(7),NYTCL-8082(14)
L1928836-09A	Glass 60mL/2oz unpreserved	A	NA		3.0	Y	Absent		TS(7),NYTCL-8082(14)
L1928836-10A	Glass 60mL/2oz unpreserved	A	NA		3.0	Y	Absent		TS(7),NYTCL-8082(14)
L1928836-11A	Glass 60mL/2oz unpreserved	A	NA		3.0	Y	Absent		TS(7),NYTCL-8082(14)
L1928836-12A	Glass 60mL/2oz unpreserved	A	NA		3.0	Y	Absent		TS(7),NYTCL-8082(14)
L1928836-13A	Glass 60mL/2oz unpreserved	A	NA		3.0	Y	Absent		TS(7),NYTCL-8082(14)
L1928836-14A	Glass 60mL/2oz unpreserved	A	NA		3.0	Y	Absent		TS(7),NYTCL-8082(14)
L1928836-15A	Glass 60mL/2oz unpreserved	A	NA		3.0	Y	Absent		TS(7),NYTCL-8082(14)
L1928836-16A	Glass 60mL/2oz unpreserved	A	NA		3.0	Y	Absent		TS(7),NYTCL-8082(14)
L1928836-16A1	Glass 60mL/2oz unpreserved	A	NA		3.0	Y	Absent		TS(7),NYTCL-8082(14)
L1928836-17A	Glass 60mL/2oz unpreserved	A	NA		3.0	Y	Absent		TS(7),NYTCL-8082(14)

*Values in parentheses indicate holding time in days

Project Name:	AMPHENOL	**Lab Number:**	L1928836
Project Number:	1153.010.001	**Report Date:**	07/02/19

GLOSSARY

Acronyms

DL	- Detection Limit: This value represents the level to which target analyte concentrations are reported as estimated values, when those target analyte concentrations are quantified below the limit of quantitation (LOQ). The DL includes any adjustments from dilutions, concentrations or moisture content, where applicable. (DoD report formats only.)
EDL	- Estimated Detection Limit: This value represents the level to which target analyte concentrations are reported as estimated values, when those target analyte concentrations are quantified below the reporting limit (RL). The EDL includes any adjustments from dilutions, concentrations or moisture content, where applicable. The use of EDLs is specific to the analysis of PAHs using Solid-Phase Microextraction (SPME).
EMPC	- Estimated Maximum Possible Concentration: The concentration that results from the signal present at the retention time of an analyte when the ions meet all of the identification criteria except the ion abundance ratio criteria. An EMPC is a worst-case estimate of the concentration.
EPA	- Environmental Protection Agency.
LCS	- Laboratory Control Sample: A sample matrix, free from the analytes of interest, spiked with verified known amounts of analytes or a material containing known and verified amounts of analytes.
LCSD	- Laboratory Control Sample Duplicate: Refer to LCS.
LFB	- Laboratory Fortified Blank: A sample matrix, free from the analytes of interest, spiked with verified known amounts of analytes or a material containing known and verified amounts of analytes.
LOD	- Limit of Detection: This value represents the level to which a target analyte can reliably be detected for a specific analyte in a specific matrix by a specific method. The LOD includes any adjustments from dilutions, concentrations or moisture content, where applicable. (DoD report formats only.)
LOQ	- Limit of Quantitation: The value at which an instrument can accurately measure an analyte at a specific concentration. The LOQ includes any adjustments from dilutions, concentrations or moisture content, where applicable. (DoD report formats only.) Limit of Quantitation: The value at which an instrument can accurately measure an analyte at a specific concentration. The LOQ includes any adjustments from dilutions, concentrations or moisture content, where applicable. (DoD report formats only.)
MDL	- Method Detection Limit: This value represents the level to which target analyte concentrations are reported as estimated values, when those target analyte concentrations are quantified below the reporting limit (RL). The MDL includes any adjustments from dilutions, concentrations or moisture content, where applicable.
MS	- Matrix Spike Sample: A sample prepared by adding a known mass of target analyte to a specified amount of matrix sample for which an independent estimate of target analyte concentration is available. For Method 332.0, the spike recovery is calculated using the native concentration, including estimated values.
MSD	- Matrix Spike Sample Duplicate: Refer to MS.
NA	- Not Applicable.
NC	- Not Calculated: Term is utilized when one or more of the results utilized in the calculation are non-detect at the parameter's reporting unit.
NDPA/DPA	- N-Nitrosodiphenylamine/Diphenylamine.
NI	- Not Ignitable.
NP	- Non-Plastic: Term is utilized for the analysis of Atterberg Limits in soil.
RL	- Reporting Limit: The value at which an instrument can accurately measure an analyte at a specific concentration. The RL includes any adjustments from dilutions, concentrations or moisture content, where applicable.
RPD	- Relative Percent Difference: The results from matrix and/or matrix spike duplicates are primarily designed to assess the precision of analytical results in a given matrix and are expressed as relative percent difference (RPD). Values which are less than five times the reporting limit for any individual parameter are evaluated by utilizing the absolute difference between the values; although the RPD value will be provided in the report.
SRM	- Standard Reference Material: A reference sample of a known or certified value that is of the same or similar matrix as the associated field samples.
STLP	- Semi-dynamic Tank Leaching Procedure per EPA Method 1315.
TEF	- Toxic Equivalency Factors: The values assigned to each dioxin and furan to evaluate their toxicity relative to 2,3,7,8-TCDD.
TEQ	- Toxic Equivalent: The measure of a sample's toxicity derived by multiplying each dioxin and furan by its corresponding TEF and then summing the resulting values.
TIC	- Tentatively Identified Compound: A compound that has been identified to be present and is not part of the target compound list (TCL) for the method and/or program. All TICs are qualitatively identified and reported as estimated concentrations.

Footnotes

Report Format: DU Report with 'J' Qualifiers

Project Name:	AMPHENOL	**Lab Number:**	L1928836
Project Number:	1153.010.001	**Report Date:**	07/02/19

1 - The reference for this analyte should be considered modified since this analyte is absent from the target analyte list of the original method.

Terms

Analytical Method: Both the document from which the method originates and the analytical reference method. (Example: EPA 8260B is shown as 1,8260B.) The codes for the reference method documents are provided in the References section of the Addendum.

Difference: With respect to Total Oxidizable Precursor (TOP) Assay analysis, the difference is defined as the Post-Treatment value minus the Pre-Treatment value.

Final pH: As it pertains to Sample Receipt & Container Information section of the report, Final pH reflects pH of container determined after adjustment at the laboratory, if applicable. If no adjustment required, value reflects Initial pH.

Frozen Date/Time: With respect to Volatile Organics in soil, Frozen Date/Time reflects the date/time at which associated Reagent Water-preserved vials were initially frozen. Note: If frozen date/time is beyond 48 hours from sample collection, value will be reflected in 'bold'.

Initial pH: As it pertains to Sample Receipt & Container Information section of the report, Initial pH reflects pH of container determined upon receipt, if applicable.

PFAS Total: With respect to PFAS analyses, the 'PFAS, Total (5)' result is defined as the summation of results for: PFHpA, PFHxS, PFOA, PFNA and PFOS. If a 'Total' result is requested, the results of its individual components will also be reported.

Total: With respect to Organic analyses, a 'Total' result is defined as the summation of results for individual isomers or Aroclors. If a 'Total' result is requested, the results of its individual components will also be reported. This is applicable to 'Total' results for methods 8260, 8081 and 8082.

Data Qualifiers

A - Spectra identified as "Aldol Condensation Product".

B - The analyte was detected above the reporting limit in the associated method blank. Flag only applies to associated field samples that have detectable concentrations of the analyte at less than ten times (10x) the concentration found in the blank. For MCP-related projects, flag only applies to associated field samples that have detectable concentrations of the analyte at less than ten times (10x) the concentration found in the blank. For DOD-related projects, flag only applies to associated field samples that have detectable concentrations of the analyte at less than ten times (10x) the concentration found in the blank AND the analyte was detected above one-half the reporting limit (or above the reporting limit for common lab contaminants) in the associated method blank. For NJ-Air-related projects, flag only applies to associated field samples that have detectable concentrations of the analyte above the reporting limit. For NJ-related projects (excluding Air), flag only applies to associated field samples that have detectable concentrations of the analyte, which was detected above the reporting limit in the associated method blank or above five times the reporting limit for common lab contaminants (Phthalates, Acetone, Methylene Chloride, 2-Butanone).

C - Co-elution: The target analyte co-elutes with a known lab standard (i.e. surrogate, internal standards, etc.) for co-extracted analyses.

D - Concentration of analyte was quantified from diluted analysis. Flag only applies to field samples that have detectable concentrations of the analyte.

E - Concentration of analyte exceeds the range of the calibration curve and/or linear range of the instrument.

G - The concentration may be biased high due to matrix interferences (i.e, co-elution) with non-target compound(s). The result should be considered estimated.

H - The analysis of pH was performed beyond the regulatory-required holding time of 15 minutes from the time of sample collection.

I - The lower value for the two columns has been reported due to obvious interference.

J - Estimated value. The Target analyte concentration is below the quantitation limit (RL), but above the Method Detection Limit (MDL) or Estimated Detection Limit (EDL) for SPME-related analyses. This represents an estimated concentration for Tentatively Identified Compounds (TICs).

M - Reporting Limit (RL) exceeds the MCP CAM Reporting Limit for this analyte.

ND - Not detected at the method detection limit (MDL) for the sample, or estimated detection limit (EDL) for SPME-related analyses.

NJ - Presumptive evidence of compound. This represents an estimated concentration for Tentatively Identified Compounds (TICs), where the identification is based on a mass spectral library search.

P - The RPD between the results for the two columns exceeds the method-specified criteria.

Q - The quality control sample exceeds the associated acceptance criteria. For DOD-related projects, LCS and/or Continuing Calibration Standard exceedences are also qualified on all associated sample results. Note: This flag is not applicable for matrix spike recoveries when the sample concentration is greater than 4x the spike added or for batch duplicate RPD when the sample concentrations are less than 5x the RL. (Metals only.)

R - Analytical results are from sample re-analysis.

RE - Analytical results are from sample re-extraction.

S - Analytical results are from modified screening analysis.

Report Format: DU Report with 'J' Qualifiers

Project Name: AMPHENOL **Lab Number:** L1928836
Project Number: 1153.010.001 **Report Date:** 07/02/19

REFERENCES

1 Test Methods for Evaluating Solid Waste: Physical/Chemical Methods. EPA SW-846. Third Edition. Updates I - IV, 2007.

121 Standard Methods for the Examination of Water and Wastewater. APHA-AWWA-WEF. Standard Methods Online.

LIMITATION OF LIABILITIES

Alpha Analytical performs services with reasonable care and diligence normal to the analytical testing laboratory industry. In the event of an error, the sole and exclusive responsibility of Alpha Analytical shall be to re-perform the work at it's own expense. In no event shall Alpha Analytical be held liable for any incidental, consequential or special damages, including but not limited to, damages in any way connected with the use of, interpretation of, information or analysis provided by Alpha Analytical.

We strongly urge our clients to comply with EPA protocol regarding sample volume, preservation, cooling, containers, sampling procedures, holding time and splitting of samples in the field.

Certification Information

The following analytes are not included in our Primary NELAP Scope of Accreditation:

Westborough Facility
EPA 624/624.1: m/p-xylene, o-xylene
EPA 8260C: NPW: 1,2,4,5-Tetramethylbenzene; 4-Ethyltoluene, Azobenzene; SCM: Iodomethane (methyl iodide), Methyl methacrylate, 1,2,4,5-Tetramethylbenzene; 4-Ethyltoluene.
EPA 8270D: NPW: Dimethylnaphthalene,1,4-Diphenylhydrazine; SCM: Dimethylnaphthalene,1,4-Diphenylhydrazine.

EPA 6860: SCM: Perchlorate

SM4500: NPW: Amenable Cyanide; SCM: Total Phosphorus, TKN, NO2, NO3.

Mansfield Facility
SM 2540D: TSS
EPA 8082A: NPW: PCB: 1, 5, 31, 87,101, 110, 141, 151, 153, 180, 183, 187.
EPA TO-15: Halothane, 2,4,4-Trimethyl-2-pentene, 2,4,4-Trimethyl-1-pentene, Thiophene, 2-Methylthiophene, 3-Methylthiophene, 2-Ethylthiophene, 1,2,3-Trimethylbenzene, Indan, Indene, 1,2,4,5-Tetramethylbenzene, Benzothiophene, 1-Methylnaphthalene.
Biological Tissue Matrix: EPA 3050B

The following analytes are included in our Massachusetts DEP Scope of Accreditation

Westborough Facility:

Drinking Water
EPA 300.0: Chloride, Nitrate-N, Fluoride, Sulfate; **EPA 353.2**: Nitrate-N, Nitrite-N; **SM4500NO3-F**: Nitrate-N, Nitrite-N; **SM4500F-C, SM4500CN-CE, EPA 180.1, SM2130B, SM4500Cl-D, SM2320B, SM2540C, SM4500H-B**
EPA 332: Perchlorate; **EPA 524.2:** THMs and VOCs; **EPA 504.1:** EDB, DBCP.
Microbiology: **SM9215B; SM9223-P/A, SM9223B-Colilert-QT,SM9222D**.

Non-Potable Water
SM4500H,B, EPA 120.1, SM2510B, SM2540C, SM2320B, SM4500CL-E, SM4500F-BC, SM4500NH3-BH: Ammonia-N and Kjeldahl-N, **EPA 350.1**: Ammonia-N, **LACHAT 10-107-06-1-B**: Ammonia-N, **EPA 351.1, SM4500NO3-F, EPA 353.2**: Nitrate-N**, SM4500P-E, SM4500P-B, E, SM4500SO4-E, SM5220D, EPA 410.4, SM5210B, SM5310C, SM4500CL-D, EPA 1664, EPA 420.1, SM4500-CN-CE, SM2540D, EPA 300: Chloride, Sulfate, Nitrate.**
EPA 624.1: Volatile Halocarbons & Aromatics,
EPA 608.3: Chlordane, Toxaphene, Aldrin, alpha-BHC, beta-BHC, gamma-BHC, delta-BHC, Dieldrin, DDD, DDE, DDT, Endosulfan I, Endosulfan II, Endosulfan sulfate, Endrin, Endrin Aldehyde, Heptachlor, Heptachlor Epoxide, PCBs
EPA 625.1: SVOC (Acid/Base/Neutral Extractables), **EPA 600/4-81-045**: PCB-Oil.
Microbiology: **SM9223B-Colilert-QT; Enterolert-QT, SM9221E, EPA 1600, EPA 1603.**

Mansfield Facility:

Drinking Water
EPA 200.7: Al, Ba, Cd, Cr, Cu, Fe, Mn, Ni, Na, Ag, Ca, Zn. **EPA 200.8:** Al, Sb, As, Ba, Be, Cd, Cr, Cu, Pb, Mn, Ni, Se, Ag, TL, Zn. **EPA 245.1** Hg.
EPA 522.

Non-Potable Water
EPA 200.7: Al, Sb, As, Be, Cd, Ca, Cr, Co, Cu, Fe, Pb, Mg, Mn, Mo, Ni, K, Se, Ag, Na, Sr, TL, Ti, V, Zn.
EPA 200.8: Al, Sb, As, Be, Cd, Cr, Cu, Fe, Pb, Mn, Ni, K, Se, Ag, Na, TL, Zn.
EPA 245.1 Hg.
SM2340B

For a complete listing of analytes and methods, please contact your Alpha Project Manager.

NEW YORK CHAIN OF CUSTODY

ALPHA ANALYTICAL

Westborough, MA 01581
8 Walkup Dr.
TEL: 508-898-9220
FAX: 508-898-9193

Mansfield, MA 02048
320 Forbes Blvd
TEL: 508-822-9300
FAX: 508-822-3288

Service Centers
Mahwah, NJ 07430: 35 Whitney Rd, Suite 5
Albany, NY 12205: 14 Walker Way
Tonawanda, NY 14150: 275 Cooper Ave, Suite 105

Page 1 of 2

Date Rec'd in Lab: 7/2/19

ALPHA Job #: L1928836

Project Information
Project Name: Pryknal
Project Location: Sidney NY
Project #: 1153.010.001
(Use Project name as Project #) ☐
Project Manager: Bryce Dingman
ALPHAQuote #:

Turn-Around Time
Standard ☐ Due Date:
Rush (only if pre approved) ☑ # of Days: 1

Client Information
Client: B+L
Address: 443 Electronics Pkwy
Liverpool NY 13088
Phone: 315-457-5200
Fax: BDingman, MSField
Email: Bartlandkyguelica.com

Deliverables
☒ ASP-A ☒ ASP-B
☐ EQuIS (1 File) ☒ EQuIS (4 File)
☐ Other

Billing Information
☒ Same as Client Info
PO # 1153.010.001

Regulatory Requirement
☐ NY TOGS ☐ NY Part 375
☐ AWQ Standards ☐ NY CP-51
☐ NY Restricted Use ☐ Other
☐ NY Unrestricted Use
☐ NYC Sewer Discharge

Disposal Site Information
Please identify below location of applicable disposal facilities.
Disposal Facility:
☐ NJ ☐ NY
☐ Other:

These samples have been previously analyzed by Alpha ☐

Other project specific requirements/comments:

Please specify Metals or TAL.

ANALYSIS

Sample Filtration
☐ Done
☐ Lab to do
Preservation
☐ Lab to do
(Please Specify below)

ALPHA Lab ID (Lab Use Only)	Sample ID	Collection Date	Collection Time	Sample Matrix	Sampler's Initials	PCBs	Sample Specific Comments	Total Bottle
28836 -01	BG-7 72-74 070119	07/01/19	10:13	Soil	GEC	X		1
-02	BG-7 84-86 070119		10:15			X		1
-03	BG-7 96-98 070119		10:25			X		1
-04	BG-7 108-110 070119		10:27			X		1
-05	BG-7 120-122 070119		10:30			X		1
-06	BG-7 132-134 070119		11:40			X		1
-07	BG-3 72-74 070119		10:35			X		1
-08	BG-3 84-86 070119		10:42			X		1
-09	BG-3 96-98 070119		10:47			X		1
-10	BG-3 108-110 070119		11:02			X		1
					Container Type	A		
					Preservative	A		

Preservative Code:
A = None
B = HCl
C = HNO_3
D = H_2SO_4
E = NaOH
F = MeOH
G = $NaHSO_4$
H = $Na_2S_2O_3$
K/E = Zn Ac/NaOH
O = Other

Container Code
P = Plastic
A = Amber Glass
V = Vial
G = Glass
B = Bacteria Cup
C = Cube
O = Other
E = Encore
D = BOD Bottle

Westboro: Certification No: MA935
Mansfield: Certification No: MA015

Relinquished By:	Date/Time	Received By:	Date/Time
[signature]	07/01/19 14:30	[signature]	7/2/19 0200

Please print clearly, legibly and completely. Samples can not be logged in and turnaround time clock will not start until any ambiguities are resolved. BY EXECUTING THIS COC, THE CLIENT HAS READ AND AGREES TO BE BOUND BY ALPHA'S TERMS & CONDITIONS. (See reverse side.)

Form No: 01-25 HC (rev. 30-Sept-2013)

ALPHA ANALYTICAL

NEW YORK CHAIN OF CUSTODY

Westborough, MA 01581
8 Walkup Dr.
TEL: 508-898-9220
FAX: 508-898-9193

Mansfield, MA 02048
320 Forbes Blvd
TEL: 508-822-9300
FAX: 508-822-3288

Service Centers
Mahwah, NJ 07430: 35 Whitney Rd, Suite 5
Albany, NY 12205: 14 Walker Way
Tonawanda, NY 14150: 275 Cooper Ave, Suite 105

Page 2 of 2

Date Rec'd in Lab: 7/2/19

ALPHA Job #: L1928836

Project Information
Project Name: Amphenol
Project Location: Solvay, NY
Project #: 1153.010.001
(Use Project name as Project #) ☐
Project Manager:
ALPHAQuote #:

Turn-Around Time
Standard ☐ Due Date:
Rush (only if pre approved) ☒ # of Days: 1

Client Information
Client: B+L
Address: Electronics Pkwy Liverpool NY 13088
Phone: 315-457-5200
Fax: BDygnan, MStadd
Email: eBattaglia@bandlgpublic.com

Deliverables
☐ ASP-A ☒ ASP-B
☐ EQuIS (1 File) ☒ EQuIS (4 File)
☐ Other

Regulatory Requirement
☐ NY TOGS ☐ NY Part 375
☐ AWQ Standards ☐ NY CP-51
☐ NY Restricted Use ☐ Other
☐ NY Unrestricted Use
☐ NYC Sewer Discharge

Billing Information
☒ Same as Client Info
PO # 1153.010.001

Disposal Site Information
Please identify below location of applicable disposal facilities.
Disposal Facility:
☐ NJ ☐ NY
☐ Other:

These samples have been previously analyzed by Alpha ☐

Other project specific requirements/comments:

Please specify Metals or TAL.

ANALYSIS

Sample Filtration
☐ Done
☐ Lab to do
Preservation
☐ Lab to do
(Please Specify below)

ALPHA Lab ID (Lab Use Only)	Sample ID	Collection Date	Collection Time	Sample Matrix	Sampler's Initials	PCBs	Sample Specific Comments	Total # Bottles
28836 -11	B2-3 120-122 070119	07/01/19	11:07	Soil	GEC	X		1
-12	B3-4 72-74 070119	↓		↓	↓	X		1
-13	B3-4 84-86 070119					X		1
-14	B3-4 96-98 070119					X		1
-15	B3-4 108-110 070119					X		1
-16	B3-4 120-122 070119					X	MS/MSD	2
-17	Dupe 070119 070119	↓	—	↓	↓	X		1

Preservative Code:
A = None
B = HCl
C = HNO_3
D = H_2SO_4
E = NaOH
F = MeOH
G = $NaHSO_4$
H = $Na_2S_2O_3$
K/E = Zn Ac/NaOH
O = Other

Container Code
P = Plastic
A = Amber Glass
V = Vial
G = Glass
B = Bacteria Cup
C = Cube
O = Other
E = Encore
D = BOD Bottle

Westboro: Certification No: MA935
Mansfield: Certification No: MA015

Container Type	A								
Preservative	A								

Relinquished By:	Date/Time	Received By:	Date/Time
[signature]	07/01/19 14:30	[signature]	7/2/19 0200

Please print clearly, legibly and completely. Samples can not be logged in and turnaround time clock will not start until any ambiguities are resolved. BY EXECUTING THIS COC, THE CLIENT HAS READ AND AGREES TO BE BOUND BY ALPHA'S TERMS & CONDITIONS. (See reverse side.)

Form No: 01-25 HC (rev. 30-Sept-2013)

ANALYTICAL REPORT

Lab Number:	L1931039
Client:	Barton & Loguidice, P.C 443 Electronics Parkway Liverpool, NY 13088
ATTN:	Bryce Dingman
Phone:	(518) 218-1801
Project Name:	AMPHENOL
Project Number:	1153.010.001
Report Date:	07/16/19

The original project report/data package is held by Alpha Analytical. This report/data package is paginated and should be reproduced only in its entirety. Alpha Analytical holds no responsibility for results and/or data that are not consistent with the original.

Certifications & Approvals: MA (M-MA086), NH NELAP (2064), CT (PH-0574), IL (200077), ME (MA00086), MD (348), NJ (MA935), NY (11148), NC (25700/666), PA (68-03671), RI (LAO00065), TX (T104704476), VT (VT-0935), VA (460195), USDA (Permit #P330-17-00196).

Eight Walkup Drive, Westborough, MA 01581-1019
508-898-9220 (Fax) 508-898-9193 800-624-9220 - www.alphalab.com

Project Name: AMPHENOL
Project Number: 1153.010.001

Lab Number: L1931039
Report Date: 07/16/19

Alpha Sample ID	Client ID	Matrix	Sample Location	Collection Date/Time	Receive Date
L1931039-01	W30 071519	SOIL	SIDNEY, NY	07/15/19 10:22	07/15/19

Project Name:	AMPHENOL	**Lab Number:**	L1931039
Project Number:	1153.010.001	**Report Date:**	07/16/19

Case Narrative

The samples were received in accordance with the Chain of Custody and no significant deviations were encountered during the preparation or analysis unless otherwise noted. Sample Receipt, Container Information, and the Chain of Custody are located at the back of the report.

Results contained within this report relate only to the samples submitted under this Alpha Lab Number and meet NELAP requirements for all NELAP accredited parameters unless otherwise noted in the following narrative. The data presented in this report is organized by parameter (i.e. VOC, SVOC, etc.). Sample specific Quality Control data (i.e. Surrogate Spike Recovery) is reported at the end of the target analyte list for each individual sample, followed by the Laboratory Batch Quality Control at the end of each parameter. Tentatively Identified Compounds (TICs), if requested, are reported for compounds identified to be present and are not part of the method/program Target Compound List, even if only a subset of the TCL are being reported. If a sample was re-analyzed or re-extracted due to a required quality control corrective action and if both sets of data are reported, the Laboratory ID of the re-analysis or re-extraction is designated with an "R" or "RE", respectively.

When multiple Batch Quality Control elements are reported (e.g. more than one LCS), the associated samples for each element are noted in the grey shaded header line of each data table. Any Laboratory Batch, Sample Specific % recovery or RPD value that is outside the listed Acceptance Criteria is bolded in the report. In reference to questions H (CAM) or 4 (RCP) when "NO" is checked, the performance criteria for CAM and RCP methods allow for some quality control failures to occur and still be within method compliance. In these instances, the specific failure is not narrated but noted in the associated QC Outlier Summary Report, located directly after the Case Narrative. QC information is also incorporated in the Data Usability Assessment table (Format 11) of our Data Merger tool, where it can be reviewed in conjunction with the sample result, associated regulatory criteria and any associated data usability implications.

Soil/sediments, solids and tissues are reported on a dry weight basis unless otherwise noted. Definitions of all data qualifiers and acronyms used in this report are provided in the Glossary located at the back of the report.

HOLD POLICY - For samples submitted on hold, Alpha's policy is to hold samples (with the exception of Air canisters) free of charge for 21 calendar days from the date the project is completed. After 21 calendar days, we will dispose of all samples submitted including those put on hold unless you have contacted your Alpha Project Manager and made arrangements for Alpha to continue to hold the samples. Air canisters will be disposed after 3 business days from the date the project is completed.

Please contact Project Management at 800-624-9220 with any questions.

Project Name: AMPHENOL **Lab Number:** L1931039
Project Number: 1153.010.001 **Report Date:** 07/16/19

Case Narrative (continued)

Report Submission

All non-detect (ND) or estimated concentrations (J-qualified) have been quantitated to the limit noted in the MDL column.

PCBs

L1931039-01: The sample has elevated detection limits due to the limited sample volume utilized during extraction, as required by the sample matrix.

L1931039-01: The surrogate recoveries are below the acceptance criteria for 2,4,5,6-tetrachloro-m-xylene (0%) and decachlorobiphenyl (0%) due to the dilution required to quantitate the sample. Re-extraction was not required; therefore, the results of the original analysis are reported.

I, the undersigned, attest under the pains and penalties of perjury that, to the best of my knowledge and belief and based upon my personal inquiry of those responsible for providing the information contained in this analytical report, such information is accurate and complete. This certificate of analysis is not complete unless this page accompanies any and all pages of this report.

Authorized Signature: Amita Naik

Title: Technical Director/Representative Date: 07/16/19

ORGANICS

PCBS

Project Name: AMPHENOL
Project Number: 1153.010.001

Lab Number: L1931039
Report Date: 07/16/19

SAMPLE RESULTS

Lab ID: L1931039-01 D
Client ID: W30 071519
Sample Location: SIDNEY, NY

Sample Depth:
Matrix: Soil
Analytical Method: 1,8082A
Analytical Date: 07/16/19 18:33
Analyst: JM
Percent Solids: 77%

Date Collected: 07/15/19 10:22
Date Received: 07/15/19
Field Prep: Not Specified

Extraction Method: EPA 3546
Extraction Date: 07/16/19 03:20
Cleanup Method: EPA 3665A
Cleanup Date: 07/16/19
Cleanup Method: EPA 3660B
Cleanup Date: 07/16/19

Parameter	Result	Qualifier	Units	RL	MDL	Dilution Factor	Column
Polychlorinated Biphenyls by GC - Westborough Lab							
Aroclor 1016	ND		ug/kg	2380	211.	20	A
Aroclor 1221	ND		ug/kg	2380	238.	20	A
Aroclor 1232	ND		ug/kg	2380	504.	20	A
Aroclor 1242	22400		ug/kg	2380	320.	20	A
Aroclor 1248	ND		ug/kg	2380	357.	20	A
Aroclor 1254	3240		ug/kg	2380	260.	20	B
Aroclor 1260	ND		ug/kg	2380	439.	20	B
Aroclor 1262	ND		ug/kg	2380	302.	20	A
Aroclor 1268	ND		ug/kg	2380	246.	20	A
PCBs, Total	25600		ug/kg	2380	211.	20	B

Surrogate	% Recovery	Qualifier	Acceptance Criteria	Column
2,4,5,6-Tetrachloro-m-xylene	**0**	Q	30-150	A
Decachlorobiphenyl	**0**	Q	30-150	A
2,4,5,6-Tetrachloro-m-xylene	**0**	Q	30-150	B
Decachlorobiphenyl	**0**	Q	30-150	B

Project Name: AMPHENOL
Project Number: 1153.010.001

Lab Number: L1931039
Report Date: 07/16/19

Method Blank Analysis
Batch Quality Control

Analytical Method: 1,8082A
Analytical Date: 07/16/19 14:58
Analyst: JM

Extraction Method: EPA 3546
Extraction Date: 07/16/19 02:38
Cleanup Method: EPA 3665A
Cleanup Date: 07/16/19
Cleanup Method: EPA 3660B
Cleanup Date: 07/16/19

Parameter	Result	Qualifier	Units	RL	MDL	Column
Polychlorinated Biphenyls by GC - Westborough Lab for sample(s): 01 Batch: WG1260234-1						
Aroclor 1016	ND		ug/kg	33.0	2.93	A
Aroclor 1221	ND		ug/kg	33.0	3.30	A
Aroclor 1232	ND		ug/kg	33.0	6.99	A
Aroclor 1242	ND		ug/kg	33.0	4.44	A
Aroclor 1248	ND		ug/kg	33.0	4.95	A
Aroclor 1254	ND		ug/kg	33.0	3.61	A
Aroclor 1260	ND		ug/kg	33.0	6.09	A
Aroclor 1262	ND		ug/kg	33.0	4.19	A
Aroclor 1268	ND		ug/kg	33.0	3.42	A
PCBs, Total	ND		ug/kg	33.0	2.93	A

Surrogate	%Recovery	Qualifier	Acceptance Criteria	Column
2,4,5,6-Tetrachloro-m-xylene	76		30-150	A
Decachlorobiphenyl	65		30-150	A
2,4,5,6-Tetrachloro-m-xylene	74		30-150	B
Decachlorobiphenyl	71		30-150	B

Lab Control Sample Analysis

Batch Quality Control

Project Name: AMPHENOL

Project Number: 1153.010.001

Lab Number: L1931039

Report Date: 07/16/19

Parameter	LCS %Recovery	Qual	LCSD %Recovery	Qual	%Recovery Limits	RPD	Qual	RPD Limits	Column
Polychlorinated Biphenyls by GC - Westborough Lab Associated sample(s): 01 Batch: WG1260234-2 WG1260234-3									
Aroclor 1016	103		107		40-140	4		50	A
Aroclor 1260	100		100		40-140	0		50	A

Surrogate	LCS %Recovery	Qual	LCSD %Recovery	Qual	Acceptance Criteria	Column
2,4,5,6-Tetrachloro-m-xylene	82		89		30-150	A
Decachlorobiphenyl	70		75		30-150	A
2,4,5,6-Tetrachloro-m-xylene	78		84		30-150	B
Decachlorobiphenyl	77		82		30-150	B

INORGANICS
&
MISCELLANEOUS

Project Name: AMPHENOL
Project Number: 1153.010.001

Lab Number: L1931039
Report Date: 07/16/19

SAMPLE RESULTS

Lab ID: L1931039-01
Client ID: W30 071519
Sample Location: SIDNEY, NY

Date Collected: 07/15/19 10:22
Date Received: 07/15/19
Field Prep: Not Specified

Sample Depth:
Matrix: Soil

Parameter	Result	Qualifier	Units	RL	MDL	Dilution Factor	Date Prepared	Date Analyzed	Analytical Method	Analyst
General Chemistry - Westborough Lab										
Solids, Total	76.6		%	0.100	NA	1	-	07/16/19 02:00	121,2540G	YA

Lab Duplicate Analysis

Batch Quality Control

Project Name: AMPHENOL

Project Number: 1153.010.001

Lab Number: L1931039

Report Date: 07/16/19

Parameter	Native Sample	Duplicate Sample	Units	RPD	Qual	RPD Limits
General Chemistry - Westborough Lab Associated sample(s): 01 QC Batch ID: WG1260231-1 QC Sample: L1930937-04 Client ID: DUP Sample						
Solids, Total	85.0	83.8	%	1		20

Project Name: AMPHENOL
Project Number: 1153.010.001

Lab Number: L1931039
Report Date: 07/16/19

Sample Receipt and Container Information

Were project specific reporting limits specified? YES

Cooler Information

Cooler	Custody Seal
A	Absent

Container Information

Container ID	Container Type	Cooler	Initial pH	Final pH	Temp deg C	Pres	Seal	Frozen Date/Time	Analysis(*)
L1931039-01A	Glass 60mL/2oz unpreserved	A	NA		4.1	Y	Absent		TS(7),NYTCL-8082(14)

*Values in parentheses indicate holding time in days

Project Name:	AMPHENOL	**Lab Number:**	L1931039
Project Number:	1153.010.001	**Report Date:**	07/16/19

GLOSSARY

Acronyms

DL	- Detection Limit: This value represents the level to which target analyte concentrations are reported as estimated values, when those target analyte concentrations are quantified below the limit of quantitation (LOQ). The DL includes any adjustments from dilutions, concentrations or moisture content, where applicable. (DoD report formats only.)
EDL	- Estimated Detection Limit: This value represents the level to which target analyte concentrations are reported as estimated values, when those target analyte concentrations are quantified below the reporting limit (RL). The EDL includes any adjustments from dilutions, concentrations or moisture content, where applicable. The use of EDLs is specific to the analysis of PAHs using Solid-Phase Microextraction (SPME).
EMPC	- Estimated Maximum Possible Concentration: The concentration that results from the signal present at the retention time of an analyte when the ions meet all of the identification criteria except the ion abundance ratio criteria. An EMPC is a worst-case estimate of the concentration.
EPA	- Environmental Protection Agency.
LCS	- Laboratory Control Sample: A sample matrix, free from the analytes of interest, spiked with verified known amounts of analytes or a material containing known and verified amounts of analytes.
LCSD	- Laboratory Control Sample Duplicate: Refer to LCS.
LFB	- Laboratory Fortified Blank: A sample matrix, free from the analytes of interest, spiked with verified known amounts of analytes or a material containing known and verified amounts of analytes.
LOD	- Limit of Detection: This value represents the level to which a target analyte can reliably be detected for a specific analyte in a specific matrix by a specific method. The LOD includes any adjustments from dilutions, concentrations or moisture content, where applicable. (DoD report formats only.)
LOQ	- Limit of Quantitation: The value at which an instrument can accurately measure an analyte at a specific concentration. The LOQ includes any adjustments from dilutions, concentrations or moisture content, where applicable. (DoD report formats only.) Limit of Quantitation: The value at which an instrument can accurately measure an analyte at a specific concentration. The LOQ includes any adjustments from dilutions, concentrations or moisture content, where applicable. (DoD report formats only.)
MDL	- Method Detection Limit: This value represents the level to which target analyte concentrations are reported as estimated values, when those target analyte concentrations are quantified below the reporting limit (RL). The MDL includes any adjustments from dilutions, concentrations or moisture content, where applicable.
MS	- Matrix Spike Sample: A sample prepared by adding a known mass of target analyte to a specified amount of matrix sample for which an independent estimate of target analyte concentration is available. For Method 332.0, the spike recovery is calculated using the native concentration, including estimated values.
MSD	- Matrix Spike Sample Duplicate: Refer to MS.
NA	- Not Applicable.
NC	- Not Calculated: Term is utilized when one or more of the results utilized in the calculation are non-detect at the parameter's reporting unit.
NDPA/DPA	- N-Nitrosodiphenylamine/Diphenylamine.
NI	- Not Ignitable.
NP	- Non-Plastic: Term is utilized for the analysis of Atterberg Limits in soil.
RL	- Reporting Limit: The value at which an instrument can accurately measure an analyte at a specific concentration. The RL includes any adjustments from dilutions, concentrations or moisture content, where applicable.
RPD	- Relative Percent Difference: The results from matrix and/or matrix spike duplicates are primarily designed to assess the precision of analytical results in a given matrix and are expressed as relative percent difference (RPD). Values which are less than five times the reporting limit for any individual parameter are evaluated by utilizing the absolute difference between the values; although the RPD value will be provided in the report.
SRM	- Standard Reference Material: A reference sample of a known or certified value that is of the same or similar matrix as the associated field samples.
STLP	- Semi-dynamic Tank Leaching Procedure per EPA Method 1315.
TEF	- Toxic Equivalency Factors: The values assigned to each dioxin and furan to evaluate their toxicity relative to 2,3,7,8-TCDD.
TEQ	- Toxic Equivalent: The measure of a sample's toxicity derived by multiplying each dioxin and furan by its corresponding TEF and then summing the resulting values.
TIC	- Tentatively Identified Compound: A compound that has been identified to be present and is not part of the target compound list (TCL) for the method and/or program. All TICs are qualitatively identified and reported as estimated concentrations.

Footnotes

Report Format: DU Report with 'J' Qualifiers

Project Name:	AMPHENOL	**Lab Number:**	L1931039
Project Number:	1153.010.001	**Report Date:**	07/16/19

1 - The reference for this analyte should be considered modified since this analyte is absent from the target analyte list of the original method.

Terms

Analytical Method: Both the document from which the method originates and the analytical reference method. (Example: EPA 8260B is shown as 1,8260B.) The codes for the reference method documents are provided in the References section of the Addendum.

Difference: With respect to Total Oxidizable Precursor (TOP) Assay analysis, the difference is defined as the Post-Treatment value minus the Pre-Treatment value.

Final pH: As it pertains to Sample Receipt & Container Information section of the report, Final pH reflects pH of container determined after adjustment at the laboratory, if applicable. If no adjustment required, value reflects Initial pH.

Frozen Date/Time: With respect to Volatile Organics in soil, Frozen Date/Time reflects the date/time at which associated Reagent Water-preserved vials were initially frozen. Note: If frozen date/time is beyond 48 hours from sample collection, value will be reflected in 'bold'.

Initial pH: As it pertains to Sample Receipt & Container Information section of the report, Initial pH reflects pH of container determined upon receipt, if applicable.

PFAS Total: With respect to PFAS analyses, the 'PFAS, Total (5)' result is defined as the summation of results for: PFHpA, PFHxS, PFOA, PFNA and PFOS. If a 'Total' result is requested, the results of its individual components will also be reported.

Total: With respect to Organic analyses, a 'Total' result is defined as the summation of results for individual isomers or Aroclors. If a 'Total' result is requested, the results of its individual components will also be reported. This is applicable to 'Total' results for methods 8260, 8081 and 8082.

Data Qualifiers

A - Spectra identified as "Aldol Condensation Product".

B - The analyte was detected above the reporting limit in the associated method blank. Flag only applies to associated field samples that have detectable concentrations of the analyte at less than ten times (10x) the concentration found in the blank. For MCP-related projects, flag only applies to associated field samples that have detectable concentrations of the analyte at less than ten times (10x) the concentration found in the blank. For DOD-related projects, flag only applies to associated field samples that have detectable concentrations of the analyte at less than ten times (10x) the concentration found in the blank AND the analyte was detected above one-half the reporting limit (or above the reporting limit for common lab contaminants) in the associated method blank. For NJ-Air-related projects, flag only applies to associated field samples that have detectable concentrations of the analyte above the reporting limit. For NJ-related projects (excluding Air), flag only applies to associated field samples that have detectable concentrations of the analyte, which was detected above the reporting limit in the associated method blank or above five times the reporting limit for common lab contaminants (Phthalates, Acetone, Methylene Chloride, 2-Butanone).

C - Co-elution: The target analyte co-elutes with a known lab standard (i.e. surrogate, internal standards, etc.) for co-extracted analyses.

D - Concentration of analyte was quantified from diluted analysis. Flag only applies to field samples that have detectable concentrations of the analyte.

E - Concentration of analyte exceeds the range of the calibration curve and/or linear range of the instrument.

G - The concentration may be biased high due to matrix interferences (i.e, co-elution) with non-target compound(s). The result should be considered estimated.

H - The analysis of pH was performed beyond the regulatory-required holding time of 15 minutes from the time of sample collection.

I - The lower value for the two columns has been reported due to obvious interference.

J - Estimated value. The Target analyte concentration is below the quantitation limit (RL), but above the Method Detection Limit (MDL) or Estimated Detection Limit (EDL) for SPME-related analyses. This represents an estimated concentration for Tentatively Identified Compounds (TICs).

M - Reporting Limit (RL) exceeds the MCP CAM Reporting Limit for this analyte.

ND - Not detected at the method detection limit (MDL) for the sample, or estimated detection limit (EDL) for SPME-related analyses.

NJ - Presumptive evidence of compound. This represents an estimated concentration for Tentatively Identified Compounds (TICs), where the identification is based on a mass spectral library search.

P - The RPD between the results for the two columns exceeds the method-specified criteria.

Q - The quality control sample exceeds the associated acceptance criteria. For DOD-related projects, LCS and/or Continuing Calibration Standard exceedences are also qualified on all associated sample results. Note: This flag is not applicable for matrix spike recoveries when the sample concentration is greater than 4x the spike added or for batch duplicate RPD when the sample concentrations are less than 5x the RL. (Metals only.)

R - Analytical results are from sample re-analysis.

RE - Analytical results are from sample re-extraction.

S - Analytical results are from modified screening analysis.

Report Format: DU Report with 'J' Qualifiers

Project Name: AMPHENOL **Lab Number:** L1931039
Project Number: 1153.010.001 **Report Date:** 07/16/19

REFERENCES

1 Test Methods for Evaluating Solid Waste: Physical/Chemical Methods. EPA SW-846. Third Edition. Updates I - IV, 2007.

121 Standard Methods for the Examination of Water and Wastewater. APHA-AWWA-WEF. Standard Methods Online.

LIMITATION OF LIABILITIES

Alpha Analytical performs services with reasonable care and diligence normal to the analytical testing laboratory industry. In the event of an error, the sole and exclusive responsibility of Alpha Analytical shall be to re-perform the work at it's own expense. In no event shall Alpha Analytical be held liable for any incidental, consequential or special damages, including but not limited to, damages in any way connected with the use of, interpretation of, information or analysis provided by Alpha Analytical.

We strongly urge our clients to comply with EPA protocol regarding sample volume, preservation, cooling, containers, sampling procedures, holding time and splitting of samples in the field.

Certification Information

The following analytes are not included in our Primary NELAP Scope of Accreditation:

Westborough Facility
EPA 624/624.1: m/p-xylene, o-xylene
EPA 8260C: NPW: 1,2,4,5-Tetramethylbenzene; 4-Ethyltoluene, Azobenzene; SCM: Iodomethane (methyl iodide), Methyl methacrylate, 1,2,4,5-Tetramethylbenzene; 4-Ethyltoluene.
EPA 8270D: NPW: Dimethylnaphthalene,1,4-Diphenylhydrazine; SCM: Dimethylnaphthalene,1,4-Diphenylhydrazine.

EPA 6860: SCM: Perchlorate

SM4500: NPW: Amenable Cyanide; SCM: Total Phosphorus, TKN, NO2, NO3.

Mansfield Facility
SM 2540D: TSS
EPA 8082A: NPW: PCB: 1, 5, 31, 87,101, 110, 141, 151, 153, 180, 183, 187.
EPA TO-15: Halothane, 2,4,4-Trimethyl-2-pentene, 2,4,4-Trimethyl-1-pentene, Thiophene, 2-Methylthiophene, 3-Methylthiophene, 2-Ethylthiophene, 1,2,3-Trimethylbenzene, Indan, Indene, 1,2,4,5-Tetramethylbenzene, Benzothiophene, 1-Methylnaphthalene.
Biological Tissue Matrix: EPA 3050B

The following analytes are included in our Massachusetts DEP Scope of Accreditation

Westborough Facility:

Drinking Water
EPA 300.0: Chloride, Nitrate-N, Fluoride, Sulfate; **EPA 353.2**: Nitrate-N, Nitrite-N; **SM4500NO3-F**: Nitrate-N, Nitrite-N; **SM4500F-C, SM4500CN-CE, EPA 180.1, SM2130B, SM4500Cl-D, SM2320B, SM2540C, SM4500H-B**
EPA 332: Perchlorate; **EPA 524.2:** THMs and VOCs; **EPA 504.1:** EDB, DBCP.
Microbiology: **SM9215B; SM9223-P/A, SM9223B-Colilert-QT,SM9222D**.

Non-Potable Water
SM4500H,B, EPA 120.1, SM2510B, SM2540C, SM2320B, SM4500CL-E, SM4500F-BC, SM4500NH3-BH: Ammonia-N and Kjeldahl-N, **EPA 350.1**: Ammonia-N, **LACHAT 10-107-06-1-B**: Ammonia-N, **EPA 351.1, SM4500NO3-F, EPA 353.2**: Nitrate-N**, SM4500P-E, SM4500P-B, E, SM4500SO4-E, SM5220D, EPA 410.4, SM5210B, SM5310C, SM4500CL-D, EPA 1664, EPA 420.1, SM4500-CN-CE, SM2540D, EPA 300: Chloride, Sulfate, Nitrate.**
EPA 624.1: Volatile Halocarbons & Aromatics,
EPA 608.3: Chlordane, Toxaphene, Aldrin, alpha-BHC, beta-BHC, gamma-BHC, delta-BHC, Dieldrin, DDD, DDE, DDT, Endosulfan I, Endosulfan II, Endosulfan sulfate, Endrin, Endrin Aldehyde, Heptachlor, Heptachlor Epoxide, PCBs
EPA 625.1: SVOC (Acid/Base/Neutral Extractables), **EPA 600/4-81-045**: PCB-Oil.
Microbiology: **SM9223B-Colilert-QT; Enterolert-QT, SM9221E, EPA 1600, EPA 1603.**

Mansfield Facility:

Drinking Water
EPA 200.7: Al, Ba, Cd, Cr, Cu, Fe, Mn, Ni, Na, Ag, Ca, Zn. **EPA 200.8:** Al, Sb, As, Ba, Be, Cd, Cr, Cu, Pb, Mn, Ni, Se, Ag, TL, Zn. **EPA 245.1** Hg.
EPA 522.

Non-Potable Water
EPA 200.7: Al, Sb, As, Be, Cd, Ca, Cr, Co, Cu, Fe, Pb, Mg, Mn, Mo, Ni, K, Se, Ag, Na, Sr, TL, Ti, V, Zn.
EPA 200.8: Al, Sb, As, Be, Cd, Cr, Cu, Fe, Pb, Mn, Ni, K, Se, Ag, Na, TL, Zn.
EPA 245.1 Hg.
SM2340B

For a complete listing of analytes and methods, please contact your Alpha Project Manager.

ALPHA

NEW YORK CHAIN OF CUSTODY

Westborough, MA 01581
8 Walkup Dr.
TEL: 508-898-9220
FAX: 508-898-9193

Mansfield, MA 02048
320 Forbes Blvd
TEL: 508-822-9300
FAX: 508-822-3288

Service Centers
Mahwah, NJ 07430: 35 Whitney Rd, Suite 5
Albany, NY 12205: 14 Walker Way
Tonawanda, NY 14150: 275 Cooper Ave, Suite 105

Page 1 of 1

Date Rec'd in Lab: 7/16/19

ALPHA Job #: L1931039

Client Information
Client: B+L
Address: 443 Electronics Pkwy Liverpool, NY 13088
Phone: 315-457-5200
Fax: BDingman, MStrodel
Email: eBartonandLoguidice.com

Project Information
Project Name: Amphenol
Project Location: Sidney, NY
Project #: 1153.010.001
(Use Project name as Project #) ☐
Project Manager: Bryce Dingman
ALPHAQuote #:

Turn-Around Time
Standard ☐ Due Date:
Rush (only if pre approved) ☑ # of Days: 1

Deliverables
☐ ASP-A ☒ ASP-B
☐ EQuIS (1 File) ☒ EQuIS (4 File)
☐ Other

Regulatory Requirement
☐ NY TOGS ☐ NY Part 375
☐ AWQ Standards ☐ NY CP-51
☐ NY Restricted Use ☐ Other
☐ NY Unrestricted Use
☐ NYC Sewer Discharge

Billing Information
☒ Same as Client Info
PO # 1153.010.001

Disposal Site Information
Please identify below location of applicable disposal facilities.
Disposal Facility:
☐ NJ ☐ NY
☐ Other:

These samples have been previously analyzed by Alpha ☐

Other project specific requirements/comments:

Please specify Metals or TAL.

Sample Filtration
☐ Done
☐ Lab to do
Preservation
☐ Lab to do
(Please Specify below)

ALPHA Lab ID (Lab Use Only)	Sample ID	Collection Date	Collection Time	Sample Matrix	Sampler's Initials	ANALYSIS: PCB's	Sample Specific Comments	Total # Bottles
31039-01	W30 071519	07/15/19	10:22	soil	GEC	X		1

Container Type	A
Preservative	A

Preservative Code:
A = None
B = HCl
C = HNO_3
D = H_2SO_4
E = NaOH
F = MeOH
G = $NaHSO_4$
H = $Na_2S_2O_3$
K/E = Zn Ac/NaOH
O = Other

Container Code
P = Plastic
A = Amber Glass
V = Vial
G = Glass
B = Bacteria Cup
C = Cube
O = Other
E = Encore
D = BOD Bottle

Westboro: Certification No: MA935
Mansfield: Certification No: MA015

Relinquished By:	Date/Time	Received By:	Date/Time
[signature]	07/15/19 16:17	AAL [signature]	7/15/19 18:30
[signature]	7/15/19 18:30	[signature]	7/16/19 0100

Please print clearly, legibly and completely. Samples can not be logged in and turnaround time clock will not start until any ambiguities are resolved. BY EXECUTING THIS COC, THE CLIENT HAS READ AND AGREES TO BE BOUND BY ALPHA'S TERMS & CONDITIONS. (See reverse side.)

Form No: 01-25 HC (rev. 30-Sept-2013)

APPENDIX E
Data Validation Summary Report

ALPHA
GEOSCIENCE
Geology
Hydrology
Remediation
Water Supply

December 12, 2019

Mr. Matthew P. Strodel
Project Environmental Scientist
Barton & Loguidice, D.P.C.
443 Electronics Parkway
Liverpool, New York 13088

RECEIVED
DEC 16 2019
BARTON & LOGUIDICE

Re: Data Validation Report
Amphenol Confirmation Soil Samples (1153.010.001)
Soil Sampling

Dear Mr. Strodel:

The data usability summary reports (DUSRs) and validation summaries are attached to this letter for the Amphenol Confirmation Soil Samples, June and July events. The data for the following Alpha Analytical Labs SDG numbers were acceptable, with minor issues that are identified in the DUSRs and validation summaries.

L1923970	L1923971	L1925326	L1925676
L1925925	L1928836	L1931039	

There are no data that are qualified as rejected, unusable (R) in the data packs. A list of data validation acronyms and qualifiers is attached to assist you in interpreting the data validation reviews. If you have any questions concerning the work performed, please contact me at (518) 348-6995. Thank you for the opportunity to assist Barton & Loguidice.

Sincerely,
Alpha Geoscience

Donald Anné

Donald Anné
Senior Chemist

DCA/dca
Attachments

z:\projects\2019\19621-19640\19623-amphenol confirmation\amphenol-191.ltr.docx

Data Validation Acronyms

AA	Atomic absorption, flame technique
BHC	Hexachlorocyclohexane
BFB	Bromofluorobenzene
CCB	Continuing calibration blank
CCC	Calibration check compound
CCV	Continuing calibration verification
CN	Cyanide
CRDL	Contract required detection limit
CRQL	Contract required quantitation limit
CVAA	Atomic adsorption, cold vapor technique
DCAA	2,4-Dichlophenylacetic acid
DCB	Decachlorobiphenyl
DFTPP	Decafluorotriphenyl phosphine
ECD	Electron capture detector
FAA	Atomic absorption, furnace technique
FID	Flame ionization detector
FNP	1-Fluoronaphthalene
GC	Gas chromatography
GC/MS	Gas chromatography/mass spectrometry
GPC	Gel permeation chromatography
ICB	Initial calibration blank
ICP	Inductively coupled plasma-atomic emission spectrometer
ICV	Initial calibration verification
IDL	Instrument detection limit
IS	Internal standard
LCS	Laboratory control sample
LCS/LCSD	Laboratory control sample/laboratory control sample duplicate
MSA	Method of standard additions
MS/MSD	Matrix spike/matrix spike duplicate
PID	Photo ionization detector
PCB	Polychlorinated biphenyl
PCDD	Polychlorinated dibenzodioxins
PCDF	Polychlorinated dibenzofurans
QA	Quality assurance
QC	Quality control
RF	Response factor
RPD	Relative percent difference
RRF	Relative response factor
RRF(number)	Relative response factor at concentration of the number following
RT	Retention time
RRT	Relative retention time
SDG	Sample delivery group
SPCC	System performance check compound
TCX	Tetrachloro-m-xylene
%D	Percent difference
%R	Percent recovery
%RSD	Percent relative standard deviation

Data Validation Qualifiers Used in the QA/QC Reviews for USEPA Region II

U	=	Not detected. The associated number indicates the approximate sample concentration necessary to be detected significantly greater than the level of the highest associated blank.
R	=	Unreliable result; data is rejected or unusable. Analyte may or may not be present in the sample. Supporting data or information is necessary to confirm the result.
N	=	Tentative identification. Analyte is considered present. Special methods may be needed to confirm its presence or absence during future sampling efforts.
J	=	Analyte is present. Reported value may be associated with a higher level of uncertainty than is normally expected with the analytical method.
J-	=	Analyte is present. Reported value may be biased low and associated with a higher level of uncertainty than is normally expected with the analytical method.
J+	=	Analyte is present. Reported value may be biased high andassociated with a higher level of uncertainty than is normally expected with the analytical method.
UJ	=	Not detected, quantitation limit may be inaccurate or imprecise.

Note: These qualifiers are used for data validation purposes. The data validation qualifiers may differ from the qualifiers that the laboratory assigns to the data. Refer to the laboratory analytical report for the definitions of the laboratory qualifiers.

ALPHA GEOSCIENCE

Geology

Hydrology

Remediation

Water Supply

Data Usability Summary Report
for Alpha Analytical Labs
SDG Number: L1923970

35 Soil Samples and 2 Field Duplicates
Collected June 5, 2019

Prepared by: Donald Anné
December 12, 2019

The data package contained the documentation as required by NYSDEC ASP. The proper chain of custody procedures were followed by the samplers. All information appeared legible and complete. The data pack contained the results of PCB analyses for 35 soil samples and 2 field duplicates.

The overall performances of the analyses are acceptable. Alpha Analytical Labs did fulfill the requirements of the analytical methods.

The data are mostly acceptable with some issues that are identified in the accompanying data validation reviews. The following data were qualified:

- The positive PCB results for aroclor 1248 were qualified as estimated (J) in samples B2 24-26 060519 and DUPE 1 because the relative percent difference for aroclor 1248 was above the allowable maximum in the soil field duplicate pair B2 24-26 060519/DUPE 1.

- The positive PCB results for aroclor 1248 were qualified as estimated (J) in samples W9 060519 and DUPE 2 because the relative percent difference for aroclor 1248 was above the allowable maximum in the soil field duplicate pair W9 060519/DUPE 2.

All data are considered usable with estimated (J) data associated with a higher level of quantitative uncertainty. Detailed information on data quality is included in the data validation reviews.

z:\projects\2019\19621-19640\19623-amphenol confirmation\l1923970.dus.docx

679 Plank Road • Clifton Park, New York 12065 • (518) 348-6995 • Fax (518) 348-6966
www.alphageoscience.com

ALPHA GEOSCIENCE

Geology
Hydrology
Remediation
Water Supply

QA/QC Review of 8082A PCB Data
for Alpha Analytical Labs
SDG Number: L1923970

35 Soil Samples and 2 Field Duplicates
Collected June 5, 2019

Prepared by: Donald Anné
December 12, 2019

Holding Times: The samples were extracted and analyzed within USEPA SW-846 holding times.

Blanks: Method blank WG1245111-1BLANK contained a trace of aroclor 1248 (6.3 ug/kg). Positive results for aroclor 1248 that are less than 5 times the method blank level should be reported as not detected (U) in associated samples.

Surrogate Recovery: The surrogates for the following samples were diluted beyond detection limits. No action is taken on surrogates diluted beyond detection limits.

B1 24-26 060519	B2 24-26 060519	B3 24-26 060519	B4 24-26 060519
B5 24-26 060519	B6 24-26 060519	B7 24-26 060519	B9 24-26 060519
B10 24-26 060519	B12 24-26 060519	B16 24-26 060519	DUPE 1
W9 060519	W10 060519	W16 060519	W18 060519

Matrix Spike/Matrix Spike Duplicate: The relative percent differences for aroclor 1016 and aroclor 1260 were below the allowable maximum and the percent recoveries were within QC limits for soil MS/MSD sample W8 060519.

Laboratory Control Sample: The relative percent differences for aroclor 1016 and aroclor 1260 were below the allowable maximums and percent recoveries were within QC limits for soil samples WG1245111-2/3, WG1245118-2/3 and WG1245486-2/3.

Field Duplicates: The relative percent difference (RPD) for aroclor 1248 was above the allowable maximum (35%) for soil field duplicate pair B2 24-26 060519/DUPE 1 (attached table). The RPD for aroclor 1248 was above the allowable maximum (35%) for soil field duplicate pair W9 060519/DUPE 2 (attached table). Positive results for aroclor 1248 should be considered estimated (J) in samples B2 24-26 060519, W9 060519, DUPE 1, and DUPE 2.

Initial Calibration: The %RSDs were below the allowable maximum (20%) on both columns, as required.

679 Plank Road • Clifton Park, New York 12065 • (518) 348-6995 • Fax (518) 348-6966
www.alphageoscience.com

Continuing Calibration: The average %Ds for aroclor 1016 and aroclor-1260 were below the allowable maximum (20%) for both columns, as required.

PCB Identification Summary: Checked surrogates and aroclor results were within quantitation limits. The RPDs for dual column quantitation of detected aroclors were below the allowable maximum (25%), as required.

PCBs

Calculations for Field Duplicate Relative Percent Difference (RPD)
SDG No. L1923970

S1= B2 24-26 060519 **S2=** DUPE 1

Analyte	S1	S2	RPD (%)	
Aroclor 1248	2360000	3500000	39%	*

* RPD is above the allowable maximum 35%.

Results are in units of ug/kg.

Bold numbers were values that below the CRQL.
ND - Not detected.
NC - Not calculated, both results must be above the CRDL for valid RPDs to be calculated.

PCBs

Calculations for Field Duplicate Relative Percent Difference (RPD)
SDG No. L1923970

S1= W9 060519 **S2=** DUPE 2

Analyte	S1	S2	RPD (%)	
Aroclor 1248	4200	955	126%	*

* RPD is above the allowable maximum 35%.

Results are in units of ug/kg.

Bold numbers were values that below the CRQL.
ND - Not detected.
NC - Not calculated, both results must be above the CRDL for valid RPDs to be calculated.

Surrogate Recovery Summary
Form 2
PCBs

Client: Barton & Loguidice, P.C
Project Name: AMPHENOL SUB SLAB SOILS

Lab Number: L1923970
Project Number: 1153.010.001
Matrix: Soil

GC Column 1: CLP-Pesticide
GC Column 2: CLP-PesticideII

CLIENT ID (LAB SAMPLE NO.)	TCX 1 %REC	TCX 2 %REC	DCB 1 %REC	DCB 2 %REC	OTHER (1)	OTHER (2)	TOT OUT
B1 24-26 060519 (L1923970-01D)	0* DL	0* DL	0* DL	0* DL			4
B2 24-26 060519 (L1923970-02D)	0* DL	0* DL	0* DL	0* DL			4
B3 24-26 060519 (L1923970-03D)	0* DL	0* DL	0* DL	0* DL			4
B4 24-26 060519 (L1923970-04D)	0* DL	0* DL	0* DL	0* DL			4
B5 24-26 060519 (L1923970-05D)	0* DL	0* DL	0* DL	0* DL			4
B6 24-26 060519 (L1923970-06D)	0* DL	0* DL	0* DL	0* DL			4
B7 24-26 060519 (L1923970-07D)	0* DL	0* DL	0* DL	0* DL			4
B8 24-26 060519 (L1923970-08D)	66	65	76	80			0
B9 24-26 060519 (L1923970-09D)	0* DL	0* DL	0* DL	0* DL			4
B10 24-26 060519 (L1923970-10D)	0* DL	0* DL	0* DL	0* DL			4
B11 12-14 060519 (L1923970-11)	75	76	87	96			0
B12 12-14 060519 (L1923970-12D)	0* DL	0* DL	0* DL	0* DL			4
B13 12-14 060519 (L1923970-13D)	54	53	49	53			0
B14 12-14 060519 (L1923970-14D)	55	56	61	75			0
B15 12-14 060519 (L1923970-15)	73	73	72	80			0
B16 12-14 060519 (L1923970-16D)	0* DL	0* DL	0* DL	0* DL			4
DUPE 1 (L1923970-17D)	0* DL	0* DL	0* DL	0* DL			4
W1 060519 (L1923970-18)	63	71	60	69			0
W2 060519 (L1923970-19)	71	69	76	83			0
W3 060519 (L1923970-20D)	66	65	77	82			0
W4 060519 (L1923970-21D)	81	81	97	101			0
W5 060519 (L1923970-22)	68	68	88	93			0
W6 060519 (L1923970-23D)	55	54	53	56			0
W7 060519 (L1923970-24D)	68	71	72	74			0
W8 060519 (L1923970-25)	51	53	58	60			0
W9 060519 (L1923970-26D)	0* DL	0* DL	0* DL	0* DL			4
W10 060519 (L1923970-27D)	0* DL	0* DL	0* DL	0* DL			4
W11 060519 (L1923970-28)	71	75	87	93			0

QC LIMITS
(30-150) TCX = 2,4,5,6-TETRACHLORO-M-XYLENE
(30-150) DCBP = DECACHLOROBIPHENYL

*** Values outside of QC limits**

DL - diluted beyond detection limits.

FORM II NYTCL-8082

Surrogate Recovery Summary
Form 2
PCBs

Client: Barton & Loguidice, P.C
Project Name: AMPHENOL SUB SLAB SOILS

Lab Number: L1923970
Project Number: 1153.010.001
Matrix: Soil

GC Column 1: CLP-Pesticide
GC Column 2: CLP-PesticideII

CLIENT ID (LAB SAMPLE NO.)	TCX 1 %REC	TCX 2 %REC	DCB 1 %REC	DCB 2 %REC	OTHER (1)	OTHER (2)	TOT OUT
W12 060519 (L1923970-29D)	72	71	96	95			0
W13 060519 (L1923970-30D)	69	69	79	80			0
W14 060519 (L1923970-31)	46	46	40	42			0
W15 060519 (L1923970-32)	69	74	86	91			0
W16 060519 (L1923970-33D)	0* DL	0* DL	0* DL	0* DL			4
W17 060519 (L1923970-34)	60	64	70	73			0
W18 060519 (L1923970-35D)	0* DL	0* DL	0* DL	0* DL			4
W19 060519 (L1923970-36)	68	75	87	94			0
DUPE 2 (L1923970-37D)	87	87	112	110			0
WG1245111-1BLANK	67	67	44	50			0
WG1245111-2LCS	66	63	48	52			0
WG1245111-3LCSD	66	64	43	50			0
WG1245118-1BLANK	70	72	79	86			0
WG1245118-2LCS	69	68	77	83			0
WG1245118-3LCSD	76	76	84	91			0
W8 060519MS	51	53	51	54			0
W8 060519MSD	66	69	75	81			0
WG1245486-1BLANK	65	75	65	76			0
WG1245486-2LCS	70	77	68	73			0
WG1245486-3LCSD	77	84	74	86			0

QC LIMITS
(30-150) TCX = 2,4,5,6-TETRACHLORO-M-XYLENE
(30-150) DCBP = DECACHLOROBIPHENYL

*** Values outside of QC limits**

DL - diluted beyond detection limits.

FORM II NYTCL-8082

Results Summary
Form 1
Polychlorinated Biphenyls by GC

Client	: Barton & Loguidice, P.C	Lab Number	: L1923970
Project Name	: AMPHENOL SUB SLAB SOILS	Project Number	: 1153.010.001
Lab ID	: WG1245111-1	Date Collected	: NA
Client ID	: WG1245111-1BLANK	Date Received	: NA
Sample Location	:	Date Analyzed	: 06/06/19 11:22
Sample Matrix	: SOIL	Date Extracted	: 06/06/19
Analytical Method	: 1,8082A	Dilution Factor	: 1
Lab File ID	: 21190606a-08	Analyst	: WR
Sample Amount	: 15.66 g	Instrument ID	: PEST21
Extraction Method	: EPA 3546	GC Column	: CLP-Pesticide
Extract Volume	: 5000 uL	%Solids	: NA
GPC Cleanup	: N	Injection Volume	: 1 uL
Sulfur Cleanup	: Y		

		ug/Kg			
CAS NO.	Parameter	Results	RL	MDL	Qualifier
12674-11-2	Aroclor 1016	ND	31.9	2.84	U
11104-28-2	Aroclor 1221	ND	31.9	3.20	U
11141-16-5	Aroclor 1232	ND	31.9	6.77	U
53469-21-9	Aroclor 1242	ND	31.9	4.30	U
11097-69-1	Aroclor 1254	ND	31.9	3.49	U
11096-82-5	Aroclor 1260	ND	31.9	5.90	U
37324-23-5	Aroclor 1262	ND	31.9	4.05	U
11100-14-4	Aroclor 1268	ND	31.9	3.31	U

Results Summary
Form 1
Polychlorinated Biphenyls by GC

Client	: Barton & Loguidice, P.C	Lab Number	: L1923970
Project Name	: AMPHENOL SUB SLAB SOILS	Project Number	: 1153.010.001
Lab ID	: WG1245111-1	Date Collected	: NA
Client ID	: WG1245111-1BLANK	Date Received	: NA
Sample Location	:	Date Analyzed	: 06/06/19 11:22
Sample Matrix	: SOIL	Date Extracted	: 06/06/19
Analytical Method	: 1,8082A	Dilution Factor	: 1
Lab File ID	: 21190606a-08	Analyst	: WR
Sample Amount	: 15.66 g	Instrument ID	: PEST21
Extraction Method	: EPA 3546	GC Column	: CLP-Pesticidell
Extract Volume	: 5000 uL	%Solids	: NA
GPC Cleanup	: N	Injection Volume	: 1 uL
Sulfur Cleanup	: Y		

		ug/Kg			
CAS NO.	Parameter	Results	RL	MDL	Qualifier
12672-29-6	Aroclor 1248	6.30	31.9	4.79	J
1336-36-3	PCBs, Total	6.30	31.9	2.84	J

Results Summary
Form 1
Polychlorinated Biphenyls by GC

Client	: Barton & Loguidice, P.C	Lab Number	: L1923970
Project Name	: AMPHENOL SUB SLAB SOILS	Project Number	: 1153.010.001
Lab ID	: L1923970-01D	Date Collected	: 06/05/19 10:42
Client ID	: B1 24-26 060519	Date Received	: 06/05/19
Sample Location	: SIDNEY, NY	Date Analyzed	: 06/06/19 11:50
Sample Matrix	: SOIL	Date Extracted	: 06/06/19
Analytical Method	: 1,8082A	Dilution Factor	: 10
Lab File ID	: 21190606a-09	Analyst	: WR
Sample Amount	: 15.24 g	Instrument ID	: PEST21
Extraction Method	: EPA 3546	GC Column	: CLP-Pesticide
Extract Volume	: 5000 uL	%Solids	: 95
GPC Cleanup	: N	Injection Volume	: 1 uL
Sulfur Cleanup	: Y		

		ug/Kg			
CAS NO.	Parameter	Results	RL	MDL	Qualifier
12674-11-2	Aroclor 1016	ND	344	30.6	U
11104-28-2	Aroclor 1221	ND	344	34.5	U
11141-16-5	Aroclor 1232	ND	344	73.0	U
53469-21-9	Aroclor 1242	1000	344	46.4	
12672-29-6	Aroclor 1248	ND	344	51.6	U
11097-69-1	Aroclor 1254	ND	344	37.7	U
11096-82-5	Aroclor 1260	ND	344	63.6	U
37324-23-5	Aroclor 1262	ND	344	43.7	U
11100-14-4	Aroclor 1268	ND	344	35.7	U
1336-36-3	PCBs, Total	1000	344	30.6	

Results Summary
Form 1
Polychlorinated Biphenyls by GC

Client	: Barton & Loguidice, P.C	Lab Number	: L1923970
Project Name	: AMPHENOL SUB SLAB SOILS	Project Number	: 1153.010.001
Lab ID	: L1923970-02D	Date Collected	: 06/05/19 11:00
Client ID	: B2 24-26 060519	Date Received	: 06/05/19
Sample Location	: SIDNEY, NY	Date Analyzed	: 06/06/19 14:04
Sample Matrix	: SOIL	Date Extracted	: 06/06/19
Analytical Method	: 1,8082A	Dilution Factor	: 10000
Lab File ID	: P7190606a-14	Analyst	: WR
Sample Amount	: 15.27 g	Instrument ID	: PEST7
Extraction Method	: EPA 3546	GC Column	: CLP-Pesticide
Extract Volume	: 5000 uL	%Solids	: 95
GPC Cleanup	: N	Injection Volume	: 1 uL
Sulfur Cleanup	: Y		

		ug/Kg			
CAS NO.	Parameter	Results	RL	MDL	Qualifier
12674-11-2	Aroclor 1016	ND	344000	30500	U
11104-28-2	Aroclor 1221	ND	344000	34400	U
11141-16-5	Aroclor 1232	ND	344000	72800	U
53469-21-9	Aroclor 1242	ND	344000	46300	U
11097-69-1	Aroclor 1254	ND	344000	37600	U
11096-82-5	Aroclor 1260	ND	344000	63500	U
37324-23-5	Aroclor 1262	ND	344000	43600	U
11100-14-4	Aroclor 1268	ND	344000	35600	U

Results Summary
Form 1
Polychlorinated Biphenyls by GC

Client	: Barton & Loguidice, P.C	Lab Number	: L1923970
Project Name	: AMPHENOL SUB SLAB SOILS	Project Number	: 1153.010.001
Lab ID	: L1923970-02D	Date Collected	: 06/05/19 11:00
Client ID	: B2 24-26 060519	Date Received	: 06/05/19
Sample Location	: SIDNEY, NY	Date Analyzed	: 06/06/19 14:04
Sample Matrix	: SOIL	Date Extracted	: 06/06/19
Analytical Method	: 1,8082A	Dilution Factor	: 10000
Lab File ID	: P7190606a-14	Analyst	: WR
Sample Amount	: 15.27 g	Instrument ID	: PEST7
Extraction Method	: EPA 3546	GC Column	: CLP-PesticideII
Extract Volume	: 5000 uL	%Solids	: 95
GPC Cleanup	: N	Injection Volume	: 1 uL
Sulfur Cleanup	: Y		

		ug/Kg			
CAS NO.	Parameter	Results	RL	MDL	Qualifier
12672-29-6	Aroclor 1248	2360000	344000	51500	J
1336-36-3	PCBs, Total	2360000	344000	30500	

Results Summary
Form 1
Polychlorinated Biphenyls by GC

Client	: Barton & Loguidice, P.C	Lab Number	: L1923970
Project Name	: AMPHENOL SUB SLAB SOILS	Project Number	: 1153.010.001
Lab ID	: L1923970-03D	Date Collected	: 06/05/19 11:10
Client ID	: B3 24-26 060519	Date Received	: 06/05/19
Sample Location	: SIDNEY, NY	Date Analyzed	: 06/06/19 14:17
Sample Matrix	: SOIL	Date Extracted	: 06/06/19
Analytical Method	: 1,8082A	Dilution Factor	: 200
Lab File ID	: P7190606a-15	Analyst	: WR
Sample Amount	: 15.39 g	Instrument ID	: PEST7
Extraction Method	: EPA 3546	GC Column	: CLP-Pesticide
Extract Volume	: 5000 uL	%Solids	: 95
GPC Cleanup	: N	Injection Volume	: 1 uL
Sulfur Cleanup	: Y		

		ug/Kg			
CAS NO.	Parameter	Results	RL	MDL	Qualifier
12674-11-2	Aroclor 1016	ND	6820	605.	U
11104-28-2	Aroclor 1221	ND	6820	683.	U
11141-16-5	Aroclor 1232	ND	6820	1440	U
53469-21-9	Aroclor 1242	ND	6820	919.	U
11097-69-1	Aroclor 1254	ND	6820	746.	U
11096-82-5	Aroclor 1260	ND	6820	1260	U
37324-23-5	Aroclor 1262	ND	6820	866.	U
11100-14-4	Aroclor 1268	ND	6820	706.	U

Results Summary
Form 1
Polychlorinated Biphenyls by GC

Client	: Barton & Loguidice, P.C	Lab Number	: L1923970
Project Name	: AMPHENOL SUB SLAB SOILS	Project Number	: 1153.010.001
Lab ID	: L1923970-03D	Date Collected	: 06/05/19 11:10
Client ID	: B3 24-26 060519	Date Received	: 06/05/19
Sample Location	: SIDNEY, NY	Date Analyzed	: 06/06/19 14:17
Sample Matrix	: SOIL	Date Extracted	: 06/06/19
Analytical Method	: 1,8082A	Dilution Factor	: 200
Lab File ID	: P7190606a-15	Analyst	: WR
Sample Amount	: 15.39 g	Instrument ID	: PEST7
Extraction Method	: EPA 3546	GC Column	: CLP-Pesticidell
Extract Volume	: 5000 uL	%Solids	: 95
GPC Cleanup	: N	Injection Volume	: 1 uL
Sulfur Cleanup	: Y		

CAS NO.	Parameter	ug/Kg Results	RL	MDL	Qualifier
12672-29-6	Aroclor 1248	30900	6820	1020	
1336-36-3	PCBs, Total	30900	6820	605.	

Results Summary
Form 1
Polychlorinated Biphenyls by GC

Client	: Barton & Loguidice, P.C	Lab Number	: L1923970
Project Name	: AMPHENOL SUB SLAB SOILS	Project Number	: 1153.010.001
Lab ID	: L1923970-04D	Date Collected	: 06/05/19 11:20
Client ID	: B4 24-26 060519	Date Received	: 06/05/19
Sample Location	: SIDNEY, NY	Date Analyzed	: 06/06/19 15:09
Sample Matrix	: SOIL	Date Extracted	: 06/06/19
Analytical Method	: 1,8082A	Dilution Factor	: 1000
Lab File ID	: P7190606a-19	Analyst	: WR
Sample Amount	: 15.45 g	Instrument ID	: PEST7
Extraction Method	: EPA 3546	GC Column	: CLP-Pesticide
Extract Volume	: 5000 uL	%Solids	: 94
GPC Cleanup	: N	Injection Volume	: 1 uL
Sulfur Cleanup	: Y		

CAS NO.	Parameter	ug/Kg Results	RL	MDL	Qualifier
12674-11-2	Aroclor 1016	ND	34400	3050	U
11104-28-2	Aroclor 1221	ND	34400	3440	U
11141-16-5	Aroclor 1232	ND	34400	7280	U
53469-21-9	Aroclor 1242	ND	34400	4630	U
11097-69-1	Aroclor 1254	ND	34400	3760	U
11096-82-5	Aroclor 1260	ND	34400	6350	U
37324-23-5	Aroclor 1262	ND	34400	4360	U
11100-14-4	Aroclor 1268	ND	34400	3560	U

Results Summary
Form 1
Polychlorinated Biphenyls by GC

Client	: Barton & Loguidice, P.C	Lab Number	: L1923970
Project Name	: AMPHENOL SUB SLAB SOILS	Project Number	: 1153.010.001
Lab ID	: L1923970-04D	Date Collected	: 06/05/19 11:20
Client ID	: B4 24-26 060519	Date Received	: 06/05/19
Sample Location	: SIDNEY, NY	Date Analyzed	: 06/06/19 15:09
Sample Matrix	: SOIL	Date Extracted	: 06/06/19
Analytical Method	: 1,8082A	Dilution Factor	: 1000
Lab File ID	: P7190606a-19	Analyst	: WR
Sample Amount	: 15.45 g	Instrument ID	: PEST7
Extraction Method	: EPA 3546	GC Column	: CLP-Pesticidell
Extract Volume	: 5000 uL	%Solids	: 94
GPC Cleanup	: N	Injection Volume	: 1 uL
Sulfur Cleanup	: Y		

		ug/Kg			
CAS NO.	Parameter	Results	RL	MDL	Qualifier
12672-29-6	Aroclor 1248	557000	34400	5150	
1336-36-3	PCBs, Total	557000	34400	3050	

Results Summary
Form 1
Polychlorinated Biphenyls by GC

Client	: Barton & Loguidice, P.C	Lab Number	: L1923970
Project Name	: AMPHENOL SUB SLAB SOILS	Project Number	: 1153.010.001
Lab ID	: L1923970-05D	Date Collected	: 06/05/19 11:29
Client ID	: B5 24-26 060519	Date Received	: 06/05/19
Sample Location	: SIDNEY, NY	Date Analyzed	: 06/06/19 14:30
Sample Matrix	: SOIL	Date Extracted	: 06/06/19
Analytical Method	: 1,8082A	Dilution Factor	: 5000
Lab File ID	: P7190606a-16	Analyst	: WR
Sample Amount	: 15.31 g	Instrument ID	: PEST7
Extraction Method	: EPA 3546	GC Column	: CLP-Pesticide
Extract Volume	: 5000 uL	%Solids	: 92
GPC Cleanup	: N	Injection Volume	: 1 uL
Sulfur Cleanup	: Y		

		ug/Kg			
CAS NO.	Parameter	Results	RL	MDL	Qualifier
12674-11-2	Aroclor 1016	ND	177000	15800	U
11104-28-2	Aroclor 1221	ND	177000	17800	U
11141-16-5	Aroclor 1232	ND	177000	37600	U
53469-21-9	Aroclor 1242	ND	177000	23900	U
11097-69-1	Aroclor 1254	ND	177000	19400	U
11096-82-5	Aroclor 1260	ND	177000	32800	U
37324-23-5	Aroclor 1262	ND	177000	22500	U
11100-14-4	Aroclor 1268	ND	177000	18400	U

Results Summary
Form 1
Polychlorinated Biphenyls by GC

Client	: Barton & Loguidice, P.C	Lab Number	: L1923970
Project Name	: AMPHENOL SUB SLAB SOILS	Project Number	: 1153.010.001
Lab ID	: L1923970-05D	Date Collected	: 06/05/19 11:29
Client ID	: B5 24-26 060519	Date Received	: 06/05/19
Sample Location	: SIDNEY, NY	Date Analyzed	: 06/06/19 14:30
Sample Matrix	: SOIL	Date Extracted	: 06/06/19
Analytical Method	: 1,8082A	Dilution Factor	: 5000
Lab File ID	: P7190606a-16	Analyst	: WR
Sample Amount	: 15.31 g	Instrument ID	: PEST7
Extraction Method	: EPA 3546	GC Column	: CLP-Pesticidell
Extract Volume	: 5000 uL	%Solids	: 92
GPC Cleanup	: N	Injection Volume	: 1 uL
Sulfur Cleanup	: Y		

		ug/Kg			
CAS NO.	Parameter	Results	RL	MDL	Qualifier
12672-29-6	Aroclor 1248	363000	177000	26600	
1336-36-3	PCBs, Total	363000	177000	15800	

Results Summary
Form 1
Polychlorinated Biphenyls by GC

Client	: Barton & Loguidice, P.C	Lab Number	: L1923970
Project Name	: AMPHENOL SUB SLAB SOILS	Project Number	: 1153.010.001
Lab ID	: L1923970-06D	Date Collected	: 06/05/19 11:39
Client ID	: B6 24-26 060519	Date Received	: 06/05/19
Sample Location	: SIDNEY, NY	Date Analyzed	: 06/06/19 14:43
Sample Matrix	: SOIL	Date Extracted	: 06/06/19
Analytical Method	: 1,8082A	Dilution Factor	: 10000
Lab File ID	: P7190606a-17	Analyst	: WR
Sample Amount	: 15.71 g	Instrument ID	: PEST7
Extraction Method	: EPA 3546	GC Column	: CLP-Pesticide
Extract Volume	: 5000 uL	%Solids	: 92
GPC Cleanup	: N	Injection Volume	: 1 uL
Sulfur Cleanup	: Y		

CAS NO.	Parameter	ug/Kg Results	RL	MDL	Qualifier
12674-11-2	Aroclor 1016	ND	345000	30600	U
11104-28-2	Aroclor 1221	ND	345000	34600	U
11141-16-5	Aroclor 1232	ND	345000	73200	U
53469-21-9	Aroclor 1242	ND	345000	46500	U
11097-69-1	Aroclor 1254	ND	345000	37800	U
11096-82-5	Aroclor 1260	ND	345000	63800	U
37324-23-5	Aroclor 1262	ND	345000	43800	U
11100-14-4	Aroclor 1268	ND	345000	35800	U

Results Summary
Form 1
Polychlorinated Biphenyls by GC

Client	: Barton & Loguidice, P.C	Lab Number	: L1923970
Project Name	: AMPHENOL SUB SLAB SOILS	Project Number	: 1153.010.001
Lab ID	: L1923970-06D	Date Collected	: 06/05/19 11:39
Client ID	: B6 24-26 060519	Date Received	: 06/05/19
Sample Location	: SIDNEY, NY	Date Analyzed	: 06/06/19 14:43
Sample Matrix	: SOIL	Date Extracted	: 06/06/19
Analytical Method	: 1,8082A	Dilution Factor	: 10000
Lab File ID	: P7190606a-17	Analyst	: WR
Sample Amount	: 15.71 g	Instrument ID	: PEST7
Extraction Method	: EPA 3546	GC Column	: CLP-PesticideII
Extract Volume	: 5000 uL	%Solids	: 92
GPC Cleanup	: N	Injection Volume	: 1 uL
Sulfur Cleanup	: Y		

		ug/Kg			
CAS NO.	Parameter	Results	RL	MDL	Qualifier
12672-29-6	Aroclor 1248	4770000	345000	51800	
1336-36-3	PCBs, Total	4770000	345000	30600	

Results Summary
Form 1
Polychlorinated Biphenyls by GC

Client	: Barton & Loguidice, P.C	Lab Number	: L1923970
Project Name	: AMPHENOL SUB SLAB SOILS	Project Number	: 1153.010.001
Lab ID	: L1923970-07D	Date Collected	: 06/05/19 11:54
Client ID	: B7 24-26 060519	Date Received	: 06/05/19
Sample Location	: SIDNEY, NY	Date Analyzed	: 06/06/19 14:56
Sample Matrix	: SOIL	Date Extracted	: 06/06/19
Analytical Method	: 1,8082A	Dilution Factor	: 10000
Lab File ID	: P7190606a-18	Analyst	: WR
Sample Amount	: 15.38 g	Instrument ID	: PEST7
Extraction Method	: EPA 3546	GC Column	: CLP-Pesticide
Extract Volume	: 5000 uL	%Solids	: 94
GPC Cleanup	: N	Injection Volume	: 1 uL
Sulfur Cleanup	: Y		

		ug/Kg			
CAS NO.	Parameter	Results	RL	MDL	Qualifier
12674-11-2	Aroclor 1016	ND	348000	30900	U
11104-28-2	Aroclor 1221	ND	348000	34800	U
11141-16-5	Aroclor 1232	ND	348000	73700	U
53469-21-9	Aroclor 1242	ND	348000	46900	U
11097-69-1	Aroclor 1254	ND	348000	38000	U
11096-82-5	Aroclor 1260	ND	348000	64200	U
37324-23-5	Aroclor 1262	ND	348000	44200	U
11100-14-4	Aroclor 1268	ND	348000	36000	U

Results Summary
Form 1
Polychlorinated Biphenyls by GC

Client	: Barton & Loguidice, P.C	Lab Number	: L1923970
Project Name	: AMPHENOL SUB SLAB SOILS	Project Number	: 1153.010.001
Lab ID	: L1923970-07D	Date Collected	: 06/05/19 11:54
Client ID	: B7 24-26 060519	Date Received	: 06/05/19
Sample Location	: SIDNEY, NY	Date Analyzed	: 06/06/19 14:56
Sample Matrix	: SOIL	Date Extracted	: 06/06/19
Analytical Method	: 1,8082A	Dilution Factor	: 10000
Lab File ID	: P7190606a-18	Analyst	: WR
Sample Amount	: 15.38 g	Instrument ID	: PEST7
Extraction Method	: EPA 3546	GC Column	: CLP-PesticideII
Extract Volume	: 5000 uL	%Solids	: 94
GPC Cleanup	: N	Injection Volume	: 1 uL
Sulfur Cleanup	: Y		

		ug/Kg			
CAS NO.	Parameter	Results	RL	MDL	Qualifier
12672-29-6	Aroclor 1248	2080000	348000	52200	
1336-36-3	PCBs, Total	2080000	348000	30900	

Results Summary
Form 1
Polychlorinated Biphenyls by GC

Client	: Barton & Loguidice, P.C	Lab Number	: L1923970
Project Name	: AMPHENOL SUB SLAB SOILS	Project Number	: 1153.010.001
Lab ID	: L1923970-08D	Date Collected	: 06/05/19 12:10
Client ID	: B8 24-26 060519	Date Received	: 06/05/19
Sample Location	: SIDNEY, NY	Date Analyzed	: 06/06/19 15:24
Sample Matrix	: SOIL	Date Extracted	: 06/06/19
Analytical Method	: 1,8082A	Dilution Factor	: 5
Lab File ID	: 16190606a-13	Analyst	: AWS
Sample Amount	: 15.53 g	Instrument ID	: PEST16
Extraction Method	: EPA 3546	GC Column	: CLP-Pesticide
Extract Volume	: 5000 uL	%Solids	: 90
GPC Cleanup	: N	Injection Volume	: 1 uL
Sulfur Cleanup	: Y		

		ug/Kg			
CAS NO.	Parameter	Results	RL	MDL	Qualifier
12674-11-2	Aroclor 1016	ND	178	15.8	U
11104-28-2	Aroclor 1221	ND	178	17.8	U
11141-16-5	Aroclor 1232	ND	178	37.8	U
53469-21-9	Aroclor 1242	ND	178	24.0	U
12672-29-6	Aroclor 1248	897	178	26.7	
11097-69-1	Aroclor 1254	ND	178	19.5	U
11096-82-5	Aroclor 1260	ND	178	32.9	U
37324-23-5	Aroclor 1262	ND	178	22.6	U
11100-14-4	Aroclor 1268	ND	178	18.4	U
1336-36-3	PCBs, Total	897	178	15.8	

Results Summary
Form 1
Polychlorinated Biphenyls by GC

Client	: Barton & Loguidice, P.C	Lab Number	: L1923970
Project Name	: AMPHENOL SUB SLAB SOILS	Project Number	: 1153.010.001
Lab ID	: L1923970-09D	Date Collected	: 06/05/19 12:22
Client ID	: B9 24-26 060519	Date Received	: 06/05/19
Sample Location	: SIDNEY, NY	Date Analyzed	: 06/06/19 15:39
Sample Matrix	: SOIL	Date Extracted	: 06/06/19
Analytical Method	: 1,8082A	Dilution Factor	: 1000
Lab File ID	: 16190606a-14	Analyst	: AWS
Sample Amount	: 15.34 g	Instrument ID	: PEST16
Extraction Method	: EPA 3546	GC Column	: CLP-Pesticide
Extract Volume	: 5000 uL	%Solids	: 94
GPC Cleanup	: N	Injection Volume	: 1 uL
Sulfur Cleanup	: Y		

CAS NO.	Parameter	ug/Kg Results	RL	MDL	Qualifier
12674-11-2	Aroclor 1016	ND	34900	3100	U
11104-28-2	Aroclor 1221	ND	34900	3490	U
11141-16-5	Aroclor 1232	ND	34900	7390	U
53469-21-9	Aroclor 1242	ND	34900	4700	U
11097-69-1	Aroclor 1254	ND	34900	3810	U
11096-82-5	Aroclor 1260	ND	34900	6440	U
37324-23-5	Aroclor 1262	ND	34900	4430	U
11100-14-4	Aroclor 1268	ND	34900	3610	U

Results Summary
Form 1
Polychlorinated Biphenyls by GC

Client	: Barton & Loguidice, P.C	Lab Number	: L1923970
Project Name	: AMPHENOL SUB SLAB SOILS	Project Number	: 1153.010.001
Lab ID	: L1923970-09D	Date Collected	: 06/05/19 12:22
Client ID	: B9 24-26 060519	Date Received	: 06/05/19
Sample Location	: SIDNEY, NY	Date Analyzed	: 06/06/19 15:39
Sample Matrix	: SOIL	Date Extracted	: 06/06/19
Analytical Method	: 1,8082A	Dilution Factor	: 1000
Lab File ID	: 16190606a-14	Analyst	: AWS
Sample Amount	: 15.34 g	Instrument ID	: PEST16
Extraction Method	: EPA 3546	GC Column	: CLP-Pesticidell
Extract Volume	: 5000 uL	%Solids	: 94
GPC Cleanup	: N	Injection Volume	: 1 uL
Sulfur Cleanup	: Y		

		ug/Kg			
CAS NO.	Parameter	Results	RL	MDL	Qualifier
12672-29-6	Aroclor 1248	497000	34900	5230	
1336-36-3	PCBs, Total	497000	34900	3100	

Results Summary
Form 1
Polychlorinated Biphenyls by GC

Client	: Barton & Loguidice, P.C	Lab Number	: L1923970
Project Name	: AMPHENOL SUB SLAB SOILS	Project Number	: 1153.010.001
Lab ID	: L1923970-10D	Date Collected	: 06/05/19 12:45
Client ID	: B10 24-26 060519	Date Received	: 06/05/19
Sample Location	: SIDNEY, NY	Date Analyzed	: 06/06/19 15:54
Sample Matrix	: SOIL	Date Extracted	: 06/06/19
Analytical Method	: 1,8082A	Dilution Factor	: 20
Lab File ID	: 16190606a-15	Analyst	: AWS
Sample Amount	: 15.46 g	Instrument ID	: PEST16
Extraction Method	: EPA 3546	GC Column	: CLP-Pesticide
Extract Volume	: 5000 uL	%Solids	: 94
GPC Cleanup	: N	Injection Volume	: 1 uL
Sulfur Cleanup	: Y		

		ug/Kg			
CAS NO.	Parameter	Results	RL	MDL	Qualifier
12674-11-2	Aroclor 1016	ND	690	61.2	U
11104-28-2	Aroclor 1221	ND	690	69.1	U
11141-16-5	Aroclor 1232	ND	690	146.	U
53469-21-9	Aroclor 1242	ND	690	93.0	U
12672-29-6	Aroclor 1248	1950	690	103.	
11097-69-1	Aroclor 1254	ND	690	75.4	U
11096-82-5	Aroclor 1260	ND	690	127.	U
37324-23-5	Aroclor 1262	ND	690	87.6	U
11100-14-4	Aroclor 1268	ND	690	71.4	U
1336-36-3	PCBs, Total	1950	690	61.2	

Results Summary
Form 1
Polychlorinated Biphenyls by GC

Client	: Barton & Loguidice, P.C	Lab Number	: L1923970
Project Name	: AMPHENOL SUB SLAB SOILS	Project Number	: 1153.010.001
Lab ID	: L1923970-11	Date Collected	: 06/05/19 12:59
Client ID	: B11 12-14 060519	Date Received	: 06/05/19
Sample Location	: SIDNEY, NY	Date Analyzed	: 06/06/19 13:40
Sample Matrix	: SOIL	Date Extracted	: 06/06/19
Analytical Method	: 1,8082A	Dilution Factor	: 1
Lab File ID	: 16190606a-06	Analyst	: AWS
Sample Amount	: 15.3 g	Instrument ID	: PEST16
Extraction Method	: EPA 3546	GC Column	: CLP-Pesticide
Extract Volume	: 5000 uL	%Solids	: 85
GPC Cleanup	: N	Injection Volume	: 1 uL
Sulfur Cleanup	: Y		

		ug/Kg			
CAS NO.	Parameter	Results	RL	MDL	Qualifier
12674-11-2	Aroclor 1016	ND	38.7	3.43	U
11104-28-2	Aroclor 1221	ND	38.7	3.88	U
11141-16-5	Aroclor 1232	ND	38.7	8.20	U
53469-21-9	Aroclor 1242	ND	38.7	5.21	U
11097-69-1	Aroclor 1254	ND	38.7	4.23	U
11096-82-5	Aroclor 1260	ND	38.7	7.15	U
37324-23-5	Aroclor 1262	ND	38.7	4.91	U
11100-14-4	Aroclor 1268	ND	38.7	4.01	U

Results Summary
Form 1
Polychlorinated Biphenyls by GC

Client	: Barton & Loguidice, P.C	Lab Number	: L1923970
Project Name	: AMPHENOL SUB SLAB SOILS	Project Number	: 1153.010.001
Lab ID	: L1923970-11	Date Collected	: 06/05/19 12:59
Client ID	: B11 12-14 060519	Date Received	: 06/05/19
Sample Location	: SIDNEY, NY	Date Analyzed	: 06/06/19 13:40
Sample Matrix	: SOIL	Date Extracted	: 06/06/19
Analytical Method	: 1,8082A	Dilution Factor	: 1
Lab File ID	: 16190606a-06	Analyst	: AWS
Sample Amount	: 15.3 g	Instrument ID	: PEST16
Extraction Method	: EPA 3546	GC Column	: CLP-PesticideII
Extract Volume	: 5000 uL	%Solids	: 85
GPC Cleanup	: N	Injection Volume	: 1 uL
Sulfur Cleanup	: Y		

		ug/Kg			
CAS NO.	Parameter	Results	RL	MDL	Qualifier
12672-29-6	Aroclor 1248	310	38.7	5.80	
1336-36-3	PCBs, Total	310	38.7	3.43	

Results Summary
Form 1
Polychlorinated Biphenyls by GC

Client	: Barton & Loguidice, P.C	Lab Number	: L1923970
Project Name	: AMPHENOL SUB SLAB SOILS	Project Number	: 1153.010.001
Lab ID	: L1923970-12D	Date Collected	: 06/05/19 13:15
Client ID	: B12 12-14 060519	Date Received	: 06/05/19
Sample Location	: SIDNEY, NY	Date Analyzed	: 06/06/19 16:09
Sample Matrix	: SOIL	Date Extracted	: 06/06/19
Analytical Method	: 1,8082A	Dilution Factor	: 1000
Lab File ID	: 16190606a-16	Analyst	: AWS
Sample Amount	: 15.49 g	Instrument ID	: PEST16
Extraction Method	: EPA 3546	GC Column	: CLP-Pesticide
Extract Volume	: 5000 uL	%Solids	: 84
GPC Cleanup	: N	Injection Volume	: 1 uL
Sulfur Cleanup	: Y		

		ug/Kg			
CAS NO.	Parameter	Results	RL	MDL	Qualifier
12674-11-2	Aroclor 1016	ND	38600	3430	U
11104-28-2	Aroclor 1221	ND	38600	3870	U
11141-16-5	Aroclor 1232	ND	38600	8180	U
53469-21-9	Aroclor 1242	ND	38600	5200	U
12672-29-6	Aroclor 1248	159000	38600	5790	
11097-69-1	Aroclor 1254	ND	38600	4220	U
11096-82-5	Aroclor 1260	ND	38600	7140	U
37324-23-5	Aroclor 1262	ND	38600	4900	U
11100-14-4	Aroclor 1268	ND	38600	4000	U
1336-36-3	PCBs, Total	159000	38600	3430	

Results Summary
Form 1
Polychlorinated Biphenyls by GC

Client	: Barton & Loguidice, P.C	Lab Number	: L1923970
Project Name	: AMPHENOL SUB SLAB SOILS	Project Number	: 1153.010.001
Lab ID	: L1923970-13D	Date Collected	: 06/05/19 13:23
Client ID	: B13 12-14 060519	Date Received	: 06/05/19
Sample Location	: SIDNEY, NY	Date Analyzed	: 06/06/19 16:24
Sample Matrix	: SOIL	Date Extracted	: 06/06/19
Analytical Method	: 1,8082A	Dilution Factor	: 5
Lab File ID	: 16190606a-17	Analyst	: AWS
Sample Amount	: 15.44 g	Instrument ID	: PEST16
Extraction Method	: EPA 3546	GC Column	: CLP-Pesticide
Extract Volume	: 5000 uL	%Solids	: 81
GPC Cleanup	: N	Injection Volume	: 1 uL
Sulfur Cleanup	: Y		

		ug/Kg			
CAS NO.	Parameter	Results	RL	MDL	Qualifier
12674-11-2	Aroclor 1016	ND	201	17.9	U
11104-28-2	Aroclor 1221	ND	201	20.2	U
11141-16-5	Aroclor 1232	ND	201	42.6	U
53469-21-9	Aroclor 1242	ND	201	27.1	U
11097-69-1	Aroclor 1254	ND	201	22.0	U
11096-82-5	Aroclor 1260	ND	201	37.2	U
37324-23-5	Aroclor 1262	ND	201	25.5	U
11100-14-4	Aroclor 1268	ND	201	20.8	U

Results Summary
Form 1
Polychlorinated Biphenyls by GC

Client	: Barton & Loguidice, P.C	Lab Number	: L1923970
Project Name	: AMPHENOL SUB SLAB SOILS	Project Number	: 1153.010.001
Lab ID	: L1923970-13D	Date Collected	: 06/05/19 13:23
Client ID	: B13 12-14 060519	Date Received	: 06/05/19
Sample Location	: SIDNEY, NY	Date Analyzed	: 06/06/19 16:24
Sample Matrix	: SOIL	Date Extracted	: 06/06/19
Analytical Method	: 1,8082A	Dilution Factor	: 5
Lab File ID	: 16190606a-17	Analyst	: AWS
Sample Amount	: 15.44 g	Instrument ID	: PEST16
Extraction Method	: EPA 3546	GC Column	: CLP-PesticideII
Extract Volume	: 5000 uL	%Solids	: 81
GPC Cleanup	: N	Injection Volume	: 1 uL
Sulfur Cleanup	: Y		

		ug/Kg			
CAS NO.	Parameter	Results	RL	MDL	Qualifier
12672-29-6	Aroclor 1248	958	201	30.2	
1336-36-3	PCBs, Total	958	201	17.9	

Results Summary
Form 1
Polychlorinated Biphenyls by GC

Client	: Barton & Loguidice, P.C	Lab Number	: L1923970
Project Name	: AMPHENOL SUB SLAB SOILS	Project Number	: 1153.010.001
Lab ID	: L1923970-14D	Date Collected	: 06/05/19 13:40
Client ID	: B14 12-14 060519	Date Received	: 06/05/19
Sample Location	: SIDNEY, NY	Date Analyzed	: 06/06/19 16:53
Sample Matrix	: SOIL	Date Extracted	: 06/06/19
Analytical Method	: 1,8082A	Dilution Factor	: 5
Lab File ID	: 16190606a-19	Analyst	: AWS
Sample Amount	: 15.16 g	Instrument ID	: PEST16
Extraction Method	: EPA 3546	GC Column	: CLP-Pesticide
Extract Volume	: 5000 uL	%Solids	: 84
GPC Cleanup	: N	Injection Volume	: 1 uL
Sulfur Cleanup	: Y		

		ug/Kg			
CAS NO.	Parameter	Results	RL	MDL	Qualifier
12674-11-2	Aroclor 1016	ND	196	17.4	U
11104-28-2	Aroclor 1221	ND	196	19.7	U
11141-16-5	Aroclor 1232	ND	196	41.6	U
53469-21-9	Aroclor 1242	ND	196	26.5	U
11097-69-1	Aroclor 1254	ND	196	21.5	U
11096-82-5	Aroclor 1260	ND	196	36.3	U
37324-23-5	Aroclor 1262	ND	196	24.9	U
11100-14-4	Aroclor 1268	ND	196	20.3	U

Results Summary
Form 1
Polychlorinated Biphenyls by GC

Client	: Barton & Loguidice, P.C	Lab Number	: L1923970
Project Name	: AMPHENOL SUB SLAB SOILS	Project Number	: 1153.010.001
Lab ID	: L1923970-14D	Date Collected	: 06/05/19 13:40
Client ID	: B14 12-14 060519	Date Received	: 06/05/19
Sample Location	: SIDNEY, NY	Date Analyzed	: 06/06/19 16:53
Sample Matrix	: SOIL	Date Extracted	: 06/06/19
Analytical Method	: 1,8082A	Dilution Factor	: 5
Lab File ID	: 16190606a-19	Analyst	: AWS
Sample Amount	: 15.16 g	Instrument ID	: PEST16
Extraction Method	: EPA 3546	GC Column	: CLP-Pesticidell
Extract Volume	: 5000 uL	%Solids	: 84
GPC Cleanup	: N	Injection Volume	: 1 uL
Sulfur Cleanup	: Y		

		ug/Kg			
CAS NO.	Parameter	Results	RL	MDL	Qualifier
12672-29-6	Aroclor 1248	1830	196	29.4	
1336-36-3	PCBs, Total	1830	196	17.4	

Results Summary
Form 1
Polychlorinated Biphenyls by GC

Client	: Barton & Loguidice, P.C	Lab Number	: L1923970
Project Name	: AMPHENOL SUB SLAB SOILS	Project Number	: 1153.010.001
Lab ID	: L1923970-15	Date Collected	: 06/05/19 14:05
Client ID	: B15 12-14 060519	Date Received	: 06/05/19
Sample Location	: SIDNEY, NY	Date Analyzed	: 06/06/19 13:56
Sample Matrix	: SOIL	Date Extracted	: 06/06/19
Analytical Method	: 1,8082A	Dilution Factor	: 1
Lab File ID	: 16190606a-07	Analyst	: AWS
Sample Amount	: 15.44 g	Instrument ID	: PEST16
Extraction Method	: EPA 3546	GC Column	: CLP-Pesticide
Extract Volume	: 5000 uL	%Solids	: 84
GPC Cleanup	: N	Injection Volume	: 1 uL
Sulfur Cleanup	: Y		

		ug/Kg			
CAS NO.	Parameter	Results	RL	MDL	Qualifier
12674-11-2	Aroclor 1016	ND	38.6	3.43	U
11104-28-2	Aroclor 1221	ND	38.6	3.87	U
11141-16-5	Aroclor 1232	ND	38.6	8.18	U
53469-21-9	Aroclor 1242	ND	38.6	5.20	U
11097-69-1	Aroclor 1254	ND	38.6	4.22	U
11096-82-5	Aroclor 1260	ND	38.6	7.13	U
37324-23-5	Aroclor 1262	ND	38.6	4.90	U
11100-14-4	Aroclor 1268	ND	38.6	4.00	U
1336-36-3	PCBs, Total	26.2	38.6	3.43	J

Results Summary
Form 1
Polychlorinated Biphenyls by GC

Client	: Barton & Loguidice, P.C	Lab Number	: L1923970
Project Name	: AMPHENOL SUB SLAB SOILS	Project Number	: 1153.010.001
Lab ID	: L1923970-15	Date Collected	: 06/05/19 14:05
Client ID	: B15 12-14 060519	Date Received	: 06/05/19
Sample Location	: SIDNEY, NY	Date Analyzed	: 06/06/19 13:56
Sample Matrix	: SOIL	Date Extracted	: 06/06/19
Analytical Method	: 1,8082A	Dilution Factor	: 1
Lab File ID	: 16190606a-07	Analyst	: AWS
Sample Amount	: 15.44 g	Instrument ID	: PEST16
Extraction Method	: EPA 3546	GC Column	: CLP-PesticideII
Extract Volume	: 5000 uL	%Solids	: 84
GPC Cleanup	: N	Injection Volume	: 1 uL
Sulfur Cleanup	: Y		

		ug/Kg			
CAS NO.	Parameter	Results	RL	MDL	Qualifier
12672-29-6	Aroclor 1248	26.2	38.6	5.79	J

Results Summary
Form 1
Polychlorinated Biphenyls by GC

Client	: Barton & Loguidice, P.C	Lab Number	: L1923970
Project Name	: AMPHENOL SUB SLAB SOILS	Project Number	: 1153.010.001
Lab ID	: L1923970-16D	Date Collected	: 06/05/19 14:29
Client ID	: B16 12-14 060519	Date Received	: 06/05/19
Sample Location	: SIDNEY, NY	Date Analyzed	: 06/06/19 17:08
Sample Matrix	: SOIL	Date Extracted	: 06/06/19
Analytical Method	: 1,8082A	Dilution Factor	: 10
Lab File ID	: 16190606a-20	Analyst	: AWS
Sample Amount	: 15.68 g	Instrument ID	: PEST16
Extraction Method	: EPA 3546	GC Column	: CLP-Pesticide
Extract Volume	: 5000 uL	%Solids	: 82
GPC Cleanup	: N	Injection Volume	: 1 uL
Sulfur Cleanup	: Y		

		ug/Kg			
CAS NO.	Parameter	Results	RL	MDL	Qualifier
12674-11-2	Aroclor 1016	ND	391	34.7	U
11104-28-2	Aroclor 1221	ND	391	39.2	U
11141-16-5	Aroclor 1232	ND	391	82.9	U
53469-21-9	Aroclor 1242	ND	391	52.7	U
12672-29-6	Aroclor 1248	1860	391	58.7	
11097-69-1	Aroclor 1254	ND	391	42.8	U
11096-82-5	Aroclor 1260	ND	391	72.3	U
37324-23-5	Aroclor 1262	ND	391	49.7	U
11100-14-4	Aroclor 1268	ND	391	40.5	U
1336-36-3	PCBs, Total	1860	391	34.7	

Results Summary
Form 1
Polychlorinated Biphenyls by GC

Client	: Barton & Loguidice, P.C	Lab Number	: L1923970
Project Name	: AMPHENOL SUB SLAB SOILS	Project Number	: 1153.010.001
Lab ID	: L1923970-17D	Date Collected	: 06/05/19 00:00
Client ID	: DUPE 1	Date Received	: 06/05/19
Sample Location	: SIDNEY, NY	Date Analyzed	: 06/06/19 18:15
Sample Matrix	: SOIL	Date Extracted	: 06/06/19
Analytical Method	: 1,8082A	Dilution Factor	: 10000
Lab File ID	: 16190606a-24	Analyst	: JM
Sample Amount	: 15.32 g	Instrument ID	: PEST16
Extraction Method	: EPA 3546	GC Column	: CLP-Pesticide
Extract Volume	: 5000 uL	%Solids	: 95
GPC Cleanup	: N	Injection Volume	: 1 uL
Sulfur Cleanup	: Y		

		ug/Kg			
CAS NO.	Parameter	Results	RL	MDL	Qualifier
12674-11-2	Aroclor 1016	ND	342000	30400	U
11104-28-2	Aroclor 1221	ND	342000	34300	U
11141-16-5	Aroclor 1232	ND	342000	72500	U
53469-21-9	Aroclor 1242	ND	342000	46100	U
11097-69-1	Aroclor 1254	ND	342000	37400	U
11096-82-5	Aroclor 1260	ND	342000	63200	U
37324-23-5	Aroclor 1262	ND	342000	43400	U
11100-14-4	Aroclor 1268	ND	342000	35400	U

Results Summary
Form 1
Polychlorinated Biphenyls by GC

Client	: Barton & Loguidice, P.C	Lab Number	: L1923970
Project Name	: AMPHENOL SUB SLAB SOILS	Project Number	: 1153.010.001
Lab ID	: L1923970-17D	Date Collected	: 06/05/19 00:00
Client ID	: DUPE 1	Date Received	: 06/05/19
Sample Location	: SIDNEY, NY	Date Analyzed	: 06/06/19 18:15
Sample Matrix	: SOIL	Date Extracted	: 06/06/19
Analytical Method	: 1,8082A	Dilution Factor	: 10000
Lab File ID	: 16190606a-24	Analyst	: JM
Sample Amount	: 15.32 g	Instrument ID	: PEST16
Extraction Method	: EPA 3546	GC Column	: CLP-PesticideII
Extract Volume	: 5000 uL	%Solids	: 95
GPC Cleanup	: N	Injection Volume	: 1 uL
Sulfur Cleanup	: Y		

		ug/Kg			
CAS NO.	Parameter	Results	RL	MDL	Qualifier
12672-29-6	Aroclor 1248	3500000	342000	51300	J
1336-36-3	PCBs, Total	3500000	342000	30400	

Results Summary
Form 1
Polychlorinated Biphenyls by GC

Client	: Barton & Loguidice, P.C	Lab Number	: L1923970
Project Name	: AMPHENOL SUB SLAB SOILS	Project Number	: 1153.010.001
Lab ID	: L1923970-18	Date Collected	: 06/05/19 14:45
Client ID	: W1 060519	Date Received	: 06/05/19
Sample Location	: SIDNEY, NY	Date Analyzed	: 06/07/19 12:45
Sample Matrix	: SOIL	Date Extracted	: 06/06/19
Analytical Method	: 1,8082A	Dilution Factor	: 1
Lab File ID	: P7190607a-09	Analyst	: WR
Sample Amount	: 5.32 g	Instrument ID	: PEST7
Extraction Method	: EPA 3546	GC Column	: CLP-Pesticide
Extract Volume	: 5000 uL	%Solids	: 93
GPC Cleanup	: N	Injection Volume	: 1 uL
Sulfur Cleanup	: Y		

		ug/Kg			
CAS NO.	Parameter	Results	RL	MDL	Qualifier
12674-11-2	Aroclor 1016	ND	101	8.96	U
11104-28-2	Aroclor 1221	ND	101	10.1	U
11141-16-5	Aroclor 1232	ND	101	21.4	U
53469-21-9	Aroclor 1242	ND	101	13.6	U
11097-69-1	Aroclor 1254	ND	101	11.0	U
11096-82-5	Aroclor 1260	ND	101	18.6	U
37324-23-5	Aroclor 1262	ND	101	12.8	U
11100-14-4	Aroclor 1268	ND	101	10.4	U

Results Summary
Form 1
Polychlorinated Biphenyls by GC

Client	: Barton & Loguidice, P.C	Lab Number	: L1923970
Project Name	: AMPHENOL SUB SLAB SOILS	Project Number	: 1153.010.001
Lab ID	: L1923970-18	Date Collected	: 06/05/19 14:45
Client ID	: W1 060519	Date Received	: 06/05/19
Sample Location	: SIDNEY, NY	Date Analyzed	: 06/07/19 12:45
Sample Matrix	: SOIL	Date Extracted	: 06/06/19
Analytical Method	: 1,8082A	Dilution Factor	: 1
Lab File ID	: P7190607a-09	Analyst	: WR
Sample Amount	: 5.32 g	Instrument ID	: PEST7
Extraction Method	: EPA 3546	GC Column	: CLP-Pesticidell
Extract Volume	: 5000 uL	%Solids	: 93
GPC Cleanup	: N	Injection Volume	: 1 uL
Sulfur Cleanup	: Y		

		ug/Kg			
CAS NO.	Parameter	Results	RL	MDL	Qualifier
12672-29-6	Aroclor 1248	ND	101	15.1	U
1336-36-3	PCBs, Total	ND	101	8.96	U

Results Summary
Form 1
Polychlorinated Biphenyls by GC

Client	: Barton & Loguidice, P.C	Lab Number	: L1923970
Project Name	: AMPHENOL SUB SLAB SOILS	Project Number	: 1153.010.001
Lab ID	: L1923970-19	Date Collected	: 06/05/19 14:46
Client ID	: W2 060519	Date Received	: 06/05/19
Sample Location	: SIDNEY, NY	Date Analyzed	: 06/06/19 14:25
Sample Matrix	: SOIL	Date Extracted	: 06/06/19
Analytical Method	: 1,8082A	Dilution Factor	: 1
Lab File ID	: 16190606a-09	Analyst	: AWS
Sample Amount	: 15.51 g	Instrument ID	: PEST16
Extraction Method	: EPA 3546	GC Column	: CLP-Pesticide
Extract Volume	: 5000 uL	%Solids	: 95
GPC Cleanup	: N	Injection Volume	: 1 uL
Sulfur Cleanup	: Y		

		ug/Kg			
CAS NO.	Parameter	Results	RL	MDL	Qualifier
12674-11-2	Aroclor 1016	ND	33.8	3.00	U
11104-28-2	Aroclor 1221	ND	33.8	3.38	U
11141-16-5	Aroclor 1232	ND	33.8	7.16	U
53469-21-9	Aroclor 1242	ND	33.8	4.56	U
11097-69-1	Aroclor 1254	ND	33.8	3.70	U
11096-82-5	Aroclor 1260	ND	33.8	6.24	U
37324-23-5	Aroclor 1262	ND	33.8	4.29	U
11100-14-4	Aroclor 1268	ND	33.8	3.50	U

Results Summary
Form 1
Polychlorinated Biphenyls by GC

Client	: Barton & Loguidice, P.C	Lab Number	: L1923970
Project Name	: AMPHENOL SUB SLAB SOILS	Project Number	: 1153.010.001
Lab ID	: L1923970-19	Date Collected	: 06/05/19 14:46
Client ID	: W2 060519	Date Received	: 06/05/19
Sample Location	: SIDNEY, NY	Date Analyzed	: 06/06/19 14:25
Sample Matrix	: SOIL	Date Extracted	: 06/06/19
Analytical Method	: 1,8082A	Dilution Factor	: 1
Lab File ID	: 16190606a-09	Analyst	: AWS
Sample Amount	: 15.51 g	Instrument ID	: PEST16
Extraction Method	: EPA 3546	GC Column	: CLP-Pesticidell
Extract Volume	: 5000 uL	%Solids	: 95
GPC Cleanup	: N	Injection Volume	: 1 uL
Sulfur Cleanup	: Y		

		ug/Kg			
CAS NO.	Parameter	Results	RL	MDL	Qualifier
12672-29-6	Aroclor 1248	491	33.8	5.07	
1336-36-3	PCBs, Total	491	33.8	3.00	

Results Summary
Form 1
Polychlorinated Biphenyls by GC

Client	: Barton & Loguidice, P.C	Lab Number	: L1923970
Project Name	: AMPHENOL SUB SLAB SOILS	Project Number	: 1153.010.001
Lab ID	: L1923970-20D	Date Collected	: 06/05/19 14:47
Client ID	: W3 060519	Date Received	: 06/05/19
Sample Location	: SIDNEY, NY	Date Analyzed	: 06/06/19 17:37
Sample Matrix	: SOIL	Date Extracted	: 06/06/19
Analytical Method	: 1,8082A	Dilution Factor	: 5
Lab File ID	: 16190606a-22	Analyst	: JM
Sample Amount	: 15.77 g	Instrument ID	: PEST16
Extraction Method	: EPA 3546	GC Column	: CLP-Pesticide
Extract Volume	: 5000 uL	%Solids	: 95
GPC Cleanup	: N	Injection Volume	: 1 uL
Sulfur Cleanup	: Y		

		ug/Kg			
CAS NO.	Parameter	Results	RL	MDL	Qualifier
12674-11-2	Aroclor 1016	ND	167	14.8	U
11104-28-2	Aroclor 1221	ND	167	16.7	U
11141-16-5	Aroclor 1232	ND	167	35.4	U
53469-21-9	Aroclor 1242	ND	167	22.5	U
12672-29-6	Aroclor 1248	720	167	25.0	
11097-69-1	Aroclor 1254	ND	167	18.3	U
11096-82-5	Aroclor 1260	ND	167	30.9	U
37324-23-5	Aroclor 1262	ND	167	21.2	U
11100-14-4	Aroclor 1268	ND	167	17.3	U
1336-36-3	PCBs, Total	720	167	14.8	

Results Summary
Form 1
Polychlorinated Biphenyls by GC

Client	: Barton & Loguidice, P.C	Lab Number	: L1923970
Project Name	: AMPHENOL SUB SLAB SOILS	Project Number	: 1153.010.001
Lab ID	: L1923970-21D	Date Collected	: 06/05/19 14:54
Client ID	: W4 060519	Date Received	: 06/05/19
Sample Location	: SIDNEY, NY	Date Analyzed	: 06/06/19 15:22
Sample Matrix	: SOIL	Date Extracted	: 06/06/19
Analytical Method	: 1,8082A	Dilution Factor	: 5
Lab File ID	: P7190606a-20	Analyst	: WR
Sample Amount	: 15.72 g	Instrument ID	: PEST7
Extraction Method	: EPA 3546	GC Column	: CLP-Pesticide
Extract Volume	: 5000 uL	%Solids	: 93
GPC Cleanup	: N	Injection Volume	: 1 uL
Sulfur Cleanup	: Y		

CAS NO.	Parameter	ug/Kg Results	RL	MDL	Qualifier
12674-11-2	Aroclor 1016	ND	172	15.3	U
11104-28-2	Aroclor 1221	ND	172	17.2	U
11141-16-5	Aroclor 1232	ND	172	36.4	U
12672-29-6	Aroclor 1248	ND	172	25.8	U
11097-69-1	Aroclor 1254	ND	172	18.8	U
11096-82-5	Aroclor 1260	ND	172	31.8	U
37324-23-5	Aroclor 1262	ND	172	21.8	U
11100-14-4	Aroclor 1268	ND	172	17.8	U

Results Summary
Form 1
Polychlorinated Biphenyls by GC

Client	: Barton & Loguidice, P.C	Lab Number	: L1923970
Project Name	: AMPHENOL SUB SLAB SOILS	Project Number	: 1153.010.001
Lab ID	: L1923970-21D	Date Collected	: 06/05/19 14:54
Client ID	: W4 060519	Date Received	: 06/05/19
Sample Location	: SIDNEY, NY	Date Analyzed	: 06/06/19 15:22
Sample Matrix	: SOIL	Date Extracted	: 06/06/19
Analytical Method	: 1,8082A	Dilution Factor	: 5
Lab File ID	: P7190606a-20	Analyst	: WR
Sample Amount	: 15.72 g	Instrument ID	: PEST7
Extraction Method	: EPA 3546	GC Column	: CLP-PesticideII
Extract Volume	: 5000 uL	%Solids	: 93
GPC Cleanup	: N	Injection Volume	: 1 uL
Sulfur Cleanup	: Y		

		ug/Kg			
CAS NO.	Parameter	Results	RL	MDL	Qualifier
53469-21-9	Aroclor 1242	1210	172	23.2	
1336-36-3	PCBs, Total	1210	172	15.3	

Results Summary
Form 1
Polychlorinated Biphenyls by GC

Client	: Barton & Loguidice, P.C	Lab Number	: L1923970
Project Name	: AMPHENOL SUB SLAB SOILS	Project Number	: 1153.010.001
Lab ID	: L1923970-22	Date Collected	: 06/05/19 14:55
Client ID	: W5 060519	Date Received	: 06/05/19
Sample Location	: SIDNEY, NY	Date Analyzed	: 06/06/19 17:52
Sample Matrix	: SOIL	Date Extracted	: 06/06/19
Analytical Method	: 1,8082A	Dilution Factor	: 1
Lab File ID	: 16190606a-23	Analyst	: JM
Sample Amount	: 15.31 g	Instrument ID	: PEST16
Extraction Method	: EPA 3546	GC Column	: CLP-Pesticide
Extract Volume	: 5000 uL	%Solids	: 94
GPC Cleanup	: N	Injection Volume	: 1 uL
Sulfur Cleanup	: Y		

		ug/Kg			
CAS NO.	Parameter	Results	RL	MDL	Qualifier
12674-11-2	Aroclor 1016	ND	34.7	3.08	U
11104-28-2	Aroclor 1221	ND	34.7	3.48	U
11141-16-5	Aroclor 1232	ND	34.7	7.36	U
53469-21-9	Aroclor 1242	ND	34.7	4.68	U
11097-69-1	Aroclor 1254	ND	34.7	3.80	U
11096-82-5	Aroclor 1260	ND	34.7	6.41	U
37324-23-5	Aroclor 1262	ND	34.7	4.41	U
11100-14-4	Aroclor 1268	ND	34.7	3.60	U

Results Summary
Form 1
Polychlorinated Biphenyls by GC

Client	: Barton & Loguidice, P.C	Lab Number	: L1923970
Project Name	: AMPHENOL SUB SLAB SOILS	Project Number	: 1153.010.001
Lab ID	: L1923970-22	Date Collected	: 06/05/19 14:55
Client ID	: W5 060519	Date Received	: 06/05/19
Sample Location	: SIDNEY, NY	Date Analyzed	: 06/06/19 17:52
Sample Matrix	: SOIL	Date Extracted	: 06/06/19
Analytical Method	: 1,8082A	Dilution Factor	: 1
Lab File ID	: 16190606a-23	Analyst	: JM
Sample Amount	: 15.31 g	Instrument ID	: PEST16
Extraction Method	: EPA 3546	GC Column	: CLP-PesticideII
Extract Volume	: 5000 uL	%Solids	: 94
GPC Cleanup	: N	Injection Volume	: 1 uL
Sulfur Cleanup	: Y		

		ug/Kg			
CAS NO.	Parameter	Results	RL	MDL	Qualifier
12672-29-6	Aroclor 1248	106	34.7	5.20	
1336-36-3	PCBs, Total	106	34.7	3.08	

Results Summary
Form 1
Polychlorinated Biphenyls by GC

Client	: Barton & Loguidice, P.C	Lab Number	: L1923970
Project Name	: AMPHENOL SUB SLAB SOILS	Project Number	: 1153.010.001
Lab ID	: L1923970-23D	Date Collected	: 06/05/19 14:58
Client ID	: W6 060519	Date Received	: 06/05/19
Sample Location	: SIDNEY, NY	Date Analyzed	: 06/06/19 15:35
Sample Matrix	: SOIL	Date Extracted	: 06/06/19
Analytical Method	: 1,8082A	Dilution Factor	: 5
Lab File ID	: P7190606a-21	Analyst	: WR
Sample Amount	: 15.49 g	Instrument ID	: PEST7
Extraction Method	: EPA 3546	GC Column	: CLP-Pesticide
Extract Volume	: 5000 uL	%Solids	: 91
GPC Cleanup	: N	Injection Volume	: 1 uL
Sulfur Cleanup	: Y		

		ug/Kg			
CAS NO.	Parameter	Results	RL	MDL	Qualifier
12674-11-2	Aroclor 1016	ND	177	15.7	U
11104-28-2	Aroclor 1221	ND	177	17.7	U
11141-16-5	Aroclor 1232	ND	177	37.5	U
53469-21-9	Aroclor 1242	ND	177	23.8	U
11097-69-1	Aroclor 1254	ND	177	19.4	U
11096-82-5	Aroclor 1260	ND	177	32.7	U
37324-23-5	Aroclor 1262	ND	177	22.5	U
11100-14-4	Aroclor 1268	ND	177	18.3	U

Results Summary
Form 1
Polychlorinated Biphenyls by GC

Client	: Barton & Loguidice, P.C	Lab Number	: L1923970
Project Name	: AMPHENOL SUB SLAB SOILS	Project Number	: 1153.010.001
Lab ID	: L1923970-23D	Date Collected	: 06/05/19 14:58
Client ID	: W6 060519	Date Received	: 06/05/19
Sample Location	: SIDNEY, NY	Date Analyzed	: 06/06/19 15:35
Sample Matrix	: SOIL	Date Extracted	: 06/06/19
Analytical Method	: 1,8082A	Dilution Factor	: 5
Lab File ID	: P7190606a-21	Analyst	: WR
Sample Amount	: 15.49 g	Instrument ID	: PEST7
Extraction Method	: EPA 3546	GC Column	: CLP-Pesticidell
Extract Volume	: 5000 uL	%Solids	: 91
GPC Cleanup	: N	Injection Volume	: 1 uL
Sulfur Cleanup	: Y		

		ug/Kg			
CAS NO.	Parameter	Results	RL	MDL	Qualifier
12672-29-6	Aroclor 1248	1030	177	26.5	
1336-36-3	PCBs, Total	1030	177	15.7	

Results Summary
Form 1
Polychlorinated Biphenyls by GC

Client	: Barton & Loguidice, P.C	Lab Number	: L1923970
Project Name	: AMPHENOL SUB SLAB SOILS	Project Number	: 1153.010.001
Lab ID	: L1923970-24D	Date Collected	: 06/05/19 14:59
Client ID	: W7 060519	Date Received	: 06/05/19
Sample Location	: SIDNEY, NY	Date Analyzed	: 06/06/19 15:48
Sample Matrix	: SOIL	Date Extracted	: 06/06/19
Analytical Method	: 1,8082A	Dilution Factor	: 5
Lab File ID	: P7190606a-22	Analyst	: WR
Sample Amount	: 15.69 g	Instrument ID	: PEST7
Extraction Method	: EPA 3546	GC Column	: CLP-Pesticide
Extract Volume	: 5000 uL	%Solids	: 91
GPC Cleanup	: N	Injection Volume	: 1 uL
Sulfur Cleanup	: Y		

		ug/Kg			
CAS NO.	Parameter	Results	RL	MDL	Qualifier
12674-11-2	Aroclor 1016	ND	175	15.5	U
11104-28-2	Aroclor 1221	ND	175	17.5	U
11141-16-5	Aroclor 1232	ND	175	37.1	U
12672-29-6	Aroclor 1248	ND	175	26.3	U
11097-69-1	Aroclor 1254	222	175	19.2	
11096-82-5	Aroclor 1260	60.6	175	32.4	J
37324-23-5	Aroclor 1262	ND	175	22.2	U
11100-14-4	Aroclor 1268	ND	175	18.1	U

Results Summary
Form 1
Polychlorinated Biphenyls by GC

Client	: Barton & Loguidice, P.C	Lab Number	: L1923970
Project Name	: AMPHENOL SUB SLAB SOILS	Project Number	: 1153.010.001
Lab ID	: L1923970-24D	Date Collected	: 06/05/19 14:59
Client ID	: W7 060519	Date Received	: 06/05/19
Sample Location	: SIDNEY, NY	Date Analyzed	: 06/06/19 15:48
Sample Matrix	: SOIL	Date Extracted	: 06/06/19
Analytical Method	: 1,8082A	Dilution Factor	: 5
Lab File ID	: P7190606a-22	Analyst	: WR
Sample Amount	: 15.69 g	Instrument ID	: PEST7
Extraction Method	: EPA 3546	GC Column	: CLP-PesticideII
Extract Volume	: 5000 uL	%Solids	: 91
GPC Cleanup	: N	Injection Volume	: 1 uL
Sulfur Cleanup	: Y		

		ug/Kg			
CAS NO.	Parameter	Results	RL	MDL	Qualifier
53469-21-9	Aroclor 1242	605	175	23.6	
1336-36-3	PCBs, Total	888	175	15.5	J

Results Summary
Form 1
Polychlorinated Biphenyls by GC

Client	: Barton & Loguidice, P.C	Lab Number	: L1923970
Project Name	: AMPHENOL SUB SLAB SOILS	Project Number	: 1153.010.001
Lab ID	: L1923970-25	Date Collected	: 06/05/19 15:03
Client ID	: W8 060519	Date Received	: 06/05/19
Sample Location	: SIDNEY, NY	Date Analyzed	: 06/06/19 17:05
Sample Matrix	: SOIL	Date Extracted	: 06/06/19
Analytical Method	: 1,8082A	Dilution Factor	: 1
Lab File ID	: P7190606a-25	Analyst	: JM
Sample Amount	: 15.1 g	Instrument ID	: PEST7
Extraction Method	: EPA 3546	GC Column	: CLP-Pesticide
Extract Volume	: 5000 uL	%Solids	: 91
GPC Cleanup	: N	Injection Volume	: 1 uL
Sulfur Cleanup	: Y		

		ug/Kg			
CAS NO.	Parameter	Results	RL	MDL	Qualifier
12674-11-2	Aroclor 1016	ND	36.2	3.22	U
11104-28-2	Aroclor 1221	ND	36.2	3.63	U
11141-16-5	Aroclor 1232	ND	36.2	7.68	U
53469-21-9	Aroclor 1242	ND	36.2	4.88	U
12672-29-6	Aroclor 1248	67.7	36.2	5.43	
11097-69-1	Aroclor 1254	ND	36.2	3.96	U
11096-82-5	Aroclor 1260	ND	36.2	6.69	U
37324-23-5	Aroclor 1262	ND	36.2	4.60	U
11100-14-4	Aroclor 1268	ND	36.2	3.75	U
1336-36-3	PCBs, Total	67.7	36.2	3.22	

Results Summary
Form 1
Polychlorinated Biphenyls by GC

Client	: Barton & Loguidice, P.C	Lab Number	: L1923970
Project Name	: AMPHENOL SUB SLAB SOILS	Project Number	: 1153.010.001
Lab ID	: L1923970-26D	Date Collected	: 06/05/19 15:05
Client ID	: W9 060519	Date Received	: 06/05/19
Sample Location	: SIDNEY, NY	Date Analyzed	: 06/06/19 17:57
Sample Matrix	: SOIL	Date Extracted	: 06/06/19
Analytical Method	: 1,8082A	Dilution Factor	: 20
Lab File ID	: P7190606a-29	Analyst	: JM
Sample Amount	: 15.16 g	Instrument ID	: PEST7
Extraction Method	: EPA 3546	GC Column	: CLP-Pesticide
Extract Volume	: 5000 uL	%Solids	: 94
GPC Cleanup	: N	Injection Volume	: 1 uL
Sulfur Cleanup	: Y		

		ug/Kg			
CAS NO.	Parameter	Results	RL	MDL	Qualifier
12674-11-2	Aroclor 1016	ND	705	62.6	U
11104-28-2	Aroclor 1221	ND	705	70.7	U
11141-16-5	Aroclor 1232	ND	705	150.	U
53469-21-9	Aroclor 1242	ND	705	95.1	U
11097-69-1	Aroclor 1254	ND	705	77.2	U
11096-82-5	Aroclor 1260	ND	705	130.	U
37324-23-5	Aroclor 1262	ND	705	89.6	U
11100-14-4	Aroclor 1268	ND	705	73.1	U

Results Summary
Form 1
Polychlorinated Biphenyls by GC

Client	: Barton & Loguidice, P.C	Lab Number	: L1923970
Project Name	: AMPHENOL SUB SLAB SOILS	Project Number	: 1153.010.001
Lab ID	: L1923970-26D	Date Collected	: 06/05/19 15:05
Client ID	: W9 060519	Date Received	: 06/05/19
Sample Location	: SIDNEY, NY	Date Analyzed	: 06/06/19 17:57
Sample Matrix	: SOIL	Date Extracted	: 06/06/19
Analytical Method	: 1,8082A	Dilution Factor	: 20
Lab File ID	: P7190606a-29	Analyst	: JM
Sample Amount	: 15.16 g	Instrument ID	: PEST7
Extraction Method	: EPA 3546	GC Column	: CLP-PesticideII
Extract Volume	: 5000 uL	%Solids	: 94
GPC Cleanup	: N	Injection Volume	: 1 uL
Sulfur Cleanup	: Y		

CAS NO.	Parameter	ug/Kg Results	RL	MDL	Qualifier
12672-29-6	Aroclor 1248	4200	705	106.	J
1336-36-3	PCBs, Total	4200	705	62.6	

Results Summary
Form 1
Polychlorinated Biphenyls by GC

Client	: Barton & Loguidice, P.C	Lab Number	: L1923970
Project Name	: AMPHENOL SUB SLAB SOILS	Project Number	: 1153.010.001
Lab ID	: L1923970-27D	Date Collected	: 06/05/19 15:08
Client ID	: W10 060519	Date Received	: 06/05/19
Sample Location	: SIDNEY, NY	Date Analyzed	: 06/06/19 18:10
Sample Matrix	: SOIL	Date Extracted	: 06/06/19
Analytical Method	: 1,8082A	Dilution Factor	: 1000
Lab File ID	: P7190606a-30	Analyst	: JM
Sample Amount	: 15.69 g	Instrument ID	: PEST7
Extraction Method	: EPA 3546	GC Column	: CLP-Pesticide
Extract Volume	: 5000 uL	%Solids	: 82
GPC Cleanup	: N	Injection Volume	: 1 uL
Sulfur Cleanup	: Y		

		ug/Kg			
CAS NO.	Parameter	Results	RL	MDL	Qualifier
12674-11-2	Aroclor 1016	ND	39000	3470	U
11104-28-2	Aroclor 1221	ND	39000	3910	U
11141-16-5	Aroclor 1232	ND	39000	8280	U
53469-21-9	Aroclor 1242	ND	39000	5260	U
11097-69-1	Aroclor 1254	ND	39000	4270	U
11096-82-5	Aroclor 1260	ND	39000	7220	U
37324-23-5	Aroclor 1262	ND	39000	4960	U
11100-14-4	Aroclor 1268	ND	39000	4040	U

Results Summary
Form 1
Polychlorinated Biphenyls by GC

Client	: Barton & Loguidice, P.C	Lab Number	: L1923970
Project Name	: AMPHENOL SUB SLAB SOILS	Project Number	: 1153.010.001
Lab ID	: L1923970-27D	Date Collected	: 06/05/19 15:08
Client ID	: W10 060519	Date Received	: 06/05/19
Sample Location	: SIDNEY, NY	Date Analyzed	: 06/06/19 18:10
Sample Matrix	: SOIL	Date Extracted	: 06/06/19
Analytical Method	: 1,8082A	Dilution Factor	: 1000
Lab File ID	: P7190606a-30	Analyst	: JM
Sample Amount	: 15.69 g	Instrument ID	: PEST7
Extraction Method	: EPA 3546	GC Column	: CLP-PesticideII
Extract Volume	: 5000 uL	%Solids	: 82
GPC Cleanup	: N	Injection Volume	: 1 uL
Sulfur Cleanup	: Y		

		ug/Kg			
CAS NO.	Parameter	Results	RL	MDL	Qualifier
12672-29-6	Aroclor 1248	276000	39000	5860	
1336-36-3	PCBs, Total	276000	39000	3470	

Results Summary
Form 1
Polychlorinated Biphenyls by GC

Client	: Barton & Loguidice, P.C	Lab Number	: L1923970
Project Name	: AMPHENOL SUB SLAB SOILS	Project Number	: 1153.010.001
Lab ID	: L1923970-28	Date Collected	: 06/05/19 15:21
Client ID	: W11 060519	Date Received	: 06/05/19
Sample Location	: SIDNEY, NY	Date Analyzed	: 06/06/19 17:44
Sample Matrix	: SOIL	Date Extracted	: 06/06/19
Analytical Method	: 1,8082A	Dilution Factor	: 1
Lab File ID	: P7190606a-28	Analyst	: JM
Sample Amount	: 15.87 g	Instrument ID	: PEST7
Extraction Method	: EPA 3546	GC Column	: CLP-Pesticide
Extract Volume	: 5000 uL	%Solids	: 94
GPC Cleanup	: N	Injection Volume	: 1 uL
Sulfur Cleanup	: Y		

		ug/Kg			
CAS NO.	Parameter	Results	RL	MDL	Qualifier
12674-11-2	Aroclor 1016	ND	33.7	2.99	U
11104-28-2	Aroclor 1221	ND	33.7	3.37	U
11141-16-5	Aroclor 1232	ND	33.7	7.14	U
53469-21-9	Aroclor 1242	ND	33.7	4.54	U
11097-69-1	Aroclor 1254	ND	33.7	3.68	U
11096-82-5	Aroclor 1260	ND	33.7	6.22	U
37324-23-5	Aroclor 1262	ND	33.7	4.27	U
11100-14-4	Aroclor 1268	ND	33.7	3.49	U

Results Summary
Form 1
Polychlorinated Biphenyls by GC

Client	: Barton & Loguidice, P.C	Lab Number	: L1923970
Project Name	: AMPHENOL SUB SLAB SOILS	Project Number	: 1153.010.001
Lab ID	: L1923970-28	Date Collected	: 06/05/19 15:21
Client ID	: W11 060519	Date Received	: 06/05/19
Sample Location	: SIDNEY, NY	Date Analyzed	: 06/06/19 17:44
Sample Matrix	: SOIL	Date Extracted	: 06/06/19
Analytical Method	: 1,8082A	Dilution Factor	: 1
Lab File ID	: P7190606a-28	Analyst	: JM
Sample Amount	: 15.87 g	Instrument ID	: PEST7
Extraction Method	: EPA 3546	GC Column	: CLP-PesticideII
Extract Volume	: 5000 uL	%Solids	: 94
GPC Cleanup	: N	Injection Volume	: 1 uL
Sulfur Cleanup	: Y		

		ug/Kg			
CAS NO.	Parameter	Results	RL	MDL	Qualifier
12672-29-6	Aroclor 1248	115	33.7	5.05	
1336-36-3	PCBs, Total	115	33.7	2.99	

Results Summary
Form 1
Polychlorinated Biphenyls by GC

Client	: Barton & Loguidice, P.C	Lab Number	: L1923970
Project Name	: AMPHENOL SUB SLAB SOILS	Project Number	: 1153.010.001
Lab ID	: L1923970-29D	Date Collected	: 06/05/19 15:15
Client ID	: W12 060519	Date Received	: 06/05/19
Sample Location	: SIDNEY, NY	Date Analyzed	: 06/06/19 19:15
Sample Matrix	: SOIL	Date Extracted	: 06/06/19
Analytical Method	: 1,8082A	Dilution Factor	: 5
Lab File ID	: P7190606a-35	Analyst	: HT
Sample Amount	: 15.17 g	Instrument ID	: PEST7
Extraction Method	: EPA 3546	GC Column	: CLP-Pesticide
Extract Volume	: 5000 uL	%Solids	: 89
GPC Cleanup	: N	Injection Volume	: 1 uL
Sulfur Cleanup	: Y		

		ug/Kg			
CAS NO.	Parameter	Results	RL	MDL	Qualifier
12674-11-2	Aroclor 1016	ND	184	16.4	U
11104-28-2	Aroclor 1221	ND	184	18.5	U
11141-16-5	Aroclor 1232	ND	184	39.1	U
53469-21-9	Aroclor 1242	ND	184	24.8	U
11097-69-1	Aroclor 1254	ND	184	20.2	U
11096-82-5	Aroclor 1260	ND	184	34.1	U
37324-23-5	Aroclor 1262	ND	184	23.4	U
11100-14-4	Aroclor 1268	ND	184	19.1	U

Results Summary
Form 1
Polychlorinated Biphenyls by GC

Client	: Barton & Loguidice, P.C	Lab Number	: L1923970
Project Name	: AMPHENOL SUB SLAB SOILS	Project Number	: 1153.010.001
Lab ID	: L1923970-29D	Date Collected	: 06/05/19 15:15
Client ID	: W12 060519	Date Received	: 06/05/19
Sample Location	: SIDNEY, NY	Date Analyzed	: 06/06/19 19:15
Sample Matrix	: SOIL	Date Extracted	: 06/06/19
Analytical Method	: 1,8082A	Dilution Factor	: 5
Lab File ID	: P7190606a-35	Analyst	: HT
Sample Amount	: 15.17 g	Instrument ID	: PEST7
Extraction Method	: EPA 3546	GC Column	: CLP-Pesticidell
Extract Volume	: 5000 uL	%Solids	: 89
GPC Cleanup	: N	Injection Volume	: 1 uL
Sulfur Cleanup	: Y		

		ug/Kg			
CAS NO.	Parameter	Results	RL	MDL	Qualifier
12672-29-6	Aroclor 1248	1520	184	27.6	
1336-36-3	PCBs, Total	1520	184	16.4	

Results Summary
Form 1
Polychlorinated Biphenyls by GC

Client	: Barton & Loguidice, P.C	Lab Number	: L1923970
Project Name	: AMPHENOL SUB SLAB SOILS	Project Number	: 1153.010.001
Lab ID	: L1923970-30D	Date Collected	: 06/05/19 15:30
Client ID	: W13 060519	Date Received	: 06/05/19
Sample Location	: SIDNEY, NY	Date Analyzed	: 06/06/19 19:28
Sample Matrix	: SOIL	Date Extracted	: 06/06/19
Analytical Method	: 1,8082A	Dilution Factor	: 2
Lab File ID	: P7190606a-36	Analyst	: HT
Sample Amount	: 15.72 g	Instrument ID	: PEST7
Extraction Method	: EPA 3546	GC Column	: CLP-Pesticide
Extract Volume	: 5000 uL	%Solids	: 83
GPC Cleanup	: N	Injection Volume	: 1 uL
Sulfur Cleanup	: Y		

		ug/Kg			
CAS NO.	Parameter	Results	RL	MDL	Qualifier
12674-11-2	Aroclor 1016	ND	76.6	6.80	U
11104-28-2	Aroclor 1221	ND	76.6	7.67	U
11141-16-5	Aroclor 1232	ND	76.6	16.2	U
53469-21-9	Aroclor 1242	ND	76.6	10.3	U
11097-69-1	Aroclor 1254	ND	76.6	8.37	U
11096-82-5	Aroclor 1260	ND	76.6	14.1	U
37324-23-5	Aroclor 1262	ND	76.6	9.72	U
11100-14-4	Aroclor 1268	ND	76.6	7.93	U

Results Summary
Form 1
Polychlorinated Biphenyls by GC

Client	: Barton & Loguidice, P.C	Lab Number	: L1923970
Project Name	: AMPHENOL SUB SLAB SOILS	Project Number	: 1153.010.001
Lab ID	: L1923970-30D	Date Collected	: 06/05/19 15:30
Client ID	: W13 060519	Date Received	: 06/05/19
Sample Location	: SIDNEY, NY	Date Analyzed	: 06/06/19 19:28
Sample Matrix	: SOIL	Date Extracted	: 06/06/19
Analytical Method	: 1,8082A	Dilution Factor	: 2
Lab File ID	: P7190606a-36	Analyst	: HT
Sample Amount	: 15.72 g	Instrument ID	: PEST7
Extraction Method	: EPA 3546	GC Column	: CLP-Pesticidell
Extract Volume	: 5000 uL	%Solids	: 83
GPC Cleanup	: N	Injection Volume	: 1 uL
Sulfur Cleanup	: Y		

		ug/Kg			
CAS NO.	Parameter	Results	RL	MDL	Qualifier
12672-29-6	Aroclor 1248	688	76.6	11.5	
1336-36-3	PCBs, Total	688	76.6	6.80	

Results Summary
Form 1
Polychlorinated Biphenyls by GC

Client	: Barton & Loguidice, P.C	Lab Number	: L1923970
Project Name	: AMPHENOL SUB SLAB SOILS	Project Number	: 1153.010.001
Lab ID	: L1923970-31	Date Collected	: 06/05/19 13:38
Client ID	: W14 060519	Date Received	: 06/05/19
Sample Location	: SIDNEY, NY	Date Analyzed	: 06/06/19 16:38
Sample Matrix	: SOIL	Date Extracted	: 06/06/19
Analytical Method	: 1,8082A	Dilution Factor	: 1
Lab File ID	: 16190606a-18	Analyst	: AWS
Sample Amount	: 15.33 g	Instrument ID	: PEST16
Extraction Method	: EPA 3546	GC Column	: CLP-Pesticide
Extract Volume	: 5000 uL	%Solids	: 91
GPC Cleanup	: N	Injection Volume	: 1 uL
Sulfur Cleanup	: Y		

		ug/Kg			
CAS NO.	Parameter	Results	RL	MDL	Qualifier
12674-11-2	Aroclor 1016	ND	36.0	3.20	U
11104-28-2	Aroclor 1221	ND	36.0	3.61	U
11141-16-5	Aroclor 1232	ND	36.0	7.63	U
53469-21-9	Aroclor 1242	ND	36.0	4.85	U
12672-29-6	Aroclor 1248	73.0	36.0	5.40	
11097-69-1	Aroclor 1254	ND	36.0	3.94	U
11096-82-5	Aroclor 1260	ND	36.0	6.65	U
37324-23-5	Aroclor 1262	ND	36.0	4.57	U
11100-14-4	Aroclor 1268	ND	36.0	3.73	U
1336-36-3	PCBs, Total	73.0	36.0	3.20	

Results Summary
Form 1
Polychlorinated Biphenyls by GC

Client	: Barton & Loguidice, P.C	Lab Number	: L1923970
Project Name	: AMPHENOL SUB SLAB SOILS	Project Number	: 1153.010.001
Lab ID	: L1923970-32	Date Collected	: 06/05/19 15:40
Client ID	: W15 060519	Date Received	: 06/05/19
Sample Location	: SIDNEY, NY	Date Analyzed	: 06/06/19 18:36
Sample Matrix	: SOIL	Date Extracted	: 06/06/19
Analytical Method	: 1,8082A	Dilution Factor	: 1
Lab File ID	: P7190606a-32	Analyst	: JM
Sample Amount	: 15.93 g	Instrument ID	: PEST7
Extraction Method	: EPA 3546	GC Column	: CLP-Pesticide
Extract Volume	: 5000 uL	%Solids	: 93
GPC Cleanup	: N	Injection Volume	: 1 uL
Sulfur Cleanup	: Y		

		ug/Kg			
CAS NO.	Parameter	Results	RL	MDL	Qualifier
12674-11-2	Aroclor 1016	ND	33.7	2.99	U
11104-28-2	Aroclor 1221	ND	33.7	3.38	U
11141-16-5	Aroclor 1232	ND	33.7	7.15	U
53469-21-9	Aroclor 1242	ND	33.7	4.54	U
11097-69-1	Aroclor 1254	ND	33.7	3.69	U
11096-82-5	Aroclor 1260	ND	33.7	6.23	U
37324-23-5	Aroclor 1262	ND	33.7	4.28	U
11100-14-4	Aroclor 1268	ND	33.7	3.49	U

Results Summary
Form 1
Polychlorinated Biphenyls by GC

Client	: Barton & Loguidice, P.C	Lab Number	: L1923970
Project Name	: AMPHENOL SUB SLAB SOILS	Project Number	: 1153.010.001
Lab ID	: L1923970-32	Date Collected	: 06/05/19 15:40
Client ID	: W15 060519	Date Received	: 06/05/19
Sample Location	: SIDNEY, NY	Date Analyzed	: 06/06/19 18:36
Sample Matrix	: SOIL	Date Extracted	: 06/06/19
Analytical Method	: 1,8082A	Dilution Factor	: 1
Lab File ID	: P7190606a-32	Analyst	: JM
Sample Amount	: 15.93 g	Instrument ID	: PEST7
Extraction Method	: EPA 3546	GC Column	: CLP-Pesticidell
Extract Volume	: 5000 uL	%Solids	: 93
GPC Cleanup	: N	Injection Volume	: 1 uL
Sulfur Cleanup	: Y		

		ug/Kg			
CAS NO.	Parameter	Results	RL	MDL	Qualifier
12672-29-6	Aroclor 1248	68.1	33.7	5.06	
1336-36-3	PCBs, Total	68.1	33.7	2.99	

Results Summary
Form 1
Polychlorinated Biphenyls by GC

Client	: Barton & Loguidice, P.C	Lab Number	: L1923970
Project Name	: AMPHENOL SUB SLAB SOILS	Project Number	: 1153.010.001
Lab ID	: L1923970-33D	Date Collected	: 06/05/19 15:42
Client ID	: W16 060519	Date Received	: 06/05/19
Sample Location	: SIDNEY, NY	Date Analyzed	: 06/06/19 20:48
Sample Matrix	: SOIL	Date Extracted	: 06/06/19
Analytical Method	: 1,8082A	Dilution Factor	: 20000
Lab File ID	: P7190606a-39	Analyst	: HT
Sample Amount	: 15.51 g	Instrument ID	: PEST7
Extraction Method	: EPA 3546	GC Column	: CLP-Pesticide
Extract Volume	: 5000 uL	%Solids	: 91
GPC Cleanup	: N	Injection Volume	: 1 uL
Sulfur Cleanup	: Y		

		ug/Kg			
CAS NO.	Parameter	Results	RL	MDL	Qualifier
12674-11-2	Aroclor 1016	ND	707000	62800	U
11104-28-2	Aroclor 1221	ND	707000	70800	U
11141-16-5	Aroclor 1232	ND	707000	150000	U
53469-21-9	Aroclor 1242	ND	707000	95300	U
12672-29-6	Aroclor 1248	3860000	707000	106000	
11097-69-1	Aroclor 1254	ND	707000	77300	U
11096-82-5	Aroclor 1260	ND	707000	131000	U
37324-23-5	Aroclor 1262	ND	707000	89800	U
11100-14-4	Aroclor 1268	ND	707000	73200	U
1336-36-3	PCBs, Total	3860000	707000	62800	

Results Summary
Form 1
Polychlorinated Biphenyls by GC

Client	: Barton & Loguidice, P.C	Lab Number	: L1923970
Project Name	: AMPHENOL SUB SLAB SOILS	Project Number	: 1153.010.001
Lab ID	: L1923970-34	Date Collected	: 06/05/19 15:50
Client ID	: W17 060519	Date Received	: 06/05/19
Sample Location	: SIDNEY, NY	Date Analyzed	: 06/06/19 18:49
Sample Matrix	: SOIL	Date Extracted	: 06/06/19
Analytical Method	: 1,8082A	Dilution Factor	: 1
Lab File ID	: P7190606a-33	Analyst	: JM
Sample Amount	: 15.71 g	Instrument ID	: PEST7
Extraction Method	: EPA 3546	GC Column	: CLP-Pesticide
Extract Volume	: 5000 uL	%Solids	: 90
GPC Cleanup	: N	Injection Volume	: 1 uL
Sulfur Cleanup	: Y		

		ug/Kg			
CAS NO.	Parameter	Results	RL	MDL	Qualifier
12674-11-2	Aroclor 1016	ND	35.4	3.15	U
11104-28-2	Aroclor 1221	ND	35.4	3.55	U
11141-16-5	Aroclor 1232	ND	35.4	7.51	U
53469-21-9	Aroclor 1242	ND	35.4	4.78	U
11097-69-1	Aroclor 1254	ND	35.4	3.88	U
11096-82-5	Aroclor 1260	ND	35.4	6.55	U
37324-23-5	Aroclor 1262	ND	35.4	4.50	U
11100-14-4	Aroclor 1268	ND	35.4	3.67	U

Results Summary
Form 1
Polychlorinated Biphenyls by GC

Client	: Barton & Loguidice, P.C	Lab Number	: L1923970
Project Name	: AMPHENOL SUB SLAB SOILS	Project Number	: 1153.010.001
Lab ID	: L1923970-34	Date Collected	: 06/05/19 15:50
Client ID	: W17 060519	Date Received	: 06/05/19
Sample Location	: SIDNEY, NY	Date Analyzed	: 06/06/19 18:49
Sample Matrix	: SOIL	Date Extracted	: 06/06/19
Analytical Method	: 1,8082A	Dilution Factor	: 1
Lab File ID	: P7190606a-33	Analyst	: JM
Sample Amount	: 15.71 g	Instrument ID	: PEST7
Extraction Method	: EPA 3546	GC Column	: CLP-Pesticidell
Extract Volume	: 5000 uL	%Solids	: 90
GPC Cleanup	: N	Injection Volume	: 1 uL
Sulfur Cleanup	: Y		

		ug/Kg			
CAS NO.	Parameter	Results	RL	MDL	Qualifier
12672-29-6	Aroclor 1248	167	35.4	5.32	
1336-36-3	PCBs, Total	167	35.4	3.15	

Results Summary
Form 1
Polychlorinated Biphenyls by GC

Client	: Barton & Loguidice, P.C	Lab Number	: L1923970
Project Name	: AMPHENOL SUB SLAB SOILS	Project Number	: 1153.010.001
Lab ID	: L1923970-35D	Date Collected	: 06/05/19 15:52
Client ID	: W18 060519	Date Received	: 06/05/19
Sample Location	: SIDNEY, NY	Date Analyzed	: 06/06/19 18:23
Sample Matrix	: SOIL	Date Extracted	: 06/06/19
Analytical Method	: 1,8082A	Dilution Factor	: 10
Lab File ID	: P7190606a-31	Analyst	: JM
Sample Amount	: 15.63 g	Instrument ID	: PEST7
Extraction Method	: EPA 3546	GC Column	: CLP-Pesticide
Extract Volume	: 5000 uL	%Solids	: 30
GPC Cleanup	: N	Injection Volume	: 1 uL
Sulfur Cleanup	: Y		

		ug/Kg			
CAS NO.	Parameter	Results	RL	MDL	Qualifier
12674-11-2	Aroclor 1016	ND	1060	94.1	U
11104-28-2	Aroclor 1221	ND	1060	106.	U
11141-16-5	Aroclor 1232	ND	1060	224.	U
53469-21-9	Aroclor 1242	ND	1060	143.	U
11097-69-1	Aroclor 1254	ND	1060	116.	U
11096-82-5	Aroclor 1260	ND	1060	196.	U
37324-23-5	Aroclor 1262	ND	1060	134.	U
11100-14-4	Aroclor 1268	ND	1060	110.	U

Results Summary
Form 1
Polychlorinated Biphenyls by GC

Client	: Barton & Loguidice, P.C	Lab Number	: L1923970
Project Name	: AMPHENOL SUB SLAB SOILS	Project Number	: 1153.010.001
Lab ID	: L1923970-35D	Date Collected	: 06/05/19 15:52
Client ID	: W18 060519	Date Received	: 06/05/19
Sample Location	: SIDNEY, NY	Date Analyzed	: 06/06/19 18:23
Sample Matrix	: SOIL	Date Extracted	: 06/06/19
Analytical Method	: 1,8082A	Dilution Factor	: 10
Lab File ID	: P7190606a-31	Analyst	: JM
Sample Amount	: 15.63 g	Instrument ID	: PEST7
Extraction Method	: EPA 3546	GC Column	: CLP-Pesticidell
Extract Volume	: 5000 uL	%Solids	: 30
GPC Cleanup	: N	Injection Volume	: 1 uL
Sulfur Cleanup	: Y		

		ug/Kg			
CAS NO.	Parameter	Results	RL	MDL	Qualifier
12672-29-6	Aroclor 1248	4820	1060	159.	
1336-36-3	PCBs, Total	4820	1060	94.1	

Results Summary
Form 1
Polychlorinated Biphenyls by GC

Client	: Barton & Loguidice, P.C	Lab Number	: L1923970
Project Name	: AMPHENOL SUB SLAB SOILS	Project Number	: 1153.010.001
Lab ID	: L1923970-36	Date Collected	: 06/05/19 15:54
Client ID	: W19 060519	Date Received	: 06/05/19
Sample Location	: SIDNEY, NY	Date Analyzed	: 06/06/19 19:02
Sample Matrix	: SOIL	Date Extracted	: 06/06/19
Analytical Method	: 1,8082A	Dilution Factor	: 1
Lab File ID	: P7190606a-34	Analyst	: JM
Sample Amount	: 15.2 g	Instrument ID	: PEST7
Extraction Method	: EPA 3546	GC Column	: CLP-Pesticide
Extract Volume	: 5000 uL	%Solids	: 89
GPC Cleanup	: N	Injection Volume	: 1 uL
Sulfur Cleanup	: Y		

		ug/Kg			
CAS NO.	Parameter	Results	RL	MDL	Qualifier
12674-11-2	Aroclor 1016	ND	36.9	3.27	U
11104-28-2	Aroclor 1221	ND	36.9	3.70	U
11141-16-5	Aroclor 1232	ND	36.9	7.82	U
53469-21-9	Aroclor 1242	ND	36.9	4.97	U
11097-69-1	Aroclor 1254	ND	36.9	4.03	U
11096-82-5	Aroclor 1260	ND	36.9	6.81	U
37324-23-5	Aroclor 1262	ND	36.9	4.68	U
11100-14-4	Aroclor 1268	ND	36.9	3.82	U

Results Summary
Form 1
Polychlorinated Biphenyls by GC

Client	: Barton & Loguidice, P.C	Lab Number	: L1923970
Project Name	: AMPHENOL SUB SLAB SOILS	Project Number	: 1153.010.001
Lab ID	: L1923970-36	Date Collected	: 06/05/19 15:54
Client ID	: W19 060519	Date Received	: 06/05/19
Sample Location	: SIDNEY, NY	Date Analyzed	: 06/06/19 19:02
Sample Matrix	: SOIL	Date Extracted	: 06/06/19
Analytical Method	: 1,8082A	Dilution Factor	: 1
Lab File ID	: P7190606a-34	Analyst	: JM
Sample Amount	: 15.2 g	Instrument ID	: PEST7
Extraction Method	: EPA 3546	GC Column	: CLP-PesticideII
Extract Volume	: 5000 uL	%Solids	: 89
GPC Cleanup	: N	Injection Volume	: 1 uL
Sulfur Cleanup	: Y		

		ug/Kg			
CAS NO.	Parameter	Results	RL	MDL	Qualifier
12672-29-6	Aroclor 1248	93.9	36.9	5.53	
1336-36-3	PCBs, Total	93.9	36.9	3.27	

Results Summary
Form 1
Polychlorinated Biphenyls by GC

Client	: Barton & Loguidice, P.C	Lab Number	: L1923970
Project Name	: AMPHENOL SUB SLAB SOILS	Project Number	: 1153.010.001
Lab ID	: L1923970-37D	Date Collected	: 06/05/19 00:00
Client ID	: DUPE 2	Date Received	: 06/05/19
Sample Location	: SIDNEY, NY	Date Analyzed	: 06/06/19 19:40
Sample Matrix	: SOIL	Date Extracted	: 06/06/19
Analytical Method	: 1,8082A	Dilution Factor	: 5
Lab File ID	: P7190606a-37	Analyst	: HT
Sample Amount	: 15.24 g	Instrument ID	: PEST7
Extraction Method	: EPA 3546	GC Column	: CLP-Pesticide
Extract Volume	: 5000 uL	%Solids	: 94
GPC Cleanup	: N	Injection Volume	: 1 uL
Sulfur Cleanup	: Y		

		ug/Kg			
CAS NO.	Parameter	Results	RL	MDL	Qualifier
12674-11-2	Aroclor 1016	ND	175	15.5	U
11104-28-2	Aroclor 1221	ND	175	17.5	U
11141-16-5	Aroclor 1232	ND	175	37.0	U
53469-21-9	Aroclor 1242	ND	175	23.5	U
11097-69-1	Aroclor 1254	ND	175	19.1	U
11096-82-5	Aroclor 1260	ND	175	32.3	U
37324-23-5	Aroclor 1262	ND	175	22.2	U
11100-14-4	Aroclor 1268	ND	175	18.1	U

Results Summary
Form 1
Polychlorinated Biphenyls by GC

Client	: Barton & Loguidice, P.C	Lab Number	: L1923970
Project Name	: AMPHENOL SUB SLAB SOILS	Project Number	: 1153.010.001
Lab ID	: L1923970-37D	Date Collected	: 06/05/19 00:00
Client ID	: DUPE 2	Date Received	: 06/05/19
Sample Location	: SIDNEY, NY	Date Analyzed	: 06/06/19 19:40
Sample Matrix	: SOIL	Date Extracted	: 06/06/19
Analytical Method	: 1,8082A	Dilution Factor	: 5
Lab File ID	: P7190606a-37	Analyst	: HT
Sample Amount	: 15.24 g	Instrument ID	: PEST7
Extraction Method	: EPA 3546	GC Column	: CLP-Pesticidell
Extract Volume	: 5000 uL	%Solids	: 94
GPC Cleanup	: N	Injection Volume	: 1 uL
Sulfur Cleanup	: Y		

		ug/Kg			
CAS NO.	Parameter	Results	RL	MDL	Qualifier
12672-29-6	Aroclor 1248	955	175	26.2	J
1336-36-3	PCBs, Total	955	175	15.5	

ALPHA GEOSCIENCE

Geology
Hydrology
Remediation
Water Supply

Data Usability Summary Report
for Alpha Analytical Labs
SDG Number: L1923971

8 Soil Samples and 1 Field Duplicate
Collected June 5, 2019

Prepared by: Donald Anné
December 12, 2019

The data package contained the documentation as required by NYSDEC ASP. The proper chain of custody procedures were followed by the samplers. All information appeared legible and complete. The data pack contained the results of PCB analyses for 8 soil samples and 1 field duplicate.

The overall performances of the analyses are acceptable. Alpha Analytical Labs did fulfill the requirements of the analytical methods.

The data are mostly acceptable with some issues that are identified in the accompanying data validation reviews. The following data were qualified:

- The positive PCB results for aroclor 1248 were qualified as estimated (J) in samples B2 36-38 060519 and DUPE 3 because the relative percent difference for aroclor 1248 was above the allowable maximum in the soil field duplicate pair B2 36-38 060519/DUPE 3.

All data are considered usable with estimated (J) data associated with a higher level of quantitative uncertainty. Detailed information on data quality is included in the data validation reviews.

z:\projects\2019\19621-19640\19623-amphenol confirmation\l1923971.dus.docx

679 Plank Road • Clifton Park, New York 12065 • (518) 348-6995 • Fax (518) 348-6966
www.alphageoscience.com

ALPHA GEOSCIENCE

Geology
Hydrology
Remediation
Water Supply

QA/QC Review of 8082A PCB Data
for Alpha Analytical Labs
SDG Number: L1923971

8 Soil Samples and 1 Field Duplicate
Collected June 5, 2019

Prepared by: Donald Anné
December 12, 2019

Holding Times: The samples were extracted and analyzed within USEPA SW-846 holding times.

Blanks: The analysis of the method blank reported target aroclors as not detected.

Surrogate Recovery: The surrogates for the following samples were diluted beyond detection limits. No action is taken on surrogates diluted beyond detection limits.

B2 36-38 060519	B3 36-38 060519	B4 36-38 060519
B6 36-38 060519	B7 36-38 060519	DUPE 3

Laboratory Control Sample: The relative percent differences for aroclor 1016 and aroclor 1260 were below the allowable maximums and percent recoveries were within QC limits for soil samples WG1246013-2/3.

Field Duplicates: The relative percent difference for aroclor 1248 was above the allowable maximum (35%) for soil field duplicate pair B2 36-38 060519/DUPE 3 (attached table). Positive results for aroclor 1248 should be considered estimated (J) in samples B2 36-38 060519 and DUPE 3.

Initial Calibration: The %RSDs were below the allowable maximum (20%) on both columns, as required.

Continuing Calibration: The average %Ds for aroclor 1016 and aroclor-1260 were below the allowable maximum (20%) for both columns, as required.

PCB Identification Summary: Checked surrogates and aroclor results were within quantitation limits. The RPDs for dual column quantitation of detected aroclors were below the allowable maximum (25%), as required.

z:\projects\2019\19621-19640\19623-amphenol confirmation\l1923971.pcb.docx

PCBs

Calculations for Field Duplicate Relative Percent Difference (RPD)
SDG No. L1923971

S1= B2 36-38 060519 **S2=** DUPE 3

Analyte	S1	S2	RPD (%)	
Aroclor 1248	61000	156000	88%	*

* RPD is above the allowable maximum 35%.

Results are in units of ug/kg.

Bold numbers were values that below the CRQL.
ND - Not detected.
NC - Not calculated, both results must be above the CRDL for valid RPDs to be calculated.

Surrogate Recovery Summary
Form 2
PCBs

Client: Barton & Loguidice, P.C
Project Name: AMPHENOL SUB SLAB SOILS

Lab Number: L1923971
Project Number: 1153.010.001
Matrix: Soil

GC Column 1: CLP-Pesticide
GC Column 2: CLP-PesticideII

CLIENT ID (LAB SAMPLE NO.)	TCX 1 %REC	TCX 2 %REC	DCB 1 %REC	DCB 2 %REC	OTHER (1)	OTHER (2)	TOT OUT
B2 36-38 060519 (L1923971-02D)	0* DL	0* DL	0* DL	0* DL			4
B3 36-38 060519 (L1923971-03D)	0* DL	0* DL	0* DL	0* DL			4
B4 36-38 060519 (L1923971-04D)	0* DL	0* DL	0* DL	0* DL			4
B5 36-38 060519 (L1923971-05)	88	79	118	101			0
B6 36-38 060519 (L1923971-06D)	0* DL	0* DL	0* DL	0* DL			4
B7 36-38 060519 (L1923971-07D)	0* DL	0* DL	0* DL	0* DL			4
B9 36-38 060519 (L1923971-09)	75	66	80	73			0
B12 24-26 060519 (L1923971-12)	75	67	88	78			0
DUPE 3 (L1923971-17D)	0* DL	0* DL	0* DL	0* DL			4
WG1246013-1BLANK	94	98	102	116			0
WG1246013-2LCS	90	92	100	115			0
WG1246013-3LCSD	88	90	95	111			0

QC LIMITS
(30-150) TCX = 2,4,5,6-TETRACHLORO-M-XYLENE
(30-150) DCBP = DECACHLOROBIPHENYL

* Values outside of QC limits

DL - Diluted beyond detection limits.

FORM II NYTCL-8082

Results Summary
Form 1
Polychlorinated Biphenyls by GC

Client	: Barton & Loguidice, P.C	Lab Number	: L1923971
Project Name	: AMPHENOL SUB SLAB SOILS	Project Number	: 1153.010.001
Lab ID	: L1923971-02D	Date Collected	: 06/05/19 11:02
Client ID	: B2 36-38 060519	Date Received	: 06/05/19
Sample Location	: SIDNEY, NY	Date Analyzed	: 06/09/19 22:52
Sample Matrix	: SOIL	Date Extracted	: 06/07/19
Analytical Method	: 1,8082A	Dilution Factor	: 500
Lab File ID	: 12190610a-03	Analyst	: HT
Sample Amount	: 15.28 g	Instrument ID	: PEST12
Extraction Method	: EPA 3546	GC Column	: CLP-Pesticide
Extract Volume	: 5000 uL	%Solids	: 95
GPC Cleanup	: N	Injection Volume	: 1 uL
Sulfur Cleanup	: Y		

CAS NO.	Parameter	ug/Kg Results	RL	MDL	Qualifier
12674-11-2	Aroclor 1016	ND	17300	1530	U
11104-28-2	Aroclor 1221	ND	17300	1730	U
11141-16-5	Aroclor 1232	ND	17300	3660	U
53469-21-9	Aroclor 1242	ND	17300	2330	U
12672-29-6	Aroclor 1248	61000	17300	2590	J
11097-69-1	Aroclor 1254	ND	17300	1890	U
11096-82-5	Aroclor 1260	ND	17300	3190	U
37324-23-5	Aroclor 1262	ND	17300	2190	U
11100-14-4	Aroclor 1268	ND	17300	1790	U
1336-36-3	PCBs, Total	61000	17300	1530	

Results Summary
Form 1
Polychlorinated Biphenyls by GC

Client	: Barton & Loguidice, P.C	Lab Number	: L1923971
Project Name	: AMPHENOL SUB SLAB SOILS	Project Number	: 1153.010.001
Lab ID	: L1923971-03D	Date Collected	: 06/05/19 11:12
Client ID	: B3 36-38 060519	Date Received	: 06/05/19
Sample Location	: SIDNEY, NY	Date Analyzed	: 06/10/19 02:27
Sample Matrix	: SOIL	Date Extracted	: 06/07/19
Analytical Method	: 1,8082A	Dilution Factor	: 5000
Lab File ID	: 12190610a-16	Analyst	: HT
Sample Amount	: 15.61 g	Instrument ID	: PEST12
Extraction Method	: EPA 3546	GC Column	: CLP-Pesticide
Extract Volume	: 5000 uL	%Solids	: 92
GPC Cleanup	: N	Injection Volume	: 1 uL
Sulfur Cleanup	: Y		

		ug/Kg			
CAS NO.	Parameter	Results	RL	MDL	Qualifier
12674-11-2	Aroclor 1016	ND	173000	15400	U
11104-28-2	Aroclor 1221	ND	173000	17400	U
11141-16-5	Aroclor 1232	ND	173000	36700	U
53469-21-9	Aroclor 1242	ND	173000	23400	U
12672-29-6	Aroclor 1248	1140000	173000	26000	
11097-69-1	Aroclor 1254	ND	173000	19000	U
11096-82-5	Aroclor 1260	ND	173000	32000	U
37324-23-5	Aroclor 1262	ND	173000	22000	U
11100-14-4	Aroclor 1268	ND	173000	18000	U
1336-36-3	PCBs, Total	1140000	173000	15400	

Results Summary
Form 1
Polychlorinated Biphenyls by GC

Client	: Barton & Loguidice, P.C	Lab Number	: L1923971
Project Name	: AMPHENOL SUB SLAB SOILS	Project Number	: 1153.010.001
Lab ID	: L1923971-04D	Date Collected	: 06/05/19 11:22
Client ID	: B4 36-38 060519	Date Received	: 06/05/19
Sample Location	: SIDNEY, NY	Date Analyzed	: 06/10/19 02:39
Sample Matrix	: SOIL	Date Extracted	: 06/07/19
Analytical Method	: 1,8082A	Dilution Factor	: 10000
Lab File ID	: 12190610a-17	Analyst	: HT
Sample Amount	: 15.64 g	Instrument ID	: PEST12
Extraction Method	: EPA 3546	GC Column	: CLP-Pesticide
Extract Volume	: 5000 uL	%Solids	: 92
GPC Cleanup	: N	Injection Volume	: 1 uL
Sulfur Cleanup	: Y		

		ug/Kg			
CAS NO.	Parameter	Results	RL	MDL	Qualifier
12674-11-2	Aroclor 1016	ND	346000	30700	U
11104-28-2	Aroclor 1221	ND	346000	34700	U
11141-16-5	Aroclor 1232	ND	346000	73300	U
53469-21-9	Aroclor 1242	ND	346000	46600	U
12672-29-6	Aroclor 1248	3970000	346000	51900	
11097-69-1	Aroclor 1254	ND	346000	37800	U
11096-82-5	Aroclor 1260	ND	346000	63900	U
37324-23-5	Aroclor 1262	ND	346000	43900	U
11100-14-4	Aroclor 1268	ND	346000	35800	U
1336-36-3	PCBs, Total	3970000	346000	30700	

Results Summary
Form 1
Polychlorinated Biphenyls by GC

Client	: Barton & Loguidice, P.C	Lab Number	: L1923971
Project Name	: AMPHENOL SUB SLAB SOILS	Project Number	: 1153.010.001
Lab ID	: L1923971-05	Date Collected	: 06/05/19 11:31
Client ID	: B5 36-38 060519	Date Received	: 06/05/19
Sample Location	: SIDNEY, NY	Date Analyzed	: 06/10/19 00:07
Sample Matrix	: SOIL	Date Extracted	: 06/07/19
Analytical Method	: 1,8082A	Dilution Factor	: 1
Lab File ID	: 12190610a-09	Analyst	: HT
Sample Amount	: 15.38 g	Instrument ID	: PEST12
Extraction Method	: EPA 3546	GC Column	: CLP-Pesticide
Extract Volume	: 5000 uL	%Solids	: 91
GPC Cleanup	: N	Injection Volume	: 1 uL
Sulfur Cleanup	: Y		

		ug/Kg			
CAS NO.	Parameter	Results	RL	MDL	Qualifier
12674-11-2	Aroclor 1016	ND	35.6	3.16	U
11104-28-2	Aroclor 1221	ND	35.6	3.57	U
11141-16-5	Aroclor 1232	ND	35.6	7.56	U
53469-21-9	Aroclor 1242	ND	35.6	4.80	U
12672-29-6	Aroclor 1248	473	35.6	5.35	
11097-69-1	Aroclor 1254	ND	35.6	3.90	U
11096-82-5	Aroclor 1260	ND	35.6	6.59	U
37324-23-5	Aroclor 1262	ND	35.6	4.53	U
11100-14-4	Aroclor 1268	ND	35.6	3.69	U
1336-36-3	PCBs, Total	473	35.6	3.16	

Results Summary
Form 1
Polychlorinated Biphenyls by GC

Client	: Barton & Loguidice, P.C	Lab Number	: L1923971
Project Name	: AMPHENOL SUB SLAB SOILS	Project Number	: 1153.010.001
Lab ID	: L1923971-06D	Date Collected	: 06/05/19 11:41
Client ID	: B6 36-38 060519	Date Received	: 06/05/19
Sample Location	: SIDNEY, NY	Date Analyzed	: 06/10/19 03:04
Sample Matrix	: SOIL	Date Extracted	: 06/07/19
Analytical Method	: 1,8082A	Dilution Factor	: 25000
Lab File ID	: 12190610a-19	Analyst	: HT
Sample Amount	: 15.62 g	Instrument ID	: PEST12
Extraction Method	: EPA 3546	GC Column	: CLP-Pesticide
Extract Volume	: 5000 uL	%Solids	: 92
GPC Cleanup	: N	Injection Volume	: 1 uL
Sulfur Cleanup	: Y		

CAS NO.	Parameter	ug/Kg Results	RL	MDL	Qualifier
12674-11-2	Aroclor 1016	ND	873000	77500	U
11104-28-2	Aroclor 1221	ND	873000	87400	U
11141-16-5	Aroclor 1232	ND	873000	185000	U
53469-21-9	Aroclor 1242	9710000	873000	118000	
12672-29-6	Aroclor 1248	ND	873000	131000	U
11097-69-1	Aroclor 1254	ND	873000	95500	U
11096-82-5	Aroclor 1260	ND	873000	161000	U
37324-23-5	Aroclor 1262	ND	873000	111000	U
11100-14-4	Aroclor 1268	ND	873000	90400	U
1336-36-3	PCBs, Total	9710000	873000	77500	

Results Summary
Form 1
Polychlorinated Biphenyls by GC

Client	: Barton & Loguidice, P.C	Lab Number	: L1923971
Project Name	: AMPHENOL SUB SLAB SOILS	Project Number	: 1153.010.001
Lab ID	: L1923971-07D	Date Collected	: 06/05/19 11:56
Client ID	: B7 36-38 060519	Date Received	: 06/05/19
Sample Location	: SIDNEY, NY	Date Analyzed	: 06/10/19 02:52
Sample Matrix	: SOIL	Date Extracted	: 06/07/19
Analytical Method	: 1,8082A	Dilution Factor	: 10000
Lab File ID	: 12190610a-18	Analyst	: HT
Sample Amount	: 15.71 g	Instrument ID	: PEST12
Extraction Method	: EPA 3546	GC Column	: CLP-Pesticide
Extract Volume	: 5000 uL	%Solids	: 90
GPC Cleanup	: N	Injection Volume	: 1 uL
Sulfur Cleanup	: Y		

CAS NO.	Parameter	ug/Kg Results	RL	MDL	Qualifier
12674-11-2	Aroclor 1016	ND	354000	31500	U
11104-28-2	Aroclor 1221	ND	354000	35500	U
11141-16-5	Aroclor 1232	ND	354000	75100	U
53469-21-9	Aroclor 1242	1960000	354000	47800	
12672-29-6	Aroclor 1248	ND	354000	53200	U
11097-69-1	Aroclor 1254	ND	354000	38800	U
11096-82-5	Aroclor 1260	ND	354000	65500	U
37324-23-5	Aroclor 1262	ND	354000	45000	U
11100-14-4	Aroclor 1268	ND	354000	36700	U
1336-36-3	PCBs, Total	1960000	354000	31500	

Results Summary
Form 1
Polychlorinated Biphenyls by GC

Client	: Barton & Loguidice, P.C	Lab Number	: L1923971
Project Name	: AMPHENOL SUB SLAB SOILS	Project Number	: 1153.010.001
Lab ID	: L1923971-09	Date Collected	: 06/05/19 12:24
Client ID	: B9 36-38 060519	Date Received	: 06/05/19
Sample Location	: SIDNEY, NY	Date Analyzed	: 06/10/19 00:19
Sample Matrix	: SOIL	Date Extracted	: 06/07/19
Analytical Method	: 1,8082A	Dilution Factor	: 1
Lab File ID	: 12190610a-10	Analyst	: HT
Sample Amount	: 15.25 g	Instrument ID	: PEST12
Extraction Method	: EPA 3546	GC Column	: CLP-Pesticide
Extract Volume	: 5000 uL	%Solids	: 77
GPC Cleanup	: N	Injection Volume	: 1 uL
Sulfur Cleanup	: Y		

		ug/Kg			
CAS NO.	Parameter	Results	RL	MDL	Qualifier
12674-11-2	Aroclor 1016	ND	42.4	3.76	U
11104-28-2	Aroclor 1221	ND	42.4	4.24	U
11141-16-5	Aroclor 1232	ND	42.4	8.98	U
53469-21-9	Aroclor 1242	ND	42.4	5.71	U
11097-69-1	Aroclor 1254	ND	42.4	4.63	U
11096-82-5	Aroclor 1260	ND	42.4	7.83	U
37324-23-5	Aroclor 1262	ND	42.4	5.38	U
11100-14-4	Aroclor 1268	ND	42.4	4.39	U

Results Summary
Form 1
Polychlorinated Biphenyls by GC

Client	: Barton & Loguidice, P.C	Lab Number	: L1923971
Project Name	: AMPHENOL SUB SLAB SOILS	Project Number	: 1153.010.001
Lab ID	: L1923971-09	Date Collected	: 06/05/19 12:24
Client ID	: B9 36-38 060519	Date Received	: 06/05/19
Sample Location	: SIDNEY, NY	Date Analyzed	: 06/10/19 00:19
Sample Matrix	: SOIL	Date Extracted	: 06/07/19
Analytical Method	: 1,8082A	Dilution Factor	: 1
Lab File ID	: 12190610a-10	Analyst	: HT
Sample Amount	: 15.25 g	Instrument ID	: PEST12
Extraction Method	: EPA 3546	GC Column	: CLP-Pesticidell
Extract Volume	: 5000 uL	%Solids	: 77
GPC Cleanup	: N	Injection Volume	: 1 uL
Sulfur Cleanup	: Y		

		ug/Kg			
CAS NO.	Parameter	Results	RL	MDL	Qualifier
12672-29-6	Aroclor 1248	136	42.4	6.35	
1336-36-3	PCBs, Total	136	42.4	3.76	

Results Summary
Form 1
Polychlorinated Biphenyls by GC

Client	: Barton & Loguidice, P.C	Lab Number	: L1923971
Project Name	: AMPHENOL SUB SLAB SOILS	Project Number	: 1153.010.001
Lab ID	: L1923971-12	Date Collected	: 06/05/19 13:17
Client ID	: B12 24-26 060519	Date Received	: 06/05/19
Sample Location	: SIDNEY, NY	Date Analyzed	: 06/10/19 00:31
Sample Matrix	: SOIL	Date Extracted	: 06/07/19
Analytical Method	: 1,8082A	Dilution Factor	: 1
Lab File ID	: 12190610a-11	Analyst	: HT
Sample Amount	: 15.89 g	Instrument ID	: PEST12
Extraction Method	: EPA 3546	GC Column	: CLP-Pesticide
Extract Volume	: 5000 uL	%Solids	: 79
GPC Cleanup	: N	Injection Volume	: 1 uL
Sulfur Cleanup	: Y		

		ug/Kg			
CAS NO.	Parameter	Results	RL	MDL	Qualifier
12674-11-2	Aroclor 1016	ND	40.1	3.56	U
11104-28-2	Aroclor 1221	ND	40.1	4.02	U
11141-16-5	Aroclor 1232	ND	40.1	8.50	U
53469-21-9	Aroclor 1242	42.8	40.1	5.40	
12672-29-6	Aroclor 1248	ND	40.1	6.01	U
11097-69-1	Aroclor 1254	ND	40.1	4.38	U
11096-82-5	Aroclor 1260	ND	40.1	7.41	U
37324-23-5	Aroclor 1262	ND	40.1	5.09	U
11100-14-4	Aroclor 1268	ND	40.1	4.15	U
1336-36-3	PCBs, Total	42.8	40.1	3.56	

Results Summary
Form 1
Polychlorinated Biphenyls by GC

Client	: Barton & Loguidice, P.C	Lab Number	: L1923971
Project Name	: AMPHENOL SUB SLAB SOILS	Project Number	: 1153.010.001
Lab ID	: L1923971-17D	Date Collected	: 06/05/19 00:00
Client ID	: DUPE 3	Date Received	: 06/05/19
Sample Location	: SIDNEY, NY	Date Analyzed	: 06/09/19 23:30
Sample Matrix	: SOIL	Date Extracted	: 06/07/19
Analytical Method	: 1,8082A	Dilution Factor	: 500
Lab File ID	: 12190610a-06	Analyst	: HT
Sample Amount	: 15.84 g	Instrument ID	: PEST12
Extraction Method	: EPA 3546	GC Column	: CLP-Pesticide
Extract Volume	: 5000 uL	%Solids	: 95
GPC Cleanup	: N	Injection Volume	: 1 uL
Sulfur Cleanup	: Y		

		ug/Kg			
CAS NO.	Parameter	Results	RL	MDL	Qualifier
12674-11-2	Aroclor 1016	ND	16700	1480	U
11104-28-2	Aroclor 1221	ND	16700	1670	U
11141-16-5	Aroclor 1232	ND	16700	3540	U
53469-21-9	Aroclor 1242	ND	16700	2250	U
12672-29-6	Aroclor 1248	156000	16700	2500	J
11097-69-1	Aroclor 1254	ND	16700	1820	U
11096-82-5	Aroclor 1260	ND	16700	3080	U
37324-23-5	Aroclor 1262	ND	16700	2120	U
11100-14-4	Aroclor 1268	ND	16700	1730	U
1336-36-3	PCBs, Total	156000	16700	1480	

ALPHA GEOSCIENCE

Geology

Hydrology

Remediation

Water Supply

Data Usability Summary Report
for Alpha Analytical Labs
SDG Number: L1925676

10 Soil Samples
Collected June 13, 2019

Prepared by: Donald Anné
December 12, 2019

The data package contained the documentation as required by NYSDEC ASP. The proper chain of custody procedures were followed by the samplers. All information appeared legible and complete. The data pack contained the results of PCB analyses for 10 soil samples.

The overall performances of the analyses are acceptable. Alpha Analytical Labs did fulfill the requirements of the analytical method.

The data are acceptable with some minor issues that are identified in the accompanying data validation review. The following data were qualified:

- The positive PCB result for aroclor 1248 was qualified as "estimated, biased high" (J+) in sample W22 061319 because RPD for the dual column quantitation of aroclor 1248 was above the allowable maximum, but not above 70% and the higher result was reported in the sample.

- The positive PCB result for aroclor 1254 was qualified as "estimated, biased high" (J+) in sample W23 061319 because RPD for the dual column quantitation of aroclor 1254 was above the allowable maximum, but not above 70% and the higher result was reported in the sample.

All are considered usable with estimated (J+) data associated with a higher level of quantitative uncertainty. Detailed information on data quality is included in the data validation review.

z:\projects\2019\19621-19640\19623-amphenol confirmation\l1925676.dus.docx

679 Plank Road • Clifton Park, New York 12065 • (518) 348-6995 • Fax (518) 348-6966
www.alphageoscience.com

ALPHA GEOSCIENCE

Geology

Hydrology

Remediation

Water Supply

QA/QC Review of 8082A PCB Data
for Alpha Analytical Labs
SDG Number: L1925676

10 Soil Samples
Collected June 13, 2019

Prepared by: Donald Anné
December 12, 2019

Holding Times: The samples were extracted and analyzed within USEPA SW-846 holding times.

Blanks: The analyses of the method blanks reported target aroclors as not detected.

Surrogate Recovery: The surrogates for samples B12 24-26 061319, W27 061319, and W29 061319 were diluted beyond detection limits. No action is taken on surrogates diluted beyond detection limits.

Laboratory Control Sample: The relative percent differences for aroclor 1016 and aroclor 1260 were below the allowable maximums and percent recoveries were within QC limits for soil samples WG1248372-2/3 and WG1248433-2/3.

Initial Calibration: The %RSDs were below the allowable maximum (20%) on both columns, as required.

Continuing Calibration: The average %Ds for aroclor 1016 and aroclor-1260 were below the allowable maximum (20%) for both columns, as required.

PCB Identification Summary: Checked surrogate and aroclor results were within quantitation limits. The RPD for dual column quantitation of aroclor 1248 in sample W22 061319 was above the allowable maximum (25%), but not above 70% and the higher result was reported. The RPD for dual column quantitation of aroclor 1254 in sample W23 061319 was above the allowable maximum (25%), but not above 70% and the higher result was reported. The positive results for aroclor 1248 in sample W22 061319 and aroclor 1254 in sample W23 061319 should be considered estimated, biased high (J+).

z:\projects\2019\19621-19640\19623-amphenol confirmation\l1925676.pcb.docx

679 Plank Road • Clifton Park, New York 12065 • (518) 348-6995 • Fax (518) 348-6966
www.alphageoscience.com

Surrogate Recovery Summary
Form 2
PCBs

Client: Barton & Loguidice, P.C
Project Name: AMPHENOL SUB SLAB SOIL

Lab Number: L1925676
Project Number: 1153.010.001
Matrix: Soil

GC Column 1: CLP-Pesticide
GC Column 2: CLP-PesticideII

CLIENT ID (LAB SAMPLE NO.)	TCX 1 %REC	TCX 2 %REC	DCB 1 %REC	DCB 2 %REC	OTHER (1)	OTHER (2)	TOT OUT
B5 36-38 061319 (L1925676-01D)	57	59	58	66			0
B9 36-38 061319 (L1925676-02)	69	61	75	103			0
B12 24-26 061319 (L1925676-03D)	0* DL	0* DL	0* DL	0* DL			4
W20 061319 (L1925676-04)	73	78	69	71			0
W21 061319 (L1925676-05D)	57	57	52	56			0
W22 061319 (L1925676-06)	85	74	74	75			0
W23 061319 (L1925676-07)	56	63	48	60			0
W25 061319 (L1925676-08)	87	73	75	74			0
W27 061319 (L1925676-09D)	0* DL	0* DL	0* DL	0* DL			4
W29 061319 (L1925676-10D)	0* DL	0* DL	0* DL	0* DL			4
WG1248372-1BLANK	89	91	87	92			0
WG1248372-2LCS	91	89	91	96			0
WG1248372-3LCSD	95	94	94	98			0
WG1248433-1BLANK	70	73	67	67			0
WG1248433-2LCS	72	78	70	72			0
WG1248433-3LCSD	69	75	68	68			0

QC LIMITS
(30-150) TCX = 2,4,5,6-TETRACHLORO-M-XYLENE
(30-150) DCBP = DECACHLOROBIPHENYL

* Values outside of QC limits

DL- Diluted beyond detection limits.

FORM II NYTCL-8082

Identification Summary
Form 10
PCBs

Client	: Barton & Loguidice, P.C	Lab Number	: L1925676
Project Name	: AMPHENOL SUB SLAB SOIL	Project Number	: 1153.010.001
Lab Sample ID	: L1925676-06		
Client ID	: W22 061319		
Date Analyzed (1)	: 06/15/19 00:06	Date Analyzed (2)	: 06/15/19 00:06
Instrument ID (1)	: PEST12	Instrument ID (2)	: PEST12
GC Column (1)	: CLP-Pesticide	GC Column (2)	: CLP-PesticideII

Analyte	Peak	RT	RT Window From	RT Window To	Concentration	Mean Concentration	%RPD
AROCLOR 1248	1	3.13	-0.05	0.05	4.14		
	2	3.37	-0.05	0.05	13.7		
COLUMN 1	3	3.54	-0.05	0.05	13.4		
	4	3.87	-0.05	0.05	12.2		
	5	3.90	-0.05	0.05	9.02	10.5J	46
	1	3.76	-0.05	0.05	7.89		
	2	4.05	-0.05	0.05	16.7		
COLUMN 2	3	4.28	-0.05	0.05	17.		
	4	4.58	-0.05	0.05	24.1		
	5	4.62	-0.05	0.05	17.8	16.7	NC

Identification Summary
Form 10
PCBs

Client	: Barton & Loguidice, P.C	Lab Number	: L1925676
Project Name	: AMPHENOL SUB SLAB SOIL	Project Number	: 1153.010.001
Lab Sample ID	: L1925676-07		
Client ID	: W23 061319		
Date Analyzed (1)	: 06/17/19 15:56	Date Analyzed (2)	: 06/17/19 15:56
Instrument ID (1)	: PEST19	Instrument ID (2)	: PEST19
GC Column (1)	: CLP-Pesticide	GC Column (2)	: CLP-PesticideII

Analyte	Peak	RT	RT Window From	RT Window To	Concentration	Mean Concentration	%RPD
AROCLOR 1248	1	3.73	-0.05	0.05	14.6		
	2	4.00	-0.05	0.05	61.		
COLUMN 1	3	4.19	-0.05	0.05	40.6		
	4	4.52	-0.05	0.05	20.1		
	5	0.00	-0.05	0.05	0.	34.1J	
	1	4.28	-0.05	0.05	19.2		9
	2	4.57	-0.05	0.05	63.7		
COLUMN 2	3	4.79	-0.05	0.05	44.1		
	4	5.08	-0.05	0.05	23.		
	5	0.00	-0.05	0.05	0.	37.5	NC
AROCLOR 1254	1	0.00	-0.05	0.05	0.		
	2	4.90	-0.05	0.05	19.5		
COLUMN 1	3	4.99	-0.05	0.05	26.5		
	4	5.20	-0.05	0.05	12.6		
	5	0.00	-0.05	0.05	0.	19.5J	27
	1	0.00	-0.05	0.05	0.		
	2	5.52	-0.05	0.05	21.1		
COLUMN 2	3	5.60	-0.05	0.05	36.4		
	4	5.76	-0.05	0.05	18.8		
	5	0.00	-0.05	0.05	0.	25.5J	NC

Results Summary
Form 1
Polychlorinated Biphenyls by GC

Client	: Barton & Loguidice, P.C	Lab Number	: L1925676
Project Name	: AMPHENOL SUB SLAB SOIL	Project Number	: 1153.010.001
Lab ID	: L1925676-01D	Date Collected	: 06/13/19 12:29
Client ID	: B5 36-38 061319	Date Received	: 06/13/19
Sample Location	: SIDNEY, NY	Date Analyzed	: 06/17/19 15:06
Sample Matrix	: SOIL	Date Extracted	: 06/14/19
Analytical Method	: 1,8082A	Dilution Factor	: 5
Lab File ID	: 19190617a-16	Analyst	: WR
Sample Amount	: 15.38 g	Instrument ID	: PEST19
Extraction Method	: EPA 3546	GC Column	: CLP-Pesticide
Extract Volume	: 5000 uL	%Solids	: 70
GPC Cleanup	: N	Injection Volume	: 1 uL
Sulfur Cleanup	: Y		

		ug/Kg			
CAS NO.	Parameter	Results	RL	MDL	Qualifier
12674-11-2	Aroclor 1016	ND	233	20.7	U
11104-28-2	Aroclor 1221	ND	233	23.4	U
11141-16-5	Aroclor 1232	ND	233	49.4	U
53469-21-9	Aroclor 1242	ND	233	31.4	U
12672-29-6	Aroclor 1248	ND	233	35.0	U
11096-82-5	Aroclor 1260	ND	233	43.1	U
37324-23-5	Aroclor 1262	ND	233	29.6	U
11100-14-4	Aroclor 1268	ND	233	24.2	U

Results Summary
Form 1
Polychlorinated Biphenyls by GC

Client	: Barton & Loguidice, P.C	Lab Number	: L1925676
Project Name	: AMPHENOL SUB SLAB SOIL	Project Number	: 1153.010.001
Lab ID	: L1925676-01D	Date Collected	: 06/13/19 12:29
Client ID	: B5 36-38 061319	Date Received	: 06/13/19
Sample Location	: SIDNEY, NY	Date Analyzed	: 06/17/19 15:06
Sample Matrix	: SOIL	Date Extracted	: 06/14/19
Analytical Method	: 1,8082A	Dilution Factor	: 5
Lab File ID	: 19190617a-16	Analyst	: WR
Sample Amount	: 15.38 g	Instrument ID	: PEST19
Extraction Method	: EPA 3546	GC Column	: CLP-Pesticidell
Extract Volume	: 5000 uL	%Solids	: 70
GPC Cleanup	: N	Injection Volume	: 1 uL
Sulfur Cleanup	: Y		

		ug/Kg			
CAS NO.	Parameter	Results	RL	MDL	Qualifier
11097-69-1	Aroclor 1254	1650	233	25.5	
1336-36-3	PCBs, Total	1650	233	20.7	

Results Summary
Form 1
Polychlorinated Biphenyls by GC

Client	: Barton & Loguidice, P.C	Lab Number	: L1925676
Project Name	: AMPHENOL SUB SLAB SOIL	Project Number	: 1153.010.001
Lab ID	: L1925676-02	Date Collected	: 06/13/19 12:39
Client ID	: B9 36-38 061319	Date Received	: 06/13/19
Sample Location	: SIDNEY, NY	Date Analyzed	: 06/14/19 23:16
Sample Matrix	: SOIL	Date Extracted	: 06/14/19
Analytical Method	: 1,8082A	Dilution Factor	: 1
Lab File ID	: 12190614a-72	Analyst	: WR
Sample Amount	: 15.03 g	Instrument ID	: PEST12
Extraction Method	: EPA 3546	GC Column	: CLP-Pesticide
Extract Volume	: 5000 uL	%Solids	: 77
GPC Cleanup	: N	Injection Volume	: 1 uL
Sulfur Cleanup	: Y		

		ug/Kg			
CAS NO.	Parameter	Results	RL	MDL	Qualifier
12674-11-2	Aroclor 1016	ND	43.2	3.84	U
11104-28-2	Aroclor 1221	ND	43.2	4.33	U
11141-16-5	Aroclor 1232	ND	43.2	9.16	U
53469-21-9	Aroclor 1242	ND	43.2	5.82	U
11097-69-1	Aroclor 1254	ND	43.2	4.73	U
11096-82-5	Aroclor 1260	ND	43.2	7.98	U
37324-23-5	Aroclor 1262	ND	43.2	5.49	U
11100-14-4	Aroclor 1268	ND	43.2	4.48	U

Results Summary
Form 1
Polychlorinated Biphenyls by GC

Client	: Barton & Loguidice, P.C	Lab Number	: L1925676
Project Name	: AMPHENOL SUB SLAB SOIL	Project Number	: 1153.010.001
Lab ID	: L1925676-02	Date Collected	: 06/13/19 12:39
Client ID	: B9 36-38 061319	Date Received	: 06/13/19
Sample Location	: SIDNEY, NY	Date Analyzed	: 06/14/19 23:16
Sample Matrix	: SOIL	Date Extracted	: 06/14/19
Analytical Method	: 1,8082A	Dilution Factor	: 1
Lab File ID	: 12190614a-72	Analyst	: WR
Sample Amount	: 15.03 g	Instrument ID	: PEST12
Extraction Method	: EPA 3546	GC Column	: CLP-Pesticidell
Extract Volume	: 5000 uL	%Solids	: 77
GPC Cleanup	: N	Injection Volume	: 1 uL
Sulfur Cleanup	: Y		

		ug/Kg			
CAS NO.	Parameter	Results	RL	MDL	Qualifier
12672-29-6	Aroclor 1248	31.6	43.2	6.48	J
1336-36-3	PCBs, Total	31.6	43.2	3.84	J

Results Summary
Form 1
Polychlorinated Biphenyls by GC

Client	: Barton & Loguidice, P.C	Lab Number	: L1925676
Project Name	: AMPHENOL SUB SLAB SOIL	Project Number	: 1153.010.001
Lab ID	: L1925676-03D	Date Collected	: 06/13/19 12:43
Client ID	: B12 24-26 061319	Date Received	: 06/13/19
Sample Location	: SIDNEY, NY	Date Analyzed	: 06/17/19 15:19
Sample Matrix	: SOIL	Date Extracted	: 06/14/19
Analytical Method	: 1,8082A	Dilution Factor	: 20
Lab File ID	: 19190617a-17	Analyst	: WR
Sample Amount	: 15.62 g	Instrument ID	: PEST19
Extraction Method	: EPA 3546	GC Column	: CLP-Pesticide
Extract Volume	: 5000 uL	%Solids	: 93
GPC Cleanup	: N	Injection Volume	: 1 uL
Sulfur Cleanup	: Y		

		ug/Kg			
CAS NO.	Parameter	Results	RL	MDL	Qualifier
12674-11-2	Aroclor 1016	ND	689	61.2	U
11104-28-2	Aroclor 1221	ND	689	69.0	U
11141-16-5	Aroclor 1232	ND	689	146.	U
53469-21-9	Aroclor 1242	ND	689	92.9	U
12672-29-6	Aroclor 1248	5830	689	103.	
11097-69-1	Aroclor 1254	ND	689	75.4	U
11096-82-5	Aroclor 1260	ND	689	127.	U
37324-23-5	Aroclor 1262	ND	689	87.5	U
11100-14-4	Aroclor 1268	ND	689	71.4	U
1336-36-3	PCBs, Total	5830	689	61.2	

Results Summary
Form 1
Polychlorinated Biphenyls by GC

Client	: Barton & Loguidice, P.C	Lab Number	: L1925676
Project Name	: AMPHENOL SUB SLAB SOIL	Project Number	: 1153.010.001
Lab ID	: L1925676-04	Date Collected	: 06/13/19 12:50
Client ID	: W20 061319	Date Received	: 06/13/19
Sample Location	: SIDNEY, NY	Date Analyzed	: 06/17/19 15:31
Sample Matrix	: SOIL	Date Extracted	: 06/14/19
Analytical Method	: 1,8082A	Dilution Factor	: 1
Lab File ID	: 19190617a-18	Analyst	: WR
Sample Amount	: 15.51 g	Instrument ID	: PEST19
Extraction Method	: EPA 3546	GC Column	: CLP-Pesticide
Extract Volume	: 5000 uL	%Solids	: 88
GPC Cleanup	: N	Injection Volume	: 1 uL
Sulfur Cleanup	: Y		

		ug/Kg			
CAS NO.	Parameter	Results	RL	MDL	Qualifier
12674-11-2	Aroclor 1016	ND	36.5	3.24	U
11104-28-2	Aroclor 1221	ND	36.5	3.65	U
11141-16-5	Aroclor 1232	ND	36.5	7.73	U
53469-21-9	Aroclor 1242	ND	36.5	4.92	U
12672-29-6	Aroclor 1248	98.7	36.5	5.47	
11097-69-1	Aroclor 1254	ND	36.5	3.99	U
11096-82-5	Aroclor 1260	ND	36.5	6.74	U
37324-23-5	Aroclor 1262	ND	36.5	4.63	U
11100-14-4	Aroclor 1268	ND	36.5	3.78	U
1336-36-3	PCBs, Total	98.7	36.5	3.24	

Results Summary
Form 1
Polychlorinated Biphenyls by GC

Client	: Barton & Loguidice, P.C	Lab Number	: L1925676
Project Name	: AMPHENOL SUB SLAB SOIL	Project Number	: 1153.010.001
Lab ID	: L1925676-05D	Date Collected	: 06/13/19 13:10
Client ID	: W21 061319	Date Received	: 06/13/19
Sample Location	: SIDNEY, NY	Date Analyzed	: 06/17/19 15:44
Sample Matrix	: SOIL	Date Extracted	: 06/14/19
Analytical Method	: 1,8082A	Dilution Factor	: 5
Lab File ID	: 19190617a-19	Analyst	: WR
Sample Amount	: 15.58 g	Instrument ID	: PEST19
Extraction Method	: EPA 3546	GC Column	: CLP-Pesticide
Extract Volume	: 5000 uL	%Solids	: 86
GPC Cleanup	: N	Injection Volume	: 1 uL
Sulfur Cleanup	: Y		

		ug/Kg			
CAS NO.	Parameter	Results	RL	MDL	Qualifier
12674-11-2	Aroclor 1016	ND	186	16.5	U
11104-28-2	Aroclor 1221	ND	186	18.7	U
11141-16-5	Aroclor 1232	ND	186	39.5	U
53469-21-9	Aroclor 1242	ND	186	25.1	U
11097-69-1	Aroclor 1254	ND	186	20.4	U
11096-82-5	Aroclor 1260	ND	186	34.4	U
37324-23-5	Aroclor 1262	ND	186	23.7	U
11100-14-4	Aroclor 1268	ND	186	19.3	U

Results Summary
Form 1
Polychlorinated Biphenyls by GC

Client	: Barton & Loguidice, P.C	Lab Number	: L1925676
Project Name	: AMPHENOL SUB SLAB SOIL	Project Number	: 1153.010.001
Lab ID	: L1925676-05D	Date Collected	: 06/13/19 13:10
Client ID	: W21 061319	Date Received	: 06/13/19
Sample Location	: SIDNEY, NY	Date Analyzed	: 06/17/19 15:44
Sample Matrix	: SOIL	Date Extracted	: 06/14/19
Analytical Method	: 1,8082A	Dilution Factor	: 5
Lab File ID	: 19190617a-19	Analyst	: WR
Sample Amount	: 15.58 g	Instrument ID	: PEST19
Extraction Method	: EPA 3546	GC Column	: CLP-Pesticidell
Extract Volume	: 5000 uL	%Solids	: 86
GPC Cleanup	: N	Injection Volume	: 1 uL
Sulfur Cleanup	: Y		

		ug/Kg			
CAS NO.	Parameter	Results	RL	MDL	Qualifier
12672-29-6	Aroclor 1248	1050	186	28.0	
1336-36-3	PCBs, Total	1050	186	16.5	

Results Summary
Form 1
Polychlorinated Biphenyls by GC

Client	: Barton & Loguidice, P.C	Lab Number	: L1925676
Project Name	: AMPHENOL SUB SLAB SOIL	Project Number	: 1153.010.001
Lab ID	: L1925676-06	Date Collected	: 06/13/19 13:14
Client ID	: W22 061319	Date Received	: 06/13/19
Sample Location	: SIDNEY, NY	Date Analyzed	: 06/15/19 00:06
Sample Matrix	: SOIL	Date Extracted	: 06/14/19
Analytical Method	: 1,8082A	Dilution Factor	: 1
Lab File ID	: 12190614a-76	Analyst	: WR
Sample Amount	: 15.6 g	Instrument ID	: PEST12
Extraction Method	: EPA 3546	GC Column	: CLP-Pesticide
Extract Volume	: 5000 uL	%Solids	: 93
GPC Cleanup	: N	Injection Volume	: 1 uL
Sulfur Cleanup	: Y		

		ug/Kg			
CAS NO.	Parameter	Results	RL	MDL	Qualifier
12674-11-2	Aroclor 1016	ND	34.4	3.05	U
11104-28-2	Aroclor 1221	ND	34.4	3.44	U
11141-16-5	Aroclor 1232	ND	34.4	7.28	U
53469-21-9	Aroclor 1242	ND	34.4	4.63	U
11097-69-1	Aroclor 1254	ND	34.4	3.76	U
11096-82-5	Aroclor 1260	ND	34.4	6.35	U
37324-23-5	Aroclor 1262	ND	34.4	4.36	U
11100-14-4	Aroclor 1268	ND	34.4	3.56	U

Results Summary
Form 1
Polychlorinated Biphenyls by GC

Client	: Barton & Loguidice, P.C	Lab Number	: L1925676
Project Name	: AMPHENOL SUB SLAB SOIL	Project Number	: 1153.010.001
Lab ID	: L1925676-06	Date Collected	: 06/13/19 13:14
Client ID	: W22 061319	Date Received	: 06/13/19
Sample Location	: SIDNEY, NY	Date Analyzed	: 06/15/19 00:06
Sample Matrix	: SOIL	Date Extracted	: 06/14/19
Analytical Method	: 1,8082A	Dilution Factor	: 1
Lab File ID	: 12190614a-76	Analyst	: WR
Sample Amount	: 15.6 g	Instrument ID	: PEST12
Extraction Method	: EPA 3546	GC Column	: CLP-Pesticidell
Extract Volume	: 5000 uL	%Solids	: 93
GPC Cleanup	: N	Injection Volume	: 1 uL
Sulfur Cleanup	: Y		

		ug/Kg			
CAS NO.	Parameter	Results	RL	MDL	Qualifier
12672-29-6	Aroclor 1248	16.7	34.4	5.15	JP J+
1336-36-3	PCBs, Total	16.7	34.4	3.05	J

Results Summary
Form 1
Polychlorinated Biphenyls by GC

Client	: Barton & Loguidice, P.C	Lab Number	: L1925676
Project Name	: AMPHENOL SUB SLAB SOIL	Project Number	: 1153.010.001
Lab ID	: L1925676-07	Date Collected	: 06/13/19 13:07
Client ID	: W23 061319	Date Received	: 06/13/19
Sample Location	: SIDNEY, NY	Date Analyzed	: 06/17/19 15:56
Sample Matrix	: SOIL	Date Extracted	: 06/14/19
Analytical Method	: 1,8082A	Dilution Factor	: 1
Lab File ID	: 19190617a-20	Analyst	: WR
Sample Amount	: 15.21 g	Instrument ID	: PEST19
Extraction Method	: EPA 3546	GC Column	: CLP-Pesticide
Extract Volume	: 5000 uL	%Solids	: 90
GPC Cleanup	: N	Injection Volume	: 1 uL
Sulfur Cleanup	: Y		

		ug/Kg			
CAS NO.	Parameter	Results	RL	MDL	Qualifier
12674-11-2	Aroclor 1016	ND	36.5	3.24	U
11104-28-2	Aroclor 1221	ND	36.5	3.66	U
11141-16-5	Aroclor 1232	ND	36.5	7.73	U
53469-21-9	Aroclor 1242	ND	36.5	4.92	U
11096-82-5	Aroclor 1260	ND	36.5	6.74	U
37324-23-5	Aroclor 1262	ND	36.5	4.63	U
11100-14-4	Aroclor 1268	ND	36.5	3.78	U

Results Summary
Form 1
Polychlorinated Biphenyls by GC

Client	: Barton & Loguidice, P.C	Lab Number	: L1925676
Project Name	: AMPHENOL SUB SLAB SOIL	Project Number	: 1153.010.001
Lab ID	: L1925676-07	Date Collected	: 06/13/19 13:07
Client ID	: W23 061319	Date Received	: 06/13/19
Sample Location	: SIDNEY, NY	Date Analyzed	: 06/17/19 15:56
Sample Matrix	: SOIL	Date Extracted	: 06/14/19
Analytical Method	: 1,8082A	Dilution Factor	: 1
Lab File ID	: 19190617a-20	Analyst	: WR
Sample Amount	: 15.21 g	Instrument ID	: PEST19
Extraction Method	: EPA 3546	GC Column	: CLP-Pesticidell
Extract Volume	: 5000 uL	%Solids	: 90
GPC Cleanup	: N	Injection Volume	: 1 uL
Sulfur Cleanup	: Y		

		ug/Kg			
CAS NO.	Parameter	Results	RL	MDL	Qualifier
12672-29-6	Aroclor 1248	37.5	36.5	5.47	
11097-69-1	Aroclor 1254	25.5	36.5	3.99	J J+
1336-36-3	PCBs, Total	63.0	36.5	3.24	J

Results Summary
Form 1
Polychlorinated Biphenyls by GC

Client	: Barton & Loguidice, P.C	Lab Number	: L1925676
Project Name	: AMPHENOL SUB SLAB SOIL	Project Number	: 1153.010.001
Lab ID	: L1925676-08	Date Collected	: 06/13/19 12:54
Client ID	: W25 061319	Date Received	: 06/13/19
Sample Location	: SIDNEY, NY	Date Analyzed	: 06/15/19 00:31
Sample Matrix	: SOIL	Date Extracted	: 06/14/19
Analytical Method	: 1,8082A	Dilution Factor	: 1
Lab File ID	: 12190614a-78	Analyst	: WR
Sample Amount	: 15.07 g	Instrument ID	: PEST12
Extraction Method	: EPA 3546	GC Column	: CLP-Pesticide
Extract Volume	: 5000 uL	%Solids	: 90
GPC Cleanup	: N	Injection Volume	: 1 uL
Sulfur Cleanup	: Y		

		ug/Kg			
CAS NO.	Parameter	Results	RL	MDL	Qualifier
12674-11-2	Aroclor 1016	ND	37.0	3.28	U
11104-28-2	Aroclor 1221	ND	37.0	3.71	U
11141-16-5	Aroclor 1232	ND	37.0	7.84	U
53469-21-9	Aroclor 1242	ND	37.0	4.99	U
11097-69-1	Aroclor 1254	ND	37.0	4.05	U
11096-82-5	Aroclor 1260	ND	37.0	6.84	U
37324-23-5	Aroclor 1262	ND	37.0	4.70	U
11100-14-4	Aroclor 1268	ND	37.0	3.83	U

Results Summary
Form 1
Polychlorinated Biphenyls by GC

Client	: Barton & Loguidice, P.C	Lab Number	: L1925676
Project Name	: AMPHENOL SUB SLAB SOIL	Project Number	: 1153.010.001
Lab ID	: L1925676-08	Date Collected	: 06/13/19 12:54
Client ID	: W25 061319	Date Received	: 06/13/19
Sample Location	: SIDNEY, NY	Date Analyzed	: 06/15/19 00:31
Sample Matrix	: SOIL	Date Extracted	: 06/14/19
Analytical Method	: 1,8082A	Dilution Factor	: 1
Lab File ID	: 12190614a-78	Analyst	: WR
Sample Amount	: 15.07 g	Instrument ID	: PEST12
Extraction Method	: EPA 3546	GC Column	: CLP-Pesticidell
Extract Volume	: 5000 uL	%Solids	: 90
GPC Cleanup	: N	Injection Volume	: 1 uL
Sulfur Cleanup	: Y		

		ug/Kg			
CAS NO.	Parameter	Results	RL	MDL	Qualifier
12672-29-6	Aroclor 1248	10.7	37.0	5.55	J
1336-36-3	PCBs, Total	10.7	37.0	3.28	J

Results Summary
Form 1
Polychlorinated Biphenyls by GC

Client	: Barton & Loguidice, P.C	Lab Number	: L1925676
Project Name	: AMPHENOL SUB SLAB SOIL	Project Number	: 1153.010.001
Lab ID	: L1925676-09D	Date Collected	: 06/13/19 12:58
Client ID	: W27 061319	Date Received	: 06/13/19
Sample Location	: SIDNEY, NY	Date Analyzed	: 06/17/19 16:09
Sample Matrix	: SOIL	Date Extracted	: 06/14/19
Analytical Method	: 1,8082A	Dilution Factor	: 20
Lab File ID	: 19190617a-21	Analyst	: WR
Sample Amount	: 15.47 g	Instrument ID	: PEST19
Extraction Method	: EPA 3546	GC Column	: CLP-Pesticide
Extract Volume	: 5000 uL	%Solids	: 89
GPC Cleanup	: N	Injection Volume	: 1 uL
Sulfur Cleanup	: Y		

		ug/Kg			
CAS NO.	Parameter	Results	RL	MDL	Qualifier
12674-11-2	Aroclor 1016	ND	725	64.4	U
11104-28-2	Aroclor 1221	ND	725	72.6	U
11141-16-5	Aroclor 1232	ND	725	154.	U
53469-21-9	Aroclor 1242	ND	725	97.7	U
12672-29-6	Aroclor 1248	5300	725	109.	
11097-69-1	Aroclor 1254	ND	725	79.3	U
11096-82-5	Aroclor 1260	ND	725	134.	U
37324-23-5	Aroclor 1262	ND	725	92.0	U
11100-14-4	Aroclor 1268	ND	725	75.1	U
1336-36-3	PCBs, Total	5300	725	64.4	

Results Summary
Form 1
Polychlorinated Biphenyls by GC

Client	: Barton & Loguidice, P.C	Lab Number	: L1925676
Project Name	: AMPHENOL SUB SLAB SOIL	Project Number	: 1153.010.001
Lab ID	: L1925676-10D	Date Collected	: 06/13/19 13:01
Client ID	: W29 061319	Date Received	: 06/13/19
Sample Location	: SIDNEY, NY	Date Analyzed	: 06/17/19 16:21
Sample Matrix	: SOIL	Date Extracted	: 06/14/19
Analytical Method	: 1,8082A	Dilution Factor	: 2000
Lab File ID	: 19190617a-22	Analyst	: WR
Sample Amount	: 15.6 g	Instrument ID	: PEST19
Extraction Method	: EPA 3546	GC Column	: CLP-Pesticide
Extract Volume	: 5000 uL	%Solids	: 82
GPC Cleanup	: N	Injection Volume	: 1 uL
Sulfur Cleanup	: Y		

		ug/Kg			
CAS NO.	Parameter	Results	RL	MDL	Qualifier
12674-11-2	Aroclor 1016	ND	77800	6910	U
11104-28-2	Aroclor 1221	ND	77800	7790	U
11141-16-5	Aroclor 1232	ND	77800	16500	U
12672-29-6	Aroclor 1248	ND	77800	11700	U
11097-69-1	Aroclor 1254	ND	77800	8510	U
11096-82-5	Aroclor 1260	ND	77800	14400	U
37324-23-5	Aroclor 1262	ND	77800	9880	U
11100-14-4	Aroclor 1268	ND	77800	8060	U

Results Summary
Form 1
Polychlorinated Biphenyls by GC

Client	: Barton & Loguidice, P.C	Lab Number	: L1925676
Project Name	: AMPHENOL SUB SLAB SOIL	Project Number	: 1153.010.001
Lab ID	: L1925676-10D	Date Collected	: 06/13/19 13:01
Client ID	: W29 061319	Date Received	: 06/13/19
Sample Location	: SIDNEY, NY	Date Analyzed	: 06/17/19 16:21
Sample Matrix	: SOIL	Date Extracted	: 06/14/19
Analytical Method	: 1,8082A	Dilution Factor	: 2000
Lab File ID	: 19190617a-22	Analyst	: WR
Sample Amount	: 15.6 g	Instrument ID	: PEST19
Extraction Method	: EPA 3546	GC Column	: CLP-PesticideII
Extract Volume	: 5000 uL	%Solids	: 82
GPC Cleanup	: N	Injection Volume	: 1 uL
Sulfur Cleanup	: Y		

		ug/Kg			
CAS NO.	Parameter	Results	RL	MDL	Qualifier
53469-21-9	Aroclor 1242	220000	77800	10500	
1336-36-3	PCBs, Total	220000	77800	6910	

ALPHA GEOSCIENCE

Geology

Hydrology

Remediation

Water Supply

Data Usability Summary Report
for Alpha Analytical Labs
SDG Number: L1925326

4 Soil Samples
Collected June 12, 2019

Prepared by: Donald Anné
December 12, 2019

The data package contained the documentation as required by NYSDEC ASP. The proper chain of custody procedures were followed by the samplers. All information appeared legible and complete. The data pack contained the results of PCB analyses for 4 soil samples.

The overall performances of the analyses are acceptable. Alpha Analytical Labs did fulfill the requirements of the analytical method.

The data are acceptable with some minor issues that are identified in the accompanying data validation review. There were no data were qualified as either rejected (R) or estimated (J); therefore, all are considered usable. Detailed information on data quality is included in the data validation review.

z:\projects\2019\19621-19640\19623-amphenol confirmation\l1925326.dus.docx

679 Plank Road • Clifton Park, New York 12065 • (518) 348-6995 • Fax (518) 348-6966
www.alphageoscience.com

ALPHA GEOSCIENCE

Geology
Hydrology
Remediation
Water Supply

QA/QC Review of 8082A PCB Data
for Alpha Analytical Labs
SDG Number: L1925326

4 Soil Samples
Collected June 12, 2019

Prepared by: Donald Anné
December 12, 2019

Holding Times: The samples were extracted and analyzed within USEPA SW-846 holding times.

Blanks: The analysis of the method blank reported target aroclors as not detected.

Surrogate Recovery: The surrogates for samples B2 60-62 041219, B3 60-62 041219, B4 60-62 041219, and B7 60-62 041219 were diluted beyond detection limits. No action is taken on surrogates diluted beyond detection limits.

Laboratory Control Sample: The relative percent differences for aroclor 1016 and aroclor 1260 were below the allowable maximums and percent recoveries were within QC limits for soil samples WG1247771-2/3.

Initial Calibration: The %RSDs were below the allowable maximum (20%) on both columns, as required.

Continuing Calibration: The average %Ds for aroclor 1016 and aroclor-1260 were below the allowable maximum (20%) for both columns, as required.

PCB Identification Summary: Checked aroclor results were within quantitation limits. The RPDs for dual column quantitation of detected aroclors in the soil samples were below the allowable maximum (25%), as required.

z:\projects\2019\19621-19640\19623-amphenol confirmation\l1925326.pcb.docx

679 Plank Road • Clifton Park, New York 12065 • (518) 348-6995 • Fax (518) 348-6966
www.alphageoscience.com

Surrogate Recovery Summary
Form 2
PCBs

Client: Barton & Loguidice, P.C
Project Name: AMPHENOL SUB SLAB SOIL

Lab Number: L1925326
Project Number: 1153.010.001
Matrix: Soil

GC Column 1: CLP-Pesticide
GC Column 2: CLP-PesticideII

CLIENT ID (LAB SAMPLE NO.)	TCX 1 %REC	TCX 2 %REC	DCB 1 %REC	DCB 2 %REC	OTHER (1)	OTHER (2)	TOT OUT
B2 60-62 041219 (L1925326-01D)	0* DL	0* DL	0* DL	0* DL			4
B3 60-62 041219 (L1925326-02D)	0* DL	0* DL	0* DL	0* DL			4
B4 60-62 041219 (L1925326-03D)	0* DL	0* DL	0* DL	0* DL			4
B7 60-62 041219 (L1925326-04D)	0* DL	0* DL	0* DL	0* DL			4
WG1247771-1BLANK	85	93	100	104			0
WG1247771-2LCS	83	90	95	105			0
WG1247771-3LCSD	85	89	96	103			0

QC LIMITS
(30-150) TCX = 2,4,5,6-TETRACHLORO-M-XYLENE
(30-150) DCBP = DECACHLOROBIPHENYL

* Values outside of QC limits
DL- Diluted beyond detection limits

FORM II NYTCL-8082

Results Summary
Form 1
Polychlorinated Biphenyls by GC

Client	: Barton & Loguidice, P.C	Lab Number	: L1925326
Project Name	: AMPHENOL SUB SLAB SOIL	Project Number	: 1153.010.001
Lab ID	: L1925326-01D	Date Collected	: 06/12/19 11:10
Client ID	: B2 60-62 041219	Date Received	: 06/12/19
Sample Location	: SIDNEY, NY	Date Analyzed	: 06/14/19 02:16
Sample Matrix	: SOIL	Date Extracted	: 06/13/19
Analytical Method	: 1,8082A	Dilution Factor	: 20000
Lab File ID	: 21190614a-21	Analyst	: HT
Sample Amount	: 5.21 g	Instrument ID	: PEST21
Extraction Method	: EPA 3546	GC Column	: CLP-Pesticide
Extract Volume	: 5000 uL	%Solids	: 57
GPC Cleanup	: N	Injection Volume	: 1 uL
Sulfur Cleanup	: Y		

		ug/Kg			
CAS NO.	Parameter	Results	RL	MDL	Qualifier
12674-11-2	Aroclor 1016	ND	3360000	298000	U
11104-28-2	Aroclor 1221	ND	3360000	336000	U
11141-16-5	Aroclor 1232	ND	3360000	711000	U
12672-29-6	Aroclor 1248	ND	3360000	503000	U
11097-69-1	Aroclor 1254	ND	3360000	367000	U
11096-82-5	Aroclor 1260	ND	3360000	620000	U
37324-23-5	Aroclor 1262	ND	3360000	426000	U
11100-14-4	Aroclor 1268	ND	3360000	348000	U

Results Summary
Form 1
Polychlorinated Biphenyls by GC

Client	: Barton & Loguidice, P.C	Lab Number	: L1925326
Project Name	: AMPHENOL SUB SLAB SOIL	Project Number	: 1153.010.001
Lab ID	: L1925326-01D	Date Collected	: 06/12/19 11:10
Client ID	: B2 60-62 041219	Date Received	: 06/12/19
Sample Location	: SIDNEY, NY	Date Analyzed	: 06/14/19 02:16
Sample Matrix	: SOIL	Date Extracted	: 06/13/19
Analytical Method	: 1,8082A	Dilution Factor	: 20000
Lab File ID	: 21190614a-21	Analyst	: HT
Sample Amount	: 5.21 g	Instrument ID	: PEST21
Extraction Method	: EPA 3546	GC Column	: CLP-Pesticidell
Extract Volume	: 5000 uL	%Solids	: 57
GPC Cleanup	: N	Injection Volume	: 1 uL
Sulfur Cleanup	: Y		

CAS NO.	Parameter	ug/Kg Results	RL	MDL	Qualifier
53469-21-9	Aroclor 1242	26500000	3360000	452000	
1336-36-3	PCBs, Total	26500000	3360000	298000	

Results Summary
Form 1
Polychlorinated Biphenyls by GC

Client	: Barton & Loguidice, P.C	Lab Number	: L1925326
Project Name	: AMPHENOL SUB SLAB SOIL	Project Number	: 1153.010.001
Lab ID	: L1925326-02D	Date Collected	: 06/12/19 11:12
Client ID	: B3 60-62 041219	Date Received	: 06/12/19
Sample Location	: SIDNEY, NY	Date Analyzed	: 06/14/19 01:04
Sample Matrix	: SOIL	Date Extracted	: 06/13/19
Analytical Method	: 1,8082A	Dilution Factor	: 500
Lab File ID	: P7190613a-65	Analyst	: WR
Sample Amount	: 5.6 g	Instrument ID	: PEST7
Extraction Method	: EPA 3546	GC Column	: CLP-Pesticide
Extract Volume	: 5000 uL	%Solids	: 54
GPC Cleanup	: N	Injection Volume	: 1 uL
Sulfur Cleanup	: Y		

CAS NO.	Parameter	ug/Kg Results	RL	MDL	Qualifier
12674-11-2	Aroclor 1016	ND	82700	7340	U
11104-28-2	Aroclor 1221	ND	82700	8280	U
11141-16-5	Aroclor 1232	ND	82700	17500	U
12672-29-6	Aroclor 1248	ND	82700	12400	U
11097-69-1	Aroclor 1254	ND	82700	9040	U
37324-23-5	Aroclor 1262	ND	82700	10500	U
11100-14-4	Aroclor 1268	ND	82700	8560	U

Results Summary
Form 1
Polychlorinated Biphenyls by GC

Client	: Barton & Loguidice, P.C	Lab Number	: L1925326
Project Name	: AMPHENOL SUB SLAB SOIL	Project Number	: 1153.010.001
Lab ID	: L1925326-02D	Date Collected	: 06/12/19 11:12
Client ID	: B3 60-62 041219	Date Received	: 06/12/19
Sample Location	: SIDNEY, NY	Date Analyzed	: 06/14/19 01:04
Sample Matrix	: SOIL	Date Extracted	: 06/13/19
Analytical Method	: 1,8082A	Dilution Factor	: 500
Lab File ID	: P7190613a-65	Analyst	: WR
Sample Amount	: 5.6 g	Instrument ID	: PEST7
Extraction Method	: EPA 3546	GC Column	: CLP-PesticideII
Extract Volume	: 5000 uL	%Solids	: 54
GPC Cleanup	: N	Injection Volume	: 1 uL
Sulfur Cleanup	: Y		

		ug/Kg			
CAS NO.	Parameter	Results	RL	MDL	Qualifier
53469-21-9	Aroclor 1242	690000	82700	11100	
11096-82-5	Aroclor 1260	45800	82700	15300	J
1336-36-3	PCBs, Total	736000	82700	7340	J

Results Summary
Form 1
Polychlorinated Biphenyls by GC

Client	: Barton & Loguidice, P.C	Lab Number	: L1925326
Project Name	: AMPHENOL SUB SLAB SOIL	Project Number	: 1153.010.001
Lab ID	: L1925326-03D	Date Collected	: 06/12/19 11:14
Client ID	: B4 60-62 041219	Date Received	: 06/12/19
Sample Location	: SIDNEY, NY	Date Analyzed	: 06/14/19 02:28
Sample Matrix	: SOIL	Date Extracted	: 06/13/19
Analytical Method	: 1,8082A	Dilution Factor	: 20000
Lab File ID	: 21190614a-22	Analyst	: HT
Sample Amount	: 5.23 g	Instrument ID	: PEST21
Extraction Method	: EPA 3546	GC Column	: CLP-Pesticide
Extract Volume	: 5000 uL	%Solids	: 54
GPC Cleanup	: N	Injection Volume	: 1 uL
Sulfur Cleanup	: Y		

CAS NO.	Parameter	ug/Kg Results	RL	MDL	Qualifier
12674-11-2	Aroclor 1016	ND	3540000	314000	U
11104-28-2	Aroclor 1221	ND	3540000	355000	U
11141-16-5	Aroclor 1232	ND	3540000	751000	U
53469-21-9	Aroclor 1242	ND	3540000	477000	U
11097-69-1	Aroclor 1254	ND	3540000	387000	U
11096-82-5	Aroclor 1260	ND	3540000	654000	U
37324-23-5	Aroclor 1262	ND	3540000	450000	U
11100-14-4	Aroclor 1268	ND	3540000	367000	U

Results Summary
Form 1
Polychlorinated Biphenyls by GC

Client	: Barton & Loguidice, P.C	Lab Number	: L1925326
Project Name	: AMPHENOL SUB SLAB SOIL	Project Number	: 1153.010.001
Lab ID	: L1925326-03D	Date Collected	: 06/12/19 11:14
Client ID	: B4 60-62 041219	Date Received	: 06/12/19
Sample Location	: SIDNEY, NY	Date Analyzed	: 06/14/19 02:28
Sample Matrix	: SOIL	Date Extracted	: 06/13/19
Analytical Method	: 1,8082A	Dilution Factor	: 20000
Lab File ID	: 21190614a-22	Analyst	: HT
Sample Amount	: 5.23 g	Instrument ID	: PEST21
Extraction Method	: EPA 3546	GC Column	: CLP-PesticideII
Extract Volume	: 5000 uL	%Solids	: 54
GPC Cleanup	: N	Injection Volume	: 1 uL
Sulfur Cleanup	: Y		

CAS NO.	Parameter	ug/Kg Results	RL	MDL	Qualifier
12672-29-6	Aroclor 1248	43300000	3540000	531000	
1336-36-3	PCBs, Total	43300000	3540000	314000	

Results Summary
Form 1
Polychlorinated Biphenyls by GC

Client	: Barton & Loguidice, P.C	Lab Number	: L1925326
Project Name	: AMPHENOL SUB SLAB SOIL	Project Number	: 1153.010.001
Lab ID	: L1925326-04D	Date Collected	: 06/12/19 11:16
Client ID	: B7 60-62 041219	Date Received	: 06/12/19
Sample Location	: SIDNEY, NY	Date Analyzed	: 06/14/19 01:17
Sample Matrix	: SOIL	Date Extracted	: 06/13/19
Analytical Method	: 1,8082A	Dilution Factor	: 500
Lab File ID	: P7190613a-66	Analyst	: WR
Sample Amount	: 5.4 g	Instrument ID	: PEST7
Extraction Method	: EPA 3546	GC Column	: CLP-Pesticide
Extract Volume	: 5000 uL	%Solids	: 78
GPC Cleanup	: N	Injection Volume	: 1 uL
Sulfur Cleanup	: Y		

CAS NO.	Parameter	ug/Kg Results	RL	MDL	Qualifier
12674-11-2	Aroclor 1016	ND	59700	5300	U
11104-28-2	Aroclor 1221	ND	59700	5980	U
11141-16-5	Aroclor 1232	ND	59700	12700	U
12672-29-6	Aroclor 1248	ND	59700	8960	U
11097-69-1	Aroclor 1254	ND	59700	6540	U
37324-23-5	Aroclor 1262	ND	59700	7590	U
11100-14-4	Aroclor 1268	ND	59700	6190	U

Results Summary
Form 1
Polychlorinated Biphenyls by GC

Client	: Barton & Loguidice, P.C	Lab Number	: L1925326
Project Name	: AMPHENOL SUB SLAB SOIL	Project Number	: 1153.010.001
Lab ID	: L1925326-04D	Date Collected	: 06/12/19 11:16
Client ID	: B7 60-62 041219	Date Received	: 06/12/19
Sample Location	: SIDNEY, NY	Date Analyzed	: 06/14/19 01:17
Sample Matrix	: SOIL	Date Extracted	: 06/13/19
Analytical Method	: 1,8082A	Dilution Factor	: 500
Lab File ID	: P7190613a-66	Analyst	: WR
Sample Amount	: 5.4 g	Instrument ID	: PEST7
Extraction Method	: EPA 3546	GC Column	: CLP-PesticideII
Extract Volume	: 5000 uL	%Solids	: 78
GPC Cleanup	: N	Injection Volume	: 1 uL
Sulfur Cleanup	: Y		

		ug/Kg			
CAS NO.	Parameter	Results	RL	MDL	Qualifier
53469-21-9	Aroclor 1242	357000	59700	8050	
11096-82-5	Aroclor 1260	28500	59700	11000	J
1336-36-3	PCBs, Total	386000	59700	5300	J

ALPHA GEOSCIENCE

Geology

Hydrology

Remediation

Water Supply

Data Usability Summary Report
for Alpha Analytical Labs
SDG Number: L1925925

4 Soil Samples
Collected June 14, 2019

Prepared by: Donald Anné
December 12, 2019

The data package contained the documentation as required by NYSDEC ASP. The proper chain of custody procedures were followed by the samplers. All information appeared legible and complete. The data pack contained the results of PCB analyses for 4 soil samples.

The overall performances of the analyses are acceptable. Alpha Analytical Labs did fulfill the requirements of the analytical method.

The data are acceptable with some minor issues that are identified in the accompanying data validation review. The following data were qualified:

- The positive PCB result for aroclor 1254 was qualified as "estimated, biased high" (J+) in sample BC 60-62 061419 because RPD for the dual column quantitation of aroclor 1254 was above the allowable maximum, but not above 70% and the higher result was reported in the sample.

All are considered usable with estimated (J+) data associated with a higher level of quantitative uncertainty. Detailed information on data quality is included in the data validation review.

z:\projects\2019\19621-19640\19623-amphenol confirmation\l1925925.dus.docx

679 Plank Road • Clifton Park, New York 12065 • (518) 348-6995 • Fax (518) 348-6966
www.alphageoscience.com

ALPHA GEOSCIENCE

Geology

Hydrology

Remediation

Water Supply

QA/QC Review of 8082A PCB Data
for Alpha Analytical Labs
SDG Number: L1925925

4 Soil Samples
Collected June 14, 2019

Prepared by: Donald Anné
December 12, 2019

Holding Times: The samples were extracted and analyzed within USEPA SW-846 holding times.

Blanks: Method blank WG1248910-1BLANK contained a trace of aroclor 1242 (82.0 ug/kg). Positive results for aroclor 1242 that are less than 5 times the method blank level should be reported as not detected (U) in associated samples.

Surrogate Recovery: The surrogates for samples BC 60-62 061419 and W26 061419 were diluted beyond detection limits. No action is taken on surrogates diluted beyond detection limits.

Laboratory Control Sample: The relative percent differences for aroclor 1016 and aroclor 1260 were below the allowable maximums and percent recoveries were within QC limits for soil samples WG1248910-2/3 and WG1249194-2/3.

Initial Calibration: The %RSDs were below the allowable maximum (20%) on both columns, as required.

Continuing Calibration: The average %Ds for aroclor 1016 and aroclor-1260 were below the allowable maximum (20%) for both columns, as required.

PCB Identification Summary: Checked surrogate and aroclor results were within quantitation limits. The RPD for dual column quantitation of aroclor 1254 in sample BC 60-62 061419 was above the allowable maximum (25%), but not above 70% and the higher result was reported. The positive result for aroclor 1254 in sample BC 60-62 061419 should be considered estimated, biased high (J+).

z:\projects\2019\19621-19640\19623-amphenol confirmation\l1925925.pcb.docx

679 Plank Road • Clifton Park, New York 12065 • (518) 348-6995 • Fax (518) 348-6966
www.alphageoscience.com

Surrogate Recovery Summary
Form 2
PCBs

Client: Barton & Loguidice, P.C
Project Name: AMPHENOL SUB SLAB SOIL

Lab Number: L1925925
Project Number: 1153.010.001
Matrix: Soil

GC Column 1: CLP-Pesticide
GC Column 2: CLP-PesticideII

CLIENT ID (LAB SAMPLE NO.)	TCX 1 %REC	TCX 2 %REC	DCB 1 %REC	DCB 2 %REC	OTHER (1)	OTHER (2)	TOT OUT
BC 60-62 061419 (L1925925-01D)	0* DL	0* DL	0* DL	0* DL			4
W24 061419 (L1925925-02)	72	72	61	68			0
W26 061419 (L1925925-03D)	0* DL	0* DL	0* DL	0* DL			4
W28 061419 (L1925925-04)	58	58	52	57			0
WG1248910-1BLANK	90	88	87	95			0
WG1248910-2LCS	97	96	106	111			0
WG1248910-3LCSD	101	101	109	116			0
WG1249194-1BLANK	89	91	82	94			0
WG1249194-2LCS	82	81	77	85			0
WG1249194-3LCSD	80	79	76	84			0

QC LIMITS
(30-150) TCX = 2,4,5,6-TETRACHLORO-M-XYLENE
(30-150) DCBP = DECACHLOROBIPHENYL

* Values outside of QC limits

DL - Diluted beyond detection limits

FORM II NYTCL-8082

Results Summary
Form 1
Polychlorinated Biphenyls by GC

Client	: Barton & Loguidice, P.C	Lab Number	: L1925925
Project Name	: AMPHENOL SUB SLAB SOIL	Project Number	: 1153.010.001
Lab ID	: WG1248910-1	Date Collected	: NA
Client ID	: WG1248910-1BLANK	Date Received	: NA
Sample Location	:	Date Analyzed	: 06/17/19 08:19
Sample Matrix	: SOIL	Date Extracted	: 06/15/19
Analytical Method	: 1,8082A	Dilution Factor	: 1
Lab File ID	: 21190616a-10	Analyst	: KEG
Sample Amount	: 5.31 g	Instrument ID	: PEST21
Extraction Method	: EPA 3546	GC Column	: CLP-Pesticide
Extract Volume	: 5000 uL	%Solids	: NA
GPC Cleanup	: N	Injection Volume	: 1 uL
Sulfur Cleanup	: Y		

		ug/Kg			
CAS NO.	Parameter	Results	RL	MDL	Qualifier
12674-11-2	Aroclor 1016	ND	94.2	8.36	U
11104-28-2	Aroclor 1221	ND	94.2	9.44	U
11141-16-5	Aroclor 1232	ND	94.2	20.0	U
53469-21-9	Aroclor 1242	82.0	94.2	12.7	J
12672-29-6	Aroclor 1248	ND	94.2	14.1	U
11097-69-1	Aroclor 1254	ND	94.2	10.3	U
11096-82-5	Aroclor 1260	ND	94.2	17.4	U
37324-23-5	Aroclor 1262	ND	94.2	12.0	U
11100-14-4	Aroclor 1268	ND	94.2	9.76	U
1336-36-3	PCBs, Total	82.0	94.2	8.36	J

Identification Summary
Form 10
PCBs

Client	: Barton & Loguidice, P.C	Lab Number	: L1925925
Project Name	: AMPHENOL SUB SLAB SOIL	Project Number	: 1153.010.001
Lab Sample ID	: L1925925-01D		
Client ID	: BC 60-62 061419		
Date Analyzed (1)	: 06/16/19 21:13	Date Analyzed (2)	: 06/16/19 21:13
Instrument ID (1)	: PEST21	Instrument ID (2)	: PEST21
GC Column (1)	: CLP-Pesticide	GC Column (2)	: CLP-PesticideII

Analyte	Peak	RT	RT Window From	RT Window To	Concentration	Mean Concentration	%RPD
AROCLOR 1254	1	4.28	-0.05	0.05	4740000		
	2	4.50	-0.05	0.05	5270000		
COLUMN 1	3	4.79	-0.05	0.05	4280000		
	4	5.13	-0.05	0.05	2120000		
	5	5.33	-0.05	0.05	1450000	3570000J	70
	1	4.89	-0.05	0.05	23000000		
	2	5.02	-0.05	0.05	4620000		
COLUMN 2	3	5.37	-0.05	0.05	4730000		
	4	5.53	-0.05	0.05	3560000		
	5	5.91	-0.05	0.05	1240000	7440000	NC
AROCLOR 1242	1	2.93	-0.05	0.05	6500000		
	2	3.20	-0.05	0.05	20600000		
COLUMN 1	3	3.53	-0.05	0.05	20000000		
	4	3.98	-0.05	0.05	16700000		
	5	4.32	-0.05	0.05	27300000	18200000	
	1	3.34	-0.05	0.05	6240000		
	2	3.69	-0.05	0.05	21200000		
COLUMN 2	3	4.05	-0.05	0.05	22800000		
	4	4.55	-0.05	0.05	13900000		
	5	4.85	-0.05	0.05	32500000	19300000	6

Results Summary
Form 1
Polychlorinated Biphenyls by GC

Client	: Barton & Loguidice, P.C	Lab Number	: L1925925
Project Name	: AMPHENOL SUB SLAB SOIL	Project Number	: 1153.010.001
Lab ID	: L1925925-01D	Date Collected	: 06/14/19 10:45
Client ID	: BC 60-62 061419	Date Received	: 06/14/19
Sample Location	: 1153.010.001	Date Analyzed	: 06/16/19 21:13
Sample Matrix	: SOIL	Date Extracted	: 06/15/19
Analytical Method	: 1,8082A	Dilution Factor	: 40000
Lab File ID	: 21190616a-09	Analyst	: KEG
Sample Amount	: 5.28 g	Instrument ID	: PEST21
Extraction Method	: EPA 3546	GC Column	: CLP-Pesticide
Extract Volume	: 5000 uL	%Solids	: 84
GPC Cleanup	: N	Injection Volume	: 1 uL
Sulfur Cleanup	: Y		

		ug/Kg			
CAS NO.	Parameter	Results	RL	MDL	Qualifier
12674-11-2	Aroclor 1016	ND	4490000	398000	U
11104-28-2	Aroclor 1221	ND	4490000	450000	U
11141-16-5	Aroclor 1232	ND	4490000	951000	U
12672-29-6	Aroclor 1248	ND	4490000	673000	U
11096-82-5	Aroclor 1260	ND	4490000	829000	U
37324-23-5	Aroclor 1262	ND	4490000	570000	U
11100-14-4	Aroclor 1268	ND	4490000	465000	U

Results Summary
Form 1
Polychlorinated Biphenyls by GC

Client	: Barton & Loguidice, P.C	Lab Number	: L1925925
Project Name	: AMPHENOL SUB SLAB SOIL	Project Number	: 1153.010.001
Lab ID	: L1925925-01D	Date Collected	: 06/14/19 10:45
Client ID	: BC 60-62 061419	Date Received	: 06/14/19
Sample Location	: 1153.010.001	Date Analyzed	: 06/16/19 21:13
Sample Matrix	: SOIL	Date Extracted	: 06/15/19
Analytical Method	: 1,8082A	Dilution Factor	: 40000
Lab File ID	: 21190616a-09	Analyst	: KEG
Sample Amount	: 5.28 g	Instrument ID	: PEST21
Extraction Method	: EPA 3546	GC Column	: CLP-PesticideII
Extract Volume	: 5000 uL	%Solids	: 84
GPC Cleanup	: N	Injection Volume	: 1 uL
Sulfur Cleanup	: Y		

		ug/Kg			
CAS NO.	Parameter	Results	RL	MDL	Qualifier
53469-21-9	Aroclor 1242	19300000	4490000	605000	
11097-69-1	Aroclor 1254	7440000	4490000	491000	P J+
1336-36-3	PCBs, Total	26700000	4490000	398000	

Results Summary
Form 1
Polychlorinated Biphenyls by GC

Client	: Barton & Loguidice, P.C	Lab Number	: L1925925
Project Name	: AMPHENOL SUB SLAB SOIL	Project Number	: 1153.010.001
Lab ID	: L1925925-02	Date Collected	: 06/14/19 10:46
Client ID	: W24 061419	Date Received	: 06/14/19
Sample Location	: 1153.010.001	Date Analyzed	: 06/17/19 17:03
Sample Matrix	: SOIL	Date Extracted	: 06/17/19
Analytical Method	: 1,8082A	Dilution Factor	: 1
Lab File ID	: 21190617a-12	Analyst	: KEG
Sample Amount	: 15.11 g	Instrument ID	: PEST21
Extraction Method	: EPA 3546	GC Column	: CLP-Pesticide
Extract Volume	: 5000 uL	%Solids	: 94
GPC Cleanup	: N	Injection Volume	: 1 uL
Sulfur Cleanup	: Y		

		ug/Kg			
CAS NO.	Parameter	Results	RL	MDL	Qualifier
12674-11-2	Aroclor 1016	ND	35.0	3.11	U
11104-28-2	Aroclor 1221	ND	35.0	3.51	U
11141-16-5	Aroclor 1232	ND	35.0	7.43	U
12672-29-6	Aroclor 1248	ND	35.0	5.26	U
11097-69-1	Aroclor 1254	ND	35.0	3.83	U
11096-82-5	Aroclor 1260	ND	35.0	6.48	U
37324-23-5	Aroclor 1262	ND	35.0	4.45	U
11100-14-4	Aroclor 1268	ND	35.0	3.63	U

Results Summary
Form 1
Polychlorinated Biphenyls by GC

Client	: Barton & Loguidice, P.C	Lab Number	: L1925925
Project Name	: AMPHENOL SUB SLAB SOIL	Project Number	: 1153.010.001
Lab ID	: L1925925-02	Date Collected	: 06/14/19 10:46
Client ID	: W24 061419	Date Received	: 06/14/19
Sample Location	: 1153.010.001	Date Analyzed	: 06/17/19 17:03
Sample Matrix	: SOIL	Date Extracted	: 06/17/19
Analytical Method	: 1,8082A	Dilution Factor	: 1
Lab File ID	: 21190617a-12	Analyst	: KEG
Sample Amount	: 15.11 g	Instrument ID	: PEST21
Extraction Method	: EPA 3546	GC Column	: CLP-PesticideII
Extract Volume	: 5000 uL	%Solids	: 94
GPC Cleanup	: N	Injection Volume	: 1 uL
Sulfur Cleanup	: Y		

		ug/Kg			
CAS NO.	Parameter	Results	RL	MDL	Qualifier
53469-21-9	Aroclor 1242	533	35.0	4.72	
1336-36-3	PCBs, Total	533	35.0	3.11	

Results Summary
Form 1
Polychlorinated Biphenyls by GC

Client	: Barton & Loguidice, P.C	Lab Number	: L1925925
Project Name	: AMPHENOL SUB SLAB SOIL	Project Number	: 1153.010.001
Lab ID	: L1925925-03D	Date Collected	: 06/14/19 10:48
Client ID	: W26 061419	Date Received	: 06/14/19
Sample Location	: 1153.010.001	Date Analyzed	: 06/17/19 17:46
Sample Matrix	: SOIL	Date Extracted	: 06/17/19
Analytical Method	: 1,8082A	Dilution Factor	: 50
Lab File ID	: 21190617a-15	Analyst	: KEG
Sample Amount	: 15.37 g	Instrument ID	: PEST21
Extraction Method	: EPA 3546	GC Column	: CLP-Pesticide
Extract Volume	: 5000 uL	%Solids	: 70
GPC Cleanup	: N	Injection Volume	: 1 uL
Sulfur Cleanup	: Y		

		ug/Kg			
CAS NO.	Parameter	Results	RL	MDL	Qualifier
12674-11-2	Aroclor 1016	ND	2320	206.	U
11104-28-2	Aroclor 1221	ND	2320	232.	U
11141-16-5	Aroclor 1232	ND	2320	491.	U
12672-29-6	Aroclor 1248	ND	2320	348.	U
11096-82-5	Aroclor 1260	ND	2320	428.	U
37324-23-5	Aroclor 1262	ND	2320	294.	U
11100-14-4	Aroclor 1268	ND	2320	240.	U

Results Summary
Form 1
Polychlorinated Biphenyls by GC

Client	: Barton & Loguidice, P.C	Lab Number	: L1925925
Project Name	: AMPHENOL SUB SLAB SOIL	Project Number	: 1153.010.001
Lab ID	: L1925925-03D	Date Collected	: 06/14/19 10:48
Client ID	: W26 061419	Date Received	: 06/14/19
Sample Location	: 1153.010.001	Date Analyzed	: 06/17/19 17:46
Sample Matrix	: SOIL	Date Extracted	: 06/17/19
Analytical Method	: 1,8082A	Dilution Factor	: 50
Lab File ID	: 21190617a-15	Analyst	: KEG
Sample Amount	: 15.37 g	Instrument ID	: PEST21
Extraction Method	: EPA 3546	GC Column	: CLP-PesticideII
Extract Volume	: 5000 uL	%Solids	: 70
GPC Cleanup	: N	Injection Volume	: 1 uL
Sulfur Cleanup	: Y		

		ug/Kg			
CAS NO.	Parameter	Results	RL	MDL	Qualifier
53469-21-9	Aroclor 1242	7600	2320	312.	
11097-69-1	Aroclor 1254	1670	2320	253.	J
1336-36-3	PCBs, Total	9270	2320	206.	J

Results Summary
Form 1
Polychlorinated Biphenyls by GC

Client	: Barton & Loguidice, P.C	Lab Number	: L1925925
Project Name	: AMPHENOL SUB SLAB SOIL	Project Number	: 1153.010.001
Lab ID	: L1925925-04	Date Collected	: 06/14/19 10:52
Client ID	: W28 061419	Date Received	: 06/14/19
Sample Location	: 1153.010.001	Date Analyzed	: 06/17/19 17:28
Sample Matrix	: SOIL	Date Extracted	: 06/17/19
Analytical Method	: 1,8082A	Dilution Factor	: 1
Lab File ID	: 21190617a-14	Analyst	: WR
Sample Amount	: 15.34 g	Instrument ID	: PEST21
Extraction Method	: EPA 3546	GC Column	: CLP-Pesticide
Extract Volume	: 5000 uL	%Solids	: 82
GPC Cleanup	: N	Injection Volume	: 1 uL
Sulfur Cleanup	: Y		

		ug/Kg			
CAS NO.	Parameter	Results	RL	MDL	Qualifier
12674-11-2	Aroclor 1016	ND	39.6	3.51	U
11104-28-2	Aroclor 1221	ND	39.6	3.96	U
11141-16-5	Aroclor 1232	ND	39.6	8.38	U
12672-29-6	Aroclor 1248	ND	39.6	5.93	U
11097-69-1	Aroclor 1254	ND	39.6	4.33	U
11096-82-5	Aroclor 1260	ND	39.6	7.31	U
37324-23-5	Aroclor 1262	ND	39.6	5.02	U
11100-14-4	Aroclor 1268	ND	39.6	4.10	U

Results Summary
Form 1
Polychlorinated Biphenyls by GC

Client	: Barton & Loguidice, P.C	Lab Number	: L1925925
Project Name	: AMPHENOL SUB SLAB SOIL	Project Number	: 1153.010.001
Lab ID	: L1925925-04	Date Collected	: 06/14/19 10:52
Client ID	: W28 061419	Date Received	: 06/14/19
Sample Location	: 1153.010.001	Date Analyzed	: 06/17/19 17:28
Sample Matrix	: SOIL	Date Extracted	: 06/17/19
Analytical Method	: 1,8082A	Dilution Factor	: 1
Lab File ID	: 21190617a-14	Analyst	: WR
Sample Amount	: 15.34 g	Instrument ID	: PEST21
Extraction Method	: EPA 3546	GC Column	: CLP-PesticideII
Extract Volume	: 5000 uL	%Solids	: 82
GPC Cleanup	: N	Injection Volume	: 1 uL
Sulfur Cleanup	: Y		

		ug/Kg			
CAS NO.	Parameter	Results	RL	MDL	Qualifier
53469-21-9	Aroclor 1242	473	39.6	5.33	
1336-36-3	PCBs, Total	473	39.6	3.51	

ALPHA GEOSCIENCE

Geology
Hydrology
Remediation
Water Supply

Data Usability Summary Report
for Alpha Analytical Labs
SDG Number: L1928836

16 Soil Samples and 1 Field Duplicate
Collected July 1, 2019

Prepared by: Donald Anné
December 12, 2019

The data package contained the documentation as required by NYSDEC ASP. The proper chain of custody procedures were followed by the samplers. All information appeared legible and complete. The data pack contained the results of PCB analyses for 16 soil samples and 1 field duplicate.

The overall performances of the analyses are acceptable. Alpha Analytical Labs did fulfill the requirements of the analytical methods.

The data are mostly acceptable with some issues that are identified in the accompanying data validation reviews. The following data were qualified:

- The positive PCB result for aroclor 1248 was qualified as estimated (J) in sample B2-3 96-98 070119 because sample B2-3 96-98 070119 contained a significant concentration of aroclor 1248 and DUPE 070119 reported aroclor 1248 as not detected.

- The positive PCB result for aroclor 1242 was qualified as estimated (J) in DUPE 070119 because DUPE 070119 contained a significant concentration of aroclor 1242 and sample B2-3 96-98 070119 reported aroclor 1242 as not detected.

- The positive PCB result for aroclor 1260 was qualified as "estimated, biased high" (J+) in sample B6-7 108-110 070119 because RPD for the dual column quantitation of aroclor 1260 was above the allowable maximum, but not above 70% and the higher result was reported in the sample.

All data are considered usable with estimated (J or J+) data associated with a higher level of quantitative uncertainty. Detailed information on data quality is included in the data validation reviews.

z:\projects\2019\19621-19640\19623-amphenol confirmation\l1928836.dus.docx

679 Plank Road • Clifton Park, New York 12065 • (518) 348-6995 • Fax (518) 348-6966
www.alphageoscience.com

ALPHA GEOSCIENCE

Geology

Hydrology

Remediation

Water Supply

QA/QC Review of 8082A PCB Data
for Alpha Analytical Labs
SDG Number: L1928836

16 Soil Samples and 1 Field Duplicate
Collected July 1, 2019

Prepared by: Donald Anné
December 12, 2019

Holding Times: The samples were extracted and analyzed within USEPA SW-846 holding times.

Blanks: The analyses of the method blanks reported target aroclors as not detected.

Surrogate Recovery: One of two surrogate recoveries for samples B2-3 84-86 070119 and B2-3 108-110 070119 was below QC limits on one column. No action is taken on one surrogate recovery on one column outside QC limits, provided the recovery is not less than 10%.

The surrogates for the following samples were diluted beyond detection limits. No action is taken on surrogates diluted beyond detection limits.

B6-7 72-74 070119	B6-7 84-86 07119	B6-7 96-98 070119	B6-7 132-134 070119
B2-3 72-74 070119	B2-3 96-98 070119	B2-3 108-110 070119	DUPE 1 070119

Matrix Spike/Matrix Spike Duplicate: The relative percent differences for aroclor 1016 and aroclor 1260 were below the allowable maximum and the percent recoveries were within QC limits for soil MS/MSD sample B3-4 120-122 070119.

Laboratory Control Sample: The relative percent differences for aroclor 1016 and aroclor 1260 were below the allowable maximums and percent recoveries were within QC limits for soil samples WG1255553-2/3.

Field Duplicates: There was a significant (greater than 5x the RL) concentration of aroclor 1248 in sample B2-3 96-98 070119, but not DUPE 070119 (attached table). There was significant concentration for aroclor 1242 in DUPE 070119 but not sample B2-3 96-98 070119 (attached table). Positive results for aroclor 1248 in sample B2-3 96-98 070119 and aroclor-1242 in DUPE 070119 should be considered estimated (J).

Initial Calibration: The %RSDs were below the allowable maximum (20%) on both columns, as required.

679 Plank Road • Clifton Park, New York 12065 • (518) 348-6995 • Fax (518) 348-6966
www.alphageoscience.com

Continuing Calibration: The average %Ds for aroclor 1016 and aroclor-1260 were below the allowable maximum (20%) for both columns, as required.

PCB Identification Summary: Checked surrogates and aroclor results were within quantitation limits. The RPD for dual column quantitation of aroclor 1260 in sample B6-7 108-110 070119 was above the allowable maximum (25%), but not above 70% and the higher result was reported. The positive result for aroclor 1260 should be considered estimated, biased high (J+) in sample B6-7 108-110 070119.

Surrogate Recovery Summary
Form 2
PCBs

Client: Barton & Loguidice, P.C
Project Name: AMPHENOL

Lab Number: L1928836
Project Number: 1153.010.001
Matrix: Soil

GC Column 1: CLP-Pesticide
GC Column 2: CLP-PesticideII

CLIENT ID (LAB SAMPLE NO.)	TCX 1 %REC	TCX 2 %REC	DCB 1 %REC	DCB 2 %REC	OTHER (1)	OTHER (2)	TOT OUT
B6-7 72-74 070119 (L1928836-01D)	0* DL	0* DL	0* DL	0* DL			4
B6-7 84-86 070119 (L1928836-02D)	0* DL	0* DL	0* DL	0* DL			4
B6-7 96-98 070119 (L1928836-03D)	0* DL	0* DL	0* DL	0* DL			4
B6-7 108-110 070119 (L1928836-04)	52	52	55	65			0
B6-7 120-122 070119 (L1928836-05)	37	37	39	46			0
B6-7 132-134 070119 (L1928836-06D)	0* DL	0* DL	0* DL	0* DL			4
B2-3 72-74 070119 (L1928836-07D)	0* DL	0* DL	0* DL	0* DL			4
B2-3 84-86 070119 (L1928836-08)	56	56	26*	36			1
B2-3 96-98 070119 (L1928836-09D)	0* DL	0* DL	0* DL	0* DL			4
B2-3 108-110 070119 (L1928836-10D)	0* DL	0* DL	0* DL	0* DL			4
B2-3 120-122 070119 (L1928836-11)	54	54	27*	36			1
B3-4 72-74 070119 (L1928836-12)	60	59	35	43			0
B3-4 84-86 070119 (L1928836-13)	55	55	35	42			0
B3-4 96-98 070119 (L1928836-14)	55	55	41	46			0
B3-4 108-110 070119 (L1928836-15)	60	58	41	46			0
B3-4 120-122 070119 (L1928836-16)	67	58	84	92			0
DUPE 070119 070119 (L1928836-17D)	0* DL	0* DL	0*	0* DL			4
WG1255553-1BLANK	74	66	75	68			0
WG1255553-2LCS	62	53	60	57			0
WG1255553-3LCSD	70	62	64	62			0
B3-4 120-122 070119MS	70	61	80	96			0
B3-4 120-122 070119MSD	67	55	77	85			0

QC LIMITS
(30-150) TCX = 2,4,5,6-TETRACHLORO-M-XYLENE
(30-150) DCBP = DECACHLOROBIPHENYL

*** Values outside of QC limits**

DL - Diluted beyond detection limits

FORM II NYTCL-8082

Identification Summary
Form 10
PCBs

Client	: Barton & Loguidice, P.C	Lab Number	: L1928836
Project Name	: AMPHENOL	Project Number	: 1153.010.001
Lab Sample ID	: L1928836-04		
Client ID	: B6-7 108-110 070119		
Date Analyzed (1)	: 07/02/19 17:28	Date Analyzed (2)	: 07/02/19 17:28
Instrument ID (1)	: PEST16	Instrument ID (2)	: PEST16
GC Column (1)	: CLP-Pesticide	GC Column (2)	: CLP-PesticideII

Analyte	Peak	RT	RT Window From	RT Window To	Concentration	Mean Concentration	%RPD
AROCLOR 1260	1	4.95	4.89	4.99	33.3		
	2	5.16	5.10	5.20	36.1		
COLUMN 1	3	5.63	5.56	5.66	22.2		
	4	5.84	5.77	5.87	19.6		
	5	6.04	5.97	6.07	23.5	26.9	40
	1	5.33	5.27	5.37	53.1		
	2	5.48	5.42	5.52	37.2		
COLUMN 2	3	6.01	5.95	6.05	28.8		
	4	6.18	6.12	6.22	50.7		
	5	6.43	6.37	6.47	32.7	40.5	NC
AROCLOR 1242	1	2.95	-0.05	0.05	1110		
	2	3.22	-0.05	0.05	811.		
COLUMN 1	3	3.57	-0.05	0.05	801.		
	4	4.00	-0.05	0.05	121.		
	5	4.34	-0.05	0.05	293.	627.	
	1	3.17	-0.05	0.05	1130		
	2	3.50	-0.05	0.05	764.		
COLUMN 2	3	3.87	-0.05	0.05	853.		
	4	4.35	-0.05	0.05	147.		
	5	4.66	-0.05	0.05	423.	663.	6

PCBs

Calculations for Field Duplicate Relative Percent Difference (RPD)
SDG No. L1928836

S1= B2-3 96-98 070119 **S2=** DUPE 070119

Analyte	S1	S2	RPD (%)
Aroclor 1242	ND	76200	NC
Aroclor 1248	29100	ND	NC
Aroclor 1260	**1280**	ND	NC

* RPD is above the allowable maximum 35%

Results are in units of ug/kg.

Bold numbers were values that below the CRQL.
ND - Not detected.
NC - Not calculated, both results must be above the CRDL for valid RPDs to be calculated.

Results Summary
Form 1
Polychlorinated Biphenyls by GC

Client	: Barton & Loguidice, P.C	Lab Number	: L1928836
Project Name	: AMPHENOL	Project Number	: 1153.010.001
Lab ID	: L1928836-01D	Date Collected	: 07/01/19 10:13
Client ID	: B6-7 72-74 070119	Date Received	: 07/01/19
Sample Location	: SIDNEY, NY	Date Analyzed	: 07/02/19 17:31
Sample Matrix	: SOIL	Date Extracted	: 07/02/19
Analytical Method	: 1,8082A	Dilution Factor	: 20
Lab File ID	: 13190702b-06	Analyst	: JM
Sample Amount	: 5.26 g	Instrument ID	: PEST13
Extraction Method	: EPA 3546	GC Column	: CLP-Pesticide
Extract Volume	: 5000 uL	%Solids	: 42
GPC Cleanup	: N	Injection Volume	: 1 uL
Sulfur Cleanup	: Y		

		ug/Kg			
CAS NO.	Parameter	Results	RL	MDL	Qualifier
12674-11-2	Aroclor 1016	ND	4480	398.	U
11104-28-2	Aroclor 1221	ND	4480	449.	U
11141-16-5	Aroclor 1232	ND	4480	950.	U
53469-21-9	Aroclor 1242	35200	4480	604.	
12672-29-6	Aroclor 1248	ND	4480	672.	U
11097-69-1	Aroclor 1254	ND	4480	490.	U
11096-82-5	Aroclor 1260	ND	4480	829.	U
37324-23-5	Aroclor 1262	ND	4480	569.	U
11100-14-4	Aroclor 1268	ND	4480	464.	U
1336-36-3	PCBs, Total	35200	4480	398.	

Results Summary
Form 1
Polychlorinated Biphenyls by GC

Client	: Barton & Loguidice, P.C	Lab Number	: L1928836
Project Name	: AMPHENOL	Project Number	: 1153.010.001
Lab ID	: L1928836-02D	Date Collected	: 07/01/19 10:15
Client ID	: B6-7 84-86 070119	Date Received	: 07/01/19
Sample Location	: SIDNEY, NY	Date Analyzed	: 07/02/19 17:44
Sample Matrix	: SOIL	Date Extracted	: 07/02/19
Analytical Method	: 1,8082A	Dilution Factor	: 1000
Lab File ID	: 13190702b-07	Analyst	: JM
Sample Amount	: 5.93 g	Instrument ID	: PEST13
Extraction Method	: EPA 3546	GC Column	: CLP-Pesticide
Extract Volume	: 5000 uL	%Solids	: 80
GPC Cleanup	: N	Injection Volume	: 1 uL
Sulfur Cleanup	: Y		

		ug/Kg			
CAS NO.	Parameter	Results	RL	MDL	Qualifier
12674-11-2	Aroclor 1016	ND	106000	9370	U
11104-28-2	Aroclor 1221	ND	106000	10600	U
11141-16-5	Aroclor 1232	ND	106000	22400	U
53469-21-9	Aroclor 1242	ND	106000	14200	U
12672-29-6	Aroclor 1248	1100000	106000	15800	
11097-69-1	Aroclor 1254	ND	106000	11500	U
11096-82-5	Aroclor 1260	ND	106000	19500	U
37324-23-5	Aroclor 1262	ND	106000	13400	U
11100-14-4	Aroclor 1268	ND	106000	10900	U
1336-36-3	PCBs, Total	1100000	106000	9370	

Results Summary
Form 1
Polychlorinated Biphenyls by GC

Client	: Barton & Loguidice, P.C	Lab Number	: L1928836
Project Name	: AMPHENOL	Project Number	: 1153.010.001
Lab ID	: L1928836-03D	Date Collected	: 07/01/19 10:25
Client ID	: B6-7 96-98 070119	Date Received	: 07/01/19
Sample Location	: SIDNEY, NY	Date Analyzed	: 07/02/19 17:57
Sample Matrix	: SOIL	Date Extracted	: 07/02/19
Analytical Method	: 1,8082A	Dilution Factor	: 1000
Lab File ID	: 13190702b-08	Analyst	: JM
Sample Amount	: 5.94 g	Instrument ID	: PEST13
Extraction Method	: EPA 3546	GC Column	: CLP-Pesticide
Extract Volume	: 5000 uL	%Solids	: 80
GPC Cleanup	: N	Injection Volume	: 1 uL
Sulfur Cleanup	: Y		

		ug/Kg			
CAS NO.	Parameter	Results	RL	MDL	Qualifier
12674-11-2	Aroclor 1016	ND	105000	9300	U
11104-28-2	Aroclor 1221	ND	105000	10500	U
11141-16-5	Aroclor 1232	ND	105000	22200	U
53469-21-9	Aroclor 1242	1200000	105000	14100	
12672-29-6	Aroclor 1248	ND	105000	15700	U
11097-69-1	Aroclor 1254	ND	105000	11400	U
37324-23-5	Aroclor 1262	ND	105000	13300	U
11100-14-4	Aroclor 1268	ND	105000	10800	U

Results Summary
Form 1
Polychlorinated Biphenyls by GC

Client	: Barton & Loguidice, P.C	Lab Number	: L1928836
Project Name	: AMPHENOL	Project Number	: 1153.010.001
Lab ID	: L1928836-03D	Date Collected	: 07/01/19 10:25
Client ID	: B6-7 96-98 070119	Date Received	: 07/01/19
Sample Location	: SIDNEY, NY	Date Analyzed	: 07/02/19 17:57
Sample Matrix	: SOIL	Date Extracted	: 07/02/19
Analytical Method	: 1,8082A	Dilution Factor	: 1000
Lab File ID	: 13190702b-08	Analyst	: JM
Sample Amount	: 5.94 g	Instrument ID	: PEST13
Extraction Method	: EPA 3546	GC Column	: CLP-PesticideII
Extract Volume	: 5000 uL	%Solids	: 80
GPC Cleanup	: N	Injection Volume	: 1 uL
Sulfur Cleanup	: Y		

		ug/Kg			
CAS NO.	Parameter	Results	RL	MDL	Qualifier
11096-82-5	Aroclor 1260	29400	105000	19300	J
1336-36-3	PCBs, Total	1230000	105000	9300	J

Results Summary
Form 1
Polychlorinated Biphenyls by GC

Client	: Barton & Loguidice, P.C	Lab Number	: L1928836
Project Name	: AMPHENOL	Project Number	: 1153.010.001
Lab ID	: L1928836-04	Date Collected	: 07/01/19 10:27
Client ID	: B6-7 108-110 070119	Date Received	: 07/01/19
Sample Location	: SIDNEY, NY	Date Analyzed	: 07/02/19 17:28
Sample Matrix	: SOIL	Date Extracted	: 07/02/19
Analytical Method	: 1,8082A	Dilution Factor	: 1
Lab File ID	: 16190702a-31	Analyst	: WR
Sample Amount	: 5.53 g	Instrument ID	: PEST16
Extraction Method	: EPA 3546	GC Column	: CLP-Pesticide
Extract Volume	: 5000 uL	%Solids	: 50
GPC Cleanup	: N	Injection Volume	: 1 uL
Sulfur Cleanup	: Y		

		ug/Kg			
CAS NO.	Parameter	Results	RL	MDL	Qualifier
12674-11-2	Aroclor 1016	ND	182	16.1	U
11104-28-2	Aroclor 1221	ND	182	18.2	U
11141-16-5	Aroclor 1232	ND	182	38.5	U
12672-29-6	Aroclor 1248	ND	182	27.2	U
11097-69-1	Aroclor 1254	ND	182	19.9	U
37324-23-5	Aroclor 1262	ND	182	23.0	U
11100-14-4	Aroclor 1268	ND	182	18.8	U

Results Summary
Form 1
Polychlorinated Biphenyls by GC

Client	: Barton & Loguidice, P.C	Lab Number	: L1928836
Project Name	: AMPHENOL	Project Number	: 1153.010.001
Lab ID	: L1928836-04	Date Collected	: 07/01/19 10:27
Client ID	: B6-7 108-110 070119	Date Received	: 07/01/19
Sample Location	: SIDNEY, NY	Date Analyzed	: 07/02/19 17:28
Sample Matrix	: SOIL	Date Extracted	: 07/02/19
Analytical Method	: 1,8082A	Dilution Factor	: 1
Lab File ID	: 16190702a-31	Analyst	: WR
Sample Amount	: 5.53 g	Instrument ID	: PEST16
Extraction Method	: EPA 3546	GC Column	: CLP-Pesticidell
Extract Volume	: 5000 uL	%Solids	: 50
GPC Cleanup	: N	Injection Volume	: 1 uL
Sulfur Cleanup	: Y		

		ug/Kg				
CAS NO.	Parameter	Results	RL	MDL	Qualifier	
53469-21-9	Aroclor 1242	663	182	24.5		
11096-82-5	Aroclor 1260	40.5	182	33.6	JP	J+
1336-36-3	PCBs, Total	704	182	16.1	J	

Results Summary
Form 1
Polychlorinated Biphenyls by GC

Client	: Barton & Loguidice, P.C	Lab Number	: L1928836
Project Name	: AMPHENOL	Project Number	: 1153.010.001
Lab ID	: L1928836-05	Date Collected	: 07/01/19 10:30
Client ID	: B6-7 120-122 070119	Date Received	: 07/01/19
Sample Location	: SIDNEY, NY	Date Analyzed	: 07/02/19 17:41
Sample Matrix	: SOIL	Date Extracted	: 07/02/19
Analytical Method	: 1,8082A	Dilution Factor	: 1
Lab File ID	: 16190702a-32	Analyst	: WR
Sample Amount	: 5.28 g	Instrument ID	: PEST16
Extraction Method	: EPA 3546	GC Column	: CLP-Pesticide
Extract Volume	: 5000 uL	%Solids	: 44
GPC Cleanup	: N	Injection Volume	: 1 uL
Sulfur Cleanup	: Y		

		ug/Kg			
CAS NO.	Parameter	Results	RL	MDL	Qualifier
12674-11-2	Aroclor 1016	ND	216	19.2	U
11104-28-2	Aroclor 1221	ND	216	21.7	U
11141-16-5	Aroclor 1232	ND	216	45.8	U
53469-21-9	Aroclor 1242	1680	216	29.1	
12672-29-6	Aroclor 1248	ND	216	32.4	U
11097-69-1	Aroclor 1254	ND	216	23.6	U
37324-23-5	Aroclor 1262	ND	216	27.4	U
11100-14-4	Aroclor 1268	ND	216	22.4	U

Results Summary
Form 1
Polychlorinated Biphenyls by GC

Client	: Barton & Loguidice, P.C	Lab Number	: L1928836
Project Name	: AMPHENOL	Project Number	: 1153.010.001
Lab ID	: L1928836-05	Date Collected	: 07/01/19 10:30
Client ID	: B6-7 120-122 070119	Date Received	: 07/01/19
Sample Location	: SIDNEY, NY	Date Analyzed	: 07/02/19 17:41
Sample Matrix	: SOIL	Date Extracted	: 07/02/19
Analytical Method	: 1,8082A	Dilution Factor	: 1
Lab File ID	: 16190702a-32	Analyst	: WR
Sample Amount	: 5.28 g	Instrument ID	: PEST16
Extraction Method	: EPA 3546	GC Column	: CLP-Pesticidell
Extract Volume	: 5000 uL	%Solids	: 44
GPC Cleanup	: N	Injection Volume	: 1 uL
Sulfur Cleanup	: Y		

		ug/Kg			
CAS NO.	Parameter	Results	RL	MDL	Qualifier
11096-82-5	Aroclor 1260	56.5	216	40.0	J
1336-36-3	PCBs, Total	1740	216	19.2	J

Results Summary
Form 1
Polychlorinated Biphenyls by GC

Client	: Barton & Loguidice, P.C	Lab Number	: L1928836
Project Name	: AMPHENOL	Project Number	: 1153.010.001
Lab ID	: L1928836-06D	Date Collected	: 07/01/19 11:40
Client ID	: B6-7 132-134 070119	Date Received	: 07/01/19
Sample Location	: SIDNEY, NY	Date Analyzed	: 07/02/19 17:18
Sample Matrix	: SOIL	Date Extracted	: 07/02/19
Analytical Method	: 1,8082A	Dilution Factor	: 50
Lab File ID	: P7190702a-23	Analyst	: JM
Sample Amount	: 5.39 g	Instrument ID	: PEST7
Extraction Method	: EPA 3546	GC Column	: CLP-Pesticide
Extract Volume	: 5000 uL	%Solids	: 76
GPC Cleanup	: N	Injection Volume	: 1 uL
Sulfur Cleanup	: Y		

		ug/Kg			
CAS NO.	Parameter	Results	RL	MDL	Qualifier
12674-11-2	Aroclor 1016	ND	6080	540.	U
11104-28-2	Aroclor 1221	ND	6080	609.	U
11141-16-5	Aroclor 1232	ND	6080	1290	U
53469-21-9	Aroclor 1242	ND	6080	819.	U
11097-69-1	Aroclor 1254	ND	6080	665.	U
37324-23-5	Aroclor 1262	ND	6080	772.	U
11100-14-4	Aroclor 1268	ND	6080	630.	U

Results Summary
Form 1
Polychlorinated Biphenyls by GC

Client	: Barton & Loguidice, P.C	Lab Number	: L1928836
Project Name	: AMPHENOL	Project Number	: 1153.010.001
Lab ID	: L1928836-06D	Date Collected	: 07/01/19 11:40
Client ID	: B6-7 132-134 070119	Date Received	: 07/01/19
Sample Location	: SIDNEY, NY	Date Analyzed	: 07/02/19 17:18
Sample Matrix	: SOIL	Date Extracted	: 07/02/19
Analytical Method	: 1,8082A	Dilution Factor	: 50
Lab File ID	: P7190702a-23	Analyst	: JM
Sample Amount	: 5.39 g	Instrument ID	: PEST7
Extraction Method	: EPA 3546	GC Column	: CLP-Pesticidell
Extract Volume	: 5000 uL	%Solids	: 76
GPC Cleanup	: N	Injection Volume	: 1 uL
Sulfur Cleanup	: Y		

		ug/Kg			
CAS NO.	Parameter	Results	RL	MDL	Qualifier
12672-29-6	Aroclor 1248	28600	6080	912.	
11096-82-5	Aroclor 1260	1640	6080	1120	J
1336-36-3	PCBs, Total	30200	6080	540.	J

Results Summary
Form 1
Polychlorinated Biphenyls by GC

Client	: Barton & Loguidice, P.C	Lab Number	: L1928836
Project Name	: AMPHENOL	Project Number	: 1153.010.001
Lab ID	: L1928836-07D	Date Collected	: 07/01/19 10:35
Client ID	: B2-3 72-74 070119	Date Received	: 07/01/19
Sample Location	: SIDNEY, NY	Date Analyzed	: 07/02/19 17:31
Sample Matrix	: SOIL	Date Extracted	: 07/02/19
Analytical Method	: 1,8082A	Dilution Factor	: 10
Lab File ID	: P7190702a-24	Analyst	: JM
Sample Amount	: 5.58 g	Instrument ID	: PEST7
Extraction Method	: EPA 3546	GC Column	: CLP-Pesticide
Extract Volume	: 5000 uL	%Solids	: 60
GPC Cleanup	: N	Injection Volume	: 1 uL
Sulfur Cleanup	: Y		

		ug/Kg			
CAS NO.	Parameter	Results	RL	MDL	Qualifier
12674-11-2	Aroclor 1016	ND	1500	133.	U
11104-28-2	Aroclor 1221	ND	1500	150.	U
11141-16-5	Aroclor 1232	ND	1500	318.	U
53469-21-9	Aroclor 1242	ND	1500	202.	U
11097-69-1	Aroclor 1254	ND	1500	164.	U
37324-23-5	Aroclor 1262	ND	1500	191.	U
11100-14-4	Aroclor 1268	ND	1500	155.	U

Results Summary
Form 1
Polychlorinated Biphenyls by GC

Client	: Barton & Loguidice, P.C	Lab Number	: L1928836
Project Name	: AMPHENOL	Project Number	: 1153.010.001
Lab ID	: L1928836-07D	Date Collected	: 07/01/19 10:35
Client ID	: B2-3 72-74 070119	Date Received	: 07/01/19
Sample Location	: SIDNEY, NY	Date Analyzed	: 07/02/19 17:31
Sample Matrix	: SOIL	Date Extracted	: 07/02/19
Analytical Method	: 1,8082A	Dilution Factor	: 10
Lab File ID	: P7190702a-24	Analyst	: JM
Sample Amount	: 5.58 g	Instrument ID	: PEST7
Extraction Method	: EPA 3546	GC Column	: CLP-PesticideII
Extract Volume	: 5000 uL	%Solids	: 60
GPC Cleanup	: N	Injection Volume	: 1 uL
Sulfur Cleanup	: Y		

		ug/Kg			
CAS NO.	Parameter	Results	RL	MDL	Qualifier
12672-29-6	Aroclor 1248	11200	1500	225.	
11096-82-5	Aroclor 1260	458	1500	277.	J
1336-36-3	PCBs, Total	11700	1500	133.	J

Results Summary
Form 1
Polychlorinated Biphenyls by GC

Client	: Barton & Loguidice, P.C	Lab Number	: L1928836
Project Name	: AMPHENOL	Project Number	: 1153.010.001
Lab ID	: L1928836-08	Date Collected	: 07/01/19 10:42
Client ID	: B2-3 84-86 070119	Date Received	: 07/01/19
Sample Location	: SIDNEY, NY	Date Analyzed	: 07/02/19 14:19
Sample Matrix	: SOIL	Date Extracted	: 07/02/19
Analytical Method	: 1,8082A	Dilution Factor	: 1
Lab File ID	: 19190702a-16	Analyst	: AWS
Sample Amount	: 5.52 g	Instrument ID	: PEST19
Extraction Method	: EPA 3546	GC Column	: CLP-Pesticide
Extract Volume	: 5000 uL	%Solids	: 81
GPC Cleanup	: N	Injection Volume	: 1 uL
Sulfur Cleanup	: Y		

		ug/Kg			
CAS NO.	Parameter	Results	RL	MDL	Qualifier
12674-11-2	Aroclor 1016	ND	112	9.95	U
11104-28-2	Aroclor 1221	ND	112	11.2	U
11141-16-5	Aroclor 1232	ND	112	23.8	U
53469-21-9	Aroclor 1242	ND	112	15.1	U
11097-69-1	Aroclor 1254	ND	112	12.3	U
11096-82-5	Aroclor 1260	ND	112	20.7	U
37324-23-5	Aroclor 1262	ND	112	14.2	U
11100-14-4	Aroclor 1268	ND	112	11.6	U

Results Summary
Form 1
Polychlorinated Biphenyls by GC

Client	: Barton & Loguidice, P.C	Lab Number	: L1928836
Project Name	: AMPHENOL	Project Number	: 1153.010.001
Lab ID	: L1928836-08	Date Collected	: 07/01/19 10:42
Client ID	: B2-3 84-86 070119	Date Received	: 07/01/19
Sample Location	: SIDNEY, NY	Date Analyzed	: 07/02/19 14:19
Sample Matrix	: SOIL	Date Extracted	: 07/02/19
Analytical Method	: 1,8082A	Dilution Factor	: 1
Lab File ID	: 19190702a-16	Analyst	: AWS
Sample Amount	: 5.52 g	Instrument ID	: PEST19
Extraction Method	: EPA 3546	GC Column	: CLP-Pesticidell
Extract Volume	: 5000 uL	%Solids	: 81
GPC Cleanup	: N	Injection Volume	: 1 uL
Sulfur Cleanup	: Y		

		ug/Kg			
CAS NO.	Parameter	Results	RL	MDL	Qualifier
12672-29-6	Aroclor 1248	161	112	16.8	
1336-36-3	PCBs, Total	161	112	9.95	

Results Summary
Form 1
Polychlorinated Biphenyls by GC

Client	: Barton & Loguidice, P.C	Lab Number	: L1928836
Project Name	: AMPHENOL	Project Number	: 1153.010.001
Lab ID	: L1928836-09D	Date Collected	: 07/01/19 10:47
Client ID	: B2-3 96-98 070119	Date Received	: 07/01/19
Sample Location	: SIDNEY, NY	Date Analyzed	: 07/02/19 17:44
Sample Matrix	: SOIL	Date Extracted	: 07/02/19
Analytical Method	: 1,8082A	Dilution Factor	: 50
Lab File ID	: P7190702a-25	Analyst	: JM
Sample Amount	: 5.67 g	Instrument ID	: PEST7
Extraction Method	: EPA 3546	GC Column	: CLP-Pesticide
Extract Volume	: 5000 uL	%Solids	: 83
GPC Cleanup	: N	Injection Volume	: 1 uL
Sulfur Cleanup	: Y		

		ug/Kg			
CAS NO.	Parameter	Results	RL	MDL	Qualifier
12674-11-2	Aroclor 1016	ND	5310	472.	U
11104-28-2	Aroclor 1221	ND	5310	532.	U
11141-16-5	Aroclor 1232	ND	5310	1130	U
53469-21-9	Aroclor 1242	ND	5310	716.	U
11097-69-1	Aroclor 1254	ND	5310	581.	U
37324-23-5	Aroclor 1262	ND	5310	675.	U
11100-14-4	Aroclor 1268	ND	5310	550.	U

Results Summary
Form 1
Polychlorinated Biphenyls by GC

Client	: Barton & Loguidice, P.C	Lab Number	: L1928836
Project Name	: AMPHENOL	Project Number	: 1153.010.001
Lab ID	: L1928836-09D	Date Collected	: 07/01/19 10:47
Client ID	: B2-3 96-98 070119	Date Received	: 07/01/19
Sample Location	: SIDNEY, NY	Date Analyzed	: 07/02/19 17:44
Sample Matrix	: SOIL	Date Extracted	: 07/02/19
Analytical Method	: 1,8082A	Dilution Factor	: 50
Lab File ID	: P7190702a-25	Analyst	: JM
Sample Amount	: 5.67 g	Instrument ID	: PEST7
Extraction Method	: EPA 3546	GC Column	: CLP-Pesticidell
Extract Volume	: 5000 uL	%Solids	: 83
GPC Cleanup	: N	Injection Volume	: 1 uL
Sulfur Cleanup	: Y		

		ug/Kg			
CAS NO.	Parameter	Results	RL	MDL	Qualifier
12672-29-6	Aroclor 1248	29100	5310	797.	J
11096-82-5	Aroclor 1260	1280	5310	982.	J
1336-36-3	PCBs, Total	30400	5310	472.	J

Results Summary
Form 1
Polychlorinated Biphenyls by GC

Client	: Barton & Loguidice, P.C	Lab Number	: L1928836
Project Name	: AMPHENOL	Project Number	: 1153.010.001
Lab ID	: L1928836-10D	Date Collected	: 07/01/19 11:02
Client ID	: B2-3 108-110 070119	Date Received	: 07/01/19
Sample Location	: SIDNEY, NY	Date Analyzed	: 07/02/19 17:56
Sample Matrix	: SOIL	Date Extracted	: 07/02/19
Analytical Method	: 1,8082A	Dilution Factor	: 20
Lab File ID	: P7190702a-26	Analyst	: JM
Sample Amount	: 5.36 g	Instrument ID	: PEST7
Extraction Method	: EPA 3546	GC Column	: CLP-Pesticide
Extract Volume	: 5000 uL	%Solids	: 79
GPC Cleanup	: N	Injection Volume	: 1 uL
Sulfur Cleanup	: Y		

		ug/Kg			
CAS NO.	Parameter	Results	RL	MDL	Qualifier
12674-11-2	Aroclor 1016	ND	2350	209.	U
11104-28-2	Aroclor 1221	ND	2350	235.	U
11141-16-5	Aroclor 1232	ND	2350	498.	U
53469-21-9	Aroclor 1242	ND	2350	317.	U
11097-69-1	Aroclor 1254	ND	2350	257.	U
37324-23-5	Aroclor 1262	ND	2350	298.	U
11100-14-4	Aroclor 1268	ND	2350	243.	U

Results Summary
Form 1
Polychlorinated Biphenyls by GC

Client	: Barton & Loguidice, P.C	Lab Number	: L1928836
Project Name	: AMPHENOL	Project Number	: 1153.010.001
Lab ID	: L1928836-10D	Date Collected	: 07/01/19 11:02
Client ID	: B2-3 108-110 070119	Date Received	: 07/01/19
Sample Location	: SIDNEY, NY	Date Analyzed	: 07/02/19 17:56
Sample Matrix	: SOIL	Date Extracted	: 07/02/19
Analytical Method	: 1,8082A	Dilution Factor	: 20
Lab File ID	: P7190702a-26	Analyst	: JM
Sample Amount	: 5.36 g	Instrument ID	: PEST7
Extraction Method	: EPA 3546	GC Column	: CLP-Pesticidell
Extract Volume	: 5000 uL	%Solids	: 79
GPC Cleanup	: N	Injection Volume	: 1 uL
Sulfur Cleanup	: Y		

		ug/Kg			
CAS NO.	Parameter	Results	RL	MDL	Qualifier
12672-29-6	Aroclor 1248	15300	2350	352.	
11096-82-5	Aroclor 1260	520	2350	434.	J
1336-36-3	PCBs, Total	15800	2350	209.	J

Results Summary
Form 1
Polychlorinated Biphenyls by GC

Client	: Barton & Loguidice, P.C	Lab Number	: L1928836
Project Name	: AMPHENOL	Project Number	: 1153.010.001
Lab ID	: L1928836-11	Date Collected	: 07/01/19 11:07
Client ID	: B2-3 120-122 070119	Date Received	: 07/01/19
Sample Location	: SIDNEY, NY	Date Analyzed	: 07/02/19 14:57
Sample Matrix	: SOIL	Date Extracted	: 07/02/19
Analytical Method	: 1,8082A	Dilution Factor	: 1
Lab File ID	: 19190702a-19	Analyst	: AWS
Sample Amount	: 5.7 g	Instrument ID	: PEST19
Extraction Method	: EPA 3546	GC Column	: CLP-Pesticide
Extract Volume	: 5000 uL	%Solids	: 81
GPC Cleanup	: N	Injection Volume	: 1 uL
Sulfur Cleanup	: Y		

		ug/Kg			
CAS NO.	Parameter	Results	RL	MDL	Qualifier
12674-11-2	Aroclor 1016	ND	108	9.57	U
11104-28-2	Aroclor 1221	ND	108	10.8	U
11141-16-5	Aroclor 1232	ND	108	22.8	U
12672-29-6	Aroclor 1248	ND	108	16.2	U
11097-69-1	Aroclor 1254	ND	108	11.8	U
11096-82-5	Aroclor 1260	ND	108	19.9	U
37324-23-5	Aroclor 1262	ND	108	13.7	U
11100-14-4	Aroclor 1268	ND	108	11.2	U

Results Summary
Form 1
Polychlorinated Biphenyls by GC

Client	: Barton & Loguidice, P.C	Lab Number	: L1928836
Project Name	: AMPHENOL	Project Number	: 1153.010.001
Lab ID	: L1928836-11	Date Collected	: 07/01/19 11:07
Client ID	: B2-3 120-122 070119	Date Received	: 07/01/19
Sample Location	: SIDNEY, NY	Date Analyzed	: 07/02/19 14:57
Sample Matrix	: SOIL	Date Extracted	: 07/02/19
Analytical Method	: 1,8082A	Dilution Factor	: 1
Lab File ID	: 19190702a-19	Analyst	: AWS
Sample Amount	: 5.7 g	Instrument ID	: PEST19
Extraction Method	: EPA 3546	GC Column	: CLP-Pesticidell
Extract Volume	: 5000 uL	%Solids	: 81
GPC Cleanup	: N	Injection Volume	: 1 uL
Sulfur Cleanup	: Y		

		ug/Kg			
CAS NO.	Parameter	Results	RL	MDL	Qualifier
53469-21-9	Aroclor 1242	783	108	14.5	
1336-36-3	PCBs, Total	783	108	9.57	

Results Summary
Form 1
Polychlorinated Biphenyls by GC

Client	: Barton & Loguidice, P.C	Lab Number	: L1928836
Project Name	: AMPHENOL	Project Number	: 1153.010.001
Lab ID	: L1928836-12	Date Collected	: 07/01/19 11:20
Client ID	: B3-4 72-74 070119	Date Received	: 07/01/19
Sample Location	: SIDNEY, NY	Date Analyzed	: 07/02/19 15:09
Sample Matrix	: SOIL	Date Extracted	: 07/02/19
Analytical Method	: 1,8082A	Dilution Factor	: 1
Lab File ID	: 19190702a-20	Analyst	: AWS
Sample Amount	: 5.24 g	Instrument ID	: PEST19
Extraction Method	: EPA 3546	GC Column	: CLP-Pesticide
Extract Volume	: 5000 uL	%Solids	: 85
GPC Cleanup	: N	Injection Volume	: 1 uL
Sulfur Cleanup	: Y		

		ug/Kg			
CAS NO.	Parameter	Results	RL	MDL	Qualifier
12674-11-2	Aroclor 1016	ND	113	10.0	U
11104-28-2	Aroclor 1221	ND	113	11.3	U
11141-16-5	Aroclor 1232	ND	113	23.9	U
53469-21-9	Aroclor 1242	138	113	15.2	
12672-29-6	Aroclor 1248	ND	113	16.9	U
11097-69-1	Aroclor 1254	ND	113	12.3	U
11096-82-5	Aroclor 1260	ND	113	20.8	U
37324-23-5	Aroclor 1262	ND	113	14.3	U
11100-14-4	Aroclor 1268	ND	113	11.7	U
1336-36-3	PCBs, Total	138	113	10.0	

Results Summary
Form 1
Polychlorinated Biphenyls by GC

Client	: Barton & Loguidice, P.C	Lab Number	: L1928836
Project Name	: AMPHENOL	Project Number	: 1153.010.001
Lab ID	: L1928836-13	Date Collected	: 07/01/19 11:22
Client ID	: B3-4 84-86 070119	Date Received	: 07/01/19
Sample Location	: SIDNEY, NY	Date Analyzed	: 07/02/19 15:22
Sample Matrix	: SOIL	Date Extracted	: 07/02/19
Analytical Method	: 1,8082A	Dilution Factor	: 1
Lab File ID	: 19190702a-21	Analyst	: AWS
Sample Amount	: 5.66 g	Instrument ID	: PEST19
Extraction Method	: EPA 3546	GC Column	: CLP-Pesticide
Extract Volume	: 5000 uL	%Solids	: 84
GPC Cleanup	: N	Injection Volume	: 1 uL
Sulfur Cleanup	: Y		

		ug/Kg			
CAS NO.	Parameter	Results	RL	MDL	Qualifier
12674-11-2	Aroclor 1016	ND	105	9.35	U
11104-28-2	Aroclor 1221	ND	105	10.6	U
11141-16-5	Aroclor 1232	ND	105	22.3	U
53469-21-9	Aroclor 1242	55.1	105	14.2	J
12672-29-6	Aroclor 1248	ND	105	15.8	U
11097-69-1	Aroclor 1254	ND	105	11.5	U
11096-82-5	Aroclor 1260	ND	105	19.4	U
37324-23-5	Aroclor 1262	ND	105	13.4	U
11100-14-4	Aroclor 1268	ND	105	10.9	U
1336-36-3	PCBs, Total	55.1	105	9.35	J

Results Summary
Form 1
Polychlorinated Biphenyls by GC

Client	: Barton & Loguidice, P.C	Lab Number	: L1928836
Project Name	: AMPHENOL	Project Number	: 1153.010.001
Lab ID	: L1928836-14	Date Collected	: 07/01/19 11:25
Client ID	: B3-4 96-98 070119	Date Received	: 07/01/19
Sample Location	: SIDNEY, NY	Date Analyzed	: 07/02/19 15:34
Sample Matrix	: SOIL	Date Extracted	: 07/02/19
Analytical Method	: 1,8082A	Dilution Factor	: 1
Lab File ID	: 19190702a-22	Analyst	: AWS
Sample Amount	: 5.49 g	Instrument ID	: PEST19
Extraction Method	: EPA 3546	GC Column	: CLP-Pesticide
Extract Volume	: 5000 uL	%Solids	: 81
GPC Cleanup	: N	Injection Volume	: 1 uL
Sulfur Cleanup	: Y		

		ug/Kg			
CAS NO.	Parameter	Results	RL	MDL	Qualifier
12674-11-2	Aroclor 1016	ND	112	10.0	U
11104-28-2	Aroclor 1221	ND	112	11.3	U
11141-16-5	Aroclor 1232	ND	112	23.9	U
53469-21-9	Aroclor 1242	ND	112	15.2	U
12672-29-6	Aroclor 1248	624	112	16.9	
11097-69-1	Aroclor 1254	ND	112	12.3	U
11096-82-5	Aroclor 1260	ND	112	20.8	U
37324-23-5	Aroclor 1262	ND	112	14.3	U
11100-14-4	Aroclor 1268	ND	112	11.7	U
1336-36-3	PCBs, Total	624	112	10.0	

Results Summary
Form 1
Polychlorinated Biphenyls by GC

Client	: Barton & Loguidice, P.C	Lab Number	: L1928836
Project Name	: AMPHENOL	Project Number	: 1153.010.001
Lab ID	: L1928836-15	Date Collected	: 07/01/19 11:28
Client ID	: B3-4 108-110 070119	Date Received	: 07/01/19
Sample Location	: SIDNEY, NY	Date Analyzed	: 07/02/19 15:47
Sample Matrix	: SOIL	Date Extracted	: 07/02/19
Analytical Method	: 1,8082A	Dilution Factor	: 1
Lab File ID	: 19190702a-23	Analyst	: AWS
Sample Amount	: 5.45 g	Instrument ID	: PEST19
Extraction Method	: EPA 3546	GC Column	: CLP-Pesticide
Extract Volume	: 5000 uL	%Solids	: 81
GPC Cleanup	: N	Injection Volume	: 1 uL
Sulfur Cleanup	: Y		

		ug/Kg			
CAS NO.	Parameter	Results	RL	MDL	Qualifier
12674-11-2	Aroclor 1016	ND	113	10.0	U
11104-28-2	Aroclor 1221	ND	113	11.3	U
11141-16-5	Aroclor 1232	ND	113	24.0	U
53469-21-9	Aroclor 1242	ND	113	15.2	U
12672-29-6	Aroclor 1248	95.1	113	17.0	J
11097-69-1	Aroclor 1254	ND	113	12.4	U
11096-82-5	Aroclor 1260	ND	113	20.9	U
37324-23-5	Aroclor 1262	ND	113	14.4	U
11100-14-4	Aroclor 1268	ND	113	11.7	U
1336-36-3	PCBs, Total	95.1	113	10.0	J

Results Summary
Form 1
Polychlorinated Biphenyls by GC

Client	: Barton & Loguidice, P.C	Lab Number	: L1928836
Project Name	: AMPHENOL	Project Number	: 1153.010.001
Lab ID	: L1928836-16	Date Collected	: 07/01/19 00:00
Client ID	: B3-4 120-122 070119	Date Received	: 07/01/19
Sample Location	: SIDNEY, NY	Date Analyzed	: 07/02/19 14:13
Sample Matrix	: SOIL	Date Extracted	: 07/02/19
Analytical Method	: 1,8082A	Dilution Factor	: 1
Lab File ID	: 12190702a-06	Analyst	: WR
Sample Amount	: 5.45 g	Instrument ID	: PEST12
Extraction Method	: EPA 3546	GC Column	: CLP-Pesticide
Extract Volume	: 5000 uL	%Solids	: 81
GPC Cleanup	: N	Injection Volume	: 1 uL
Sulfur Cleanup	: Y		

		ug/Kg			
CAS NO.	Parameter	Results	RL	MDL	Qualifier
12674-11-2	Aroclor 1016	ND	113	10.0	U
11104-28-2	Aroclor 1221	ND	113	11.3	U
11141-16-5	Aroclor 1232	ND	113	23.9	U
53469-21-9	Aroclor 1242	ND	113	15.2	U
12672-29-6	Aroclor 1248	ND	113	16.9	U
11097-69-1	Aroclor 1254	ND	113	12.3	U
11096-82-5	Aroclor 1260	ND	113	20.8	U
37324-23-5	Aroclor 1262	ND	113	14.3	U
11100-14-4	Aroclor 1268	ND	113	11.7	U
1336-36-3	PCBs, Total	ND	113	10.0	U

Results Summary
Form 1
Polychlorinated Biphenyls by GC

Client	: Barton & Loguidice, P.C	Lab Number	: L1928836
Project Name	: AMPHENOL	Project Number	: 1153.010.001
Lab ID	: L1928836-17D	Date Collected	: 07/01/19 00:00
Client ID	: DUPE 070119 070119	Date Received	: 07/01/19
Sample Location	: SIDNEY, NY	Date Analyzed	: 07/02/19 17:19
Sample Matrix	: SOIL	Date Extracted	: 07/02/19
Analytical Method	: 1,8082A	Dilution Factor	: 100
Lab File ID	: 13190702b-05	Analyst	: JM
Sample Amount	: 5.64 g	Instrument ID	: PEST13
Extraction Method	: EPA 3546	GC Column	: CLP-Pesticide
Extract Volume	: 5000 uL	%Solids	: 84
GPC Cleanup	: N	Injection Volume	: 1 uL
Sulfur Cleanup	: Y		

		ug/Kg			
CAS NO.	Parameter	Results	RL	MDL	Qualifier
12674-11-2	Aroclor 1016	ND	10600	939.	U
11104-28-2	Aroclor 1221	ND	10600	1060	U
11141-16-5	Aroclor 1232	ND	10600	2240	U
53469-21-9	Aroclor 1242	76200	10600	1430	J
12672-29-6	Aroclor 1248	ND	10600	1590	U
11097-69-1	Aroclor 1254	ND	10600	1160	U
11096-82-5	Aroclor 1260	ND	10600	1960	U
37324-23-5	Aroclor 1262	ND	10600	1340	U
11100-14-4	Aroclor 1268	ND	10600	1100	U
1336-36-3	PCBs, Total	76200	10600	939.	

ALPHA
GEOSCIENCE

Geology
Hydrology
Remediation
Water Supply

Data Usability Summary Report
for Alpha Analytical Labs
SDG Number: L1931039

1 Soil Sample
Collected July 15, 2019

Prepared by: Donald Anné
December 12, 2019

The data package contained the documentation as required by NYSDEC ASP. The proper chain of custody procedures were followed by the samplers. All information appeared legible and complete. The data pack contained the results of PCB analysis for 1 soil sample.

The overall performances of the analyses are acceptable. Alpha Analytical Labs did fulfill the requirements of the analytical method.

The data are acceptable with some minor issues that are identified in the accompanying data validation review. There were no data were qualified as either rejected (R) or estimated (J); therefore, all are considered usable. Detailed information on data quality is included in the data validation review.

z:\projects\2019\19621-19640\19623-amphenol confirmation\l1931039.dus.docx

679 Plank Road • Clifton Park, New York 12065 • (518) 348-6995 • Fax (518) 348-6966
www.alphageoscience.com

ALPHA GEOSCIENCE

Geology

Hydrology

Remediation

Water Supply

QA/QC Review of 8082A PCB Data
for Alpha Analytical Labs
SDG Number: L1931039

1 Soil Sample
Collected July 15, 2019

Prepared by: Donald Anné
December 12, 2019

Holding Times: The sample was extracted and analyzed within USEPA SW-846 holding times.

Blanks: The analysis of the method blank reported target aroclors as not detected.

Surrogate Recovery: The surrogates for sample W30 071519 were diluted beyond detection limits. No action is taken on surrogates diluted beyond detection limits.

Laboratory Control Sample: The relative percent differences for aroclor 1016 and aroclor 1260 were below the allowable maximums and percent recoveries were within QC limits for soil samples WG1260234-2/3.

Initial Calibration: The %RSDs were below the allowable maximum (20%) on both columns, as required.

Continuing Calibration: The average %Ds for aroclor 1016 and aroclor-1260 were below the allowable maximum (20%) for both columns, as required.

PCB Identification Summary: Checked surrogate and aroclor results were within quantitation limits. The RPDs for dual column quantitation of detected aroclors in the soil sample were below the allowable maximum (25%), as required.

z:\projects\2019\19621-19640\19623-amphenol confirmation\l1931039.pcb.docx

679 Plank Road • Clifton Park, New York 12065 • (518) 348-6995 • Fax (518) 348-6966
www.alphageoscience.com

Surrogate Recovery Summary
Form 2
PCBs

Client: Barton & Loguidice, P.C
Project Name: AMPHENOL

Lab Number: L1931039
Project Number: 1153.010.001
Matrix: Soil

GC Column 1: CLP-Pesticide
GC Column 2: CLP-PesticideII

CLIENT ID (LAB SAMPLE NO.)	TCX 1 %REC	TCX 2 %REC	DCB 1 %REC	DCB 2 %REC	OTHER (1)	OTHER (2)	TOT OUT
W30 071519 (L1931039-01D)	0* DL	0* DL	0* DL	0* DL			4
WG1260234-1BLANK	76	74	65	71			0
WG1260234-2LCS	82	78	70	77			0
WG1260234-3LCSD	89	84	75	82			0

QC LIMITS
(30-150) TCX = 2,4,5,6-TETRACHLORO-M-XYLENE
(30-150) DCBP = DECACHLOROBIPHENYL

* Values outside of QC limits

DL - Diluted beyond detection limits

FORM II NYTCL-8082

Results Summary
Form 1
Polychlorinated Biphenyls by GC

Client	: Barton & Loguidice, P.C	Lab Number	: L1931039
Project Name	: AMPHENOL	Project Number	: 1153.010.001
Lab ID	: L1931039-01D	Date Collected	: 07/15/19 10:22
Client ID	: W30 071519	Date Received	: 07/15/19
Sample Location	: SIDNEY, NY	Date Analyzed	: 07/16/19 18:33
Sample Matrix	: SOIL	Date Extracted	: 07/16/19
Analytical Method	: 1,8082A	Dilution Factor	: 20
Lab File ID	: 16190716a-30	Analyst	: JM
Sample Amount	: 5.49 g	Instrument ID	: PEST16
Extraction Method	: EPA 3546	GC Column	: CLP-Pesticide
Extract Volume	: 5000 uL	%Solids	: 77
GPC Cleanup	: N	Injection Volume	: 1 uL
Sulfur Cleanup	: Y		

		ug/Kg			
CAS NO.	Parameter	Results	RL	MDL	Qualifier
12674-11-2	Aroclor 1016	ND	2380	211.	U
11104-28-2	Aroclor 1221	ND	2380	238.	U
11141-16-5	Aroclor 1232	ND	2380	504.	U
53469-21-9	Aroclor 1242	22400	2380	320.	
12672-29-6	Aroclor 1248	ND	2380	357.	U
37324-23-5	Aroclor 1262	ND	2380	302.	U
11100-14-4	Aroclor 1268	ND	2380	246.	U

Results Summary
Form 1
Polychlorinated Biphenyls by GC

Client	: Barton & Loguidice, P.C	Lab Number	: L1931039
Project Name	: AMPHENOL	Project Number	: 1153.010.001
Lab ID	: L1931039-01D	Date Collected	: 07/15/19 10:22
Client ID	: W30 071519	Date Received	: 07/15/19
Sample Location	: SIDNEY, NY	Date Analyzed	: 07/16/19 18:33
Sample Matrix	: SOIL	Date Extracted	: 07/16/19
Analytical Method	: 1,8082A	Dilution Factor	: 20
Lab File ID	: 16190716a-30	Analyst	: JM
Sample Amount	: 5.49 g	Instrument ID	: PEST16
Extraction Method	: EPA 3546	GC Column	: CLP-PesticideII
Extract Volume	: 5000 uL	%Solids	: 77
GPC Cleanup	: N	Injection Volume	: 1 uL
Sulfur Cleanup	: Y		

		ug/Kg			
CAS NO.	Parameter	Results	RL	MDL	Qualifier
11097-69-1	Aroclor 1254	3240	2380	260.	
11096-82-5	Aroclor 1260	ND	2380	439.	U
1336-36-3	PCBs, Total	25600	2380	211.	

APPENDIX F
Virgin Backfill Letter

Tri City Highway Products, Inc.

P.O. Box 338 • Binghamton, NY 13902
Phone: (607) 722-2967 • Fax: (607) 722-3469

7/16/19

Sessler Environmental Services

To whom it may concern:

Please be advised that the 304.14 subbase products available at the Tri City Highway Products Inc. Brisben NY facility are manufactured from a natural occurring deposit and contain no Additives. The material is processed on-site and is not combined with any off site material.

Our NYSDOT Source # 9-43G1

Sincerely Michael Novak

Quality Control Director
Tri City Highway Products Inc.
PO Box 338
Binghamton NY 13902
Cell: 6074811073

GRANULAR MATERIALS DOCUMENTATION FORM

ORIGINATOR:	REGION 9	SOURCE NAME:	TRI CITY GREEN
CONTRACT:		SOURCE No:	6747
PIN:		U.S.G.S. LOCATION:	106-4-S-22
PROJECT:	NON PRJECT SPECIFIC STOCKPILE	TOWNSHIP:	GREENE
SAMPLED BY:	R. MILLER	COUNTY:	CHENANGO
DATE:	12 / 5 / 18		

STOCKPILE NUMBER:	6747-18-01
ITEM:	304.15
ESTIMATED QUANTITY (c.y.):	4000
TIER:	2
CASE:	B

TEST RESULTS

GEB SAMPLE No.			A	B	C	D
REG. SAMPLE No.			6747-18-01A	6747-18-01B	6747-18-01C	6747-18-01D
GRADATION						
SIEVE SIZES	4 inch	% PASSING BY WEIGHT	**100**	**100**	**100**	**100**
	3 inch		100	100	100	100
	2 inch		100	100	100	100
	1 ½ inch		-	-	-	-
	1 inch		99	99	99	99
	¾ inch		-	-	-	-
	½ inch		74	65	70	66
	¼ inch		**59**	**48**	**54**	**50**
	10		44	37	37	36
	20		30	26	24	23
	40		**17**	**16**	**15**	**14**
	100		10	9	9	9
	200		**7**	**7**	**7**	**7**
QUALITY		Mean				
Soundness (% Loss)						
Plasticity Index						
pH						

☒ **ACCEPTED: MATERIAL MEETS ALL SPECIFICATION REQUIREMENTS**

☐ **REJECTED: MATERIAL FAILS TO MEET SPECIFICATION REQUIREMENTS FOR**

COMMENTS: ACCEPTED FOR ITEM 304.15 TYPE 1,3,4

NAME: DAVID T SCOTT (DESIGNEE)

SIGNATURE: David T Scott

TITLE: REGIONAL GEOTECHNICAL ENGINEER (or designee)

DATE: 12 / 11 / 18

Amphenol
Imported Fill Tracking

Loads	Date	Vendor	Material	Weight (tn)
1	16-Jul	Tri-City	304.14	36.1
2	16-Jul	Tri-City	304.14	31.98
3	16-Jul	Tri-City	304.14	37.5
4	16-Jul	Tri-City	304.14	31.23
5	16-Jul	Tri-City	304.14	36.4
6	16-Jul	Tri-City	304.14	33.53
7	16-Jul	Tri-City	304.14	38.17
8	16-Jul	Tri-City	304.14	31.49
9	16-Jul	Tri-City	304.14	35.47
10	16-Jul	Tri-City	304.14	32.67
11	16-Jul	Tri-City	304.14	36.45
12	16-Jul	Tri-City	304.14	30.53
13	16-Jul	Tri-City	304.14	34.66
14	16-Jul	Tri-City	304.14	30.5
15	16-Jul	Tri-City	304.14	36.41
16	16-Jul	Tri-City	304.14	30.91
17	17-Jul	Tri-City	304.14	33.55
18	17-Jul	Tri-City	304.14	37.4
19	17-Jul	Tri-City	304.14	35.41
20	17-Jul	Tri-City	304.14	32.91
21	17-Jul	Tri-City	Stone	32.82
22	17-Jul	Tri-City	Stone	38.13
23	17-Jul	Tri-City	Stone	33.34
24	17-Jul	Tri-City	Stone	38.61
25	19-Jul	Tri-City	Stone	38.65
			Total Quantity	**864.82**

The experience to
listen
The power to
solve℠

Barton
&Loguidice

www.bartonandloguidice.com