



134 Greenridge Drive, Manlius, NY 13104

30 September 2024

Jolene Lozewski, P.G.
 Project Manager
 Remedial Bureau A
 Division of Environmental Remediation
 New York State Department of Environmental Conservation
 625 Broadway, 12th Floor
 Albany, NY 12233

Via Email: Jolene.Lozewski@dec.ny.gov

RE: Annual Groundwater Monitoring Report
 Ward Products Site, 61 Edson Street, Amsterdam, NY
 NYSDEC Site No.429004

James Environmental Management (JEM) is submitting this annual groundwater monitoring report on behalf of 61 Edson Street LLC. The report details the activities associated with the annual groundwater sampling conducted at the site on 22 and 23 August 2024. The groundwater monitoring was conducted pursuant to the February 2011 Site Management Plan (revised July 2011 & January 2017).

Annual Groundwater Monitoring

The current monitoring program for the Site is summarized below in Table 1. The program specifies annual sampling from monitoring wells MW-1R, MW-4, MW-4R, MW-10, MW-13, MW-16, MW-17, MW- 22 and MW-23, and bi-annual sampling (i.e. every two years) of selected monitoring wells as shown below. As such, the groundwater sampling event reported herein for 2024 included monitoring wells MW-1R, MW-4, MW-4R, MW-10, MW-13, MW-14, MW-16, MW-17, MW-18, MW-19, MW-20, MW-22 and MW-23.

Table 1 Groundwater Monitoring Program			
Monitoring Program	Frequency*	Matrix	Analysis
Groundwater	Annual	Groundwater – Wells MW-1R; MW-4; MW-4R; MW-10; MW-13; MW-16; MW-17, MW-22, MW-23	WQFP VOCs (Full List) – 8260B Total Cr – 6010B (wells MW-1R, MW-4, MW-4R)
	Bi-annual	Groundwater (Odd numbered years) – Wells MW-5; MW-6; MW-7; MW-8; MW-9; MW-12	WQFP VOCs (Full List) – 8260B Total Cr – 6 010B (wells MW-6, MW-7, MW-8, MW-9)
	Bi-annual	Groundwater (Even numbered years) – Wells MW-14; MW-18; MW-19; MW-20	WQFP VOCs (Full List) – 8260B
Notes: * The frequency of events will be conducted as specified until otherwise approved by NYSDEC and NYSDOH. The current monitoring program is directed by the February, 2011 SMP (as amended).			

The August 2024 groundwater sampling event commenced by first locating and opening each existing groundwater monitoring well (including wells not scheduled for sampling) to assess their integrity and collect headspace measurements of total volatile organic compound (VOC) vapor concentrations with a photoionization detector (PID). Once the wells were opened and initial assessments/headspace readings were recorded, depth to water (DTW) measurements were collected. The DTW measurements obtained prior to commencing with the sampling activities were used in conjunction with top of well casing (TOC) elevations to determine the groundwater elevations at each monitoring well. The DTW measurements/groundwater elevations, along with selected well construction information, are presented in the attached Table 2.

After opening all of the wells and collecting a complete round of DTW measurements, groundwater sampling commences using low flow methods. Dedicated polyethylene tubing was placed in each well and purging commences via a low stress pump. During purging, the water quality field parameters (WQFPs) of temperature, specific conductance (SC), dissolved oxygen (DO), potential hydrogen (pH), oxidation/reduction potential (eH) and turbidity were monitored using a flow-thru cell. Each well was purged until stabilization of WQFPs was demonstrated. The stabilized WQFPs obtained prior to sample acquisition are presented on the attached Field Water Quality Measurement Forms (Attachment 1).

Groundwater samples were collected upflow of the flow-thru cell once stabilization was achieved. Groundwater samples were placed in pre-preserved, laboratory-supplied sampling vials containing dilute hydrochloric acid. Samples were placed on ice in a cooler and transported by laboratory courier following chain of custody protocols to the analytical laboratory for analysis. The groundwater samples for the 2024 groundwater monitoring event were transported to PACE Analytical (formerly ALPHA) of Westborough, Massachusetts for analyses. The samples were analyzed for Target Compound List (TCL) VOCs by Environmental Protection Agency (EPA) analytical method 8260 and selected samples were analyzed for total chromium by EPA analytical method 200.7.

Analytical Results

The analytical results for the August 2024 groundwater monitoring event are summarized on the attached Table 3: Groundwater Sample Analytical Results-VOCs. Exceedances of the NYSDEC Ambient Water Quality Standards as presented in NYSDEC TOGS 1.1.1 (GWS) were detected in samples from MW-1R, MW-4, MW-4R, MW 10 and MW-23. Specifically, the concentrations of Trichloroethene (TCE) exceeded the GWS in samples from those five monitoring wells. The Tetrachloroethene GWS was exceeded in samples from MW-1R, MW-4, and MW-4R. The Vinyl chloride GWS and the cis-1,2-Dichloroethene GWS were exceeded in the sample from MW-4. Because TCE was detected in the most samples and at the highest concentrations, the TCE concentrations were contoured as presented on Figure 1.

Additionally, groundwater samples collected from monitoring wells MW-1R, MW-4 and MW-4R were analyzed for chromium. The chromium concentrations in the sample collected from MW-1R (229 ug/L) exceeded the GES of 50 ug/L.

The following attachments related to the August 2024 groundwater monitoring event are

provided:

- Table 2: Monitoring Well Information and 8/22/24 Water Level Data;
- Table 3: 2024 Groundwater Sample Analytical Results-VOCs;
- Table 4: 2024 Groundwater Sample Analytical Results-Total Chromium;
- Figure 1: 2024 Groundwater Contour Map;
- Figure 2: TCE Isoconcentration Map;
- Attachment A: Field Water Quality Measurement Forms ;
- Attachment B: Laboratory Analytical Report.

JEM is currently in the process of uploading the August 2024 groundwater analytical data into the NYSDEC EQUIS database. We will advise you when that data has been successfully uploaded.

Summary of Findings

The on-site Groundwater Extraction and Treatment System (GWE&TS) was designed to control migration of groundwater containing VOCs, and the data indicate that the GWE&TS is accomplishing that objective. The water level at monitoring well MW-10, located next to operating recovery well RW-2, was 'depressed' compared to expectations (note the water elevation of MW-10 with respect to isometric lines on Figure 1). The groundwater contours near RW-1 were not affected as RW-1 was not operating at the time of groundwater elevation measurements. Detected concentrations in samples from all off-site, downgradient wells were below GWS. The highest TCE concentration (19,000 ppb) was detected in the groundwater sample collected from MW-4R, closest to the source area and closest to RW-1. This concentration is similar to past results: the TCE concentration in samples collected from MW-4R in 1998 was 28,000 ppb; 30,000 ppb TCE were detected in the sample collected from MW-4R in 2023.

Please contact me at 315-263-3388 or by email: jfblasting@james-em.com if you have questions or need additional information.

Respectfully;
James Environmental Management



James F. Blasting, P.G.
Principal

Attachments

Cc: Linette Coolong (61 Edson Street, LLC)
Alexis Martin, JEM
Jacob Guy, JEM

Table 2
Monitoring Well Information and 8/22/24 Water Level Data
Ward Products Site, 61 Edson St., Amsterdam NY

Well No.	Depth to Bedrock* (ft)	Total Depth (ft)	Measured well depth 8/22/24	Screened Interval*	Well Elev.**	DTW (ft.) from top of PVC	Water Level Elev.	PID reading (ppm)
MW-1	6.5	9	21.01	3-8	471.22	7.33	463.89	0
MW-1R	4	19	18.12	9-19	470.85	4.28	466.57	0
MW-2	12	12	11.80	7-12	470.51	4.42	466.09	0
MW-3	13	16	7.85	6-16.6	472.36	6.49	465.87	0
MW-4	10.5	15	14.59	5-15	469.50	7.11	462.39	0
MW-4R	10.5	35	34.26	25-35	469.68	21.02	448.66	12.1
MW-5R	2.5	16.5	16.28	6.5-16.5	471.26	1.05	470.21	0.5
MW-6	13.25	38.1	37.63	23-38	470.39	21.81	448.58	0.8
MW-7	24.4	34.2	33.65	19.5-34.2	468.46	19.63	448.83	0
MW-8	20.5	30.5	30.22	15.5-30.5	466.69	16.56	450.13	0.5
MW-9	36.5	47	46.55	32-47	464.71	30.28	434.43	0.3
MW-10	31.5	51.5	50.65	36-51.5	466.09	31.71	434.38	0.5
MW-11R	13.5	27	24.20	17-27	481.45	17.08	464.37	0
MW-12	30	46	45.72	36-46	467.52	22.64	444.88	0.4
MW-13	45.5	69.3	69.05	54-69	461.44	33.30	428.14	0.1
MW-14	40.8	58.8	60.64	44-58.8	452.75	11.03	441.72	0.3
MW-15	36.5	55.2	54.40	40-55.2	444.58	7.76	436.82	0
MW-16	50.1	69.8	67.90	57.5-67.5	448.75	21.85	426.90	0
MW-17	46.5	66.5	66.40	51.5-66.5	450.09	15.78	434.31	0
MW-18	52.8	69	66.00	56-66	462.98	21.66	441.32	0
MW-19	52.5	70.9	70.55	55.9-70.9	440.97	26.74	414.23	0
MW-20	39.3	60.2	53.10	45-60	441.99	21.49	420.50	0
MW-22	NA	50	NG	30-50	471.27	24.86	446.41	0
MW-23	NA	45	NG	30-45	470.51	23.63	446.88	0
IW-01	30	45.5	NG	30.5-45.5	replaced by RW-02			
IW-02	13.5	80.8	79.50	20-80	468.29	18.36	449.93	3.8
IW-03	11	80.8	NG	20-80	472.01	NG	NG	NG
IW-04	13	80.8	78.58	20-80	470.74	22.02	448.72	0.7
RW-01 ¹	14	80	NG	20-80	472.08	NG	NG	NG
RW-02	30	50	NG	30-50	465.13	NG	NG	NG

Reference document states that pump set in RW-02 at 45 feet BG. Installed 2012.

IW logs are found in AECOM constr. completion report dated January 2010.

R= Replacement well. MW-5 and MW-11 were replaced with MW-5R and MW-11R (4/22).

*reported feet below ground surface

**well elevations provided by LaBella

NG= well not gauged on 8-22-24; Tubing in MW-22 and MW-23, could not measure total depth

¹RW-01 well elevation is from 'rim of the well cover'

Table 3: Groundwater Sample Analytical Results - VOCs
Site: 61 Edson Street, Amsterdam, NY
Sample Collection Date: 8/22/24-8/23-24
JAMES ENVIRONMENTAL MANAGMENT

Analyte	NYSDEC Ambient GW Quality (Class GA)	Sample ID												
		MW-1R	MW-4R	MW-4	MW-10	MW-13	MW-14	MW-16	MW-17	MW-18	MW-19	MW-20	MW-22	MW-23
		8/23/2024						8/22/2024						
Volatile Organic Compounds (VOCs)														
Carbon tetrachloride	5	1.8	ND	ND	ND	ND	ND	ND	ND	ND	ND	ND	ND	ND
Tetrachloroethene	5	27	1800	39	0.63	ND	ND	ND	ND	ND	ND	ND	ND	ND
Trichlorofluoromethane	5	0.75 J	ND	ND	ND	ND	ND	ND	ND	ND	ND	ND	ND	ND
Vinyl chloride	2	ND	ND	18	ND	ND	ND	ND	ND	ND	ND	ND	ND	ND
1,1-Dichloroethene	5	ND	ND	ND	0.78	ND	ND	ND	ND	ND	ND	ND	ND	0.7
trans-1,2-Dichloroethene	5	ND	ND	ND	0.84 J	ND	ND	ND	ND	ND	ND	ND	ND	0.78 J
Trichloroethene	5	180	19000	180	180	1.2	ND	0.32 J	3	ND	ND	ND	1	80
cis-1,2-Dichloroethene	5	1.1 J	ND	7.3	7.7	1.4 J	ND	ND	1 J	ND	ND	ND	ND	2.7

Notes:

All results reported in ug/L

NS - No Standard

ND - Compound not detected.

BOLD - exceeds GW Standard

J - Estimated value. The Target analyte concentration is below the quantitation limit (RL), but above the Method Detection Limit (MDL) or Estimated Detection Limit (EDL) for SPME-related analyses. This represents an estimated concentration for Tentatively Identified Compounds (TICs).

Only those compounds detected in at least one sample are presented on this table.

Table 4: GW Sample Analytical Results - Total Chromium
Site: 61 Edson Street, Amsterdam, NY
Sample Collection Date: 8/23/24
JAMES ENVIRONMENTAL MANAGMENT

Analyte	NYSDEC Ambient GW Quality (Class GA)	Sample ID		
		MW-4R	MW-4	MW-1R
		8/23/2024		
Volatile Organic Compounds (VOCs)				
Chromium	50	7.8	ND	229

Notes:

All results reported in ug/L

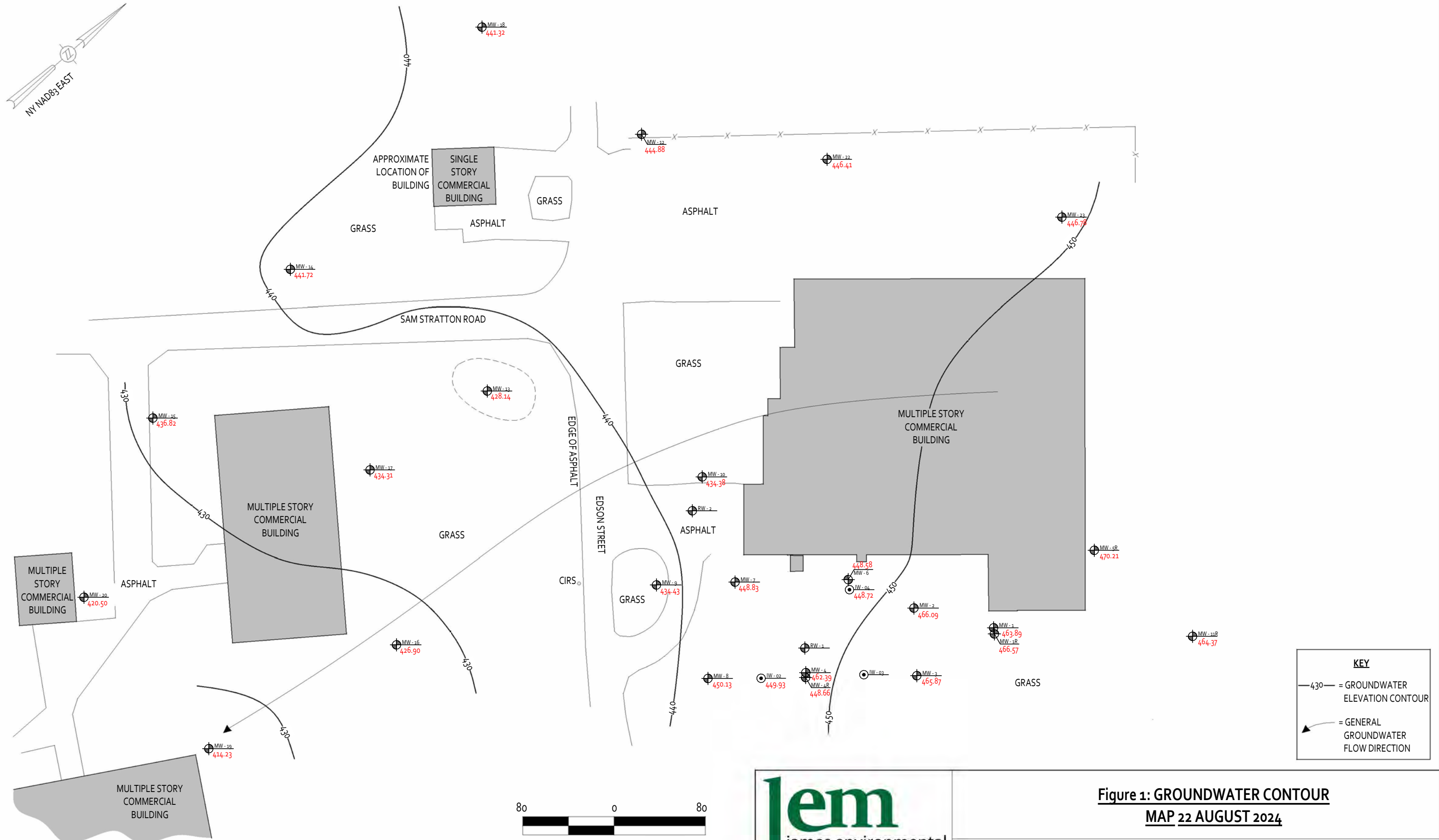
NS - No Standard

ND - Compound not detected.

BOLD - exceeds GW Standard

J - Estimated value. The Target analyte concentration is below the quantitation limit (RL), but above the Method Detection Limit (MDL) or Estimated Detection Limit (EDL) for SPME-related analyses. This represents an estimated concentration for Tentatively Identified Compounds (TICs).

Only those compounds detected in at least one sample are presented on this table.



KEY	
—430—	= GROUNDWATER ELEVATION CONTOUR
↖	= GENERAL GROUNDWATER FLOW DIRECTION

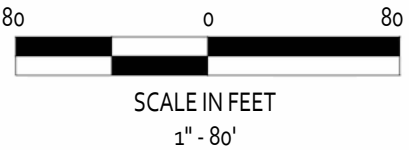
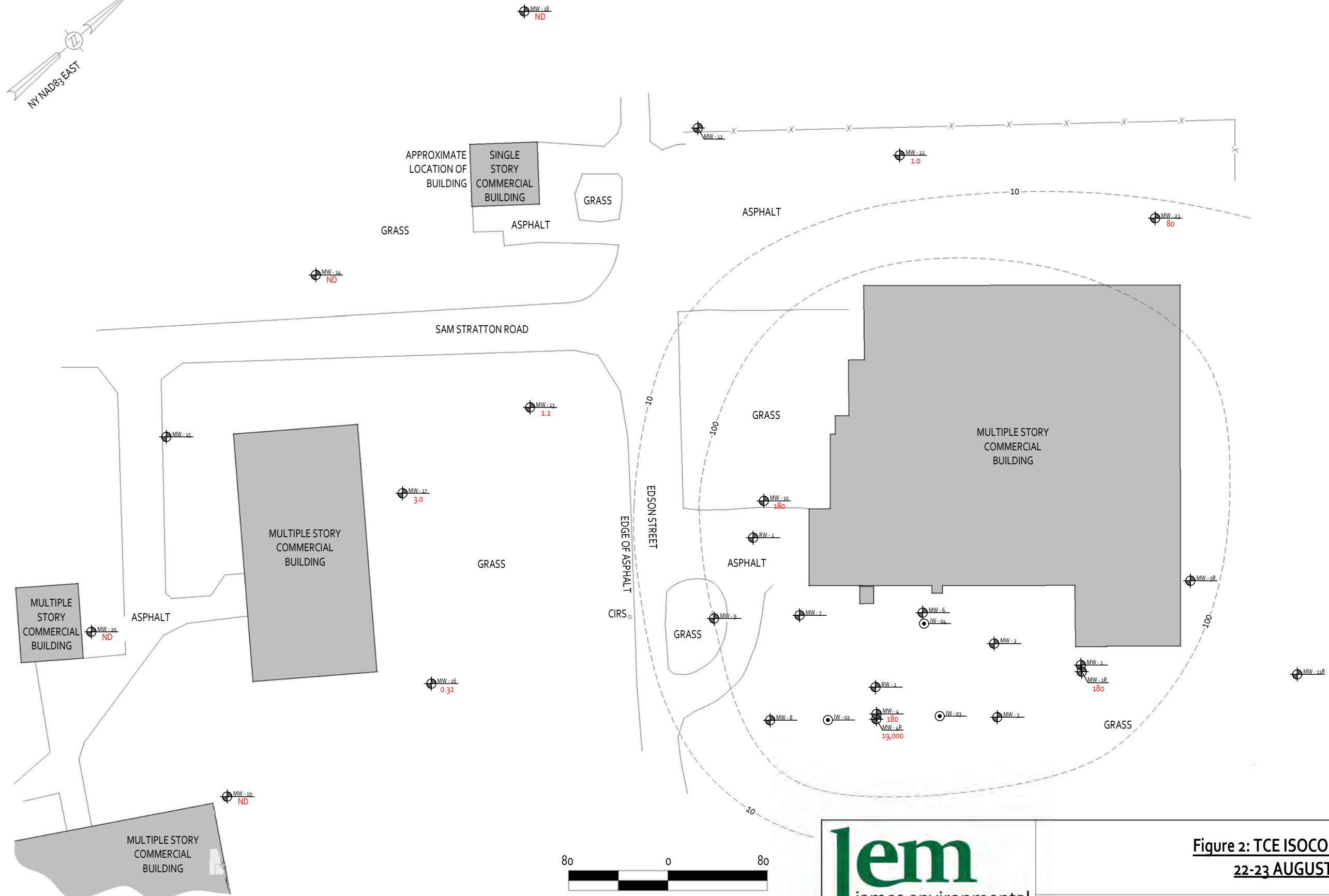


Figure 1: GROUNDWATER CONTOUR
MAP 22 AUGUST 2024

61 EDISON STREET, LLC
61 EDISON STREET, AMSTERDAM, NEW YORK 12010



KEY	
	= MONITORING WELL
180	= TCE CONCENTRATION IN PPB
- - - 100 - - -	= TCE CONCENTRATION CONTOUR

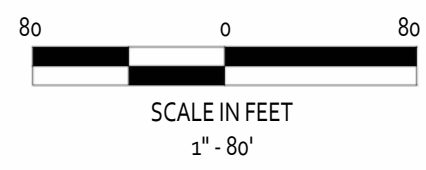


Figure 2: TCE ISOCONCENTRATION MAP
22-23 AUGUST 2024

61 EDISON STREET, LLC
61 EDISON STREET, AMSTERDAM, NEW YORK 12010

Attachment A
Field Water Quality Measurement Forms

APPENDIX C

EXAMPLE (Minimum Requirements)
WELL PURGING-FIELD WATER QUALITY MEASUREMENTS FORM


Location (Site/Facility Name) (1) Edison St.
 Well Number MW-1R Date 8/23/24
 Field Personnel CAVIN KOONTZ
 Sampling Organization Pace
 Identify MP top of PVC.
 Depth to 4.34' of screen (below MP) top bottom
 Pump Intake at (ft. below MP)
 Purging Device; (pump type) Peri
 Total Volume Purged 171.0 gal

Clock Time 24 HR	Water Depth below MP ft	Pump Dial'	Purge Rate ml/min	Cum. Volume Purged liters	Temp. °C	Spec. Cond. ² µS/cm	pH	ORP ³ mv.	DO mg/L	Turbidity NTU	Comments
1100	4.77				17.0	689	6.97	90.4	4.00	14.10	
1105	5.55				17.1	728	6.94	94.6	1.50	15.65	
1110	6.64				17.1	731	6.95	115.8	1.05	19.14	
1115	7.30				17.1	729	6.95	120.9	1.04	20.19	
1120	8.36				17.2	722	6.95	130.9	1.03	21.03	
1125	9.19				17.2	719	6.95	125.1	1.10	23.17	

sampled on 8/23/24

- Stabilization Criteria
- 1. Pump dial setting (for example: hertz, cycles/min, etc).
 - 2. µSiemens per cm (same as µmhos/cm) at 25°C.
 - 3. Oxidation reduction potential (ORP)

3% 3% ±0.1 ±10 mv 10% 10%



APPENDIX C

EXAMPLE (Minimum Requirements)
WELL PURGING-FIELD WATER QUALITY MEASUREMENTS FORM

Location (Site/Facility Name) 61 Edison St.
 Well Number MW-4 Date 8/23/24
 Field Personnel Calvin Kowitz
 Sampling Organization Pace
 Identify MP top of PVC

Depth to 7.65 of screen
 (below MP) top bottom
 Pump Intake at (ft. below MP) _____
 Purging Device: (pump type) per
 Total Volume Purged 1.0 gal

Clock Time 24 HR	Water Depth below MP ft	Pump Dial ¹	Purge Rate ml/min	Cum. Volume Purged liters	Temp. °C	Spec. Cond. ² µS/cm	pH	ORP ³ mv.	DO mg/L	Turbidity NTU	Comments
1025	7.77				14.6	674	6.79	-57.6	1.50	13.25	
1030	8.01				14.7	670	6.78	-56.5	0.55	12.74	
1035	8.50				14.9	639	6.72	-42.9	0.22	14.27	
1040	8.97				15.0	599	6.61	-7.7	0.14	14.59	
1045	9.49				15.0	579	6.60	3.0	0.12	11.81	
1050	10.02				15.1	586	6.61	-6.1	0.14	10.99	

3% 3% ±0.1 ±10 mv 10% 10%

Sampled @ 1050 on 8/23/24

- Stabilization Criteria
- Pump dial setting (for example: hertz, cycles/min, etc),
 - µSiemens per cm (same as µmhos/cm) at 25°C.
 - Oxidation reduction potential (ORP)

EXAMPLE (Minimum Requirements)
WELL PURGING-FIELD WATER QUALITY MEASUREMENTS FORM

Location (Site/Facility Name) GI ELSA ST.

Well Number MW-4R Date 8/23/24

Field Personnel Calvin Koenitzer

Sampling Organization Page

Identify MP Top of ARC

Depth to 20.59 of screen (below MP) top bottom

Pump Intake at (ft. below MP) _____

Purging Device: (pump type) perc.

Total Volume Purged 20.59 gal.

Clock Time 24 HR	Water Depth below MP ft	Pump Dial ¹	Purge Rate ml/min	Cum. Volume Purged liters	Temp. °C	Spec. Cond. ² μS/cm	pH	ORP ³ mv	DO mg/L	Turbidity NTU	Comments
0955	20.93				16.5	614	7.13	14.7	2.01	22.41	
1000	21.14				15.5	610	7.13	193.6	0.82	26.81	
1005	21.20				14.9	610	7.14	188.8	0.40	26.42	
1010	21.28				15.1	607	7.14	185.0	0.36	27.31	
1015	21.31				15.1	611	7.14	182.9	0.37	25.11	
											Sampled @ 105 on 8/23/24

Stabilization Criteria 3% 3% ± 0.1 ± 10 mv 10% 10%

- Pump dial setting (for example: hertz, cycles/min, etc).
- μSiemens per cm (same as μmhos/cm) at 25°C.
- Oxidation reduction potential (ORP)

EXAMPLE (Minimum Requirements)
WELL PURGING-FIELD WATER QUALITY MEASUREMENTS FORM

Location (Site/Facility Name) 61 Edson St.
 Well Number MW-10 Date 8/23/24
 Field Personnel Calvin Koenig
 Sampling Organization Falls
 Identify MP Top of PVC

Depth to 32.26/ of screen
 (below MP) top bottom
 Pump Intake at (ft. below MP) peri
 Purging Device: (pump type) peri
 Total Volume Purged 20.5 gal

Clock Time 24 HR	Water Depth below MP ft	Pump Dial ¹	Purge Rate ml/min	Cum. Volume Purged liters	Temp. °C	Spec. Cond. ² µS/cm	pH	ORP ³ mv	DO mg/L	Turbidity NTU	Comments	
0920	33.11				13.1	740	7.12	101.3	1.13	12.11		
0925	33.47				13.0	730	7.21	98.1	0.91	10.11		
0930	33.49				13.1	726	7.30	97.3	0.87	9.37		
0935	33.51				12.9	724	7.28	97.0	0.84	9.13		
					Sampled @ 0935 on 8/23/24							

- Stabilization Criteria
1. Pump dial setting (for example: hertz, cycles/min, etc).
 2. µSiemens per cm (same as µmhos/cm) at 25°C.
 3. Oxidation reduction potential (ORP)

3% 3% ±0.1 ±10 mv 10% 10%

EXAMPLE (Minimum Requirements)
WELL PURGING-FIELD WATER QUALITY MEASUREMENTS FORM

Location (Site/Facility Name) 61 Edson St.
 Well Number MMW-13 Date 8/23/24
 Field Personnel Calvin Kautz
 Sampling Organization Pace
 Identify MP Top of PVC.

Depth to 33.4 of screen
 (below MP) top bottom
 Pump Intake at (ft. below MP)
 Purging Device; (pump type) perc.
 Total Volume Purged _____

Clock Time	Water Depth below MP ft	Pump Dial ¹	Purge Rate ml/min	Cum. Volume Purged liters	Temp. °C	Spec. Cond. ² µS/cm	pH	ORP ³ mv	DO mg/L	Turbidity NTU	Comments
0845	33.42				17.0	391	6.67	189.9	5.6	27.05	

Sampled @ 0850 on 8/23/24

- Stabilization Criteria
1. Pump dial setting (for example: hertz, cycles/min, etc).
 2. µSiemens per cm (same as µmhos/cm) at 25°C.
 3. Oxidation reduction potential (ORP)

3% 3% ±0.1 ±10 mv 10% 10%

Water rapidly depleted, grabbed sample after 1 reading.

EXAMPLE (Minimum Requirements)
WELL PURGING-FIELD WATER QUALITY MEASUREMENTS FORM

Location (Site/Facility Name) 601 Edison St.
 Well Number MW-18 Date 8/22/24
 Field Personnel Calvin Koenig
 Sampling Organization Face
 Identify MP Top of Arc

Depth to 21.72 of screen
 (below MP) top bottom
 Pump Intake at (ft. below MP) _____
 Purging Device; (pump type) perc.
 Total Volume Purged ~ 0.75 gal

Clock Time 24 HR	Water Depth below MP ft	Pump Dial ¹	Purge Rate ml/min	Cum. Volume Purged liters	Temp. °C	Spec. Cond. ² µS/cm	pH	ORP ³ mv.	DO mg/L	Turbidity NTU	Comments
1500	22.24				12.5	269	6.91	210.7	6.73	24.11	
1505	22.43				12.4	250	6.91	211.5	6.21	24.71	
1510	22.64				12.2	250	6.90	212.4	6.30	24.23	
1515	22.83				12.2	250	6.90	213.0	6.30	25.17	

Sampled @ 1515 on 8/22/24

- Stabilization Criteria
- Pump dial setting (for example: hertz, cycles/min, etc).
 - µSiemens per cm (same as µmhos/cm) at 25°C.
 - Oxidation reduction potential (ORP)

3% 3% ±0.1 ±10 mv, 10% 10%

APPENDIX C

EXAMPLE (Minimum Requirements)
WELL PURGING-FIELD WATER QUALITY MEASUREMENTS FORM

Location (Site/Facility Name) 61 Edson St.
Well Number AW-14 Date 8/22/24
Field Personnel Colin Kemfies
Sampling Organization Pace
Identify MP Top of PUC

Depth to 11.20 / of screen
(below MP) top bottom
Pump Intake at (ft. below MP)
Purging Device; (pump type) Peri
Total Volume Purged 10.75 gal.

Clock Time 24 HR	Water Depth below MP ft	Pump Dial'	Purge Rate ml/min	Cum. Volume Purged liters	Temp. °C	Spec. Cond. ² µS/cm	pH	ORP ³ mv.	DO mg/L	Turbidity NTU	Comments
1355	11.87				14.3	869	8.68	172.8	8.82	16.91	
1400	12.89				14.1	863	8.72	171.0	8.60	16.53	
1405	13.70				14.2	862	8.76	168.6	8.57	16.26	
1410	14.65				14.1	864	8.76	167.2	8.52	15.44	
1415	15.59				14.1	863	8.76	166.7	8.49	15.91	

Sampled @ 1415 on 8/22/24

Stabilization Criteria

- 1. Pump dial setting (for example: hertz, cycles/min, etc).
- 2. µSiemens per cm (same as µmhos/cm) at 25°C.
- 3. Oxidation reduction potential (ORP)

3% 3% ±0.1 ±10 mv 10% 10%

APPENDIX C

EXAMPLE (Minimum Requirements) WELL PURGING-FIELD WATER QUALITY MEASUREMENTS FORM

Location (Site/Facility Name) Edison St.
 Well Number AW#19 Date 8/22/24
 Field Personnel Galvin Kunitzer
 Sampling Organization Pate
 Identify MP TOP OF PVC

Depth to 26.80' of screen
 (below MP) top bottom
 Pump Intake at (ft. below MP) _____
 Purging Device; (pump type) Perc
 Total Volume Purged 20.75 gal

Clock Time 24 HR	Water Depth below MP ft	Pump Dial ¹	Purge Rate ml/min	Cum. Volume Purged liters	Temp. °C	Spec. Cond. ² µS/cm	pH	ORP ³ mv.	DO mg/L	Turbidity NTU	Comments
1300	27.76				15.5	678	6.95	202.6	6.00	10.57	
1305	27.57				13.9	702	6.88	206.6	5.01	6.03	
1310	27.85				14.1	734	6.96	202.9	3.71	7.55	
1315	28.24				14.5	771	6.94	198.9	3.58	9.70	
1320	28.44				14.6	769	6.92	155.8	3.67	8.19	

Sampled @ 1320 on 8/22/24

Dup, MS, MSD

Stabilization Criteria

3% 3% ±0.1 ±10 mv, 10% 10%

1. Pump dial setting (for example: hertz, cycles/min, etc).
2. µSiemens per cm (same as µmhos/cm) at 25°C.
3. Oxidation reduction potential (ORP)

APPENDIX C

EXAMPLE (Minimum Requirements)
WELL PURGING-FIELD WATER QUALITY MEASUREMENTS FORM

Location (Site/Facility Name) 61 Edison St
 Well Number MW-20 Date 8/22/24
 Field Personnel Calvin Kevith
 Sampling Organization Face
 Identify MP Top of PVC

Depth to 21.52' of screen (below MP) top bottom
 Pump Intake at (ft. below MP) _____
 Purging Device; (pump type) per
 Total Volume Purged ~ 0.75 gal

Clock Time 24 HR	Water Depth below MP ft	Pump Dial ¹	Purge Rate ml/min	Cum. Volume Purged liters	Temp. °C	Spec. Cond. ² µS/cm	pH	ORP ³ mv.	DO mg/L	Turbidity NTU	Comments
1220	21.71				14.6	1014	7.40	225.6	8.36	135.56	
1225	23.50				13.4	984	7.36	216.1	8.42	106.40	
1230	24.39				14.1	986	7.35	210.3	8.04	77.16	
1235	24.87				13.9	989	7.36	207.1	8.06	81.11	
1240	25.20				14.2	980	7.40	202.4	7.89	85.17	
1245	25.45				14.3	988	7.39	201.3	7.80	89.79	
											Sampled @ 1245 on 8/22/24

Stabilization Criteria

1. Pump dial setting (for example: hertz, cycles/min, etc).
2. µSiemens per cm (same as µmhos/cm) at 25°C.
3. Oxidation reduction potential (ORP)

3% 3% ±0.1 ±10 mv 10% 10%

APPENDIX C

EXAMPLE (Minimum Requirements)
WELL PURGING-FIELD WATER QUALITY MEASUREMENTS FORM

Location (Site/Facility Name) 61 Edson St.
 Well Number MW-16 Date 8/22/24
 Field Personnel Calvin Koenig
 Sampling Organization Pace
 Identify MP Top of Pk

Depth to 21.87 of screen
 (below MP) top bottom
 Pump Intake at (ft. below MP) _____
 Purging Device: (pump type) Perv.
 Total Volume Purged 2060 gal

Clock Time 24 HR	Water Depth below MP ft	Pump Dial'	Purge Rate ml/min	Cum. Volume Purged liters	Temp. °C	Spec. Cond.² µS/cm	pH	ORP³ mv.	DO mg/L	Turbidity NTU	Comments
1125	21.90				14.5	192	6.82	189.7	5.45	40.31	
1130	22.73				11.6	187	6.67	196.7	2.80	27.39	
1135	23.43				12.2	184	6.64	196.1	0.60	23.59	
1140	23.65				12.8	183	6.62	194.8	0.63	25.82	
1145	24.03				13.0	185	6.62	191.5	0.65	19.91	

Sampled @ 1145 on 8/22/24

- Stabilization Criteria
1. Pump dial setting (for example: hertz, cycles/min, etc).
 2. µSiemens per cm (same as µmhos/cm) at 25°C.
 3. Oxidation reduction potential (ORP)

3% 3% ±0.1 ±10 mv 10% 10%

APPENDIX C

EXAMPLE (Minimum Requirements)
WELL PURGING-FIELD WATER QUALITY MEASUREMENTS FORM

Location (Site/Facility Name) 61 Edison St.
Well Number WW-7 Date 8/22/24
Field Personnel Calvin Koontzen
Sampling Organization Rice
Identify MP Top of PVC

Depth to 15.67/166.65 of screen
(below MP) top bottom
Pump Intake at (ft. below MP)
Purging Device; (pump type) PPI
Total Volume Purged 20.60 gal

Clock Time 24 HR	Water Depth below MP ft	Pump Dial'	Purge Rate ml/min	Cum. Volume Purged liters	Temp. °C	Spec. Cond. ² µS/cm	pH	ORP ³ mv.	DO mg/L	Turbidity NTU	Comments
1055	15.71				15.5	553	7.09	190.5	8.14	11.65	
1100	15.97				14.1	527	7.08	191.9	7.53	13.75	
1105	16.54				14.3	528	7.08	192.0	7.45	12.91	
1110	16.95				14.5	526	7.10	190.3	7.40	14.11	
1115	16.09				14.6	530	7.10				

Sampled @ 1115 on 8/22/24

- Stabilization Criteria
1. Pump dial setting (for example: hertz, cycles/min, etc).
 2. μ Siemens per cm (same as μ mhos/cm) at 25°C.
 3. Oxidation reduction potential (ORP)

3% 3% ±0.1 ±10 mv 10% 10%

APPENDIX C

EXAMPLE (Minimum Requirements)
WELL PURGING-FIELD WATER QUALITY MEASUREMENTS FORM

Location (Site/Facility Name) 61 Edison St.
 Well Number MW-23 Date 8/22/24
 Field Personnel Calvin Koestler
 Sampling Organization Pace
 Identify MP Tap of PVC
 Depth to 23.73/45.15 of screen
 (below MP) top bottom
 Pump Intake at (ft. below MP) _____
 Purging Device; (pump type) PEN
 Total Volume Purged NO. 75 gal

Clock Time 24 HR	Water Depth below MP ft	Pump Dial ¹	Purge Rate ml/min	Cum. Volume Purged liters	Temp. °C	Spec. Cond. ² µS/cm	pH	ORP ³ mv	DO mg/L	Turbidity NTU	Comments
1000	23.95		~200		14.8	719	7.14	177.5	0.62	13.70	
1005	23.97				14.7	719	7.13	175.4	0.42	18.90	
1010	23.97				14.6	717	7.14	162.4	0.17	30.11	
1015	24.00				14.6	717	7.14	155.0	0.12	32.17	
1020	23.95				14.9	714	7.13	146.1	0.13	34.19	
1025	23.91				15.1	712	7.13	148.0	0.14	36.03	

Sampled @ 1025 on 8/22/24

- Stabilization Criteria
- 1. Pump dial setting (for example: hertz, cycles/min, etc.)
 - 2. µSiemens per cm (same as µmhos/cm) at 25°C.
 - 3. Oxidation reduction potential (ORP)

3% 3% ±0.1 ±10 mv 10% 10%

APPENDIX C

EXAMPLE (Minimum Requirements)
WELL PURGING-FIELD WATER QUALITY MEASUREMENTS FORM

Location (Site/Facility Name) 61 Edison St.
 Well Number MW-12 Date 8/22/24
 Field Personnel Calvin Forstner
 Sampling Organization Peri
 Identify MP Top of PVC
 Depth to 24.57 49.88 of screen
 (below MP) top bottom
 Pump Intake at (ft. below MP) _____
 Purging Device; (pump type) _____
 Total Volume Purged ~1.0 gal

Clock Time 24 HR	Water Depth below MP ft	Pump Dial ¹	Purge Rate ml/min	Cum. Volume Purged liters	Temp. °C	Spec. Cond. ² µS/cm	pH	ORP ³ mv.	DO mg/L	Turbidity NTU	Comments
0915	25.35		~250		15.5	364	7.24	147.8	4.85	11.51	
0920	25.95				14.6	362	7.09	157.3	4.12	9.73	
0925	26.04				15.2	373	7.10	158.9	3.09	5.45	
0930	25.73				15.5	381	7.11	156.1	2.67	6.70	
0935	25.80				15.5	392	7.10	150.1	1.70	6.13	
0940	25.77				16.0	407	7.25	147.8	1.81	7.19	
0945	25.65				16.2	409	7.26	146.8	1.83	7.91	

Sampled @ 0945 on 8/22/24

3% ±0.1 3% ±10 mv 10% 10%

- Stabilization Criteria
1. Pump dial setting (for example: hertz, cycles/min, etc).
 2. µSiemens per cm (same as µmhos/cm) at 25°C.
 3. Oxidation reduction potential (ORP)

Attachment B
Laboratory Analytical Report



ANALYTICAL REPORT

Lab Number:	L2448101
Client:	James Environmental Management 134 Greenridge Drive Manlius, NY 13104
ATTN:	James Blasting
Phone:	(315) 263-3388
Project Name:	EDSON STREET, AMSTERDAM
Project Number:	Not Specified
Report Date:	08/28/24

The original project report/data package is held by Alpha Analytical. This report/data package is paginated and should be reproduced only in its entirety. Alpha Analytical holds no responsibility for results and/or data that are not consistent with the original.

Certifications & Approvals: MA (M-MA086), NH NELAP (2064), CT (PH-0826), IL (200077), IN (C-MA-03), KY (KY98045), ME (MA00086), MD (348), NJ (MA935), NY (11148), NC (25700/666), OR (MA-1316), PA (68-03671), RI (LAO00065), TX (T104704476), VT (VT-0935), VA (460195), USDA (Permit #525-23-122-91930A1).

Eight Walkup Drive, Westborough, MA 01581-1019
508-898-9220 (Fax) 508-898-9193 800-624-9220 - www.alphalab.com



Project Name: EDSON STREET, AMSTERDAM**Lab Number:** L2448101**Project Number:** Not Specified**Report Date:** 08/28/24

Alpha Sample ID	Client ID	Matrix	Sample Location	Collection Date/Time	Receive Date
L2448101-01	MW-16	WATER	61 EDISON STREET, AMSTERDAM, NEW YORK	08/22/24 11:45	08/22/24
L2448101-02	MW-17	WATER	61 EDISON STREET, AMSTERDAM, NEW YORK	08/22/24 11:15	08/22/24
L2448101-03	MW-22	WATER	61 EDISON STREET, AMSTERDAM, NEW YORK	08/22/24 09:45	08/22/24
L2448101-04	MW-23	WATER	61 EDISON STREET, AMSTERDAM, NEW YORK	08/22/24 10:25	08/22/24
L2448101-05	MW-14	WATER	61 EDISON STREET, AMSTERDAM, NEW YORK	08/22/24 14:15	08/22/24
L2448101-06	MW-18	WATER	61 EDISON STREET, AMSTERDAM, NEW YORK	08/22/24 15:15	08/22/24
L2448101-07	MW-19	WATER	61 EDISON STREET, AMSTERDAM, NEW YORK	08/22/24 13:20	08/22/24
L2448101-08	MW-20	WATER	61 EDISON STREET, AMSTERDAM, NEW YORK	08/22/24 12:45	08/22/24
L2448101-09	TRIP BLANK		61 EDISON STREET, AMSTERDAM, NEW YORK	08/22/24 00:00	08/22/24
L2448101-10	FIELD DUPLICATE	WATER	61 EDISON STREET, AMSTERDAM, NEW YORK	08/22/24 13:20	08/22/24

Project Name: EDSON STREET, AMSTERDAM
Project Number: Not Specified

Lab Number: L2448101
Report Date: 08/28/24

Case Narrative

The samples were received in accordance with the Chain of Custody and no significant deviations were encountered during the preparation or analysis unless otherwise noted. Sample Receipt, Container Information, and the Chain of Custody are located at the back of the report.

Results contained within this report relate only to the samples submitted under this Alpha Lab Number and meet NELAP requirements for all NELAP accredited parameters unless otherwise noted in the following narrative. The data presented in this report is organized by parameter (i.e. VOC, SVOC, etc.). Sample specific Quality Control data (i.e. Surrogate Spike Recovery) is reported at the end of the target analyte list for each individual sample, followed by the Laboratory Batch Quality Control at the end of each parameter. Tentatively Identified Compounds (TICs), if requested, are reported for compounds identified to be present and are not part of the method/program Target Compound List, even if only a subset of the TCL are being reported. If a sample was re-analyzed or re-extracted due to a required quality control corrective action and if both sets of data are reported, the Laboratory ID of the re-analysis or re-extraction is designated with an "R" or "RE", respectively.

When multiple Batch Quality Control elements are reported (e.g. more than one LCS), the associated samples for each element are noted in the grey shaded header line of each data table. Any Laboratory Batch, Sample Specific % recovery or RPD value that is outside the listed Acceptance Criteria is bolded in the report. In reference to questions H (CAM) or 4 (RCP) when "NO" is checked, the performance criteria for CAM and RCP methods allow for some quality control failures to occur and still be within method compliance. In these instances, the specific failure is not narrated but noted in the associated QC Outlier Summary Report, located directly after the Case Narrative. QC information is also incorporated in the Data Usability Assessment table (Format 11) of our Data Merger tool, where it can be reviewed in conjunction with the sample result, associated regulatory criteria and any associated data usability implications.

Soil/sediments and solids are reported on a dry weight basis unless otherwise noted. Tissues are reported "as received" or on a wet weight basis, unless otherwise noted. Definitions of all data qualifiers and acronyms used in this report are provided in the Glossary located at the back of the report.

HOLD POLICY - For samples submitted on hold, Alpha's policy is to hold samples (with the exception of Air canisters) free of charge for 21 calendar days from the date the project is completed. After 21 calendar days, we will dispose of all samples submitted including those put on hold unless you have contacted your Alpha Project Manager and made arrangements for Alpha to continue to hold the samples. Air canisters will be disposed after 3 business days from the date the project is completed.

Please contact Project Management at 800-624-9220 with any questions.

Project Name: EDSON STREET, AMSTERDAM
Project Number: Not Specified

Lab Number: L2448101
Report Date: 08/28/24

Case Narrative (continued)

Report Submission


All non-detect (ND) or estimated concentrations (J-qualified) have been quantitated to the limit noted in the MDL column.

Sample Receipt

L2448101-09: A sample identified as "TRIP BLANK" was listed on the Chain of Custody, but not received. This was verified by the client.

I, the undersigned, attest under the pains and penalties of perjury that, to the best of my knowledge and belief and based upon my personal inquiry of those responsible for providing the information contained in this analytical report, such information is accurate and complete. This certificate of analysis is not complete unless this page accompanies any and all pages of this report.

Authorized Signature:

 Ashaley Moynihan

Title: Technical Director/Representative

Date: 08/28/24

ORGANICS

VOLATILES

Project Name: EDSON STREET, AMSTERDAM**Lab Number:** L2448101**Project Number:** Not Specified**Report Date:** 08/28/24**SAMPLE RESULTS**

Lab ID: L2448101-01
 Client ID: MW-16
 Sample Location: 61 EDISON STREET, AMSTERDAM, NEW YORK

Date Collected: 08/22/24 11:45
 Date Received: 08/22/24
 Field Prep: Not Specified

Sample Depth:

Matrix: Water
 Analytical Method: 1,8260D
 Analytical Date: 08/27/24 09:11
 Analyst: MAG

Parameter	Result	Qualifier	Units	RL	MDL	Dilution Factor
Volatile Organics by GC/MS - Westborough Lab						
Methylene chloride	ND		ug/l	2.5	0.70	1
1,1-Dichloroethane	ND		ug/l	2.5	0.70	1
Chloroform	ND		ug/l	2.5	0.70	1
Carbon tetrachloride	ND		ug/l	0.50	0.13	1
1,2-Dichloropropane	ND		ug/l	1.0	0.14	1
Dibromochloromethane	ND		ug/l	0.50	0.15	1
1,1,2-Trichloroethane	ND		ug/l	1.5	0.50	1
Tetrachloroethene	ND		ug/l	0.50	0.18	1
Chlorobenzene	ND		ug/l	2.5	0.70	1
Trichlorofluoromethane	ND		ug/l	2.5	0.70	1
1,2-Dichloroethane	ND		ug/l	0.50	0.13	1
1,1,1-Trichloroethane	ND		ug/l	2.5	0.70	1
Bromodichloromethane	ND		ug/l	0.50	0.19	1
trans-1,3-Dichloropropene	ND		ug/l	0.50	0.16	1
cis-1,3-Dichloropropene	ND		ug/l	0.50	0.14	1
Bromoform	ND		ug/l	2.0	0.65	1
1,1,2,2-Tetrachloroethane	ND		ug/l	0.50	0.17	1
Benzene	ND		ug/l	0.50	0.16	1
Toluene	ND		ug/l	2.5	0.70	1
Ethylbenzene	ND		ug/l	2.5	0.70	1
Chloromethane	ND		ug/l	2.5	0.70	1
Bromomethane	ND		ug/l	2.5	0.70	1
Vinyl chloride	ND		ug/l	1.0	0.07	1
Chloroethane	ND		ug/l	2.5	0.70	1
1,1-Dichloroethene	ND		ug/l	0.50	0.17	1
trans-1,2-Dichloroethene	ND		ug/l	2.5	0.70	1
Trichloroethene	0.32	J	ug/l	0.50	0.18	1
1,2-Dichlorobenzene	ND		ug/l	2.5	0.70	1

Project Name: EDSON STREET, AMSTERDAM**Lab Number:** L2448101**Project Number:** Not Specified**Report Date:** 08/28/24**SAMPLE RESULTS**

Lab ID: L2448101-01

Date Collected: 08/22/24 11:45

Client ID: MW-16

Date Received: 08/22/24

Sample Location: 61 EDISON STREET, AMSTERDAM, NEW YORK

Field Prep: Not Specified

Sample Depth:

Parameter	Result	Qualifier	Units	RL	MDL	Dilution Factor
Volatile Organics by GC/MS - Westborough Lab						
1,3-Dichlorobenzene	ND		ug/l	2.5	0.70	1
1,4-Dichlorobenzene	ND		ug/l	2.5	0.70	1
Methyl tert butyl ether	ND		ug/l	2.5	0.17	1
p/m-Xylene	ND		ug/l	2.5	0.70	1
o-Xylene	ND		ug/l	2.5	0.70	1
cis-1,2-Dichloroethene	ND		ug/l	2.5	0.70	1
Styrene	ND		ug/l	2.5	0.70	1
Dichlorodifluoromethane	ND		ug/l	5.0	1.0	1
Acetone	ND		ug/l	5.0	1.5	1
Carbon disulfide	ND		ug/l	5.0	1.0	1
2-Butanone	ND		ug/l	5.0	1.9	1
4-Methyl-2-pentanone	ND		ug/l	5.0	1.0	1
2-Hexanone	ND		ug/l	5.0	1.0	1
Bromochloromethane	ND		ug/l	2.5	0.70	1
1,2-Dibromoethane	ND		ug/l	2.0	0.65	1
1,2-Dibromo-3-chloropropane	ND		ug/l	2.5	0.70	1
Isopropylbenzene	ND		ug/l	2.5	0.70	1
1,2,3-Trichlorobenzene	ND		ug/l	2.5	0.70	1
1,2,4-Trichlorobenzene	ND		ug/l	2.5	0.70	1
Methyl Acetate	ND		ug/l	2.0	0.23	1
Cyclohexane	ND		ug/l	10	0.27	1
1,4-Dioxane	ND		ug/l	250	61.	1
Freon-113	ND		ug/l	2.5	0.70	1
Methyl cyclohexane	ND		ug/l	10	0.40	1

Surrogate	% Recovery	Qualifier	Acceptance Criteria
1,2-Dichloroethane-d4	113		70-130
Toluene-d8	102		70-130
4-Bromofluorobenzene	97		70-130
Dibromofluoromethane	99		70-130

Project Name: EDSON STREET, AMSTERDAM**Lab Number:** L2448101**Project Number:** Not Specified**Report Date:** 08/28/24**SAMPLE RESULTS**

Lab ID: L2448101-02
 Client ID: MW-17
 Sample Location: 61 EDISON STREET, AMSTERDAM, NEW YORK

Date Collected: 08/22/24 11:15
 Date Received: 08/22/24
 Field Prep: Not Specified

Sample Depth:

Matrix: Water
 Analytical Method: 1,8260D
 Analytical Date: 08/27/24 09:34
 Analyst: MAG

Parameter	Result	Qualifier	Units	RL	MDL	Dilution Factor
Volatile Organics by GC/MS - Westborough Lab						
Methylene chloride	ND		ug/l	2.5	0.70	1
1,1-Dichloroethane	ND		ug/l	2.5	0.70	1
Chloroform	ND		ug/l	2.5	0.70	1
Carbon tetrachloride	ND		ug/l	0.50	0.13	1
1,2-Dichloropropane	ND		ug/l	1.0	0.14	1
Dibromochloromethane	ND		ug/l	0.50	0.15	1
1,1,2-Trichloroethane	ND		ug/l	1.5	0.50	1
Tetrachloroethene	ND		ug/l	0.50	0.18	1
Chlorobenzene	ND		ug/l	2.5	0.70	1
Trichlorofluoromethane	ND		ug/l	2.5	0.70	1
1,2-Dichloroethane	ND		ug/l	0.50	0.13	1
1,1,1-Trichloroethane	ND		ug/l	2.5	0.70	1
Bromodichloromethane	ND		ug/l	0.50	0.19	1
trans-1,3-Dichloropropene	ND		ug/l	0.50	0.16	1
cis-1,3-Dichloropropene	ND		ug/l	0.50	0.14	1
Bromoform	ND		ug/l	2.0	0.65	1
1,1,2,2-Tetrachloroethane	ND		ug/l	0.50	0.17	1
Benzene	ND		ug/l	0.50	0.16	1
Toluene	ND		ug/l	2.5	0.70	1
Ethylbenzene	ND		ug/l	2.5	0.70	1
Chloromethane	ND		ug/l	2.5	0.70	1
Bromomethane	ND		ug/l	2.5	0.70	1
Vinyl chloride	ND		ug/l	1.0	0.07	1
Chloroethane	ND		ug/l	2.5	0.70	1
1,1-Dichloroethene	ND		ug/l	0.50	0.17	1
trans-1,2-Dichloroethene	ND		ug/l	2.5	0.70	1
Trichloroethene	3.0		ug/l	0.50	0.18	1
1,2-Dichlorobenzene	ND		ug/l	2.5	0.70	1

Project Name: EDSON STREET, AMSTERDAM**Lab Number:** L2448101**Project Number:** Not Specified**Report Date:** 08/28/24**SAMPLE RESULTS**

Lab ID: L2448101-02

Date Collected: 08/22/24 11:15

Client ID: MW-17

Date Received: 08/22/24

Sample Location: 61 EDISON STREET, AMSTERDAM, NEW YORK

Field Prep: Not Specified

Sample Depth:

Parameter	Result	Qualifier	Units	RL	MDL	Dilution Factor
Volatile Organics by GC/MS - Westborough Lab						
1,3-Dichlorobenzene	ND		ug/l	2.5	0.70	1
1,4-Dichlorobenzene	ND		ug/l	2.5	0.70	1
Methyl tert butyl ether	ND		ug/l	2.5	0.17	1
p/m-Xylene	ND		ug/l	2.5	0.70	1
o-Xylene	ND		ug/l	2.5	0.70	1
cis-1,2-Dichloroethene	1.0	J	ug/l	2.5	0.70	1
Styrene	ND		ug/l	2.5	0.70	1
Dichlorodifluoromethane	ND		ug/l	5.0	1.0	1
Acetone	ND		ug/l	5.0	1.5	1
Carbon disulfide	ND		ug/l	5.0	1.0	1
2-Butanone	ND		ug/l	5.0	1.9	1
4-Methyl-2-pentanone	ND		ug/l	5.0	1.0	1
2-Hexanone	ND		ug/l	5.0	1.0	1
Bromochloromethane	ND		ug/l	2.5	0.70	1
1,2-Dibromoethane	ND		ug/l	2.0	0.65	1
1,2-Dibromo-3-chloropropane	ND		ug/l	2.5	0.70	1
Isopropylbenzene	ND		ug/l	2.5	0.70	1
1,2,3-Trichlorobenzene	ND		ug/l	2.5	0.70	1
1,2,4-Trichlorobenzene	ND		ug/l	2.5	0.70	1
Methyl Acetate	ND		ug/l	2.0	0.23	1
Cyclohexane	ND		ug/l	10	0.27	1
1,4-Dioxane	ND		ug/l	250	61.	1
Freon-113	ND		ug/l	2.5	0.70	1
Methyl cyclohexane	ND		ug/l	10	0.40	1

Surrogate	% Recovery	Qualifier	Acceptance Criteria
1,2-Dichloroethane-d4	117		70-130
Toluene-d8	96		70-130
4-Bromofluorobenzene	91		70-130
Dibromofluoromethane	102		70-130

Project Name: EDSON STREET, AMSTERDAM**Lab Number:** L2448101**Project Number:** Not Specified**Report Date:** 08/28/24**SAMPLE RESULTS**

Lab ID: L2448101-03
 Client ID: MW-22
 Sample Location: 61 EDISON STREET, AMSTERDAM, NEW YORK

Date Collected: 08/22/24 09:45
 Date Received: 08/22/24
 Field Prep: Not Specified

Sample Depth:

Matrix: Water
 Analytical Method: 1,8260D
 Analytical Date: 08/27/24 09:58
 Analyst: MAG

Parameter	Result	Qualifier	Units	RL	MDL	Dilution Factor
Volatile Organics by GC/MS - Westborough Lab						
Methylene chloride	ND		ug/l	2.5	0.70	1
1,1-Dichloroethane	ND		ug/l	2.5	0.70	1
Chloroform	ND		ug/l	2.5	0.70	1
Carbon tetrachloride	ND		ug/l	0.50	0.13	1
1,2-Dichloropropane	ND		ug/l	1.0	0.14	1
Dibromochloromethane	ND		ug/l	0.50	0.15	1
1,1,2-Trichloroethane	ND		ug/l	1.5	0.50	1
Tetrachloroethene	ND		ug/l	0.50	0.18	1
Chlorobenzene	ND		ug/l	2.5	0.70	1
Trichlorofluoromethane	ND		ug/l	2.5	0.70	1
1,2-Dichloroethane	ND		ug/l	0.50	0.13	1
1,1,1-Trichloroethane	ND		ug/l	2.5	0.70	1
Bromodichloromethane	ND		ug/l	0.50	0.19	1
trans-1,3-Dichloropropene	ND		ug/l	0.50	0.16	1
cis-1,3-Dichloropropene	ND		ug/l	0.50	0.14	1
Bromoform	ND		ug/l	2.0	0.65	1
1,1,2,2-Tetrachloroethane	ND		ug/l	0.50	0.17	1
Benzene	ND		ug/l	0.50	0.16	1
Toluene	ND		ug/l	2.5	0.70	1
Ethylbenzene	ND		ug/l	2.5	0.70	1
Chloromethane	ND		ug/l	2.5	0.70	1
Bromomethane	ND		ug/l	2.5	0.70	1
Vinyl chloride	ND		ug/l	1.0	0.07	1
Chloroethane	ND		ug/l	2.5	0.70	1
1,1-Dichloroethene	ND		ug/l	0.50	0.17	1
trans-1,2-Dichloroethene	ND		ug/l	2.5	0.70	1
Trichloroethene	1.0		ug/l	0.50	0.18	1
1,2-Dichlorobenzene	ND		ug/l	2.5	0.70	1

Project Name: EDSON STREET, AMSTERDAM**Lab Number:** L2448101**Project Number:** Not Specified**Report Date:** 08/28/24**SAMPLE RESULTS**

Lab ID: L2448101-03

Date Collected: 08/22/24 09:45

Client ID: MW-22

Date Received: 08/22/24

Sample Location: 61 EDISON STREET, AMSTERDAM, NEW YORK

Field Prep: Not Specified

Sample Depth:

Parameter	Result	Qualifier	Units	RL	MDL	Dilution Factor
Volatile Organics by GC/MS - Westborough Lab						
1,3-Dichlorobenzene	ND		ug/l	2.5	0.70	1
1,4-Dichlorobenzene	ND		ug/l	2.5	0.70	1
Methyl tert butyl ether	ND		ug/l	2.5	0.17	1
p/m-Xylene	ND		ug/l	2.5	0.70	1
o-Xylene	ND		ug/l	2.5	0.70	1
cis-1,2-Dichloroethene	ND		ug/l	2.5	0.70	1
Styrene	ND		ug/l	2.5	0.70	1
Dichlorodifluoromethane	ND		ug/l	5.0	1.0	1
Acetone	ND		ug/l	5.0	1.5	1
Carbon disulfide	ND		ug/l	5.0	1.0	1
2-Butanone	ND		ug/l	5.0	1.9	1
4-Methyl-2-pentanone	ND		ug/l	5.0	1.0	1
2-Hexanone	ND		ug/l	5.0	1.0	1
Bromochloromethane	ND		ug/l	2.5	0.70	1
1,2-Dibromoethane	ND		ug/l	2.0	0.65	1
1,2-Dibromo-3-chloropropane	ND		ug/l	2.5	0.70	1
Isopropylbenzene	ND		ug/l	2.5	0.70	1
1,2,3-Trichlorobenzene	ND		ug/l	2.5	0.70	1
1,2,4-Trichlorobenzene	ND		ug/l	2.5	0.70	1
Methyl Acetate	ND		ug/l	2.0	0.23	1
Cyclohexane	ND		ug/l	10	0.27	1
1,4-Dioxane	ND		ug/l	250	61.	1
Freon-113	ND		ug/l	2.5	0.70	1
Methyl cyclohexane	ND		ug/l	10	0.40	1

Surrogate	% Recovery	Qualifier	Acceptance Criteria
1,2-Dichloroethane-d4	117		70-130
Toluene-d8	100		70-130
4-Bromofluorobenzene	94		70-130
Dibromofluoromethane	105		70-130

Project Name: EDSON STREET, AMSTERDAM**Lab Number:** L2448101**Project Number:** Not Specified**Report Date:** 08/28/24**SAMPLE RESULTS**

Lab ID: L2448101-04
 Client ID: MW-23
 Sample Location: 61 EDISON STREET, AMSTERDAM, NEW YORK

Date Collected: 08/22/24 10:25
 Date Received: 08/22/24
 Field Prep: Not Specified

Sample Depth:

Matrix: Water
 Analytical Method: 1,8260D
 Analytical Date: 08/27/24 10:22
 Analyst: MAG

Parameter	Result	Qualifier	Units	RL	MDL	Dilution Factor
Volatile Organics by GC/MS - Westborough Lab						
Methylene chloride	ND		ug/l	2.5	0.70	1
1,1-Dichloroethane	ND		ug/l	2.5	0.70	1
Chloroform	ND		ug/l	2.5	0.70	1
Carbon tetrachloride	ND		ug/l	0.50	0.13	1
1,2-Dichloropropane	ND		ug/l	1.0	0.14	1
Dibromochloromethane	ND		ug/l	0.50	0.15	1
1,1,2-Trichloroethane	ND		ug/l	1.5	0.50	1
Tetrachloroethene	ND		ug/l	0.50	0.18	1
Chlorobenzene	ND		ug/l	2.5	0.70	1
Trichlorofluoromethane	ND		ug/l	2.5	0.70	1
1,2-Dichloroethane	ND		ug/l	0.50	0.13	1
1,1,1-Trichloroethane	ND		ug/l	2.5	0.70	1
Bromodichloromethane	ND		ug/l	0.50	0.19	1
trans-1,3-Dichloropropene	ND		ug/l	0.50	0.16	1
cis-1,3-Dichloropropene	ND		ug/l	0.50	0.14	1
Bromoform	ND		ug/l	2.0	0.65	1
1,1,2,2-Tetrachloroethane	ND		ug/l	0.50	0.17	1
Benzene	ND		ug/l	0.50	0.16	1
Toluene	ND		ug/l	2.5	0.70	1
Ethylbenzene	ND		ug/l	2.5	0.70	1
Chloromethane	ND		ug/l	2.5	0.70	1
Bromomethane	ND		ug/l	2.5	0.70	1
Vinyl chloride	ND		ug/l	1.0	0.07	1
Chloroethane	ND		ug/l	2.5	0.70	1
1,1-Dichloroethene	0.70		ug/l	0.50	0.17	1
trans-1,2-Dichloroethene	0.78	J	ug/l	2.5	0.70	1
Trichloroethene	80		ug/l	0.50	0.18	1
1,2-Dichlorobenzene	ND		ug/l	2.5	0.70	1

Project Name: EDSON STREET, AMSTERDAM**Lab Number:** L2448101**Project Number:** Not Specified**Report Date:** 08/28/24**SAMPLE RESULTS**

Lab ID: L2448101-04

Date Collected: 08/22/24 10:25

Client ID: MW-23

Date Received: 08/22/24

Sample Location: 61 EDISON STREET, AMSTERDAM, NEW YORK

Field Prep: Not Specified

Sample Depth:

Parameter	Result	Qualifier	Units	RL	MDL	Dilution Factor
Volatile Organics by GC/MS - Westborough Lab						
1,3-Dichlorobenzene	ND		ug/l	2.5	0.70	1
1,4-Dichlorobenzene	ND		ug/l	2.5	0.70	1
Methyl tert butyl ether	ND		ug/l	2.5	0.17	1
p/m-Xylene	ND		ug/l	2.5	0.70	1
o-Xylene	ND		ug/l	2.5	0.70	1
cis-1,2-Dichloroethene	2.7		ug/l	2.5	0.70	1
Styrene	ND		ug/l	2.5	0.70	1
Dichlorodifluoromethane	ND		ug/l	5.0	1.0	1
Acetone	ND		ug/l	5.0	1.5	1
Carbon disulfide	ND		ug/l	5.0	1.0	1
2-Butanone	ND		ug/l	5.0	1.9	1
4-Methyl-2-pentanone	ND		ug/l	5.0	1.0	1
2-Hexanone	ND		ug/l	5.0	1.0	1
Bromochloromethane	ND		ug/l	2.5	0.70	1
1,2-Dibromoethane	ND		ug/l	2.0	0.65	1
1,2-Dibromo-3-chloropropane	ND		ug/l	2.5	0.70	1
Isopropylbenzene	ND		ug/l	2.5	0.70	1
1,2,3-Trichlorobenzene	ND		ug/l	2.5	0.70	1
1,2,4-Trichlorobenzene	ND		ug/l	2.5	0.70	1
Methyl Acetate	ND		ug/l	2.0	0.23	1
Cyclohexane	ND		ug/l	10	0.27	1
1,4-Dioxane	ND		ug/l	250	61.	1
Freon-113	ND		ug/l	2.5	0.70	1
Methyl cyclohexane	ND		ug/l	10	0.40	1

Surrogate	% Recovery	Qualifier	Acceptance Criteria
1,2-Dichloroethane-d4	109		70-130
Toluene-d8	103		70-130
4-Bromofluorobenzene	95		70-130
Dibromofluoromethane	102		70-130

Project Name: EDSON STREET, AMSTERDAM**Lab Number:** L2448101**Project Number:** Not Specified**Report Date:** 08/28/24**SAMPLE RESULTS**

Lab ID: L2448101-05
 Client ID: MW-14
 Sample Location: 61 EDISON STREET, AMSTERDAM, NEW YORK

Date Collected: 08/22/24 14:15
 Date Received: 08/22/24
 Field Prep: Not Specified

Sample Depth:

Matrix: Water
 Analytical Method: 1,8260D
 Analytical Date: 08/27/24 10:46
 Analyst: MAG

Parameter	Result	Qualifier	Units	RL	MDL	Dilution Factor
Volatile Organics by GC/MS - Westborough Lab						
Methylene chloride	ND		ug/l	2.5	0.70	1
1,1-Dichloroethane	ND		ug/l	2.5	0.70	1
Chloroform	ND		ug/l	2.5	0.70	1
Carbon tetrachloride	ND		ug/l	0.50	0.13	1
1,2-Dichloropropane	ND		ug/l	1.0	0.14	1
Dibromochloromethane	ND		ug/l	0.50	0.15	1
1,1,2-Trichloroethane	ND		ug/l	1.5	0.50	1
Tetrachloroethene	ND		ug/l	0.50	0.18	1
Chlorobenzene	ND		ug/l	2.5	0.70	1
Trichlorofluoromethane	ND		ug/l	2.5	0.70	1
1,2-Dichloroethane	ND		ug/l	0.50	0.13	1
1,1,1-Trichloroethane	ND		ug/l	2.5	0.70	1
Bromodichloromethane	ND		ug/l	0.50	0.19	1
trans-1,3-Dichloropropene	ND		ug/l	0.50	0.16	1
cis-1,3-Dichloropropene	ND		ug/l	0.50	0.14	1
Bromoform	ND		ug/l	2.0	0.65	1
1,1,2,2-Tetrachloroethane	ND		ug/l	0.50	0.17	1
Benzene	ND		ug/l	0.50	0.16	1
Toluene	ND		ug/l	2.5	0.70	1
Ethylbenzene	ND		ug/l	2.5	0.70	1
Chloromethane	ND		ug/l	2.5	0.70	1
Bromomethane	ND		ug/l	2.5	0.70	1
Vinyl chloride	ND		ug/l	1.0	0.07	1
Chloroethane	ND		ug/l	2.5	0.70	1
1,1-Dichloroethene	ND		ug/l	0.50	0.17	1
trans-1,2-Dichloroethene	ND		ug/l	2.5	0.70	1
Trichloroethene	ND		ug/l	0.50	0.18	1
1,2-Dichlorobenzene	ND		ug/l	2.5	0.70	1

Project Name: EDSON STREET, AMSTERDAM**Lab Number:** L2448101**Project Number:** Not Specified**Report Date:** 08/28/24**SAMPLE RESULTS**

Lab ID: L2448101-05

Date Collected: 08/22/24 14:15

Client ID: MW-14

Date Received: 08/22/24

Sample Location: 61 EDISON STREET, AMSTERDAM, NEW YORK

Field Prep: Not Specified

Sample Depth:

Parameter	Result	Qualifier	Units	RL	MDL	Dilution Factor
Volatile Organics by GC/MS - Westborough Lab						
1,3-Dichlorobenzene	ND		ug/l	2.5	0.70	1
1,4-Dichlorobenzene	ND		ug/l	2.5	0.70	1
Methyl tert butyl ether	ND		ug/l	2.5	0.17	1
p/m-Xylene	ND		ug/l	2.5	0.70	1
o-Xylene	ND		ug/l	2.5	0.70	1
cis-1,2-Dichloroethene	ND		ug/l	2.5	0.70	1
Styrene	ND		ug/l	2.5	0.70	1
Dichlorodifluoromethane	ND		ug/l	5.0	1.0	1
Acetone	ND		ug/l	5.0	1.5	1
Carbon disulfide	ND		ug/l	5.0	1.0	1
2-Butanone	ND		ug/l	5.0	1.9	1
4-Methyl-2-pentanone	ND		ug/l	5.0	1.0	1
2-Hexanone	ND		ug/l	5.0	1.0	1
Bromochloromethane	ND		ug/l	2.5	0.70	1
1,2-Dibromoethane	ND		ug/l	2.0	0.65	1
1,2-Dibromo-3-chloropropane	ND		ug/l	2.5	0.70	1
Isopropylbenzene	ND		ug/l	2.5	0.70	1
1,2,3-Trichlorobenzene	ND		ug/l	2.5	0.70	1
1,2,4-Trichlorobenzene	ND		ug/l	2.5	0.70	1
Methyl Acetate	ND		ug/l	2.0	0.23	1
Cyclohexane	ND		ug/l	10	0.27	1
1,4-Dioxane	ND		ug/l	250	61.	1
Freon-113	ND		ug/l	2.5	0.70	1
Methyl cyclohexane	ND		ug/l	10	0.40	1

Surrogate	% Recovery	Qualifier	Acceptance Criteria
1,2-Dichloroethane-d4	117		70-130
Toluene-d8	99		70-130
4-Bromofluorobenzene	91		70-130
Dibromofluoromethane	103		70-130

Project Name: EDSON STREET, AMSTERDAM**Lab Number:** L2448101**Project Number:** Not Specified**Report Date:** 08/28/24**SAMPLE RESULTS**

Lab ID: L2448101-06
 Client ID: MW-18
 Sample Location: 61 EDISON STREET, AMSTERDAM, NEW YORK

Date Collected: 08/22/24 15:15
 Date Received: 08/22/24
 Field Prep: Not Specified

Sample Depth:

Matrix: Water
 Analytical Method: 1,8260D
 Analytical Date: 08/27/24 11:10
 Analyst: MAG

Parameter	Result	Qualifier	Units	RL	MDL	Dilution Factor
Volatile Organics by GC/MS - Westborough Lab						
Methylene chloride	ND		ug/l	2.5	0.70	1
1,1-Dichloroethane	ND		ug/l	2.5	0.70	1
Chloroform	ND		ug/l	2.5	0.70	1
Carbon tetrachloride	ND		ug/l	0.50	0.13	1
1,2-Dichloropropane	ND		ug/l	1.0	0.14	1
Dibromochloromethane	ND		ug/l	0.50	0.15	1
1,1,2-Trichloroethane	ND		ug/l	1.5	0.50	1
Tetrachloroethene	ND		ug/l	0.50	0.18	1
Chlorobenzene	ND		ug/l	2.5	0.70	1
Trichlorofluoromethane	ND		ug/l	2.5	0.70	1
1,2-Dichloroethane	ND		ug/l	0.50	0.13	1
1,1,1-Trichloroethane	ND		ug/l	2.5	0.70	1
Bromodichloromethane	ND		ug/l	0.50	0.19	1
trans-1,3-Dichloropropene	ND		ug/l	0.50	0.16	1
cis-1,3-Dichloropropene	ND		ug/l	0.50	0.14	1
Bromoform	ND		ug/l	2.0	0.65	1
1,1,2,2-Tetrachloroethane	ND		ug/l	0.50	0.17	1
Benzene	ND		ug/l	0.50	0.16	1
Toluene	ND		ug/l	2.5	0.70	1
Ethylbenzene	ND		ug/l	2.5	0.70	1
Chloromethane	ND		ug/l	2.5	0.70	1
Bromomethane	ND		ug/l	2.5	0.70	1
Vinyl chloride	ND		ug/l	1.0	0.07	1
Chloroethane	ND		ug/l	2.5	0.70	1
1,1-Dichloroethene	ND		ug/l	0.50	0.17	1
trans-1,2-Dichloroethene	ND		ug/l	2.5	0.70	1
Trichloroethene	ND		ug/l	0.50	0.18	1
1,2-Dichlorobenzene	ND		ug/l	2.5	0.70	1

Project Name: EDSON STREET, AMSTERDAM**Lab Number:** L2448101**Project Number:** Not Specified**Report Date:** 08/28/24**SAMPLE RESULTS**

Lab ID: L2448101-06

Date Collected: 08/22/24 15:15

Client ID: MW-18

Date Received: 08/22/24

Sample Location: 61 EDISON STREET, AMSTERDAM, NEW YORK

Field Prep: Not Specified

Sample Depth:

Parameter	Result	Qualifier	Units	RL	MDL	Dilution Factor
Volatile Organics by GC/MS - Westborough Lab						
1,3-Dichlorobenzene	ND		ug/l	2.5	0.70	1
1,4-Dichlorobenzene	ND		ug/l	2.5	0.70	1
Methyl tert butyl ether	ND		ug/l	2.5	0.17	1
p/m-Xylene	ND		ug/l	2.5	0.70	1
o-Xylene	ND		ug/l	2.5	0.70	1
cis-1,2-Dichloroethene	ND		ug/l	2.5	0.70	1
Styrene	ND		ug/l	2.5	0.70	1
Dichlorodifluoromethane	ND		ug/l	5.0	1.0	1
Acetone	ND		ug/l	5.0	1.5	1
Carbon disulfide	ND		ug/l	5.0	1.0	1
2-Butanone	ND		ug/l	5.0	1.9	1
4-Methyl-2-pentanone	ND		ug/l	5.0	1.0	1
2-Hexanone	ND		ug/l	5.0	1.0	1
Bromochloromethane	ND		ug/l	2.5	0.70	1
1,2-Dibromoethane	ND		ug/l	2.0	0.65	1
1,2-Dibromo-3-chloropropane	ND		ug/l	2.5	0.70	1
Isopropylbenzene	ND		ug/l	2.5	0.70	1
1,2,3-Trichlorobenzene	ND		ug/l	2.5	0.70	1
1,2,4-Trichlorobenzene	ND		ug/l	2.5	0.70	1
Methyl Acetate	ND		ug/l	2.0	0.23	1
Cyclohexane	ND		ug/l	10	0.27	1
1,4-Dioxane	ND		ug/l	250	61.	1
Freon-113	ND		ug/l	2.5	0.70	1
Methyl cyclohexane	ND		ug/l	10	0.40	1

Surrogate	% Recovery	Qualifier	Acceptance Criteria
1,2-Dichloroethane-d4	121		70-130
Toluene-d8	97		70-130
4-Bromofluorobenzene	89		70-130
Dibromofluoromethane	103		70-130

Project Name: EDSON STREET, AMSTERDAM**Lab Number:** L2448101**Project Number:** Not Specified**Report Date:** 08/28/24**SAMPLE RESULTS**

Lab ID: L2448101-07
 Client ID: MW-19
 Sample Location: 61 EDISON STREET, AMSTERDAM, NEW YORK

Date Collected: 08/22/24 13:20
 Date Received: 08/22/24
 Field Prep: Not Specified

Sample Depth:

Matrix: Water
 Analytical Method: 1,8260D
 Analytical Date: 08/27/24 11:33
 Analyst: MAG

Parameter	Result	Qualifier	Units	RL	MDL	Dilution Factor
Volatile Organics by GC/MS - Westborough Lab						
Methylene chloride	ND		ug/l	2.5	0.70	1
1,1-Dichloroethane	ND		ug/l	2.5	0.70	1
Chloroform	ND		ug/l	2.5	0.70	1
Carbon tetrachloride	ND		ug/l	0.50	0.13	1
1,2-Dichloropropane	ND		ug/l	1.0	0.14	1
Dibromochloromethane	ND		ug/l	0.50	0.15	1
1,1,2-Trichloroethane	ND		ug/l	1.5	0.50	1
Tetrachloroethene	ND		ug/l	0.50	0.18	1
Chlorobenzene	ND		ug/l	2.5	0.70	1
Trichlorofluoromethane	ND		ug/l	2.5	0.70	1
1,2-Dichloroethane	ND		ug/l	0.50	0.13	1
1,1,1-Trichloroethane	ND		ug/l	2.5	0.70	1
Bromodichloromethane	ND		ug/l	0.50	0.19	1
trans-1,3-Dichloropropene	ND		ug/l	0.50	0.16	1
cis-1,3-Dichloropropene	ND		ug/l	0.50	0.14	1
Bromoform	ND		ug/l	2.0	0.65	1
1,1,2,2-Tetrachloroethane	ND		ug/l	0.50	0.17	1
Benzene	ND		ug/l	0.50	0.16	1
Toluene	ND		ug/l	2.5	0.70	1
Ethylbenzene	ND		ug/l	2.5	0.70	1
Chloromethane	ND		ug/l	2.5	0.70	1
Bromomethane	ND		ug/l	2.5	0.70	1
Vinyl chloride	ND		ug/l	1.0	0.07	1
Chloroethane	ND		ug/l	2.5	0.70	1
1,1-Dichloroethene	ND		ug/l	0.50	0.17	1
trans-1,2-Dichloroethene	ND		ug/l	2.5	0.70	1
Trichloroethene	ND		ug/l	0.50	0.18	1
1,2-Dichlorobenzene	ND		ug/l	2.5	0.70	1

Project Name: EDSON STREET, AMSTERDAM**Lab Number:** L2448101**Project Number:** Not Specified**Report Date:** 08/28/24**SAMPLE RESULTS**

Lab ID: L2448101-07

Date Collected: 08/22/24 13:20

Client ID: MW-19

Date Received: 08/22/24

Sample Location: 61 EDISON STREET, AMSTERDAM, NEW YORK

Field Prep: Not Specified

Sample Depth:

Parameter	Result	Qualifier	Units	RL	MDL	Dilution Factor
Volatile Organics by GC/MS - Westborough Lab						
1,3-Dichlorobenzene	ND		ug/l	2.5	0.70	1
1,4-Dichlorobenzene	ND		ug/l	2.5	0.70	1
Methyl tert butyl ether	ND		ug/l	2.5	0.17	1
p/m-Xylene	ND		ug/l	2.5	0.70	1
o-Xylene	ND		ug/l	2.5	0.70	1
cis-1,2-Dichloroethene	ND		ug/l	2.5	0.70	1
Styrene	ND		ug/l	2.5	0.70	1
Dichlorodifluoromethane	ND		ug/l	5.0	1.0	1
Acetone	ND		ug/l	5.0	1.5	1
Carbon disulfide	ND		ug/l	5.0	1.0	1
2-Butanone	ND		ug/l	5.0	1.9	1
4-Methyl-2-pentanone	ND		ug/l	5.0	1.0	1
2-Hexanone	ND		ug/l	5.0	1.0	1
Bromochloromethane	ND		ug/l	2.5	0.70	1
1,2-Dibromoethane	ND		ug/l	2.0	0.65	1
1,2-Dibromo-3-chloropropane	ND		ug/l	2.5	0.70	1
Isopropylbenzene	ND		ug/l	2.5	0.70	1
1,2,3-Trichlorobenzene	ND		ug/l	2.5	0.70	1
1,2,4-Trichlorobenzene	ND		ug/l	2.5	0.70	1
Methyl Acetate	ND		ug/l	2.0	0.23	1
Cyclohexane	ND		ug/l	10	0.27	1
1,4-Dioxane	ND		ug/l	250	61.	1
Freon-113	ND		ug/l	2.5	0.70	1
Methyl cyclohexane	ND		ug/l	10	0.40	1

Surrogate	% Recovery	Qualifier	Acceptance Criteria
1,2-Dichloroethane-d4	119		70-130
Toluene-d8	97		70-130
4-Bromofluorobenzene	93		70-130
Dibromofluoromethane	105		70-130

Project Name: EDSON STREET, AMSTERDAM**Lab Number:** L2448101**Project Number:** Not Specified**Report Date:** 08/28/24**SAMPLE RESULTS**

Lab ID: L2448101-08
 Client ID: MW-20
 Sample Location: 61 EDISON STREET, AMSTERDAM, NEW YORK

Date Collected: 08/22/24 12:45
 Date Received: 08/22/24
 Field Prep: Not Specified

Sample Depth:

Matrix: Water
 Analytical Method: 1,8260D
 Analytical Date: 08/27/24 11:57
 Analyst: MAG

Parameter	Result	Qualifier	Units	RL	MDL	Dilution Factor
Volatile Organics by GC/MS - Westborough Lab						
Methylene chloride	ND		ug/l	2.5	0.70	1
1,1-Dichloroethane	ND		ug/l	2.5	0.70	1
Chloroform	ND		ug/l	2.5	0.70	1
Carbon tetrachloride	ND		ug/l	0.50	0.13	1
1,2-Dichloropropane	ND		ug/l	1.0	0.14	1
Dibromochloromethane	ND		ug/l	0.50	0.15	1
1,1,2-Trichloroethane	ND		ug/l	1.5	0.50	1
Tetrachloroethene	ND		ug/l	0.50	0.18	1
Chlorobenzene	ND		ug/l	2.5	0.70	1
Trichlorofluoromethane	ND		ug/l	2.5	0.70	1
1,2-Dichloroethane	ND		ug/l	0.50	0.13	1
1,1,1-Trichloroethane	ND		ug/l	2.5	0.70	1
Bromodichloromethane	ND		ug/l	0.50	0.19	1
trans-1,3-Dichloropropene	ND		ug/l	0.50	0.16	1
cis-1,3-Dichloropropene	ND		ug/l	0.50	0.14	1
Bromoform	ND		ug/l	2.0	0.65	1
1,1,2,2-Tetrachloroethane	ND		ug/l	0.50	0.17	1
Benzene	ND		ug/l	0.50	0.16	1
Toluene	ND		ug/l	2.5	0.70	1
Ethylbenzene	ND		ug/l	2.5	0.70	1
Chloromethane	ND		ug/l	2.5	0.70	1
Bromomethane	ND		ug/l	2.5	0.70	1
Vinyl chloride	ND		ug/l	1.0	0.07	1
Chloroethane	ND		ug/l	2.5	0.70	1
1,1-Dichloroethene	ND		ug/l	0.50	0.17	1
trans-1,2-Dichloroethene	ND		ug/l	2.5	0.70	1
Trichloroethene	ND		ug/l	0.50	0.18	1
1,2-Dichlorobenzene	ND		ug/l	2.5	0.70	1

Project Name: EDSON STREET, AMSTERDAM**Lab Number:** L2448101**Project Number:** Not Specified**Report Date:** 08/28/24**SAMPLE RESULTS**

Lab ID: L2448101-08

Date Collected: 08/22/24 12:45

Client ID: MW-20

Date Received: 08/22/24

Sample Location: 61 EDISON STREET, AMSTERDAM, NEW YORK

Field Prep: Not Specified

Sample Depth:

Parameter	Result	Qualifier	Units	RL	MDL	Dilution Factor
Volatile Organics by GC/MS - Westborough Lab						
1,3-Dichlorobenzene	ND		ug/l	2.5	0.70	1
1,4-Dichlorobenzene	ND		ug/l	2.5	0.70	1
Methyl tert butyl ether	ND		ug/l	2.5	0.17	1
p/m-Xylene	ND		ug/l	2.5	0.70	1
o-Xylene	ND		ug/l	2.5	0.70	1
cis-1,2-Dichloroethene	ND		ug/l	2.5	0.70	1
Styrene	ND		ug/l	2.5	0.70	1
Dichlorodifluoromethane	ND		ug/l	5.0	1.0	1
Acetone	ND		ug/l	5.0	1.5	1
Carbon disulfide	ND		ug/l	5.0	1.0	1
2-Butanone	ND		ug/l	5.0	1.9	1
4-Methyl-2-pentanone	ND		ug/l	5.0	1.0	1
2-Hexanone	ND		ug/l	5.0	1.0	1
Bromochloromethane	ND		ug/l	2.5	0.70	1
1,2-Dibromoethane	ND		ug/l	2.0	0.65	1
1,2-Dibromo-3-chloropropane	ND		ug/l	2.5	0.70	1
Isopropylbenzene	ND		ug/l	2.5	0.70	1
1,2,3-Trichlorobenzene	ND		ug/l	2.5	0.70	1
1,2,4-Trichlorobenzene	ND		ug/l	2.5	0.70	1
Methyl Acetate	ND		ug/l	2.0	0.23	1
Cyclohexane	ND		ug/l	10	0.27	1
1,4-Dioxane	ND		ug/l	250	61.	1
Freon-113	ND		ug/l	2.5	0.70	1
Methyl cyclohexane	ND		ug/l	10	0.40	1

Surrogate	% Recovery	Qualifier	Acceptance Criteria
1,2-Dichloroethane-d4	121		70-130
Toluene-d8	91		70-130
4-Bromofluorobenzene	89		70-130
Dibromofluoromethane	107		70-130

Project Name: EDSON STREET, AMSTERDAM**Lab Number:** L2448101**Project Number:** Not Specified**Report Date:** 08/28/24**SAMPLE RESULTS**

Lab ID: L2448101-10
 Client ID: FIELD DUPLICATE
 Sample Location: 61 EDISON STREET, AMSTERDAM, NEW YORK

Date Collected: 08/22/24 13:20
 Date Received: 08/22/24
 Field Prep: Not Specified

Sample Depth:

Matrix: Water
 Analytical Method: 1,8260D
 Analytical Date: 08/27/24 12:21
 Analyst: MAG

Parameter	Result	Qualifier	Units	RL	MDL	Dilution Factor
Volatile Organics by GC/MS - Westborough Lab						
Methylene chloride	ND		ug/l	2.5	0.70	1
1,1-Dichloroethane	ND		ug/l	2.5	0.70	1
Chloroform	ND		ug/l	2.5	0.70	1
Carbon tetrachloride	ND		ug/l	0.50	0.13	1
1,2-Dichloropropane	ND		ug/l	1.0	0.14	1
Dibromochloromethane	ND		ug/l	0.50	0.15	1
1,1,2-Trichloroethane	ND		ug/l	1.5	0.50	1
Tetrachloroethene	ND		ug/l	0.50	0.18	1
Chlorobenzene	ND		ug/l	2.5	0.70	1
Trichlorofluoromethane	ND		ug/l	2.5	0.70	1
1,2-Dichloroethane	ND		ug/l	0.50	0.13	1
1,1,1-Trichloroethane	ND		ug/l	2.5	0.70	1
Bromodichloromethane	ND		ug/l	0.50	0.19	1
trans-1,3-Dichloropropene	ND		ug/l	0.50	0.16	1
cis-1,3-Dichloropropene	ND		ug/l	0.50	0.14	1
Bromoform	ND		ug/l	2.0	0.65	1
1,1,2,2-Tetrachloroethane	ND		ug/l	0.50	0.17	1
Benzene	ND		ug/l	0.50	0.16	1
Toluene	ND		ug/l	2.5	0.70	1
Ethylbenzene	ND		ug/l	2.5	0.70	1
Chloromethane	ND		ug/l	2.5	0.70	1
Bromomethane	ND		ug/l	2.5	0.70	1
Vinyl chloride	ND		ug/l	1.0	0.07	1
Chloroethane	ND		ug/l	2.5	0.70	1
1,1-Dichloroethene	ND		ug/l	0.50	0.17	1
trans-1,2-Dichloroethene	ND		ug/l	2.5	0.70	1
Trichloroethene	ND		ug/l	0.50	0.18	1
1,2-Dichlorobenzene	ND		ug/l	2.5	0.70	1

Project Name: EDSON STREET, AMSTERDAM**Lab Number:** L2448101**Project Number:** Not Specified**Report Date:** 08/28/24**SAMPLE RESULTS**

Lab ID: L2448101-10

Date Collected: 08/22/24 13:20

Client ID: FIELD DUPLICATE

Date Received: 08/22/24

Sample Location: 61 EDISON STREET, AMSTERDAM, NEW YORK

Field Prep: Not Specified

Sample Depth:

Parameter	Result	Qualifier	Units	RL	MDL	Dilution Factor
Volatile Organics by GC/MS - Westborough Lab						
1,3-Dichlorobenzene	ND		ug/l	2.5	0.70	1
1,4-Dichlorobenzene	ND		ug/l	2.5	0.70	1
Methyl tert butyl ether	ND		ug/l	2.5	0.17	1
p/m-Xylene	ND		ug/l	2.5	0.70	1
o-Xylene	ND		ug/l	2.5	0.70	1
cis-1,2-Dichloroethene	ND		ug/l	2.5	0.70	1
Styrene	ND		ug/l	2.5	0.70	1
Dichlorodifluoromethane	ND		ug/l	5.0	1.0	1
Acetone	ND		ug/l	5.0	1.5	1
Carbon disulfide	ND		ug/l	5.0	1.0	1
2-Butanone	ND		ug/l	5.0	1.9	1
4-Methyl-2-pentanone	ND		ug/l	5.0	1.0	1
2-Hexanone	ND		ug/l	5.0	1.0	1
Bromochloromethane	ND		ug/l	2.5	0.70	1
1,2-Dibromoethane	ND		ug/l	2.0	0.65	1
1,2-Dibromo-3-chloropropane	ND		ug/l	2.5	0.70	1
Isopropylbenzene	ND		ug/l	2.5	0.70	1
1,2,3-Trichlorobenzene	ND		ug/l	2.5	0.70	1
1,2,4-Trichlorobenzene	ND		ug/l	2.5	0.70	1
Methyl Acetate	ND		ug/l	2.0	0.23	1
Cyclohexane	ND		ug/l	10	0.27	1
1,4-Dioxane	ND		ug/l	250	61.	1
Freon-113	ND		ug/l	2.5	0.70	1
Methyl cyclohexane	ND		ug/l	10	0.40	1

Surrogate	% Recovery	Qualifier	Acceptance Criteria
1,2-Dichloroethane-d4	117		70-130
Toluene-d8	94		70-130
4-Bromofluorobenzene	92		70-130
Dibromofluoromethane	106		70-130

Project Name: EDSON STREET, AMSTERDAM

Lab Number: L2448101

Project Number: Not Specified

Report Date: 08/28/24

Method Blank Analysis Batch Quality Control

Analytical Method: 1,8260D
 Analytical Date: 08/27/24 08:47
 Analyst: PID

Parameter	Result	Qualifier	Units	RL	MDL
Volatile Organics by GC/MS - Westborough Lab for sample(s): 01-08,10 Batch: WG1964830-5					
Methylene chloride	ND		ug/l	2.5	0.70
1,1-Dichloroethane	ND		ug/l	2.5	0.70
Chloroform	ND		ug/l	2.5	0.70
Carbon tetrachloride	ND		ug/l	0.50	0.13
1,2-Dichloropropane	ND		ug/l	1.0	0.14
Dibromochloromethane	ND		ug/l	0.50	0.15
1,1,2-Trichloroethane	ND		ug/l	1.5	0.50
Tetrachloroethene	ND		ug/l	0.50	0.18
Chlorobenzene	ND		ug/l	2.5	0.70
Trichlorofluoromethane	ND		ug/l	2.5	0.70
1,2-Dichloroethane	ND		ug/l	0.50	0.13
1,1,1-Trichloroethane	ND		ug/l	2.5	0.70
Bromodichloromethane	ND		ug/l	0.50	0.19
trans-1,3-Dichloropropene	ND		ug/l	0.50	0.16
cis-1,3-Dichloropropene	ND		ug/l	0.50	0.14
Bromoform	ND		ug/l	2.0	0.65
1,1,2,2-Tetrachloroethane	ND		ug/l	0.50	0.17
Benzene	ND		ug/l	0.50	0.16
Toluene	ND		ug/l	2.5	0.70
Ethylbenzene	ND		ug/l	2.5	0.70
Chloromethane	ND		ug/l	2.5	0.70
Bromomethane	ND		ug/l	2.5	0.70
Vinyl chloride	ND		ug/l	1.0	0.07
Chloroethane	ND		ug/l	2.5	0.70
1,1-Dichloroethene	ND		ug/l	0.50	0.17
trans-1,2-Dichloroethene	ND		ug/l	2.5	0.70
Trichloroethene	ND		ug/l	0.50	0.18
1,2-Dichlorobenzene	ND		ug/l	2.5	0.70
1,3-Dichlorobenzene	ND		ug/l	2.5	0.70

Project Name: EDSON STREET, AMSTERDAM

Lab Number: L2448101

Project Number: Not Specified

Report Date: 08/28/24

Method Blank Analysis Batch Quality Control

Analytical Method: 1,8260D
 Analytical Date: 08/27/24 08:47
 Analyst: PID

Parameter	Result	Qualifier	Units	RL	MDL
Volatile Organics by GC/MS - Westborough Lab for sample(s): 01-08,10 Batch: WG1964830-5					
1,4-Dichlorobenzene	ND		ug/l	2.5	0.70
Methyl tert butyl ether	ND		ug/l	2.5	0.17
p/m-Xylene	ND		ug/l	2.5	0.70
o-Xylene	ND		ug/l	2.5	0.70
cis-1,2-Dichloroethene	ND		ug/l	2.5	0.70
Styrene	ND		ug/l	2.5	0.70
Dichlorodifluoromethane	ND		ug/l	5.0	1.0
Acetone	ND		ug/l	5.0	1.5
Carbon disulfide	ND		ug/l	5.0	1.0
2-Butanone	ND		ug/l	5.0	1.9
4-Methyl-2-pentanone	ND		ug/l	5.0	1.0
2-Hexanone	ND		ug/l	5.0	1.0
Bromochloromethane	ND		ug/l	2.5	0.70
1,2-Dibromoethane	ND		ug/l	2.0	0.65
1,2-Dibromo-3-chloropropane	ND		ug/l	2.5	0.70
Isopropylbenzene	ND		ug/l	2.5	0.70
1,2,3-Trichlorobenzene	ND		ug/l	2.5	0.70
1,2,4-Trichlorobenzene	ND		ug/l	2.5	0.70
Methyl Acetate	ND		ug/l	2.0	0.23
Cyclohexane	ND		ug/l	10	0.27
1,4-Dioxane	ND		ug/l	250	61.
Freon-113	ND		ug/l	2.5	0.70
Methyl cyclohexane	ND		ug/l	10	0.40

Project Name: EDSON STREET, AMSTERDAM**Lab Number:** L2448101**Project Number:** Not Specified**Report Date:** 08/28/24**Method Blank Analysis
Batch Quality Control**

Analytical Method: 1,8260D
 Analytical Date: 08/27/24 08:47
 Analyst: PID

Parameter	Result	Qualifier	Units	RL	MDL
Volatile Organics by GC/MS - Westborough Lab for sample(s): 01-08,10 Batch: WG1964830-5					

Surrogate	%Recovery	Qualifier	Acceptance Criteria
1,2-Dichloroethane-d4	114		70-130
Toluene-d8	99		70-130
4-Bromofluorobenzene	94		70-130
Dibromofluoromethane	102		70-130

Lab Control Sample Analysis

Batch Quality Control

Project Name: EDSON STREET, AMSTERDAM

Lab Number: L2448101

Project Number: Not Specified

Report Date: 08/28/24

Parameter	LCS		LCSD		%Recovery		RPD	RPD	
	%Recovery	Qual	%Recovery	Qual	Limits	Qual		Limits	
Volatile Organics by GC/MS - Westborough Lab Associated sample(s): 01-08,10 Batch: WG1964830-3 WG1964830-4									
Methylene chloride	96		100		70-130		4		20
1,1-Dichloroethane	110		110		70-130		0		20
Chloroform	100		100		70-130		0		20
Carbon tetrachloride	100		98		63-132		2		20
1,2-Dichloropropane	110		110		70-130		0		20
Dibromochloromethane	91		98		63-130		7		20
1,1,2-Trichloroethane	96		100		70-130		4		20
Tetrachloroethene	99		100		70-130		1		20
Chlorobenzene	98		100		75-130		2		20
Trichlorofluoromethane	110		97		62-150		13		20
1,2-Dichloroethane	120		120		70-130		0		20
1,1,1-Trichloroethane	98		100		67-130		2		20
Bromodichloromethane	100		100		67-130		0		20
trans-1,3-Dichloropropene	99		110		70-130		11		20
cis-1,3-Dichloropropene	96		100		70-130		4		20
Bromoform	82		98		54-136		18		20
1,1,2,2-Tetrachloroethane	94		110		67-130		16		20
Benzene	100		110		70-130		10		20
Toluene	100		100		70-130		0		20
Ethylbenzene	100		100		70-130		0		20
Chloromethane	110		100		64-130		10		20
Bromomethane	64		66		39-139		3		20
Vinyl chloride	120		100		55-140		18		20

Lab Control Sample Analysis

Batch Quality Control

Project Name: EDSON STREET, AMSTERDAM

Lab Number: L2448101

Project Number: Not Specified

Report Date: 08/28/24

Parameter	LCS		LCSD		%Recovery Limits	RPD	Qual	RPD Limits
	%Recovery	Qual	%Recovery	Qual				
Volatile Organics by GC/MS - Westborough Lab Associated sample(s): 01-08,10 Batch: WG1964830-3 WG1964830-4								
Chloroethane	120		130		55-138	8		20
1,1-Dichloroethene	100		94		61-145	6		20
trans-1,2-Dichloroethene	100		100		70-130	0		20
Trichloroethene	97		96		70-130	1		20
1,2-Dichlorobenzene	94		100		70-130	6		20
1,3-Dichlorobenzene	94		100		70-130	6		20
1,4-Dichlorobenzene	95		100		70-130	5		20
Methyl tert butyl ether	90		100		63-130	11		20
p/m-Xylene	100		105		70-130	5		20
o-Xylene	100		100		70-130	0		20
cis-1,2-Dichloroethene	99		100		70-130	1		20
Styrene	100		100		70-130	0		20
Dichlorodifluoromethane	90		80		36-147	12		20
Acetone	94		100		58-148	6		20
Carbon disulfide	110		100		51-130	10		20
2-Butanone	120		130		63-138	8		20
4-Methyl-2-pentanone	96		100		59-130	4		20
2-Hexanone	89		120		57-130	30	Q	20
Bromochloromethane	96		100		70-130	4		20
1,2-Dibromoethane	89		96		70-130	8		20
1,2-Dibromo-3-chloropropane	74		86		41-144	15		20
Isopropylbenzene	93		98		70-130	5		20
1,2,3-Trichlorobenzene	81		91		70-130	12		20

Lab Control Sample Analysis

Batch Quality Control

Project Name: EDSON STREET, AMSTERDAM

Project Number: Not Specified

Lab Number: L2448101

Report Date: 08/28/24

Parameter	LCS %Recovery	Qual	LCSD %Recovery	Qual	%Recovery Limits	RPD	Qual	RPD Limits
Volatile Organics by GC/MS - Westborough Lab Associated sample(s): 01-08,10 Batch: WG1964830-3 WG1964830-4								
1,2,4-Trichlorobenzene	84		97		70-130	14		20
Methyl Acetate	97		120		70-130	21	Q	20
Cyclohexane	120		110		70-130	9		20
1,4-Dioxane	78		92		56-162	16		20
Freon-113	99		91		70-130	8		20
Methyl cyclohexane	100		90		70-130	11		20

Surrogate	LCS %Recovery	Qual	LCSD %Recovery	Qual	Acceptance Criteria
1,2-Dichloroethane-d4	117		109		70-130
Toluene-d8	101		98		70-130
4-Bromofluorobenzene	91		91		70-130
Dibromofluoromethane	102		96		70-130

Matrix Spike Analysis

Batch Quality Control

Project Name: EDSON STREET, AMSTERDAM

Lab Number: L2448101

Project Number: Not Specified

Report Date: 08/28/24

<i>Parameter</i>	<i>Native Sample</i>	<i>MS Added</i>	<i>MS Found</i>	<i>MS %Recovery</i>	<i>Qual</i>	<i>MSD Found</i>	<i>MSD %Recovery</i>	<i>Qual</i>	<i>Recovery Limits</i>	<i>RPD</i>	<i>Qual</i>	<i>RPD Limits</i>
Volatile Organics by GC/MS - Westborough Lab Associated sample(s): 01-08,10 QC Batch ID: WG1964830-6 WG1964830-7 QC Sample: L2448101-07 Client ID: MW-19												
Methylene chloride	ND	10	9.7	97		10	100		70-130	3		20
1,1-Dichloroethane	ND	10	11	110		12	120		70-130	9		20
Chloroform	ND	10	10	100		10	100		70-130	0		20
Carbon tetrachloride	ND	10	9.6	96		10	100		63-132	4		20
1,2-Dichloropropane	ND	10	11	110		11	110		70-130	0		20
Dibromochloromethane	ND	10	9.1	91		9.9	99		63-130	8		20
1,1,2-Trichloroethane	ND	10	10	100		11	110		70-130	10		20
Tetrachloroethene	ND	10	9.6	96		10	100		70-130	4		20
Chlorobenzene	ND	10	9.7	97		10	100		75-130	3		20
Trichlorofluoromethane	ND	10	10	100		11	110		62-150	10		20
1,2-Dichloroethane	ND	10	12	120		12	120		70-130	0		20
1,1,1-Trichloroethane	ND	10	9.8	98		10	100		67-130	2		20
Bromodichloromethane	ND	10	10	100		10	100		67-130	0		20
trans-1,3-Dichloropropene	ND	10	9.1	91		9.6	96		70-130	5		20
cis-1,3-Dichloropropene	ND	10	8.4	84		9.1	91		70-130	8		20
Bromoform	ND	10	8.4	84		8.7	87		54-136	4		20
1,1,2,2-Tetrachloroethane	ND	10	9.9	99		10	100		67-130	1		20
Benzene	ND	10	10	100		11	110		70-130	10		20
Toluene	ND	10	10	100		10	100		70-130	0		20
Ethylbenzene	ND	10	9.6	96		10	100		70-130	4		20
Chloromethane	ND	10	10	100		12	120		64-130	18		20
Bromomethane	ND	10	3.1	31	Q	3.3	33	Q	39-139	6		20
Vinyl chloride	ND	10	10	100		11	110		55-140	10		20

Matrix Spike Analysis

Batch Quality Control

Project Name: EDSON STREET, AMSTERDAM

Lab Number: L2448101

Project Number: Not Specified

Report Date: 08/28/24

<i>Parameter</i>	<i>Native Sample</i>	<i>MS Added</i>	<i>MS Found</i>	<i>MS %Recovery</i>	<i>Qual</i>	<i>MSD Found</i>	<i>MSD %Recovery</i>	<i>Qual</i>	<i>Recovery Limits</i>	<i>RPD</i>	<i>Qual</i>	<i>RPD Limits</i>
Volatile Organics by GC/MS - Westborough Lab Associated sample(s): 01-08,10 QC Batch ID: WG1964830-6 WG1964830-7 QC Sample: L2448101-07 Client ID: MW-19												
Chloroethane	ND	10	13	130		13	130		55-138	0		20
1,1-Dichloroethene	ND	10	9.8	98		10	100		61-145	2		20
trans-1,2-Dichloroethene	ND	10	9.7	97		10	100		70-130	3		20
Trichloroethene	ND	10	9.7	97		9.9	99		70-130	2		20
1,2-Dichlorobenzene	ND	10	9.1	91		9.6	96		70-130	5		20
1,3-Dichlorobenzene	ND	10	9.2	92		9.5	95		70-130	3		20
1,4-Dichlorobenzene	ND	10	9.3	93		9.7	97		70-130	4		20
Methyl tert butyl ether	ND	10	8.6	86		9.2	92		63-130	7		20
p/m-Xylene	ND	20	19	95		20	100		70-130	5		20
o-Xylene	ND	20	18	90		20	100		70-130	11		20
cis-1,2-Dichloroethene	ND	10	9.4	94		10	100		70-130	6		20
Styrene	ND	20	19	95		20	100		70-130	5		20
Dichlorodifluoromethane	ND	10	7.0	70		7.9	79		36-147	12		20
Acetone	ND	10	12	120		14	140		58-148	15		20
Carbon disulfide	ND	10	11	110		11	110		51-130	0		20
2-Butanone	ND	10	12	120		13	130		63-138	8		20
4-Methyl-2-pentanone	ND	10	9.6	96		11	110		59-130	14		20
2-Hexanone	ND	10	10	100		11	110		57-130	10		20
Bromochloromethane	ND	10	9.7	97		9.8	98		70-130	1		20
1,2-Dibromoethane	ND	10	9.2	92		9.8	98		70-130	6		20
1,2-Dibromo-3-chloropropane	ND	10	8.2	82		8.4	84		41-144	2		20
Isopropylbenzene	ND	10	8.6	86		8.9	89		70-130	3		20
1,2,3-Trichlorobenzene	ND	10	8.1	81		8.5	85		70-130	5		20

Matrix Spike Analysis Batch Quality Control

Project Name: EDSON STREET, AMSTERDAM
Project Number: Not Specified

Lab Number: L2448101
Report Date: 08/28/24

Parameter	Native Sample	MS Added	MS Found	MS %Recovery	Qual	MSD Found	MSD %Recovery	Qual	Recovery Limits	RPD	Qual	RPD Limits
Volatile Organics by GC/MS - Westborough Lab Associated sample(s): 01-08,10 QC Batch ID: WG1964830-6 WG1964830-7 QC Sample: L2448101-07 Client ID: MW-19												
1,2,4-Trichlorobenzene	ND	10	8.1	81		8.2	82		70-130	1		20
Methyl Acetate	ND	10	10	100		11	110		70-130	10		20
Cyclohexane	ND	10	9.9J	99		11	110		70-130	11		20
1,4-Dioxane	ND	500	410	82		450	90		56-162	9		20
Freon-113	ND	10	8.7	87		9.6	96		70-130	10		20
Methyl cyclohexane	ND	10	7.6J	76		8.5J	85		70-130	11		20

Surrogate	MS		MSD		Acceptance Criteria
	% Recovery	Qualifier	% Recovery	Qualifier	
1,2-Dichloroethane-d4	123		119		70-130
4-Bromofluorobenzene	85		87		70-130
Dibromofluoromethane	102		100		70-130
Toluene-d8	101		99		70-130



Project Name: EDSON STREET, AMSTERDAM**Lab Number:** L2448101**Project Number:** Not Specified**Report Date:** 08/28/24**Sample Receipt and Container Information**

Were project specific reporting limits specified?

YES

Cooler Information

Cooler	Custody Seal
A	Absent

Container Information

Container ID	Container Type	Cooler	Initial pH	Final pH	Temp deg C	Pres	Seal	Frozen Date/Time	Analysis(*)
L2448101-01A	Vial HCl preserved	A	NA		4.9	Y	Absent		NYTCL-8260-R2(14)
L2448101-01B	Vial HCl preserved	A	NA		4.9	Y	Absent		NYTCL-8260-R2(14)
L2448101-01C	Vial HCl preserved	A	NA		4.9	Y	Absent		NYTCL-8260-R2(14)
L2448101-02A	Vial HCl preserved	A	NA		4.9	Y	Absent		NYTCL-8260-R2(14)
L2448101-02B	Vial HCl preserved	A	NA		4.9	Y	Absent		NYTCL-8260-R2(14)
L2448101-02C	Vial HCl preserved	A	NA		4.9	Y	Absent		NYTCL-8260-R2(14)
L2448101-03A	Vial HCl preserved	A	NA		4.9	Y	Absent		NYTCL-8260-R2(14)
L2448101-03B	Vial HCl preserved	A	NA		4.9	Y	Absent		NYTCL-8260-R2(14)
L2448101-03C	Vial HCl preserved	A	NA		4.9	Y	Absent		NYTCL-8260-R2(14)
L2448101-04A	Vial HCl preserved	A	NA		4.9	Y	Absent		NYTCL-8260-R2(14)
L2448101-04B	Vial HCl preserved	A	NA		4.9	Y	Absent		NYTCL-8260-R2(14)
L2448101-04C	Vial HCl preserved	A	NA		4.9	Y	Absent		NYTCL-8260-R2(14)
L2448101-05A	Vial HCl preserved	A	NA		4.9	Y	Absent		NYTCL-8260-R2(14)
L2448101-05B	Vial HCl preserved	A	NA		4.9	Y	Absent		NYTCL-8260-R2(14)
L2448101-05C	Vial HCl preserved	A	NA		4.9	Y	Absent		NYTCL-8260-R2(14)
L2448101-06A	Vial HCl preserved	A	NA		4.9	Y	Absent		NYTCL-8260-R2(14)
L2448101-06B	Vial HCl preserved	A	NA		4.9	Y	Absent		NYTCL-8260-R2(14)
L2448101-06C	Vial HCl preserved	A	NA		4.9	Y	Absent		NYTCL-8260-R2(14)
L2448101-07A	Vial HCl preserved	A	NA		4.9	Y	Absent		NYTCL-8260-R2(14)
L2448101-07A1	Vial HCl preserved	A	NA		4.9	Y	Absent		NYTCL-8260-R2(14)
L2448101-07A2	Vial HCl preserved	A	NA		4.9	Y	Absent		NYTCL-8260-R2(14)
L2448101-07B	Vial HCl preserved	A	NA		4.9	Y	Absent		NYTCL-8260-R2(14)
L2448101-07B1	Vial HCl preserved	A	NA		4.9	Y	Absent		NYTCL-8260-R2(14)

Project Name: EDSON STREET, AMSTERDAM

Project Number: Not Specified

Serial_No:08282416:17

Lab Number: L2448101

Report Date: 08/28/24

Container Information

Container ID	Container Type	Cooler	Initial pH	Final pH	Temp deg C	Pres	Seal	Frozen Date/Time	Analysis(*)
L2448101-07B2	Vial HCl preserved	A	NA		4.9	Y	Absent		NYTCL-8260-R2(14)
L2448101-07C	Vial HCl preserved	A	NA		4.9	Y	Absent		NYTCL-8260-R2(14)
L2448101-07C1	Vial HCl preserved	A	NA		4.9	Y	Absent		NYTCL-8260-R2(14)
L2448101-07C2	Vial HCl preserved	A	NA		4.9	Y	Absent		NYTCL-8260-R2(14)
L2448101-08A	Vial HCl preserved	A	NA		4.9	Y	Absent		NYTCL-8260-R2(14)
L2448101-08B	Vial HCl preserved	A	NA		4.9	Y	Absent		NYTCL-8260-R2(14)
L2448101-08C	Vial HCl preserved	A	NA		4.9	Y	Absent		NYTCL-8260-R2(14)
L2448101-10A	Vial HCl preserved	A	NA		4.9	Y	Absent		NYTCL-8260-R2(14)
L2448101-10B	Vial HCl preserved	A	NA		4.9	Y	Absent		NYTCL-8260-R2(14)
L2448101-10C	Vial HCl preserved	A	NA		4.9	Y	Absent		NYTCL-8260-R2(14)

Project Name: EDSON STREET, AMSTERDAM
Project Number: Not Specified

Lab Number: L2448101
Report Date: 08/28/24

GLOSSARY

Acronyms

DL	- Detection Limit: This value represents the level to which target analyte concentrations are reported as estimated values, when those target analyte concentrations are quantified below the limit of quantitation (LOQ). The DL includes any adjustments from dilutions, concentrations or moisture content, where applicable. (DoD report formats only.)
EDL	- Estimated Detection Limit: This value represents the level to which target analyte concentrations are reported as estimated values, when those target analyte concentrations are quantified below the reporting limit (RL). The EDL includes any adjustments from dilutions, concentrations or moisture content, where applicable. The use of EDLs is specific to the analysis of PAHs using Solid-Phase Microextraction (SPME).
EMPC	- Estimated Maximum Possible Concentration: The concentration that results from the signal present at the retention time of an analyte when the ions meet all of the identification criteria except the ion abundance ratio criteria. An EMPC is a worst-case estimate of the concentration.
EPA	- Environmental Protection Agency.
LCS	- Laboratory Control Sample: A sample matrix, free from the analytes of interest, spiked with verified known amounts of analytes or a material containing known and verified amounts of analytes.
LCSD	- Laboratory Control Sample Duplicate: Refer to LCS.
LFB	- Laboratory Fortified Blank: A sample matrix, free from the analytes of interest, spiked with verified known amounts of analytes or a material containing known and verified amounts of analytes.
LOD	- Limit of Detection: This value represents the level to which a target analyte can reliably be detected for a specific analyte in a specific matrix by a specific method. The LOD includes any adjustments from dilutions, concentrations or moisture content, where applicable. (DoD report formats only.)
LOQ	- Limit of Quantitation: The value at which an instrument can accurately measure an analyte at a specific concentration. The LOQ includes any adjustments from dilutions, concentrations or moisture content, where applicable. (DoD report formats only.) Limit of Quantitation: The value at which an instrument can accurately measure an analyte at a specific concentration. The LOQ includes any adjustments from dilutions, concentrations or moisture content, where applicable. (DoD report formats only.)
MDL	- Method Detection Limit: This value represents the level to which target analyte concentrations are reported as estimated values, when those target analyte concentrations are quantified below the reporting limit (RL). The MDL includes any adjustments from dilutions, concentrations or moisture content, where applicable.
MS	- Matrix Spike Sample: A sample prepared by adding a known mass of target analyte to a specified amount of matrix sample for which an independent estimate of target analyte concentration is available. For Method 332.0, the spike recovery is calculated using the native concentration, including estimated values.
MSD	- Matrix Spike Sample Duplicate: Refer to MS.
NA	- Not Applicable.
NC	- Not Calculated: Term is utilized when one or more of the results utilized in the calculation are non-detect at the parameter's reporting unit.
NDPA/DPA	- N-Nitrosodiphenylamine/Diphenylamine.
NI	- Not Ignitable.
NP	- Non-Plastic: Term is utilized for the analysis of Atterberg Limits in soil.
NR	- No Results: Term is utilized when 'No Target Compounds Requested' is reported for the analysis of Volatile or Semivolatile Organic TIC only requests.
RL	- Reporting Limit: The value at which an instrument can accurately measure an analyte at a specific concentration. The RL includes any adjustments from dilutions, concentrations or moisture content, where applicable.
RPD	- Relative Percent Difference: The results from matrix and/or matrix spike duplicates are primarily designed to assess the precision of analytical results in a given matrix and are expressed as relative percent difference (RPD). Values which are less than five times the reporting limit for any individual parameter are evaluated by utilizing the absolute difference between the values; although the RPD value will be provided in the report.
SRM	- Standard Reference Material: A reference sample of a known or certified value that is of the same or similar matrix as the associated field samples.
STLP	- Semi-dynamic Tank Leaching Procedure per EPA Method 1315.
TEF	- Toxic Equivalency Factors: The values assigned to each dioxin and furan to evaluate their toxicity relative to 2,3,7,8-TCDD.
TEQ	- Toxic Equivalent: The measure of a sample's toxicity derived by multiplying each dioxin and furan by its corresponding TEF and then summing the resulting values.
TIC	- Tentatively Identified Compound: A compound that has been identified to be present and is not part of the target compound list (TCL) for the method and/or program. All TICs are qualitatively identified and reported as estimated concentrations.

Report Format: DU Report with 'J' Qualifiers



Project Name: EDSON STREET, AMSTERDAM
Project Number: Not Specified

Lab Number: L2448101
Report Date: 08/28/24

Footnotes

- 1 - The reference for this analyte should be considered modified since this analyte is absent from the target analyte list of the original method.

Terms

Analytical Method: Both the document from which the method originates and the analytical reference method. (Example: EPA 8260B is shown as 1,8260B.) The codes for the reference method documents are provided in the References section of the Addendum.

Chlordane: The target compound Chlordane (CAS No. 57-74-9) is reported for GC ECD analyses. Per EPA, this compound "refers to a mixture of chlordane isomers, other chlorinated hydrocarbons and numerous other components." (Reference: USEPA Toxicological Review of Chlordane, In Support of Summary Information on the Integrated Risk Information System (IRIS), December 1997.)

Difference: With respect to Total Oxidizable Precursor (TOP) Assay analysis, the difference is defined as the Post-Treatment value minus the Pre-Treatment value.

Final pH: As it pertains to Sample Receipt & Container Information section of the report, Final pH reflects pH of container determined after adjustment at the laboratory, if applicable. If no adjustment required, value reflects Initial pH.

Frozen Date/Time: With respect to Volatile Organics in soil, Frozen Date/Time reflects the date/time at which associated Reagent Water-preserved vials were initially frozen. Note: If frozen date/time is beyond 48 hours from sample collection, value will be reflected in 'bold'.

Gasoline Range Organics (GRO): Gasoline Range Organics (GRO) results include all chromatographic peaks eluting from Methyl tert butyl ether through Naphthalene, with the exception of GRO analysis in support of State of Ohio programs, which includes all chromatographic peaks eluting from Hexane through Dodecane.

Initial pH: As it pertains to Sample Receipt & Container Information section of the report, Initial pH reflects pH of container determined upon receipt, if applicable.

PAH Total: With respect to Alkylated PAH analyses, the 'PAHs, Total' result is defined as the summation of results for all or a subset of the following compounds: Naphthalene, C1-C4 Naphthalenes, 2-Methylnaphthalene, 1-Methylnaphthalene, Biphenyl, Acenaphthylene, Acenaphthene, Fluorene, C1-C3 Fluorenes, Phenanthrene, C1-C4 Phenanthrenes/Anthracenes, Anthracene, Fluoranthene, Pyrene, C1-C4 Fluoranthenes/Pyrenes, Benz(a)anthracene, Chrysene, C1-C4 Chrysenes, Benzo(b)fluoranthene, Benzo(j)+(k)fluoranthene, Benzo(e)pyrene, Benzo(a)pyrene, Perylene, Indeno(1,2,3-cd)pyrene, Dibenz(ah)+(ac)anthracene, Benzo(g,h,i)perylene. If a 'Total' result is requested, the results of its individual components will also be reported.

PFAS Total: With respect to PFAS analyses, the 'PFAS, Total (5)' result is defined as the summation of results for: PFHpA, PFHxS, PFOA, PFNA and PFOS. In addition, the 'PFAS, Total (6)' result is defined as the summation of results for: PFHpA, PFHxS, PFOA, PFNA, PFDA and PFOS. For MassDEP DW compliance analysis only, the 'PFAS, Total (6)' result is defined as the summation of results at or above the RL. Note: If a 'Total' result is requested, the results of its individual components will also be reported.

Total: With respect to Organic analyses, a 'Total' result is defined as the summation of results for individual isomers or Aroclors. If a 'Total' result is requested, the results of its individual components will also be reported. This is applicable to 'Total' results for methods 8260, 8081 and 8082.

Data Qualifiers

- A** - Spectra identified as "Aldol Condensates" are byproducts of the extraction/concentration procedures when acetone is introduced in the process.
- B** - The analyte was detected above the reporting limit in the associated method blank. Flag only applies to associated field samples that have detectable concentrations of the analyte at less than ten times (10x) the concentration found in the blank. For MCP-related projects, flag only applies to associated field samples that have detectable concentrations of the analyte at less than ten times (10x) the concentration found in the blank. For DOD-related projects, flag only applies to associated field samples that have detectable concentrations of the analyte at less than ten times (10x) the concentration found in the blank AND the analyte was detected above one-half the reporting limit (or above the reporting limit for common lab contaminants) in the associated method blank. For NJ-Air-related projects, flag only applies to associated field samples that have detectable concentrations of the analyte above the reporting limit. For NJ-related projects (excluding Air), flag only applies to associated field samples that have detectable concentrations of the analyte, which was detected above the reporting limit in the associated method blank or above five times the reporting limit for common lab contaminants (Phthalates, Acetone, Methylene Chloride, 2-Butanone).
- C** - Co-elution: The target analyte co-elutes with a known lab standard (i.e. surrogate, internal standards, etc.) for co-extracted analyses.
- D** - Concentration of analyte was quantified from diluted analysis. Flag only applies to field samples that have detectable concentrations of the analyte.
- E** - Concentration of analyte exceeds the range of the calibration curve and/or linear range of the instrument.
- F** - The ratio of quantifier ion response to qualifier ion response falls outside of the laboratory criteria. Results are considered to be an estimated maximum concentration.
- G** - The concentration may be biased high due to matrix interferences (i.e. co-elution) with non-target compound(s). The result should be considered estimated.
- H** - The analysis of pH was performed beyond the regulatory-required holding time of 15 minutes from the time of sample collection.
- I** - The lower value for the two columns has been reported due to obvious interference.
- J** - Estimated value. The Target analyte concentration is below the quantitation limit (RL), but above the Method Detection Limit (MDL) or Estimated Detection Limit (EDL) for SPME-related analyses. This represents an estimated concentration for Tentatively

Report Format: DU Report with 'J' Qualifiers



Project Name: EDSON STREET, AMSTERDAM
Project Number: Not Specified

Lab Number: L2448101
Report Date: 08/28/24

Data Qualifiers

Identified Compounds (TICs). For calculated parameters, this represents that one or more values used in the calculation were estimated.

- M** - Reporting Limit (RL) exceeds the MCP CAM Reporting Limit for this analyte.
- ND** - Not detected at the method detection limit (MDL) for the sample, or estimated detection limit (EDL) for SPME-related analyses.
- NJ** - Presumptive evidence of compound. This represents an estimated concentration for Tentatively Identified Compounds (TICs), where the identification is based on a mass spectral library search.
- P** - The RPD between the results for the two columns exceeds the method-specified criteria.
- Q** - The quality control sample exceeds the associated acceptance criteria. For DOD-related projects, LCS and/or Continuing Calibration Standard exceedences are also qualified on all associated sample results. Note: This flag is not applicable for matrix spike recoveries when the sample concentration is greater than 4x the spike added or for batch duplicate RPD when the sample concentrations are less than 5x the RL. (Metals only.)
- R** - Analytical results are from sample re-analysis.
- RE** - Analytical results are from sample re-extraction.
- S** - Analytical results are from modified screening analysis.
- V** - The surrogate associated with this target analyte has a recovery outside the QC acceptance limits. (Applicable to MassDEP DW Compliance samples only.)
- Z** - The batch matrix spike and/or duplicate associated with this target analyte has a recovery/RPD outside the QC acceptance limits. (Applicable to MassDEP DW Compliance samples only.)

Project Name: EDSON STREET, AMSTERDAM
Project Number: Not Specified

Lab Number: L2448101
Report Date: 08/28/24

REFERENCES

- 1 Test Methods for Evaluating Solid Waste: Physical/Chemical Methods. EPA SW-846. Third Edition. Updates I - VI, 2018.

LIMITATION OF LIABILITIES

Alpha Analytical performs services with reasonable care and diligence normal to the analytical testing laboratory industry. In the event of an error, the sole and exclusive responsibility of Alpha Analytical shall be to re-perform the work at it's own expense. In no event shall Alpha Analytical be held liable for any incidental, consequential or special damages, including but not limited to, damages in any way connected with the use of, interpretation of, information or analysis provided by Alpha Analytical.

We strongly urge our clients to comply with EPA protocol regarding sample volume, preservation, cooling, containers, sampling procedures, holding time and splitting of samples in the field.



Certification Information

The following analytes are not included in our Primary NELAP Scope of Accreditation:

Westborough Facility

EPA 624.1: m/p-xylene, o-xylene, Naphthalene

EPA 625.1: alpha-Terpineol

EPA 8260D: NPW: 1,2,4,5-Tetramethylbenzene; 4-Ethyltoluene; SCM: Iodomethane (methyl iodide), 1,2,4,5-Tetramethylbenzene; 4-Ethyltoluene.

EPA 8270E: NPW: Dimethylnaphthalene, 1,4-Diphenylhydrazine, alpha-Terpineol, Azobenzene; SCM: Dimethylnaphthalene, 1,4-Diphenylhydrazine.

SM4500: NPW: Amenable Cyanide; SCM: Total Phosphorus, TKN, NO₂, NO₃.

Mansfield Facility

SM 2540D: TSS.

EPA TO-15: Halothane, 2,4,4-Trimethyl-2-pentene, 2,4,4-Trimethyl-1-pentene, Thiophene, 2-Methylthiophene,

3-Methylthiophene, 2-Ethylthiophene, 1,2,3-Trimethylbenzene, Indan, Indene, 1,2,4,5-Tetramethylbenzene, Benzothiophene, 1-Methylnaphthalene.

Nonpotable Water: EPA RSK-175 Dissolved Gases

Biological Tissue Matrix: EPA 3050B

The following analytes are included in our Massachusetts DEP Scope of Accreditation

Westborough Facility:

Drinking Water

EPA 300.0: Chloride, Nitrate-N, Fluoride, Sulfate; **EPA 353.2:** Nitrate-N, Nitrite-N; **SM4500NO3-F:** Nitrate-N, Nitrite-N; **SM4500F-C, SM4500CN-CE,**

EPA 180.1, SM2130B, SM4500Cl-D, SM2320B, SM2540C, SM4500H-B, SM4500NO2-B

EPA 524.2: THMs and VOCs; **EPA 504.1:** EDB, DBCP.

Microbiology: SM9215B; SM9223-P/A, SM9223B-Colilert-QT, SM9222D.

Non-Potable Water

SM4500H,B, EPA 120.1, SM2510B, SM2540C, SM2320B, SM4500CL-E, SM4500F-BC, SM4500NH3-BH: Ammonia-N and Kjeldahl-N, **EPA 350.1:**

Ammonia-N, **LACHAT 10-107-06-1-B:** Ammonia-N, **EPA 351.1, SM4500NO3-F, EPA 353.2:** Nitrate-N, **SM4500P-E, SM4500P-B, E, SM4500SO4-E,**

SM5220D, EPA 410.4, SM5210B, SM5310C, SM4500CL-D, EPA 1664, EPA 420.1, SM4500-CN-CE, SM2540D, EPA 300: Chloride, Sulfate, Nitrate.

EPA 624.1: Volatile Halocarbons & Aromatics,

EPA 608.3: Chlordane, Toxaphene, Aldrin, alpha-BHC, beta-BHC, gamma-BHC, delta-BHC, Dieldrin, DDD, DDE, DDT, Endosulfan I, Endosulfan II,

Endosulfan sulfate, Endrin, Endrin Aldehyde, Heptachlor, Heptachlor Epoxide, PCBs

EPA 625.1: SVOC (Acid/Base/Neutral Extractables).

Microbiology: SM9223B-Colilert-QT; Enterolert-QT, EPA 1600, EPA 1603, SM9222D.

Mansfield Facility:

Drinking Water

EPA 200.7: Al, Ba, Cd, Cr, Cu, Fe, Mn, Ni, Na, Ag, Ca, Zn. **EPA 200.8:** Al, Sb, As, Ba, Be, Cd, Cr, Cu, Pb, Mn, Ni, Se, Ag, TL, Zn. **EPA 245.1** Hg.

EPA 522, EPA 537.1.

Non-Potable Water


EPA 200.7: Al, Sb, As, Be, Cd, Ca, Cr, Co, Cu, Fe, Pb, Mg, Mn, Mo, Ni, K, Se, Ag, Na, Sr, TL, Ti, V, Zn.


EPA 200.8: Al, Sb, As, Be, Cd, Cr, Cu, Fe, Pb, Mn, Ni, K, Se, Ag, Na, TL, Zn.

EPA 245.1 Hg.

SM2340B

For a complete listing of analytes and methods, please contact your Alpha Project Manager.

 NEW YORK CHAIN OF CUSTODY		Service Centers Mahwah, NJ 07430: 38 Whitney Rd, Suite 9 Albany, NY 12205: 14 Walker Way Tonawanda, NY 14150: 275 Cooper Ave, Suite 105		Page 1 of 2		Data Rec'd In Lab 8/23/04		ALPHA Job # 044/8101			
		Westborough, MA 01581 8 Walkup Dr. TEL: 508-898-9220 FAX: 508-898-9193		Mansfield, MA 02048 320 Forbes Blvd TEL: 508-822-9300 FAX: 508-822-3288		Project Information Project Name: Edson Street, Amsterdam Project Location: 61 Edson Street, Amsterdam, New York		Deliverables <input type="checkbox"/> ASP-A <input type="checkbox"/> ASP-B <input type="checkbox"/> EQUIS (1 File) <input type="checkbox"/> EQUIS (4 File) <input type="checkbox"/> Other		Billing Information <input checked="" type="checkbox"/> Same as Client Info PO #	
Client Information Client: Ambient Environmental Address: 828 Washington Ave Albany, NY 12203 Phone: (315) 263-3388 Fax: Email: jfblasting@james-ern.com		Project # (Use Project name as Project #) <input type="checkbox"/>		Project Manager:		Regulatory Requirement <input type="checkbox"/> NY TOGS <input type="checkbox"/> NY Part 375 <input type="checkbox"/> AWQ Standards <input type="checkbox"/> NY GP-51 <input type="checkbox"/> NY Restricted Use <input type="checkbox"/> Other <input type="checkbox"/> NY Unrestricted Use <input type="checkbox"/> NYC Sewer Discharge		Disposal Site Information Please identify below location of applicable disposal facilities. Disposal Facility: <input type="checkbox"/> NJ <input type="checkbox"/> NY <input type="checkbox"/> Other:			
Turn-Around Time: Standard <input checked="" type="checkbox"/> Due Date: Rush (only if pre approved) <input type="checkbox"/> # of Days:		ALPHAQuote #: These samples have been previously analyzed by Alpha <input type="checkbox"/>		ANALYSIS		Sample Filtration <input type="checkbox"/> Done <input type="checkbox"/> Lab to do Preservation <input type="checkbox"/> Lab to do (Please Specify below)					
Other project specific requirements/comments: Please specify Metals or TAL.		NYTCL-8280 Total Chromium		Sample Specific Comments							
ALPHA Lab ID (Lab Use Only)	Sample ID	Collection Date	Time	Sample Matrix	Sampler's Initials	NYTCL-8280	Total Chromium				
	MW-4R			W		X	X				4
	MW-4			W		X	X				4
	MW-1R			W		X	X				4
	MW-10			W		X					3
	MW-1s			W		X					3
	MW-16	8/22/24	1145	W	CK	X					3
	MW-17	8/22/24	1115	W	CK	X					3
	MW-22	8/22/24	0945	W	CK	X					3
	MW-23	8/22/24	1025	W	CK	X					3
	MW-14	8/22/24	1415	W	CK	X					3
Preservative Code: A = None B = HCl C = HNO ₃ D = H ₂ SO ₄ E = NaOH F = MeOH G = NaHSO ₄ H = Na ₂ S ₂ O ₃ K/E = Zn Ac/NaOH O = Other		Container Code: P = Plastic A = Amber Glass V = Vial G = Glass B = Bacteria Cup C = Cube O = Other E = Encore D = BOD Bottle		Westboro: Certification No: MA935 Mansfield: Certification No: MA015		Container Type V P Preservative B C		Please print clearly, legibly and completely. Samples can not be logged in and turnaround time clock will not start until any ambiguities are resolved. BY EXECUTING THIS COC, THE CLIENT HAS READ AND AGREES TO BE BOUND BY ALPHA'S TERMS & CONDITIONS.			
Relinquished By:		Date/Time		Received By:		Date/Time					
Chris Kane		8/22/24 1530		[Signature]		8/23/24 0150					
[Signature]		8/23 150		[Signature]		8/23/24 0150					

 NEW YORK CHAIN OF CUSTODY Westborough, MA 01581 8 Walkup Dr. TEL: 508-898-8220 FAX: 508-898-9193	Service Centers Mahwah, NJ 07430: 35 Whitney Rd, Suite 8 Albany, NY 12205: 14 Walker Way Tonawanda, NY 14150: 275 Cooper Ave, Suite 105	Page 2 of 2		Date Rec'd in Lab 8/23/24		ALPHA Job # CS448101																																																																																																																																																										
		Project Information Project Name: Edson Street, Amsterdam Project Location: 61 Edson Street, Amsterdam, New York		Deliverables <input type="checkbox"/> ASP-A <input type="checkbox"/> ASP-B <input type="checkbox"/> EQUIS (1 File) <input type="checkbox"/> EQUIS (4 File) <input type="checkbox"/> Other		Billing Information <input type="checkbox"/> Same as Client Info PO #																																																																																																																																																										
Client Information Client: Ambient Environmental Address: 828 Washington Ave Albany, NY 12203 Phone: (315) 263-3388 Fax: _____ Email: jfblasting@james-em.com		Turn-Around Time Project Manager: _____ ALPHAQuote #: _____ (Use Project name as Project #) <input type="checkbox"/>		Regulatory Requirement <input type="checkbox"/> NY TOGS <input type="checkbox"/> NY Part 375 <input type="checkbox"/> AWQ Standards <input type="checkbox"/> NY CP-51 <input type="checkbox"/> NY Restricted Use <input type="checkbox"/> Other <input type="checkbox"/> NY Unrestricted Use <input type="checkbox"/> NYC Sewer Discharge		Disposal Site Information Please identify below location of applicable disposal facilities. Disposal Facility: <input type="checkbox"/> NJ <input type="checkbox"/> NY <input type="checkbox"/> Other: _____																																																																																																																																																										
These samples have been previously analyzed by Alpha <input type="checkbox"/> Other project specific requirements/comments: _____ _____ Please specify Metals or TAL: _____		ANALYSIS		Sample Filtration <input type="checkbox"/> Done <input type="checkbox"/> Lab to do <input type="checkbox"/> Preservation <input type="checkbox"/> Lab to do (Please Specify below)																																																																																																																																																												
<table border="1"> <thead> <tr> <th rowspan="2">ALPHA Lab ID (Lab Use Only)</th> <th rowspan="2">Sample ID</th> <th colspan="2">Collection</th> <th rowspan="2">Sample Matrix</th> <th rowspan="2">Sampler's Initials</th> <th rowspan="2">NYTCL-8260</th> <th rowspan="2">Total Chromium</th> <th rowspan="2"></th> <th rowspan="2"></th> <th rowspan="2"></th> <th rowspan="2"></th> <th rowspan="2"></th> <th rowspan="2"></th> <th rowspan="2"></th> <th rowspan="2"></th> <th rowspan="2"></th> <th rowspan="2">Sample Specific Comments</th> </tr> <tr> <th>Date</th> <th>Time</th> </tr> </thead> <tbody> <tr> <td>48101</td> <td>MW-18</td> <td>8/22/24</td> <td>1515</td> <td>W</td> <td>CK</td> <td>X</td> <td></td> <td></td> <td></td> <td></td> <td></td> <td></td> <td></td> <td></td> <td></td> <td></td> <td></td> <td>3</td> </tr> <tr> <td>07</td> <td>MW-19</td> <td>8/22/24</td> <td>1320</td> <td>W</td> <td>CK</td> <td>X</td> <td></td> <td></td> <td></td> <td></td> <td></td> <td></td> <td></td> <td></td> <td></td> <td></td> <td></td> <td>3</td> </tr> <tr> <td>08</td> <td>MW-20</td> <td>8/22/24</td> <td>1245</td> <td>W</td> <td>CK</td> <td>X</td> <td></td> <td></td> <td></td> <td></td> <td></td> <td></td> <td></td> <td></td> <td></td> <td></td> <td></td> <td>3</td> </tr> <tr> <td>09</td> <td>Trip Blank</td> <td></td> <td></td> <td></td> <td>DI</td> <td>X</td> <td></td> <td></td> <td></td> <td></td> <td></td> <td></td> <td></td> <td></td> <td></td> <td></td> <td></td> <td>3</td> </tr> <tr> <td>10</td> <td>Field Duplicate</td> <td>8/22/24</td> <td>1320</td> <td>W</td> <td>CK</td> <td>X</td> <td></td> <td></td> <td></td> <td></td> <td></td> <td></td> <td></td> <td></td> <td></td> <td></td> <td></td> <td>3</td> </tr> <tr> <td>07</td> <td>MS</td> <td>8/22/24</td> <td>1320</td> <td>W</td> <td>CK</td> <td>X</td> <td></td> <td></td> <td></td> <td></td> <td></td> <td></td> <td></td> <td></td> <td></td> <td></td> <td></td> <td>3</td> </tr> <tr> <td>07</td> <td>MSD</td> <td>8/22/24</td> <td>1320</td> <td>W</td> <td>CK</td> <td>X</td> <td></td> <td></td> <td></td> <td></td> <td></td> <td></td> <td></td> <td></td> <td></td> <td></td> <td></td> <td>3</td> </tr> </tbody> </table>		ALPHA Lab ID (Lab Use Only)	Sample ID	Collection		Sample Matrix	Sampler's Initials	NYTCL-8260	Total Chromium										Sample Specific Comments	Date	Time	48101	MW-18	8/22/24	1515	W	CK	X												3	07	MW-19	8/22/24	1320	W	CK	X												3	08	MW-20	8/22/24	1245	W	CK	X												3	09	Trip Blank				DI	X												3	10	Field Duplicate	8/22/24	1320	W	CK	X												3	07	MS	8/22/24	1320	W	CK	X												3	07	MSD	8/22/24	1320	W	CK	X												3	Westboro: Certification No: MA935 Mansfield: Certification No: MA015		Container Type: V Preservative: B		Please print clearly, legibly and completely. Samples can not be logged in and turnaround time clock will not start until any ambiguities are resolved, BY EXECUTING THIS COC. THE CLIENT HAS READ AND AGREES TO BE BOUND BY ALPHA'S <u>TERMS & CONDITIONS.</u>	
ALPHA Lab ID (Lab Use Only)	Sample ID			Collection																Sample Matrix	Sampler's Initials	NYTCL-8260	Total Chromium										Sample Specific Comments																																																																																																																															
		Date	Time																																																																																																																																																													
48101	MW-18	8/22/24	1515	W	CK	X												3																																																																																																																																														
07	MW-19	8/22/24	1320	W	CK	X												3																																																																																																																																														
08	MW-20	8/22/24	1245	W	CK	X												3																																																																																																																																														
09	Trip Blank				DI	X												3																																																																																																																																														
10	Field Duplicate	8/22/24	1320	W	CK	X												3																																																																																																																																														
07	MS	8/22/24	1320	W	CK	X												3																																																																																																																																														
07	MSD	8/22/24	1320	W	CK	X												3																																																																																																																																														
Preservative Code: A = None B = HCl C = HNO ₃ D = H ₂ SO ₄ E = NaOH F = MeOH G = NaHSO ₄ H = Na ₂ S ₂ O ₃ K/E = Zn Ac/NaOH O = Other		Container Code: P = Plastic A = Amber Glass V = Vial G = Glass B = Bacteria Cup C = Cube O = Other E = Encore D = BOD Bottle		Relinquished By: <i>Ch... TALE</i> Date/Time: 8/22/24 1530 _____ 8/23 150		Received By: _____ Date/Time: 8/27 2200 _____ 8/23/24 0150																																																																																																																																																										
Form No: 01-25 (rev. 30-Sept-2013)																																																																																																																																																																



ANALYTICAL REPORT

Lab Number:	L2448259
Client:	James Environmental Management 134 Greenridge Drive Manlius, NY 13104
ATTN:	James Blasting
Phone:	(315) 263-3388
Project Name:	EDSON STREET, AMSTERDAM
Project Number:	Not Specified
Report Date:	08/30/24

The original project report/data package is held by Alpha Analytical. This report/data package is paginated and should be reproduced only in its entirety. Alpha Analytical holds no responsibility for results and/or data that are not consistent with the original.

Certifications & Approvals: MA (M-MA086), NH NELAP (2064), CT (PH-0826), IL (200077), IN (C-MA-03), KY (KY98045), ME (MA00086), MD (348), NJ (MA935), NY (11148), NC (25700/666), OR (MA-1316), PA (68-03671), RI (LAO00065), TX (T104704476), VT (VT-0935), VA (460195), USDA (Permit #525-23-122-91930A1).

Eight Walkup Drive, Westborough, MA 01581-1019
508-898-9220 (Fax) 508-898-9193 800-624-9220 - www.alphalab.com



Project Name: EDSON STREET, AMSTERDAM**Project Number:** Not Specified**Lab Number:** L2448259**Report Date:** 08/30/24

Alpha Sample ID	Client ID	Matrix	Sample Location	Collection Date/Time	Receive Date
L2448259-01	MW-4R	WATER	61 EDSON STREET, AMSTERDAM, NEW YORK	08/23/24 10:15	08/23/24
L2448259-02	MW-4	WATER	61 EDSON STREET, AMSTERDAM, NEW YORK	08/23/24 10:50	08/23/24
L2448259-03	MW-1R	WATER	61 EDSON STREET, AMSTERDAM, NEW YORK	08/23/24 11:25	08/23/24
L2448259-04	MW-10	WATER	61 EDSON STREET, AMSTERDAM, NEW YORK	08/23/24 09:35	08/23/24
L2448259-05	MW-13	WATER	61 EDSON STREET, AMSTERDAM, NEW YORK	08/23/24 08:50	08/23/24
L2448259-06	TRIP BLANK	WATER	61 EDSON STREET, AMSTERDAM, NEW YORK	08/23/24 00:00	08/23/24

Project Name: EDSON STREET, AMSTERDAM
Project Number: Not Specified

Lab Number: L2448259
Report Date: 08/30/24

Case Narrative

The samples were received in accordance with the Chain of Custody and no significant deviations were encountered during the preparation or analysis unless otherwise noted. Sample Receipt, Container Information, and the Chain of Custody are located at the back of the report.

Results contained within this report relate only to the samples submitted under this Alpha Lab Number and meet NELAP requirements for all NELAP accredited parameters unless otherwise noted in the following narrative. The data presented in this report is organized by parameter (i.e. VOC, SVOC, etc.). Sample specific Quality Control data (i.e. Surrogate Spike Recovery) is reported at the end of the target analyte list for each individual sample, followed by the Laboratory Batch Quality Control at the end of each parameter. Tentatively Identified Compounds (TICs), if requested, are reported for compounds identified to be present and are not part of the method/program Target Compound List, even if only a subset of the TCL are being reported. If a sample was re-analyzed or re-extracted due to a required quality control corrective action and if both sets of data are reported, the Laboratory ID of the re-analysis or re-extraction is designated with an "R" or "RE", respectively.

When multiple Batch Quality Control elements are reported (e.g. more than one LCS), the associated samples for each element are noted in the grey shaded header line of each data table. Any Laboratory Batch, Sample Specific % recovery or RPD value that is outside the listed Acceptance Criteria is bolded in the report. In reference to questions H (CAM) or 4 (RCP) when "NO" is checked, the performance criteria for CAM and RCP methods allow for some quality control failures to occur and still be within method compliance. In these instances, the specific failure is not narrated but noted in the associated QC Outlier Summary Report, located directly after the Case Narrative. QC information is also incorporated in the Data Usability Assessment table (Format 11) of our Data Merger tool, where it can be reviewed in conjunction with the sample result, associated regulatory criteria and any associated data usability implications.

Soil/sediments and solids are reported on a dry weight basis unless otherwise noted. Tissues are reported "as received" or on a wet weight basis, unless otherwise noted. Definitions of all data qualifiers and acronyms used in this report are provided in the Glossary located at the back of the report.

HOLD POLICY - For samples submitted on hold, Alpha's policy is to hold samples (with the exception of Air canisters) free of charge for 21 calendar days from the date the project is completed. After 21 calendar days, we will dispose of all samples submitted including those put on hold unless you have contacted your Alpha Project Manager and made arrangements for Alpha to continue to hold the samples. Air canisters will be disposed after 3 business days from the date the project is completed.

Please contact Project Management at 800-624-9220 with any questions.

Project Name: EDSON STREET, AMSTERDAM
Project Number: Not Specified

Lab Number: L2448259
Report Date: 08/30/24

Case Narrative (continued)

Report Submission

All non-detect (ND) or estimated concentrations (J-qualified) have been quantitated to the limit noted in the MDL column.

I, the undersigned, attest under the pains and penalties of perjury that, to the best of my knowledge and belief and based upon my personal inquiry of those responsible for providing the information contained in this analytical report, such information is accurate and complete. This certificate of analysis is not complete unless this page accompanies any and all pages of this report.

Authorized Signature:



Kelly O'Neill

Title: Technical Director/Representative

Date: 08/30/24

ORGANICS

VOLATILES

Project Name: EDSON STREET, AMSTERDAM**Lab Number:** L2448259**Project Number:** Not Specified**Report Date:** 08/30/24**SAMPLE RESULTS**

Lab ID: L2448259-01 D
 Client ID: MW-4R
 Sample Location: 61 EDSON STREET, AMSTERDAM, NEW YORK

Date Collected: 08/23/24 10:15
 Date Received: 08/23/24
 Field Prep: Not Specified

Sample Depth:

Matrix: Water
 Analytical Method: 1,8260D
 Analytical Date: 08/28/24 11:16
 Analyst: PID

Parameter	Result	Qualifier	Units	RL	MDL	Dilution Factor
Volatile Organics by GC/MS - Westborough Lab						
Methylene chloride	ND		ug/l	500	140	200
1,1-Dichloroethane	ND		ug/l	500	140	200
Chloroform	ND		ug/l	500	140	200
Carbon tetrachloride	ND		ug/l	100	27.	200
1,2-Dichloropropane	ND		ug/l	200	27.	200
Dibromochloromethane	ND		ug/l	100	30.	200
1,1,2-Trichloroethane	ND		ug/l	300	100	200
Tetrachloroethene	1800		ug/l	100	36.	200
Chlorobenzene	ND		ug/l	500	140	200
Trichlorofluoromethane	ND		ug/l	500	140	200
1,2-Dichloroethane	ND		ug/l	100	26.	200
1,1,1-Trichloroethane	ND		ug/l	500	140	200
Bromodichloromethane	ND		ug/l	100	38.	200
trans-1,3-Dichloropropene	ND		ug/l	100	33.	200
cis-1,3-Dichloropropene	ND		ug/l	100	29.	200
Bromoform	ND		ug/l	400	130	200
1,1,2,2-Tetrachloroethane	ND		ug/l	100	33.	200
Benzene	ND		ug/l	100	32.	200
Toluene	ND		ug/l	500	140	200
Ethylbenzene	ND		ug/l	500	140	200
Chloromethane	ND		ug/l	500	140	200
Bromomethane	ND		ug/l	500	140	200
Vinyl chloride	ND		ug/l	200	14.	200
Chloroethane	ND		ug/l	500	140	200
1,1-Dichloroethene	ND		ug/l	100	34.	200
trans-1,2-Dichloroethene	ND		ug/l	500	140	200
Trichloroethene	19000		ug/l	100	35.	200
1,2-Dichlorobenzene	ND		ug/l	500	140	200

Project Name: EDSON STREET, AMSTERDAM**Lab Number:** L2448259**Project Number:** Not Specified**Report Date:** 08/30/24**SAMPLE RESULTS**

Lab ID: L2448259-01 D

Date Collected: 08/23/24 10:15

Client ID: MW-4R

Date Received: 08/23/24

Sample Location: 61 EDSON STREET, AMSTERDAM, NEW YORK

Field Prep: Not Specified

Sample Depth:

Parameter	Result	Qualifier	Units	RL	MDL	Dilution Factor
Volatile Organics by GC/MS - Westborough Lab						
1,3-Dichlorobenzene	ND		ug/l	500	140	200
1,4-Dichlorobenzene	ND		ug/l	500	140	200
Methyl tert butyl ether	ND		ug/l	500	33.	200
p/m-Xylene	ND		ug/l	500	140	200
o-Xylene	ND		ug/l	500	140	200
cis-1,2-Dichloroethene	ND		ug/l	500	140	200
Styrene	ND		ug/l	500	140	200
Dichlorodifluoromethane	ND		ug/l	1000	200	200
Acetone	ND		ug/l	1000	290	200
Carbon disulfide	ND		ug/l	1000	200	200
2-Butanone	ND		ug/l	1000	390	200
4-Methyl-2-pentanone	ND		ug/l	1000	200	200
2-Hexanone	ND		ug/l	1000	200	200
Bromochloromethane	ND		ug/l	500	140	200
1,2-Dibromoethane	ND		ug/l	400	130	200
1,2-Dibromo-3-chloropropane	ND		ug/l	500	140	200
Isopropylbenzene	ND		ug/l	500	140	200
1,2,3-Trichlorobenzene	ND		ug/l	500	140	200
1,2,4-Trichlorobenzene	ND		ug/l	500	140	200
Methyl Acetate	ND		ug/l	400	47.	200
Cyclohexane	ND		ug/l	2000	54.	200
1,4-Dioxane	ND		ug/l	50000	12000	200
Freon-113	ND		ug/l	500	140	200
Methyl cyclohexane	ND		ug/l	2000	79.	200

Surrogate	% Recovery	Qualifier	Acceptance Criteria
1,2-Dichloroethane-d4	115		70-130
Toluene-d8	106		70-130
4-Bromofluorobenzene	104		70-130
Dibromofluoromethane	99		70-130

Project Name: EDSON STREET, AMSTERDAM**Lab Number:** L2448259**Project Number:** Not Specified**Report Date:** 08/30/24**SAMPLE RESULTS**

Lab ID: L2448259-02 D
 Client ID: MW-4
 Sample Location: 61 EDSON STREET, AMSTERDAM, NEW YORK

Date Collected: 08/23/24 10:50
 Date Received: 08/23/24
 Field Prep: Not Specified

Sample Depth:

Matrix: Water
 Analytical Method: 1,8260D
 Analytical Date: 08/27/24 15:08
 Analyst: MAG

Parameter	Result	Qualifier	Units	RL	MDL	Dilution Factor
Volatile Organics by GC/MS - Westborough Lab						
Methylene chloride	ND		ug/l	5.0	1.4	2
1,1-Dichloroethane	ND		ug/l	5.0	1.4	2
Chloroform	ND		ug/l	5.0	1.4	2
Carbon tetrachloride	ND		ug/l	1.0	0.27	2
1,2-Dichloropropane	ND		ug/l	2.0	0.27	2
Dibromochloromethane	ND		ug/l	1.0	0.30	2
1,1,2-Trichloroethane	ND		ug/l	3.0	1.0	2
Tetrachloroethene	39		ug/l	1.0	0.36	2
Chlorobenzene	ND		ug/l	5.0	1.4	2
Trichlorofluoromethane	ND		ug/l	5.0	1.4	2
1,2-Dichloroethane	ND		ug/l	1.0	0.26	2
1,1,1-Trichloroethane	ND		ug/l	5.0	1.4	2
Bromodichloromethane	ND		ug/l	1.0	0.38	2
trans-1,3-Dichloropropene	ND		ug/l	1.0	0.33	2
cis-1,3-Dichloropropene	ND		ug/l	1.0	0.29	2
Bromoform	ND		ug/l	4.0	1.3	2
1,1,2,2-Tetrachloroethane	ND		ug/l	1.0	0.33	2
Benzene	ND		ug/l	1.0	0.32	2
Toluene	ND		ug/l	5.0	1.4	2
Ethylbenzene	ND		ug/l	5.0	1.4	2
Chloromethane	ND		ug/l	5.0	1.4	2
Bromomethane	ND		ug/l	5.0	1.4	2
Vinyl chloride	18		ug/l	2.0	0.14	2
Chloroethane	ND		ug/l	5.0	1.4	2
1,1-Dichloroethene	ND		ug/l	1.0	0.34	2
trans-1,2-Dichloroethene	ND		ug/l	5.0	1.4	2
Trichloroethene	180		ug/l	1.0	0.35	2
1,2-Dichlorobenzene	ND		ug/l	5.0	1.4	2

Project Name: EDSON STREET, AMSTERDAM**Lab Number:** L2448259**Project Number:** Not Specified**Report Date:** 08/30/24**SAMPLE RESULTS**

Lab ID: L2448259-02 D

Date Collected: 08/23/24 10:50

Client ID: MW-4

Date Received: 08/23/24

Sample Location: 61 EDSON STREET, AMSTERDAM, NEW YORK

Field Prep: Not Specified

Sample Depth:

Parameter	Result	Qualifier	Units	RL	MDL	Dilution Factor
Volatile Organics by GC/MS - Westborough Lab						
1,3-Dichlorobenzene	ND		ug/l	5.0	1.4	2
1,4-Dichlorobenzene	ND		ug/l	5.0	1.4	2
Methyl tert butyl ether	ND		ug/l	5.0	0.33	2
p/m-Xylene	ND		ug/l	5.0	1.4	2
o-Xylene	ND		ug/l	5.0	1.4	2
cis-1,2-Dichloroethene	7.3		ug/l	5.0	1.4	2
Styrene	ND		ug/l	5.0	1.4	2
Dichlorodifluoromethane	ND		ug/l	10	2.0	2
Acetone	ND		ug/l	10	2.9	2
Carbon disulfide	ND		ug/l	10	2.0	2
2-Butanone	ND		ug/l	10	3.9	2
4-Methyl-2-pentanone	ND		ug/l	10	2.0	2
2-Hexanone	ND		ug/l	10	2.0	2
Bromochloromethane	ND		ug/l	5.0	1.4	2
1,2-Dibromoethane	ND		ug/l	4.0	1.3	2
1,2-Dibromo-3-chloropropane	ND		ug/l	5.0	1.4	2
Isopropylbenzene	ND		ug/l	5.0	1.4	2
1,2,3-Trichlorobenzene	ND		ug/l	5.0	1.4	2
1,2,4-Trichlorobenzene	ND		ug/l	5.0	1.4	2
Methyl Acetate	ND		ug/l	4.0	0.47	2
Cyclohexane	ND		ug/l	20	0.54	2
1,4-Dioxane	ND		ug/l	500	120	2
Freon-113	ND		ug/l	5.0	1.4	2
Methyl cyclohexane	ND		ug/l	20	0.79	2

Surrogate	% Recovery	Qualifier	Acceptance Criteria
1,2-Dichloroethane-d4	119		70-130
Toluene-d8	98		70-130
4-Bromofluorobenzene	89		70-130
Dibromofluoromethane	106		70-130

Project Name: EDSON STREET, AMSTERDAM**Lab Number:** L2448259**Project Number:** Not Specified**Report Date:** 08/30/24**SAMPLE RESULTS**

Lab ID: L2448259-03
 Client ID: MW-1R
 Sample Location: 61 EDSON STREET, AMSTERDAM, NEW YORK

Date Collected: 08/23/24 11:25
 Date Received: 08/23/24
 Field Prep: Not Specified

Sample Depth:

Matrix: Water
 Analytical Method: 1,8260D
 Analytical Date: 08/27/24 15:32
 Analyst: MAG

Parameter	Result	Qualifier	Units	RL	MDL	Dilution Factor
Volatile Organics by GC/MS - Westborough Lab						
Methylene chloride	ND		ug/l	2.5	0.70	1
1,1-Dichloroethane	ND		ug/l	2.5	0.70	1
Chloroform	ND		ug/l	2.5	0.70	1
Carbon tetrachloride	1.8		ug/l	0.50	0.13	1
1,2-Dichloropropane	ND		ug/l	1.0	0.14	1
Dibromochloromethane	ND		ug/l	0.50	0.15	1
1,1,2-Trichloroethane	ND		ug/l	1.5	0.50	1
Tetrachloroethene	27		ug/l	0.50	0.18	1
Chlorobenzene	ND		ug/l	2.5	0.70	1
Trichlorofluoromethane	0.75	J	ug/l	2.5	0.70	1
1,2-Dichloroethane	ND		ug/l	0.50	0.13	1
1,1,1-Trichloroethane	ND		ug/l	2.5	0.70	1
Bromodichloromethane	ND		ug/l	0.50	0.19	1
trans-1,3-Dichloropropene	ND		ug/l	0.50	0.16	1
cis-1,3-Dichloropropene	ND		ug/l	0.50	0.14	1
Bromoform	ND		ug/l	2.0	0.65	1
1,1,2,2-Tetrachloroethane	ND		ug/l	0.50	0.17	1
Benzene	ND		ug/l	0.50	0.16	1
Toluene	ND		ug/l	2.5	0.70	1
Ethylbenzene	ND		ug/l	2.5	0.70	1
Chloromethane	ND		ug/l	2.5	0.70	1
Bromomethane	ND		ug/l	2.5	0.70	1
Vinyl chloride	ND		ug/l	1.0	0.07	1
Chloroethane	ND		ug/l	2.5	0.70	1
1,1-Dichloroethene	ND		ug/l	0.50	0.17	1
trans-1,2-Dichloroethene	ND		ug/l	2.5	0.70	1
Trichloroethene	180		ug/l	0.50	0.18	1
1,2-Dichlorobenzene	ND		ug/l	2.5	0.70	1

Project Name: EDSON STREET, AMSTERDAM**Lab Number:** L2448259**Project Number:** Not Specified**Report Date:** 08/30/24**SAMPLE RESULTS**

Lab ID: L2448259-03

Date Collected: 08/23/24 11:25

Client ID: MW-1R

Date Received: 08/23/24

Sample Location: 61 EDSON STREET, AMSTERDAM, NEW YORK

Field Prep: Not Specified

Sample Depth:

Parameter	Result	Qualifier	Units	RL	MDL	Dilution Factor
Volatile Organics by GC/MS - Westborough Lab						
1,3-Dichlorobenzene	ND		ug/l	2.5	0.70	1
1,4-Dichlorobenzene	ND		ug/l	2.5	0.70	1
Methyl tert butyl ether	ND		ug/l	2.5	0.17	1
p/m-Xylene	ND		ug/l	2.5	0.70	1
o-Xylene	ND		ug/l	2.5	0.70	1
cis-1,2-Dichloroethene	1.1	J	ug/l	2.5	0.70	1
Styrene	ND		ug/l	2.5	0.70	1
Dichlorodifluoromethane	ND		ug/l	5.0	1.0	1
Acetone	ND		ug/l	5.0	1.5	1
Carbon disulfide	ND		ug/l	5.0	1.0	1
2-Butanone	ND		ug/l	5.0	1.9	1
4-Methyl-2-pentanone	ND		ug/l	5.0	1.0	1
2-Hexanone	ND		ug/l	5.0	1.0	1
Bromochloromethane	ND		ug/l	2.5	0.70	1
1,2-Dibromoethane	ND		ug/l	2.0	0.65	1
1,2-Dibromo-3-chloropropane	ND		ug/l	2.5	0.70	1
Isopropylbenzene	ND		ug/l	2.5	0.70	1
1,2,3-Trichlorobenzene	ND		ug/l	2.5	0.70	1
1,2,4-Trichlorobenzene	ND		ug/l	2.5	0.70	1
Methyl Acetate	ND		ug/l	2.0	0.23	1
Cyclohexane	ND		ug/l	10	0.27	1
1,4-Dioxane	ND		ug/l	250	61.	1
Freon-113	ND		ug/l	2.5	0.70	1
Methyl cyclohexane	ND		ug/l	10	0.40	1

Surrogate	% Recovery	Qualifier	Acceptance Criteria
1,2-Dichloroethane-d4	122		70-130
Toluene-d8	95		70-130
4-Bromofluorobenzene	89		70-130
Dibromofluoromethane	107		70-130

Project Name: EDSON STREET, AMSTERDAM**Lab Number:** L2448259**Project Number:** Not Specified**Report Date:** 08/30/24**SAMPLE RESULTS**

Lab ID: L2448259-04
 Client ID: MW-10
 Sample Location: 61 EDSON STREET, AMSTERDAM, NEW YORK

Date Collected: 08/23/24 09:35
 Date Received: 08/23/24
 Field Prep: Not Specified

Sample Depth:

Matrix: Water
 Analytical Method: 1,8260D
 Analytical Date: 08/27/24 15:56
 Analyst: MAG

Parameter	Result	Qualifier	Units	RL	MDL	Dilution Factor
Volatile Organics by GC/MS - Westborough Lab						
Methylene chloride	ND		ug/l	2.5	0.70	1
1,1-Dichloroethane	ND		ug/l	2.5	0.70	1
Chloroform	ND		ug/l	2.5	0.70	1
Carbon tetrachloride	ND		ug/l	0.50	0.13	1
1,2-Dichloropropane	ND		ug/l	1.0	0.14	1
Dibromochloromethane	ND		ug/l	0.50	0.15	1
1,1,2-Trichloroethane	ND		ug/l	1.5	0.50	1
Tetrachloroethene	0.63		ug/l	0.50	0.18	1
Chlorobenzene	ND		ug/l	2.5	0.70	1
Trichlorofluoromethane	ND		ug/l	2.5	0.70	1
1,2-Dichloroethane	ND		ug/l	0.50	0.13	1
1,1,1-Trichloroethane	ND		ug/l	2.5	0.70	1
Bromodichloromethane	ND		ug/l	0.50	0.19	1
trans-1,3-Dichloropropene	ND		ug/l	0.50	0.16	1
cis-1,3-Dichloropropene	ND		ug/l	0.50	0.14	1
Bromoform	ND		ug/l	2.0	0.65	1
1,1,2,2-Tetrachloroethane	ND		ug/l	0.50	0.17	1
Benzene	ND		ug/l	0.50	0.16	1
Toluene	ND		ug/l	2.5	0.70	1
Ethylbenzene	ND		ug/l	2.5	0.70	1
Chloromethane	ND		ug/l	2.5	0.70	1
Bromomethane	ND		ug/l	2.5	0.70	1
Vinyl chloride	ND		ug/l	1.0	0.07	1
Chloroethane	ND		ug/l	2.5	0.70	1
1,1-Dichloroethene	0.78		ug/l	0.50	0.17	1
trans-1,2-Dichloroethene	0.84	J	ug/l	2.5	0.70	1
Trichloroethene	180		ug/l	0.50	0.18	1
1,2-Dichlorobenzene	ND		ug/l	2.5	0.70	1

Project Name: EDSON STREET, AMSTERDAM**Lab Number:** L2448259**Project Number:** Not Specified**Report Date:** 08/30/24**SAMPLE RESULTS**

Lab ID: L2448259-04

Date Collected: 08/23/24 09:35

Client ID: MW-10

Date Received: 08/23/24

Sample Location: 61 EDSON STREET, AMSTERDAM, NEW YORK

Field Prep: Not Specified

Sample Depth:

Parameter	Result	Qualifier	Units	RL	MDL	Dilution Factor
Volatile Organics by GC/MS - Westborough Lab						
1,3-Dichlorobenzene	ND		ug/l	2.5	0.70	1
1,4-Dichlorobenzene	ND		ug/l	2.5	0.70	1
Methyl tert butyl ether	ND		ug/l	2.5	0.17	1
p/m-Xylene	ND		ug/l	2.5	0.70	1
o-Xylene	ND		ug/l	2.5	0.70	1
cis-1,2-Dichloroethene	7.7		ug/l	2.5	0.70	1
Styrene	ND		ug/l	2.5	0.70	1
Dichlorodifluoromethane	ND		ug/l	5.0	1.0	1
Acetone	ND		ug/l	5.0	1.5	1
Carbon disulfide	ND		ug/l	5.0	1.0	1
2-Butanone	ND		ug/l	5.0	1.9	1
4-Methyl-2-pentanone	ND		ug/l	5.0	1.0	1
2-Hexanone	ND		ug/l	5.0	1.0	1
Bromochloromethane	ND		ug/l	2.5	0.70	1
1,2-Dibromoethane	ND		ug/l	2.0	0.65	1
1,2-Dibromo-3-chloropropane	ND		ug/l	2.5	0.70	1
Isopropylbenzene	ND		ug/l	2.5	0.70	1
1,2,3-Trichlorobenzene	ND		ug/l	2.5	0.70	1
1,2,4-Trichlorobenzene	ND		ug/l	2.5	0.70	1
Methyl Acetate	ND		ug/l	2.0	0.23	1
Cyclohexane	ND		ug/l	10	0.27	1
1,4-Dioxane	ND		ug/l	250	61.	1
Freon-113	ND		ug/l	2.5	0.70	1
Methyl cyclohexane	ND		ug/l	10	0.40	1

Surrogate	% Recovery	Qualifier	Acceptance Criteria
1,2-Dichloroethane-d4	121		70-130
Toluene-d8	98		70-130
4-Bromofluorobenzene	87		70-130
Dibromofluoromethane	109		70-130

Project Name: EDSON STREET, AMSTERDAM**Lab Number:** L2448259**Project Number:** Not Specified**Report Date:** 08/30/24**SAMPLE RESULTS**

Lab ID: L2448259-05
 Client ID: MW-13
 Sample Location: 61 EDSON STREET, AMSTERDAM, NEW YORK

Date Collected: 08/23/24 08:50
 Date Received: 08/23/24
 Field Prep: Not Specified

Sample Depth:

Matrix: Water
 Analytical Method: 1,8260D
 Analytical Date: 08/27/24 16:20
 Analyst: MAG

Parameter	Result	Qualifier	Units	RL	MDL	Dilution Factor
Volatile Organics by GC/MS - Westborough Lab						
Methylene chloride	ND		ug/l	2.5	0.70	1
1,1-Dichloroethane	ND		ug/l	2.5	0.70	1
Chloroform	ND		ug/l	2.5	0.70	1
Carbon tetrachloride	ND		ug/l	0.50	0.13	1
1,2-Dichloropropane	ND		ug/l	1.0	0.14	1
Dibromochloromethane	ND		ug/l	0.50	0.15	1
1,1,2-Trichloroethane	ND		ug/l	1.5	0.50	1
Tetrachloroethene	ND		ug/l	0.50	0.18	1
Chlorobenzene	ND		ug/l	2.5	0.70	1
Trichlorofluoromethane	ND		ug/l	2.5	0.70	1
1,2-Dichloroethane	ND		ug/l	0.50	0.13	1
1,1,1-Trichloroethane	ND		ug/l	2.5	0.70	1
Bromodichloromethane	ND		ug/l	0.50	0.19	1
trans-1,3-Dichloropropene	ND		ug/l	0.50	0.16	1
cis-1,3-Dichloropropene	ND		ug/l	0.50	0.14	1
Bromoform	ND		ug/l	2.0	0.65	1
1,1,2,2-Tetrachloroethane	ND		ug/l	0.50	0.17	1
Benzene	ND		ug/l	0.50	0.16	1
Toluene	ND		ug/l	2.5	0.70	1
Ethylbenzene	ND		ug/l	2.5	0.70	1
Chloromethane	ND		ug/l	2.5	0.70	1
Bromomethane	ND		ug/l	2.5	0.70	1
Vinyl chloride	ND		ug/l	1.0	0.07	1
Chloroethane	ND		ug/l	2.5	0.70	1
1,1-Dichloroethene	ND		ug/l	0.50	0.17	1
trans-1,2-Dichloroethene	ND		ug/l	2.5	0.70	1
Trichloroethene	1.2		ug/l	0.50	0.18	1
1,2-Dichlorobenzene	ND		ug/l	2.5	0.70	1

Project Name: EDSON STREET, AMSTERDAM**Lab Number:** L2448259**Project Number:** Not Specified**Report Date:** 08/30/24**SAMPLE RESULTS**

Lab ID: L2448259-05

Date Collected: 08/23/24 08:50

Client ID: MW-13

Date Received: 08/23/24

Sample Location: 61 EDSON STREET, AMSTERDAM, NEW YORK

Field Prep: Not Specified

Sample Depth:

Parameter	Result	Qualifier	Units	RL	MDL	Dilution Factor
Volatile Organics by GC/MS - Westborough Lab						
1,3-Dichlorobenzene	ND		ug/l	2.5	0.70	1
1,4-Dichlorobenzene	ND		ug/l	2.5	0.70	1
Methyl tert butyl ether	ND		ug/l	2.5	0.17	1
p/m-Xylene	ND		ug/l	2.5	0.70	1
o-Xylene	ND		ug/l	2.5	0.70	1
cis-1,2-Dichloroethene	1.4	J	ug/l	2.5	0.70	1
Styrene	ND		ug/l	2.5	0.70	1
Dichlorodifluoromethane	ND		ug/l	5.0	1.0	1
Acetone	ND		ug/l	5.0	1.5	1
Carbon disulfide	ND		ug/l	5.0	1.0	1
2-Butanone	ND		ug/l	5.0	1.9	1
4-Methyl-2-pentanone	ND		ug/l	5.0	1.0	1
2-Hexanone	ND		ug/l	5.0	1.0	1
Bromochloromethane	ND		ug/l	2.5	0.70	1
1,2-Dibromoethane	ND		ug/l	2.0	0.65	1
1,2-Dibromo-3-chloropropane	ND		ug/l	2.5	0.70	1
Isopropylbenzene	ND		ug/l	2.5	0.70	1
1,2,3-Trichlorobenzene	ND		ug/l	2.5	0.70	1
1,2,4-Trichlorobenzene	ND		ug/l	2.5	0.70	1
Methyl Acetate	ND		ug/l	2.0	0.23	1
Cyclohexane	ND		ug/l	10	0.27	1
1,4-Dioxane	ND		ug/l	250	61.	1
Freon-113	ND		ug/l	2.5	0.70	1
Methyl cyclohexane	ND		ug/l	10	0.40	1

Surrogate	% Recovery	Qualifier	Acceptance Criteria
1,2-Dichloroethane-d4	123		70-130
Toluene-d8	99		70-130
4-Bromofluorobenzene	91		70-130
Dibromofluoromethane	103		70-130

Project Name: EDSON STREET, AMSTERDAM**Lab Number:** L2448259**Project Number:** Not Specified**Report Date:** 08/30/24**SAMPLE RESULTS**

Lab ID: L2448259-06
 Client ID: TRIP BLANK
 Sample Location: 61 EDSON STREET, AMSTERDAM, NEW YORK

Date Collected: 08/23/24 00:00
 Date Received: 08/23/24
 Field Prep: Not Specified

Sample Depth:

Matrix: Water
 Analytical Method: 1,8260D
 Analytical Date: 08/27/24 16:44
 Analyst: MAG

Parameter	Result	Qualifier	Units	RL	MDL	Dilution Factor
Volatile Organics by GC/MS - Westborough Lab						
Methylene chloride	ND		ug/l	2.5	0.70	1
1,1-Dichloroethane	ND		ug/l	2.5	0.70	1
Chloroform	ND		ug/l	2.5	0.70	1
Carbon tetrachloride	ND		ug/l	0.50	0.13	1
1,2-Dichloropropane	ND		ug/l	1.0	0.14	1
Dibromochloromethane	ND		ug/l	0.50	0.15	1
1,1,2-Trichloroethane	ND		ug/l	1.5	0.50	1
Tetrachloroethene	ND		ug/l	0.50	0.18	1
Chlorobenzene	ND		ug/l	2.5	0.70	1
Trichlorofluoromethane	ND		ug/l	2.5	0.70	1
1,2-Dichloroethane	ND		ug/l	0.50	0.13	1
1,1,1-Trichloroethane	ND		ug/l	2.5	0.70	1
Bromodichloromethane	ND		ug/l	0.50	0.19	1
trans-1,3-Dichloropropene	ND		ug/l	0.50	0.16	1
cis-1,3-Dichloropropene	ND		ug/l	0.50	0.14	1
Bromoform	ND		ug/l	2.0	0.65	1
1,1,2,2-Tetrachloroethane	ND		ug/l	0.50	0.17	1
Benzene	ND		ug/l	0.50	0.16	1
Toluene	ND		ug/l	2.5	0.70	1
Ethylbenzene	ND		ug/l	2.5	0.70	1
Chloromethane	ND		ug/l	2.5	0.70	1
Bromomethane	ND		ug/l	2.5	0.70	1
Vinyl chloride	ND		ug/l	1.0	0.07	1
Chloroethane	ND		ug/l	2.5	0.70	1
1,1-Dichloroethene	ND		ug/l	0.50	0.17	1
trans-1,2-Dichloroethene	ND		ug/l	2.5	0.70	1
Trichloroethene	ND		ug/l	0.50	0.18	1
1,2-Dichlorobenzene	ND		ug/l	2.5	0.70	1

Project Name: EDSON STREET, AMSTERDAM**Lab Number:** L2448259**Project Number:** Not Specified**Report Date:** 08/30/24**SAMPLE RESULTS**

Lab ID: L2448259-06

Date Collected: 08/23/24 00:00

Client ID: TRIP BLANK

Date Received: 08/23/24

Sample Location: 61 EDSON STREET, AMSTERDAM, NEW YORK

Field Prep: Not Specified

Sample Depth:

Parameter	Result	Qualifier	Units	RL	MDL	Dilution Factor
Volatile Organics by GC/MS - Westborough Lab						
1,3-Dichlorobenzene	ND		ug/l	2.5	0.70	1
1,4-Dichlorobenzene	ND		ug/l	2.5	0.70	1
Methyl tert butyl ether	ND		ug/l	2.5	0.17	1
p/m-Xylene	ND		ug/l	2.5	0.70	1
o-Xylene	ND		ug/l	2.5	0.70	1
cis-1,2-Dichloroethene	ND		ug/l	2.5	0.70	1
Styrene	ND		ug/l	2.5	0.70	1
Dichlorodifluoromethane	ND		ug/l	5.0	1.0	1
Acetone	ND		ug/l	5.0	1.5	1
Carbon disulfide	ND		ug/l	5.0	1.0	1
2-Butanone	ND		ug/l	5.0	1.9	1
4-Methyl-2-pentanone	ND		ug/l	5.0	1.0	1
2-Hexanone	ND		ug/l	5.0	1.0	1
Bromochloromethane	ND		ug/l	2.5	0.70	1
1,2-Dibromoethane	ND		ug/l	2.0	0.65	1
1,2-Dibromo-3-chloropropane	ND		ug/l	2.5	0.70	1
Isopropylbenzene	ND		ug/l	2.5	0.70	1
1,2,3-Trichlorobenzene	ND		ug/l	2.5	0.70	1
1,2,4-Trichlorobenzene	ND		ug/l	2.5	0.70	1
Methyl Acetate	ND		ug/l	2.0	0.23	1
Cyclohexane	ND		ug/l	10	0.27	1
1,4-Dioxane	ND		ug/l	250	61.	1
Freon-113	ND		ug/l	2.5	0.70	1
Methyl cyclohexane	ND		ug/l	10	0.40	1

Surrogate	% Recovery	Qualifier	Acceptance Criteria
1,2-Dichloroethane-d4	124		70-130
Toluene-d8	97		70-130
4-Bromofluorobenzene	90		70-130
Dibromofluoromethane	113		70-130

Project Name: EDSON STREET, AMSTERDAM

Lab Number: L2448259

Project Number: Not Specified

Report Date: 08/30/24

Method Blank Analysis Batch Quality Control

Analytical Method: 1,8260D
 Analytical Date: 08/27/24 08:47
 Analyst: PID

Parameter	Result	Qualifier	Units	RL	MDL
Volatile Organics by GC/MS - Westborough Lab for sample(s): 02-06 Batch: WG1964830-5					
Methylene chloride	ND		ug/l	2.5	0.70
1,1-Dichloroethane	ND		ug/l	2.5	0.70
Chloroform	ND		ug/l	2.5	0.70
Carbon tetrachloride	ND		ug/l	0.50	0.13
1,2-Dichloropropane	ND		ug/l	1.0	0.14
Dibromochloromethane	ND		ug/l	0.50	0.15
1,1,2-Trichloroethane	ND		ug/l	1.5	0.50
Tetrachloroethene	ND		ug/l	0.50	0.18
Chlorobenzene	ND		ug/l	2.5	0.70
Trichlorofluoromethane	ND		ug/l	2.5	0.70
1,2-Dichloroethane	ND		ug/l	0.50	0.13
1,1,1-Trichloroethane	ND		ug/l	2.5	0.70
Bromodichloromethane	ND		ug/l	0.50	0.19
trans-1,3-Dichloropropene	ND		ug/l	0.50	0.16
cis-1,3-Dichloropropene	ND		ug/l	0.50	0.14
Bromoform	ND		ug/l	2.0	0.65
1,1,2,2-Tetrachloroethane	ND		ug/l	0.50	0.17
Benzene	ND		ug/l	0.50	0.16
Toluene	ND		ug/l	2.5	0.70
Ethylbenzene	ND		ug/l	2.5	0.70
Chloromethane	ND		ug/l	2.5	0.70
Bromomethane	ND		ug/l	2.5	0.70
Vinyl chloride	ND		ug/l	1.0	0.07
Chloroethane	ND		ug/l	2.5	0.70
1,1-Dichloroethene	ND		ug/l	0.50	0.17
trans-1,2-Dichloroethene	ND		ug/l	2.5	0.70
Trichloroethene	ND		ug/l	0.50	0.18
1,2-Dichlorobenzene	ND		ug/l	2.5	0.70
1,3-Dichlorobenzene	ND		ug/l	2.5	0.70

Project Name: EDSON STREET, AMSTERDAM

Lab Number: L2448259

Project Number: Not Specified

Report Date: 08/30/24

Method Blank Analysis Batch Quality Control

Analytical Method: 1,8260D
 Analytical Date: 08/27/24 08:47
 Analyst: PID

Parameter	Result	Qualifier	Units	RL	MDL
Volatile Organics by GC/MS - Westborough Lab for sample(s): 02-06 Batch: WG1964830-5					
1,4-Dichlorobenzene	ND		ug/l	2.5	0.70
Methyl tert butyl ether	ND		ug/l	2.5	0.17
p/m-Xylene	ND		ug/l	2.5	0.70
o-Xylene	ND		ug/l	2.5	0.70
cis-1,2-Dichloroethene	ND		ug/l	2.5	0.70
Styrene	ND		ug/l	2.5	0.70
Dichlorodifluoromethane	ND		ug/l	5.0	1.0
Acetone	ND		ug/l	5.0	1.5
Carbon disulfide	ND		ug/l	5.0	1.0
2-Butanone	ND		ug/l	5.0	1.9
4-Methyl-2-pentanone	ND		ug/l	5.0	1.0
2-Hexanone	ND		ug/l	5.0	1.0
Bromochloromethane	ND		ug/l	2.5	0.70
1,2-Dibromoethane	ND		ug/l	2.0	0.65
1,2-Dibromo-3-chloropropane	ND		ug/l	2.5	0.70
Isopropylbenzene	ND		ug/l	2.5	0.70
1,2,3-Trichlorobenzene	ND		ug/l	2.5	0.70
1,2,4-Trichlorobenzene	ND		ug/l	2.5	0.70
Methyl Acetate	ND		ug/l	2.0	0.23
Cyclohexane	ND		ug/l	10	0.27
1,4-Dioxane	ND		ug/l	250	61.
Freon-113	ND		ug/l	2.5	0.70
Methyl cyclohexane	ND		ug/l	10	0.40

Project Name: EDSON STREET, AMSTERDAM**Lab Number:** L2448259**Project Number:** Not Specified**Report Date:** 08/30/24

Method Blank Analysis
Batch Quality Control

Analytical Method: 1,8260D
 Analytical Date: 08/27/24 08:47
 Analyst: PID

Parameter	Result	Qualifier	Units	RL	MDL
Volatile Organics by GC/MS - Westborough Lab for sample(s): 02-06 Batch: WG1964830-5					

Surrogate	%Recovery	Qualifier	Acceptance Criteria
1,2-Dichloroethane-d4	114		70-130
Toluene-d8	99		70-130
4-Bromofluorobenzene	94		70-130
Dibromofluoromethane	102		70-130

Project Name: EDSON STREET, AMSTERDAM

Lab Number: L2448259

Project Number: Not Specified

Report Date: 08/30/24

Method Blank Analysis Batch Quality Control

Analytical Method: 1,8260D
 Analytical Date: 08/28/24 07:58
 Analyst: PID

Parameter	Result	Qualifier	Units	RL	MDL
Volatile Organics by GC/MS - Westborough Lab for sample(s): 01 Batch: WG1965237-5					
Methylene chloride	ND		ug/l	2.5	0.70
1,1-Dichloroethane	ND		ug/l	2.5	0.70
Chloroform	ND		ug/l	2.5	0.70
Carbon tetrachloride	ND		ug/l	0.50	0.13
1,2-Dichloropropane	ND		ug/l	1.0	0.14
Dibromochloromethane	ND		ug/l	0.50	0.15
1,1,2-Trichloroethane	ND		ug/l	1.5	0.50
Tetrachloroethene	ND		ug/l	0.50	0.18
Chlorobenzene	ND		ug/l	2.5	0.70
Trichlorofluoromethane	ND		ug/l	2.5	0.70
1,2-Dichloroethane	ND		ug/l	0.50	0.13
1,1,1-Trichloroethane	ND		ug/l	2.5	0.70
Bromodichloromethane	ND		ug/l	0.50	0.19
trans-1,3-Dichloropropene	ND		ug/l	0.50	0.16
cis-1,3-Dichloropropene	ND		ug/l	0.50	0.14
Bromoform	ND		ug/l	2.0	0.65
1,1,2,2-Tetrachloroethane	ND		ug/l	0.50	0.17
Benzene	ND		ug/l	0.50	0.16
Toluene	ND		ug/l	2.5	0.70
Ethylbenzene	ND		ug/l	2.5	0.70
Chloromethane	ND		ug/l	2.5	0.70
Bromomethane	ND		ug/l	2.5	0.70
Vinyl chloride	ND		ug/l	1.0	0.07
Chloroethane	ND		ug/l	2.5	0.70
1,1-Dichloroethene	ND		ug/l	0.50	0.17
trans-1,2-Dichloroethene	ND		ug/l	2.5	0.70
Trichloroethene	ND		ug/l	0.50	0.18
1,2-Dichlorobenzene	ND		ug/l	2.5	0.70
1,3-Dichlorobenzene	ND		ug/l	2.5	0.70

Project Name: EDSON STREET, AMSTERDAM

Lab Number: L2448259

Project Number: Not Specified

Report Date: 08/30/24

Method Blank Analysis Batch Quality Control

Analytical Method: 1,8260D
 Analytical Date: 08/28/24 07:58
 Analyst: PID

Parameter	Result	Qualifier	Units	RL	MDL
Volatile Organics by GC/MS - Westborough Lab for sample(s): 01 Batch: WG1965237-5					
1,4-Dichlorobenzene	ND		ug/l	2.5	0.70
Methyl tert butyl ether	ND		ug/l	2.5	0.17
p/m-Xylene	ND		ug/l	2.5	0.70
o-Xylene	ND		ug/l	2.5	0.70
cis-1,2-Dichloroethene	ND		ug/l	2.5	0.70
Styrene	ND		ug/l	2.5	0.70
Dichlorodifluoromethane	ND		ug/l	5.0	1.0
Acetone	ND		ug/l	5.0	1.5
Carbon disulfide	ND		ug/l	5.0	1.0
2-Butanone	ND		ug/l	5.0	1.9
4-Methyl-2-pentanone	ND		ug/l	5.0	1.0
2-Hexanone	ND		ug/l	5.0	1.0
Bromochloromethane	ND		ug/l	2.5	0.70
1,2-Dibromoethane	ND		ug/l	2.0	0.65
1,2-Dibromo-3-chloropropane	ND		ug/l	2.5	0.70
Isopropylbenzene	ND		ug/l	2.5	0.70
1,2,3-Trichlorobenzene	ND		ug/l	2.5	0.70
1,2,4-Trichlorobenzene	ND		ug/l	2.5	0.70
Methyl Acetate	ND		ug/l	2.0	0.23
Cyclohexane	ND		ug/l	10	0.27
1,4-Dioxane	ND		ug/l	250	61.
Freon-113	ND		ug/l	2.5	0.70
Methyl cyclohexane	ND		ug/l	10	0.40

Project Name: EDSON STREET, AMSTERDAM**Lab Number:** L2448259**Project Number:** Not Specified**Report Date:** 08/30/24

Method Blank Analysis
Batch Quality Control

Analytical Method: 1,8260D
 Analytical Date: 08/28/24 07:58
 Analyst: PID

Parameter	Result	Qualifier	Units	RL	MDL
Volatile Organics by GC/MS - Westborough Lab for sample(s): 01 Batch: WG1965237-5					

Surrogate	%Recovery	Qualifier	Acceptance Criteria
1,2-Dichloroethane-d4	102		70-130
Toluene-d8	106		70-130
4-Bromofluorobenzene	105		70-130
Dibromofluoromethane	95		70-130

Lab Control Sample Analysis

Batch Quality Control

Project Name: EDSON STREET, AMSTERDAM

Lab Number: L2448259

Project Number: Not Specified

Report Date: 08/30/24

Parameter	LCS		LCSD		%Recovery		RPD	RPD	
	%Recovery	Qual	%Recovery	Qual	Limits	Qual		Limits	
Volatile Organics by GC/MS - Westborough Lab Associated sample(s): 02-06 Batch: WG1964830-3 WG1964830-4									
Methylene chloride	96		100		70-130		4		20
1,1-Dichloroethane	110		110		70-130		0		20
Chloroform	100		100		70-130		0		20
Carbon tetrachloride	100		98		63-132		2		20
1,2-Dichloropropane	110		110		70-130		0		20
Dibromochloromethane	91		98		63-130		7		20
1,1,2-Trichloroethane	96		100		70-130		4		20
Tetrachloroethene	99		100		70-130		1		20
Chlorobenzene	98		100		75-130		2		20
Trichlorofluoromethane	110		97		62-150		13		20
1,2-Dichloroethane	120		120		70-130		0		20
1,1,1-Trichloroethane	98		100		67-130		2		20
Bromodichloromethane	100		100		67-130		0		20
trans-1,3-Dichloropropene	99		110		70-130		11		20
cis-1,3-Dichloropropene	96		100		70-130		4		20
Bromoform	82		98		54-136		18		20
1,1,2,2-Tetrachloroethane	94		110		67-130		16		20
Benzene	100		110		70-130		10		20
Toluene	100		100		70-130		0		20
Ethylbenzene	100		100		70-130		0		20
Chloromethane	110		100		64-130		10		20
Bromomethane	64		66		39-139		3		20
Vinyl chloride	120		100		55-140		18		20

Lab Control Sample Analysis

Batch Quality Control

Project Name: EDSON STREET, AMSTERDAM

Lab Number: L2448259

Project Number: Not Specified

Report Date: 08/30/24

Parameter	LCS		LCSD		%Recovery Limits	RPD	Qual	RPD Limits
	%Recovery	Qual	%Recovery	Qual				
Volatile Organics by GC/MS - Westborough Lab Associated sample(s): 02-06 Batch: WG1964830-3 WG1964830-4								
Chloroethane	120		130		55-138	8		20
1,1-Dichloroethene	100		94		61-145	6		20
trans-1,2-Dichloroethene	100		100		70-130	0		20
Trichloroethene	97		96		70-130	1		20
1,2-Dichlorobenzene	94		100		70-130	6		20
1,3-Dichlorobenzene	94		100		70-130	6		20
1,4-Dichlorobenzene	95		100		70-130	5		20
Methyl tert butyl ether	90		100		63-130	11		20
p/m-Xylene	100		105		70-130	5		20
o-Xylene	100		100		70-130	0		20
cis-1,2-Dichloroethene	99		100		70-130	1		20
Styrene	100		100		70-130	0		20
Dichlorodifluoromethane	90		80		36-147	12		20
Acetone	94		100		58-148	6		20
Carbon disulfide	110		100		51-130	10		20
2-Butanone	120		130		63-138	8		20
4-Methyl-2-pentanone	96		100		59-130	4		20
2-Hexanone	89		120		57-130	30	Q	20
Bromochloromethane	96		100		70-130	4		20
1,2-Dibromoethane	89		96		70-130	8		20
1,2-Dibromo-3-chloropropane	74		86		41-144	15		20
Isopropylbenzene	93		98		70-130	5		20
1,2,3-Trichlorobenzene	81		91		70-130	12		20

Lab Control Sample Analysis

Batch Quality Control

Project Name: EDSON STREET, AMSTERDAM

Project Number: Not Specified

Lab Number: L2448259

Report Date: 08/30/24

Parameter	LCS		LCSD		%Recovery Limits	RPD	Qual	RPD Limits
	%Recovery	Qual	%Recovery	Qual				
Volatile Organics by GC/MS - Westborough Lab Associated sample(s): 02-06 Batch: WG1964830-3 WG1964830-4								
1,2,4-Trichlorobenzene	84		97		70-130	14		20
Methyl Acetate	97		120		70-130	21	Q	20
Cyclohexane	120		110		70-130	9		20
1,4-Dioxane	78		92		56-162	16		20
Freon-113	99		91		70-130	8		20
Methyl cyclohexane	100		90		70-130	11		20

Surrogate	LCS		LCSD		Acceptance Criteria
	%Recovery	Qual	%Recovery	Qual	
1,2-Dichloroethane-d4	117		109		70-130
Toluene-d8	101		98		70-130
4-Bromofluorobenzene	91		91		70-130
Dibromofluoromethane	102		96		70-130

Lab Control Sample Analysis

Batch Quality Control

Project Name: EDSON STREET, AMSTERDAM

Lab Number: L2448259

Project Number: Not Specified

Report Date: 08/30/24

Parameter	LCS		LCSD		%Recovery Limits	RPD	Qual	RPD Limits
	%Recovery	Qual	%Recovery	Qual				
Volatile Organics by GC/MS - Westborough Lab Associated sample(s): 01 Batch: WG1965237-3 WG1965237-4								
Methylene chloride	91		87		70-130	4		20
1,1-Dichloroethane	97		91		70-130	6		20
Chloroform	92		87		70-130	6		20
Carbon tetrachloride	70		67		63-132	4		20
1,2-Dichloropropane	91		88		70-130	3		20
Dibromochloromethane	85		82		63-130	4		20
1,1,2-Trichloroethane	100		98		70-130	2		20
Tetrachloroethene	84		76		70-130	10		20
Chlorobenzene	90		85		75-130	6		20
Trichlorofluoromethane	95		90		62-150	5		20
1,2-Dichloroethane	86		85		70-130	1		20
1,1,1-Trichloroethane	72		69		67-130	4		20
Bromodichloromethane	78		76		67-130	3		20
trans-1,3-Dichloropropene	88		85		70-130	3		20
cis-1,3-Dichloropropene	81		78		70-130	4		20
Bromoform	86		66		54-136	26	Q	20
1,1,2,2-Tetrachloroethane	110		100		67-130	10		20
Benzene	90		87		70-130	3		20
Toluene	96		90		70-130	6		20
Ethylbenzene	92		89		70-130	3		20
Chloromethane	87		80		64-130	8		20
Bromomethane	96		92		39-139	4		20
Vinyl chloride	100		96		55-140	4		20

Lab Control Sample Analysis

Batch Quality Control

Project Name: EDSON STREET, AMSTERDAM

Lab Number: L2448259

Project Number: Not Specified

Report Date: 08/30/24

Parameter	LCS		LCSD		%Recovery Limits	RPD	Qual	RPD Limits
	%Recovery	Qual	%Recovery	Qual				
Volatile Organics by GC/MS - Westborough Lab Associated sample(s): 01 Batch: WG1965237-3 WG1965237-4								
Chloroethane	100		99		55-138	1		20
1,1-Dichloroethene	85		82		61-145	4		20
trans-1,2-Dichloroethene	86		82		70-130	5		20
Trichloroethene	80		76		70-130	5		20
1,2-Dichlorobenzene	89		84		70-130	6		20
1,3-Dichlorobenzene	90		85		70-130	6		20
1,4-Dichlorobenzene	91		85		70-130	7		20
Methyl tert butyl ether	73		72		63-130	1		20
p/m-Xylene	90		80		70-130	12		20
o-Xylene	90		80		70-130	12		20
cis-1,2-Dichloroethene	86		84		70-130	2		20
Styrene	95		85		70-130	11		20
Dichlorodifluoromethane	87		80		36-147	8		20
Acetone	110		99		58-148	11		20
Carbon disulfide	90		84		51-130	7		20
2-Butanone	79		94		63-138	17		20
4-Methyl-2-pentanone	90		90		59-130	0		20
2-Hexanone	94		83		57-130	12		20
Bromochloromethane	81		79		70-130	3		20
1,2-Dibromoethane	88		84		70-130	5		20
1,2-Dibromo-3-chloropropane	91		52		41-144	55	Q	20
Isopropylbenzene	92		87		70-130	6		20
1,2,3-Trichlorobenzene	83		77		70-130	8		20

Lab Control Sample Analysis

Batch Quality Control

Project Name: EDSON STREET, AMSTERDAM

Project Number: Not Specified

Lab Number: L2448259

Report Date: 08/30/24

Parameter	LCS %Recovery	Qual	LCSD %Recovery	Qual	%Recovery Limits	RPD	Qual	RPD Limits
Volatile Organics by GC/MS - Westborough Lab Associated sample(s): 01 Batch: WG1965237-3 WG1965237-4								
1,2,4-Trichlorobenzene	82		76		70-130	8		20
Methyl Acetate	94		92		70-130	2		20
Cyclohexane	80		75		70-130	6		20
1,4-Dioxane	88		82		56-162	7		20
Freon-113	73		71		70-130	3		20
Methyl cyclohexane	84		76		70-130	10		20

Surrogate	LCS %Recovery	Qual	LCSD %Recovery	Qual	Acceptance Criteria
1,2-Dichloroethane-d4	105		105		70-130
Toluene-d8	106		106		70-130
4-Bromofluorobenzene	101		97		70-130
Dibromofluoromethane	97		98		70-130

METALS

Project Name: EDSON STREET, AMSTERDAM

Lab Number: L2448259

Project Number: Not Specified

Report Date: 08/30/24

SAMPLE RESULTS

Lab ID: L2448259-01

Date Collected: 08/23/24 10:15

Client ID: MW-4R

Date Received: 08/23/24

Sample Location: 61 EDSON STREET, AMSTERDAM, NEW YORK

Field Prep: Not Specified

Sample Depth:

Matrix: Water

Parameter	Result	Qualifier	Units	RL	MDL	Dilution Factor	Date Prepared	Date Analyzed	Prep Method	Analytical Method	Analyst
Total Metals - Mansfield Lab											
Chromium, Total	0.0078	J	mg/l	0.0100	0.0021	1	08/29/24 09:36	08/29/24 20:23	EPA 3005A	19,200.7	DHL



Project Name: EDSON STREET, AMSTERDAM

Lab Number: L2448259

Project Number: Not Specified

Report Date: 08/30/24

SAMPLE RESULTS

Lab ID: L2448259-02

Date Collected: 08/23/24 10:50

Client ID: MW-4

Date Received: 08/23/24

Sample Location: 61 EDSON STREET, AMSTERDAM, NEW YORK

Field Prep: Not Specified

Sample Depth:

Matrix: Water

Parameter	Result	Qualifier	Units	RL	MDL	Dilution Factor	Date Prepared	Date Analyzed	Prep Method	Analytical Method	Analyst
Total Metals - Mansfield Lab											
Chromium, Total	ND		mg/l	0.0100	0.0021	1	08/29/24 09:36	08/29/24 20:29	EPA 3005A	19,200.7	DHL



Project Name: EDSON STREET, AMSTERDAM

Lab Number: L2448259

Project Number: Not Specified

Report Date: 08/30/24

SAMPLE RESULTS

Lab ID: L2448259-03

Date Collected: 08/23/24 11:25

Client ID: MW-1R

Date Received: 08/23/24

Sample Location: 61 EDSON STREET, AMSTERDAM, NEW YORK

Field Prep: Not Specified

Sample Depth:

Matrix: Water

Parameter	Result	Qualifier	Units	RL	MDL	Dilution Factor	Date Prepared	Date Analyzed	Prep Method	Analytical Method	Analyst
Total Metals - Mansfield Lab											
Chromium, Total	0.229		mg/l	0.0100	0.0021	1	08/29/24 09:36	08/29/24 20:35	EPA 3005A	19,200.7	DHL



Project Name: EDSON STREET, AMSTERDAM

Lab Number: L2448259

Project Number: Not Specified

Report Date: 08/30/24

Method Blank Analysis Batch Quality Control

Parameter	Result Qualifier	Units	RL	MDL	Dilution Factor	Date Prepared	Date Analyzed	Analytical Method	Analyst
Total Metals - Mansfield Lab for sample(s): 01-03 Batch: WG1965359-1									
Chromium, Total	ND	mg/l	0.0100	0.0021	1	08/29/24 09:36	08/29/24 14:46	19,200.7	DHL

Prep Information

Digestion Method: EPA 3005A



Lab Control Sample Analysis Batch Quality Control

Project Name: EDSON STREET, AMSTERDAM

Lab Number: L2448259

Project Number: Not Specified

Report Date: 08/30/24

Parameter	LCS %Recovery	Qual	LCSD %Recovery	Qual	%Recovery Limits	RPD	Qual	RPD Limits
Total Metals - Mansfield Lab Associated sample(s): 01-03 Batch: WG1965359-2								
Chromium, Total	107		-		85-115	-		

Matrix Spike Analysis
Batch Quality Control

Project Name: EDSON STREET, AMSTERDAM

Lab Number: L2448259

Project Number: Not Specified

Report Date: 08/30/24

Parameter	Native Sample	MS Added	MS Found	MS %Recovery	Qual	MSD Found	MSD %Recovery	Qual	Recovery Limits	RPD	Qual	RPD Limits
Total Metals - Mansfield Lab Associated sample(s): 01-03			QC Batch ID: WG1965359-3			QC Sample: L2448423-01			Client ID: MS Sample			
Chromium, Total	ND	0.2	0.218	109		-	-		75-125	-		20
Total Metals - Mansfield Lab Associated sample(s): 01-03			QC Batch ID: WG1965359-7			QC Sample: L2448424-02			Client ID: MS Sample			
Chromium, Total	ND	0.2	0.206	103		-	-		75-125	-		20

Project Name: EDSON STREET, AMSTERDAM**Lab Number:** L2448259**Project Number:** Not Specified**Report Date:** 08/30/24**Sample Receipt and Container Information**

Were project specific reporting limits specified?

YES

Cooler Information

Cooler	Custody Seal
A	Absent

Container Information

Container ID	Container Type	Cooler	Initial pH	Final pH	Temp deg C	Pres	Seal	Frozen Date/Time	Analysis(*)
L2448259-01A	Vial HCl preserved	A	NA		2.8	Y	Absent		NYTCL-8260-R2(14)
L2448259-01B	Vial HCl preserved	A	NA		2.8	Y	Absent		NYTCL-8260-R2(14)
L2448259-01C	Vial HCl preserved	A	NA		2.8	Y	Absent		NYTCL-8260-R2(14)
L2448259-01D	Plastic 250ml HNO3 preserved	A	<2	<2	2.8	Y	Absent		CR-UI(180)
L2448259-02A	Vial HCl preserved	A	NA		2.8	Y	Absent		NYTCL-8260-R2(14)
L2448259-02B	Vial HCl preserved	A	NA		2.8	Y	Absent		NYTCL-8260-R2(14)
L2448259-02C	Vial HCl preserved	A	NA		2.8	Y	Absent		NYTCL-8260-R2(14)
L2448259-02D	Plastic 250ml HNO3 preserved	A	<2	<2	2.8	Y	Absent		CR-UI(180)
L2448259-03A	Vial HCl preserved	A	NA		2.8	Y	Absent		NYTCL-8260-R2(14)
L2448259-03B	Vial HCl preserved	A	NA		2.8	Y	Absent		NYTCL-8260-R2(14)
L2448259-03C	Vial HCl preserved	A	NA		2.8	Y	Absent		NYTCL-8260-R2(14)
L2448259-03D	Plastic 250ml HNO3 preserved	A	<2	<2	2.8	Y	Absent		CR-UI(180)
L2448259-04A	Vial HCl preserved	A	NA		2.8	Y	Absent		NYTCL-8260-R2(14)
L2448259-04B	Vial HCl preserved	A	NA		2.8	Y	Absent		NYTCL-8260-R2(14)
L2448259-04C	Vial HCl preserved	A	NA		2.8	Y	Absent		NYTCL-8260-R2(14)
L2448259-05A	Vial HCl preserved	A	NA		2.8	Y	Absent		NYTCL-8260-R2(14)
L2448259-05B	Vial HCl preserved	A	NA		2.8	Y	Absent		NYTCL-8260-R2(14)
L2448259-05C	Vial HCl preserved	A	NA		2.8	Y	Absent		NYTCL-8260-R2(14)
L2448259-06A	Vial HCl preserved	A	NA		2.8	Y	Absent		NYTCL-8260-R2(14)
L2448259-06B	Vial HCl preserved	A	NA		2.8	Y	Absent		NYTCL-8260-R2(14)

Project Name: EDSON STREET, AMSTERDAM
Project Number: Not Specified

Lab Number: L2448259
Report Date: 08/30/24

GLOSSARY

Acronyms

DL	- Detection Limit: This value represents the level to which target analyte concentrations are reported as estimated values, when those target analyte concentrations are quantified below the limit of quantitation (LOQ). The DL includes any adjustments from dilutions, concentrations or moisture content, where applicable. (DoD report formats only.)
EDL	- Estimated Detection Limit: This value represents the level to which target analyte concentrations are reported as estimated values, when those target analyte concentrations are quantified below the reporting limit (RL). The EDL includes any adjustments from dilutions, concentrations or moisture content, where applicable. The use of EDLs is specific to the analysis of PAHs using Solid-Phase Microextraction (SPME).
EMPC	- Estimated Maximum Possible Concentration: The concentration that results from the signal present at the retention time of an analyte when the ions meet all of the identification criteria except the ion abundance ratio criteria. An EMPC is a worst-case estimate of the concentration.
EPA	- Environmental Protection Agency.
LCS	- Laboratory Control Sample: A sample matrix, free from the analytes of interest, spiked with verified known amounts of analytes or a material containing known and verified amounts of analytes.
LCSD	- Laboratory Control Sample Duplicate: Refer to LCS.
LFB	- Laboratory Fortified Blank: A sample matrix, free from the analytes of interest, spiked with verified known amounts of analytes or a material containing known and verified amounts of analytes.
LOD	- Limit of Detection: This value represents the level to which a target analyte can reliably be detected for a specific analyte in a specific matrix by a specific method. The LOD includes any adjustments from dilutions, concentrations or moisture content, where applicable. (DoD report formats only.)
LOQ	- Limit of Quantitation: The value at which an instrument can accurately measure an analyte at a specific concentration. The LOQ includes any adjustments from dilutions, concentrations or moisture content, where applicable. (DoD report formats only.) Limit of Quantitation: The value at which an instrument can accurately measure an analyte at a specific concentration. The LOQ includes any adjustments from dilutions, concentrations or moisture content, where applicable. (DoD report formats only.)
MDL	- Method Detection Limit: This value represents the level to which target analyte concentrations are reported as estimated values, when those target analyte concentrations are quantified below the reporting limit (RL). The MDL includes any adjustments from dilutions, concentrations or moisture content, where applicable.
MS	- Matrix Spike Sample: A sample prepared by adding a known mass of target analyte to a specified amount of matrix sample for which an independent estimate of target analyte concentration is available. For Method 332.0, the spike recovery is calculated using the native concentration, including estimated values.
MSD	- Matrix Spike Sample Duplicate: Refer to MS.
NA	- Not Applicable.
NC	- Not Calculated: Term is utilized when one or more of the results utilized in the calculation are non-detect at the parameter's reporting unit.
NDPA/DPA	- N-Nitrosodiphenylamine/Diphenylamine.
NI	- Not Ignitable.
NP	- Non-Plastic: Term is utilized for the analysis of Atterberg Limits in soil.
NR	- No Results: Term is utilized when 'No Target Compounds Requested' is reported for the analysis of Volatile or Semivolatile Organic TIC only requests.
RL	- Reporting Limit: The value at which an instrument can accurately measure an analyte at a specific concentration. The RL includes any adjustments from dilutions, concentrations or moisture content, where applicable.
RPD	- Relative Percent Difference: The results from matrix and/or matrix spike duplicates are primarily designed to assess the precision of analytical results in a given matrix and are expressed as relative percent difference (RPD). Values which are less than five times the reporting limit for any individual parameter are evaluated by utilizing the absolute difference between the values; although the RPD value will be provided in the report.
SRM	- Standard Reference Material: A reference sample of a known or certified value that is of the same or similar matrix as the associated field samples.
STLP	- Semi-dynamic Tank Leaching Procedure per EPA Method 1315.
TEF	- Toxic Equivalency Factors: The values assigned to each dioxin and furan to evaluate their toxicity relative to 2,3,7,8-TCDD.
TEQ	- Toxic Equivalent: The measure of a sample's toxicity derived by multiplying each dioxin and furan by its corresponding TEF and then summing the resulting values.
TIC	- Tentatively Identified Compound: A compound that has been identified to be present and is not part of the target compound list (TCL) for the method and/or program. All TICs are qualitatively identified and reported as estimated concentrations.

Report Format: DU Report with 'J' Qualifiers



Project Name: EDSON STREET, AMSTERDAM
Project Number: Not Specified

Lab Number: L2448259
Report Date: 08/30/24

Footnotes

- 1 - The reference for this analyte should be considered modified since this analyte is absent from the target analyte list of the original method.

Terms

Analytical Method: Both the document from which the method originates and the analytical reference method. (Example: EPA 8260B is shown as 1,8260B.) The codes for the reference method documents are provided in the References section of the Addendum.

Chlordane: The target compound Chlordane (CAS No. 57-74-9) is reported for GC ECD analyses. Per EPA, this compound "refers to a mixture of chlordane isomers, other chlorinated hydrocarbons and numerous other components." (Reference: USEPA Toxicological Review of Chlordane, In Support of Summary Information on the Integrated Risk Information System (IRIS), December 1997.)

Difference: With respect to Total Oxidizable Precursor (TOP) Assay analysis, the difference is defined as the Post-Treatment value minus the Pre-Treatment value.

Final pH: As it pertains to Sample Receipt & Container Information section of the report, Final pH reflects pH of container determined after adjustment at the laboratory, if applicable. If no adjustment required, value reflects Initial pH.

Frozen Date/Time: With respect to Volatile Organics in soil, Frozen Date/Time reflects the date/time at which associated Reagent Water-preserved vials were initially frozen. Note: If frozen date/time is beyond 48 hours from sample collection, value will be reflected in 'bold'.

Gasoline Range Organics (GRO): Gasoline Range Organics (GRO) results include all chromatographic peaks eluting from Methyl tert butyl ether through Naphthalene, with the exception of GRO analysis in support of State of Ohio programs, which includes all chromatographic peaks eluting from Hexane through Dodecane.

Initial pH: As it pertains to Sample Receipt & Container Information section of the report, Initial pH reflects pH of container determined upon receipt, if applicable.

PAH Total: With respect to Alkylated PAH analyses, the 'PAHs, Total' result is defined as the summation of results for all or a subset of the following compounds: Naphthalene, C1-C4 Naphthalenes, 2-Methylnaphthalene, 1-Methylnaphthalene, Biphenyl, Acenaphthylene, Acenaphthene, Fluorene, C1-C3 Fluorenes, Phenanthrene, C1-C4 Phenanthrenes/Anthracenes, Anthracene, Fluoranthene, Pyrene, C1-C4 Fluoranthenes/Pyrenes, Benz(a)anthracene, Chrysene, C1-C4 Chrysenes, Benzo(b)fluoranthene, Benzo(j)+(k)fluoranthene, Benzo(e)pyrene, Benzo(a)pyrene, Perylene, Indeno(1,2,3-cd)pyrene, Dibenz(ah)+(ac)anthracene, Benzo(g,h,i)perylene. If a 'Total' result is requested, the results of its individual components will also be reported.

PFAS Total: With respect to PFAS analyses, the 'PFAS, Total (5)' result is defined as the summation of results for: PFHpA, PFHxS, PFOA, PFNA and PFOS. In addition, the 'PFAS, Total (6)' result is defined as the summation of results for: PFHpA, PFHxS, PFOA, PFNA, PFDA and PFOS. For MassDEP DW compliance analysis only, the 'PFAS, Total (6)' result is defined as the summation of results at or above the RL. Note: If a 'Total' result is requested, the results of its individual components will also be reported.

Total: With respect to Organic analyses, a 'Total' result is defined as the summation of results for individual isomers or Aroclors. If a 'Total' result is requested, the results of its individual components will also be reported. This is applicable to 'Total' results for methods 8260, 8081 and 8082.

Data Qualifiers

- A** - Spectra identified as "Aldol Condensates" are byproducts of the extraction/concentration procedures when acetone is introduced in the process.
- B** - The analyte was detected above the reporting limit in the associated method blank. Flag only applies to associated field samples that have detectable concentrations of the analyte at less than ten times (10x) the concentration found in the blank. For MCP-related projects, flag only applies to associated field samples that have detectable concentrations of the analyte at less than ten times (10x) the concentration found in the blank. For DOD-related projects, flag only applies to associated field samples that have detectable concentrations of the analyte at less than ten times (10x) the concentration found in the blank AND the analyte was detected above one-half the reporting limit (or above the reporting limit for common lab contaminants) in the associated method blank. For NJ-Air-related projects, flag only applies to associated field samples that have detectable concentrations of the analyte above the reporting limit. For NJ-related projects (excluding Air), flag only applies to associated field samples that have detectable concentrations of the analyte, which was detected above the reporting limit in the associated method blank or above five times the reporting limit for common lab contaminants (Phthalates, Acetone, Methylene Chloride, 2-Butanone).
- C** - Co-elution: The target analyte co-elutes with a known lab standard (i.e. surrogate, internal standards, etc.) for co-extracted analyses.
- D** - Concentration of analyte was quantified from diluted analysis. Flag only applies to field samples that have detectable concentrations of the analyte.
- E** - Concentration of analyte exceeds the range of the calibration curve and/or linear range of the instrument.
- F** - The ratio of quantifier ion response to qualifier ion response falls outside of the laboratory criteria. Results are considered to be an estimated maximum concentration.
- G** - The concentration may be biased high due to matrix interferences (i.e. co-elution) with non-target compound(s). The result should be considered estimated.
- H** - The analysis of pH was performed beyond the regulatory-required holding time of 15 minutes from the time of sample collection.
- I** - The lower value for the two columns has been reported due to obvious interference.
- J** - Estimated value. The Target analyte concentration is below the quantitation limit (RL), but above the Method Detection Limit (MDL) or Estimated Detection Limit (EDL) for SPME-related analyses. This represents an estimated concentration for Tentatively

Report Format: DU Report with 'J' Qualifiers



Project Name: EDSON STREET, AMSTERDAM
Project Number: Not Specified

Lab Number: L2448259
Report Date: 08/30/24

Data Qualifiers

Identified Compounds (TICs). For calculated parameters, this represents that one or more values used in the calculation were estimated.

- M** - Reporting Limit (RL) exceeds the MCP CAM Reporting Limit for this analyte.
- ND** - Not detected at the method detection limit (MDL) for the sample, or estimated detection limit (EDL) for SPME-related analyses.
- NJ** - Presumptive evidence of compound. This represents an estimated concentration for Tentatively Identified Compounds (TICs), where the identification is based on a mass spectral library search.
- P** - The RPD between the results for the two columns exceeds the method-specified criteria.
- Q** - The quality control sample exceeds the associated acceptance criteria. For DOD-related projects, LCS and/or Continuing Calibration Standard exceedences are also qualified on all associated sample results. Note: This flag is not applicable for matrix spike recoveries when the sample concentration is greater than 4x the spike added or for batch duplicate RPD when the sample concentrations are less than 5x the RL. (Metals only.)
- R** - Analytical results are from sample re-analysis.
- RE** - Analytical results are from sample re-extraction.
- S** - Analytical results are from modified screening analysis.
- V** - The surrogate associated with this target analyte has a recovery outside the QC acceptance limits. (Applicable to MassDEP DW Compliance samples only.)
- Z** - The batch matrix spike and/or duplicate associated with this target analyte has a recovery/RPD outside the QC acceptance limits. (Applicable to MassDEP DW Compliance samples only.)

Project Name: EDSON STREET, AMSTERDAM
Project Number: Not Specified

Lab Number: L2448259
Report Date: 08/30/24

REFERENCES

- 1 Test Methods for Evaluating Solid Waste: Physical/Chemical Methods. EPA SW-846. Third Edition. Updates I - VI, 2018.
- 19 Inductively Coupled Plasma Atomic Emission Spectrometric Method for Trace Element Analysis of Water and Wastes. Appendix C, Part 136, 40 CFR (Code of Federal Regulations). July 1, 1999 edition.

LIMITATION OF LIABILITIES

Alpha Analytical performs services with reasonable care and diligence normal to the analytical testing laboratory industry. In the event of an error, the sole and exclusive responsibility of Alpha Analytical shall be to re-perform the work at it's own expense. In no event shall Alpha Analytical be held liable for any incidental, consequential or special damages, including but not limited to, damages in any way connected with the use of, interpretation of, information or analysis provided by Alpha Analytical.

We strongly urge our clients to comply with EPA protocol regarding sample volume, preservation, cooling, containers, sampling procedures, holding time and splitting of samples in the field.



Certification Information

The following analytes are not included in our Primary NELAP Scope of Accreditation:

Westborough Facility

EPA 624.1: m/p-xylene, o-xylene, Naphthalene

EPA 625.1: alpha-Terpineol

EPA 8260D: NPW: 1,2,4,5-Tetramethylbenzene; 4-Ethyltoluene; SCM: Iodomethane (methyl iodide), 1,2,4,5-Tetramethylbenzene; 4-Ethyltoluene.

EPA 8270E: NPW: Dimethylnaphthalene,1,4-Diphenylhydrazine, alpha-Terpineol, Azobenzene; SCM: Dimethylnaphthalene,1,4-Diphenylhydrazine.

SM4500: NPW: Amenable Cyanide; SCM: Total Phosphorus, TKN, NO₂, NO₃.

Mansfield Facility

SM 2540D: TSS.

EPA TO-15: Halothane, 2,4,4-Trimethyl-2-pentene, 2,4,4-Trimethyl-1-pentene, Thiophene, 2-Methylthiophene,

3-Methylthiophene, 2-Ethylthiophene, 1,2,3-Trimethylbenzene, Indan, Indene, 1,2,4,5-Tetramethylbenzene, Benzothiophene, 1-Methylnaphthalene.

Nonpotable Water: EPA RSK-175 Dissolved Gases

Biological Tissue Matrix: EPA 3050B

The following analytes are included in our Massachusetts DEP Scope of Accreditation

Westborough Facility:

Drinking Water

EPA 300.0: Chloride, Nitrate-N, Fluoride, Sulfate; **EPA 353.2:** Nitrate-N, Nitrite-N; **SM4500NO3-F:** Nitrate-N, Nitrite-N; **SM4500F-C, SM4500CN-CE,**

EPA 180.1, SM2130B, SM4500Cl-D, SM2320B, SM2540C, SM4500H-B, SM4500NO2-B

EPA 524.2: THMs and VOCs; **EPA 504.1:** EDB, DBCP.

Microbiology: SM9215B; SM9223-P/A, SM9223B-Colilert-QT, SM9222D.

Non-Potable Water

SM4500H,B, EPA 120.1, SM2510B, SM2540C, SM2320B, SM4500CL-E, SM4500F-BC, SM4500NH3-BH: Ammonia-N and Kjeldahl-N, **EPA 350.1:**

Ammonia-N, **LACHAT 10-107-06-1-B:** Ammonia-N, **EPA 351.1, SM4500NO3-F, EPA 353.2:** Nitrate-N, **SM4500P-E, SM4500P-B, E, SM4500SO4-E,**

SM5220D, EPA 410.4, SM5210B, SM5310C, SM4500CL-D, EPA 1664, EPA 420.1, SM4500-CN-CE, SM2540D, EPA 300: Chloride, Sulfate, Nitrate.

EPA 624.1: Volatile Halocarbons & Aromatics,

EPA 608.3: Chlordane, Toxaphene, Aldrin, alpha-BHC, beta-BHC, gamma-BHC, delta-BHC, Dieldrin, DDD, DDE, DDT, Endosulfan I, Endosulfan II,

Endosulfan sulfate, Endrin, Endrin Aldehyde, Heptachlor, Heptachlor Epoxide, PCBs

EPA 625.1: SVOC (Acid/Base/Neutral Extractables).

Microbiology: SM9223B-Colilert-QT; Enterolert-QT, EPA 1600, EPA 1603, SM9222D.

Mansfield Facility:

Drinking Water

EPA 200.7: Al, Ba, Cd, Cr, Cu, Fe, Mn, Ni, Na, Ag, Ca, Zn. **EPA 200.8:** Al, Sb, As, Ba, Be, Cd, Cr, Cu, Pb, Mn, Ni, Se, Ag, TL, Zn. **EPA 245.1** Hg.

EPA 522, EPA 537.1.

Non-Potable Water

EPA 200.7: Al, Sb, As, Be, Cd, Ca, Cr, Co, Cu, Fe, Pb, Mg, Mn, Mo, Ni, K, Se, Ag, Na, Sr, TL, Ti, V, Zn.

EPA 200.8: Al, Sb, As, Be, Cd, Cr, Cu, Fe, Pb, Mn, Ni, K, Se, Ag, Na, TL, Zn.

EPA 245.1 Hg.

SM2340B

For a complete listing of analytes and methods, please contact your Alpha Project Manager.



 Westborough, MA 01581 8 Wallcut Dr. TEL: 508-898-9220 FAX: 508-898-8193	NEW YORK CHAIN OF CUSTODY Mansfield, MA 02048 320 Forbes Blvd TEL: 508-822-9300 FAX: 508-822-3288	Service Centers Mahwah, NJ 07430: 35 Whitney Rd, Suite 5 Albany, NY 12205: 14 Walker Way Tonawanda, NY 14150: 275 Cooper Ave, Suite 105	Page 1 of 1	Date Rec'd In Lab 8/24/24																																																																				
Client Information Client: Ambient Environmental Address: 828 Washington Ave Albany, NY 12203 Phone: (315) 263-3388 Fax: Email: jfblasting@james-am.com		Project Information Project Name: Edson Street, Amsterdam Project Location: 61 Edson Street, Amsterdam, New York Project # (Use Project name as Project #) <input type="checkbox"/> Project Manager: ALPHAQuote #: Turn-Around Time Standard <input checked="" type="checkbox"/> Due Date: Rush (only if pre approved) <input type="checkbox"/> # of Days:		Deliverables <input type="checkbox"/> ASP-A <input type="checkbox"/> ASP-B <input type="checkbox"/> EQUIS (1 File) <input type="checkbox"/> EQUIS (4 File) <input type="checkbox"/> Other																																																																				
		Regulatory Requirement <input type="checkbox"/> NY TOGS <input type="checkbox"/> NY Part 375 <input type="checkbox"/> AWQ Standards <input type="checkbox"/> NY CP-51 <input type="checkbox"/> NY Restricted Use <input type="checkbox"/> Other <input type="checkbox"/> NY Unrestricted Use <input type="checkbox"/> NYC Sewer Discharge		Billing Information <input checked="" type="checkbox"/> Same as Client Info Po #																																																																				
		Disposal Site Information Please identify below location of applicable disposal facilities: Disposal Facility: <input type="checkbox"/> NJ <input type="checkbox"/> NY <input type="checkbox"/> Other:		Sample Filtration <input type="checkbox"/> Done <input type="checkbox"/> Lab to do Preservation <input type="checkbox"/> Lab to do (Please Specify below)																																																																				
These samples have been previously analyzed by Alpha <input type="checkbox"/> Other project specific requirements/comments: Please specify Metals or TAL:																																																																								
<table border="1" style="width:100%; border-collapse: collapse;"> <thead> <tr> <th rowspan="2">ALPHA Lab ID (Lab Use Only)</th> <th rowspan="2">Sample ID</th> <th colspan="2">Collection</th> <th rowspan="2">Sample Matrix</th> <th rowspan="2">Sampler's Initials</th> <th colspan="2">ANALYSIS</th> <th rowspan="2">Sample Specific Comments</th> </tr> <tr> <th>Date</th> <th>Time</th> <th>NYTCL-8260</th> <th>Total Chromium</th> </tr> </thead> <tbody> <tr> <td>48759-01</td> <td>MW-4R</td> <td>8/23/24</td> <td>1015</td> <td>W</td> <td>CK</td> <td>X</td> <td>X</td> <td>4</td> </tr> <tr> <td>-02</td> <td>MW-4</td> <td>↓</td> <td>1050</td> <td>W</td> <td>CK</td> <td>X</td> <td>X</td> <td>4</td> </tr> <tr> <td>-03</td> <td>MW-1R</td> <td>↓</td> <td>1125</td> <td>W</td> <td>CK</td> <td>X</td> <td>X</td> <td>4</td> </tr> <tr> <td>-04</td> <td>MW-10</td> <td>↓</td> <td>0935</td> <td>W</td> <td>CK</td> <td>X</td> <td></td> <td>3</td> </tr> <tr> <td>-05</td> <td>MW-13</td> <td>↓</td> <td>0850</td> <td>W</td> <td>CK</td> <td>X</td> <td></td> <td>3</td> </tr> <tr> <td>-06</td> <td>Trip Blank</td> <td></td> <td></td> <td>W</td> <td></td> <td>X</td> <td></td> <td>21 CK</td> </tr> </tbody> </table>						ALPHA Lab ID (Lab Use Only)	Sample ID	Collection		Sample Matrix	Sampler's Initials	ANALYSIS		Sample Specific Comments	Date	Time	NYTCL-8260	Total Chromium	48759-01	MW-4R	8/23/24	1015	W	CK	X	X	4	-02	MW-4	↓	1050	W	CK	X	X	4	-03	MW-1R	↓	1125	W	CK	X	X	4	-04	MW-10	↓	0935	W	CK	X		3	-05	MW-13	↓	0850	W	CK	X		3	-06	Trip Blank			W		X		21 CK
ALPHA Lab ID (Lab Use Only)	Sample ID	Collection		Sample Matrix	Sampler's Initials			ANALYSIS				Sample Specific Comments																																																												
		Date	Time			NYTCL-8260	Total Chromium																																																																	
48759-01	MW-4R	8/23/24	1015	W	CK	X	X	4																																																																
-02	MW-4	↓	1050	W	CK	X	X	4																																																																
-03	MW-1R	↓	1125	W	CK	X	X	4																																																																
-04	MW-10	↓	0935	W	CK	X		3																																																																
-05	MW-13	↓	0850	W	CK	X		3																																																																
-06	Trip Blank			W		X		21 CK																																																																
Preservative Code: A = None B = HCl C = HNO ₃ D = H ₂ SO ₄ E = NaOH F = MeOH G = NaHSO ₄ H = Na ₂ S ₂ O ₃ K/E = Zn Ac/NaOH O = Other		Container Code: P = Plastic A = Amber Glass V = Vial G = Glass B = Bacteria Cup C = Cube O = Other E = Encore D = BOD Bottle		Westboro: Certification No: MA935 Mansfield: Certification No: MA015																																																																				
		Container Type V P Preservative B C		Please print clearly, legibly and completely. Samples can not be logged in and turnaround time clock will not start until any ambiguities are resolved. BY EXECUTING THIS COC, THE CLIENT HAS READ AND AGREES TO BE BOUND BY ALPHA'S TERMS & CONDITIONS.																																																																				
		Relinquished By: <i>Chris Ryan PACE</i> Date/Time: 8/23/24 11:35		Received By: <i>[Signature]</i> Date/Time: 8/23/24 2:00 8/24/24 1:00																																																																				
Form No: 01-25 (rev. 30-Sept-2013)																																																																								