EBIZNEWDOC

EBIZNEWDOC

Write or Copy/Paste Document Title In This Space

Report. HW. 447005. 2002-03-28. Remedial_Investigation_Feasibility_Study_Data_Summary_Rpt. pdf

DO NOT PHOTOCOPY. PRINT FROM PDF VERSION ONLY.

EBIZNEWDOC

EBIZNEWDOC

REMEDIAL INVESTIGATION/FEASIBILITY STUDY DATA SUMMARY REPORT

Prepared on behalf of:
GE-PLASTICS
PITTSFIELD, MASSACHUSETTS

For:
VON ROLL ISOLA USA INC. FACILITY
SCHENECTADY, NEW YORK

PRINTED ON
MAR 28 2002

REMEDIAL INVESTIGATION/FEASIBILITY STUDY DATA SUMMARY REPORT

Prepared on behalf of:

GE-PLASTICS
PITTSFIELD, MASSACHUSETTS

For:

VON ROLL ISOLA USA INC. FACILITY
SCHENECTADY, NEW YORK

Prepared by:
Conestoga-Rovers & Associates

651 Colby Drive
Waterloo, Ontario
Canada N2V 1C2

Office: 519•884•0510
Fax: 519•884•0525

MARCH 2002
REF. NO. 18631 (5)
This report is printed on recycled paper.

TABLE OF CONTENTS

Page

1.0 INTRODUCTION 1
1.2 FACILITY BACKGROUND 1
1.2.1 FACILITY DESCRIPTION 1
1.2.2 FACILITY HISTORY 2
1.2.3 PREVIOUS INVESTIGATIONS 3
1.3 REPORT ORGANIZATION 3

2.0 FIELD ACTIVITIES 5
2.1 SOIL BORING AND SAMPLING PROGRAM 5
2.1.1 DRILLING PROGRAM 5
2.1.2 SURFACE SOIL SAMPLING 7
2.2 EXISTING MONITORING WELL REHABILITATION AND ABANDONMENT PROGRAM 8
2.2.1 MONITORING WELL REHABILITATION 8
2.2.2 VAPOR EXTRACTION AND MONITORING WELL ABANDONMENT 9
2.2.3 MONITORING WELL INSTALLATION 9
2.2.4 WATER LEVEL MEASUREMENTS 10
2.2.5 MONITORING WELL DEVELOPMENT AND GROUNDWATER SAMPLING 11
2.3 HYDRAULIC CONDUCTIVITY TESTING 11
2.4 HILLSIDE SEEP MONITORING 13
2.5 DECONTAMINATION AND WASTE CONTAINMENT 13

3.0 DATA MANAGEMENT AND QUALITY ASSURANCE 14

4.0 ENVIRONMENTAL SETTING 15
4.1 GEOLOGY 15
4.1.1 OVERBURDEN 15
4.1.2 BEDROCK 16
4.2 REGIONAL HYDROGEOLOGY 16
4.2.1 FACILITY HYDROGEOLOGY 17
4.2.1.1 GROUNDWATER FLOW 17
4.2.1.2 HORIZONTAL HYDRAULIC GRADIENT 18
4.2.1.3 VERTICAL HYDRAULIC GRADIENT 18
4.2.1.4 AQUIFER PARAMETERS 18
4.2.1.5 SUMMARY OF FACILITY HYDROGEOLOGY 19

5.0 DATA QUALITY REVIEW 20
5.1 SOIL CHEMISTRY RESULTS 20
5.1.1 SOIL CHEMISTRY SUMMARY 26
5.2 GROUNDWATER CHEMISTRY REVIEW 26
5.2.1 GROUNDWATER CHEMISTRY SUMMARY 33

TABLE OF CONTENTS

Page

6.0 CONCLUSIONS AND RECOMMENDATIONS 36

7.0 REFERENCES 38

LIST OF FIGURES
(Following Text)

PLATE 1	VRI-RIVERVIEW FACILITY
FIGURE 2.1	SOIL BORING LOCATIONS IN THE VICINITY OF BUILDING 14
FIGURE 2.2	SOIL BORING LOCATIONS IN THE VICINITY OF BUILDING 37
FIGURE 2.3	SOIL BORING LOCATIONS IN THE VICINITY OF THE FORMER RAW MATERIALS TANK FARM
FIGURE 2.4	SOIL BORING LOCATIONS IN THE VICINITY OF BUILDING 16
FIGURE 2.5	GROUNDWATER CONTOURS (JANUARY 28, 2002)
FIGURE 2.6	GROUNDWATER CONTOURS (DECEMBER 4, 2001)
PLAN 1	SOIL QUALITY CRITERIA - NYSDEC TAGM EXCEEDANCES
PLAN 2	GROUNDWATER QUALITY DATA - NYSDEC CLASS GA EXCEEDANCES

LIST OF TABLES
(Following Text)

TABLE 1.1	CHRONOLOGY OF PREVIOUS SITE INVESTIGATIONS
TABLE 2.1	CHRONOLOGY OF SEPTEMBER 2001 TO JANUARY 2002 FIELD ACTIVITIES
TABLE 2.2	BOREHOLE AND MONITORING WELL COMPLETION DETAILS
TABLE 2.3	SAMPLING AND ANALYSIS SUMMARY
TABLE 2.4	GROUNDWATER ELEVATION DATA
TABLE 2.5	SUMMARY OF HYDRAULIC CONDUCTIVITY DATA
TABLE 5.1	SOIL ANALYTICAL RESULTS SUMMARY
TABLE 5.2	GROUNDWATER ANALYTICAL RESULTS SUMMARY

LIST OF APPENDICES

APPENDIX A	STRATIGRAPHIC AND INSTRUMENTATION LOGS
APPENDIX B	GROUNDWATER REDEVELOPMENT DATA FOR EXISTING ON-SITE MONITORING WELLS AND GROUNDWATER DEVELOPMENT DATA FOR EXISTING AND NEWLY INSTALLED MONITORING WELLS
APPENDIX C	HYDRAULIC CONDUCTIVITY TEST DATA (WELLS VRI-1 TO VRI-8)
APPENDIX D	ANALYTICAL DATA ASSESSMENT AND VALIDATION SEPTEMBER - NOVEMBER 2001
APPENDIX E	HISTORICAL GROUNDWATER QUALITY DATA

1.0 INTRODUCTION

This Data Summary Report (Report) has been developed by Conestoga-Rovers & Associates (CRA), on behalf of the General Electric Company (GE). The purpose of this Report is to describe the findings and summarize data generated during the recent Remedial Investigation/Feasibility Study (RI/FS) field activities conducted at Von Roll Isola USA, Inc.'s (VRI's) Riverview Facility (Facility/Site), and propose additional investigation activities required to address identified data gaps, if any. The RI/FS activities are being conducted in accordance with the NYSDEC approved RI/FS Work Plan dated July 2001.

RI field activities were completed between September 17, 2001 and January 28, 2002 and are summarized in Section 2.0 of this Report. Evaluation of both current and historical data generated during previous investigations are presented in this Report.

1.2 FACILITY BACKGROUND

1.2.1 FACILITY DESCRIPTION

The Riverview Facility is located off the north side of West Campbell Road in the Town of Rotterdam near the border of the City of Schenectady. The Facility is currently listed in the New York State Department of Environmental Conservation (NYSDEC) Registry of Inactive Hazardous Waste Disposal Sites (Site No. 447005) as a Class 2 site, for which further investigation is required.

The property consists of approximately 52 acres, with 25 acres in active use as a liquid and solid insulation manufacturing facility. The active production area is fenced as shown on the attached Plate 1. The Facility is bounded on the north by a steep embankment and the Delaware and Hudson (D&H) Railroad, the D&H Railroad and Rotterdam Square Mall to the west, Campbell Road and the Town of Rotterdam publicly owned treatment works (POTW) and Campbell Plastics to the south, and residential areas to the east.

The Riverview Facility is situated on a high, flat plateau about 80 feet above the Mohawk River Valley. The ground surface drops off quickly to the north-northeast toward the Mohawk River and more gently to the west and south. Soils underlying the Facility are composed primarily of coarse textured, well drained, medium to fine grained silty sand.

A broad line of insulating materials and composites for electrical insulating systems are produced at the Facility. The liquids manufacturing line at the Facility involves production of alkyd and polyester resins and formulation of epoxies and phenolic and acrylate resin solutions in reactors. The Facility also produces solid tapes that are composed of various substrates such as polyester-glass, paper, mica, and polyester. The tapes are laminated with varnishes including polyester, epoxy, acrylate, latex, and silicone. Following lamination, the tapes are cured in ovens, cut to correct widths, and packaged.

Quantities of liquid and solid raw materials, products, and intermediates are stored on site. Under Resource Conservation and Recovery Act (RCRA), the Facility is currently operating as a less than 90-day storage facility for hazardous wastes generated on site. Hazardous wastes are stored in tote tanks and 55-gallon drums in Building RV-42 and are hauled by an outside contractor to a hazardous waste disposal facility.

1.2.2 FACILITY HISTORY

Prior to GE purchasing the Facility in the early 1940s, the property was occupied by a harness racing track and also used for agricultural purposes. GE purchased the property in 1942 and constructed radar development and testing facilities. GE operated the Facility as a radar development plant until GE Insulating Materials group moved into the Riverview Facility and began operating in 1959 or 1960. In March 1988, GE sold the Facility and it was renamed Insulating Materials Incorporated (IMI). Following the purchase of the Facility, IMI continued to produce electrical insulation products and the operations generally remained consistent with GE operations. The Facility was subsequently purchased by Von Roll Isola (VRI) in 1995.

The Facility was originally classified as Class 2A (additional data necessary to fully classify the Facility) based primarily on a 1979 report of a hillside seep north of the Facility that was described as a reddish oxidated iron leachate with a light oily sheen. In January of 1988, the NYSDEC notified GE that the status of the Facility had been revised to a Class 2 Inactive Hazardous Waste Disposal Site (Site Code No. 447005) designation.

Based on the September 1989 Assessment of Environmental Conditions Report, NYSDEC requested that GE develop a scope of work to complete an additional subsurface assessment of the Facility. GE complied with the request, and a scope of work for additional field investigation was compiled and approved by NYSDEC for implementation. The approved scope of work was prepared by GTI and is titled "Field Investigation Work Scope" dated December 5, 1991. Subsequently Order-on-Consent,

Index No. A4-0240-90-07 between GE and NYSDEC was executed on March 23, 1992. The approved scope of work was implemented by GTI and the results were reported in the GTI Field Investigation Report dated January 26, 1993.

1.2.3 PREVIOUS INVESTIGATIONS

Several environmental studies, investigations, assessments, and remedial actions have been undertaken by GE, VRI, and IMI at the Facility. Table 1.1 provides a brief chronology of previous Facility investigations. O'Brien & Gere (OBG, 1998) prepared a report entitled "Summary Report Riverview Facility Schenectady, New York", dated July 13, 1998, that assimilated the information from the previous studies into a one report that summarized the results from the previous investigations. Facility information was reviewed from NYSDEC central office files, files supplied by VRI, and off-files supplied by GE Power Systems of Schenectady. This information was examined to identify the source, nature, and extent of contamination at the Facility and to identify significant data gaps in the existing information that could be filled through further investigations at the Facility.

The Summary Report briefly addressed the Facility history and layout, and also presented a description of the Facility environmental setting. Available information and data on the Facility background, including information on buildings, underground tanks, utilities, and known past and present hazardous waste treatment or disposal areas were presented in the Summary Report. Available information on the nature and extent of chemicals at the Facility were assembled along with available information on geology, hydrogeology, and sampling information for the Facility Maps, drawings, and tables from previous reports were utilized to illustrate the Facility-wide environmental settings. Remedial measures undertaken at and in the vicinity of the Facility were also documented.

1.3 REPORT ORGANIZATION

This Report is organized into the following sections:

Section 1.0 Introduction;

Section 2.0 Field Activities;

Section 3.0 Data Management and Quality Assurance;

Section 4.0 Environmental Setting;

Section 5.0 Soil and Groundwater Data Quality Review; and

Section 6.0 Conclusions and Recommendations.

This Report documents the recent remedial investigation field activities undertaken at the Facility and describes the findings of these activities.

2.0 FIELD ACTIVITIES

Remedial investigative field activities were performed at the Facility between September 17 and January 28, 2002. As described in the RI/FS Sampling and Analysis Plan (SAP), field investigative activities included soil boring and sampling, surface soil sampling, rehabilitation and abandonment of existing monitoring and vapor extractions wells, monitoring well installation, and groundwater sampling of all new and existing monitoring wells for chemical analyses. Table 2.1 provides a chronology of the remedial investigation activities undertaken at the Facility during this time. The following sections describe these activities.

2.1 SOIL BORING AND SAMPLING PROGRAM

SJB Services, Inc. (SJB) of Mechanicsville, New York was contracted to provide drilling services for the RI. All soil investigative activities were supervised by CRA. Two drilling technologies were utilized to complete all soil borings, as described below:

- A truck-mounted drill rig equipped with 4.25-inch, continuous flight, hollow-stem augers (HSA), and split-spoon samplers; and
- A direct-push drill machine (i.e., Geoprobe).

Soil boring activities were completed between September 24 and October 9, 2001. Soil borings designated U8, U18, and U19 were advanced using HSA techniques, while soil borings designated U6 and U25 were advanced using a Geoprobe™. Borehole completion details are summarized in Table 2.2. Table 2.3 presents a summary of all soil samples submitted for chemical analyses.

2.1.1 DRILLING PROGRAM

Soil borings and sample collection were completed in the following potential areas of concern:

RV-14 VARNISH ROOM LEACH FIELD/DRY WELL (SWMU #6)

Two soil borings (U6-SB-1 and U6-SB-2) were located in the immediate vicinity of the RV-14 varnish room leach field/dry well (Figure 2.1) to evaluate the extent of contaminants in the soil.

RV-14 FORMER SUPERIOR BOILER FUEL OIL UST (SWMU #8)

Four soil borings (U8-SB-1, U8-SB-2, U8-SB-3, and U8-SB-4) were advanced in the immediate vicinity of the former superior boiler fuel oil UST (Figure 2.1).

RV-37 FORMER RCRA TANK (SWMU #19)

Three soil borings (U19-SB-1, U19-SB-2, and U19-SB-3) were advanced in the immediate vicinity of the former RCRA tank (Figure 2.2).

RV-33 RAW MATERIAL TANK FARM (SWMU #18)

Four soil borings (U18-SB-1, U18-SB-2, U18-SB-3, and U18-SB-4) were advanced in the RV-33 raw material tank farm area (Figure 2.3). In order to access borehole locations in this area, the sand berm surrounding area U18 was breached by SJB utilizing a backhoe.

FORMER RCRA DRUM STORAGE AREA (SWMU #25)

Three soil borings (U25-SB-1, U25-SB-2, and U25-SB-3) were advanced in the immediate vicinity of the former RCRA drum storage area (Figure 2.2).

All split-spoon and direct push soil samples were logged for stratigraphic and geologic detail according to the Unified Soil Classification System (USCS) and recorded on CRA's standard stratigraphic log forms, including descriptions of soil sample texture, composition, color, consistency, moisture content, and recovery. Special attention was paid to the presence/absence of any visual or olfactory evidence of potential contamination. The headspace of each soil sample was screened for the presence of volatile organic (VOCs) vapors using a portable photoionization detector (PID). The PID readings are presented on the stratigraphic and instrumentation logs provided in Appendix A.

Soil borings designated U8, U18, and U19 were completed utilizing HSA techniques as described earlier. Soil samples at all borehole locations were collected for the purpose of geotechnical evaluation, at 5-foot intervals utilizing 2-inch diameter, 2-foot long, split-spoon samplers according to American Society for Testing and Materials (ASTM) Method D-1586-84. In accordance with the SAP, two soil samples were collected from each soil boring location.

All U6 and U25 soil borings were advanced utilizing the Geoprobe™ drilling technique, as described earlier. All boreholes were advance to a minimum of 20 feet below ground surface (bgs). Soil samples, for the purposes of geotechnical evaluation, were collected

on a continuous basis using this direct push technology. In accordance with the SAP, two soil samples were collected from each soil boring location.

In accordance with the NYSDEC approved RI/FS Work Plan, the rationale for soil sample collection at all borehole locations was as follows:

- In areas where there was a known or potential surface spill or an aboveground storage tank (AST) (e.g., U18), one soil sample was collected from the 2- to 4-foot bgs depth interval and one was collected at depth (i.e., 18 to 20 feet bgs). If evidence of contamination was present, samples were then collected from the interval of the highest PID reading and the deepest interval of no evident contamination. If evidence of contamination continued through to the groundwater table, a soil sample was collected from the interval of groundwater presence; and
- In areas were there was a known or potential release from an underground storage tanks (USTs) or drywell (e.g., U8), one soil sample was collected at the 2-foot interval beginning at the approximate depth corresponding to the bottom of the UST or drywell. A second sample was collected from depth (i.e., 18 to 20 feet bgs). However, if the presence of contamination was confirmed, the interval with the highest PID reading was collected as well as the deepest interval of no evident contamination, or at groundwater.

All soil samples submitted for chemical analyses were submitted to Severn Trent Laboratories (STL), located in Pittsburg, Pennsylvania, and analyzed in accordance with SW-846 methods for the following parameters:

- Target Compound List (TCL) VOCs;
- TCL semi-volatile organic compounds (SVOCs);
- phenols;
- PCBs; and
- Total petroleum hydrocarbons (TPH).

2.1.2 SURFACE SOIL SAMPLING

In accordance with the RI/FS Work Plan, six surface soil samples were collected from the following locations:

RV-16 SPILL BETWEEN BUILDING RV-16 AND RV-16 CATCH BASIN

Six surface soil samples (B16-SS1, B16-SS2, B16-SS3, B16-SS4, B16-SS5, and B16-SS6) were in the immediate vicinity of the previous spill between Building RV-16 and the RV-16 catch basin (Figure 2.4).

In accordance with the SAP, surface soil samples were collected using a clean shovel from a depth of ground surface to 6 inches bgs on October 2, 2001. All surface soil samples were submitted to STL and analyzed in accordance with SW-846 methods for:

- TCL VOCs;
- TCL SVOCs;
- phenols;
- PCBs; and
- TPH.

2.2 EXISTING MONITORING WELL REHABILITATION AND ABANDONMENT PROGRAM

2.2.1 MONITORING WELL REHABILITATION

On September 17, 2001, CRA performed an inspection of existing monitoring wells GT-2 and GT-3. The inspection revealed the following:

- Monitoring well GT-2 was blocked. An attempt to unblock GT-2 resulted in breakage of the well casing. As a result, and described in detail in Section 2.2.2, this monitoring well was abandoned according to the SAP protocols and a replacement well was drilled on September 21, 2001. Replacement well GT-2R was advanced to a depth of 68 feet bgs using a truck-mounted drill rig with 4.25-inch HSA. As described earlier in Section 2.1, split-spoon samples were collected at 5-foot intervals for the purpose of logging the soil stratigraphic and geologic characteristics and collecting organic vapor readings utilizing a PID. All descriptions and measurements were documented on standard CRA stratigraphic log forms. The stratigraphic and instrumentation log for GT-2R is provided in Appendix A; and
- The cement pad at monitoring well GT-3 was fractured and the well casing was bent. A new cement pad was placed at well GT-3 and the well casing straightened on September 17, 2001.

- The protective casing for monitoring well GT-15 was replaced and a locking cap was installed on monitoring well GT-7.

2.2.2 VAPOR EXTRACTION AND MONITORING WELL ABANDONMENT

Abandonment of vapor extraction wells R-6C, R-7, R-9, RV1-1, RV2-1, RV11-12, RV14-3B, RV16-4, RV28-2, RV28-4, RV30-3, RV37-2, and monitoring wells GT-2 and GT-6 was completed on September 18, 2001. Abandonments were performed in accordance with the protocols detailed in the SAP using a cement, bentonite, and water mixture pumped into the well casings using a tremi-line.

Abandonment of vapor extraction wells RV14-1, RV33-6, RV37-1, and monitoring well GT-11 were not performed for the following reasons:

- RV37-1 did not exist;
- RV33-6 previously had been paved over with asphalt;
- RV14-1 had previously been abandoned with bentonite; and
- CRA was unable to locate monitoring well GT-11. Through discussion with Donna Mellon of VRI, it was learned that the protective casing of GT-11 had broken off leaving the casing flush with ground surface. Subsequently, the well casing had filled with sand, covering the well location.

2.2.3 MONITORING WELL INSTALLATION

Between October 1 and October 15, 2001 seven new shallow groundwater monitoring wells were installed and developed at the Site, including VRI-1, VRI-2, VRI-3, VRI-4, VRI-6, VRI-7, and VRI-8. Monitoring well completion details are summarized in Table 2.2. All monitoring well installations were completed by SJB utilizing a truck-mounted drill rig equipped with 4.25-inch, continuous flight, hollow-stem augers (HSA), and split-spoon samplers. All monitoring well installation activities were supervised by CRA.

Soil samples were collected at all soil boring locations at 5-foot intervals utilizing 2-inch diameter, 2-foot long, split-spoon samplers. Soil samples were logged for stratigraphic and geologic detail following the USCS. Special attention was paid to the presence/ absence of any visual or olfactory evidence of contamination. The headspace of each soil

sample was screened with a PID to check for the presence of VOCs. The PID readings are presented on the stratigraphic and instrumentation logs provided in Appendix A.

Although not required in accordance with the RI/FS Work Plan, one soil sample was collected from monitoring well location VRI-1 over the depth interval of 55 to 57 feet bgs and submitted for chemical analysis due to the presence of elevated PID measurements detected at this depth.

One deep monitoring well (i.e., VRI-5) was installed using 6 1/4-inch augers. Augers were advanced 5 feet into the confining layer found at 95 feet bgs and a 5-inch diameter casing was cemented in place. After 24 hours the well was then advanced using a 4 1/2-inch roller bit to groundwater and a 10-foot screen was placed to a depth of 117 feet bgs. The VRI-5 monitoring well was completed and developed according to the SAP.

2.2.4 WATER LEVEL MEASUREMENTS

A complete round of water levels were collected from all existing monitoring wells at the Facility, including wells GT-1, GT-2R, GT-3, GT-4, GT-5, GT-7, GT-8, GT-9, GT-10, GT-12, GT-13, GT-14, GT-15, GT-16, SMW-1, and SMW-2 on September 17, 2001. These water level measurements were collected prior to completion of the existing on-site monitoring well redevelopment program, which was performed on September 19 and 20, 2001. Subsequently, a full round of water levels were collected from all existing and newly installed monitoring wells (i.e., VRI-1, VRI-2, VRI-3, VRI-4, VRI-5, VRI-6, VRI-7, and VRI-8) on October 15, 2001, prior to commencement of the groundwater sampling program.

A full round of groundwater elevation measurements were also obtained from the new and existing monitoring wells on December 4, 2001 and January 28, 2002, following the completion of the well installation program. Figures 2.5 and 2.6 present the groundwater contour data for both monitoring events. As discussed in Section 4.2, based upon the groundwater data presented on Figures 2.5 and 2.6, the predominant groundwater flow across the Facility is to the north/northeast. Horizontal hydraulic gradients across the Facility are in the range of 0.01 ft/ft to 0.03 ft/ft, with the exception of an isolated groundwater high in the area of GT-8, VRI-7, and VRI-8 located in the northeastern portion of the Facility. The horizontal hydraulic gradient in this area of the Facility is on the order of 0.3 ft/ft. A downward vertical aquifer gradient of 0.56 ft/ft was measured between shallow well GT-15 and deep well VR-5.

All groundwater elevation data are presented in Table 2.4.

2.2.5 MONITORING WELL DEVELOPMENT AND GROUNDWATER SAMPLING

Redevelopment of existing monitoring wells (i.e., GT-1, GT-2R, GT-3, GT-4, GT-5, GT-7, GT-8, GT-9, GT-10, GT-12, GT-13, GT-14, GT-15, GT-16, SMW-1, and SMW-2) was performed on September 19 and 20, 2001. Subsequent to the installation of new monitoring wells VRI-1, VRI-2, VRI-3, VRI-4, VRI-5, VRI-6, VRI-7, and VRI-8, these wells were also developed. Appendix B presents all groundwater redevelopment and development data collected.

Monitoring wells were developed and sampled utilizing USEPA-approved low flow techniques. Prior to well development and sample collection, water level measurements were collected from each location, as presented in Table 2.4. Wells were purged using disposable Teflon bailers until field indicator parameters (i.e., pH, conductivity, and temperature) stabilized and turbidity fell below 50 NTU. If unable to achieve turbidity of less than 50 NTU, a minimum of ten well volumes were purged and the well sampled.

The first groundwater sampling round (Round 1) included 24 existing and newly installed groundwater monitoring wells, and was performed between October 16 and 18, 2001, with the exception of newly installed well VRI-5, which was developed and sampled on November 29, 2001. Groundwater samples collected during Round 1 were submitted to STL for the following analyses:

- TCL VOCs;
- TCL SVOCs;
- TAL total metals;
- Total cyanide;
- Total phenols;
- TCL pesticides/PCBs; and
- TPH.

2.3 HYDRAULIC CONDUCTIVITY TESTING

Following the initial round of groundwater sampling, hydraulic conductivity testing of the screened interval of each newly installed monitoring well was completed (i.e., VRI-1,

VRI-2, VRI-3, VRI-4, VRI-6, VRI-7 VRI-8, and GT-2R. Existing monitoring wells, not previously tested (i.e., GT-5, GT-7, GT-10, GT-12, GT-13, GT-15 GT-16, SMW-1, and SMW-2), will also be tested in March 2002. The hydraulic conductivity testing was completed using a slug test apparatus in combination with an electronic pressure transducer equipped with data logger. At all monitoring wells both rising head and falling head tests were completed. The falling head test procedure involved the introduction of a PVC rod of known volume lowered into the standing water column to instantaneously raise the static water level. The water level was then monitored as it recovered to equilibrium with time and recorded with the pressure transducer and data logger system. After the water level had reached equilibrium conditions a rising head test was completed by rapidly removing the PVC slug, causing the water level to drop. The water level was then monitored in relation to time as it returned to static level. All data were recorded with the pressure transducer and data logger system. However, only data from the rising head tests were utilized for the determination of hydraulic conductivity, due to the fact that all static water levels were measured within the screened interval of the monitoring wells. In such cases, only rising head test data are useful for determining hydraulic conductivity, because the initial displacement of water by the PVC rod can potentially force water out of the screen into the unsaturated zone. Infiltrating water returning to the well can then originate from both the saturated and unsaturated zones which can influence results, thus creating inaccurate results (i.e., hydraulic conductivity could reflect the unsaturated zone).

Data generated from the rising head tests were utilized to calculate the hydraulic conductivity of the screened interval for each monitoring well. The calculations of the hydraulic conductivity analysis were completed using the computer software AQTESOLV. Table 2.5 summarizes the rising head test results for each monitoring well and the calculated hydraulic conductivities. Based on two methods of calculation (i.e., Bouwer-Rice and Hvorslev) the calculated hydraulic conductivities were in the range of 2.19×10^{-3} cm/sec to 4.14×10^{-2} cm/sec. The geometric mean of hydraulic conductivities of the unconfined aquifer were calculated to be on the order of 8.31×10^{-3} cm/sec (Bower-Rice) to 1.19×10^{-2} cm/sec (Hvorslev). Appendix C includes all corresponding graphs and calculations.

Hydraulic conductivity testing of deep monitoring well VRI-5 was not successfully completed as the equipment became lodged in the monitoring well and all data were lost.

2.4 HILLSIDE SEEP MONITORING

As part of the Remedial Investigation, the hillside north of the Facility was inspected for seeps on several occasions between September 17 and October 25, 2001. No seeps were found and, therefore, sample collection could not be performed. Additional inspections of the hillside will be performed during future field activities. Any seeps identified will be sampled in accordance with the RI/FS Work Plan.

2.5 DECONTAMINATION AND WASTE CONTAINMENT

The drill rig and all associated downhole drilling equipment, tooling, and sampling equipment were decontaminated prior to mobilization to the Facility and between each borehole location. Similarly, the drill rig and associated equipment were decontaminated prior to demobilization from the Facility. Surface soil sampling equipment was decontaminated between each sampling location. All decontamination procedures were performed in the dedicated decontamination area, established on September 17, 2001 in accordance with the SAP. Equipment decontamination included the use of clean hot water through high-pressure steam cleaning to remove all foreign particulate.

All soil and groundwater wastes generated during the RI sampling activities were containerized in separate Department of Transport (DOT)-approved drums and properly labeled and dated for future disposal purposes.

Similarly, all groundwater monitoring and sampling equipment were decontaminated prior to use at the Facility and between each monitoring well location.

3.0 DATA MANAGEMENT AND QUALITY ASSURANCE

Data management procedures were established to effectively process the data generated, such that the relevant data descriptions (sample numbers, methods, procedures, etc.) are readily accessible and accurately maintained. Data were collected and recorded in a variety of ways during this project. These include standard field forms (such as field data sheets, chain-of-custody forms, and soil boring logs) and laboratory generated data.

All soil and groundwater analytical data generated were assessed and validated prior to use. The data quality assessment and validation was performed based on raw data including calibrations, surrogate recoveries, spike recoveries, duplicate, and blank results for all parameters. The Analytical Assessment and Validation (September-November 2001) is provided in Appendix D.

4.0 ENVIRONMENTAL SETTING

4.1 GEOLOGY

The following description of the Site geology was obtained from the Summary Report (OBG, 1998). The Facility is located within the Hudson-Mohawk Lowlands physiographic province of New York State. The general topography of the Mohawk Lowlands is the result of erosion along an outcrop belt of weak rocks lying between the Adirondack Mountains to the north and the Heldeberg Escarpment to the south. The bedrock in the area is overlain by a thick mantle of unconsolidated deposits of glacial origin.

4.1.1 OVERBURDEN

Unconsolidated deposits underlying the Facility consist primarily of a glaciolacustrine deltaic sand deposit. The glaciolacustrine deposit is best described as a light to medium brown fine to medium sand with a trace of silt. Based on Site borings, the percentage of silt appears to increase with depth. The texture of the sand deposit fines downward to clayey sands and silts at a depth of approximately 80 feet. Increased clay content is evident beyond 80 feet bgs, where at 95 feet bgs a clay confining unit, approximately 11 feet thick, was documented at deep borehole VRI-5, installed in 2001. Beyond the confining unit (approximately 106 feet bgs) a deeper water-bearing zone is composed of silty sand with varying amounts of clay to a depth of 122 feet bgs. Beyond this depth the specific nature of unconsolidated deposits is unknown. However, it is likely that the shale bedrock is directly overlain by some thickness of dense glacial till. Typically, the bedrock is overlain by low permeability blanket like glacial till deposits consisting of a mixture of sand, gravel, and clay.

The glaciolacustrine sand observed at the Facility was deposited by sediment laden discharge of the Ancestral Mohawk (Iromohawk) River into glacial Lake Albany (OBG, 1998). Lake Albany was a large glacial lake that occupied the Hudson Valley during the Late Pleistocene deglaciation of the area. The northern extent of Lake Albany consistently expanded with the receding of the Hudson Lobe of the Laurentide ice sheet some 15,000 years ago. The Schenectady delta was built out into Lake Albany by the discharge of sediment laden glacial meltwater from the west into the lake basin. Dissection at the Fonda wash plain and Lake Amsterdam clays to the west of the study area provided fine grained sand, silt, and clay for the construction of the Schenectady Delta to an elevation of approximately 340 feet above sea level. Continued northward recession of the Hudson Lobe toward Glens Falls was accompanied by lowering of Lake

Albany through a series of lower lake stages (Lake Quaker Springs, Lake Coveville, and Lake Fort Ann). During this period, the Schenectady deltaic sediments were dissected and reworked along the course of the present day Mohawk River. Episodic, high volume discharge events, eroded the deltaic sediment and deposited the coarse sands and gravels that comprise the Schenectady or Great Lakes aquifer located in the Mohawk River Valley to the north and east of the Facility. These highly permeable deposits were subsequently overlain by floodplain and channel deposits of sand, silt, and clay.

4.1.2 BEDROCK

Bedrock underlying the Facility consists of black and gray shales and sandstones belonging to the Schenectady Formation. The Schenectady Formation consists of gray to black interbedded shales and graywackes of Middle Ordovician Age. The bedrock dips gently to the west-southwest at an angle of generally less than 5 degrees.

4.2 REGIONAL HYDROGEOLOGY

The following description of the regional hydrogeology was obtained from the Summary Report (OBG, 1998). The Riverview Facility overlies an area described by the United States Geological Survey (USGS) (1981) as minor aquifer area (OBG, 1998). Well yields are typically limited to 5 to 20 gallons per minute. This area, however, is a recharge area for the more permeable and productive major aquifer located in the valley. The most productive portions of the Great Flats or Schenectady aquifer are located in the narrow valley reach upstream of Scotia. The Schenectady and Rotterdam well fields are located in the easternmost portion of the coarsest, most productive portion of the aquifer.

A regional groundwater divide trending north-south has been well documented in numerous reports on the GE Power Systems Main Plant prepared by Terran Research, Inc. and exists to the north of the Riverview Facility. Groundwater flow east of the divide is northeast toward the Mohawk River. In the area west of the divide, groundwater flow is to the northwest, toward the Schenectady and Rotterdam well fields. The portion of the aquifer east of the north-south trending hydraulic divide described by Terran Research is composed of sand and silts deposited in a lower energy depositional environment and do not represent the same potential well yields as observed in the Rotterdam and Schenectady well fields.

The preliminary conceptual hydrogeologic model of the Facility as presented by OBG (1998), is that the groundwater zones at the Facility and the GE Power Systems Main Plant Site are not continuous. The presence of the clayey sands and silts at an elevation of about 270 feet on the Facility is above the ground surface at the GE Power Systems Main Plant Site. This apparent separation of the groundwater zones may explain the almost 50-foot difference in groundwater elevations between the Riverview Facility and the GE Power Systems Main Plant Site. Based upon this large difference in groundwater elevation, OBG (1998) concluded that groundwater at the Riverview Facility is not in direct hydraulic connection with the Schenectady and Rotterdam well field aquifer.

4.2.1 FACILITY HYDROGEOLOGY

4.2.1.1 GROUNDWATER FLOW

At the Riverview Facility, groundwater is observed in unconsolidated deposits under unconfined or water table conditions. The water table is free to rise and fall in response to groundwater recharge and discharge. Recharge to the groundwater is principally through infiltration of precipitation in permeable non-paved portions of the Site. The measured depth to groundwater varies from approximately 60 to 70 feet bgs across the Facility, with the exception of GT-8, VRI-7, and VRI-8 located in the northeastern portion of the Facility, where an isolated groundwater high was identified. Four groundwater monitoring events performed by CRA on September 17, 2001, October 15, 2001, December 4, 2001, and January 28, 2002, revealed groundwater levels in this area in the range of 50 to 55 feet bgs (289 to 290 feet AMSL). The presence of an isolated groundwater high in this area may potentially be attributed to a local high on the underlying confining unit which causes groundwater levels to be abnormally high in this area, or due to localized increased recharge in this area.

In addition, previous investigations by both Groundwater Technology Inc. (GTI) and Wagner, Heindel and Noyes, Inc. (WH&N) identified a roughly east-west trending groundwater divide in the western portion of the Facility. The divide was defined by relatively high groundwater elevations measured in wells GT-1 and GT-10, resulting in a component of groundwater flow to the south in the extreme southwestern portion of the Facility near wells GT-11 and GT-12. Groundwater level measurements collected by OBG on May 28, 1998 supported the previous interpretations of groundwater flow. Four rounds of groundwater level measurements collected by CRA between September 2001 and January 2002 did not indicate a groundwater divide in the southwestern portion of the Facility, as shown in Table 2.4 and on Figures 2.5 and 2.6.

Groundwater flow from the Facility has been reported to be predominantly to the north/northeast, toward the escarpment bordering the Facility on the north, and toward the groundwater seeps on the D&H Railroad property and the GE Power Systems Main Plant. Groundwater level measurements collected by CRA between September 2001 and January 2002 support this interpretation of groundwater flow from the Site.

4.2.1.2 HORIZONTAL HYDRAULIC GRADIENT

Hydraulic gradients were calculated to be on the range of 0.01 ft/ft to 0.03 ft/ft in the northwest and central portions of the Facility. Historical hydraulic gradients at the Facility were observed to be highest in the northeastern portion of the Facility (0.05 ft/ft) in the vicinity of GT-7 and GT-16 (OBG, 1998). The current hydraulic and data are consistent with this historical interpretation and show the highest hydraulic gradient at the Facility to be in the northeastern portion of the Facility in the area of the inferred groundwater mounding (i.e., GT-7, GT-8 and VRI-7) in which area the gradient has been calculated to be 0.3 ft/ft.

4.2.1.3 VERTICAL HYDRAULIC GRADIENT

To further evaluate the hydrogeology of the Riverview Facility and its relationship with the groundwater on the GE Power Systems Main Site, a deep monitoring well (i.e., VRI-5) was installed to 122 feet bgs. This deep well is also useful to evaluate the vertical hydraulic gradients and deeper overburden groundwater quality and assess the vertical aquifer gradient. Deep monitoring well VRI-5 was installed in October 2001 by CRA in the vicinity of GT-15. The calculated downward vertical aquifer gradient of 0.56 ft/ft was measured between shallow well GT-15 and deep well VRI-5.

4.2.1.4 AQUIFER PARAMETERS

Hydraulic conductivities of the saturated unconsolidated deposits at the Riverview Facility were assessed by GTI at six monitoring wells (i.e., GT-1, GT-2, GT-3, GT-4, GT-8, and GT-9) through in situ permeability tests in six monitoring wells. Hydraulic conductivities were calculated to range from 4.05×10^{-4} to 1.25×10^{-2} cm/sec. The calculated geometric mean of hydraulic conductivities was approximately 1.6×10^{-3} cm/sec (OBG, 1998). Additional hydraulic conductivity testing was completed by CRA of all newly installed VRI monitoring wells and replacement well GT-2R in January 2002. Section 2.3 discusses further the protocol for hydraulic conductivity

testing. Table 2.5 presents the calculated hydraulic conductivities for all newly installed VRI wells, and replacement well GT-2R. Based on two methods of calculation (i.e., Bouwer-Rice and Hvorslev) the calculated hydraulic conductivities ranged from 2.19×10^{-3} cm/sec to 4.14×10^{-2} cm/sec. The geometric mean of hydraulic conductivities of the unconfined aquifer were calculated to be on the order of 8.3×10^{-3} cm/sec (Bower-Rice) to 1.2×10^{-2} cm/sec (Hvorslev).

4.2.1.5 SUMMARY OF FACILITY HYDROGEOLOGY

The following summarizes the Facility hydrogeology:

- Groundwater flow in the overburden (glacial/glaciolacustrine deposits) is generally to the northeast and this general pattern is consistent with historical groundwater flow patterns;
- An east-west trending groundwater divide historically identified in the western part of the Facility is not apparent on the December 4, 2001 or January 28, 2002 groundwater contours and will be further evaluated in future monitoring activities;
- A groundwater mound was identified in the northeast portion of the Facility (centered at VRI-7 at 290 feet AMSL) and will be confirmed in future activities;
- The horizontal hydraulic gradient ranges from 0.01 to 0.03 (exclusive of the groundwater mound) and is generally consistent with historical gradients;
- A downward vertical hydraulic gradient was determined on the order of 0.56 ft/ft based on a newly installed deep aquifer well (i.e., VRI-5); and
- The hydraulic conductivity values obtained from hydraulic testing of the VRI wells are slightly higher (8.31×10^{-3} cm/sec to 1.19×10^{-2} cm/sec) than historical values (1.6×10^{-3} cm/sec).

5.0 DATA QUALITY REVIEW

Based on the Site history, a number of areas of potential environmental concern were identified and investigated further through the recent preliminary RI/FS remedial activities. The following presents a review of the soil and groundwater data generated from both the current 2001/2002 field activities, and also historical investigations of the site.

Soil data were evaluated against the NYSDEC Technical and Administrative Guidance Memorandum: Determination of Soil Cleanup Objectives and Cleanup Levels, January 1994 (NYSDEC TAGM). Plan 1 presents a summary of all exceedances of the NYSDEC TAGM criteria in soil samples collected during 2001 field activities.

Groundwater data were evaluated against the New York State Department of Environmental Conservation, Class GA, Groundwater Criteria, June 1998 (NYSDEC Class GA). Plan 2 presents a summary of all current and historical exceedances of the NYSDEC Class GA Criteria.

Tables 5.1 and 5.2 present all current soil and groundwater quality data, respectively, in addition to associated data qualifications and NYSDEC criteria.

5.1 SOIL CHEMISTRY RESULTS

Table 5.1 presents all soil chemistry data including any data qualifications, sample depths, sampling date, and associated NYSDEC TAGM criteria.

Soil samples collected from all soil borings were submitted for the following analyses:

- TCL VOCs;
- TCL SVOCs;
- PCBs;
- Total phenolics; and
- TPH.

The following paragraphs discuss the soil chemistry results for each area investigated.

RV-14 VARNISH ROOM LEACH FIELD /DRY WELL (SWMU #6)

Located on the east side of Building RV-14, this area is outside the varnish room loading area beneath the former Outdoor Container Storage Area #2. Between 1960 and 1980 flammable varnishes and solvent from the varnish room were directed into a dry well and leach field. Wash water, precipitation, and resins spilled on the floor of the RV-14 varnish room were received by the dry well leach field.

Four soil samples were collected from U6-SB1 and U6-SB2 in the area of SWMU #6, from depths of 4 to 8 feet bgs and 16 to 20 feet bgs. No VOC, SVOC, PCB, phenolics, or TPH compounds were detected above their respective NYSDEC TAGM criteria in any of the soil samples collected from U6-SB1 or U6-SB2.

VOC compounds including ethylbenzene, toluene, xylene, and TPH were detected at concentrations ranging from 2.3 J to 100 μg/kg in both shallow and deep soil samples collected from U6-SB1. Several PAH compounds (i.e., benzo(a)anthracene, benzo(b)fluoranthene, benzo(g,h,i)perylene, benzo(k)fluoranthene, chrysene, fluoranthene, indeno(1,2,3-cd) pyrene, phenanthrene, and pyrene) were also detected in the soil sample collected from U6-SB1 (4 to 8 feet bgs), at concentrations ranging from 41 J to 160 J μg/kg, all well below NYSDEC TAGM criteria. Low concentrations of bis(2-ethylhexyl)phthalate (95 J to 140 J μg/kg) were detected in both soil samples from U6-SB1, and di-n-butylphthalate (150 μg/kg) was also detected in the soil sample from 4 to 8 feet bgs. PID measurements at the time of sample collection revealed only one elevated reading of 379 ppm from soil 4 to 8 feet bgs.

Toluene (1.7 J and 1.7 J μg/kg) and TPH (5.7 J and 21 U μg/kg) were reported in U6-SB2 soil samples from depths of 4 to 8 feet bgs and 16 to 20 feet bgs, respectively. No other constituents were detected in either soil sample from U6-SB2.

WH&N reported elevated headspace PID readings on the order of 1,400 to 1,000 ppm in soils from 5 to 15 feet bgs. Chemicals detected in the soil sample collected from 5 to 10 feet bgs by WH&N included xylene (1,180 μg/kg), ethylbenzene (133 μg/kg), toluene (37 μg/kg), and 1,2,4-trimethylbenzene (18.9 μg/kg) (OBG, 1998).

RV-14 FORMER SUPERIOR BOILER FUEL OIL UST (SWMU #8)

Seven soil samples were collected from a total of four soil borings (i.e., U8-SB1, U8-SB2, U8-SB3, and U8-SB4) advanced in the vicinity of the Former Superior Boiler Fuel Oil UST, located at the northeast corner of Building RV-14. A 10,000-gallon steel UST and associated piping occupied this area between 1960 and 1987. The tank initially stored No. 6 fuel oil and subsequently No. 2 fuel oil. Tank removal was completed in 1987 and

according to the RCRA Preliminary Review - Visual Site Inspection (PR-VSI), approximately 100 cubic yards of soil were removed and disposed of off Site by a contractor.

Two soil samples were collected from each of the four soil boring locations at the depths listed below:

Soil Boring I.D.	*Sample Depth (feet bgs)*
U8-SB1	18 to 20
U8-SB1	58 to 60
U8-SB2	12 to 14
U8-SB2	18 to 20
U8-SB3	6 to 8
U8-SB3	18 to 20
U8-SB4	22 to 24
U8-SB4	50 to 52

Three PAH compounds were detected at concentrations exceeding the NYSDEC TAGM criteria in soil collected from one U8 location (U8-SB1). Benzo(a)anthracene (320 J µg/kg), benzo(a)pyrene (270 J µg/kg), and dibenzo(a,h)anthracene (50 J µg/kg) were detected at concentrations above the respective NYSDEC TAGM criteria in soil sampled from U8-SB1 at a depth of 58 to 60 feet bgs. The NYSDEC TAGM criteria for these compounds are 224, 61, and 14 µg/kg, respectively, or alternatively the MDL for each respective compound. The concentrations of each compound were reported below the CRQL, but detected above both the MDL and NYSDEC TAGM criteria listed. Several other PAH compounds, 2-methylnaphthalene, bis(2-ethylhexyl)phthalate, carbazole, dibenzofuran, tetrachloroethene, toluene, and TPH were also detected, but at concentrations well below associated criteria.

Bis(2-ethylhexyl)phthalate was detected in soil samples collected from all U8 soil borings at concentrations ranging from 66 J to 1,000 µg/kg. Toluene and TPH were also detected at concentrations ranging from 1.2 J to 48 µg/kg in soil samples collected from U8 soil borings, with the exception of U8-SB4 (50 to 52 feet bgs) in which it was not detected. Acetone was detected at 13 J µg/kg in soil collected from U8-SB4 (50 to 52 feet bgs).

During previous investigation of this area by WH&N, PID vapor readings of up to 120 ppm and evidence of subsurface oil to depths of 20 feet bgs were reported (OBG, 1998). One soil sample collected from 17 to 20 feet bgs contained concentrations of

xylene, 1,2,4-trimethylbenzene, naphthalene, and 1,3,5-trimethylbenzene at 6.03 μg/kg, 9.23 μg/kg, 3.53 μg/kg, and 3.74 μg/kg, respectively. This sample also had TPH at a concentration of 40,000 μg/kg.

RV-37 FORMER RCRA TANK (SWMU #19)

Two soil samples were collected from each of three soil borings (i.e., U19-SB1, U19-SB2, and U19-SB3) advanced in the RV-37 Former RCRA Tank area, located on the west side of the Facility between buildings RV-33 and RV-37. The RV-37 former RCRA underground storage tank was a 10,000-gallon carbon steel holding tank for ignitable wastes. The unit operated between 1961 and March 1987. Up to 79,000 gallons per year of waste process water containing 5 to 12 percent organics were managed in this unit. In November 1988, partial closure activities included removal of the tank along with 60 cubic yards of soil. PID data obtained during excavation activities indicated the highest PID readings in the northeastern portion of the excavated area (i.e., up to 450 ppm, at a depth of 10 feet bgs). The readings decreased to 70 ppm at a depth of 18 feet bgs. No signs of contamination were evident at the bottom of the excavation (i.e., approximately 18 feet bgs). Due to the sandy nature of the soil and the close proximity of the excavation to other buildings and structures to the northwest, further excavation was not possible. In April 6, 1989, NYSDEC indicated the closure activities to date were not sufficient due to the elevated PID readings. The NYSDEC subsequently required that groundwater monitoring be performed (OBG, 1998).

Soil samples collected from U19 soil borings for chemical analyses ranged from 2 to 4 feet bgs to 18 to 20 feet bgs. All analyte concentrations were reported below the NYSDEC TAGM criteria. Toluene, bis(2-ethylhexyl)phthalate, fluoranthene, and pyrene were detected at concentrations ranging from 1.2 J μg/kg to 49 J μg/kg which are well below associated criteria.

A historical soil boring investigation of the former RCRA tank area was conducted by WH&N. Chemical odors and a split-spoon sample PID reading of 2.2 ppm were reported for a sample collected from 14 to 17 feet bgs. A soil sample collected from the R-7 RCRA tank area and analyzed for TCL VOCs and SVOCs, had no detectable levels of TCL VOCs or SVOCs (OBG, 1998).

RV-33 RAW MATERIAL TANK FARM (SWMU #18)

Four soil borings (U18-SB1, U18-SB2, U18-SB3, and U18-SB4) were advanced and a total of 11 soil samples (including two field duplicate samples) were collected from the RV-33 Raw Material Tank Farm area, located in the northwest corner of the facility behind Building RV-33. This area formerly contained eight aboveground storage tanks (ASTs)

and piping within the 3-foot high diked area. Tank farm piping extended to the tank track unloading area (SWMU #17) and rail car loading /unloading area (SWMU #16). Wire enamels were also transferred to tank cars at the rail car loading/unloading area. Many of the raw materials stored in the ASTs were used in the manufacture of wire enamel at the facility. In November 1996 the RV-33 tank farm, rail car unloading station, pump stations, and the associated piping and equipment were closed. A Certification of Closure for the eight ASTs and piping associated with the RV-33 north tank farm was issued on February 18, 1997 (OBG, 1998).

All detected analyte concentrations in soil samples collected from U18 soil borings in the RV-33 area were below the associated NYSDEC TAGM criteria. Bis(2-ethylhexyl) phthalate was detected in all of the soil samples collected from the SWMU #18 area at concentrations ranging from 55 J µg/kg to 880 µg/kg, which are well below the NYSDEC TAGM criteria of 50,000 µg/kg. Toluene (1.7 J µg/kg to 34 µg/kg) was also detected in some of the U18 soil samples, but at concentrations well below the respective criteria of 1,500 µg/kg. In addition, TPH (5.6 J µg/kg to 32 µg/kg) was detected in some of the U18 soil samples, however, no NYSDEC TAGM criterion exists for TPH. 2,4-Dimethylphenol was detected at 240 J µg/kg and 5,600 µg/kg in U18-SB4 soil samples collected from depths of 4 to 6 feet bgs and 22 to 24 feet bgs, respectively. No associated NYSDEC TAGM criterion exists for 2,4-dimethylphenol.

Visual inspection of the tank farm prior to closure reportedly revealed no visual or olfactory evidence of contamination associated with the tank farm or piping. Potential subsurface contamination in the RV-33 north tank farm area was investigated through excavation of ten test pits and collection of soil samples for VOC and SVOC analyses. Analytical results indicated the principle constituents present to be 2,4,6-trimethylphenol, xylene, and trimethylbenzene (OBG, 1998).

FORMER RCRA DRUM STORAGE AREA (SWMU #25)

Three soil borings (i.e., U25-SB1, U25-SB2, andU25-SB3) and a total of six soil samples (i.e., two samples from each boring) were collected and submitted for analyses from the Former RCRA Drum Storage Area (SWMU #25), located in the western portion of the facility southwest of Building RV-37. This former drum storage area is a 75 by 65-foot macadam area used to store 55-gallon drums of hazardous waste generated at the facility from 1979 to 1989. Up to 670, 55-gallon drums were managed in this area at a time (OBG, 1998).

Benzo(a)pyrene (200 J µg/kg) and dibenzo(a,h)anthracene (44 J µg/kg) were detected at concentrations exceeding the NYSDEC TAGM criteria in the soil sample collected at

U25-SB1 from a depth of 0 to 4 feet bgs. In addition, phenol was detected at 86 J µg/kg in the soil sample collected at U25-SB2 from a depth of 0 to 4 feet bgs. All compounds were detected at concentrations below the associated CRQL, but above the laboratory-established MDL. The NYSDEC TAGM criteria for benzo(a)pyrene, dibenzo(a,h)anthracene, and phenol are 61 µg/kg, 14 µg/kg, and 30 µg/kg, respectively, or the MDL.

Other PAH compounds were detected in both soil samples at concentrations ranging from 39 J to 470 µg/kg, and below the respective TAGM criteria. Toluene (2.6 J µg/kg to 3.1 J µg/kg) and TPH (4.2 J µg/kg to 6.7 J µg/kg) were detected in several of the soil samples collected from the SWMU #25 area. The NYSDEC TAGM criterion for toluene is 1,500 µg/kg, however, no TAGM criterion for TPH exists. Bis(2-ethylhexyl)phthalate was detected below the TAGM criterion of 50,000 µg/kg at concentrations of 55 J and 40 J in soils sampled from U25-SB1 (16 to 20 feet bgs) and U25-SB2 (16 to 20 feet bgs).

Previous investigations of this area involved excavation of two test pits on the west and south borders of the Facility by WH&N. Organic vapors were reportedly measured at concentrations of up to 1.4 ppm in soils between 5 and 8 feet bgs. Soil borings advanced to 15 feet bgs inside the drum storage area yielded moderate chemical odors and PID readings of up to 35 to 40 ppm. A subsurface soil sample from this interval was collected and submitted for laboratory analysis and yielded concentrations of 0.374 µg/kg and 111 µg/kg of n-propyl benzene and total xylenes. No TCL SVOCs were detected (OBG, 1998).

RV-16 SPILL BETWEEN BUILDING RV-16 AND RV-16 CATCH BASIN

Six surface soil samples (B16-SS1 through B16-SS6) were collected in the immediate vicinity of the previous spill between Building RV-16 and the RV-16 catch basin. All compound concentrations detected in B16 soil samples were below respective NYSDEC TAGM criteria. TPH was detected in four of the six surface soil samples at concentrations ranging between 6.3 J µg/kg to 30 µg/kg. Butylbenzyl phthalate was detected at a concentration of 68 J µg/kg in B16-SS2.

VRI-1 BOUNDARY SOIL BORING AND MONITORING WELL INSTALLATION

Shallow monitoring wells VRI-1 and VRI-2 were installed west of the western Facility fenceline and northwest of Building RV-33, to investigate groundwater to the west of Building RV-33 and west of wells GT-6 (destroyed) and GT-13. These wells also provide water level data to better define groundwater flow in the northwestern portion of the Facility.

One subsurface soil sample was collected during the installation of monitoring well VRI-1. A PID vapor reading of 2,000 ppm was detected in the soil sampled from 55 to 57 feet bgs.

Total xylenes were detected at a concentration of 14,000 µg/kg which is above the NYSDEC TAGM criterion of 1,200 µg/kg. Other compounds detected in the soil sample included ethylbenzene (210 µg/kg), toluene (18 J µg/kg), TPH (260 µg/kg), 2,4-dimethylphenol (1,000 µg/kg), and naphthalene (380 µg/kg) which are all below their respective NYSDEC TAGM criteria where applicable.

5.1.1 SOIL CHEMISTRY SUMMARY

The following trends were identified through review of the soil analytical data generated during the remedial investigations at the site:

- No VOC, SVOC, PCB, phenolics, or TPH compounds were detected in soil above the NYSDEC TAGM criteria in areas SWMU #6, SWMU #18, and SWMU #19;
- In area SWMU #8, PAH compounds benzo(a)pyrene, dibenzo(a,h)anthracene, and benzo(a)anthracene were detected at concentrations above NYSDEC TAGM criteria in soil samples collected from 58 to 60 feet bgs;
- In area SWMU #25, PAH compounds benzo(a)pyrene and dibenzo(a,h)anthracene were detected at concentrations above NYSDEC TAGM criteria in soil samples collected from 0 to 4 feet bgs;
- Toluene, bis(2-ethylhexyl)phthalate, and TPH were detected in several soil boring samples from all SWMU areas from varying depths, but at concentrations below NYSDEC TAGM criteria;
- Total xylenes at were detected at a concentration above the NYSDEC TAGM criterion in the soil sample collected from VRI-1 from 55 to 57 feet bgs.

5.2 GROUNDWATER CHEMISTRY REVIEW

The following presents a review of the groundwater data generated from both the current 2001/2002 field activities, and also historical investigations conducted at the Facility. Groundwater data were evaluated against the New York State Technical Operational Guidance Series (TOGS) Number 1.1.1, New York State Ambient Water Quality Standards and Guidance Values (Class GA), June 1998 (NYSDEC Class GA). Table 5.2 presents groundwater quality data generated during the 2001/2002 field

activities and any data qualifications, and all associated NYSDEC Class GA criteria. Appendix E presents both current and historical groundwater quality data.

Groundwater samples were submitted for the following analyses:

- TCL VOCs;
- TCL SVOCs;
- TAL metals;
- TCL pesticides/PCBs;
- Total cyanide;
- Total phenolics; and
- TPH.

PCBs and total cyanide were not detected in any newly installed monitoring wells (i.e., VRI-1 through VRI-8).

BACKGROUND MONITORING WELLS VRI-8 AND GT-8

VRI-8 was installed upgradient near the entrance road to provide additional background water quality data, especially for inorganic parameters. Compounds detected in this upgradient monitoring well VRI-8 above NYSDEC Class GA criteria include trichloroethene (19 μg/L) and sodium (42,400 μg/L) that exceed the criteria of 5 and 20,000 μg/L, respectively. Other detected VOC compounds detected included carbon tetrachloride (1.2 μg/L) and chloroform (2.8 μg/L) at concentrations below criteria. Iron (32,400 μg/L) and manganese (761 μg/L) were detected above NYSDEC Class GA criteria at GT-8. All SVOC, PCB, pesticide, total phenolics, cyanide, and TPH concentrations were non-detect for both monitoring wells. Metals detected at both VRI-8 and GT-8 below associated criteria include barium, calcium, chromium, lead, magnesium, and selenium. Aluminum, arsenic, cobalt, copper, nickel, potassium, vanadium, and zinc were also detected at GT-8 below criteria.

Historical monitoring of GT-8 in September 1992 revealed a concentration of bis(2-ethylhexyl)phthalate of 420 μg/L. Bis(2-ethyhexyl)phthalate was not detected in the most recent groundwater sample collected from this well.

VRI-1 AND VRI-2

Shallow monitoring wells VRI-1 and VRI-2 were installed west of the western Facility fenceline and northwest of Building RV-33, to investigate groundwater to the west of

Building RV-33 and west of wells GT-6 (destroyed) and GT-13. These wells also provide water level data to better define groundwater flow in the northwestern portion of the Site.

As noted in Section 5.1, during installation of VRI-1 an elevated PID vapor reading was noted at 55 to 57 feet bgs. A soil sample was, therefore, collected and submitted for analyses of VOCs, SVOCs, PCBs, total phenolics, and TPH. Analytical data revealed an elevated concentration of total xylenes at 14,000 μg/kg.

Monitoring well VRI-1 was installed at approximately 70 feet bgs. Groundwater sampled from this monitoring well had reported concentrations of total xylenes (670 μg/L) above the respective NYSDEC Class GA criteria of 5 μg/L. Iron at 336 μg/L, dieldrin at 0.0051 J μg/L, and endrin at 0.026 J μg/L were also reported at concentrations above NYSDEC Class GA criteria of 300 μg/L, 0.004 μg/L, and non-detectable (i.e., ND at respective MDL), respectively.

With the exception of total xylene, no other VOC compounds were detected in the sample from VRI-1. Naphthalene at 2.7 J μg/L was the only SVOC compound reported in the sample from VRI-1. Dieldrin and endrin were the only pesticide compounds detected in the sample from VRI-1. A detection of 6.8 μg/L TPH was detected, however, there is no associated NYSDEC Class GA criteria for TPH. Several metals were detected in the sample from VRI-1, however, all concentrations were below associated criteria.

The groundwater sample collected from monitoring well VRI-2 had no detectable concentrations of VOCs, SVOCs, PCBs, pesticides, total phenolics, or total cyanide. However, thallium detected at a concentration of 11 μg/L, was above the NYSDEC Class GA criterion of 0.5 μg/L. Several other metals were detected at concentrations below respective criteria.

VRI-3, VRI-4, GT-14, AND GT-15

Shallow monitoring wells VRI-3 and VRI-4 were installed between existing wells GT-14 and GT-15 to investigate groundwater quality downgradient of the RV-33 north tank farm area.

With the exception of trichloroethene (4.3 μg/L) detected at existing monitoring well GT-15, VOCs, SVOCs, PCBs, pesticides, total cyanide, total phenolics, and TPH were not detected in the samples from the newly installed monitoring wells VRI-3 and VRI-4, and existing wells GT-14 and GT-15.

Several metals were detected in all four groundwater samples. However, only concentrations of iron ranging between 1,470 and 5,990 µg/L in VRI-3, VRI-4, and GT-15; manganese at 384 µg/L in VRI-4; and sodium at 24,600 µg/L in GT-15 were detected above the respective NYSDEC Class GA criteria of 300 µg/L, 300 µg/L, and 20,000 µg/L.

Groundwater samples previously collected from GT-14 in September 1992 had concentrations of phenol (32 µg/L), lead (26.3 µg/L), iron (45,400 J µg/L), magnesium (37,200 µg/L), and manganese (1,510 µg/L) above respective NYSDEC Class GA criteria. Concentrations of trichloroethene (9 J µg/L), iron (4,820 J/2,500 J µg/L), and sodium (22,900/28,800 µg/L) were also previously reported above criteria in September 1992 sample collected from monitoring well GT-15.

VRI-6 AND VRI-7

VRI-6 and VRI-7 were installed in the northeastern portion of the Facility to investigate potential groundwater impacts from the RV-14 varnish room dry well/leach field, RV-14 former Superior Boiler oil storage tanks, and RV-14/15 boiler dry well. VRI-6 is located immediately north of Building 13, while VRI-7 is located southeast of Building 13.

Concentrations of iron in VRI-6 (6,640 µg/L) and sodium in both VRI-6 and VRI-7 (77,600 and 192,000 µg/L), exceed the associated NYSDEC Class GA criteria of 300 µg/L and 20,000 µg/L, respectively. Several other metals were detected in both monitoring wells, but all at concentrations below respective criteria. Carbon tetrachloride (2.1 µg/L), chloroform (2.2 µg/L), trichloroethene (1.5 µg/L), bis(2-chloroethyl)ether (0.70 J µg/L), total phenolics (0.011 µg/L), and TPH (0.40 J µg/L) were detected in the sample from VRI-6; and 1,1,1-trichlorethane (1.3 µg/L) in VRI-7. All of these reported concentrations are below their respective NYSDEC Class GA criteria.

GT-1 AND GT-2/GT-2R

Monitoring wells GT-1 and GT-2 were installed in 1987 and are located to the south and north of the former RCRA Storage Tank locations, south of Buildings RV-37 and RV-33 (OBG, 1998). Due to damage to monitoring well GT-2, the well was abandoned in October 2001, as described in Section 2.2.2. A new replacement well was installed immediately adjacent to the old location and designated GT-2R.

Recent monitoring of monitoring wells GT-1 and GT-2R reveal no detectable concentrations of VOCs, SVOCs, total cyanide, total phenolics, or TPH. Pesticides 4,4'-DDE (0.0055 J/0.0097 J µg/L) in GT-1 and alpha-BHC (0.0089 J µg/L) in GT-2R were

detected below NYSDEC criteria of 0.2 μg/L and 0.1 μg/L, respectively. Parameters detected at concentrations above the NYSDEC Class GA criteria include sodium (100,000/105,000 μg/L) and PCBs (2.5/3.7 μg/L) at GT-1; and iron (12,500 μg/L), manganese (481 μg/L), and sodium (308,000 μg/L) in GT-2R.

Groundwater samples were previously collected from these locations in April 1987 to evaluate the impact of a 1987 spill next to the former RCRA Storage Tank by GTI (OBG, 1998). Previous groundwater results for GT-1 indicated concentrations of benzene (1,200 μg/L), toluene (350 μg/L), ethylbenzene (160,000 μg/L), and total xylenes (1,130 μg/L) above respective criteria of 1 μg/L for benzene and 5 μg/L for the other compounds (OBG, 1998).

Additional groundwater monitoring of GT-1 between May 1987 and December 1994, revealed concentrations of methylene chloride (81 to 85 μg/L), toluene (10 μg/L), total xylenes (190 to 340 μg/L), benzene (31 to 530 μg/L), ethylbenzene (27 μg/L), phenol (2 to 27 μg/L), iron (8,970 J μg/L), manganese (405 μg/L), and sodium (120,000 μg/L) above the associated NYSDEC Class GA criteria.

Groundwater monitoring of GT-2 between May 1987 and September 1988 indicated the absence of organic compounds during four monitoring events. Toluene and total xylenes were detected at 3 μg/L and 4 μg/L during two previous monitoring events, below the NYSDEC Class GA criterion of 5 μg/L. Tetrachlorobenzene was detected at 2 μg/L in one previous monitoring event, however, no NYDSEC criterion exists for this compound. Lead was detected at a concentration of 42 μg/L in September 1998 during an NYSDEC monitoring event which is above the associated NYSDEC Class GA criterion of 25 μg/L.

GT-9 AND GT-13

Monitoring Well GT-9 was installed in 1987 northwest of Building RV-33, while well GT-13 was installed in 1992 west of Building RV-33.

Total xylenes (8.2 μg/L), dieldrin (0.0056 J μg/L), and antimony (4.4 μg/L) were detected in the 2001 sample collected from well GT-9 at concentrations above the respective NYSDEC Class GA criteria of 5 μg/L, 0.004 μg/L, and 3 μg/L. 4,4'-DDE was detected at a concentration of 0.0052 J μg/L in GT-9, below NYSDEC criteria of 0.2 μg/L. As well, TPH at a concentration of 0.36 J μg/L was detected at GT-9, however, no NYSDEC criteria exists for this parameter. Benzene (1.1 μg/L), manganese (839 μg/L), and sodium (277,000 μg/L), were detected above the respective NYSDEC Class GA criteria of 1 μg/L, 300 μg/L, and 20,000 μg/L in the sample from GT-13. With the

exception of TPH detected at a concentration of 0.36 J µg/L, no other VOCs, SVOCs, PCBs, pesticides, total cyanide, or total phenolics were detected in the sample collected from GT-13.

Groundwater monitoring at well GT-9 was performed during various groundwater monitoring events from May 1987 through September 1992. Concentrations of benzene (141 µg/L and 170 µg/L), total xylenes (93 and 36 µg/L), bis(2-ethylhexyl)phthalate (230 µg/L and 420 µg/L), phenol (5 µg/L), beryllium (4 µg/L), and lead (57 µg/L) exceeded NYSDEC criteria during 1988 and 1992 monitoring of GT-9.

In September 1993, groundwater monitoring of both monitoring wells was performed to assess the potential impact of a June 1992 wash solvent spill on groundwater quality in the area. Compounds exceeding respective NYSDEC Class GA criteria in groundwater from GT-9 and GT-13 during September 1992 sampling and subsequent events in September 1993 and December 1994, included 1,2,4-trimethylbenzene (1,540 µg/L to 2,590 µg/L), 1,3,5-trimethylbenzene (1,690 µg/L to 2,880 µg/L), isopropylbenzene (29.9 µg/L to 146 µg/L), ethylbenzene (23.3 µg/L), n-propylbenzene (37.7 µg/L to 225 µg/L), total xylene (115 µg/L to 1,040 µg/L), 4-nitroaniline (1,300 E µg/L), 2,4-dimethylphenol (2 J µg/L), naphthalene (12 µg/L), iron (16,800 J µg/L), manganese (672 µg/L), mercury (2 J µg/L), and sodium (47,600 µg/L).

SMW-1 AND SMW-2

Monitoring wells SMW-1 and SMW-2 are located east and west of Building RV-42, respectively. These wells were installed and monitored by Smith & Mahoney, P.C. in September 1991, as part of an Environmental Assessment Update of Building RV-42 (OBG, 1998). All VOC, SVOC, and total cyanide concentrations were non-detectable. Xylenes were not analyzed during this monitoring event. Slight concentrations of sulfide were detected.

No VOCs, SVOCs, PCBs, TPH, total phenolics, or total cyanide were detected in the samples collected from wells SMW-1 and SMW-2 in October 2001. However, concentrations of metals including chromium (133 µg/L) and iron (1,640 µg/L) at SWM-2; and sodium (94,100 µg/L and 55,400 µg/L) at both SMW-1 and SMW-2, exceeded NYSDEC Class GA criteria of 50 µg/L, 300 µg/L, and 20,000 µg/L, respectively.

REMAINING ON-SITE MONITORING WELLS

The remaining existing monitoring wells (i.e., GT-3, GT-4, GT-5, GT-7, GT-10, GT-12, and GT-16) are located throughout the Facility. These existing monitoring wells were

installed between 1987 and 1992 by GTI, and have been monitored during various previous subsurface assessment programs.

Groundwater monitoring of each location in October 2001 indicated all VOC, SVOC, PCB, phenolics, total cyanide, and TPH analyte concentrations to be either non-detect or below associated NYSDEC Class GA groundwater criteria for all analytes in all wells, with the exception of GT-7. In the sample collected from GT-7, benzene (46 μg/L), ethylbenzene (82 μg/L), toluene (5.2 μg/L), total xylenes (350 μg/L), 2-methylphenol (1.3 J μg/L), and naphthalene (75 μg/L) exceeded the NYSDEC Class GA criteria for these respective compounds of 1 μg/L, 5 μg/L, 5 μg/L, 5 μg/L, 1 μg/L, and 10 μg/L. Several pesticides were detected at GT-7 below NYSDEC criteria including 4,4'-DDD (0.010 J μg/L), endosulfan II (0.017 J μg/L), gamma-BHC (0.018 J μg/L), and heptachlor epoxide (0.0034 J μg/L).

Several metals were detected at each monitoring location, however, only the following parameters were detected at concentrations above the NYSDEC Class GA criteria:

- Iron and sodium detected at GT-3 and GT-4 at concentrations ranging from 302 μg/L to 58,300 μg/L;
- Antimony and sodium detected at GT-5 at concentrations of 4.7 μg/L and 56,800 μg/L, respectively;
- Iron, manganese, and sodium detected at GT-7 at a concentrations of 5,170 μg/L, 2,920 μg/L, and 114,000 μg/L;
- Iron detected at GT-10 at a concentration of 1,060 μg/L;
- Iron and sodium detected at GT-12 at concentrations of 327 μg/L and 31,700 μg/L; and
- Chromium, iron, and sodium detected at GT-16 at a concentrations of 99.6 μg/L, 1,300 μg/L, 58,900 μg/L.

Based on the analytical data summarized in Appendix E, NYSDEC criteria have previously been exceeded in monitoring wells GT-3, GT-4, GT-5, GT-7, GT-10, GT-12, and GT-16, for the following compounds:

- At GT-3 concentrations of antimony (26.1 B μg/L), arsenic (30 μg/L), beryllium (7 μg/L), chromium (51.4 to 145 μg/L), iron (94,100 J μg/L), lead (57.3 to 134 μg/L), magnesium (49,100 μg/L), manganese (3,260 μg/L) and sodium (95,900 μg/L) in 1988 and 1992;

- At GT-4 concentrations of iron (39,600 J µg/L), manganese (1,440 µg/L) and sodium (164,000 µg/L) in 1992;
- At GT-5 concentrations of iron (1,710 µg/L) and sodium (53,500 µg/L) in 1992;
- at GT-7 concentrations of iron (614 J µg/L), lead (34 µg/L), and sodium (37,900 µg/L) for 1988 and 1992;
- At GT-10 concentrations of iron (1,210 µg/L) in 1992;
- At GT-12 concentrations of iron (67,500 J µg/L), lead (35.8 µg/L), manganese (2,020 µg/L), and sodium (114,000 µg/L) in 1992; and
- At GT-16 concentrations of trichloroethene (21.7 to 28 µg/L), iron (2,550 J to 3,040 J µg/L), and sodium (35,600 to 36,400 µg/L) in 1992.

DEEP MONITORING WELL VRI-5

Deep monitoring well VRI-5 was installed adjacent to the existing well GT-15 to further evaluate the deeper hydrogeology of the VRI Riverview Facility and its relationship with the groundwater on the GE Power Systems Main Site. This deep well will also be used to evaluate vertical hydraulic gradients and deeper overburden groundwater quality.

Only metals concentrations exceeded associated NYSDEC Class GA criteria in the groundwater sample collected from deep monitoring well VRI-5. Concentrations of arsenic (54.1 µg/L), barium (1,110 µg/L), chromium (112 µg/L), copper (202 µg/L), lead (57.3 µg/L), nickel (110 µg/L), sodium (29,200 µg/L) exceeded respective criteria of 25 µg/L, 1,000 µg/L, 50 µg/L, 200 µg/L, 25 µg/L, 100 µg/L, and 20,000 µg/L, respectively. Concentrations of iron (130,000 µg/L), magnesium (114,000 µg/L), and manganese (3,270 µg/L) exceeded the NYSDEC Class GA criteria of 300 µg/L, 35,000 µg/L, and 300 µg/L, respectively.

No SVOC, PCB, pesticides, total cyanide, total phenolics, or VOCs, with the exception of acetone (38 J µg/L), chloroform (0.56 J µg/L), toluene (0.25 J µg/L), and TPH (1.7 µg/L) were detected in the sample collected from deep monitoring well VRI-5.

5.2.1 GROUNDWATER CHEMISTRY SUMMARY

The following trends were identified through review of the groundwater analytical data generated during recent remedial investigations at the site:

- Background groundwater samples collected from monitoring wells GT-8 and VRI-8 had concentrations of trichloroethene and sodium in VRI-8 and iron and manganese in GT-8, above associated NYSDEC criteria. All other compound concentrations were below associated Class GA criteria;
- Groundwater west of the Facility and northwest of Building RV-33 (monitoring well VRI-1), contained elevated total xylenes concentrations, consistent with the results for the soil sampled during installation of monitoring well VRI-1. In addition, iron and the pesticide endrin were also detected at concentrations exceeding NYSDEC Class GA criteria at VRI-1. No VOCs, SVOCs, PCBs, pesticides, phenolics, or cyanide were detected in the sample collected from VRI-2, however, thallium was detected at a concentration above the Class GA criterion;
- Groundwater downgradient of the RV-33 north tank farm area (i.e., SWMU #18) was investigated through samples collected from VRI-3, VRI-4, GT-14, and GT-15. All VOC, SVOC, PCB, pesticides, total cyanide, total phenolics, and TPH compounds were non-detectable or below NYSDEC Class GA criteria. Concentrations of iron (VRI-3, VRI-4, GT-5), manganese (VRI-4), and sodium (GT-15) were detected above NYSDEC criteria;
- Potential impact on groundwater northeast of the Facility in the RV-14 area (i.e., SWMU #6) was investigated through groundwater sampled from wells VRI-6 and VRI-7. Only sodium in both wells, and iron in VRI-6 only, exceeded associated criteria. No other target analytes were detected at concentrations above NYSDEC Class GA criteria;
- Monitoring wells GT-1 and GT-2R were sampled to monitor the effects of the RCRA Storage Tank locations, south of Buildings RV-37 and RV-33 (i.e., SWMU #19). No detectable concentrations of VOCs, SVOCs, pesticides, total cyanide, total phenolics, or TPH were reported. However, concentrations of sodium in both monitoring wells, PCBs at GT-1, manganese and iron at GT-2R exceeded NYSDEC criteria;
- Historical monitoring of GT-9 and GT-13 was performed to assess the impact of a June 1992 wash water spill on groundwater. Recent monitoring of these two wells indicated concentrations of total xylene, dieldrin, antimony above NYSDEC Class GA criteria at monitoring well GT-9; and benzene, manganese, and sodium above criteria at GT-13; and
- All analyte concentrations, with the exception of some metal analytes, at monitoring wells SMW-1, SMW-2, GT-3, GT-4, GT-7, GT-10, GT-12, and GT-16, located throughout the Facility were below NYSDEC Class GA criteria, with some exceptions noted at GT-7. Concentrations of benzene, ethylbenzene, toluene, total xylene, 2-methylphenol, and naphthalene were detected above the respective Class GA criteria at GT-7. Metals concentrations exceeding criteria at various wells

included chromium, antimony, and manganese at GT-16 and SMW-2, GT-5, and GT-7 and GT-8 respectively. Iron and sodium concentrations exceeded criteria at several monitoring locations.

6.0 CONCLUSIONS AND RECOMMENDATIONS

Based on evaluation of the data collected during the remedial investigation field activities, the following conclusions are presented:

- Groundwater flow in the overburden is generally to the northeast and this general pattern is consistent with historical groundwater flow patterns;
- A groundwater mound was identified in the northeast part of the Facility (centered at VRI-7 at 290 feet AMSL) and will be confirmed in future activities;
- The horizontal hydraulic gradient ranges from 0.01 to 0.03 (exclusive of the groundwater mound) and is generally consistent with historical gradients;
- A downward vertical hydraulic gradient was determined on the order of 0.56 ft/ft based on a newly installed deep aquifer well (i.e., VRI-5);
- The hydraulic conductivity values obtained from hydraulic testing of the VRI wells are slightly higher (8.31×10^{-3} cm/sec to 1.19×10^{-2} cm/sec) than historical values (1.6×10^{-3} cm/sec);
- No hillside seeps were identified during the RI field activities. The hillside will be inspected again during future field activities;
- Soil samples collected from the areas of SWMU #6, SWMU #19, and SWMU #18 were below NYSDEC TAGM criteria for all analytes;
- Soil samples collected from the areas of SWMU #8 (58 to 60 feet bgs) and SWMU #25 (0 to 4 feet bgs) contained PAHs above NYSDEC TAGM criteria;
- Background monitoring locations VRI-8 contained concentrations of trichloroethene and sodium above NYSDEC Class GA groundwater criteria. Iron and manganese exceeded criteria at GT-8;
- VOCs were detected at concentrations above NYSDEC Class GA groundwater criteria primarily in the northeastern (i.e., GT-7) and western (i.e., GT-9, GT-13, and VRI-1) corners of the Facility;
- No VOCs or SVOCs were detected at concentrations above NYSDEC Class GA groundwater criteria in the deeper well (VRI-5);

Based on evaluation of the data collected, the following recommendations are presented:

- Conduct additional groundwater level monitoring and sampling (Round 2) of all existing and newly installed monitoring wells in accordance with the RI/FS Work Plan;
- Complete hydraulic conductivity testing of remaining GT monitoring wells;

- Conduct monthly groundwater level monitoring for a period of 3 months to evaluate isolated groundwater mound in the northeast portion of the Facility;
- Add 1,2,3-trichloropropane, 1,2,4-trimethylbenzene and 1,3,5-trimethylbenzene to VOC analysis list, and isopropyl benzene and n-propylbenzene to SVOC analysis list for Round 2 groundwater monitoring at monitoring wells GT-9, GT-13, GT-14, VRI-1, VRI-2, and VRI-3;
- Work with VRI to identify potential sources of contaminants in the northwestern (i.e., GT-9, GT-13, and VRI-1) and northeastern portions of the Facility (GT-7), and the potential current source of the local groundwater mound in the northeastern corner of the Facility; and
- Evaluate and implement, as necessary, additional field activities to investigate potential sources of contamination at the Facility prior to submission of the RI/FS.

7.0 REFERENCES

1. Conestoga-Rovers & Associates, July 2001. "Remedial Investigation/Feasibility Study Work Plan".
2. Conestoga-Rovers & Associates, July 2001. "Remedial Investigation/Feasibility Study Sampling and Analysis Plan".
3. O'Brien & Gere Engineers, Inc., July 1998 (OBG, 1998). "Summary Report, Riverview Facility, Schenectady, New York".
4. New York State Department of Environmental Conservation, January 24, 1994. "Technical and Administrative Guidance Memorandum #4046: Division Technical and Administrative Guidance Memorandum: Determination of Soil Cleanup Objectives and Cleanup Levels".
5. New York State Department of Environmental Conservation, June 1998. "Memorandum: Division of Water Technical and Operational Guidance Series (1.1.1), Ambient Water Quality Standards and Guidance Values and Groundwater Effluent Limitations".

FIGURES

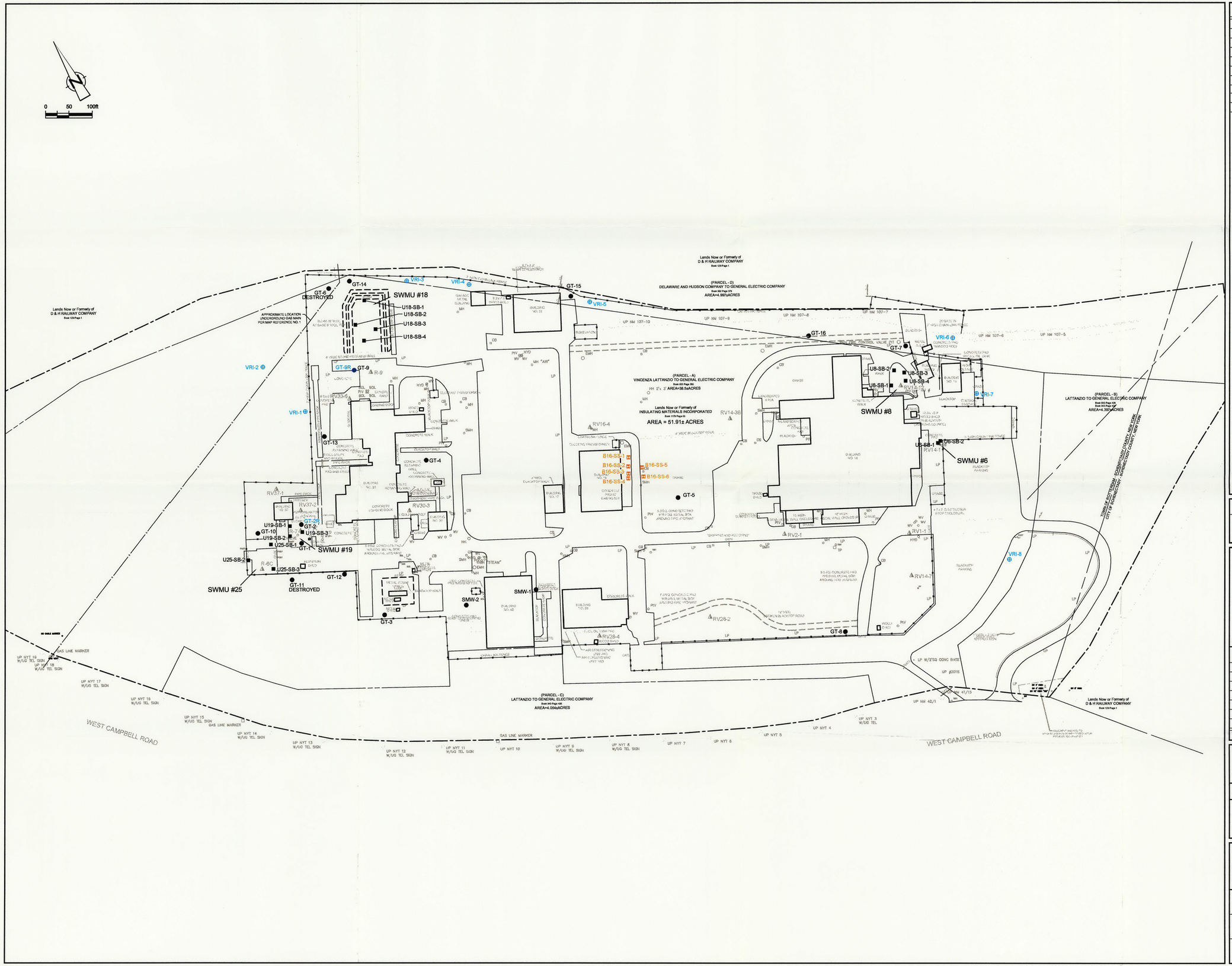

NΩ	Revision	Date	Initial

LEGEND

● GT-12	EXISTING GROUND WATER MONITORING WELL
▲ RV14-1	ABANDONED SOIL VAPOR EXTRACTION WELL
■ U8-SB-1	SOIL BORING LOCATION
⊕ VR1-1	2001 GROUNDWATER MONITORING WELL
⊠ B16-SS-1	SURFACE SOIL SAMPLE LOCATION
SMH ○	MANHOLE
CB □	CATCH BASIN
———	PROPERTY BOUNDARY LINE
—•—•—	CHAIN LINK FENCE

SCALE VERIFICATION

THIS BAR MEASURES 1" ON ORIGINAL. ADJUST SCALE ACCORDINGLY.

Approved

DRAWING STATUS

Status	Date	Initial

VRI-RIVERVIEW FACILITY
Schenectady, New York

SITE MAP

CONESTOGA-ROVERS & ASSOCIATES

Source Reference:

Project Manager:	Reviewed By:	Date:	
J.K.P.		MARCH 2002	
Scale: 1"=100'	Project Nº: 18631-50	Report Nº: 005	Drawing Nº: PLATE 1

18631-50(005)GN-WA009 MAR 27/2002

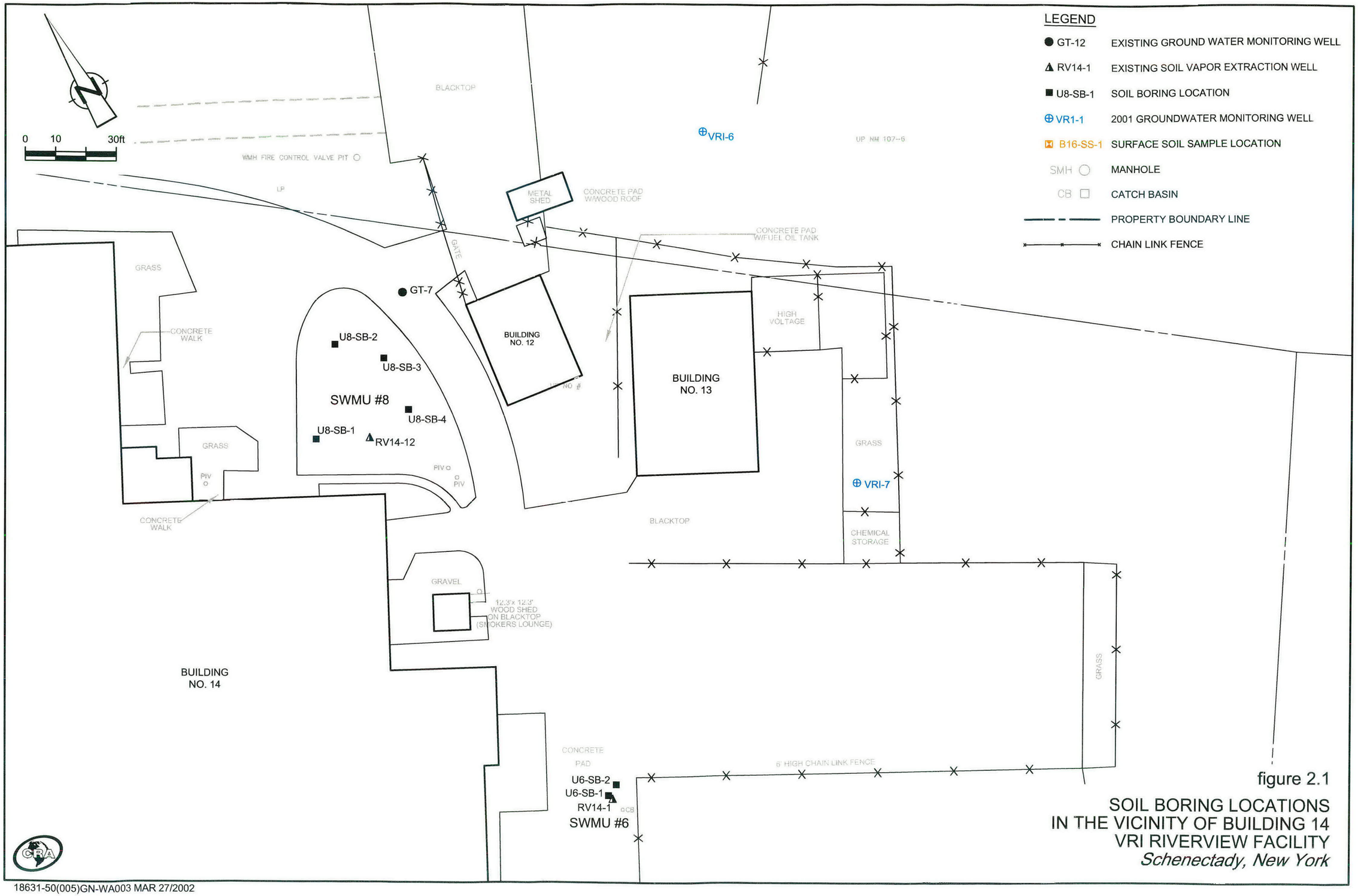

18631-50(005)GN-WA003 MAR 27/2002

figure 2.1

SOIL BORING LOCATIONS
IN THE VICINITY OF BUILDING 14
VRI RIVERVIEW FACILITY
Schenectady, New York

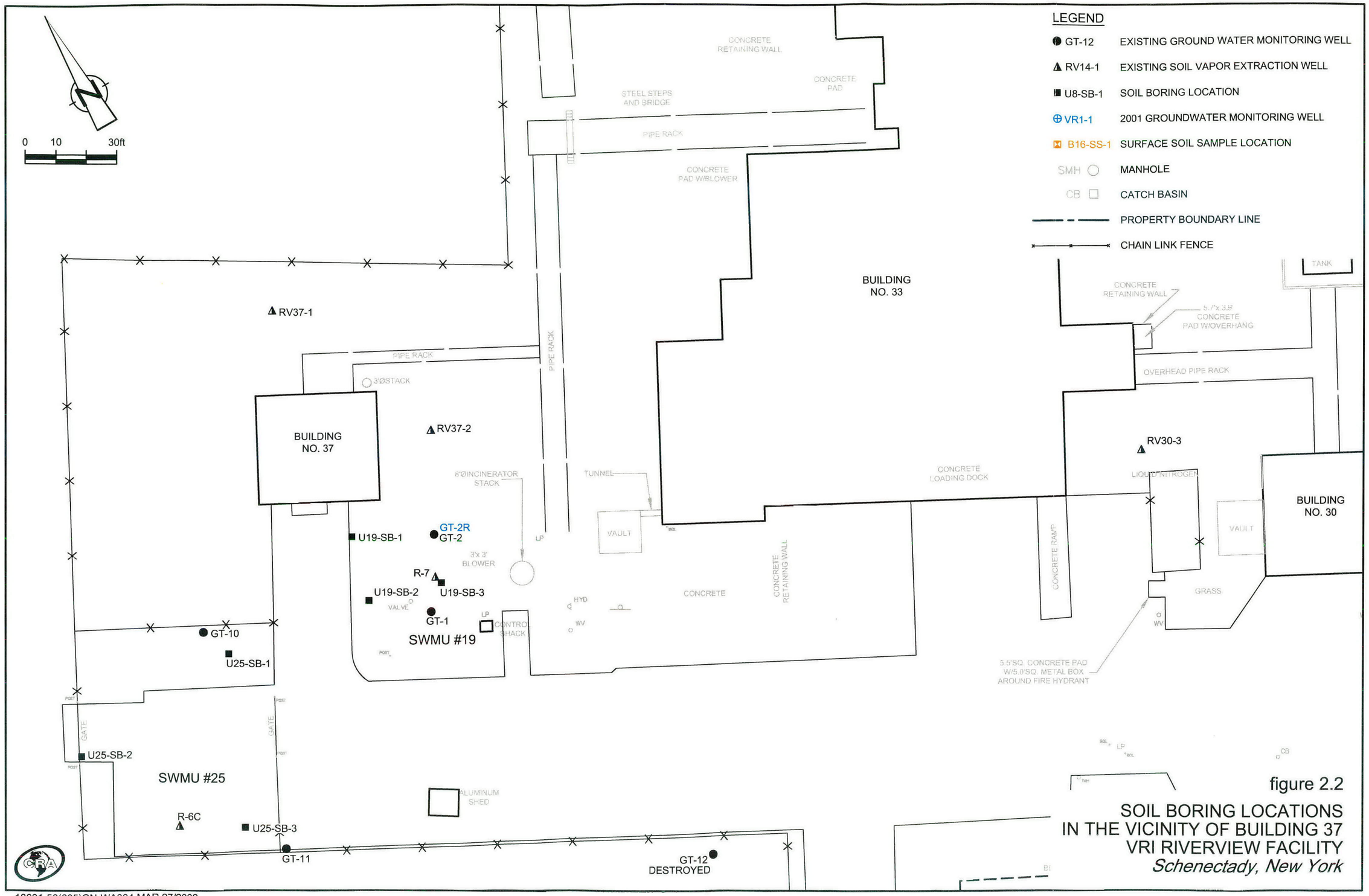

figure 2.2

SOIL BORING LOCATIONS
IN THE VICINITY OF BUILDING 37
VRI RIVERVIEW FACILITY
Schenectady, New York

18631-50(005)GN-WA004 MAR 27/2002

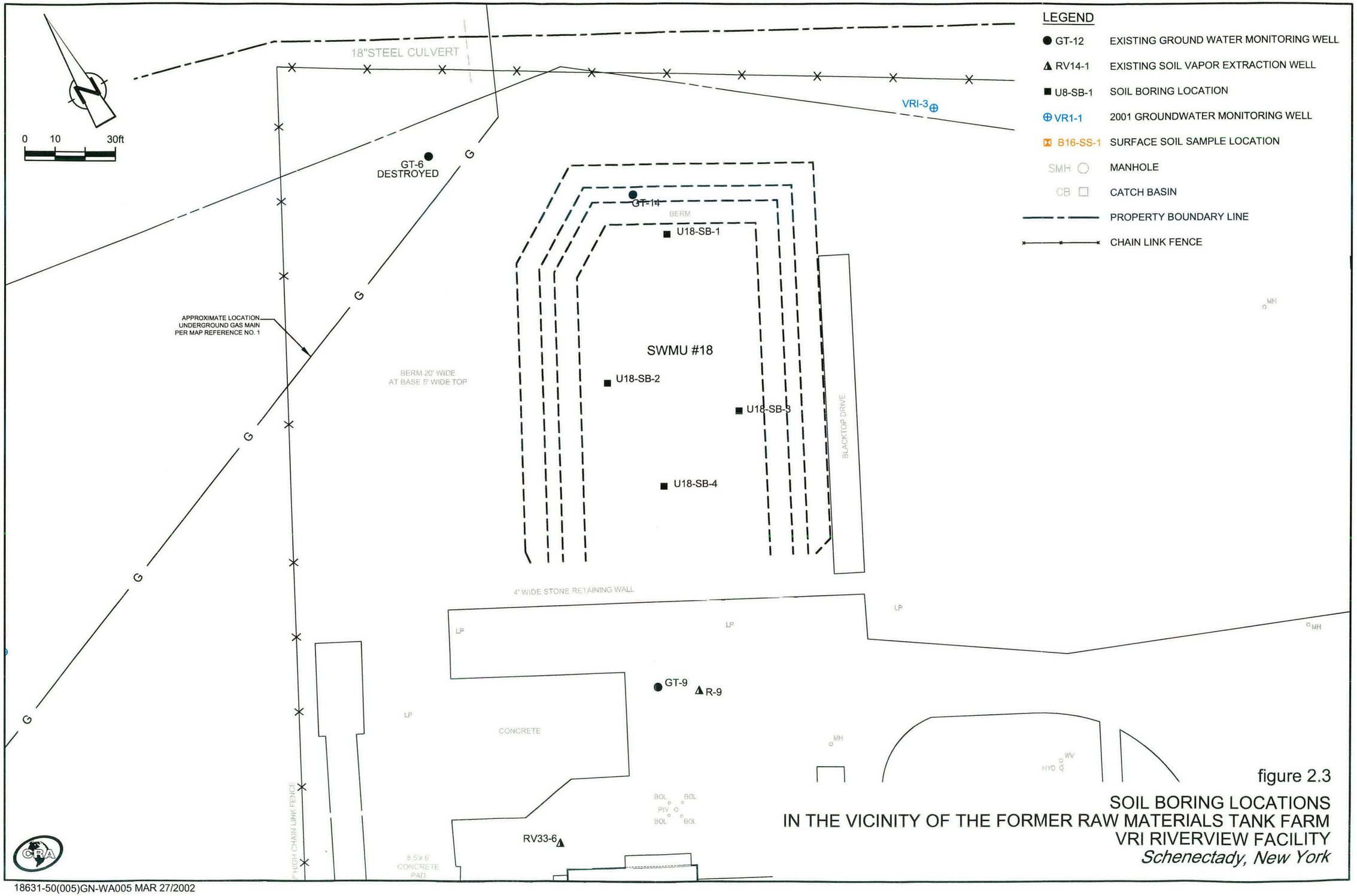

figure 2.3

SOIL BORING LOCATIONS
IN THE VICINITY OF THE FORMER RAW MATERIALS TANK FARM
VRI RIVERVIEW FACILITY
Schenectady, New York

18631-50(005)GN-WA005 MAR 27/2002

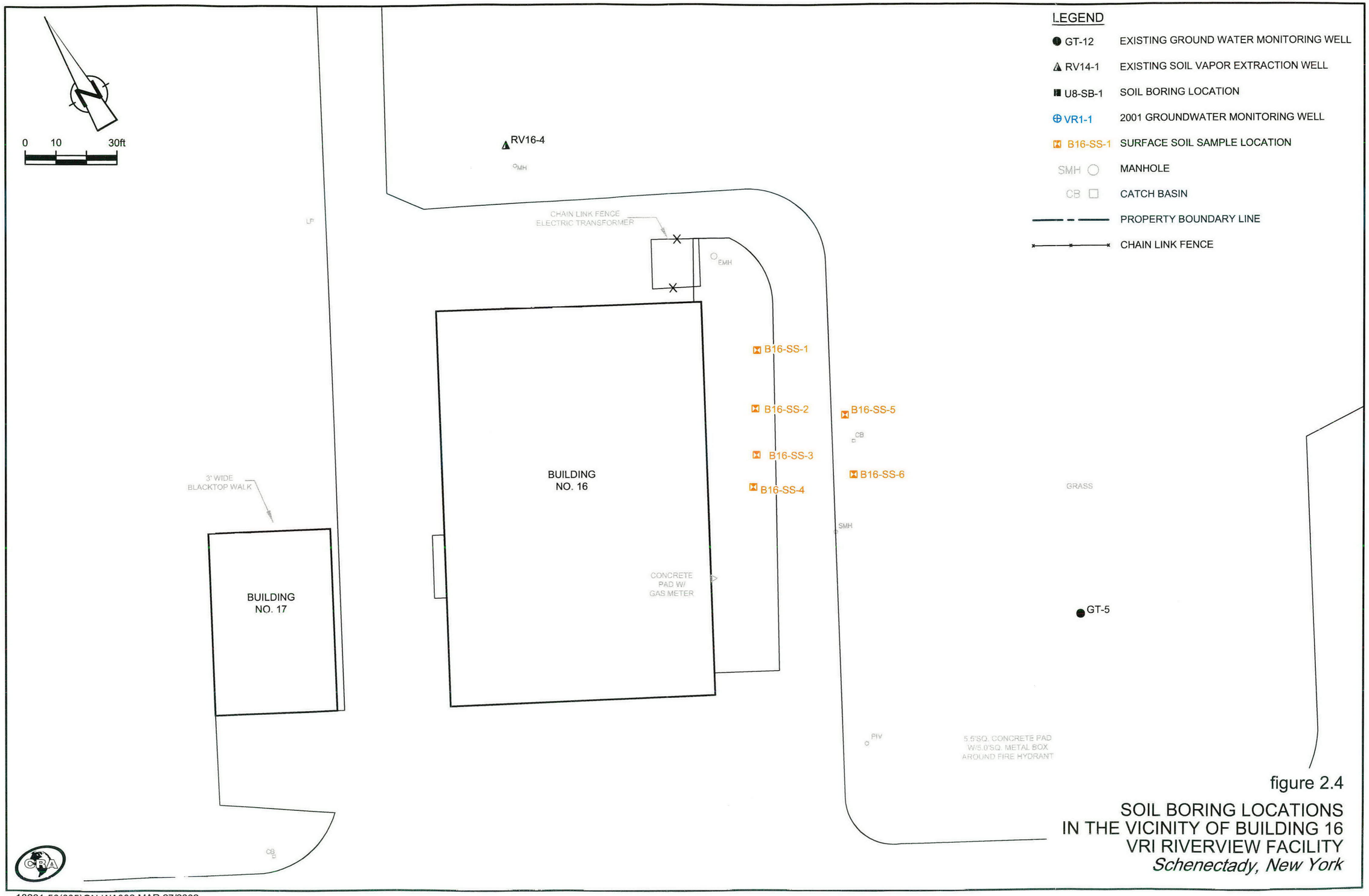

figure 2.4

SOIL BORING LOCATIONS
IN THE VICINITY OF BUILDING 16
VRI RIVERVIEW FACILITY
Schenectady, New York

18631-50(005)GN-WA006 MAR 27/2002

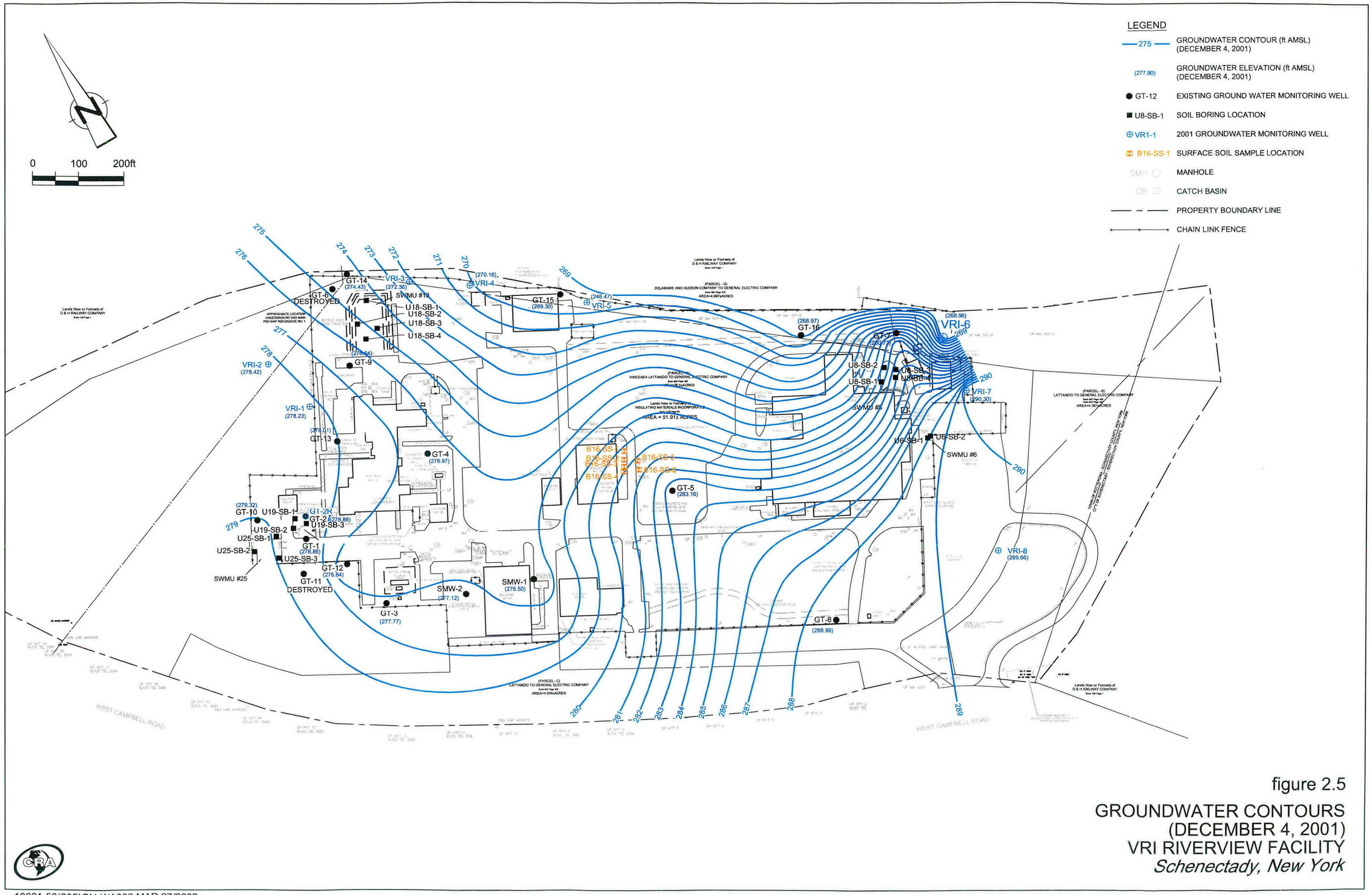

figure 2.5

GROUNDWATER CONTOURS
(DECEMBER 4, 2001)
VRI RIVERVIEW FACILITY
Schenectady, New York

18631-50(005)GN-WA002 MAR 27/2002

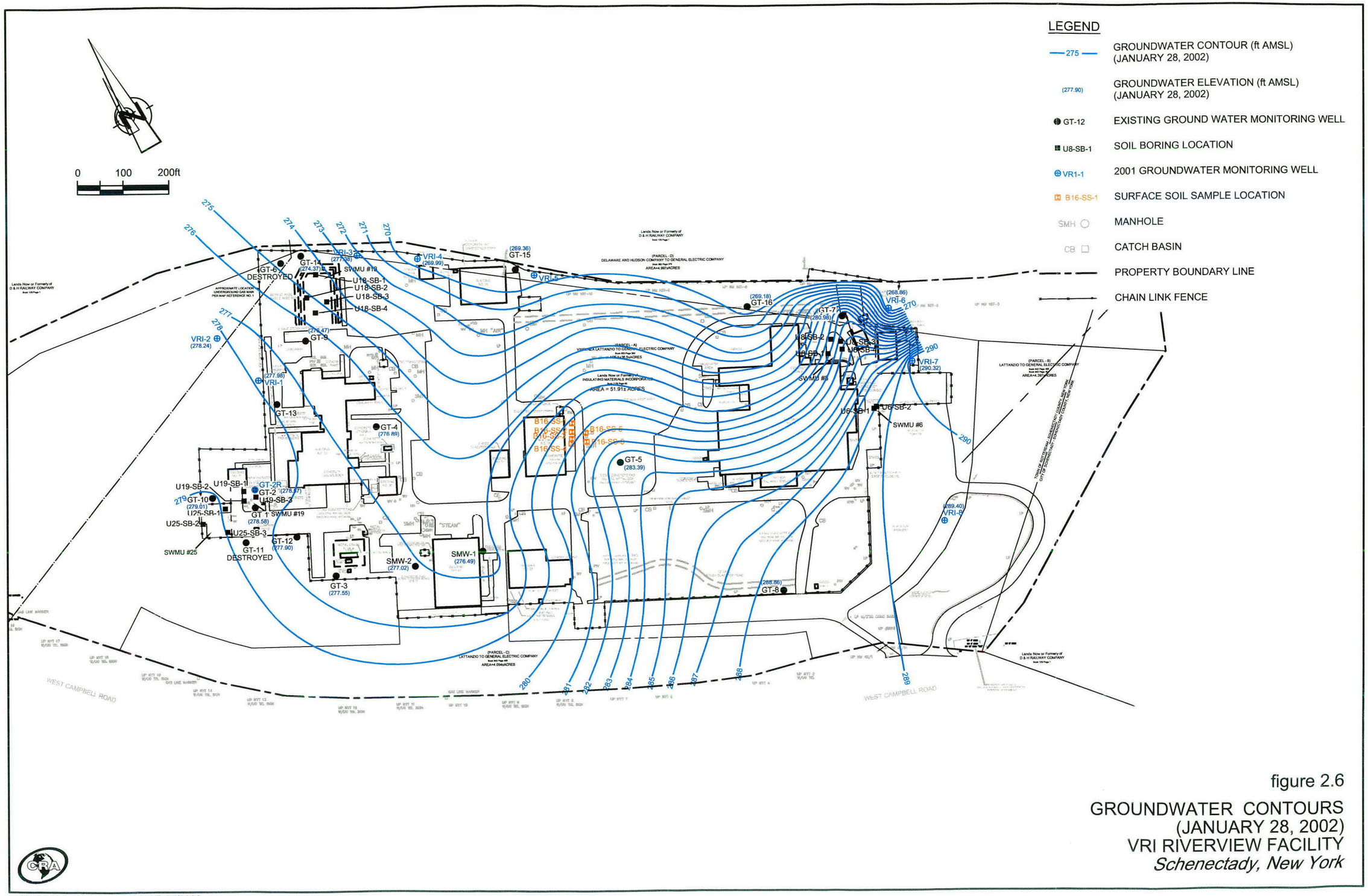

figure 2.6

GROUNDWATER CONTOURS
(JANUARY 28, 2002)
VRI RIVERVIEW FACILITY
Schenectady, New York

18631-50(005)GN-WA001 MAR 27/2002

TABLES

TABLE 1.1

CHRONOLOGY OF PREVIOUS SITE INVESTIGATIONS
RI/FS DATA SUMMARY REPORT
VON ROLLS ISOLA USA, INC. FACILITY
SCHENECTADY, NEW YORK

Date	*Company*	*Description of Activities*	*Reason for Activities*
On-Site Investigations			
April/May 1987	Groundwater Technology, Inc.	Collection of groundwater samples from GT-1 and GT-2.	Component of investigation to determine whether a 1987 spill near the former RCRA Storage Tank impacted groundwater.
August 1987	Groundwater Technology, Inc.	Collection of two rounds of groundwater samples from GT-1 through GT-9.	Component of subsurface investigation to assess areas of concern throughout the Site.
February 1988	Groundwater Technology, Inc.	Collection of groundwater samples from monitoring wells GT-1, GT-2, GT-10, GT-11 and GT-12.	Samples were collected as part of an additional subsurface investigation requested by NYSDEC.
September 1988	Groundwater Technology, Inc.	Collection of groundwater samples from monitoring wells GT-2, GT-3, GT-7, GT-8, GT-9, and GT-11.	Samples were collected as part of an additional subsurface investigation requested by NYSDEC. NYSDEC collected split samples.
September 1991	Smith & Mahoney, P.C.	Installation of monitoring wells SMW-1 and SMW-2 and collection of groundwater samples.	Component of Environmental Assessment Update of Building RV-42 Warehouse.
September 1992	Groundwater Technology, Inc.	Collection of groundwater samples from monitoring wells GT-1, GT-3 through GT-10, and GT-12 through GT-16.	Samples were collected as part of an additional subsurface assessment program requested by NYSDEC. NYSDEC collected split samples.
September 1993	Rust Environment & Infrastructure, Inc.	Collection of groundwater samples from monitoring wells GT-9 and GT-13.	Collected to evaluate the impact of a June 1992 IMI wash solvent spill on groundwater quality.
December 1, 1994	Wagner, Heindel and Noyes, Inc.	Collection of groundwater samples from GT-1, GT-4, GT-5, GT-7, GT-9, GT-10, GT-12, GT-13, GT-14, GT-15, and GT-16.	Sample collection completed as a component of a real estate transaction investigation.

TABLE 1.1

CHRONOLOGY OF PREVIOUS SITE INVESTIGATIONS
RI/FS DATA SUMMARY REPORT
VON ROLLS ISOLA USA, INC. FACILITY
SCHENECTADY, NEW YORK

Date	*Company*	*Description of Activities*	*Reason for Activities*
Off-Site Investigations			
August/January 1986	Woodward-Clyde Consultants	Collections of groundwater samples from GE-11.	Component of 1989 Field Investigation, sample submitted for priority pollutant organic analyses.
Twelve sampling events between March 1983 and December 1997	Dames & Moore	Collection of groundwater samples from GE-30 and GE-31.	Routine monitoring.

TABLE 2.1

CHRONOLOGY OF SEPTEMBER 2001 - JANUARY 2002 FIELD ACTIVITIES
RI/FS DATA SUMMARY REPORT
VON ROLLS ISOLA USA, INC. FACILITY
SCHENECTADY, NEW YORK

Date	*Description of Activities*
September 17, 2001	• established and set-up Decontamination Area • collected complete round of water levels for all existing on-Site monitoring wells • inspected existing monitoring wells GT-2 and GT-3
September 18, 2001	• abandoned vapor extraction wells RV1-1, RV2-1, RV28-2, RV28-4, R-6C, R-7, RV37-2, RV30-3, R-9, RV16-4, RV14-3B, RV11-12 • abandoned monitoring wells GT-2 and GT-6 • attempted to locate vapor extraction wells RV14-1, RV33-6, RV37-1, and monitoring well GT-11
Septmber 19 and 20, 2001	• redeveloped all existing on-Site monitoring wells (i.e., GT wells) and collected field measurement data
September 21, 2001	• drilled replacement monitoring well GT-2R to a depth of 68 ft bgs • removed sand berm surrounding area U18 to access borehole locations
September 24 to October 9, 2001	• completed soil boring and sampling program in areas U6, U8, U18, U19, and U25
October 2, 2001	• completed surface soil sample collection in area B16
October 1 to October 15, 2001	• completed groundwater monitoring well installation program (i.e., VRI-1 to VRI-8)
October 15, 2001	• collected full round of water levels from all newly installed (except VRI-5) and existing monitoring wells
October 16 to 18, 2001	• completed groundwater sampling program of all existing and newly installed monitoring wells (with the exception of VRI-5)
October 22 to 25, 2001	• installed deep monitoring well VRI-5 to a depth of 117 ft bgs
November 29, 2001	• purged and sampled newly installed groundwater monitoring well VRI-5
December 4, 2001	• collected full round of water levels from all newly installed and existing monitoring wells
January 28, 2002	• collected full round of groundwater levels from all GT and VRI wells

TABLE 2.2

BOREHOLE AND MONITORING WELL COMPLETION DETAILS
RI/FS DATA SUMMARY REPORT
VON ROLLS ISOLA USA, INC. FACILITY
SCHENECTADY, NEW YORK

Boring Location I.D.	*Depth (ft)*	*Completion Date (mm/dd/yy)*	*Groundsurface Elevation (ft AMSL)*	*Reference Elevation (ft AMSL)*	*Primary Geologic Unit*
U6-SB1	20	09-Oct-01	340.43	-	Sand
U6-SB2	20	09-Oct-01	340.54	-	Sand
U8-SB1	60	28-Sep-01	340.76	-	Sand
U8-SB2	20	27-Sep-01	340.78	-	Sand
U8-SB3	20	27-Sep-01	340.91	-	Sand
U8-SB4	52	01-Oct-01	341.12	-	Sand
U18-SB1	20	25-Sep-01	341.74	-	Sand
U18-SB2	20	24-Sep-01	342.79	-	Sand
U18-SB3	42	24-Sep-01	340.71	-	Sand
U18-SB4	24	25-Sep-01	340.21	-	Sand
U19-SB1	20	26-Sep-01	341.44	-	Sand
U19-SB2	30	26-Sep-01	341.09	-	Sand
U19-SB3	20	26-Sep-01	340.81	-	Sand
U25-SB1	20	09-Oct-01	341.21	-	Sand
U25-SB2	20	09-Oct-01	340.98	-	Sand
U25-SB3	20	09-Oct-01	340.58	-	Sand
B16-SS1	0.5	02-Oct-01	340.89	-	-
B16-SS2	0.5	02-Oct-01	340.90	-	-
B16-SS3	0.5	02-Oct-01	340.80	-	-
B16-SS4	0.5	02-Oct-01	340.95	-	-
B16-SS5	0.5	02-Oct-01	340.26	-	-
B16-SS6	0.5	02-Oct-01	340.49	-	-
GT-2R	68	21-Sep-01	340.98	342.72	Sand
VRI-1	70	12-Oct-01	340.85	343.08	Sand
VRI-2	77	15-Oct-01	344.99	347.38	Sand
VRI-3	79	10-Oct-01	341.17	343.41	Sand
VRI-4	80	10-Oct-01	341.02	342.93	Sand
VRI-5	117	25-Oct-01	340.60	343.01	Sand
VRI-6	76	08-Oct-01	340.29	342.65	Sand
VRI-7	58	05-Oct-01	339.82	342.29	Sand
VRI-8	59	04-Oct-01	339.69	341.96	Sand

TABLE 2.3

SAMPLING AND ANALYSIS SUMMARY
RI/FS DATA SUMMARY REPORT
VON ROLL ISOLA SITE
SCHENECTADY, NEW YORK
SEPTEMBER - NOVEMBER 2001

							Analysis/Parameters								
Sample ID	*Location I.D.*	*Depth (ft)*	*Matrix*	*PID Reading (ppm)*	*Collection Date (mm/dd/yy)*	*Collection Time (hr:min)*	*VOCs*	*SVOCs*	*Pesticides*	*PCBs*	*TPH (DRO)*	*Phenols*	*Cyanide*	*Metals*	*Comment(s)*
S-18631-092401-MEJ-001a	U18-SB2	2-4	Soil	13.1	09/24/01	10:10	X	X		X	X	X			
S-18631-092401-MEJ-001b	U18-SB2	18-20	Soil	0	09/24/01	10:45	X	X		X	X	X			
S-18631-092401-MEJ-002a	U18-SB3	18-20	Soil	46.2	09/24/01	1:00	X	X		X	X	X			
S-18631-092401-MEJ-002b	U18-SB3	40-42	Soil	0	09/24/01	3:00	X	X		X	X	X			
S-18631-092501-MEJ-003a	U18-SB4	4-6	Soil	20.6	09/25/01	9:00	X	X		X	X	X			
S-18631-092501-MEJ-003b	U18-SB4	22-24	Soil	0	09/25/01	10:00	X	X		X	X	X			
S-18631-092501-MEJ-004a	U18-SB1	2-4	Soil	16.7	09/25/01	11:10	X	X		X	X	X			
S-18631-092501-MEJ-004b	U18-SB1	18-20	Soil	0	09/25/01	12:00	X	X		X	X	X			
S-18631-092501-MEJ-005a	U18-SB1	2-4	Soil	16.7	09/25/01	11:20	X	X		X	X	X			Field duplicate of S-18631-092501-MEJ-004a
S-18631-092501-MEJ-005b	U18-SB1	18-20	Soil	0	09/25/01	12:15	X	X		X	X	X			Field duplicate of S-18631-092501-MEJ-004b
S-18631-092601-MEJ-006a	U19-SB2	20-22	Soil	89.3	09/26/01	9:00	X	X		X	X	X			MS/MSD
S-18631-092601-MEJ-006b	U19-SB2	28-30	Soil	0	09/26/01	9:30	X	X		X	X	X			
S-18631-092601-MEJ-007a	U19-SB1	2-4	Soil	134.1	09/26/01	10:45	X	X		X	X	X			
S-18631-092601-MEJ-007b	U19-SB1	18-20	Soil	0	09/26/01	11:30	X	X		X	X	X			
S-18631-092601-MEJ-008a	U19-SB3	0-2	Soil	10.4	09/26/01	12:40	X	X		X	X	X			
S-18631-092601-MEJ-008b	U19-SB3	18-20	Soil	0	09/26/01	1:30	X	X		X	X	X			
S-18631-092701-MEJ-009a	U8-SB2	12-14	Soil	19	09/27/01	8:10	X	X		X	X	X			
S-18631-092701-MEJ-009b	U8-SB2	18-20	Soil	0	09/27/01	8:40	X	X		X	X	X			
S-18631-092701-MEJ-010a	U8-SB3	6-8	Soil	24.1	09/27/01	9:30	X	X		X	X	X			
S-18631-092701-MEJ-010b	U8-SB3	18-20	Soil	0	09/27/01	10:20	X	X		X	X	X			
S-18631-092701-MEJ-011a	U8-SB1	18-20	Soil	1999	09/27/01	12:00	X	X		X	X	X			
S-18631-092801-MEJ-011b	U8-SB1	58-60	Soil	176	09/28/01	8:20	X	X		X	X	X			
S-18631-092801-MEJ-012a	U8-SB4	22-24	Soil	1311.9	09/28/01	1:00	X	X		X	X	X			
S-18631-100101-MEJ-012b	U8-SB4	50-52	Soil	257.1	10/01/01	9:30	X	X		X	X	X			
S18631-100201-MEJ-013	B16-SS4	0-0.5	Soil	0	10/02/01	1:00	X	X		X	X	X			
S18631-100201-MEJ-014	B16-SS3	0-0.5	Soil	0	10/02/01	1:20	X	X		X	X	X			
S18631-100201-MEJ-015	B16-SS2	0-0.5	Soil	0	10/02/01	1:40	X	X		X	X	X			
S18631-100201-MEJ-016	B16-SS1	0-0.5	Soil	0	10/02/01	2:00	X	X		X	X	X			
S18631-100201-MEJ-017	B16-SS5	0-0.5	Soil	0	10/02/01	2:20	X	X		X	X	X			

TABLE 2.3

SAMPLING AND ANALYSIS SUMMARY
RI/FS DATA SUMMARY REPORT
VON ROLL ISOLA SITE
SCHENECTADY, NEW YORK
SEPTEMBER - NOVEMBER 2001

							Analysis/Parameters								
Sample ID	*Location I.D.*	*Depth (ft)*	*Matrix*	*PID Reading (ppm)*	*Collection Date (mm/dd/yy)*	*Collection Time (hr:min)*	*VOCs*	*SVOCs*	*Pesticides*	*PCBs*	*TPH (DRO)*	*Phenols*	*Cyanide*	*Metals*	*Comment(s)*
S18631-100201-MEJ-018	B16-SS6	0-0.5	Soil	0	10/02/01	2:40	X	X		X	X	X			MS/MSD
S-18631-100901-MEJ-019a	U6-SB1	4-8	Soil	379	10/09/01	10:00	X	X		X	X	X			
S-18631-100901-MEJ-019b	U6-SB1	16-20	Soil	0	10/09/01	11:00	X	X		X	X	X			
S-18631-100901-MEJ-020a	U6-SB2	0-4	Soil	0	10/09/01	11:30	X	X		X	X	X			
S-18631-100901-MEJ-020b	U6-SB2	16-20	Soil	0	10/09/01	12:20	X	X		X	X	X			
S-18631-100901-MEJ-021a	U25-SB1	0-4	Soil	0	10/09/01	1:30	X	X		X	X	X			
S-18631-100901-MEJ-021b	U25-SB1	16-20	Soil	0	10/09/01	2:00	X	X		X	X	X			
S-18631-100901-MEJ-022a	U25-SB2	0-4	Soil	0	10/09/01	2:15	X	X		X	X	X			
S-18631-100901-MEJ-022b	U25-SB2	16-20	Soil	0	10/09/01	2:40	X	X		X	X	X			
S-18631-100901-MEJ-023a	U25-SB3	0-4	Soil	0	10/09/01	3:10	X	X		X	X	X			
S-18631-100901-MEJ-023b	U25-SB3	16-20	Soil	0	10/09/01	3:40	X	X		X	X	X			
S-18631-101201-MEJ-024	VRI-1	55-57	Soil	2000	10/12/01	12:00	X	X		X	X	X			
W-18631-092401-MEJ-001	Split Spoon	-	Water	-	09/24/01	9:40	X	X		X	X	X			Rinse blank
W-18631-092501-MEJ-002	Split Spoon	-	Water	-	09/25/01	8:35	X	X		X	X	X			Rinse blank
W-18631-092601-MEJ-003	Split Spoon	-	Water	-	09/26/01	1:30	X	X		X	X	X			Rinse blank
W-18631-092701-MEJ-004	Split Spoon	-	Water	-	09/27/01	7:30	X	X		X	X	X			Rinse blank
W-18631-092801-MEJ-005	Split Spoon	-	Water	-	09/28/01	7:30	X	X		X	X	X			Rinse blank
W-18631-100101-MEJ-006	Split Spoon	-	Water	-	10/01/01	8:30	X	X		X	X	X			Rinse blank
W-18631-100901-MEJ-007	Split Spoon	-	Water	-	10/09/01	12:00	X	X		X	X	X			Rinse blank
W-18631-101001-MEJ-008	Decon water	-	Water	-	10/10/01	12:00	X	X		X	X	X			Rinse blank
GW-18631-RW-001	VRI-4	-	Water	-	10/16/01	9:15	X	X	X	X	X	X	X	X	
GW-18631-RW-002	VRI-3	-	Water	-	10/16/01	11:45	X	X	X	X	X	X	X	X	
GW-18631-RW-003	GT-9	-	Water	-	10/16/01	12:45	X	X	X	X	X	X	X	X	
GW-18631-RW-004	GT-14	-	Water	-	10/16/01	13:40	X	X	X	X	X	X	X	X	
GW-18631-RW-005	GT-13	-	Water	-	10/16/01	13:45	X	X	X	X	X	X	X	X	
GW-18631-RW-006	GT-R2	-	Water	-	10/16/01	14:30	X	X	X	X	X	X	X	X	
GW-18631-RW-007	GT-1	-	Water	-	10/17/01	8:00	X	X	X	X	X	X	X	X	
GW-18631-RW-008	GT-1	-	Water	-	10/17/01	8:10	X	X	X	X	X	X	X	X	Field duplicate of GW-18631-RW-007
GW-18631-RW-009	GT-12	-	Water	-	10/17/01	10:00	X	X	X	X	X	X	X	X	

TABLE 2.3

SAMPLING AND ANALYSIS SUMMARY
RI/FS DATA SUMMARY REPORT
VON ROLL ISOLA SITE
SCHENECTADY, NEW YORK
SEPTEMBER - NOVEMBER 2001

							Analysis/Parameters								
Sample ID	*Location I.D.*	*Depth (ft)*	*Matrix*	*PID Reading (ppm)*	*Collection Date (mm/dd/yy)*	*Collection Time (hr:min)*	*VOCs*	*SVOCs*	*Pesticides*	*PCBs*	*TPH (DRO)*	*Phenols*	*Cyanide*	*Metals*	*Comment(s)*
GW-18631-RW-010	GT-10	-	Water	-	10/17/01	8:20	X	X	X	X	X	X	X	X	
GW-18631-RW-011	GT-3	-	Water	-	10/17/01	11:00	X	X	X	X	X	X	X	X	
GW-18631-RW-012	SMW-2	-	Water	-	10/17/01	13:00	X	X	X	X	X	X	X	X	
GW-18631-RW-013	GT-4	-	Water	-	10/17/01	11:30	X	X	X	X	X	X	X	X	
GW-18631-RW-014	SMW-1	-	Water	-	10/17/01	13:30	X	X	X	X	X	X	X	X	
GW-18631-RW-015	-	-	Water	-	10/17/01	13:30	X	X	X	X	X	X	X	X	Rinse blank
GW-18631-RW-016	GT-8	-	Water	-	10/17/01	14:15	X	X	X	X	X	X	X	X	
GW-18631-RW-017	GT-5	-	Water	-	10/17/01	14:30	X	X	X	X	X	X	X	X	
GW-18631-RW-018	VRI-8	-	Water	-	10/17/01	15:00	X	X	X	X	X	X	X	X	
GW-18631-RW-019	GT-16	-	Water	-	10/17/01	16:00	X	X	X	X	X	X	X	X	
GW-18631-RW-020	VRI-7	-	Water	-	10/18/01	-	X	X	X	X	X	X	X	X	
GW-18631-RW-021	GT-7	-	Water	-	10/18/01	-	X	X	X	X	X	X	X	X	
GW-18631-RW-022	VRI-6	-	Water	-	10/18/01	-	X	X	X	X	X	X	X	X	
GW-18631-RW-023	VRI-2	-	Water	-	10/18/01	8:45	X	X	X	X	X	X	X	X	
GW-18631-RW-024	VRI-1	-	Water	-	10/18/01	10:45	X	X	X	X	X	X	X	X	
GW-18631-RW-025	GT-15	-	Water	-	10/18/01	11:45	X	X	X	X	X	X	X	X	
GW-112701-BP-001	VRI-5	-	Water	-	11/29/01	13:30	X	X	X	X	X	X	X	X	

Notes:

DRO	Diesel Range Organic.
MS	Matrix Spike.
MSD	Matrix Spike Duplicate.
PCBs	Polychlorinated Biphenyls.
SVOCs	Semi-Volatile Organic Compounds.
TPH	Total Petroleum Hydrocarbon.
VOCs	Volatile Organic Compounds.

TABLE 2.4

GROUNDWATER ELEVATION DATA
RI/FS DATA SUMMARY REPORT
VON ROLLS ISOLA USA, INC. FACILITY
SCHENECTADY, NEW YORK

Monitoring Well I.D.	Ground Surface (ft. AMSL)	Reference Elevation (ft. AMSL)	Well Depth (ft)	September 17, 2001		October 15,2001		December 4, 2001		January 28, 2001	
				Water Level (ft b.t.o.r)	Groundwater Elevation (ft AMSL)	Water Level (ft b.t.o.r)	Groundwater Elevation (ft AMSL)	Water Level (ft b.t.o.r)	Groundwater Elevation (ft AMSL)	Water Level (ft b.t.o.r)	Groundwater Elevation (ft AMSL)
GT-1	340.79	342.61	66.25	63.15	279.46	63.32	279.29	63.75	278.86	64.03	278.58
GT-2R	340.98	342.72	67.78	63.43	279.29	63.43	279.29	63.83	278.89	64.15	278.57
GT-3	338.86	340.16	65.25	61.75	278.41	61.98	278.18	62.39	277.77	62.61	277.55
GT-4	335.03	338.38	69.71	60.75	277.63	61.00	277.38	61.41	276.97	61.49	276.89
GT-5	340.94	344.14	70.4	57.75	286.39	61.60	282.54	60.98	283.16	60.75	283.39
GT-6	DESTROYED	-	-	-	-	-	-	-	-	-	-
GT-7	340.90	342.76	70.41	63.11	279.65	63.00	279.76	62.03	280.73	61.81	280.98
GT-8	340.96	344.13	56.6	54.50	289.63	55.06	289.07	55.14	288.99	55.27	288.86
GT-9	339.93	339.82	67.48	62.55	277.27	62.82	277.00	63.18	276.64	63.35	276.47
GT-10	341.83	344.78	72.23	64.84	279.94	65.03	279.75	65.46	279.32	65.77	279.01
GT-11	DESTROYED	-	-	-	-	-	-	-	-	-	-
GT-12	339.17	341.51	66.15	62.71	278.8	62.88	278.63	64.67	276.84	63.61	277.90
GT-13	341.09	340.82	74.30	61.90	278.92	62.10	278.72	62.61	278.01	(1)	(1)
GT-14	340.34	340.03	69.40	65.06	274.97	65.28	274.75	65.60	274.43	65.66	274.37
GT-15	340.98	340.48	77.00	71.00	269.48	71.06	269.42	71.18	269.30	71.12	269.36
GT-16	339.05	338.89	76.80	69.62	269.27	69.77	269.12	69.92	268.97	69.71	269.18
SMW-1	341.12	340.48	71.75	63.35	277.13	63.57	276.91	63.98	276.50	63.99	276.49
SMW-2	340.94	343.43	72.10	65.66	277.77	65.91	277.52	66.31	277.12	66.41	277.02
VRI-1	340.85	343.08	70.45	-	-	64.61	278.47	64.85	278.23	65.10	277.98
VRI-2	344.99	347.38	76.73	-	-	68.65	278.73	68.96	278.42	69.14	278.24
VRI-3	341.17	343.41	79.48	-	-	70.80	272.61	71.05	272.36	71.03	272.38
VRI-4	341.02	342.93	80.28	-	-	72.77	270.16	72.94	270.16	72.94	269.99
VRI-5	340.60	343.01	117.00	-	-	-	-	96.54	246.47	96.21	246.80
VRI-6	340.29	342.65	75.78	-	-	73.77	268.88	73.69	268.96	73.79	268.86
VRI-7	339.82	342.29	57.58	-	-	51.65	290.64	51.99	290.30	51.97	290.32
VRI-8	339.69	341.96	58.78	-	-	52.12	289.84	52.30	289.66	52.56	289.40

Note:

(1) Not available due to heavy snow cover, well could not be located.

TABLE 2.5

SUMMARY OF SLUG TEST HYDRAULIC CONDUCTIVITY DATA
VON ROLL ISOLA USA
GE PLASTICS
SCHENECTADY, NEW YORK

Well Designation	*Screened Horizon*	*Type of Test*	*Saturated Thickness (feet)*	*Calculated Hydraulic Conductivity*	
				Bouwer-Rice (cm/sec)	*Hvorslev (cm/sec)*
GT-2R	SW - Sand	Rising head	5.91	2.31E-03	3.53E-03
VRI-1	SW - Sand/SM - Silty Sand	Rising head	7.38	9.03E-03	1.34E-02
VRI-2	SW - Sand/SM - Silty Sand	Rising head	8.43	1.65E-02	2.24E-02
VRI-3	SM - Silty Sand	Rising head	8.21	9.84E-03	1.08E-02
VRI-4	SP - Sand	Rising head	7.07	1.60E-02	2.25E-02
VRI-6	SP - Sand	Rising head	5.76	2.69E-02	4.14E-02
VRI-7	SW - Sand	Rising head	5.51	7.15E-03	1.28E-02
VRI-8	SM - Silty Sand	Rising head	9.47	2.19E-03	2.94E-03
			Geometric Mean	8.31E-03	1.19E-02

TABLE 5.1

SOIL ANALYTICAL RESULTS SUMMARY
SEPTEMBER-OCTOBER 2001
VON ROLLS ISOLA

Sample Location:		*NYSDEC*	*B16-SS1*	*B16-SS2*	*B16-SS3*	*B16-SS4*	*B16-SS5*	*B16-SS6*
Sample ID:		*TAGM 4046*	*S-18631-100201-MEJ-016*	*S-18631-100201-MEJ-015*	*S-18631-100201-MEJ-014*	*S-18631-100201-MEJ-013*	*S-18631-100201-MEJ-017*	*S-18631-100201-MEJ-018*
Sample Date:		*Recommended Soil*	*10/2/2001*	*10/2/2001*	*10/2/2001*	*10/2/2001*	*10/2/2001*	*10/2/2001*
		Cleanup Objective	*0-6 ft*	*0-6 ft*	*0-6 ft*	*0-6 ft*	*0-6 ft*	*0-6 ft*
Parameter	*Unit*							
Volatiles								
1,1,1-Trichloroethane	µg/kg	800	5.9 U	6.0 U	5.9 U	5.8 U	5.9 U	5.8 U
1,1,2,2-Tetrachloroethane	µg/kg	600	5.9 U	6.0 U	5.9 U	5.8 U	5.9 U	5.8 U
1,1,2-Trichloroethane	µg/kg	-	5.9 U	6.0 U	5.9 U	5.8 U	5.9 U	5.8 U
1,1-Dichloroethane	µg/kg	200	5.9 U	6.0 U	5.9 U	5.8 U	5.9 U	5.8 U
1,1-Dichloroethene	µg/kg	400	5.9 U	6.0 U	5.9 U	5.8 U	5.9 U	5.8 U
1,2-Dichloroethane	µg/kg	100	5.9 U	6.0 U	5.9 U	5.8 U	5.9 U	5.8 U
1,2-Dichloropropane	µg/kg	-	5.9 U	6.0 U	5.9 U	5.8 U	5.9 U	5.8 U
2-Butanone	µg/kg	300	24 U	24 U	24 U	23 U	24 U	23 U
2-Hexanone	µg/kg	-	24 U	24 U	24 U	23 U	24 U	23 U
4-Methyl-2-pentanone	µg/kg	-	24 U	24 U	24 U	23 U	24 U	23 U
Acetone	µg/kg	200	24 UJ	24 UJ	24 UJ	23 UJ	24 UJ	23 UJ
Benzene	µg/kg	60	5.9 U	6.0 U	5.9 U	5.8 U	5.9 U	5.8 U
Bromodichloromethane	µg/kg	-	5.9 U	6.0 U	5.9 U	5.8 U	5.9 U	5.8 U
Bromoform	µg/kg	-	5.9 U	6.0 U	5.9 U	5.8 U	5.9 U	5.8 U
Bromomethane	µg/kg	-	R	R	R	R	R	R
Carbon disulfide	µg/kg	2700	5.9 U	6.0 U	5.9 U	5.8 U	5.9 U	5.8 U
Carbon tetrachloride	µg/kg	600	5.9 U	6.0 U	5.9 U	5.8 U	5.9 U	5.8 U
Chlorobenzene	µg/kg	1700	5.9 U	6.0 U	5.9 U	5.8 U	5.9 U	5.8 U
Chloroethane	µg/kg	1900	12 U	12 U	12 U	12 U	12 U	12 U
Chloroform (Trichloromethane)	µg/kg	300	5.9 U	6.0 U	5.9 U	5.8 U	5.9 U	5.8 U
Chloromethane	µg/kg	-	12 U	12 U	12 U	12 U	12 U	12 U
cis-1,2-Dichloroethene	µg/kg	-	5.9 U	6.0 U	5.9 U	5.8 U	5.9 U	5.8 U
cis-1,3-Dichloropropene	µg/kg	-	5.9 U	6.0 U	5.9 U	5.8 U	5.9 U	5.8 U
Dibromochloromethane	µg/kg	-	5.9 U	6.0 U	5.9 U	5.8 U	5.9 U	5.8 U
Ethylbenzene	µg/kg	5500	5.9 U	6.0 U	5.9 U	5.8 U	5.9 U	5.8 U
Methylene chloride	µg/kg	100	5.9 U	6.0 U	5.9 U	5.8 U	5.9 U	5.8 U
Styrene	µg/kg	-	5.9 U	6.0 U	5.9 U	5.8 U	5.9 U	5.8 U
Tetrachloroethene	µg/kg	1400	5.9 U	6.0 U	5.9 U	5.8 U	5.9 U	5.8 U
Toluene	µg/kg	1500	5.9 U	6.0 U	5.9 U	5.8 U	5.9 U	5.8 U
Total Petroleum Hydrocarbons (C21-C28)	µg/kg	-	15 J	30	9.2 J	17 U	6.3 J	20 U
trans-1,2-Dichloroethene	µg/kg	300	5.9 U	6.0 U	5.9 U	5.8 U	5.9 U	5.8 U
trans-1,3-Dichloropropene	µg/kg	-	5.9 U	6.0 U	5.9 U	5.8 U	5.9 U	5.8 U
Trichloroethene	µg/kg	700	5.9 U	6.0 U	5.9 U	5.8 U	5.9 U	5.8 U
Vinyl chloride	µg/kg	200	12 U	12 U	12 U	12 U	12 U	12 U
Xylene (total)	µg/kg	1200	18 U	18 U	18 U	17 U	18 U	18 U
Semi-Volatiles								
1,2,4-Trichlorobenzene	µg/kg	3400	390 U	390 U	390 U	380 U	390 U	390 U
1,2-Dichlorobenzene	µg/kg	7900	390 U	390 U	390 U	380 U	390 U	390 U
1,3-Dichlorobenzene	µg/kg	1600	390 U	390 U	390 U	380 U	390 U	390 U
1,4-Dichlorobenzene	µg/kg	8500	390 U	390 U	390 U	380 U	390 U	390 U
2,2'-oxybis(1-Chloropropane)	µg/kg	-	390 U	390 U	390 U	380 U	390 U	390 U

TABLE 5.1

SOIL ANALYTICAL RESULTS SUMMARY
SEPTEMBER-OCTOBER 2001
VON ROLLS ISOLA

Sample Location:		*NYSDEC*	*B16-SS1*	*B16-SS2*	*B16-SS3*	*B16-SS4*	*B16-SS5*	*B16-SS6*
Sample ID:		*TAGM 4046*	*S-18631-100201-MEJ-016*	*S-18631-100201-MEJ-015*	*S-18631-100201-MEJ-014*	*S-18631-100201-MEJ-013*	*S-18631-100201-MEJ-017*	*S-18631-100201-MEJ-018*
Sample Date:		*Recommended Soil*	*10/2/2001*	*10/2/2001*	*10/2/2001*	*10/2/2001*	*10/2/2001*	*10/2/2001*
		Cleanup Objective	*0-6 ft*	*0-6 ft*	*0-6 ft*	*0-6 ft*	*0-6 ft*	*0-6 ft*
Parameter	*Unit*							
2,4,5-Trichlorophenol	µg/kg	100	390 U	390 U	390 U	380 U	390 U	390 U
2,4,6-Trichlorophenol	µg/kg	-	390 U	390 U	390 U	380 U	390 U	390 U
2,4-Dichlorophenol	µg/kg	400	390 U	390 U	390 U	380 U	390 U	390 U
2,4-Dimethylphenol	µg/kg	-	390 U	390 U	390 U	380 U	390 U	390 U
2,4-Dinitrophenol	µg/kg	200 or MDL	1900 UJ	1900 UJ	1900 UJ	1900 UJ	1900 UJ	1900 U
2,4-Dinitrotoluene	µg/kg	-	390 U	390 U	390 U	380 U	390 U	390 U
2,6-Dinitrotoluene	µg/kg	1	390 U	390 U	390 U	380 U	390 U	390 U
2-Chloronaphthalene	µg/kg	-	390 U	390 U	390 U	380 U	390 U	390 U
2-Chlorophenol	µg/kg	800	390 U	390 U	390 U	380 U	390 U	390 U
2-Methyl naphthalene	µg/kg	36400	390 U	390 U	390 U	380 U	390 U	390 U
2-Methylphenol	µg/kg	100 or MDL	390 U	390 U	390 U	380 U	390 U	390 U
2-Nitroaniline	µg/kg	430 or MDL	1900 U	1900 U	1900 U	1900 U	1900 U	1900 U
2-Nitrophenol	µg/kg	330 or MDL	390 U	390 U	390 U	380 U	390 U	390 U
3,3'-Dichlorobenzidine	µg/kg	-	1900 U	1900 U	1900 U	1900 U	1900 U	1900 U
3-Nitroaniline	µg/kg	500 or MDL	1900 U	1900 U	1900 U	1900 U	1900 U	1900 U
4,6-Dinitro-2-methylphenol	µg/kg	-	1900 U	1900 U	1900 U	1900 U	1900 U	1900 U
4-Bromophenyl phenyl ether	µg/kg	-	390 U	390 U	390 U	380 U	390 U	390 U
4-Chloro-3-methylphenol	µg/kg	240 or MDL	390 U	390 U	390 U	380 U	390 U	390 U
4-Chloroaniline	µg/kg	220 or MDL	390 U	390 U	390 U	380 U	390 U	390 U
4-Chlorophenyl phenyl ether	µg/kg	-	390 U	390 U	390 U	380 U	390 U	390 U
4-Methylphenol	µg/kg	900	390 U	390 U	390 U	380 U	390 U	390 U
4-Nitroaniline	µg/kg	-	1900 U	1900 U	1900 U	1900 U	1900 U	1900 U
4-Nitrophenol	µg/kg	100 or MDL	1900 U	1900 U	1900 U	1900 U	1900 U	1900 U
Acenaphthene	µg/kg	50,000	390 U	390 U	390 U	380 U	390 U	390 U
Acenaphthylene	µg/kg	41000	390 U	390 U	390 U	380 U	390 U	390 U
Anthracene	µg/kg	50000	390 U	390 U	390 U	380 U	390 U	390 U
Benzo(a)anthracene	µg/kg	224 or MDL	390 U	390 U	390 U	380 U	390 U	390 U
Benzo(a)pyrene	µg/kg	61 or MDL	390 U	390 U	390 U	380 U	390 U	390 U
Benzo(b)fluoranthene	µg/kg	1100	390 U	390 U	390 U	380 U	390 U	390 U
Benzo(g,h,i)perylene	µg/kg	50000	390 U	390 U	390 U	380 U	390 U	390 U
Benzo(k)fluoranthene	µg/kg	1100	390 U	390 U	390 U	380 U	390 U	390 U
bis(2-Chloroethoxy)methane	µg/kg	-	390 U	390 U	390 U	380 U	390 U	390 U
bis(2-Chloroethyl)ether	µg/kg	-	390 U	390 U	390 U	380 U	390 U	390 U
bis(2-Ethylhexyl)phthalate	µg/kg	50000	390 U	390 U	390 U	380 U	390 U	390 U
Butyl benzylphthalate	µg/kg	50000	390 U	68 J	390 U	380 U	390 U	390 U
Carbazole	µg/kg	-	390 U	390 U	390 U	380 U	390 U	390 U
Chrysene	µg/kg	400	390 U	390 U	390 U	380 U	390 U	390 U
Dibenz(a,h)anthracene	µg/kg	14 or MDL	390 U	390 U	390 U	380 U	390 U	390 U
Dibenzofuran	µg/kg	6200	390 U	390 U	390 U	380 U	390 U	390 U
Diethyl phthalate	µg/kg	7100	390 U	390 U	390 U	380 U	390 U	390 U
Dimethyl phthalate	µg/kg	2000	390 U	390 U	390 U	380 U	390 U	390 U
Di-n-butylphthalate	µg/kg	8100	390 U	390 U	390 U	380 U	390 U	390 U
Di-n-octyl phthalate	µg/kg	50000	390 U	390 U	390 U	380 U	390 U	390 U

TABLE 5.1

SOIL ANALYTICAL RESULTS SUMMARY
SEPTEMBER-OCTOBER 2001
VON ROLLS ISOLA

Sample Location:		*NYSDEC*	*B16-SS1*	*B16-SS2*	*B16-SS3*	*B16-SS4*	*B16-SS5*	*B16-SS6*
Sample ID:		*TAGM 4046*	*S-18631-100201-MEJ-016*	*S-18631-100201-MEJ-015*	*S-18631-100201-MEJ-014*	*S-18631-100201-MEJ-013*	*S-18631-100201-MEJ-017*	*S-18631-100201-MEJ-018*
Sample Date:		*Recommended Soil*	*10/2/2001*	*10/2/2001*	*10/2/2001*	*10/2/2001*	*10/2/2001*	*10/2/2001*
		Cleanup Objective	*0-6 ft*	*0-6 ft*	*0-6 ft*	*0-6 ft*	*0-6 ft*	*0-6 ft*
Parameter	*Unit*							
Fluoranthene	µg/kg	50000	390 U	390 U	390 U	380 U	390 U	390 U
Fluorene	µg/kg	50000	390 U	390 U	390 U	380 U	390 U	390 U
Hexachlorobenzene	µg/kg	410	390 U	390 U	390 U	380 U	390 U	390 U
Hexachlorobutadiene	µg/kg	-	390 U	390 U	390 U	380 U	390 U	390 U
Hexachlorocyclopentadiene	µg/kg	-	1900 U	1900 U	1900 U	1900 U	1900 U	1900 U
Hexachloroethane	µg/kg	-	390 U	390 U	390 U	380 U	390 U	390 U
Indeno(1,2,3-cd)pyrene	µg/kg	3200	390 U	390 U	390 U	380 U	390 U	390 U
Isophorone	µg/kg	4400	390 U	390 U	390 U	380 U	390 U	390 U
Naphthalene	µg/kg	13000	390 U	390 U	390 U	380 U	390 U	390 U
Nitrobenzene	µg/kg	200 or MDL	390 U	390 U	390 U	380 U	390 U	390 U
N-Nitrosodi-n-propylamine	µg/kg	-	390 U	390 U	390 U	380 U	390 U	390 U
N-Nitrosodiphenylamine	µg/kg	-	390 U	390 U	390 U	380 U	390 U	390 U
Pentachlorophenol	µg/kg	1000 or MDL	1900 U	1900 U	1900 U	1900 U	1900 U	1900 U
Phenanthrene	µg/kg	50000	390 U	390 U	390 U	380 U	390 U	390 U
Phenol	µg/kg	30 or MDL	390 U	390 U	390 U	380 U	390 U	390 U
Pyrene	µg/kg	50000	390 U	390 U	390 U	380 U	390 U	390 U
PCBs								
Aroclor-1016 (PCB-1016)	µg/kg	1000	39 U	39 U	39 U	38 U	39 U	39 U
Aroclor-1221 (PCB-1221)	µg/kg	1000	39 U	39 U	39 U	38 U	39 U	39 U
Aroclor-1232 (PCB-1232)	µg/kg	1000	39 U	39 U	39 U	38 U	39 U	39 U
Aroclor-1242 (PCB-1242)	µg/kg	1000	39 U	39 U	39 U	38 U	39 U	39 U
Aroclor-1248 (PCB-1248)	µg/kg	1000	39 U	39 U	39 U	38 U	39 U	39 U
Aroclor-1254 (PCB-1254)	µg/kg	1000	39 U	39 U	39 U	38 U	39 U	39 U
Aroclor-1260 (PCB-1260)	µg/kg	1000	39 U	39 U	39 U	38 U	39 U	39 U
General Chemistry								
Phenolics (Total)	mg/kg	-	1.2 U	1.2 U	1.2 U	1.2 U	1.2 U	1.2 U
Total Solids	%	-	84.3	83.7	84.8	85.8	84.9	85.6

Notes:

ND - Non-detect at associated value.
U - Non-detect at associated value.
J - Associated value is considered estimated.
[ ] - NYSDEC Class GA exceedance.

TABLE 5.1

SOIL ANALYTICAL RESULTS SUMMARY
SEPTEMBER-OCTOBER 2001
VON ROLLS ISOLA

Sample Location:		*NYSDEC*	*U6-SB1*	*U6-SB1*	*U6-SB2*	*U6-SB2*	*U8-SB1*
Sample ID:		*TAGM 4046*	*S-18631-100901-MEJ-019a*	*S-18631-100901-MEJ-019b*	*S-18631-100901-MEJ-020a*	*S-18631-100901-MEJ-020b*	*S-18631-092701-MEJ-011a*
Sample Date:		*Recommended Soil*	*10/9/2001*	*10/9/2001*	*10/9/2001*	*10/9/2001*	*9/27/2001*
		Cleanup Objective	*4-8 ft*	*16-20 ft*	*0-4 ft*	*16-20 ft*	*18-20 ft*
Parameter	*Unit*						
Volatiles							
1,1,1-Trichloroethane	µg/kg	800	5.6 U	5.3 U	5.4 U	6.2 U	5.3 U
1,1,2,2-Tetrachloroethane	µg/kg	600	5.6 U	5.3 U	5.4 U	6.2 U	5.3 U
1,1,2-Trichloroethane	µg/kg	-	5.6 U	5.3 U	5.4 U	6.2 U	5.3 U
1,1-Dichloroethane	µg/kg	200	5.6 U	5.3 U	5.4 U	6.2 U	5.3 UJ
1,1-Dichloroethene	µg/kg	400	5.6 U	5.3 U	5.4 U	6.2 U	5.3 U
1,2-Dichloroethane	µg/kg	100	5.6 U	5.3 U	5.4 U	6.2 U	5.3 U
1,2-Dichloropropane	µg/kg	-	5.6 U	5.3 U	5.4 U	6.2 U	5.3 U
2-Butanone	µg/kg	300	22 UJ	21 UJ	21 UJ	25 UJ	21 UJ
2-Hexanone	µg/kg	-	22 U	21 U	21 U	25 U	21 UJ
4-Methyl-2-pentanone	µg/kg	-	22 U	21 U	21 U	25 U	21 UJ
Acetone	µg/kg	200	22 UJ	21 UJ	21 UJ	25 UJ	21 UJ
Benzene	µg/kg	60	5.6 U	5.3 U	5.4 U	6.2 U	5.3 U
Bromodichloromethane	µg/kg	-	5.6 U	5.3 U	5.4 U	6.2 U	5.3 U
Bromoform	µg/kg	-	5.6 U	5.3 U	5.4 U	6.2 U	5.3 U
Bromomethane	µg/kg	-	R	R	R	R	R
Carbon disulfide	µg/kg	2700	5.6 U	5.3 U	5.4 U	6.2 U	5.3 U
Carbon tetrachloride	µg/kg	600	5.6 U	5.3 U	5.4 U	6.2 U	5.3 U
Chlorobenzene	µg/kg	1700	5.6 U	5.3 U	5.4 U	6.2 U	5.3 U
Chloroethane	µg/kg	1900	11 U	11 U	11 U	12 U	11 U
Chloroform (Trichloromethane)	µg/kg	300	5.6 U	5.3 U	5.4 U	6.2 U	5.3 U
Chloromethane	µg/kg	-	11 U	11 U	11 U	12 U	11 U
cis-1,2-Dichloroethene	µg/kg	-	5.6 U	5.3 U	5.4 U	6.2 U	5.3 U
cis-1,3-Dichloropropene	µg/kg	-	5.6 U	5.3 U	5.4 U	6.2 U	5.3 U
Dibromochloromethane	µg/kg	-	5.6 U	5.3 U	5.4 U	6.2 U	5.3 U
Ethylbenzene	µg/kg	5500	15	2.3 J	5.4 U	6.2 U	5.3 U
Methylene chloride	µg/kg	100	5.6 U	5.3 U	5.4 U	6.2 U	5.3 U
Styrene	µg/kg	-	5.6 U	5.3 U	5.4 U	6.2 U	5.3 U
Tetrachloroethene	µg/kg	1400	5.6 U	5.3 U	5.4 U	6.2 U	5.3 U
Toluene	µg/kg	1500	2.6 J	2.7 J	1.7 J	1.7 J	2.2 J
Total Petroleum Hydrocarbons (C21-C28)	µg/kg	-	20	25 J	5.7 J	21 U	5.4 J
trans-1,2-Dichloroethene	µg/kg	300	5.6 U	5.3 U	5.4 U	6.2 U	5.3 U
trans-1,3-Dichloropropene	µg/kg	-	5.6 U	5.3 U	5.4 U	6.2 U	5.3 U
Trichloroethene	µg/kg	700	5.6 U	5.3 U	5.4 U	6.2 U	5.3 U
Vinyl chloride	µg/kg	200	11 U	11 U	11 U	12 U	11 U
Xylene (total)	µg/kg	1200	100	14 J	16 U	19 U	16 U
Semi-Volatiles							
1,2,4-Trichlorobenzene	µg/kg	3400	370 U	690 U	350 U	410 U	350 U
1,2-Dichlorobenzene	µg/kg	7900	370 U	690 U	350 U	410 U	350 U
1,3-Dichlorobenzene	µg/kg	1600	370 U	690 U	350 U	410 U	350 U
1,4-Dichlorobenzene	µg/kg	8500	370 U	690 U	350 U	410 U	350 U
2,2'-oxybis(1-Chloropropane)	µg/kg	-	370 U	690 U	350 U	410 U	350 UJ

TABLE 5.1

SOIL ANALYTICAL RESULTS SUMMARY
SEPTEMBER-OCTOBER 2001
VON ROLLS ISOLA

Sample Location:		*NYSDEC*	*U6-SB1*	*U6-SB1*	*U6-SB2*	*U6-SB2*	*U8-SB1*
Sample ID:		*TAGM 4046*	*S-18631-100901-MEJ-019a*	*S-18631-100901-MEJ-019b*	*S-18631-100901-MEJ-020a*	*S-18631-100901-MEJ-020b*	*S-18631-092701-MEJ-011a*
Sample Date:		*Recommended Soil*	*10/9/2001*	*10/9/2001*	*10/9/2001*	*10/9/2001*	*9/27/2001*
		Cleanup Objective	*4-8 ft*	*16-20 ft*	*0-4 ft*	*16-20 ft*	*18-20 ft*
Parameter	*Unit*						
2,4,5-Trichlorophenol	µg/kg	100	370 U	690 U	350 U	410 U	350 U
2,4,6-Trichlorophenol	µg/kg	-	370 U	690 U	350 U	410 U	350 U
2,4-Dichlorophenol	µg/kg	400	370 U	690 U	350 U	410 U	350 U
2,4-Dimethylphenol	µg/kg	-	370 U	690 U	350 U	410 U	350 U
2,4-Dinitrophenol	µg/kg	200 or MDL	1800 U	3400 U	1700 U	2000 U	1700 U
2,4-Dinitrotoluene	µg/kg	-	370 U	690 U	350 U	410 U	350 U
2,6-Dinitrotoluene	µg/kg	1	370 U	690 U	350 U	410 U	350 U
2-Chloronaphthalene	µg/kg	-	370 U	690 U	350 U	410 U	350 U
2-Chlorophenol	µg/kg	800	370 U	690 U	350 U	410 U	350 U
2-Methyl naphthalene	µg/kg	36400	370 U	690 U	350 U	410 U	350 U
2-Methylphenol	µg/kg	100 or MDL	370 U	690 U	350 U	410 U	350 U
2-Nitroaniline	µg/kg	430 or MDL	1800 U	3400 U	1700 U	2000 U	1700 U
2-Nitrophenol	µg/kg	330 or MDL	370 U	690 U	350 U	410 U	350 U
3,3'-Dichlorobenzidine	µg/kg	-	1800 U	3400 U	1700 U	2000 U	1700 U
3-Nitroaniline	µg/kg	500 or MDL	1800 U	3400 U	1700 U	2000 U	1700 U
4,6-Dinitro-2-methylphenol	µg/kg	-	1800 U	3400 U	1700 U	2000 U	1700 U
4-Bromophenyl phenyl ether	µg/kg	-	370 U	690 U	350 U	410 U	350 U
4-Chloro-3-methylphenol	µg/kg	240 or MDL	370 U	690 U	350 U	410 U	350 U
4-Chloroaniline	µg/kg	220 or MDL	370 U	690 U	350 U	410 U	350 U
4-Chlorophenyl phenyl ether	µg/kg	-	370 U	690 U	350 U	410 U	350 U
4-Methylphenol	µg/kg	900	370 U	690 U	350 U	410 U	350 U
4-Nitroaniline	µg/kg	-	1800 U	3400 U	1700 U	2000 U	1700 U
4-Nitrophenol	µg/kg	100 or MDL	1800 U	3400 U	1700 U	2000 U	1700 U
Acenaphthene	µg/kg	50,000	370 U	690 U	350 U	410 U	350 U
Acenaphthylene	µg/kg	41000	370 U	690 U	350 U	410 U	350 U
Anthracene	µg/kg	50000	370 U	690 U	350 U	410 U	350 U
Benzo(a)anthracene	µg/kg	224 or MDL	58 J	690 U	350 U	410 U	350 U
Benzo(a)pyrene	µg/kg	61 or MDL	370 U	690 U	350 U	410 U	350 U
Benzo(b)fluoranthene	µg/kg	1100	41 J	690 U	350 U	410 U	350 U
Benzo(g,h,i)perylene	µg/kg	50000	42 J	690 U	350 U	410 U	350 U
Benzo(k)fluoranthene	µg/kg	1100	45 J	690 U	350 U	410 U	350 U
bis(2-Chloroethoxy)methane	µg/kg	-	370 U	690 U	350 U	410 U	350 U
bis(2-Chloroethyl)ether	µg/kg	-	370 U	690 U	350 U	410 U	350 U
bis(2-Ethylhexyl)phthalate	µg/kg	50000	95 J	140 J	350 U	57 J	170 J
Butyl benzylphthalate	µg/kg	50000	370 U	690 U	350 U	410 U	350 U
Carbazole	µg/kg	-	370 U	690 U	350 U	410 U	350 U
Chrysene	µg/kg	400	66 J	690 U	350 U	410 U	350 U
Dibenz(a,h)anthracene	µg/kg	14 or MDL	370 U	690 U	350 U	410 U	350 U
Dibenzofuran	µg/kg	6200	370 U	690 U	350 U	410 U	350 U
Diethyl phthalate	µg/kg	7100	370 U	690 U	350 U	410 U	350 U
Dimethyl phthalate	µg/kg	2000	370 U	690 U	350 U	410 U	350 U
Di-n-butylphthalate	µg/kg	8100	150 J	690 U	350 U	410 U	350 U
Di-n-octyl phthalate	µg/kg	50000	370 U	690 U	350 U	410 U	350 U

TABLE 5.1

SOIL ANALYTICAL RESULTS SUMMARY
SEPTEMBER-OCTOBER 2001
VON ROLLS ISOLA

Sample Location:		*NYSDEC*	*U6-SB1*	*U6-SB1*	*U6-SB2*	*U6-SB2*	*U8-SB1*
Sample ID:		*TAGM 4046*	*S-18631-100901-MEJ-019a*	*S-18631-100901-MEJ-019b*	*S-18631-100901-MEJ-020a*	*S-18631-100901-MEJ-020b*	*S-18631-092701-MEJ-011a*
Sample Date:		*Recommended Soil*	*10/9/2001*	*10/9/2001*	*10/9/2001*	*10/9/2001*	*9/27/2001*
		Cleanup Objective	*4-8 ft*	*16-20 ft*	*0-4 ft*	*16-20 ft*	*18-20 ft*
Parameter	*Unit*						
Fluoranthene	µg/kg	50000	160 J	690 U	350 U	410 U	350 U
Fluorene	µg/kg	50000	370 U	690 U	350 U	410 U	350 U
Hexachlorobenzene	µg/kg	410	370 U	690 U	350 U	410 U	350 U
Hexachlorobutadiene	µg/kg	-	370 U	690 U	350 U	410 U	350 U
Hexachlorocyclopentadiene	µg/kg	-	1800 U	3400 U	1700 U	2000 U	1700 UJ
Hexachloroethane	µg/kg	-	370 U	690 U	350 U	410 U	350 U
Indeno(1,2,3-cd)pyrene	µg/kg	3200	41 J	690 U	350 U	410 U	350 U
Isophorone	µg/kg	4400	370 U	690 U	350 U	410 U	350 U
Naphthalene	µg/kg	13000	370 U	690 U	350 U	410 U	350 U
Nitrobenzene	µg/kg	200 or MDL	370 U	690 U	350 U	410 U	350 U
N-Nitrosodi-n-propylamine	µg/kg	-	370 U	690 U	350 U	410 U	350 U
N-Nitrosodiphenylamine	µg/kg	-	370 U	690 U	350 U	410 U	350 U
Pentachlorophenol	µg/kg	1000 or MDL	1800 U	3400 U	1700 U	2000 U	1700 U
Phenanthrene	µg/kg	50000	140 J	690 U	350 U	410 U	350 U
Phenol	µg/kg	30 or MDL	370 U	690 U	350 U	410 U	350 U
Pyrene	µg/kg	50000	120 J	690 U	350 U	410 U	350 U
PCBs							
Aroclor-1016 (PCB-1016)	µg/kg	1000	37 U	35 U	35 U	41 U	35 U
Aroclor-1221 (PCB-1221)	µg/kg	1000	37 U	35 U	35 U	41 U	35 U
Aroclor-1232 (PCB-1232)	µg/kg	1000	37 U	35 U	35 U	41 U	35 U
Aroclor-1242 (PCB-1242)	µg/kg	1000	37 U	35 U	35 U	41 U	35 U
Aroclor-1248 (PCB-1248)	µg/kg	1000	37 U	35 U	35 U	41 U	35 U
Aroclor-1254 (PCB-1254)	µg/kg	1000	37 U	35 U	35 U	41 U	35 U
Aroclor-1260 (PCB-1260)	µg/kg	1000	37 U	35 U	35 U	41 U	35 U
General Chemistry							
Phenolics (Total)	mg/kg	-	1.1 U	1.1 U	1.1 U	1.2 U	1.1 U
Total Solids	%	-	89.5	95.2	93.3	80.8	94.0

Notes:

ND - Non-detect at associated value.
U - Non-detect at associated value.
J - Associated value is considered estimated.
[ ] - NYSDEC Class GA exceedance.

TABLE 5.1

SOIL ANALYTICAL RESULTS SUMMARY
SEPTEMBER-OCTOBER 2001
VON ROLLS ISOLA

Sample Location:		*NYSDEC*	*U8-SB1*	*U8-SB2*	*U8-SB2*	*U8-SB3*	*U8-SB3*
Sample ID:		*TAGM 4046*	*S-18631-092701-MEJ-011b*	*S-18631-092701-MEJ-009a*	*S-18631-092701-MEJ-009b*	*S-18631-092701-MEJ-010a*	*S-18631-092701-MEJ-010b*
Sample Date:		*Recommended Soil*	*9/27/2001*	*9/27/2001*	*9/27/2001*	*9/27/2001*	*9/27/2001*
		Cleanup Objective	*58-60 ft*	*12-14 ft*	*18-20 ft*	*6-8 ft*	*18-20 ft*
Parameter	*Unit*						
Volatiles							
1,1,1-Trichloroethane	µg/kg	800	5.9 U	5.2 U	5.3 U	5.3 U	5.2 U
1,1,2,2-Tetrachloroethane	µg/kg	600	5.9 U	5.2 U	5.3 U	5.3 U	5.2 U
1,1,2-Trichloroethane	µg/kg	-	5.9 U	5.2 U	5.3 U	5.3 U	5.2 U
1,1-Dichloroethane	µg/kg	200	5.9 UJ	5.2 UJ	5.3 UJ	5.3 UJ	5.2 UJ
1,1-Dichloroethene	µg/kg	400	5.9 U	5.2 U	5.3 U	5.3 U	5.2 U
1,2-Dichloroethane	µg/kg	100	5.9 U	5.2 U	5.3 U	5.3 U	5.2 U
1,2-Dichloropropane	µg/kg	-	5.9 U	5.2 U	5.3 U	5.3 U	5.2 U
2-Butanone	µg/kg	300	24 UJ	21 UJ	21 UJ	21 UJ	21 UJ
2-Hexanone	µg/kg	-	24 UJ	21 UJ	21 UJ	21 UJ	21 UJ
4-Methyl-2-pentanone	µg/kg	-	24 UJ	21 UJ	21 UJ	21 UJ	21 UJ
Acetone	µg/kg	200	24 UJ	21 UJ	21 UJ	21 UJ	21 UJ
Benzene	µg/kg	60	5.9 U	5.2 U	5.3 U	5.3 U	5.2 U
Bromodichloromethane	µg/kg	-	5.9 U	5.2 U	5.3 U	5.3 U	5.2 U
Bromoform	µg/kg	-	5.9 U	5.2 U	5.3 U	5.3 U	5.2 U
Bromomethane	µg/kg	-	R	R	R	R	R
Carbon disulfide	µg/kg	2700	5.9 U	5.2 U	5.3 U	5.3 U	5.2 U
Carbon tetrachloride	µg/kg	600	5.9 U	5.2 U	5.3 U	5.3 U	5.2 U
Chlorobenzene	µg/kg	1700	5.9 U	5.2 U	5.3 U	5.3 U	5.2 U
Chloroethane	µg/kg	1900	12 U	10 U	11 U	11 U	10 U
Chloroform (Trichloromethane)	µg/kg	300	5.9 U	5.2 U	5.3 U	5.3 U	5.2 U
Chloromethane	µg/kg	-	12 U	10 U	11 U	11 U	10 U
cis-1,2-Dichloroethene	µg/kg	-	5.9 U	5.2 U	5.3 U	5.3 U	5.2 U
cis-1,3-Dichloropropene	µg/kg	-	5.9 U	5.2 U	5.3 U	5.3 U	5.2 U
Dibromochloromethane	µg/kg	-	5.9 U	5.2 U	5.3 U	5.3 U	5.2 U
Ethylbenzene	µg/kg	5500	5.9 U	5.2 U	5.3 U	5.3 U	5.2 U
Methylene chloride	µg/kg	100	5.9 U	5.2 U	5.3 U	5.3 U	5.2 U
Styrene	µg/kg	-	5.9 U	5.2 U	5.3 U	5.3 U	5.2 U
Tetrachloroethene	µg/kg	1400	1.7 J	5.2 U	5.3 U	5.3 U	5.2 U
Toluene	µg/kg	1500	1.3 J	1.2 J	5.3 U	5.3 U	1.2 J
Total Petroleum Hydrocarbons (C21-C28)	µg/kg	-	290 J	18 U	48	18 U	17 U
trans-1,2-Dichloroethene	µg/kg	300	5.9 U	5.2 U	5.3 U	5.3 U	5.2 U
trans-1,3-Dichloropropene	µg/kg	-	5.9 U	5.2 U	5.3 U	5.3 U	5.2 U
Trichloroethene	µg/kg	700	5.9 U	5.2 U	5.3 U	5.3 U	5.2 U
Vinyl chloride	µg/kg	200	12 U	10 U	11 U	11 U	10 U
Xylene (total)	µg/kg	1200	18 U	16 U	16 U	16 U	16 U
Semi-Volatiles							
1,2,4-Trichlorobenzene	µg/kg	3400	390 U	340 U	350 U	350 U	340 U
1,2-Dichlorobenzene	µg/kg	7900	390 U	340 U	350 U	350 U	340 U
1,3-Dichlorobenzene	µg/kg	1600	390 U	340 U	350 U	350 U	340 U
1,4-Dichlorobenzene	µg/kg	8500	390 U	340 U	350 U	350 U	340 U
2,2'-oxybis(1-Chloropropane)	µg/kg	-	390 UJ	340 UJ	350 UJ	350 UJ	340 UJ

TABLE 5.1

SOIL ANALYTICAL RESULTS SUMMARY
SEPTEMBER-OCTOBER 2001
VON ROLLS ISOLA

Sample Location:		*NYSDEC*	*U8-SB1*	*U8-SB2*	*U8-SB2*	*U8-SB3*	*U8-SB3*
Sample ID:		*TAGM 4046*	*S-18631-092701-MEJ-011b*	*S-18631-092701-MEJ-009a*	*S-18631-092701-MEJ-009b*	*S-18631-092701-MEJ-010a*	*S-18631-092701-MEJ-010b*
Sample Date:		*Recommended Soil*	*9/27/2001*	*9/27/2001*	*9/27/2001*	*9/27/2001*	*9/27/2001*
		Cleanup Objective	*58-60 ft*	*12-14 ft*	*18-20 ft*	*6-8 ft*	*18-20 ft*
Parameter	*Unit*						
2,4,5-Trichlorophenol	µg/kg	100	390 U	340 U	350 U	350 U	340 U
2,4,6-Trichlorophenol	µg/kg	-	390 U	340 U	350 U	350 U	340 U
2,4-Dichlorophenol	µg/kg	400	390 U	340 U	350 U	350 U	340 U
2,4-Dimethylphenol	µg/kg	-	390 U	340 U	350 U	350 U	340 U
2,4-Dinitrophenol	µg/kg	200 or MDL	1900 U	1700 U	1700 U	1700 U	1700 U
2,4-Dinitrotoluene	µg/kg	-	390 U	340 U	350 U	350 U	340 U
2,6-Dinitrotoluene	µg/kg	1	390 U	340 U	350 U	350 U	340 U
2-Chloronaphthalene	µg/kg	-	390 U	340 U	350 U	350 U	340 U
2-Chlorophenol	µg/kg	800	390 U	340 U	350 U	350 U	340 U
2-Methyl naphthalene	µg/kg	36400	41 J	340 U	350 U	350 U	340 U
2-Methylphenol	µg/kg	100 or MDL	390 U	340 U	350 U	350 U	340 U
2-Nitroaniline	µg/kg	430 or MDL	1900 U	1700 U	1700 U	1700 U	1700 U
2-Nitrophenol	µg/kg	330 or MDL	390 U	340 U	350 U	350 U	340 U
3,3'-Dichlorobenzidine	µg/kg	-	1900 U	1700 U	1700 U	1700 U	1700 U
3-Nitroaniline	µg/kg	500 or MDL	1900 U	1700 U	1700 U	1700 U	1700 U
4,6-Dinitro-2-methylphenol	µg/kg	-	1900 U	1700 U	1700 U	1700 U	1700 U
4-Bromophenyl phenyl ether	µg/kg	-	390 U	340 U	350 U	350 U	340 U
4-Chloro-3-methylphenol	µg/kg	240 or MDL	390 U	340 U	350 U	350 U	340 U
4-Chloroaniline	µg/kg	220 or MDL	390 U	340 U	350 U	350 U	340 U
4-Chlorophenyl phenyl ether	µg/kg	-	390 U	340 U	350 U	350 U	340 U
4-Methylphenol	µg/kg	900	390 U	340 U	350 U	350 U	340 U
4-Nitroaniline	µg/kg	-	1900 U	1700 U	1700 U	1700 U	1700 U
4-Nitrophenol	µg/kg	100 or MDL	1900 U	1700 U	1700 U	1700 U	1700 U
Acenaphthene	µg/kg	50,000	100 J	340 U	350 U	350 U	340 U
Acenaphthylene	µg/kg	41000	390 U	340 U	350 U	350 U	340 U
Anthracene	µg/kg	50000	210 J	340 U	350 U	350 U	340 U
Benzo(a)anthracene	µg/kg	224 or MDL	320 J[a]	340 U	350 U	350 U	340 U
Benzo(a)pyrene	µg/kg	61 or MDL	270 J[a]	340 U	350 U	350 U	340 U
Benzo(b)fluoranthene	µg/kg	1100	200 J	340 U	350 U	350 U	340 U
Benzo(g,h,i)perylene	µg/kg	50000	180 J	340 U	350 U	350 U	340 U
Benzo(k)fluoranthene	µg/kg	1100	240 J	340 U	350 U	350 U	340 U
bis(2-Chloroethoxy)methane	µg/kg	-	390 U	340 U	350 U	350 U	340 U
bis(2-Chloroethyl)ether	µg/kg	-	390 U	340 U	350 U	350 U	340 U
bis(2-Ethylhexyl)phthalate	µg/kg	50000	1000	260 J	760	110 J	89 J
Butyl benzylphthalate	µg/kg	50000	390 U	340 U	350 U	350 U	340 U
Carbazole	µg/kg	-	120 J	340 U	350 U	350 U	340 U
Chrysene	µg/kg	400	310 J	340 U	350 U	350 U	340 U
Dibenz(a,h)anthracene	µg/kg	14 or MDL	50 J[a]	340 U	350 U	350 U	340 U
Dibenzofuran	µg/kg	6200	64 J	340 U	350 U	350 U	340 U
Diethyl phthalate	µg/kg	7100	390 U	340 U	350 U	350 U	340 U
Dimethyl phthalate	µg/kg	2000	390 U	340 U	350 U	350 U	340 U
Di-n-butylphthalate	µg/kg	8100	390 U	340 U	350 U	350 U	340 U
Di-n-octyl phthalate	µg/kg	50000	390 U	340 U	350 U	350 U	340 U

TABLE 5.1

SOIL ANALYTICAL RESULTS SUMMARY
SEPTEMBER-OCTOBER 2001
VON ROLLS ISOLA

Sample Location:		*NYSDEC*	*U8-SB1*	*U8-SB2*	*U8-SB2*	*U8-SB3*	*U8-SB3*
Sample ID:		*TAGM 4046*	*S-18631-092701-MEJ-011b*	*S-18631-092701-MEJ-009a*	*S-18631-092701-MEJ-009b*	*S-18631-092701-MEJ-010a*	*S-18631-092701-MEJ-010b*
Sample Date:		*Recommended Soil*	*9/27/2001*	*9/27/2001*	*9/27/2001*	*9/27/2001*	*9/27/2001*
		Cleanup Objective	*58-60 ft*	*12-14 ft*	*18-20 ft*	*6-8 ft*	*18-20 ft*
Parameter	*Unit*						
Fluoranthene	µg/kg	50000	760	340 U	350 U	350 U	340 U
Fluorene	µg/kg	50000	110 J	340 U	350 U	350 U	340 U
Hexachlorobenzene	µg/kg	410	390 U	340 U	350 U	350 U	340 U
Hexachlorobutadiene	µg/kg	-	390 U	340 U	350 U	350 U	340 U
Hexachlorocyclopentadiene	µg/kg	-	1900 UJ	1700 UJ	1700 UJ	1700 UJ	1700 UJ
Hexachloroethane	µg/kg	-	390 U	340 U	350 U	350 U	340 U
Indeno(1,2,3-cd)pyrene	µg/kg	3200	200 J	340 U	350 U	350 U	340 U
Isophorone	µg/kg	4400	390 U	340 U	350 U	350 U	340 U
Naphthalene	µg/kg	13000	89 J	340 U	350 U	350 U	340 U
Nitrobenzene	µg/kg	200 or MDL	390 U	340 U	350 U	350 U	340 U
N-Nitrosodi-n-propylamine	µg/kg	-	390 U	340 U	350 U	350 U	340 U
N-Nitrosodiphenylamine	µg/kg	-	390 U	340 U	350 U	350 U	340 U
Pentachlorophenol	µg/kg	1000 or MDL	1900 U	1700 U	1700 U	1700 U	1700 U
Phenanthrene	µg/kg	50000	750	340 U	350 U	350 U	340 U
Phenol	µg/kg	30 or MDL	390 U	340 U	350 U	350 U	340 U
Pyrene	µg/kg	50000	580	340 U	350 U	350 U	340 U
PCBs							
Aroclor-1016 (PCB-1016)	µg/kg	1000	39 U	34 U	35 U	35 U	34 U
Aroclor-1221 (PCB-1221)	µg/kg	1000	39 U	34 U	35 U	35 U	34 U
Aroclor-1232 (PCB-1232)	µg/kg	1000	39 U	34 U	35 U	35 U	34 U
Aroclor-1242 (PCB-1242)	µg/kg	1000	39 U	34 U	35 U	35 U	34 U
Aroclor-1248 (PCB-1248)	µg/kg	1000	39 U	34 U	35 U	35 U	34 U
Aroclor-1254 (PCB-1254)	µg/kg	1000	39 U	34 U	35 U	35 U	34 U
Aroclor-1260 (PCB-1260)	µg/kg	1000	39 U	34 U	35 U	35 U	34 U
General Chemistry							
Phenolics (Total)	mg/kg	-	1.2 U	1.0 U	1.1 U	1.1 U	1.0 U
Total Solids	%	-	85.0	95.7	94.6	93.5	95.8

Notes:

ND - Non-detect at associated value.
U - Non-detect at associated value.
J - Associated value is considered estimated.
[ ] - NYSDEC Class GA exceedance.

TABLE 5.1

SOIL ANALYTICAL RESULTS SUMMARY
SEPTEMBER-OCTOBER 2001
VON ROLLS ISOLA

Sample Location:		*NYSDEC*	*U8-SB4*	*U8-SB4*	*U18-SB1*	*U18-SB1*	*U18-SB1*
Sample ID:		*TAGM 4046*	*S-18631-092801-MEJ-012a*	*S-18631-100101-MEJ-012b*	*S-18631-092501-MEJ-004a*	*S-18631-092501-MEJ-004b*	*S-18631-092501-MEJ-005a*
Sample Date:		*Recommended Soil*	*9/28/2001*	*10/1/2001*	*9/25/2001*	*9/25/2001*	*9/25/2001*
		Cleanup Objective	*22-24 ft*	*50-52 ft*	*2-4 ft*	*18-20 ft*	*2-4 ft*
Parameter	*Unit*						
Volatiles							
1,1,1-Trichloroethane	µg/kg	800	5.4 U	6.2 U	5.3 U	5.2 U	5.3 U
1,1,2,2-Tetrachloroethane	µg/kg	600	5.4 U	6.2 U	5.3 U	5.2 U	5.3 U
1,1,2-Trichloroethane	µg/kg	-	5.4 U	6.2 U	5.3 U	5.2 U	5.3 U
1,1-Dichloroethane	µg/kg	200	5.4 UJ	6.2 UJ	5.3 U	5.2 U	5.3 U
1,1-Dichloroethene	µg/kg	400	5.4 U	6.2 U	5.3 U	5.2 U	5.3 U
1,2-Dichloroethane	µg/kg	100	5.4 U	6.2 U	5.3 U	5.2 U	5.3 U
1,2-Dichloropropane	µg/kg	-	5.4 U	6.2 U	5.3 U	5.2 U	5.3 U
2-Butanone	µg/kg	300	22 UJ	25 UJ	21 U	21 U	21 U
2-Hexanone	µg/kg	-	22 UJ	25 UJ	21 U	21 U	21 UJ
4-Methyl-2-pentanone	µg/kg	-	22 UJ	25 UJ	21 U	21 U	21 U
Acetone	µg/kg	200	22 UJ	13 J	21 UJ	21 UJ	21 U
Benzene	µg/kg	60	5.4 U	6.2 U	5.3 U	5.2 U	5.3 U
Bromodichloromethane	µg/kg	-	5.4 U	6.2 U	5.3 U	5.2 U	5.3 U
Bromoform	µg/kg	-	5.4 U	6.2 U	5.3 U	5.2 U	5.3 U
Bromomethane	µg/kg	-	R	R	11 U	10 U	R
Carbon disulfide	µg/kg	2700	5.4 U	6.2 U	5.3 U	5.2 U	5.3 U
Carbon tetrachloride	µg/kg	600	5.4 U	6.2 U	5.3 U	5.2 U	5.3 U
Chlorobenzene	µg/kg	1700	5.4 U	6.2 U	5.3 U	5.2 U	5.3 U
Chloroethane	µg/kg	1900	11 U	12 U	11 U	10 U	11 UJ
Chloroform (Trichloromethane)	µg/kg	300	5.4 U	6.2 U	5.3 U	5.2 U	5.3 U
Chloromethane	µg/kg	-	11 U	12 U	11 U	10 U	11 U
cis-1,2-Dichloroethene	µg/kg	-	5.4 U	6.2 U	5.3 U	5.2 U	5.3 U
cis-1,3-Dichloropropene	µg/kg	-	5.4 U	6.2 U	5.3 U	5.2 U	5.3 U
Dibromochloromethane	µg/kg	-	5.4 U	6.2 U	5.3 U	5.2 U	5.3 U
Ethylbenzene	µg/kg	5500	5.4 U	6.2 U	5.3 U	5.2 U	5.3 U
Methylene chloride	µg/kg	100	5.4 U	6.2 U	5.3 UJ	5.2 UJ	5.3 U
Styrene	µg/kg	-	5.4 U	6.2 U	5.3 U	5.2 U	5.3 U
Tetrachloroethene	µg/kg	1400	5.4 U	6.2 U	5.3 U	5.2 U	5.3 U
Toluene	µg/kg	1500	5.4 U	6.2 U	1.7 J	2.6 J	5.3 U
Total Petroleum Hydrocarbons (C21 C28)	µg/kg	-	5.6 J	20 U	18 U	18 U	17 U
trans-1,2-Dichloroethene	µg/kg	300	5.4 U	6.2 U	5.3 U	5.2 U	5.3 U
trans-1,3-Dichloropropene	µg/kg	-	5.4 U	6.2 U	5.3 U	5.2 U	5.3 U
Trichloroethene	µg/kg	700	5.4 U	6.2 U	5.3 U	5.2 U	5.3 U
Vinyl chloride	µg/kg	200	11 U	12 U	11 U	10 U	11 U
Xylene (total)	µg/kg	1200	16 U	19 U	16 U	16 U	16 U
Semi-Volatiles							
1,2,4-Trichlorobenzene	µg/kg	3400	360 U	410 U	350 U	340 U	350 U
1,2-Dichlorobenzene	µg/kg	7900	360 U	410 U	350 U	340 U	350 U
1,3-Dichlorobenzene	µg/kg	1600	360 U	410 U	350 U	340 U	350 U
1,4-Dichlorobenzene	µg/kg	8500	360 U	410 U	350 U	340 U	350 U
2,2'-oxybis(1-Chloropropane)	µg/kg	-	360 UJ	410 U	350 U	340 U	350 U

TABLE 5.1

SOIL ANALYTICAL RESULTS SUMMARY
SEPTEMBER-OCTOBER 2001
VON ROLLS ISOLA

Sample Location:		*NYSDEC*	*U8-SB4*	*U18-SB4*	*U18-SB1*	*U18-SB1*	*U18-SB1*
Sample ID:		*TAGM 4046*	*S-18631-092801-MEJ-012a*	*S-18631-100101-MEJ-012b*	*S-18631-092501-MEJ-004a*	*S-18631-092501-MEJ-004b*	*S-18631-092501-MEJ-005a*
Sample Date:		*Recommended Soil*	*9/28/2001*	*10/1/2001*	*9/25/2001*	*9/25/2001*	*9/25/2001*
		Cleanup Objective	*22-24 ft*	*50-52 ft*	*2-4 ft*	*18-20 ft*	*2-4 ft*
Parameter	*Unit*						
2,4,5-Trichlorophenol	µg/kg	100	360 U	410 U	350 U	340 U	350 U
2,4,6-Trichlorophenol	µg/kg	-	360 U	410 U	350 U	340 U	350 U
2,4-Dichlorophenol	µg/kg	400	360 U	410 U	350 U	340 U	350 U
2,4-Dimethylphenol	µg/kg	-	360 U	410 U	350 U	340 U	350 U
2,4-Dinitrophenol	µg/kg	200 or MDL	1700 U	2000 UJ	1700 U	1700 U	1700 U
2,4-Dinitrotoluene	µg/kg	-	360 U	410 U	350 U	340 U	350 U
2,6-Dinitrotoluene	µg/kg	1	360 U	410 U	350 U	340 U	350 U
2-Chloronaphthalene	µg/kg	-	360 U	410 U	350 U	340 U	350 U
2-Chlorophenol	µg/kg	800	360 U	410 U	350 U	340 U	350 U
2-Methyl naphthalene	µg/kg	36400	360 U	410 U	350 U	340 U	350 U
2-Methylphenol	µg/kg	100 or MDL	360 U	410 U	350 U	340 U	350 U
2-Nitroaniline	µg/kg	430 or MDL	1700 U	2000 U	1700 U	1700 U	1700 U
2-Nitrophenol	µg/kg	330 or MDL	360 U	410 U	350 U	340 U	350 U
3,3'-Dichlorobenzidine	µg/kg	-	1700 U	2000 U	1700 U	1700 U	1700 U
3-Nitroaniline	µg/kg	500 or MDL	1700 U	2000 U	1700 U	1700 U	1700 U
4,6-Dinitro-2-methylphenol	µg/kg	-	1700 U	2000 U	1700 U	1700 U	1700 U
4-Bromophenyl phenyl ether	µg/kg	-	360 U	410 U	350 U	340 U	350 U
4-Chloro-3-methylphenol	µg/kg	240 or MDL	360 U	410 U	350 U	340 U	350 U
4-Chloroaniline	µg/kg	220 or MDL	360 U	410 U	350 U	340 U	350 U
4-Chlorophenyl phenyl ether	µg/kg	-	360 U	410 U	350 U	340 U	350 U
4-Methylphenol	µg/kg	900	360 U	410 U	350 U	340 U	350 U
4-Nitroaniline	µg/kg	-	1700 U	2000 U	1700 U	1700 U	1700 U
4-Nitrophenol	µg/kg	100 or MDL	1700 U	2000 U	1700 U	1700 U	1700 U
Acenaphthene	µg/kg	50,000	360 U	410 U	350 U	340 U	350 U
Acenaphthylene	µg/kg	41000	360 U	410 U	350 U	340 U	350 U
Anthracene	µg/kg	50000	360 U	410 U	350 U	340 U	350 U
Benzo(a)anthracene	µg/kg	224 or MDL	360 U	410 U	350 U	340 U	350 U
Benzo(a)pyrene	µg/kg	61 or MDL	360 U	410 U	350 U	340 U	350 U
Benzo(b)fluoranthene	µg/kg	1100	360 U	410 U	350 U	340 U	350 U
Benzo(g,h,i)perylene	µg/kg	50000	360 U	410 U	350 U	340 U	350 U
Benzo(k)fluoranthene	µg/kg	1100	360 U	410 U	350 U	340 U	350 U
bis(2-Chloroethoxy)methane	µg/kg	-	360 U	410 U	350 U	340 U	350 U
bis(2-Chloroethyl)ether	µg/kg	-	360 U	410 U	350 U	340 U	350 U
bis(2-Ethylhexyl)phthalate	µg/kg	50000	230 J	66 J	210 J	64 J	91 J
Butyl benzylphthalate	µg/kg	50000	360 U	410 U	350 U	340 U	350 U
Carbazole	µg/kg	-	360 U	410 U	350 U	340 U	350 U
Chrysene	µg/kg	400	360 U	410 U	350 U	340 U	350 U
Dibenz(a,h)anthracene	µg/kg	14 or MDL	360 U	410 U	350 U	340 U	350 U
Dibenzofuran	µg/kg	6200	360 U	410 U	350 U	340 U	350 U
Diethyl phthalate	µg/kg	7100	360 U	410 U	350 U	340 U	350 U
Dimethyl phthalate	µg/kg	2000	360 U	410 U	350 U	340 U	350 U
Di-n-butylphthalate	µg/kg	8100	360 U	410 U	350 U	340 U	350 U
Di-n-octyl phthalate	µg/kg	50000	360 U	410 U	350 U	340 U	350 U

TABLE 5.1

SOIL ANALYTICAL RESULTS SUMMARY
SEPTEMBER-OCTOBER 2001
VON ROLLS ISOLA

Sample Location:		*NYSDEC*	*U8-SB4*	*U18-SB4*	*U18-SB1*	*U18-SB1*	*U18-SB1*
Sample ID:		*TAGM 4046*	*S-18631-092801-MEJ-012a*	*S-18631-100101-MEJ-012b*	*S-18631-092501-MEJ-004a*	*S-18631-092501-MEJ-004b*	*S-18631-092501-MEJ-005a*
Sample Date:		*Recommended Soil*	*9/28/2001*	*10/1/2001*	*9/25/2001*	*9/25/2001*	*9/25/2001*
		Cleanup Objective	*22-24 ft*	*50-52 ft*	*2-4 ft*	*18-20 ft*	*2-4 ft*
Parameter	*Unit*						
Fluoranthene	µg/kg	50000	360 U	410 U	350 U	340 U	350 U
Fluorene	µg/kg	50000	360 U	410 U	350 U	340 U	350 U
Hexachlorobenzene	µg/kg	410	360 U	410 U	350 U	340 U	350 U
Hexachlorobutadiene	µg/kg	-	360 U	410 U	350 U	340 U	350 U
Hexachlorocyclopentadiene	µg/kg	-	1700 UJ	2000 U	1700 UJ	1700 UJ	1700 UJ
Hexachloroethane	µg/kg	-	360 U	410 U	350 U	340 U	350 U
Indeno(1,2,3-cd)pyrene	µg/kg	3200	360 U	410 U	350 U	340 U	350 U
Isophorone	µg/kg	4400	360 U	410 U	350 U	340 U	350 U
Naphthalene	µg/kg	13000	360 U	410 U	350 U	340 U	350 U
Nitrobenzene	µg/kg	200 or MDL	360 U	410 U	350 U	340 U	350 U
N-Nitrosodi-n-propylamine	µg/kg	-	360 U	410 U	350 U	340 U	350 U
N-Nitrosodiphenylamine	µg/kg	-	360 U	410 U	350 U	340 U	350 U
Pentachlorophenol	µg/kg	1000 or MDL	1700 U	2000 U	1700 U	1700 U	1700 U
Phenanthrene	µg/kg	50000	360 U	410 U	350 U	340 U	350 U
Phenol	µg/kg	30 or MDL	360 U	410 U	350 U	340 U	350 U
Pyrene	µg/kg	50000	360 U	410 U	350 U	340 U	350 U
PCBs							
Aroclor-1016 (PCB-1016)	µg/kg	1000	36 U	41 U	35 U	34 U	35 U
Aroclor-1221 (PCB-1221)	µg/kg	1000	36 U	41 U	35 U	34 U	35 U
Aroclor-1232 (PCB-1232)	µg/kg	1000	36 U	41 U	35 U	34 U	35 U
Aroclor-1242 (PCB-1242)	µg/kg	1000	36 U	41 U	35 U	34 U	35 U
Aroclor-1248 (PCB-1248)	µg/kg	1000	36 U	41 U	35 U	34 U	35 U
Aroclor-1254 (PCB-1254)	µg/kg	1000	36 U	41 U	35 U	34 U	35 U
Aroclor-1260 (PCB-1260)	µg/kg	1000	36 U	41 U	35 U	34 U	35 U
General Chemistry							
Phenolics (Total)	mg/kg	-	1.1 U	1.2 U	1.1 U	1.0 U	1.1 U
Total Solids	%	-	91.9	81.0	95.0	95.9	95.0

Notes:

ND - Non-detect at associated value.
U - Non-detect at associated value.
J - Associated value is considered estimated.
[ ] - NYSDEC Class GA exceedance.

TABLE 5.1

SOIL ANALYTICAL RESULTS SUMMARY
SEPTEMBER-OCTOBER 2001
VON ROLLS ISOLA

Sample Location:		*NYSDEC*	*U18-SB1*	*U18-SB2*	*U18-SB2*	*U18-SB3*	*U18-SB3*
Sample ID:		*TAGM 4046*	*S-18631-092501-MEJ-005b*	*S-18631-092401-MEJ-001a*	*S-18631-092401-MEJ-001b*	*S-18631-092401-MEJ-002a*	*S-18631-092401-MEJ-002b*
Sample Date:		*Recommended Soil*	*9/25/2001*	*9/24/2001*	*9/24/2001*	*9/24/2001*	*9/24/2001*
		Cleanup Objective	*18-20 ft*	*2-4 ft*	*18-20 ft*	*18-20 ft*	*40-42 ft*
Parameter	*Unit*						
Volatiles							
1,1,1-Trichloroethane	µg/kg	800	5.2 U	5.3 U	5.2 U	5.2 U	5.2 U
1,1,2,2-Tetrachloroethane	µg/kg	600	5.2 U	5.3 U	5.2 U	5.2 U	5.2 U
1,1,2-Trichloroethane	µg/kg	-	5.2 U	5.3 U	5.2 U	5.2 U	5.2 U
1,1-Dichloroethane	µg/kg	200	5.2 U	5.3 U	5.2 U	5.2 U	5.2 U
1,1-Dichloroethene	µg/kg	400	5.2 U	5.3 U	5.2 U	5.2 U	5.2 U
1,2-Dichloroethane	µg/kg	100	5.2 U	5.3 U	5.2 U	5.2 U	5.2 U
1,2-Dichloropropane	µg/kg	-	5.2 U	5.3 U	5.2 U	5.2 U	5.2 U
2-Butanone	µg/kg	300	21 U	21 U	21 U	3.2 J	21 U
2-Hexanone	µg/kg	-	21 UJ	21 U	21 U	21 U	21 U
4-Methyl-2-pentanone	µg/kg	-	21 U	21 U	21 U	21 U	21 U
Acetone	µg/kg	200	21 U	21 U	21 U	21 U	21 U
Benzene	µg/kg	60	5.2 U	5.3 U	5.2 U	5.2 U	5.2 U
Bromodichloromethane	µg/kg	-	5.2 U	5.3 U	5.2 U	5.2 U	5.2 U
Bromoform	µg/kg	-	5.2 U	5.3 U	5.2 U	5.2 U	5.2 U
Bromomethane	µg/kg	-	R	11 U	10 U	10 U	10 U
Carbon disulfide	µg/kg	2700	5.2 U	5.3 U	5.2 U	5.2 U	5.2 U
Carbon tetrachloride	µg/kg	600	5.2 U	5.3 U	5.2 U	5.2 U	5.2 U
Chlorobenzene	µg/kg	1700	5.2 U	5.3 U	5.2 U	5.2 U	5.2 U
Chloroethane	µg/kg	1900	10 UJ	11 U	10 U	10 U	10 U
Chloroform (Trichloromethane)	µg/kg	300	5.2 U	5.3 U	5.2 U	5.2 U	5.2 U
Chloromethane	µg/kg	-	10 U	11 U	10 U	10 U	10 U
cis-1,2-Dichloroethene	µg/kg	-	5.2 U	5.3 U	5.2 U	5.2 U	5.2 U
cis-1,3-Dichloropropene	µg/kg	-	5.2 U	5.3 U	5.2 U	5.2 U	5.2 U
Dibromochloromethane	µg/kg	-	5.2 U	5.3 U	5.2 U	5.2 U	5.2 U
Ethylbenzene	µg/kg	5500	5.2 U	5.3 U	5.2 U	5.2 U	5.2 U
Methylene chloride	µg/kg	100	5.2 U	5.3 U	5.2 U	5.2 U	5.2 U
Styrene	µg/kg	-	5.2 U	5.3 U	5.2 U	5.2 U	5.2 U
Tetrachloroethene	µg/kg	1400	5.2 U	5.3 U	5.2 U	5.2 U	5.2 U
Toluene	µg/kg	1500	5.2 U	6.1 U	16	32	34
Total Petroleum Hydrocarbons (C21-C28)	µg/kg	-	17 U	19 U	18 U	20 U	21 U
trans-1,2-Dichloroethene	µg/kg	300	5.2 U	5.3 U	5.2 U	5.2 U	5.2 U
trans-1,3-Dichloropropene	µg/kg	-	5.2 U	5.3 U	5.2 U	5.2 U	5.2 U
Trichloroethene	µg/kg	700	5.2 U	5.3 U	5.2 U	5.2 U	5.2 U
Vinyl chloride	µg/kg	200	10 U	11 U	10 U	10 U	10 U
Xylene (total)	µg/kg	1200	16 U	16 U	16 U	16 U	16 U
Semi-Volatiles							
1,2,4-Trichlorobenzene	µg/kg	3400	340 U	350 U	350 U	340 U	350 U
1,2-Dichlorobenzene	µg/kg	7900	340 U	350 U	350 U	340 U	350 U
1,3-Dichlorobenzene	µg/kg	1600	340 U	350 U	350 U	340 U	350 U
1,4-Dichlorobenzene	µg/kg	8500	340 U	350 U	350 U	340 U	350 U
2,2'-oxybis(1-Chloropropane)	µg/kg	-	340 U	350 U	350 U	340 U	350 U

TABLE 5.1

SOIL ANALYTICAL RESULTS SUMMARY
SEPTEMBER-OCTOBER 2001
VON ROLLS ISOLA

Sample Location:		*NYSDEC*	*U18-SB1*	*U18-SB2*	*U18-SB2*	*U18-SB3*	*U18-SB3*
Sample ID:		*TAGM 4046*	*S-18631-092501-MEJ-005b*	*S-18631-092401-MEJ-001a*	*S-18631-092401-MEJ-001b*	*S-18631-092401-MEJ-002a*	*S-18631-092401-MEJ-002b*
Sample Date:		*Recommended Soil*	*9/25/2001*	*9/24/2001*	*9/24/2001*	*9/24/2001*	*9/24/2001*
		Cleanup Objective	*18-20 ft*	*2-4 ft*	*18-20 ft*	*18-20 ft*	*40-42 ft*
Parameter	*Unit*						
2,4,5-Trichlorophenol	µg/kg	100	340 U	350 U	350 U	340 U	350 U
2,4,6-Trichlorophenol	µg/kg	-	340 U	350 U	350 U	340 U	350 U
2,4-Dichlorophenol	µg/kg	400	340 U	350 U	350 U	340 U	350 U
2,4-Dimethylphenol	µg/kg	-	340 U	350 U	350 U	340 U	350 U
2,4-Dinitrophenol	µg/kg	200 or MDL	1700 U	1700 U	1700 U	1700 U	1700 U
2,4-Dinitrotoluene	µg/kg	-	340 U	350 U	350 U	340 U	350 U
2,6-Dinitrotoluene	µg/kg	1	340 U	350 U	350 U	340 U	350 U
2-Chloronaphthalene	µg/kg	-	340 U	350 U	350 U	340 U	350 U
2-Chlorophenol	µg/kg	800	340 U	350 U	350 U	340 U	350 U
2-Methyl naphthalene	µg/kg	36400	340 U	350 U	350 U	340 U	350 U
2-Methylphenol	µg/kg	100 or MDL	340 U	350 U	350 U	340 U	350 U
2-Nitroaniline	µg/kg	430 or MDL	1700 U	1700 U	1700 U	1700 U	1700 U
2-Nitrophenol	µg/kg	330 or MDL	340 U	350 U	350 U	340 U	350 U
3,3' Dichlorobenzidine	µg/kg	-	1700 U	1700 U	1700 U	1700 U	1700 U
3-Nitroaniline	µg/kg	500 or MDL	1700 U	1700 U	1700 U	1700 U	1700 U
4,6-Dinitro-2-methylphenol	µg/kg	-	1700 U	1700 U	1700 U	1700 U	1700 U
4-Bromophenyl phenyl ether	µg/kg	-	340 U	350 U	350 U	340 U	350 U
4-Chloro-3-methylphenol	µg/kg	240 or MDL	340 U	350 U	350 U	340 U	350 U
4-Chloroaniline	µg/kg	220 or MDL	340 U	350 U	350 U	340 U	350 U
4-Chlorophenyl phenyl ether	µg/kg	-	340 U	350 U	350 U	340 U	350 U
4-Methylphenol	µg/kg	900	340 U	350 U	350 U	340 U	350 U
4-Nitroaniline	µg/kg	-	1700 U	1700 U	1700 U	1700 U	1700 U
4-Nitrophenol	µg/kg	100 or MDL	1700 U	1700 U	1700 U	1700 U	1700 U
Acenaphthene	µg/kg	50,000	340 U	350 U	350 U	340 U	350 U
Acenaphthylene	µg/kg	41000	340 U	350 U	350 U	340 U	350 U
Anthracene	µg/kg	50000	340 U	350 U	350 U	340 U	350 U
Benzo(a)anthracene	µg/kg	224 or MDL	340 U	350 U	350 U	340 U	350 U
Benzo(a)pyrene	µg/kg	61 or MDL	340 U	350 U	350 U	340 U	350 U
Benzo(b)fluoranthene	µg/kg	1100	340 U	350 U	350 U	340 U	350 U
Benzo(g,h,i)perylene	µg/kg	50000	340 U	350 U	350 U	340 U	350 U
Benzo(k)fluoranthene	µg/kg	1100	340 U	350 U	350 U	340 U	350 U
bis(2-Chloroethoxy)methane	µg/kg	-	340 U	350 U	350 U	340 U	350 U
bis(2-Chloroethyl)ether	µg/kg	-	340 U	350 U	350 U	340 U	350 U
bis(2-Ethylhexyl)phthalate	µg/kg	50000	78 J	55 J	250 J	880	75 J
Butyl benzylphthalate	µg/kg	50000	340 U	350 U	350 U	340 U	350 U
Carbazole	µg/kg	-	340 U	350 U	350 U	340 U	350 U
Chrysene	µg/kg	400	340 U	350 U	350 U	340 U	350 U
Dibenz(a,h)anthracene	µg/kg	14 or MDL	340 U	350 U	350 U	340 U	350 U
Dibenzofuran	µg/kg	6200	340 U	350 U	350 U	340 U	350 U
Diethyl phthalate	µg/kg	7100	340 U	350 U	350 U	340 U	350 U
Dimethyl phthalate	µg/kg	2000	340 U	350 U	350 U	340 U	350 U
Di-n-butylphthalate	µg/kg	8100	340 U	350 U	350 U	340 U	350 U
Di-n-octyl phthalate	µg/kg	50000	340 U	350 U	350 U	340 U	350 U

TABLE 5.1

SOIL ANALYTICAL RESULTS SUMMARY
SEPTEMBER-OCTOBER 2001
VON ROLLS ISOLA

Sample Location:		*NYSDEC*	*U18-SB1*	*U18-SB2*	*U18-SB2*	*U18-SB3*	*U18-SB3*
Sample ID:		*TAGM 4046*	*S-18631-092501-MEJ-005b*	*S-18631-092401-MEJ-001a*	*S-18631-092401-MEJ-001b*	*S-18631-092401-MEJ-002a*	*S-18631-092401-MEJ-002b*
Sample Date:		*Recommended Soil*	*9/25/2001*	*9/24/2001*	*9/24/2001*	*9/24/2001*	*9/24/2001*
		Cleanup Objective	*18-20 ft*	*2-4 ft*	*18-20 ft*	*18-20 ft*	*40-42 ft*
Parameter	*Unit*						
Fluoranthene	µg/kg	50000	340 U	350 U	350 U	340 U	350 U
Fluorene	µg/kg	50000	340 U	350 U	350 U	340 U	350 U
Hexachlorobenzene	µg/kg	410	340 U	350 U	350 U	340 U	350 U
Hexachlorobutadiene	µg/kg	-	340 U	350 U	350 U	340 U	350 U
Hexachlorocyclopentadiene	µg/kg	-	1700 UJ	1700 U	1700 U	1700 U	1700 UJ
Hexachloroethane	µg/kg	-	340 U	350 U	350 U	340 U	350 U
Indeno(1,2,3-cd)pyrene	µg/kg	3200	340 U	350 U	350 U	340 U	350 U
Isophorone	µg/kg	4400	340 U	350 U	350 U	340 U	350 U
Naphthalene	µg/kg	13000	340 U	350 U	350 U	340 U	350 U
Nitrobenzene	µg/kg	200 or MDL	340 U	350 U	350 U	340 U	350 U
N-Nitrosodi-n-propylamine	µg/kg	-	340 U	350 U	350 U	340 U	350 U
N-Nitrosodiphenylamine	µg/kg	-	340 U	350 U	350 U	340 U	350 U
Pentachlorophenol	µg/kg	1000 or MDL	1700 U	1700 U	1700 U	1700 U	1700 U
Phenanthrene	µg/kg	50000	340 U	350 U	350 U	340 U	350 U
Phenol	µg/kg	30 or MDL	340 U	350 U	350 U	340 U	350 U
Pyrene	µg/kg	50000	340 U	350 U	350 U	340 U	350 U
PCBs							
Aroclor-1016 (PCB-1016)	µg/kg	1000	34 U	35 U	35 U	34 U	35 U
Aroclor-1221 (PCB-1221)	µg/kg	1000	34 U	35 U	35 U	34 U	35 U
Aroclor-1232 (PCB-1232)	µg/kg	1000	34 U	35 U	35 U	34 U	35 U
Aroclor-1242 (PCB-1242)	µg/kg	1000	34 U	35 U	35 U	34 U	35 U
Aroclor-1248 (PCB-1248)	µg/kg	1000	34 U	35 U	35 U	34 U	35 U
Aroclor-1254 (PCB-1254)	µg/kg	1000	34 U	35 U	35 U	34 U	35 U
Aroclor-1260 (PCB-1260)	µg/kg	1000	34 U	35 U	35 U	34 U	35 U
General Chemistry							
Phenolics (Total)	mg/kg	-	1.0 U	1.1 U	1.0 U	1.0 U	1.0 U
Total Solids	%	-	95.7	94.8	95.6	96.1	95.4

Notes:

ND - Non-detect at associated value.
U - Non-detect at associated value.
J - Associated value is considered estimated.
[ ] - NYSDEC Class GA exceedance.

TABLE 5.1

SOIL ANALYTICAL RESULTS SUMMARY
SEPTEMBER-OCTOBER 2001
VON ROLLS ISOLA

Sample Location:		*NYSDEC*	*U18-SB4*	*U18-SB4*	*U19-SB1*	*U19-SB1*	*U19-SB2*
Sample ID:		*TAGM 4046*	*S-18631-092501-MEJ-003a*	*S-18631-092501-MEJ-003b*	*S-18631-092601-MEJ-007a*	*S-18631-092601-MEJ-007b*	*S-18631-092601-MEJ-006a*
Sample Date:		*Recommended Soil*	*9/25/2001*	*9/25/2001*	*9/26/2001*	*9/26/2001*	*9/26/2001*
		Cleanup Objective	*4-6 ft*	*22-24 ft*	*2-4 ft*	*18-20 ft*	*20-22 ft*
Parameter	*Unit*						
Volatiles							
1,1,1-Trichloroethane	µg/kg	800	5.3 U	5.3 U	5.2 U	5.3 U	5.2 U
1,1,2,2-Tetrachloroethane	µg/kg	600	5.3 U	5.3 U	5.2 U	5.3 U	5.2 U
1,1,2-Trichloroethane	µg/kg	-	5.3 U	5.3 U	5.2 U	5.3 U	5.2 U
1,1-Dichloroethane	µg/kg	200	5.3 U	5.3 U	5.2 U	5.3 U	5.2 U
1,1-Dichloroethene	µg/kg	400	5.3 U	5.3 U	5.2 U	5.3 U	5.2 U
1,2-Dichloroethane	µg/kg	100	5.3 U	5.3 U	5.2 U	5.3 U	5.2 U
1,2-Dichloropropane	µg/kg	-	5.3 U	5.3 U	5.2 U	5.3 U	5.2 U
2-Butanone	µg/kg	300	21 U	21 U	21 U	21 U	21 U
2-Hexanone	µg/kg	-	21 U	21 U	21 U	21 U	21 U
4-Methyl-2-pentanone	µg/kg	-	21 U	21 U	21 U	21 U	21 U
Acetone	µg/kg	200	21 UJ	21 UJ	21 UJ	21 UJ	21 UJ
Benzene	µg/kg	60	5.3 U	5.3 U	5.2 U	5.3 U	5.2 U
Bromodichloromethane	µg/kg	-	5.3 U	5.3 U	5.2 U	5.3 U	5.2 U
Bromoform	µg/kg	-	5.3 U	5.3 U	5.2 U	5.3 U	5.2 U
Bromomethane	µg/kg	-	11 U	11 U	10 U	11 U	10 U
Carbon disulfide	µg/kg	2700	5.3 U	5.3 U	5.2 U	5.3 U	5.2 U
Carbon tetrachloride	µg/kg	600	5.3 U	5.3 U	5.2 U	5.3 U	5.2 U
Chlorobenzene	µg/kg	1700	5.3 U	5.3 U	5.2 U	5.3 U	5.2 U
Chloroethane	µg/kg	1900	11 U	11 U	10 U	11 U	10 U
Chloroform (Trichloromethane)	µg/kg	300	5.3 U	5.3 U	5.2 U	5.3 U	5.2 U
Chloromethane	µg/kg	-	11 U	11 U	10 U	11 U	10 U
cis-1,2-Dichloroethene	µg/kg	-	5.3 U	5.3 U	5.2 U	5.3 U	5.2 U
cis-1,3-Dichloropropene	µg/kg	-	5.3 U	5.3 U	5.2 U	5.3 U	5.2 U
Dibromochloromethane	µg/kg	-	5.3 U	5.3 U	5.2 U	5.3 U	5.2 U
Ethylbenzene	µg/kg	5500	5.3 U	5.3 U	5.2 U	5.3 U	5.2 U
Methylene chloride	µg/kg	100	5.3 UJ	5.3 UJ	5.2 UJ	5.3 UJ	5.2 UJ
Styrene	µg/kg	-	5.3 U	5.3 U	5.2 U	5.3 U	5.2 U
Tetrachloroethene	µg/kg	1400	5.3 U	5.3 U	5.2 U	5.3 U	5.2 U
Toluene	µg/kg	1500	3.4 J	3.9 J	5.2 U	1.2 J	5.2 U
Total Petroleum Hydrocarbons (C21-C28)	µg/kg	-	57	4.4 J	17 U	17 U	17 U
trans-1,2-Dichloroethene	µg/kg	300	5.3 U	5.3 U	5.2 U	5.3 U	5.2 U
trans-1,3-Dichloropropene	µg/kg	-	5.3 U	5.3 U	5.2 U	5.3 U	5.2 U
Trichloroethene	µg/kg	700	5.3 U	5.3 U	5.2 U	5.3 U	5.2 U
Vinyl chloride	µg/kg	200	11 U	11 U	10 U	11 U	10 U
Xylene (total)	µg/kg	1200	16 U	16 U	16 U	16 U	16 U
Semi-Volatiles							
1,2,4-Trichlorobenzene	µg/kg	3400	350 U	350 U	340 U	350 U	340 U
1,2-Dichlorobenzene	µg/kg	7900	350 U	350 U	340 U	350 U	340 U
1,3-Dichlorobenzene	µg/kg	1600	350 U	350 U	340 U	350 U	340 U
1,4-Dichlorobenzene	µg/kg	8500	350 U	350 U	340 U	350 U	340 U
2,2'-oxybis(1-Chloropropane)	µg/kg	-	350 U	350 U	340 U	350 U	340 U

TABLE 5.1

SOIL ANALYTICAL RESULTS SUMMARY
SEPTEMBER-OCTOBER 2001
VON ROLLS ISOLA

Sample Location:		*NYSDEC*	*U18-SB4*	*U18-SB4*	*U19-SB1*	*U19-SB1*	*U19-SB2*
Sample ID:		*TAGM 4046*	*S-18631-092501-MEJ-003a*	*S-18631-092501-MEJ-003b*	*S-18631-092601-MEJ-007a*	*S-18631-092601-MEJ-007b*	*S-18631-092601-MEJ-006a*
Sample Date:		*Recommended Soil*	*9/25/2001*	*9/25/2001*	*9/26/2001*	*9/26/2001*	*9/26/2001*
		Cleanup Objective	*4-6 ft*	*22-24 ft*	*2-4 ft*	*18-20 ft*	*20-22 ft*
Parameter	*Unit*						
2,4,5-Trichlorophenol	µg/kg	100	350 U	350 U	340 U	350 U	340 U
2,4,6-Trichlorophenol	µg/kg	-	350 U	350 U	340 U	350 U	340 U
2,4-Dichlorophenol	µg/kg	400	350 U	350 U	340 U	350 U	340 U
2,4-Dimethylphenol	µg/kg	-	5600	240 J	340 U	350 U	340 U
2,4-Dinitrophenol	µg/kg	200 or MDL	1700 U	1700 U	1700 U	1700 U	1700 UJ
2,4-Dinitrotoluene	µg/kg	-	350 U	350 U	340 U	350 U	340 U
2,6-Dinitrotoluene	µg/kg	1	350 U	350 U	340 U	350 U	340 U
2-Chloronaphthalene	µg/kg	-	350 U	350 U	340 U	350 U	340 U
2-Chlorophenol	µg/kg	800	350 U	350 U	340 U	350 U	340 U
2-Methyl naphthalene	µg/kg	36400	350 U	350 U	340 U	350 U	340 U
2-Methylphenol	µg/kg	100 or MDL	350 U	350 U	340 U	350 U	340 U
2-Nitroaniline	µg/kg	430 or MDL	1700 U	1700 U	1700 U	1700 U	1700 U
2-Nitrophenol	µg/kg	330 or MDL	350 U	350 U	340 U	350 U	340 U
3,3' Dichlorobenzidine	µg/kg	-	1700 U	1700 U	1700 U	1700 U	1700 U
3-Nitroaniline	µg/kg	500 or MDL	1700 U	1700 U	1700 U	1700 U	1700 U
4,6-Dinitro-2-methylphenol	µg/kg	-	1700 U	1700 U	1700 U	1700 U	1700 U
4-Bromophenyl phenyl ether	µg/kg	-	350 U	350 U	340 U	350 U	340 U
4-Chloro-3-methylphenol	µg/kg	240 or MDL	350 U	350 U	340 U	350 U	340 U
4-Chloroaniline	µg/kg	220 or MDL	350 U	350 U	340 U	350 U	340 U
4-Chlorophenyl phenyl ether	µg/kg	-	350 U	350 U	340 U	350 U	340 U
4-Methylphenol	µg/kg	900	350 U	350 U	340 U	350 U	340 U
4-Nitroaniline	µg/kg	-	1700 U	1700 U	1700 U	1700 U	1700 U
4-Nitrophenol	µg/kg	100 or MDL	1700 U	1700 U	1700 U	1700 U	1700 U
Acenaphthene	µg/kg	50,000	350 U	350 U	340 U	350 U	340 U
Acenaphthylene	µg/kg	41000	350 U	350 U	340 U	350 U	340 U
Anthracene	µg/kg	50000	350 U	350 U	340 U	350 U	340 U
Benzo(a)anthracene	µg/kg	224 or MDL	350 U	350 U	340 U	350 U	340 U
Benzo(a)pyrene	µg/kg	61 or MDL	350 U	350 U	340 U	350 U	340 U
Benzo(b)fluoranthene	µg/kg	1100	350 U	350 U	340 U	350 U	340 U
Benzo(g,h,i)perylene	µg/kg	50000	350 U	350 U	340 U	350 U	340 U
Benzo(k)fluoranthene	µg/kg	1100	350 U	350 U	340 U	350 U	340 U
bis(2-Chloroethoxy)methane	µg/kg	-	350 U	350 U	340 U	350 U	340 U
bis(2-Chloroethyl)ether	µg/kg	-	350 U	350 U	340 U	350 U	340 U
bis(2-Ethylhexyl)phthalate	µg/kg	50000	160 J	180 J	340 U	39 J	340 U
Butyl benzylphthalate	µg/kg	50000	350 U	350 U	340 U	350 U	340 U
Carbazole	µg/kg	-	350 U	350 U	340 U	350 U	340 U
Chrysene	µg/kg	400	350 U	350 U	340 U	350 U	340 U
Dibenz(a,h)anthracene	µg/kg	14 or MDL	350 U	350 U	340 U	350 U	340 U
Dibenzofuran	µg/kg	6200	350 U	350 U	340 U	350 U	340 U
Diethyl phthalate	µg/kg	7100	350 U	350 U	340 U	350 U	340 U
Dimethyl phthalate	µg/kg	2000	350 U	350 U	340 U	350 U	340 U
Di-n-butylphthalate	µg/kg	8100	350 U	350 U	340 U	350 U	340 U
Di-n-octyl phthalate	µg/kg	50000	350 U	350 U	340 U	350 U	340 U

TABLE 5.1

SOIL ANALYTICAL RESULTS SUMMARY
SEPTEMBER-OCTOBER 2001
VON ROLLS ISOLA

Sample Location:		*NYSDEC*	*U18-SB4*	*U18-SB4*	*U19-SB1*	*U19-SB1*	*U19-SB2*
Sample ID:		*TAGM 4046*	*S-18631-092501-MEJ-003a*	*S-18631-092501-MEJ-003b*	*S-18631-092601-MEJ-007a*	*S-18631-092601-MEJ-007b*	*S-18631-092601-MEJ-006a*
Sample Date:		*Recommended Soil*	*9/25/2001*	*9/25/2001*	*9/26/2001*	*9/26/2001*	*9/26/2001*
		Cleanup Objective	*4-6 ft*	*22-24 ft*	*2-4 ft*	*18-20 ft*	*20-22 ft*
Parameter	*Unit*						
Fluoranthene	µg/kg	50000	350 U	350 U	49 J	350 U	340 U
Fluorene	µg/kg	50000	350 U	350 U	340 U	350 U	340 U
Hexachlorobenzene	µg/kg	410	350 U	350 U	340 U	350 U	340 U
Hexachlorobutadiene	µg/kg	-	350 U	350 U	340 U	350 U	340 U
Hexachlorocyclopentadiene	µg/kg	-	1700 UJ	1700 UJ	1700 U	1700 U	1700 U
Hexachloroethane	µg/kg	-	350 U	350 U	340 U	350 U	340 U
Indeno(1,2,3-cd)pyrene	µg/kg	3200	350 U	350 U	340 U	350 U	340 U
Isophorone	µg/kg	4400	350 U	350 U	340 U	350 U	340 U
Naphthalene	µg/kg	13000	350 U	350 U	340 U	350 U	340 U
Nitrobenzene	µg/kg	200 or MDL	350 U	350 U	340 U	350 U	340 U
N-Nitrosodi-n-propylamine	µg/kg	-	350 U	350 U	340 U	350 U	340 U
N-Nitrosodiphenylamine	µg/kg	-	350 U	350 U	340 U	350 U	340 U
Pentachlorophenol	µg/kg	1000 or MDL	1700 U	1700 U	1700 U	1700 U	1700 U
Phenanthrene	µg/kg	50000	350 U	350 U	340 U	350 U	340 U
Phenol	µg/kg	30 or MDL	350 U	350 U	340 U	350 U	340 U
Pyrene	µg/kg	50000	350 U	350 U	41 J	350 U	340 U
PCBs							
Aroclor-1016 (PCB-1016)	µg/kg	1000	35 U	35 U	34 U	35 U	34 U
Aroclor-1221 (PCB-1221)	µg/kg	1000	35 U	35 U	34 U	35 U	34 U
Aroclor-1232 (PCB-1232)	µg/kg	1000	35 U	35 U	34 U	35 U	34 U
Aroclor-1242 (PCB-1242)	µg/kg	1000	35 U	35 U	34 U	35 U	34 U
Aroclor-1248 (PCB-1248)	µg/kg	1000	35 U	35 U	34 U	35 U	34 U
Aroclor-1254 (PCB-1254)	µg/kg	1000	35 U	35 U	34 U	35 U	34 U
Aroclor-1260 (PCB-1260)	µg/kg	1000	35 U	35 U	34 U	35 U	34 U
General Chemistry							
Phenolics (Total)	mg/kg	-	1.1 U	1.1 U	1.0 U	1.1 U	1.0 U
Total Solids	%	-	95.0	95.1	96.0	93.9	96.2

Notes:

ND - Non-detect at associated value.
U - Non-detect at associated value.
J - Associated value is considered estimated.
[ ] - NYSDEC Class GA exceedance.

TABLE 5.1

SOIL ANALYTICAL RESULTS SUMMARY
SEPTEMBER-OCTOBER 2001
VON ROLLS ISOLA

Sample Location:		*NYSDEC*	*U19-SB2*	*U19-SB3*	*U19-SB3*	*U25-SB1*	*U25-SB1*
Sample ID:		*TAGM 4046*	*S-18631-092601-MEJ-006b*	*S-18631-092601-MEJ-008a*	*S-18631-092601-MEJ-008b*	*S-18631-100901-MEJ-021a*	*S-18631-100901-MEJ-021b*
Sample Date:		*Recommended Soil*	*9/26/2001*	*9/26/2001*	*9/26/2001*	*10/9/2001*	*10/9/2001*
		Cleanup Objective	*28-30 ft*	*0-2 ft*	*18-20 ft*	*0-4 ft*	*16-20 ft*
Parameter	*Unit*						
Volatiles							
1,1,1-Trichloroethane	µg/kg	800	5.3 U	5.3 U	5.2 U	5.3 U	5.2 U
1,1,2,2-Tetrachloroethane	µg/kg	600	5.3 U	5.3 U	5.2 U	5.3 U	5.2 U
1,1,2-Trichloroethane	µg/kg	-	5.3 U	5.3 U	5.2 U	5.3 U	5.2 U
1,1-Dichloroethane	µg/kg	200	5.3 U	5.3 U	5.2 U	5.3 U	5.2 U
1,1-Dichloroethene	µg/kg	400	5.3 U	5.3 U	5.2 U	5.3 U	5.2 U
1,2-Dichloroethane	µg/kg	100	5.3 U	5.3 U	5.2 U	5.3 U	5.2 U
1,2-Dichloropropane	µg/kg	-	5.3 U	5.3 U	5.2 U	5.3 U	5.2 U
2-Butanone	µg/kg	300	21 U	21 U	21 U	21 UJ	21 UJ
2-Hexanone	µg/kg	-	21 U	21 U	21 U	21 U	21 U
4-Methyl-2-pentanone	µg/kg	-	21 U	21 U	21 U	21 U	21 U
Acetone	µg/kg	200	21 UJ	21 UJ	21 UJ	21 UJ	21 UJ
Benzene	µg/kg	60	5.3 U	5.3 U	5.2 U	5.3 U	5.2 U
Bromodichloromethane	µg/kg	-	5.3 U	5.3 U	5.2 U	5.3 U	5.2 U
Bromoform	µg/kg	-	5.3 U	5.3 U	5.2 U	5.3 U	5.2 U
Bromomethane	µg/kg	-	11 U	11 U	10 U	R	R
Carbon disulfide	µg/kg	2700	5.3 U	5.3 U	5.2 U	5.3 U	5.2 U
Carbon tetrachloride	µg/kg	600	5.3 U	5.3 U	5.2 U	5.3 U	5.2 U
Chlorobenzene	µg/kg	1700	5.3 U	5.3 U	5.2 U	5.3 U	5.2 U
Chloroethane	µg/kg	1900	11 U	11 U	10 U	11 U	10 U
Chloroform (Trichloromethane)	µg/kg	300	5.3 U	5.3 U	5.2 U	5.3 U	5.2 U
Chloromethane	µg/kg	-	11 U	11 U	10 U	11 U	10 U
cis-1,2-Dichloroethene	µg/kg	-	5.3 U	5.3 U	5.2 U	5.3 U	5.2 U
cis-1,3-Dichloropropene	µg/kg	-	5.3 U	5.3 U	5.2 U	5.3 U	5.2 U
Dibromochloromethane	µg/kg	-	5.3 U	5.3 U	5.2 U	5.3 U	5.2 U
Ethylbenzene	µg/kg	5500	5.3 U	5.3 U	5.2 U	5.3 U	5.2 U
Methylene chloride	µg/kg	100	5.3 UJ	5.3 UJ	5.2 UJ	5.3 U	5.2 U
Styrene	µg/kg	-	5.3 U	5.3 U	5.2 U	5.3 U	5.2 U
Tetrachloroethene	µg/kg	1400	5.3 U	5.3 U	5.2 U	5.3 U	5.2 U
Toluene	µg/kg	1500	1.3 J	5.3 U	2.8 J	2.6 J	2.6 J
Total Petroleum Hydrocarbons (C21-C28)	µg/kg	-	18 U	17 U	17 U	6.7 J	21 U
trans-1,2-Dichloroethene	µg/kg	300	5.3 U	5.3 U	5.2 U	5.3 U	5.2 U
trans-1,3-Dichloropropene	µg/kg	-	5.3 U	5.3 U	5.2 U	5.3 U	5.2 U
Trichloroethene	µg/kg	700	5.3 U	5.3 U	5.2 U	5.3 U	5.2 U
Vinyl chloride	µg/kg	200	11 U	11 U	10 U	11 U	10 U
Xylene (total)	µg/kg	1200	16 U	16 U	16 U	16 U	16 U
Semi-Volatiles							
1,2,4-Trichlorobenzene	µg/kg	3400	350 U	350 U	350 U	350 U	340 U
1,2-Dichlorobenzene	µg/kg	7900	350 U	350 U	350 U	350 U	340 U
1,3-Dichlorobenzene	µg/kg	1600	350 U	350 U	350 U	350 U	340 U
1,4-Dichlorobenzene	µg/kg	8500	350 U	350 U	350 U	350 U	340 U
2,2'-oxybis(1-Chloropropane)	µg/kg	-	350 U	350 U	350 U	350 U	340 U

TABLE 5.1

SOIL ANALYTICAL RESULTS SUMMARY
SEPTEMBER-OCTOBER 2001
VON ROLLS ISOLA

Sample Location:		*NYSDEC*	*U19-SB2*	*U19-SB3*	*U19-SB3*	*U25-SB1*	*U25-SB1*
Sample ID:		*TAGM 4046*	*S-18631-092601-MEJ-006b*	*S-18631-092601-MEJ-008a*	*S-18631-092601-MEJ-008b*	*S-18631-100901-MEJ-021a*	*S-18631-100901-MEJ-021b*
Sample Date:		*Recommended Soil*	*9/26/2001*	*9/26/2001*	*9/26/2001*	*10/9/2001*	*10/9/2001*
		Cleanup Objective	*28-30 ft*	*0-2 ft*	*18-20 ft*	*0-4 ft*	*16-20 ft*
Parameter	*Unit*						
2,4,5-Trichlorophenol	µg/kg	100	350 U	350 U	350 U	350 U	340 U
2,4,6-Trichlorophenol	µg/kg	-	350 U	350 U	350 U	350 U	340 U
2,4-Dichlorophenol	µg/kg	400	350 U	350 U	350 U	350 U	340 U
2,4-Dimethylphenol	µg/kg	-	350 U	350 U	350 U	350 U	340 U
2,4-Dinitrophenol	µg/kg	200 or MDL	1700 UJ	1700 U	1700 U	1700 U	1700 U
2,4-Dinitrotoluene	µg/kg	-	350 U	350 U	350 U	350 U	340 U
2,6-Dinitrotoluene	µg/kg	1	350 U	350 U	350 U	350 U	340 U
2-Chloronaphthalene	µg/kg	-	350 U	350 U	350 U	350 U	340 U
2-Chlorophenol	µg/kg	800	350 U	350 U	350 U	350 U	340 U
2-Methyl naphthalene	µg/kg	36400	350 U	350 U	350 U	350 U	340 U
2-Methylphenol	µg/kg	100 or MDL	350 U	350 U	350 U	350 U	340 U
2-Nitroaniline	µg/kg	430 or MDL	1700 U	1700 U	1700 U	1700 U	1700 U
2-Nitrophenol	µg/kg	330 or MDL	350 U	350 U	350 U	350 U	340 U
3,3' Dichlorobenzidine	µg/kg	-	1700 U	1700 U	1700 U	1700 U	1700 U
3-Nitroaniline	µg/kg	500 or MDL	1700 U	1700 U	1700 U	1700 U	1700 U
4,6-Dinitro-2-methylphenol	µg/kg	-	1700 U	1700 U	1700 U	1700 U	1700 U
4-Bromophenyl phenyl ether	µg/kg	-	350 U	350 U	350 U	350 U	340 U
4-Chloro-3-methylphenol	µg/kg	240 or MDL	350 U	350 U	350 U	350 U	340 U
4-Chloroaniline	µg/kg	220 or MDL	350 U	350 U	350 U	350 U	340 U
4-Chlorophenyl phenyl ether	µg/kg	-	350 U	350 U	350 U	350 U	340 U
4-Methylphenol	µg/kg	900	350 U	350 U	350 U	350 U	340 U
4-Nitroaniline	µg/kg	-	1700 U	1700 U	1700 U	1700 U	1700 U
4-Nitrophenol	µg/kg	100 or MDL	1700 U	1700 U	1700 U	1700 U	1700 U
Acenaphthene	µg/kg	50,000	350 U	350 U	350 U	350 U	340 U
Acenaphthylene	µg/kg	41000	350 U	350 U	350 U	350 U	340 U
Anthracene	µg/kg	50000	350 U	350 U	350 U	350 U	340 U
Benzo(a)anthracene	µg/kg	224 or MDL	350 U	350 U	350 U	170 J	340 U
Benzo(a)pyrene	µg/kg	61 or MDL	350 U	350 U	350 U	**200 J[a]**	340 U
Benzo(b)fluoranthene	µg/kg	1100	350 U	350 U	350 U	190 J	340 U
Benzo(g,h,i)perylene	µg/kg	50000	350 U	350 U	350 U	210 J	340 U
Benzo(k)fluoranthene	µg/kg	1100	350 U	350 U	350 U	220 J	340 U
bis(2-Chloroethoxy)methane	µg/kg	-	350 U	350 U	350 U	350 U	340 U
bis(2-Chloroethyl)ether	µg/kg	-	350 U	350 U	350 U	350 U	340 U
bis(2-Ethylhexyl)phthalate	µg/kg	50000	350 U	350 U	350 U	350 U	55 J
Butyl benzylphthalate	µg/kg	50000	350 U	350 U	350 U	350 U	340 U
Carbazole	µg/kg	-	350 U	350 U	350 U	350 U	340 U
Chrysene	µg/kg	400	350 U	350 U	350 U	230 J	340 U
Dibenz(a,h)anthracene	µg/kg	14 or MDL	350 U	350 U	350 U	**44 J[a]**	340 U
Dibenzofuran	µg/kg	6200	350 U	350 U	350 U	350 U	340 U
Diethyl phthalate	µg/kg	7100	350 U	350 U	350 U	350 U	340 U
Dimethyl phthalate	µg/kg	2000	350 U	350 U	350 U	350 U	340 U
Di-n-butylphthalate	µg/kg	8100	350 U	350 U	350 U	350 U	340 U
Di-n-octyl phthalate	µg/kg	50000	350 U	350 U	350 U	350 U	340 U

TABLE 5.1

SOIL ANALYTICAL RESULTS SUMMARY
SEPTEMBER-OCTOBER 2001
VON ROLLS ISOLA

Sample Location:		*NYSDEC*	*U19-SB2*	*U19-SB3*	*U19-SB3*	*U25-SB1*	*U25-SB1*
Sample ID:		*TAGM 4046*	*S-18631-092601-MEJ-006b*	*S-18631-092601-MEJ-008a*	*S-18631-092601-MEJ-008b*	*S-18631-100901-MEJ-021a*	*S-18631-100901-MEJ-021b*
Sample Date:		*Recommended Soil*	*9/26/2001*	*9/26/2001*	*9/26/2001*	*10/9/2001*	*10/9/2001*
		Cleanup Objective	*28-30 ft*	*0-2 ft*	*18-20 ft*	*0-4 ft*	*16-20 ft*
Parameter	*Unit*						
Fluoranthene	µg/kg	50000	350 U	350 U	350 U	470	340 U
Fluorene	µg/kg	50000	350 U	350 U	350 U	350 U	340 U
Hexachlorobenzene	µg/kg	410	350 U	350 U	350 U	350 U	340 U
Hexachlorobutadiene	µg/kg	-	350 U	350 U	350 U	350 U	340 U
Hexachlorocyclopentadiene	µg/kg	-	1700 U	1700 U	1700 U	1700 U	1700 U
Hexachloroethane	µg/kg	-	350 U	350 U	350 U	350 U	340 U
Indeno(1,2,3-cd)pyrene	µg/kg	3200	350 U	350 U	350 U	210 J	340 U
Isophorone	µg/kg	4400	350 U	350 U	350 U	350 U	340 U
Naphthalene	µg/kg	13000	350 U	350 U	350 U	350 U	340 U
Nitrobenzene	µg/kg	200 or MDL	350 U	350 U	350 U	350 U	340 U
N-Nitrosodi-n-propylamine	µg/kg	-	350 U	350 U	350 U	350 U	340 U
N-Nitrosodiphenylamine	µg/kg	-	350 U	350 U	350 U	350 U	340 U
Pentachlorophenol	µg/kg	1000 or MDL	1700 U	1700 U	1700 U	1700 U	1700 U
Phenanthrene	µg/kg	50000	350 U	350 U	350 U	250 J	340 U
Phenol	µg/kg	30 or MDL	350 U	350 U	350 U	350 U	340 U
Pyrene	µg/kg	50000	350 U	350 U	350 U	420	340 U
PCBs							
Aroclor-1016 (PCB-1016)	µg/kg	1000	35 U	35 U	35 U	35 U	34 U
Aroclor-1221 (PCB-1221)	µg/kg	1000	35 U	35 U	35 U	35 U	34 U
Aroclor-1232 (PCB-1232)	µg/kg	1000	35 U	35 U	35 U	35 U	34 U
Aroclor-1242 (PCB-1242)	µg/kg	1000	35 U	35 U	35 U	35 U	34 U
Aroclor-1248 (PCB-1248)	µg/kg	1000	35 U	35 U	35 U	35 U	34 U
Aroclor-1254 (PCB-1254)	µg/kg	1000	35 U	35 U	35 U	35 U	34 U
Aroclor-1260 (PCB-1260)	µg/kg	1000	35 U	35 U	35 U	35 U	34 U
General Chemistry							
Phenolics (Total)	mg/kg	-	1.1 U	1.1 U	1.0 U	1.1 U	1.0 U
Total Solids	%	-	94.4	94.4	95.5	94.7	95.8

Notes:

ND - Non-detect at associated value.
U - Non-detect at associated value.
J - Associated value is considered estimated.
[ ] - NYSDEC Class GA exceedance.

TABLE 5.1

SOIL ANALYTICAL RESULTS SUMMARY
SEPTEMBER-OCTOBER 2001
VON ROLLS ISOLA

Sample Location:		*NYSDEC*	*U25-SB2*	*U25-SB2*	*U25-SB3*	*U25-SB3*	*VRI-1*
Sample ID:		*TAGM 4046*	*S-18631-100901-MEJ-022a*	*S-18631-100901-MEJ-022b*	*S-18631-100901-MEJ-023a*	*S-18631-100901-MEJ-023b*	*S-18631-101201-MEJ-024*
Sample Date:		*Recommended Soil*	*10/9/2001*	*10/9/2001*	*10/9/2001*	*10/9/2001*	*10/12/2001*
		Cleanup Objective	*0-4 ft*	*16-20 ft*	*0-4 ft*	*16-20 ft*	*55-57 ft*
Parameter	*Unit*						
Volatiles							
1,1,1-Trichloroethane	µg/kg	800	5.3 U	5.1 U	5.4 U	5.2 U	26 U
1,1,2,2-Tetrachloroethane	µg/kg	600	5.3 U	5.1 U	5.4 U	5.2 U	26 U
1,1,2-Trichloroethane	µg/kg	-	5.3 U	5.1 U	5.4 U	5.2 U	26 U
1,1-Dichloroethane	µg/kg	200	5.3 U	5.1 U	5.4 U	5.2 U	26 U
1,1-Dichloroethene	µg/kg	400	5.3 U	5.1 U	5.4 U	5.2 U	26 U
1,2-Dichloroethane	µg/kg	100	5.3 U	5.1 U	5.4 U	5.2 U	26 U
1,2-Dichloropropane	µg/kg	-	5.3 U	5.1 U	5.4 U	5.2 U	26 U
2-Butanone	µg/kg	300	21 UJ	20 UJ	22 UJ	21 UJ	100 UJ
2-Hexanone	µg/kg	-	21 U	20 U	22 U	21 U	100 UJ
4-Methyl-2-pentanone	µg/kg	-	21 U	20 U	22 U	21 U	100 UJ
Acetone	µg/kg	200	21 UJ	20 UJ	22 UJ	21 UJ	100 U
Benzene	µg/kg	60	5.3 U	5.1 U	5.4 U	5.2 U	26 U
Bromodichloromethane	µg/kg	-	5.3 U	5.1 U	5.4 U	5.2 U	26 U
Bromoform	µg/kg	-	5.3 U	5.1 U	5.4 U	5.2 U	26 U
Bromomethane	µg/kg	-	R	R	R	R	R
Carbon disulfide	µg/kg	2700	5.3 U	5.1 U	5.4 U	5.2 U	26 U
Carbon tetrachloride	µg/kg	600	5.3 U	5.1 U	5.4 U	5.2 U	26 U
Chlorobenzene	µg/kg	1700	5.3 U	5.1 U	5.4 U	5.2 U	26 U
Chloroethane	µg/kg	1900	11 U	10 U	11 U	10 U	51 U
Chloroform (Trichloromethane)	µg/kg	300	5.3 U	5.1 U	5.4 U	5.2 U	26 U
Chloromethane	µg/kg	-	11 U	10 U	11 U	10 U	51 U
cis-1,2-Dichloroethene	µg/kg	-	5.3 U	5.1 U	5.4 U	5.2 U	26 U
cis-1,3-Dichloropropene	µg/kg	-	5.3 U	5.1 U	5.4 U	5.2 U	26 U
Dibromochloromethane	µg/kg	-	5.3 U	5.1 U	5.4 U	5.2 U	26 U
Ethylbenzene	µg/kg	5500	5.3 U	5.1 U	5.4 U	5.2 U	210
Methylene chloride	µg/kg	100	5.3 U	5.1 U	5.4 U	5.2 U	26 UJ
Styrene	µg/kg	-	5.3 U	5.1 U	5.4 U	5.2 U	26 U
Tetrachloroethene	µg/kg	1400	5.3 U	5.1 U	5.4 U	5.2 U	26 U
Toluene	µg/kg	1500	2.8 J	3.1 J	3.0 J	2.6 J	18 J
Total Petroleum Hydrocarbons (C21-C28)	µg/kg	-	21 U	20 U	4.2 J	4.4 J	260
trans-1,2-Dichloroethene	µg/kg	300	5.3 U	5.1 U	5.4 U	5.2 U	26 U
trans-1,3-Dichloropropene	µg/kg	-	5.3 U	5.1 U	5.4 U	5.2 U	26 U
Trichloroethene	µg/kg	700	5.3 U	5.1 U	5.4 U	5.2 U	26 U
Vinyl chloride	µg/kg	200	11 U	10 U	11 U	10 U	51 U
Xylene (total)	µg/kg	1200	16 U	15 U	16 U	16 U	**14000[a]**
Semi-Volatiles							
1,2,4-Trichlorobenzene	µg/kg	3400	350 U	340 U	360 U	340 U	340 U
1,2-Dichlorobenzene	µg/kg	7900	350 U	340 U	360 U	340 U	340 U
1,3-Dichlorobenzene	µg/kg	1600	350 U	340 U	360 U	340 U	340 U
1,4-Dichlorobenzene	µg/kg	8500	350 U	340 U	360 U	340 U	340 U
2,2'-oxybis(1-Chloropropane)	µg/kg	-	350 U	340 U	360 U	340 U	340 U

TABLE 5.1

SOIL ANALYTICAL RESULTS SUMMARY
SEPTEMBER-OCTOBER 2001
VON ROLLS ISOLA

Sample Location:		*NYSDEC*	*U25-SB2*	*U25-SB2*	*U25-SB3*	*U25-SB3*	*VRI-1*
Sample ID:		*TAGM 4046*	*S-18631-100901-MEJ-022a*	*S-18631-100901-MEJ-022b*	*S-18631-100901-MEJ-023a*	*S-18631-100901-MEJ-023b*	*S-18631-101201-MEJ-024*
Sample Date:		*Recommended Soil*	*10/9/2001*	*10/9/2001*	*10/9/2001*	*10/9/2001*	*10/12/2001*
		Cleanup Objective	*0-4 ft*	*16-20 ft*	*0-4 ft*	*16-20 ft*	*55-57 ft*
Parameter	*Unit*						
2,4,5-Trichlorophenol	µg/kg	100	350 U	340 U	360 U	340 U	340 U
2,4,6-Trichlorophenol	µg/kg	-	350 U	340 U	360 U	340 U	340 U
2,4-Dichlorophenol	µg/kg	400	350 U	340 U	360 U	340 U	340 U
2,4-Dimethylphenol	µg/kg	-	350 U	340 U	360 U	340 U	1000
2,4-Dinitrophenol	µg/kg	200 or MDL	1700 U	1600 U	1700 U	1700 U	1600 U
2,4-Dinitrotoluene	µg/kg	-	350 U	340 U	360 U	340 U	340 U
2,6-Dinitrotoluene	µg/kg	1	350 U	340 U	360 U	340 U	340 U
2-Chloronaphthalene	µg/kg	-	350 U	340 U	360 U	340 U	340 U
2-Chlorophenol	µg/kg	800	350 U	340 U	360 U	340 U	340 U
2-Methyl naphthalene	µg/kg	36400	350 U	340 U	360 U	340 U	340 U
2-Methylphenol	µg/kg	100 or MDL	350 U	340 U	360 U	340 U	340 U
2-Nitroaniline	µg/kg	430 or MDL	1700 U	1600 U	1700 U	1700 U	1600 U
2-Nitrophenol	µg/kg	330 or MDL	350 U	340 U	360 U	340 U	340 U
3,3'-Dichlorobenzidine	µg/kg	-	1700 U	1600 U	1700 U	1700 U	1600 U
3-Nitroaniline	µg/kg	500 or MDL	1700 U	1600 U	1700 U	1700 U	1600 U
4,6-Dinitro-2-methylphenol	µg/kg	-	1700 U	1600 U	1700 U	1700 U	1600 U
4-Bromophenyl phenyl ether	µg/kg	-	350 U	340 U	360 U	340 U	340 U
4-Chloro-3-methylphenol	µg/kg	240 or MDL	350 U	340 U	360 U	340 U	340 U
4-Chloroaniline	µg/kg	220 or MDL	350 U	340 U	360 U	340 U	340 U
4-Chlorophenyl phenyl ether	µg/kg	-	350 U	340 U	360 U	340 U	340 U
4-Methylphenol	µg/kg	900	350 U	340 U	360 U	340 U	340 U
4-Nitroaniline	µg/kg	-	1700 U	1600 U	1700 U	1700 U	1600 U
4-Nitrophenol	µg/kg	100 or MDL	1700 UJ	1600 UJ	1700 UJ	1700 UJ	1600 U
Acenaphthene	µg/kg	50,000	350 U	340 U	360 U	340 U	340 U
Acenaphthylene	µg/kg	41000	350 U	340 U	360 U	340 U	340 U
Anthracene	µg/kg	50000	350 U	340 U	360 U	340 U	340 U
Benzo(a)anthracene	µg/kg	224 or MDL	39 J	340 U	360 U	340 U	340 U
Benzo(a)pyrene	µg/kg	61 or MDL	56 J	340 U	360 U	340 U	340 U
Benzo(b)fluoranthene	µg/kg	1100	55 J	340 U	360 U	340 U	340 U
Benzo(g,h,i)perylene	µg/kg	50000	62 J	340 U	360 U	340 U	340 U
Benzo(k)fluoranthene	µg/kg	1100	58 J	340 U	360 U	340 U	340 U
bis(2-Chloroethoxy)methane	µg/kg	-	350 U	340 U	360 U	340 U	340 U
bis(2-Chloroethyl)ether	µg/kg	-	350 U	340 U	360 U	340 U	340 U
bis(2-Ethylhexyl)phthalate	µg/kg	50000	350 U	40 J	360 U	340 U	340 U
Butyl benzylphthalate	µg/kg	50000	350 U	340 U	360 U	340 U	340 U
Carbazole	µg/kg	-	350 U	340 U	360 U	340 U	340 U
Chrysene	µg/kg	400	60 J	340 U	360 U	340 U	340 U
Dibenz(a,h)anthracene	µg/kg	14 or MDL	350 U	340 U	360 U	340 U	340 U
Dibenzofuran	µg/kg	6200	350 U	340 U	360 U	340 U	340 U
Diethyl phthalate	µg/kg	7100	350 U	340 U	360 U	340 U	340 U
Dimethyl phthalate	µg/kg	2000	350 U	340 U	360 U	340 U	340 U
Di-n-butylphthalate	µg/kg	8100	350 U	340 U	360 U	340 U	340 U
Di-n-octyl phthalate	µg/kg	50000	350 U	340 U	360 U	340 U	340 U

TABLE 5.1

SOIL ANALYTICAL RESULTS SUMMARY
SEPTEMBER-OCTOBER 2001
VON ROLLS ISOLA

Sample Location:		*NYSDEC*	*U25-SB2*	*U25-SB2*	*U25-SB3*	*U25-SB3*	*VRI-1*
Sample ID:		*TAGM 4046*	*S-18631-100901-MEJ-022a*	*S-18631-100901-MEJ-022b*	*S-18631-100901-MEJ-023a*	*S-18631-100901-MEJ-023b*	*S-18631-101201-MEJ-024*
Sample Date:		*Recommended Soil*	*10/9/2001*	*10/9/2001*	*10/9/2001*	*10/9/2001*	*10/12/2001*
		Cleanup Objective	*0-4 ft*	*16-20 ft*	*0-4 ft*	*16-20 ft*	*55-57 ft*
Parameter	*Unit*						
Fluoranthene	µg/kg	50000	100 J	340 U	360 U	340 U	340 U
Fluorene	µg/kg	50000	350 U	340 U	360 U	340 U	340 U
Hexachlorobenzene	µg/kg	410	350 U	340 U	360 U	340 U	340 U
Hexachlorobutadiene	µg/kg	-	350 U	340 U	360 U	340 U	340 U
Hexachlorocyclopentadiene	µg/kg	-	1700 U	1600 U	1700 U	1700 U	1600 U
Hexachloroethane	µg/kg	-	350 U	340 U	360 U	340 U	340 U
Indeno(1,2,3-cd)pyrene	µg/kg	3200	58 J	340 U	360 U	340 U	340 U
Isophorone	µg/kg	4400	350 U	340 U	360 U	340 U	340 U
Naphthalene	µg/kg	13000	350 U	340 U	360 U	340 U	380
Nitrobenzene	µg/kg	200 or MDL	350 U	340 U	360 U	340 U	340 U
N-Nitrosodi-n-propylamine	µg/kg	-	350 U	340 U	360 U	340 U	340 U
N-Nitrosodiphenylamine	µg/kg	-	350 U	340 U	360 U	340 U	340 U
Pentachlorophenol	µg/kg	1000 or MDL	1700 U	1600 U	1700 U	1700 U	1600 U
Phenanthrene	µg/kg	50000	43 J	340 U	360 U	340 U	340 U
Phenol	µg/kg	30 or MDL	**86 J[a]**	340 U	360 U	340 U	340 U
Pyrene	µg/kg	50000	93 J	340 U	360 U	340 U	340 U
PCBs							
Aroclor-1016 (PCB-1016)	µg/kg	1000	35 U	34 U	36 U	34 U	34 U
Aroclor-1221 (PCB-1221)	µg/kg	1000	35 U	34 U	36 U	34 U	34 U
Aroclor-1232 (PCB-1232)	µg/kg	1000	35 U	34 U	36 U	34 U	34 U
Aroclor-1242 (PCB-1242)	µg/kg	1000	35 U	34 U	36 U	34 U	34 U
Aroclor-1248 (PCB-1248)	µg/kg	1000	35 U	34 U	36 U	34 U	34 U
Aroclor-1254 (PCB-1254)	µg/kg	1000	35 U	34 U	36 U	34 U	34 U
Aroclor-1260 (PCB-1260)	µg/kg	1000	35 U	34 U	36 U	34 U	34 U
General Chemistry							
Phenolics (Total)	mg/kg	-	1.1 U	1.0 U	2.0	1.0 U	1.0 U
Total Solids	%	-	95.1	98.0	92.7	96.3	97.1

Notes:

ND - Non-detect at associated value.
U - Non-detect at associated value.
J - Associated value is considered estimated.
[ ] - NYSDEC Class GA exceedance.

TABLE 5.2

GROUNDWATER ANALYTICAL RESULTS SUMMARY
OCTOBER-NOVEMBER 2001
VON ROLLS ISOLA
OCTOBER 2001

Sample Location:		*NYSDEC*	*GT-1*	*GT-1*	*GT-10*	*GT-12*	*GT-13*	*GT-14*	*GT-15*
Sample ID:		*NYSDEC*	*GW-18631-RW-007*	*GW-18631-RW-008*	*GW-18631-RW-010*	*GW-18631-RW-009*	*GW-18631-RW-005*	*GW-18631-RW-004*	*GW-18631-RW-025*
Sample Date:		*Water Quality*	*10/17/2001*	*10/17/2001*	*10/17/2001*	*10/17/2001*	*10/16/2001*	*10/16/2001*	*10/18/2001*
		Standards and		*Duplicate*					
Parameter	*Unit*	*Guidance Values*							
		a							
Volatiles									
1,1,1-Trichloroethane	µg/L	5	1.0 U	1.0 U	1.0 U	1.0 U	1.0 U	1.0 U	1.0 U
1,1,2,2-Tetrachloroethane	µg/L	5	1.0 U	1.0 U	1.0 U	1.0 U	1.0 U	1.0 U	1.0 U
1,1,2-Trichloroethane	µg/L	1	1.0 U	1.0 U	1.0 U	1.0 U	1.0 U	1.0 U	1.0 U
1,1-Dichloroethane	µg/L	5	1.0 U	1.0 U	1.0 U	1.0 U	1.0 U	1.0 U	1.0 U
1,1-Dichloroethene	µg/L	5	1.0 U	1.0 U	1.0 U	1.0 U	1.0 U	1.0 U	1.0 U
1,2-Dichloroethane	µg/L	0.6	1.0 U	1.0 U	1.0 U	1.0 U	1.0 U	1.0 U	1.0 U
1,2-Dichloropropane	µg/L	1	1.0 U	1.0 U	1.0 U	1.0 U	1.0 U	1.0 U	1.0 U
2 Butanone	µg/L	50	5.0 U	5.0 U	5.0 U	5.0 U	5.0 U	5.0 U	5.0 UJ
2-Hexanone	µg/L	50	5.0 U	5.0 U	5.0 U	5.0 U	5.0 U	5.0 U	5.0 UJ
4-Methyl-2-pentanone	µg/L	-	5.0 U	5.0 U	5.0 U	5.0 U	5.0 U	5.0 U	5.0 U
Acetone	µg/L	50	10 UJ	10 UJ	10 UJ	10 UJ	10 UJ	10 UJ	10 UJ
Benzene	µg/L	1	1.0 U	1.0 U	1.0 U	1.0 U	1.1[a]	1.0 U	1.0 U
Bromodichloromethane	µg/L	50	1.0 U	1.0 U	1.0 U	1.0 U	1.0 U	1.0 U	1.0 U
Bromoform	µg/L	50	1.0 U	1.0 U	1.0 U	1.0 U	1.0 U	1.0 U	1.0 U
Bromomethane	µg/L	5	1.0 U	1.0 U	1.0 U	1.0 U	1.0 U	1.0 U	1.0 U
Carbon disulfide	µg/L	-	1.0 U	1.0 U	1.0 U	1.0 U	1.0 U	1.0 U	1.0 U
Carbon tetrachloride	µg/L	5	1.0 UJ	1.0 U	1.0 U	1.0 U	1.0 UJ	1.0 UJ	1.0 U
Chlorobenzene	µg/L	5	1.0 U	1.0 U	1.0 U	1.0 U	1.0 U	1.0 U	1.0 U
Chloroethane	µg/L	5	2.0 UJ	2.0 U	2.0 U	2.0 U	2.0 UJ	2.0 UJ	2.0 UJ
Chloroform (Trichloromethane)	µg/L	7	1.0 U	1.0 U	1.0 U	1.0 U	1.0 U	1.0 U	1.0 U
Chloromethane	µg/L	-	2.0 U	2.0 U	2.0 U	2.0 U	2.0 U	2.0 U	2.0 U
cis-1,2-Dichloroethene	µg/L	5	1.0 U	1.0 U	1.0 U	1.0 U	1.0 U	1.0 U	1.0 U
cis-1,3-Dichloropropene	µg/L	0.4 (a)	1.0 U	1.0 U	1.0 U	1.0 U	1.0 U	1.0 U	1.0 U
Dibromochloromethane	µg/L	50	1.0 U	1.0 U	1.0 U	1.0 U	1.0 U	1.0 U	1.0 U
Ethylbenzene	µg/L	5	1.0 U	1.0 U	1.0 U	1.0 U	1.0 U	1.0 U	1.0 U
Methylene chloride	µg/L	5	2.0 U	2.0 U	2.0 U	2.0 U	2.0 U	2.0 U	2.0 U
Styrene	µg/L	5	1.0 U	1.0 U	1.0 U	1.0 U	1.0 U	1.0 U	1.0 U
Tetrachloroethene	µg/L	5	1.0 U	1.0 U	1.0 U	1.0 U	1.0 U	1.0 U	1.0 U
Toluene	µg/L	5	1.0 U	1.0 U	1.0 U	1.0 U	1.0 U	1.0 U	1.0 U
trans-1,2-Dichloroethene	µg/L	5	1.0 U	1.0 U	1.0 U	1.0 U	1.0 U	1.0 U	1.0 U
trans-1,3-Dichloropropene	µg/L	0.4 (a)	1.0 U	1.0 U	1.0 U	1.0 U	1.0 U	1.0 U	1.0 U
Trichloroethene	µg/L	5	1.0 U	1.0 U	1.0 U	1.0 U	1.0 U	1.0 U	4.3
Vinyl chloride	µg/L	2	2.0 U	2.0 U	2.0 U	2.0 U	2.0 U	2.0 U	2.0 U
Xylene (total)	µg/L	5 (b)	3.0 U	3.0 U	3.0 U	3.0 U	3.0 U	3.0 U	3.0 U
1,3-Dichloropropene (total)	µg/L	0.4 (a)	1.0 U	1.0 U	1.0 U	1.0 U	1.0 U	1.0 U	1.0 U

TABLE 5.2

GROUNDWATER ANALYTICAL RESULTS SUMMARY
OCTOBER-NOVEMBER 2001
VON ROLLS ISOLA
OCTOBER 2001

Sample Location:		*NYSDEC*	*GT-1*	*GT-1*	*GT-10*	*GT-12*	*GT-13*	*GT-14*	*GT-15*
Sample ID:		*NYSDEC*	*GW-18631-RW-007*	*GW-18631-RW-008*	*GW-18631-RW-010*	*GW-18631-RW-009*	*GW-18631-RW-005*	*GW-18631-RW-004*	*GW-18631-RW-025*
Sample Date:		*Water Quality*	*10/17/2001*	*10/17/2001*	*10/17/2001*	*10/17/2001*	*10/16/2001*	*10/16/2001*	*10/18/2001*
		Standards and		*Duplicate*					
Parameter	*Unit*	*Guidance Values*							
		a							
Semi-Volatiles									
1,2,4-Trichlorobenzene	µg/L	5	10 U	10 U	10 U	10 U	10 U	10 U	10 U
1,2-Dichlorobenzene	µg/L	3	10 U	10 U	10 U	10 U	10 U	10 U	10 U
1,3-Dichlorobenzene	µg/L	3	10 U	10 U	10 U	10 U	10 U	10 U	10 U
1,4-Dichlorobenzene	µg/L	3	10 U	10 U	10 U	10 U	10 U	10 U	10 U
2,2'-oxybis(1-Chloropropane)	µg/L	-	10 U	10 U	10 U	10 U	10 U	10 U	10 U
2,4,5-Trichlorophenol	µg/L	1 (c)	10 U	10 U	10 U	10 U	10 U	10 U	10 U
2,4,6-Trichlorophenol	µg/L	1 (c)	10 U	10 U	10 U	10 U	10 U	10 U	10 U
2,4-Dichlorophenol	µg/L	1 (c)	10 U	10 U	10 U	10 U	10 U	10 U	10 U
2,4-Dimethylphenol	µg/L	1 (c)	10 U	10 U	10 U	10 U	10 U	10 U	10 U
2,4-Dinitrophenol	µg/L	1 (c)	50 U	50 U	50 U	50 U	50 U	50 U	50 U
2,4-Dinitrotoluene	µg/L	5	10 U	10 U	10 U	10 U	10 U	10 U	10 U
2,6-Dinitrotoluene	µg/L	5	10 U	10 U	10 U	10 U	10 U	10 U	10 U
2-Chloronaphthalene	µg/L	10	10 U	10 U	10 U	10 U	10 U	10 U	10 U
2-Chlorophenol	µg/L	1 (c)	10 U	10 U	10 U	10 U	10 U	10 U	10 U
2-Methyl naphthalene	µg/L	-	10 U	10 U	10 U	10 U	10 U	10 U	10 U
2-Methylphenol	µg/L	1 (c)	10 U	10 U	10 U	10 U	10 U	10 U	10 U
2-Nitroaniline	µg/L	5	50 U	50 U	50 U	50 U	50 U	50 U	50 U
2-Nitrophenol	µg/L	1 (c)	10 U	10 U	10 U	10 U	10 U	10 U	10 U
3,3'-Dichlorobenzidine	µg/L	5	50 U	50 U	50 U	50 U	50 U	50 U	50 U
3-Nitroaniline	µg/L	5	50 U	50 U	50 U	50 U	50 U	50 U	50 U
4,6-Dinitro-2-methylphenol	µg/L	1 (c)	50 U	50 U	50 U	50 U	50 U	50 U	50 U
4-Bromophenyl phenyl ether	µg/L	-	10 U	10 U	10 U	10 U	10 U	10 U	10 U
4-Chloro-3-methylphenol	µg/L	1 (c)	10 U	10 U	10 U	10 U	10 U	10 U	10 U
4-Chloroaniline	µg/L	5	10 U	10 U	10 U	10 U	10 U	10 U	10 U
4-Chlorophenyl phenyl ether	µg/L	-	10 U	10 U	10 U	10 U	10 U	10 U	10 U
4-Methylphenol	µg/L	1 (c)	10 U	10 U	10 U	10 U	10 U	10 U	10 U
4-Nitroaniline	µg/L	5	50 U	50 U	50 U	50 U	50 U	50 U	50 U
4-Nitrophenol	µg/L	1 (c)	50 U	50 U	50 U	50 U	50 U	50 U	50 UJ
Acenaphthene	µg/L	20	10 U	10 U	10 U	10 U	10 U	10 U	10 U
Acenaphthylene	µg/L	-	10 U	10 U	10 U	10 U	10 U	10 U	10 U
Anthracene	µg/L	50	10 U	10 U	10 U	10 U	10 U	10 U	10 U
Benzo(a)anthracene	µg/L	0.002	10 U	10 U	10 U	10 U	10 U	10 U	10 U
Benzo(a)pyrene	µg/L	ND	10 U	10 U	10 U	10 U	10 U	10 U	10 U
Benzo(b)fluoranthene	µg/L	0.002	10 U	10 U	10 U	10 U	10 U	10 U	10 U
Benzo(g,h,i)perylene	µg/L	-	10 U	10 U	10 U	10 U	10 U	10 U	10 U
Benzo(k)fluoranthene	µg/L	0.002	10 U	10 U	10 U	10 U	10 U	10 U	10 U
bis(2-Chloroethoxy)methane	µg/L	5	10 U	10 U	10 U	10 U	10 U	10 U	10 U
bis(2-Chloroethyl)ether	µg/L	1	10 U	10 U	10 U	10 U	10 U	10 U	10 U
bis(2-Ethylhexyl)phthalate	µg/L	5	10 U	10 U	10 U	10 U	10 U	10 U	10 U

TABLE 5.2

GROUNDWATER ANALYTICAL RESULTS SUMMARY
OCTOBER-NOVEMBER 2001
VON ROLLS ISOLA
OCTOBER 2001

Sample Location:		*NYSDEC*	*GT-1*	*GT-1*	*GT-10*	*GT-12*	*GT-13*	*GT-14*	*GT-15*
Sample ID:		*NYSDEC*	*GW-18631-RW-007*	*GW-18631-RW-008*	*GW-18631-RW-010*	*GW-18631-RW-009*	*GW-18631-RW-005*	*GW-18631-RW-004*	*GW-18631-RW-025*
Sample Date:		*Water Quality*	*10/17/2001*	*10/17/2001*	*10/17/2001*	*10/17/2001*	*10/16/2001*	*10/16/2001*	*10/18/2001*
		Standards and		*Duplicate*					
Parameter	*Unit*	*Guidance Values*							
		a							
Butyl benzylphthalate	µg/L	50	10 U	10 U	10 U	10 U	10 U	10 U	10 U
Carbazole	µg/L	-	10 U	10 U	10 U	10 U	10 U	10 U	10 U
Chrysene	µg/L	0.002	10 U	10 U	10 U	10 U	10 U	10 U	10 U
Dibenz(a,h)anthracene	µg/L	-	10 U	10 U	10 U	10 U	10 U	10 U	10 U
Dibenzofuran	µg/L	-	10 U	10 U	10 U	10 U	10 U	10 U	10 U
Diethyl phthalate	µg/L	50	10 U	10 U	10 U	10 U	10 U	10 U	10 U
Dimethyl phthalate	µg/L	50	10 U	10 U	10 U	10 U	10 U	10 U	10 U
Di-n-butylphthalate	µg/L	50	10 U	10 U	10 U	10 U	10 U	10 U	10 U
Di-n-octyl phthalate	µg/L	50	10 U	10 U	10 U	10 U	10 U	10 U	10 U
Fluoranthene	µg/L	50	10 U	10 U	10 U	10 U	10 U	10 U	10 U
Fluorene	µg/L	50	10 U	10 U	10 U	10 U	10 U	10 U	10 U
Hexachlorobenzene	µg/L	0.04	10 U	10 U	10 U	10 U	10 U	10 U	10 U
Hexachlorobutadiene	µg/L	0.5	10 U	10 U	10 U	10 U	10 U	10 U	10 U
Hexachlorocyclopentadiene	µg/L	5	50 U	50 U	50 U	50 U	50 U	50 U	50 U
Hexachloroethane	µg/L	5	10 U	10 U	10 U	10 U	10 U	10 U	10 U
Indeno(1,2,3-cd)pyrene	µg/L	0.002	10 U	10 U	10 U	10 U	10 U	10 U	10 U
Isophorone	µg/L	50	10 U	10 U	10 U	10 U	10 U	10 U	10 U
Naphthalene	µg/L	10	10 U	10 U	10 U	10 U	10 U	10 U	10 U
Nitrobenzene	µg/L	0.4	10 U	10 U	10 U	10 U	10 U	10 U	10 U
N-Nitrosodi-n-propylamine	µg/L	-	10 U	10 U	10 U	10 U	10 U	10 U	10 U
N-Nitrosodiphenylamine	µg/L	50	10 U	10 U	10 U	10 U	10 U	10 U	10 U
Pentachlorophenol	µg/L	1 (c)	50 U	50 U	50 U	50 U	50 U	50 U	50 U
Phenanthrene	µg/L	50	10 U	10 U	10 U	10 U	10 U	10 U	10 U
Phenol	µg/L	1 (c)	10 U	10 U	10 U	10 U	10 U	10 U	10 U
Pyrene	µg/L	50	10 U	10 U	10 U	10 U	10 U	10 U	10 U
Metals									
Aluminum	µg/L	-	81.1 U	66.9 U	734 U	213 U	14.6 U	2830	23.8 U
Antimony	µg/L	3	4.1 U	4.1 U	4.1 U	4.1 U	4.1 U	4.1 U	4.1 U
Arsenic	µg/L	25	2.0 U	2.0 U	2.0 U	2.0 U	2.0 U	2.0 U	2.0 U
Barium	µg/L	1000	28.2	28.8	33.6	43.9	88.7	44.9	44.2
Beryllium	µg/L	3	0.077 U	0.077 U	0.077 U	0.077 U	0.077 U	0.24 U	0.077 U
Cadmium	µg/L	5	0.63 U	0.63 U	0.72	0.63 U	0.63 U	0.63 U	0.63 U
Calcium	µg/L	-	72600 J	74400 J	112000 J	131000 J	132000 J	118000 J	73300
Chromium	µg/L	50	1.7	2.1	2.7	3.7	2.8	7.6	1.8
Cobalt	µg/L	-	2.6 U	2.6 U	2.6 U	2.6 U	2.6 U	2.6	2.6 U
Copper	µg/L	200	3.4 U	2.5 U	2.0 U	1.3 U	2.3	10.0	4.3 U
Iron	µg/L	300	111	113	1060[a]	327[a]	194	4710[a]	16.5 U
Lead	µg/L	25	1.8 U	2.9	3.1	1.8 U	1.8 U	1.9	1.8 U

TABLE 5.2

GROUNDWATER ANALYTICAL RESULTS SUMMARY
OCTOBER-NOVEMBER 2001
VON ROLLS ISOLA
OCTOBER 2001

Sample Location:		*NYSDEC*	*GT-1*	*GT-1*	*GT-10*	*GT-12*	*GT-13*	*GT-14*	*GT-15*
Sample ID:		*NYSDEC*	*GW-18631-RW-007*	*GW-18631-RW-008*	*GW-18631-RW-010*	*GW-18631-RW-009*	*GW-18631-RW-005*	*GW-18631-RW-004*	*GW-18631-RW-025*
Sample Date:		*Water Quality*	*10/17/2001*	*10/17/2001*	*10/17/2001*	*10/17/2001*	*10/16/2001*	*10/16/2001*	*10/18/2001*
		Standards and		*Duplicate*					
Parameter	*Unit*	*Guidance Values*							
		a							
Magnesium	µg/L	35000	7340	7480	11200	13500	11300	15600	10900
Manganese	µg/L	300	3.9	3.9	25.6	8.4	**839**[a]	111	0.88 U
Mercury	µg/L	0.7	0.088 U	0.054 U	0.086 U	0.054 U	0.054 U	0.054 U	0.054 U
Nickel	µg/L	100	7.9 U	7.9 U	7.9 U	7.9 U	7.9 U	7.9 U	7.9 U
Potassium	µg/L	-	795 U	519 U	755 U	942 U	1360	2200	1070 U
Selenium	µg/L	10	3.2 U	3.2 U	3.2 U	3.2 U	3.2 U	3.2 U	3.2 U
Silver	µg/L	50	0.75 U	0.75 U	0.75 U	1.6	0.75 U	0.75 U	0.75 U
Sodium	µg/L	20000	**100000**[a]	**105000**[a]	3690	**31700**[a]	**277000**[a]	2980	**24600**[a]
Thallium	µg/L	0.5	5.7 U	5.7 U	5.7 U	5.7 U	5.7 U	5.7 U	5.7 U
Vanadium	µg/L	-	4.1 U	4.1 U	4.1 U	4.1 U	4.8	9.5	7.5 U
Zinc	µg/L	2000	3.2 U	4.1 U	7.3 U	3.2 U	10.9 U	51.3	3.2 U
PCBs									
Aroclor-1016 (PCB-1016)	µg/L	0.09	1.0 U	1.0 U	1.0 U	1.0 U	1.0 U	1.0 U	1.0 U
Aroclor-1221 (PCB-1221)	µg/L	0.09	1.0 U	1.0 U	1.0 U	1.0 U	1.0 U	1.0 U	1.0 U
Aroclor-1232 (PCB-1232)	µg/L	0.09	1.0 U	1.0 U	1.0 U	1.0 U	1.0 U	1.0 U	1.0 U
Aroclor-1242 (PCB-1242)	µg/L	0.09	**2.5**[a]	**3.7**[a]	1.0 U	1.0 U	1.0 U	1.0 U	1.0 U
Aroclor-1248 (PCB-1248)	µg/L	0.09	1.0 U	1.0 U	1.0 U	1.0 U	1.0 U	1.0 U	1.0 U
Aroclor-1254 (PCB-1254)	µg/L	0.09	1.0 U	1.0 U	1.0 U	1.0 U	1.0 U	1.0 U	1.0 U
Aroclor-1260 (PCB-1260)	µg/L	0.09	1.0 U	1.0 U	1.0 U	1.0 U	1.0 U	1.0 U	1.0 U
Pesticides									
4,4'-DDD	µg/L	0.3	0.050 U	0.050 U	0.050 U	0.050 U	0.050 U	0.050 U	0.050 U
4,4'-DDE	µg/L	0.2	0.0055 J	0.0097 J	0.050 U	0.050 U	0.050 U	0.050 U	0.050 U
4,4'-DDT	µg/L	0.2	0.050 U	0.050 U	0.050 U	0.050 U	0.050 U	0.050 U	0.050 U
Aldrin	µg/L	ND	0.050 U	0.050 U	0.050 U	0.050 U	0.050 U	0.050 U	0.050 U
alpha-BHC	µg/L	0.01	0.050 U	0.050 U	0.050 U	0.050 U	0.050 U	0.050 U	0.050 U
beta-BHC	µg/L	0.04	0.050 U	0.050 U	0.050 U	0.050 U	0.050 U	0.050 U	0.050 U
Chlordane	µg/L	-	0.50 U	0.50 U	0.50 U	0.50 U	0.50 U	0.50 U	0.50 U
delta-BHC	µg/L	0.04	0.050 U	0.050 U	0.050 U	0.050 U	0.050 U	0.050 U	0.050 U
Dieldrin	µg/L	0.004	0.050 U	0.050 U	0.050 U	0.050 U	0.050 U	0.050 U	0.050 U
Endosulfan I	µg/L	-	0.050 U	0.050 U	0.050 U	0.050 U	0.050 U	0.050 U	0.050 U
Endosulfan II	µg/L	-	0.050 U	0.050 U	0.050 U	0.050 U	0.050 U	0.050 U	0.050 U
Endosulfan sulfate	µg/L	-	0.050 U	0.050 U	0.050 U	0.050 U	0.050 U	0.050 U	0.050 U
Endrin aldehyde	µg/L	5	0.050 U	0.050 U	0.050 U	0.050 U	0.050 U	0.050 U	0.050 U
Endrin ketone	µg/L	5	0.050 U	0.050 U	0.050 U	0.050 U	0.050 U	0.050 U	0.050 U
Endrin	µg/L	ND	0.050 U	0.050 U	0.050 U	0.050 U	0.050 U	0.050 U	0.050 U
gamma-BHC (Lindane)	µg/L	0.05	0.050 U	0.050 U	0.050 U	0.050 U	0.050 U	0.050 U	0.050 U
Heptachlor epoxide	µg/L	0.03	0.050 U	0.050 U	0.050 U	0.050 U	0.050 U	0.050 U	0.050 U

TABLE 5.2

GROUNDWATER ANALYTICAL RESULTS SUMMARY
OCTOBER-NOVEMBER 2001
VON ROLLS ISOLA
OCTOBER 2001

Sample Location:		*NYSDEC*	*GT-1*	*GT-1*	*GT-10*	*GT-12*	*GT-13*	*GT-14*	*GT-15*
Sample ID:		*NYSDEC*	*GW-18631-RW-007*	*GW-18631-RW-008*	*GW-18631-RW-010*	*GW-18631-RW-009*	*GW-18631-RW-005*	*GW-18631-RW-004*	*GW-18631-RW-025*
Sample Date:		*Water Quality*	*10/17/2001*	*10/17/2001*	*10/17/2001*	*10/17/2001*	*10/16/2001*	*10/16/2001*	*10/18/2001*
		Standards and		*Duplicate*					
Parameter	*Unit*	*Guidance Values*							
		a							
Heptachlor	µg/L	0.04	0.050 U	0.050 U	0.050 U	0.050 U	0.050 U	0.050 U	0.050 U
Methoxychlor	µg/L	35	0.10 U	0.10 U	0.10 U	0.10 U	0.10 U	0.10 U	0.10 U
Toxaphene	µg/L	0.06	2.0 U	2.0 U	2.0 U	2.0 U	2.0 U	2.0 U	2.0 U
General Chemistry									
Cyanide (total)	µg/L	200	10.0 U	10.0 U	10.0 U	10.0 U	10.0 U	10.0 U	10.0 U
Phenolics (Total)	mg/L	1	0.010 U	0.010 U	0.010 U	0.010 U	0.010 U	0.010 U	0.010 U
Total Petroleum Hydrocarbons (C21-C28)	mg/L	-	0.47 U	0.47 U	0.49 U	0.47 U	0.36 J	0.50 U	0.46 U

Notes:

ND - Non-detect at associated value.
U - Non-detect at associated value.
J - Associated value is considered estimated.
a - Standard applies sum of cis- and trans-1,3-Dichloropropene.
b - Standard applies to m-, o-, and p-Xylene individually.
c - Standard applies to sum of all phenolic parameters.
d - Standard applies to PCB Aroclors individually.
[ ] - NYSDEC Class GA exceedance.

TABLE 5.2

GROUNDWATER ANALYTICAL RESULTS SUMMARY
OCTOBER-NOVEMBER 2001
VON ROLLS ISOLA
OCTOBER 2001

Sample Location:		*NYSDEC*	*GT-16*	*GT-3*	*GT-4*	*GT-5*	*GT-7*	*GT-8*	*GT-9*
Sample ID:		*NYSDEC*	*GW-18631-RW-019*	*GW-18631-RW-011*	*GW-18631-RW-013*	*GW-18631-RW-017*	*GW-18631-RW-021*	*GW-18631-RW-016*	*GW-18631-RW-003*
Sample Date:		*Water Quality Standards and Guidance Values a*	*10/17/2001*	*10/17/2001*	*10/17/2001*	*10/17/2001*	*10/18/2001*	*10/17/2001*	*10/16/2001*
Parameter	*Unit*								
Volatiles									
1,1,1-Trichloroethane	µg/L	5	1.1	1.0 U	1.0 U	1.0 U	1.4	1.0 U	1.0 U
1,1,2,2-Tetrachloroethane	µg/L	5	1.0 U	1.0 U	1.0 U	1.0 U	1.0 U	1.0 U	1.0 U
1,1,2-Trichloroethane	µg/L	1	1.0 U	1.0 U	1.0 U	1.0 U	1.0 U	1.0 U	1.0 U
1,1-Dichloroethane	µg/L	5	1.0 U	1.0 U	1.0 U	1.0 U	1.0 U	1.0 U	1.0 U
1,1-Dichloroethene	µg/L	5	1.0 U	1.0 U	1.0 U	1.0 U	1.0 U	1.0 U	1.0 U
1,2-Dichloroethane	µg/L	0.6	1.0 U	1.0 U	1.0 U	1.0 U	1.0 U	1.0 U	1.0 U
1,2-Dichloropropane	µg/L	1	1.0 U	1.0 U	1.0 U	1.0 U	1.0 U	1.0 U	1.0 U
2-Butanone	µg/L	50	5.0 U	5.0 UJ	5.0 U	5.0 UJ	5.0 UJ	5.0 UJ	5.0 U
2-Hexanone	µg/L	50	5.0 U	5.0 UJ	5.0 U	5.0 UJ	5.0 UJ	5.0 UJ	5.0 U
4-Methyl-2-pentanone	µg/L	-	5.0 U	5.0 U	5.0 U	5.0 U	5.0 U	5.0 U	5.0 U
Acetone	µg/L	50	10 UJ	10 UJ	10 UJ	10 UJ	3.5 J	10 UJ	10 UJ
Benzene	µg/L	1	1.0 U	1.0 U	1.0 U	1.0 U	**46[a]**	1.0 U	1.0 U
Bromodichloromethane	µg/L	50	1.0 U	1.0 U	1.0 U	1.0 U	1.0 U	1.0 U	1.0 U
Bromoform	µg/L	50	1.0 U	1.0 U	1.0 U	1.0 U	1.0 U	1.0 U	1.0 U
Bromomethane	µg/L	5	1.0 U	1.0 U	1.0 U	1.0 U	1.0 U	1.0 U	1.0 U
Carbon disulfide	µg/L	-	1.0 U	1.0 U	1.0 U	1.0 U	1.0 U	1.0 U	1.0 U
Carbon tetrachloride	µg/L	5	1.0 U	1.0 U	1.0 U	1.0 U	1.0 U	1.0 U	1.0 UJ
Chlorobenzene	µg/L	5	1.0 U	1.0 U	1.0 U	1.0 U	1.0 U	1.0 U	1.0 U
Chloroethane	µg/L	5	2.0 U	2.0 UJ	2.0 U	2.0 UJ	2.0 UJ	2.0 UJ	2.0 UJ
Chloroform (Trichloromethane)	µg/L	7	1.0 U	1.0 U	1.0 U	4.4	1.0 U	1.0 U	1.0 U
Chloromethane	µg/L	-	2.0 U	2.0 U	2.0 U	2.0 U	2.0 U	2.0 U	2.0 U
cis-1,2-Dichloroethene	µg/L	5	1.0 U	1.0 U	1.0 U	1.0 U	1.0 U	1.0 U	1.0 U
cis-1,3-Dichloropropene	µg/L	0.4 (a)	1.0 U	1.0 U	1.0 U	1.0 U	1.0 U	1.0 U	1.0 U
Dibromochloromethane	µg/L	50	1.0 U	1.0 U	1.0 U	1.0 U	1.0 U	1.0 U	1.0 U
Ethylbenzene	µg/L	5	1.0 U	1.0 U	1.0 U	1.0 U	**82[a]**	1.0 U	1.0 U
Methylene chloride	µg/L	5	2.0 U	2.0 U	2.0 U	2.0 U	2.0 U	2.0 U	2.0 U
Styrene	µg/L	5	1.0 U	1.0 U	1.0 U	1.0 U	1.0 U	1.0 U	1.0 U
Tetrachloroethene	µg/L	5	1.0 U	1.0 U	1.0 U	1.0 U	1.0 U	1.0 U	1.0 U
Toluene	µg/L	5	1.0 U	1.0 U	1.0 U	1.0 U	**5.2[a]**	1.0 U	1.0 U
trans-1,2-Dichloroethene	µg/L	5	1.0 U	1.0 U	1.0 U	1.0 U	1.0 U	1.0 U	1.0 U
trans-1,3-Dichloropropene	µg/L	0.4 (a)	1.0 U	1.0 U	1.0 U	1.0 U	1.0 U	1.0 U	1.0 U
Trichloroethene	µg/L	5	1.0 U	1.0 U	1.0 U	1.3	2.2	1.0 U	1.0 U
Vinyl chloride	µg/L	2	2.0 U	2.0 U	2.0 U	2.0 U	2.0 U	2.0 U	2.0 U
Xylene (total)	µg/L	5 (b)	3.0 U	3.0 U	3.0 U	3.0 U	**350[a]**	3.0 U	**8.2[a]**
1,3-Dichloropropene (total)	µg/L	0.4 (a)	1.0 U	1.0 U	1.0 U	1.0 U	1.0 U	1.0 U	1.0 U

TABLE 5.2

GROUNDWATER ANALYTICAL RESULTS SUMMARY
OCTOBER-NOVEMBER 2001
VON ROLLS ISOLA
OCTOBER 2001

Sample Location:		*NYSDEC*	*GT-16*	*GT-3*	*GT-4*	*GT-5*	*GT-7*	*GT-8*	*GT-9*
Sample ID:		*NYSDEC*	*GW-18631-RW-019*	*GW-18631-RW-011*	*GW-18631-RW-013*	*GW-18631-RW-017*	*GW-18631-RW-021*	*GW-18631-RW-016*	*GW-18631-RW-003*
Sample Date:		*Water Quality Standards and*	*10/17/2001*	*10/17/2001*	*10/17/2001*	*10/17/2001*	*10/18/2001*	*10/17/2001*	*10/16/2001*
Parameter	*Unit*	*Guidance Values a*							
Semi-Volatiles									
1,2,4-Trichlorobenzene	µg/L	5	10 U	10 U	10 U	10 U	10 U	10 U	10 U
1,2-Dichlorobenzene	µg/L	3	10 U	10 U	10 U	10 U	10 U	10 U	10 U
1,3-Dichlorobenzene	µg/L	3	10 U	10 U	10 U	10 U	10 U	10 U	10 U
1,4-Dichlorobenzene	µg/L	3	10 U	10 U	10 U	10 U	10 U	10 U	10 U
2,2'-oxybis(1-Chloropropane)	µg/L	-	10 U	10 U	10 U	10 U	10 U	10 U	10 U
2,4,5-Trichlorophenol	µg/L	1 (c)	10 U	10 U	10 U	10 U	10 U	10 U	10 U
2,4,6-Trichlorophenol	µg/L	1 (c)	10 U	10 U	10 U	10 U	10 U	10 U	10 U
2,4-Dichlorophenol	µg/L	1 (c)	10 U	10 U	10 U	10 U	10 U	10 U	10 U
2,4-Dimethylphenol	µg/L	1 (c)	10 U	10 U	10 U	10 U	10 U	10 U	10 U
2,4-Dinitrophenol	µg/L	1 (c)	50 U	50 U	50 U	50 U	50 U	50 U	50 U
2,4-Dinitrotoluene	µg/L	5	10 U	10 U	10 U	10 U	10 U	10 U	10 U
2,6-Dinitrotoluene	µg/L	5	10 U	10 U	10 U	10 U	10 U	10 U	10 U
2-Chloronaphthalene	µg/L	10	10 U	10 U	10 U	10 U	10 U	10 U	10 U
2-Chlorophenol	µg/L	1 (c)	10 U	10 U	10 U	10 U	10 U	10 U	10 U
2-Methyl naphthalene	µg/L	-	10 U	10 U	10 U	10 U	37	10 U	10 U
2-Methylphenol	µg/L	1 (c)	10 U	10 U	10 U	10 U	1.3 J[a]	10 U	10 U
2-Nitroaniline	µg/L	5	50 U	50 U	50 U	50 U	50 U	50 U	50 U
2-Nitrophenol	µg/L	1 (c)	10 U	10 U	10 U	10 U	10 U	10 U	10 U
3,3'-Dichlorobenzidine	µg/L	5	50 U	50 U	50 U	50 U	50 U	50 U	50 U
3-Nitroaniline	µg/L	5	50 U	50 U	50 U	50 U	50 U	50 U	50 U
4,6-Dinitro-2-methylphenol	µg/L	1 (c)	50 U	50 U	50 U	50 U	50 U	50 U	50 U
4-Bromophenyl phenyl ether	µg/L	-	10 U	10 U	10 U	10 U	10 U	10 U	10 U
4-Chloro-3-methylphenol	µg/L	1 (c)	10 U	10 U	10 U	10 U	10 U	10 U	10 U
4-Chloroaniline	µg/L	5	10 U	10 U	10 U	10 U	10 U	10 U	10 U
4-Chlorophenyl phenyl ether	µg/L	-	10 U	10 U	10 U	10 U	10 U	10 U	10 U
4-Methylphenol	µg/L	1 (c)	10 U	10 U	10 U	10 U	10 U	10 U	10 U
4-Nitroaniline	µg/L	5	50 U	50 U	50 U	50 U	50 U	50 U	50 U
4-Nitrophenol	µg/L	1 (c)	50 UJ	50 U	50 U	50 U	50 UJ	50 U	50 U
Acenaphthene	µg/L	20	10 U	10 U	10 U	10 U	0.73 J	10 U	10 U
Acenaphthylene	µg/L	-	10 U	10 U	10 U	10 U	10 U	10 U	10 U
Anthracene	µg/L	50	10 U	10 U	10 U	10 U	10 U	10 U	10 U
Benzo(a)anthracene	µg/L	0.002	10 U	10 U	10 U	10 U	10 U	10 U	10 U
Benzo(a)pyrene	µg/L	ND	10 U	10 U	10 U	10 U	10 U	10 U	10 U
Benzo(b)fluoranthene	µg/L	0.002	10 U	10 U	10 U	10 U	10 U	10 U	10 U
Benzo(g,h,i)perylene	µg/L	-	10 U	10 U	10 U	10 UJ	10 U	10 U	10 U
Benzo(k)fluoranthene	µg/L	0.002	10 U	10 U	10 U	10 U	10 U	10 U	10 U
bis(2-Chloroethoxy)methane	µg/L	5	10 U	10 U	10 U	10 U	10 U	10 U	10 U
bis(2-Chloroethyl)ether	µg/L	1	10 U	10 U	10 U	10 U	10 U	10 U	10 U
bis(2-Ethylhexyl)phthalate	µg/L	5	10 U	10 U	10 U	10 U	10 U	10 U	10 U

TABLE 5.2

GROUNDWATER ANALYTICAL RESULTS SUMMARY
OCTOBER-NOVEMBER 2001
VON ROLLS ISOLA
OCTOBER 2001

Sample Location:		*NYSDEC*	*GT-16*	*GT-3*	*GT-4*	*GT-5*	*GT-7*	*GT-8*	*GT-9*
Sample ID:		*NYSDEC*	*GW-18631-RW-019*	*GW-18631-RW-011*	*GW-18631-RW-013*	*GW-18631-RW-017*	*GW-18631-RW-021*	*GW-18631-RW-016*	*GW-18631-RW-003*
Sample Date:		*Water Quality Standards and Guidance Values*	*10/17/2001*	*10/17/2001*	*10/17/2001*	*10/17/2001*	*10/18/2001*	*10/17/2001*	*10/16/2001*
Parameter	*Unit*	*a*							
Butyl benzylphthalate	µg/L	50	10 U	10 U	10 U	10 U	10 U	10 U	10 U
Carbazole	µg/L	-	10 U	10 U	10 U	10 U	10 U	10 U	10 U
Chrysene	µg/L	0.002	10 U	10 U	10 U	10 U	10 U	10 U	10 U
Dibenz(a,h)anthracene	µg/L	-	10 U	10 U	10 U	10 UJ	10 U	10 U	10 U
Dibenzofuran	µg/L	-	10 U	10 U	10 U	10 U	0.97 J	10 U	10 U
Diethyl phthalate	µg/L	50	10 U	10 U	10 U	10 U	10 U	10 U	10 U
Dimethyl phthalate	µg/L	50	10 U	10 U	10 U	10 U	10 U	10 U	10 U
Di-n-butylphthalate	µg/L	50	10 U	10 U	10 U	10 U	10 U	10 U	10 U
Di-n-octyl phthalate	µg/L	50	10 U	10 U	10 U	10 U	10 U	10 U	10 U
Fluoranthene	µg/L	50	10 U	10 U	10 U	10 U	10 U	10 U	10 U
Fluorene	µg/L	50	10 U	10 U	10 U	10 U	10 U	10 U	10 U
Hexachlorobenzene	µg/L	0.04	10 U	10 U	10 U	10 U	10 U	10 U	10 U
Hexachlorobutadiene	µg/L	0.5	10 U	10 U	10 U	10 U	10 U	10 U	10 U
Hexachlorocyclopentadiene	µg/L	5	50 U	50 U	50 U	50 U	50 U	50 U	50 U
Hexachloroethane	µg/L	5	10 U	10 U	10 U	10 U	10 U	10 U	10 U
Indeno(1,2,3-cd)pyrene	µg/L	0.002	10 U	10 U	10 U	10 UJ	10 U	10 U	10 U
Isophorone	µg/L	50	10 U	10 U	10 U	10 U	10 U	10 U	10 U
Naphthalene	µg/L	10	10 U	10 U	10 U	10 U	75[a]	10 U	10 U
Nitrobenzene	µg/L	0.4	10 U	10 U	10 U	10 U	10 U	10 U	10 U
N-Nitrosodi-n-propylamine	µg/L	-	10 U	10 U	10 U	10 U	10 U	10 U	10 U
N-Nitrosodiphenylamine	µg/L	50	10 U	10 U	10 U	10 U	10 U	10 U	10 U
Pentachlorophenol	µg/L	1 (c)	50 U	50 U	50 U	50 U	50 U	50 U	50 U
Phenanthrene	µg/L	50	10 U	10 U	10 U	10 U	10 U	10 U	10 U
Phenol	µg/L	1 (c)	10 U	10 U	10 U	10 U	10 U	10 U	10 U
Pyrene	µg/L	50	10 U	10 U	10 U	10 U	10 U	10 U	10 U
Metals									
Aluminum	µg/L	-	544	2350	201 U	115 U	3400	18300	40.1 U
Antimony	µg/L	3	4.1 U	4.1 U	4.1 U	4.7[a]	4.1 U	4.1 U	4.4[a]
Arsenic	µg/L	25	2.1	2.0 U	2.0 U	2.0 U	2.2	10.1	2.0
Barium	µg/L	1000	38.7	44.8	33.2	31.5	119	154	25.5
Beryllium	µg/L	3	0.090 U	0.080 U	0.077 U	0.077 U	0.18 U	1.1 U	0.077 U
Cadmium	µg/L	5	0.63 U	0.94	0.63 U	0.63 U	0.63 U	0.63 U	0.63 U
Calcium	µg/L	-	116000	113000 J	81400 J	93700 J	174000	106000 J	67400 J
Chromium	µg/L	50	99.6[a]	5.5	1.8	2.0	6.4	20.8	1.3
Cobalt	µg/L	-	2.6 U	2.6 U	2.6 U	2.6 U	4.6	15.3	2.6 U
Copper	µg/L	200	3.8 U	10.2	2.3 U	1.3 U	8.8 U	32.7	5.0
Iron	µg/L	300	1300[a]	3380[a]	302[a]	149	5170[a]	32400[a]	52.3
Lead	µg/L	25	1.8 U	1.8 U	1.8 U	1.8 U	2.3	16.2	2.4

TABLE 5.2

GROUNDWATER ANALYTICAL RESULTS SUMMARY
OCTOBER-NOVEMBER 2001
VON ROLLS ISOLA
OCTOBER 2001

Sample Location:		*NYSDEC*	*GT-16*	*GT-3*	*GT-4*	*GT-5*	*GT-7*	*GT-8*	*GT-9*
Sample ID:		*NYSDEC*	*GW-18631-RW-019*	*GW-18631-RW-011*	*GW-18631-RW-013*	*GW-18631-RW-017*	*GW-18631-RW-021*	*GW-18631-RW-016*	*GW-18631-RW-003*
Sample Date:		*Water Quality*	*10/17/2001*	*10/17/2001*	*10/17/2001*	*10/17/2001*	*10/18/2001*	*10/17/2001*	*10/16/2001*
Parameter	*Unit*	*Standards and Guidance Values a*							
Magnesium	µg/L	35000	11700	11700	11100	12900	21300	15000	4530
Manganese	µg/L	300	23.2	89.2	9.0	4.5	**2920[a]**	**761[a]**	46.4
Mercury	µg/L	0.7	0.054 U	0.068 U	0.087 U	0.054 U	0.13	0.062 U	0.054 U
Nickel	µg/L	100	52.2	9.7	7.9 U	7.9 U	7.9 U	23.0	7.9 U
Potassium	µg/L	-	1420 U	1760 U	1110 U	1370 U	3000 U	5920	1540
Selenium	µg/L	10	3.2 U	3.2 U	3.2 U	3.2 U	3.2 U	5.8	3.2 U
Silver	µg/L	50	0.75 U	0.75 U	0.75 U	0.75 U	0.75 U	0.75 U	0.75 U
Sodium	µg/L	20000	**58900[a]**	**58300[a]**	**47900[a]**	**56800[a]**	**114000[a]**	4040	8160
Thallium	µg/L	0.5	5.7 U	5.7 U	5.7 U	8.9 U	5.7 U	5.7 U	5.7 U
Vanadium	µg/L	-	5.2 U	7.1	4.1 U	4.1 U	10.1 U	38.3	4.1 U
Zinc	µg/L	2000	3.8	49.3	5.5 U	20.5 U	15.8	85.9	15.9 U
PCBs									
Aroclor-1016 (PCB-1016)	µg/L	0.09	1.0 U	1.0 U	1.0 U	1.0 U	1.0 U	1.0 U	1.0 U
Aroclor-1221 (PCB-1221)	µg/L	0.09	1.0 U	1.0 U	1.0 U	1.0 U	1.0 U	1.0 U	1.0 U
Aroclor-1232 (PCB-1232)	µg/L	0.09	1.0 U	1.0 U	1.0 U	1.0 U	1.0 U	1.0 U	1.0 U
Aroclor-1242 (PCB-1242)	µg/L	0.09	1.0 U	1.0 U	1.0 U	1.0 U	1.0 U	1.0 U	1.0 U
Aroclor-1248 (PCB-1248)	µg/L	0.09	1.0 U	1.0 U	1.0 U	1.0 U	1.0 U	1.0 U	1.0 U
Aroclor-1254 (PCB-1254)	µg/L	0.09	1.0 U	1.0 U	1.0 U	1.0 U	1.0 U	1.0 U	1.0 U
Aroclor-1260 (PCB-1260)	µg/L	0.09	1.0 U	1.0 U	1.0 U	1.0 U	1.0 U	1.0 U	1.0 U
Pesticides									
4,4'-DDD	µg/L	0.3	0.050 U	0.050 U	0.050 U	0.050 U	0.010 J	0.050 U	0.050 U
4,4'-DDE	µg/L	0.2	0.050 U	0.050 U	0.050 U	0.050 U	0.050 U	0.050 U	0.0052 J
4,4'-DDT	µg/L	0.2	0.050 U	0.050 U	0.050 U	0.050 U	0.050 U	0.050 U	0.050 U
Aldrin	µg/L	ND	0.050 U	0.050 U	0.050 U	0.050 U	0.050 U	0.050 U	0.050 U
alpha-BHC	µg/L	0.01	0.050 U	0.050 U	0.050 U	0.050 U	0.050 U	0.050 U	0.050 U
beta-BHC	µg/L	0.04	0.050 U	0.050 U	0.050 U	0.050 U	0.050 U	0.050 U	0.050 U
Chlordane	µg/L	-	0.50 U	0.50 U	0.50 U	0.50 U	0.50 U	0.50 U	0.50 U
delta-BHC	µg/L	0.04	0.050 U	0.050 U	0.050 U	0.050 U	0.050 U	0.050 U	0.050 U
Dieldrin	µg/L	0.004	0.050 U	0.050 U	0.050 U	0.050 U	0.050 U	0.050 U	**0.0056 J[a]**
Endosulfan I	µg/L	-	0.050 U	0.050 U	0.050 U	0.050 U	0.050 U	0.050 U	0.050 U
Endosulfan II	µg/L	-	0.050 U	0.050 U	0.050 U	0.050 U	0.017 J	0.050 U	0.050 U
Endosulfan sulfate	µg/L	-	0.050 U	0.050 U	0.050 U	0.050 U	0.050 U	0.050 U	0.050 U
Endrin aldehyde	µg/L	5	0.050 U	0.050 U	0.050 U	0.050 U	0.050 U	0.050 U	0.050 U
Endrin ketone	µg/L	5	0.050 U	0.050 U	0.050 U	0.050 U	0.050 U	0.050 U	0.050 U
Endrin	µg/L	ND	0.050 U	0.050 U	0.050 U	0.050 U	0.050 U	0.050 U	0.050 U
gamma-BHC (Lindane)	µg/L	0.05	0.050 U	0.050 U	0.050 U	0.050 U	0.018 J	0.050 U	0.050 U
Heptachlor epoxide	µg/L	0.03	0.050 U	0.050 U	0.050 U	0.050 U	0.0034 J	0.050 U	0.050 U

TABLE 5.2

GROUNDWATER ANALYTICAL RESULTS SUMMARY
OCTOBER-NOVEMBER 2001
VON ROLLS ISOLA
OCTOBER 2001

Sample Location:		*NYSDEC*	*GT-16*	*GT-3*	*GT-4*	*GT-5*	*GT-7*	*GT-8*	*GT-9*
Sample ID:		*NYSDEC*	*GW-18631-RW-019*	*GW-18631-RW-011*	*GW-18631-RW-013*	*GW-18631-RW-017*	*GW-18631-RW-021*	*GW-18631-RW-016*	*GW-18631-RW-003*
Sample Date:		*Water Quality*	*10/17/2001*	*10/17/2001*	*10/17/2001*	*10/17/2001*	*10/18/2001*	*10/17/2001*	*10/16/2001*
Parameter	*Unit*	*Standards and Guidance Values a*							
Heptachlor	µg/L	0.04	0.050 U	0.050 U	0.050 U	0.050 U	0.050 U	0.050 U	0.050 U
Methoxychlor	µg/L	35	0.10 U	0.10 U	0.10 U	0.10 U	0.10 U	0.10 U	0.10 U
Toxaphene	µg/L	0.06	2.0 U	2.0 U	2.0 U	2.0 U	2.0 U	2.0 U	2.0 U
General Chemistry									
Cyanide (total)	µg/L	200	10.0 U	10.0 U	10.0 U	10.0 U	10.0 U	10.0 U	10.0 U
Phenolics (Total)	mg/L	1	0.010 U	0.010 U	0.010 U	0.010 U	0.010 U	0.010 U	0.010 U
Total Petroleum Hydrocarbons (C21-C28)	mg/L	-	0.49 U	0.50 U	0.47 U	0.47 U	8.7 J	0.48 U	0.36 J

Notes:

ND - Non-detect at associated value.
U - Non-detect at associated value.
J - Associated value is considered estimated.
a - Standard applies sum of cis- and trans-1,3-Dichloropropene.
b - Standard applies to m-, o-, and p-Xylene individually.
c - Standard applies to sum of all phenolic parameters.
d - Standard applies to PCB Aroclors individually.
[ ] - NYSDEC Class GA exceedance.

TABLE 5.2

GROUNDWATER ANALYTICAL RESULTS SUMMARY
OCTOBER-NOVEMBER 2001
VON ROLLS ISOLA
OCTOBER 2001

Sample Location:		*NYSDEC*	*GT-R2*	*Rinse Blank*	*SMW-1*	*SMW-2*	*VRI-1*	*VRI-2*	*VRI-3*
Sample ID:		*NYSDEC*	*GW-18631-RW-006*	*GW-18631-RW-015*	*GW-18631-RW-014*	*GW-18631-RW-012*	*GW-18631-RW-024*	*GW-18631-RW-023*	*GW-18631-RW-002*
Sample Date:		*Water Quality Standards and*	*10/16/2001*	*10/17/2001*	*10/17/2001*	*10/17/2001*	*10/18/2001*	*10/18/2001*	*10/16/2001*
Parameter	*Unit*	*Guidance Values a*							
Volatiles									
1,1,1-Trichloroethane	µg/L	5	1.0 U	1.0 U	1.0 U	1.0 U	20 U	1.0 U	1.0 U
1,1,2,2-Tetrachloroethane	µg/L	5	1.0 U	1.0 U	1.0 U	1.0 U	20 U	1.0 U	1.0 U
1,1,2-Trichloroethane	µg/L	1	1.0 U	1.0 U	1.0 U	1.0 U	20 U	1.0 U	1.0 U
1,1-Dichloroethane	µg/L	5	1.0 U	1.0 U	1.0 U	1.0 U	20 U	1.0 U	1.0 U
1,1-Dichloroethene	µg/L	5	1.0 U	1.0 U	1.0 U	1.0 U	20 U	1.0 U	1.0 U
1,2-Dichloroethane	µg/L	0.6	1.0 U	1.0 U	1.0 U	1.0 U	20 U	1.0 U	1.0 U
1,2-Dichloropropane	µg/L	1	1.0 U	1.0 U	1.0 U	1.0 U	20 U	1.0 U	1.0 U
2-Butanone	µg/L	50	5.0 U	5.0 U	5.0 U	5.0 U	100 UJ	5.0 U	5.0 U
2-Hexanone	µg/L	50	5.0 U	5.0 U	5.0 U	5.0 U	100 UJ	5.0 U	5.0 U
4-Methyl-2-pentanone	µg/L	-	5.0 U	5.0 U	5.0 U	5.0 U	100 U	5.0 U	5.0 U
Acetone	µg/L	50	10 UJ	4.3 J	10 UJ	10 UJ	200 UJ	10 UJ	10 UJ
Benzene	µg/L	1	1.0 U	1.0 U	1.0 U	1.0 U	20 U	1.0 U	1.0 U
Bromodichloromethane	µg/L	50	1.0 U	1.0 U	1.0 U	1.0 U	20 U	1.0 U	1.0 U
Bromoform	µg/L	50	1.0 U	1.0 U	1.0 U	1.0 U	20 U	1.0 U	1.0 U
Bromomethane	µg/L	5	1.0 U	1.0 U	1.0 U	1.0 U	20 U	1.0 U	1.0 U
Carbon disulfide	µg/L	-	1.0 U	1.0 U	1.0 U	1.0 U	20 U	1.0 U	1.0 U
Carbon tetrachloride	µg/L	5	1.0 UJ	1.0 U	1.0 U	1.0 U	20 U	1.0 U	1.0 UJ
Chlorobenzene	µg/L	5	1.0 U	1.0 U	1.0 U	1.0 U	20 U	1.0 U	1.0 U
Chloroethane	µg/L	5	2.0 UJ	2.0 U	2.0 U	2.0 U	40 UJ	2.0 U	2.0 UJ
Chloroform (Trichloromethane)	µg/L	7	1.0 U	1.0 U	1.0 U	1.0 U	20 U	1.0 U	1.0 U
Chloromethane	µg/L	-	2.0 U	2.0 U	2.0 U	2.0 U	40 U	2.0 U	2.0 U
cis-1,2-Dichloroethene	µg/L	5	1.0 U	1.0 U	1.0 U	1.0 U	20 U	1.0 U	1.0 U
cis-1,3-Dichloropropene	µg/L	0.4 (a)	1.0 U	1.0 U	1.0 U	1.0 U	20 U	1.0 U	1.0 U
Dibromochloromethane	µg/L	50	1.0 U	1.0 U	1.0 U	1.0 U	20 U	1.0 U	1.0 U
Ethylbenzene	µg/L	5	1.0 U	1.0 U	1.0 U	1.0 U	20 U	1.0 U	1.0 U
Methylene chloride	µg/L	5	2.0 U	2.0 U	2.0 U	2.0 U	40 U	2.0 U	2.0 U
Styrene	µg/L	5	1.0 U	1.0 U	1.0 U	1.0 U	20 U	1.0 U	1.0 U
Tetrachloroethene	µg/L	5	1.0 U	1.0 U	1.0 U	1.0 U	20 U	1.0 U	1.0 U
Toluene	µg/L	5	1.0 U	1.0 U	1.0 U	1.0 U	20 U	1.0 U	1.0 U
trans-1,2-Dichloroethene	µg/L	5	1.0 U	1.0 U	1.0 U	1.0 U	20 U	1.0 U	1.0 U
trans-1,3-Dichloropropene	µg/L	0.4 (a)	1.0 U	1.0 U	1.0 U	1.0 U	20 U	1.0 U	1.0 U
Trichloroethene	µg/L	5	1.0 U	1.0 U	1.0 U	1.0 U	20 U	1.0 U	1.0 U
Vinyl chloride	µg/L	2	2.0 U	2.0 U	2.0 U	2.0 U	40 U	2.0 U	2.0 U
Xylene (total)	µg/L	5 (b)	3.0 U	3.0 U	3.0 U	3.0 U	670[a]	3.0 U	3.0 U
1,3-Dichloropropene (total)	µg/L	0.4 (a)	1.0 U	1.0 U	1.0 U	1.0 U	20 U	1.0 U	1.0 U

TABLE 5.2

GROUNDWATER ANALYTICAL RESULTS SUMMARY
OCTOBER-NOVEMBER 2001
VON ROLLS ISOLA
OCTOBER 2001

Sample Location:		*NYSDEC*	*GT-R2*	*Rinse Blank*	*SMW-1*	*SMW-2*	*VRI-1*	*VRI-2*	*VRI-3*
Sample ID:		*NYSDEC*	*GW-18631-RW-006*	*GW-18631-RW-015*	*GW-18631-RW-014*	*GW-18631-RW-012*	*GW-18631-RW-024*	*GW-18631-RW-023*	*GW-18631-RW-002*
Sample Date:		*Water Quality Standards and*	*10/16/2001*	*10/17/2001*	*10/17/2001*	*10/17/2001*	*10/18/2001*	*10/18/2001*	*10/16/2001*
Parameter	*Unit*	*Guidance Values a*							
Semi-Volatiles									
1,2,4-Trichlorobenzene	µg/L	5	10 U	10 U	10 U	10 U	10 U	10 U	10 U
1,2-Dichlorobenzene	µg/L	3	10 U	10 U	10 U	10 U	10 U	10 U	10 U
1,3-Dichlorobenzene	µg/L	3	10 U	10 U	10 U	10 U	10 U	10 U	10 U
1,4-Dichlorobenzene	µg/L	3	10 U	10 U	10 U	10 U	10 U	10 U	10 U
2,2'-oxybis(1-Chloropropane)	µg/L	-	10 U	10 U	10 U	10 U	10 U	10 U	10 U
2,4,5-Trichlorophenol	µg/L	1 (c)	10 U	10 U	10 U	10 U	10 U	10 U	10 U
2,4,6-Trichlorophenol	µg/L	1 (c)	10 U	10 U	10 U	10 U	10 U	10 U	10 U
2,4-Dichlorophenol	µg/L	1 (c)	10 U	10 U	10 U	10 U	10 U	10 U	10 U
2,4-Dimethylphenol	µg/L	1 (c)	10 U	10 U	10 U	10 U	10 U	10 U	10 U
2,4-Dinitrophenol	µg/L	1 (c)	50 U	50 U	50 U	50 U	50 U	50 U	50 U
2,4-Dinitrotoluene	µg/L	5	10 U	10 U	10 U	10 U	10 U	10 U	10 U
2,6-Dinitrotoluene	µg/L	5	10 U	10 U	10 U	10 U	10 U	10 U	10 U
2-Chloronaphthalene	µg/L	10	10 U	10 U	10 U	10 U	10 U	10 U	10 U
2-Chlorophenol	µg/L	1 (c)	10 U	10 U	10 U	10 U	10 U	10 U	10 U
2-Methyl naphthalene	µg/L	-	10 U	10 U	10 U	10 U	10 U	10 U	10 U
2-Methylphenol	µg/L	1 (c)	10 U	10 U	10 U	10 U	10 U	10 U	10 U
2-Nitroaniline	µg/L	5	50 U	50 U	50 U	50 U	50 U	50 U	50 U
2-Nitrophenol	µg/L	1 (c)	10 U	10 U	10 U	10 U	10 U	10 U	10 U
3,3'-Dichlorobenzidine	µg/L	5	50 U	50 U	50 U	50 U	50 U	50 U	50 U
3-Nitroaniline	µg/L	5	50 U	50 U	50 U	50 U	50 U	50 U	50 U
4,6-Dinitro-2-methylphenol	µg/L	1 (c)	50 U	50 U	50 U	50 U	50 U	50 U	50 U
4-Bromophenyl phenyl ether	µg/L	-	10 U	10 U	10 U	10 U	10 U	10 U	10 U
4-Chloro-3-methylphenol	µg/L	1 (c)	10 U	10 U	10 U	10 U	10 U	10 U	10 U
4-Chloroaniline	µg/L	5	10 U	10 U	10 U	10 U	10 U	10 U	10 U
4-Chlorophenyl phenyl ether	µg/L	-	10 U	10 U	10 U	10 U	10 U	10 U	10 U
4-Methylphenol	µg/L	1 (c)	10 U	10 U	10 U	10 U	10 U	10 U	10 U
4-Nitroaniline	µg/L	5	50 U	50 U	50 U	50 U	50 U	50 U	50 U
4-Nitrophenol	µg/L	1 (c)	50 U	50 U	50 U	50 U	50 UJ	50 UJ	50 U
Acenaphthene	µg/L	20	10 U	10 U	10 U	10 U	10 U	10 U	10 U
Acenaphthylene	µg/L	-	10 U	10 U	10 U	10 U	10 U	10 U	10 U
Anthracene	µg/L	50	10 U	10 U	10 U	10 U	10 U	10 U	10 U
Benzo(a)anthracene	µg/L	0.002	10 U	10 U	10 U	10 U	10 U	10 U	10 U
Benzo(a)pyrene	µg/L	ND	10 U	10 U	10 U	10 U	10 U	10 U	10 U
Benzo(b)fluoranthene	µg/L	0.002	10 U	10 U	10 U	10 U	10 U	10 U	10 U
Benzo(g,h,i)perylene	µg/L	-	10 U	10 U	10 U	10 U	10 U	10 U	10 U
Benzo(k)fluoranthene	µg/L	0.002	10 U	10 U	10 U	10 U	10 U	10 U	10 U
bis(2-Chloroethoxy)methane	µg/L	5	10 U	10 U	10 U	10 U	10 U	10 U	10 U
bis(2-Chloroethyl)ether	µg/L	1	10 U	10 U	10 U	10 U	10 U	10 U	10 U
bis(2-Ethylhexyl)phthalate	µg/L	5	10 U	10 U	10 U	10 U	10 U	10 U	10 U

TABLE 5.2

GROUNDWATER ANALYTICAL RESULTS SUMMARY
OCTOBER-NOVEMBER 2001
VON ROLLS ISOLA
OCTOBER 2001

Sample Location:		*NYSDEC*	*GT-R2*	*Rinse Blank*	*SMW-1*	*SMW-2*	*VRI-1*	*VRI-2*	*VRI-3*
Sample ID:		*NYSDEC*	*GW-18631-RW-006*	*GW-18631-RW-015*	*GW-18631-RW-014*	*GW-18631-RW-012*	*GW-18631-RW-024*	*GW-18631-RW-023*	*GW-18631-RW-002*
Sample Date:		*Water Quality Standards and*	*10/16/2001*	*10/17/2001*	*10/17/2001*	*10/17/2001*	*10/18/2001*	*10/18/2001*	*10/16/2001*
Parameter	*Unit*	*Guidance Values* *a*							
Butyl benzylphthalate	µg/L	50	10 U	10 U	10 U	10 U	10 U	10 U	10 U
Carbazole	µg/L	-	10 U	10 U	10 U	10 U	10 U	10 U	10 U
Chrysene	µg/L	0.002	10 U	10 U	10 U	10 U	10 U	10 U	10 U
Dibenz(a,h)anthracene	µg/L	-	10 U	10 U	10 U	10 U	10 U	10 U	10 U
Dibenzofuran	µg/L	-	10 U	10 U	10 U	10 U	10 U	10 U	10 U
Diethyl phthalate	µg/L	50	10 U	3.2 J	10 U	10 U	10 U	10 U	10 U
Dimethyl phthalate	µg/L	50	10 U	10 U	10 U	10 U	10 U	10 U	10 U
Di-n-butylphthalate	µg/L	50	10 U	2.9 J	10 U	10 U	10 U	10 U	10 U
Di-n-octyl phthalate	µg/L	50	10 U	10 U	10 U	10 U	10 U	10 U	10 U
Fluoranthene	µg/L	50	10 U	10 U	10 U	10 U	10 U	10 U	10 U
Fluorene	µg/L	50	10 U	10 U	10 U	10 U	10 U	10 U	10 U
Hexachlorobenzene	µg/L	0.04	10 U	10 U	10 U	10 U	10 U	10 U	10 U
Hexachlorobutadiene	µg/L	0.5	10 U	10 U	10 U	10 U	10 U	10 U	10 U
Hexachlorocyclopentadiene	µg/L	5	50 U	50 U	50 U	50 U	50 U	50 U	50 U
Hexachloroethane	µg/L	5	10 U	10 U	10 U	10 U	10 U	10 U	10 U
Indeno(1,2,3-cd)pyrene	µg/L	0.002	10 U	10 U	10 U	10 U	10 U	10 U	10 U
Isophorone	µg/L	50	10 U	10 U	10 U	10 U	10 U	10 U	10 U
Naphthalene	µg/L	10	10 U	10 U	10 U	10 U	2.7 J	10 U	10 U
Nitrobenzene	µg/L	0.4	10 U	10 U	10 U	10 U	10 U	10 U	10 U
N-Nitrosodi-n-propylamine	µg/L	-	10 U	10 U	10 U	10 U	10 U	10 U	10 U
N-Nitrosodiphenylamine	µg/L	50	10 U	10 U	10 U	10 U	10 U	10 U	10 U
Pentachlorophenol	µg/L	1 (c)	50 U	50 U	50 U	50 U	50 U	50 U	50 U
Phenanthrene	µg/L	50	10 U	10 U	10 U	10 U	10 U	10 U	10 U
Phenol	µg/L	1 (c)	10 U	10 U	10 U	10 U	10 U	10 U	10 U
Pyrene	µg/L	50	10 U	10 U	10 U	10 U	10 U	10 U	10 U
Metals									
Aluminum	µg/L	-	7150	8.6 U	32.5 U	72.7 U	251	124	950
Antimony	µg/L	3	4.1 U	4.1 U	4.1 U	4.1 U	4.1 U	4.1 U	4.1 U
Arsenic	µg/L	25	3.4	2.0 U	2.0 U	2.0 U	2.0 U	2.0 U	2.0 U
Barium	µg/L	1000	114	0.44 U	58.5	41.2	45.2	40.4	49.0
Beryllium	µg/L	3	0.39 U	0.077 U	0.077 U	0.23 U	0.090 U	0.12 U	0.080 U
Cadmium	µg/L	5	0.63 U	0.63 U	0.63 U	0.63 U	0.63 U	0.63 U	0.63 U
Calcium	µg/L	-	132000 J	27.7 J	143000 J	119000 J	120000	123000	114000 J
Chromium	µg/L	50	12.7	1.1 U	9.1	**133[a]**	1.8	2.5	3.1
Cobalt	µg/L	-	6.6	2.6 U	2.6 U	2.6 U	2.6 U	2.6 U	2.6 U
Copper	µg/L	200	19.4	2.1 U	1.3 U	6.3 U	2.6 U	7.4 U	2.9
Iron	µg/L	300	**12500[a]**	10.0 U	130	**1640[a]**	**336[a]**	157	**1470[a]**
Lead	µg/L	25	6.8	1.8 U	1.8 U	1.8 U	1.8 U	1.8 U	1.8 U

TABLE 5.2

GROUNDWATER ANALYTICAL RESULTS SUMMARY
OCTOBER-NOVEMBER 2001
VON ROLLS ISOLA
OCTOBER 2001

Sample Location:		*NYSDEC*	*GT-R2*	*Rinse Blank*	*SMW-1*	*SMW-2*	*VRI-1*	*VRI-2*	*VRI-3*
Sample ID:		*NYSDEC*	*GW-18631-RW-006*	*GW-18631-RW-015*	*GW-18631-RW-014*	*GW-18631-RW-012*	*GW-18631-RW-024*	*GW-18631-RW-023*	*GW-18631-RW-002*
Sample Date:		*Water Quality Standards and*	*10/16/2001*	*10/17/2001*	*10/17/2001*	*10/17/2001*	*10/18/2001*	*10/18/2001*	*10/16/2001*
Parameter	*Unit*	*Guidance Values a*							
Magnesium	µg/L	35000	16800	21.3 U	16400	12300	16000	15200	16900
Manganese	µg/L	300	**481[a]**	0.75 U	19.2	21.0	209	19.4	47.1
Mercury	µg/L	0.7	0.054 U	0.094 U	0.061 U	0.085 U	0.054 U	0.054 U	0.44
Nickel	µg/L	100	14.4	7.9 U	40.8	36.5	7.9 U	7.9 U	7.9 U
Potassium	µg/L	-	6930	519 U	1020 U	772 U	1780 U	1650 U	2250
Selenium	µg/L	10	3.2 U	3.2 U	3.2 U	3.2 U	3.2 U	3.2 U	3.2 U
Silver	µg/L	50	0.75 U	0.75 U	0.75 U	0.75 U	0.80	0.75 U	0.75 U
Sodium	µg/L	20000	**308000[a]**	15.0 U	**94100[a]**	**55400[a]**	7450	9850	8420
Thallium	µg/L	0.5	5.7 U	5.7 U	5.7 U	7.0 U	5.7 U	**11.0[a]**	5.7 U
Vanadium	µg/L	-	16.8	4.1 U	4.1 U	4.1 U	6.4 U	7.4 U	4.7
Zinc	µg/L	2000	41.1	3.2 U	6.0 U	3.2 U	3.2 U	5.5	31.0 U
PCBs									
Aroclor-1016 (PCB-1016)	µg/L	0.09	1.0 U	1.0 U	1.0 U	1.0 U	1.0 U	1.0 U	1.0 U
Aroclor-1221 (PCB-1221)	µg/L	0.09	1.0 U	1.0 U	1.0 U	1.0 U	1.0 U	1.0 U	1.0 U
Aroclor-1232 (PCB-1232)	µg/L	0.09	1.0 U	1.0 U	1.0 U	1.0 U	1.0 U	1.0 U	1.0 U
Aroclor-1242 (PCB-1242)	µg/L	0.09	1.0 U	1.0 U	1.0 U	1.0 U	1.0 U	1.0 U	1.0 U
Aroclor-1248 (PCB-1248)	µg/L	0.09	1.0 U	1.0 U	1.0 U	1.0 U	1.0 U	1.0 U	1.0 U
Aroclor-1254 (PCB-1254)	µg/L	0.09	1.0 U	1.0 U	1.0 U	1.0 U	1.0 U	1.0 U	1.0 U
Aroclor-1260 (PCB-1260)	µg/L	0.09	1.0 U	1.0 U	1.0 U	1.0 U	1.0 U	1.0 U	1.0 U
Pesticides									
4,4'-DDD	µg/L	0.3	0.050 U	0.050 U	0.050 U	0.050 U	0.050 U	0.050 U	0.050 U
4,4'-DDE	µg/L	0.2	0.050 U	0.050 U	0.050 U	0.050 U	0.050 U	0.050 U	0.050 U
4,4'-DDT	µg/L	0.2	0.050 U	0.050 U	0.050 U	0.050 U	0.050 U	0.050 U	0.050 U
Aldrin	µg/L	ND	0.050 U	0.050 U	0.050 U	0.050 U	0.050 U	0.050 U	0.050 U
alpha-BHC	µg/L	0.01	0.0089 J	0.050 U	0.050 U	0.050 U	0.050 U	0.050 U	0.050 U
beta-BHC	µg/L	0.04	0.050 U	0.050 U	0.050 U	0.050 U	0.050 U	0.050 U	0.050 U
Chlordane	µg/L	-	0.50 U	0.50 U	0.50 U	0.50 U	0.50 U	0.50 U	0.50 U
delta-BHC	µg/L	0.04	0.050 U	0.050 U	0.050 U	0.050 U	0.050 U	0.050 U	0.050 U
Dieldrin	µg/L	0.004	0.050 U	0.050 U	0.050 U	0.050 U	**0.0051 J[a]**	0.050 U	0.050 U
Endosulfan I	µg/L	-	0.050 U	0.050 U	0.050 U	0.050 U	0.050 U	0.050 U	0.050 U
Endosulfan II	µg/L	-	0.050 U	0.050 U	0.050 U	0.050 U	0.050 U	0.050 U	0.050 U
Endosulfan sulfate	µg/L	-	0.050 U	0.050 U	0.050 U	0.050 U	0.050 U	0.050 U	0.050 U
Endrin aldehyde	µg/L	5	0.050 U	0.050 U	0.050 U	0.050 U	0.050 U	0.050 U	0.050 U
Endrin ketone	µg/L	5	0.050 U	0.050 U	0.050 U	0.050 U	0.050 U	0.050 U	0.050 U
Endrin	µg/L	ND	0.050 U	0.050 U	0.050 U	0.050 U	0.026 J	0.050 U	0.050 U
gamma-BHC (Lindane)	µg/L	0.05	0.050 U	0.050 U	0.050 U	0.050 U	0.050 U	0.050 U	0.050 U
Heptachlor epoxide	µg/L	0.03	0.050 U	0.050 U	0.050 U	0.050 U	0.050 U	0.050 U	0.050 U

TABLE 5.2

GROUNDWATER ANALYTICAL RESULTS SUMMARY
OCTOBER-NOVEMBER 2001
VON ROLLS ISOLA
OCTOBER 2001

Sample Location:		*NYSDEC*	*GT-R2*	*Rinse Blank*	*SMW-1*	*SMW-2*	*VRI-1*	*VRI-2*	*VRI-3*
Sample ID:		*NYSDEC*	*GW-18631-RW-006*	*GW-18631-RW-015*	*GW-18631-RW-014*	*GW-18631-RW-012*	*GW-18631-RW-024*	*GW-18631-RW-023*	*GW-18631-RW-002*
Sample Date:		*Water Quality Standards and Guidance Values a*	*10/16/2001*	*10/17/2001*	*10/17/2001*	*10/17/2001*	*10/18/2001*	*10/18/2001*	*10/16/2001*
Parameter	*Unit*								
Heptachlor	µg/L	0.04	0.050 U	0.050 U	0.050 U	0.050 U	0.050 U	0.050 U	0.050 U
Methoxychlor	µg/L	35	0.10 U	0.10 U	0.10 U	0.10 U	0.10 U	0.10 U	0.10 U
Toxaphene	µg/L	0.06	2.0 U	2.0 U	2.0 U	2.0 U	2.0 U	2.0 U	2.0 U
General Chemistry									
Cyanide (total)	µg/L	200	10.0 U	10.0 U	10.0 U	10.0 U	10.0 U	10.0 U	10.0 U
Phenolics (Total)	mg/L	1	0.010 U	0.010 U	0.010 U	0.010 U	0.010 U	0.010 U	0.010 U
Total Petroleum Hydrocarbons (C21-C28)	mg/L	-	0.50 U	0.47 U	0.47 U	0.47 U	6.8	0.46 U	0.47 U

Notes:

ND - Non-detect at associated value.
U - Non-detect at associated value.
J - Associated value is considered estimated.
a - Standard applies sum of cis- and trans-1,3-Dichloropropene.
b - Standard applies to m-, o-, and p-Xylene individually.
c - Standard applies to sum of all phenolic parameters.
d - Standard applies to PCB Aroclors individually.
[ ] - NYSDEC Class GA exceedance.

TABLE 5.2

GROUNDWATER ANALYTICAL RESULTS SUMMARY
OCTOBER-NOVEMBER 2001
VON ROLLS ISOLA
OCTOBER 2001

Sample Location:		*NYSDEC*	*VRI-4*	*VRI-5*	*VRI-6*	*VRI-7*	*VRI-8*
Sample ID:		*NYSDEC*	*GW-18631-RW-001*	*GW-112701-BP-001*	*GW-18631-RW-022*	*GW-18631-RW-020*	*GW-18631-RW-018*
Sample Date:		*Water Quality*	*10/16/2001*	*11/29/2001*	*10/18/2001*	*10/18/2001*	*10/17/2001*
Parameter	*Unit*	*Standards and Guidance Values a*					
Volatiles							
1,1,1-Trichloroethane	µg/L	5	1.0 U	1 U	1.0 U	1.3	1.0 U
1,1,2,2-Tetrachloroethane	µg/L	5	1.0 U	1 U	1.0 U	1.0 U	1.0 U
1,1,2-Trichloroethane	µg/L	1	1.0 U	1 U	1.0 U	1.0 U	1.0 U
1,1-Dichloroethane	µg/L	5	1.0 U	1 U	1.0 U	1.0 U	1.0 U
1,1-Dichloroethene	µg/L	5	1.0 U	1 U	1.0 U	1.0 U	1.0 U
1,2-Dichloroethane	µg/L	0.6	1.0 U	1 U	1.0 U	1.0 U	1.0 U
1,2-Dichloropropane	µg/L	1	1.0 U	1 U	1.0 U	1.0 U	1.0 U
2-Butanone	µg/L	50	5.0 U	5 U	5.0 U	5.0 U	5.0 U
2-Hexanone	µg/L	50	5.0 U	5 U	5.0 U	5.0 U	5.0 U
4-Methyl-2-pentanone	µg/L	-	5.0 U	5 U	5.0 U	5.0 U	5.0 U
Acetone	µg/L	50	10 UJ	38 J	10 UJ	10 UJ	10 UJ
Benzene	µg/L	1	1.0 U	1 U	1.0 U	1.0 U	1.0 U
Bromodichloromethane	µg/L	50	1.0 U	1 U	1.0 U	1.0 U	1.0 U
Bromoform	µg/L	50	1.0 U	1 U	1.0 U	1.0 U	1.0 U
Bromomethane	µg/L	5	1.0 U	2 UJ	1.0 U	1.0 U	1.0 U
Carbon disulfide	µg/L	-	1.0 U	1 U	1.0 U	1.0 U	1.0 U
Carbon tetrachloride	µg/L	5	1.0 UJ	1 U	2.1	1.0 U	1.2
Chlorobenzene	µg/L	5	1.0 U	1 U	1.0 U	1.0 U	1.0 U
Chloroethane	µg/L	5	2.0 UJ	2 U	2.0 U	2.0 U	2.0 U
Chloroform (Trichloromethane)	µg/L	7	1.0 U	0.56 J	2.2	1.0 U	2.8
Chloromethane	µg/L	-	2.0 U	2 U	2.0 U	2.0 U	2.0 U
cis-1,2-Dichloroethene	µg/L	5	1.0 U	1 U	1.0 U	1.0 U	1.0 U
cis-1,3-Dichloropropene	µg/L	0.4 (a)	1.0 U	1 U	1.0 U	1.0 U	1.0 U
Dibromochloromethane	µg/L	50	1.0 U	1 U	1.0 U	1.0 U	1.0 U
Ethylbenzene	µg/L	5	1.0 U	1 U	1.0 U	1.0 U	1.0 U
Methylene chloride	µg/L	5	2.0 U	2 U	2.0 U	2.0 U	2.0 U
Styrene	µg/L	5	1.0 U	1 U	1.0 U	1.0 U	1.0 U
Tetrachloroethene	µg/L	5	1.0 U	1 U	1.0 U	1.0 U	1.0 U
Toluene	µg/L	5	1.0 U	0.25 J	1.0 U	1.0 U	1.0 U
trans-1,2-Dichloroethene	µg/L	5	1.0 U	1 U	1.0 U	1.0 U	1.0 U
trans-1,3-Dichloropropene	µg/L	0.4 (a)	1.0 U	1 U	1.0 U	1.0 U	1.0 U
Trichloroethene	µg/L	5	1.0 U	1 U	1.5	1.0 U	**19[a]**
Vinyl chloride	µg/L	2	2.0 U	2 U	2.0 U	2.0 U	2.0 U
Xylene (total)	µg/L	5 (b)	3.0 U	3 U	3.0 U	3.0 U	3.0 U
1,3-Dichloropropene (total)	µg/L	0.4 (a)	1.0 U	1 U	1.0 U	1.0 U	1.0 U

TABLE 5.2

GROUNDWATER ANALYTICAL RESULTS SUMMARY
OCTOBER-NOVEMBER 2001
VON ROLLS ISOLA
OCTOBER 2001

Sample Location:		*NYSDEC*	*VRI-4*	*VRI-5*	*VRI-6*	*VRI-7*	*VRI-8*
Sample ID:		*NYSDEC*	*GW-18631-RW-001*	*GW-112701-BP-001*	*GW-18631-RW-022*	*GW-18631-RW-020*	*GW-18631-RW-018*
Sample Date:		*Water Quality*	*10/16/2001*	*11/29/2001*	*10/18/2001*	*10/18/2001*	*10/17/2001*
Parameter	*Unit*	*Standards and Guidance Values a*					
Semi-Volatiles							
1,2,4-Trichlorobenzene	µg/L	5	10 U	50 U	10 U	10 U	10 U
1,2-Dichlorobenzene	µg/L	3	10 U	50 U	10 U	10 U	10 U
1,3-Dichlorobenzene	µg/L	3	10 U	50 U	10 U	10 U	10 U
1,4-Dichlorobenzene	µg/L	3	10 U	50 U	10 U	10 U	10 U
2,2'-oxybis(1-Chloropropane)	µg/L	-	10 U	50 U	10 U	10 U	10 U
2,4,5-Trichlorophenol	µg/L	1 (c)	10 U	50 U	10 U	10 U	10 U
2,4,6-Trichlorophenol	µg/L	1 (c)	10 U	50 U	10 U	10 U	10 U
2,4-Dichlorophenol	µg/L	1 (c)	10 U	50 U	10 U	10 U	10 U
2,4-Dimethylphenol	µg/L	1 (c)	10 U	50 U	10 U	10 U	10 U
2,4-Dinitrophenol	µg/L	1 (c)	50 U	250 U	50 U	50 U	50 U
2,4-Dinitrotoluene	µg/L	5	10 U	50 U	10 U	10 U	10 U
2,6-Dinitrotoluene	µg/L	5	10 U	50 U	10 U	10 U	10 U
2-Chloronaphthalene	µg/L	10	10 U	50 U	10 U	10 U	10 U
2-Chlorophenol	µg/L	1 (c)	10 U	50 U	10 U	10 U	10 U
2-Methyl naphthalene	µg/L	-	10 U	50 U	10 U	10 U	10 U
2-Methylphenol	µg/L	1 (c)	10 U	50 U	10 U	10 U	10 U
2-Nitroaniline	µg/L	5	50 U	250 U	50 U	50 U	50 U
2-Nitrophenol	µg/L	1 (c)	10 U	50 U	10 U	10 U	10 U
3,3'-Dichlorobenzidine	µg/L	5	50 U	250 U	50 U	50 U	50 U
3-Nitroaniline	µg/L	5	50 U	250 U	50 U	50 U	50 U
4,6-Dinitro-2-methylphenol	µg/L	1 (c)	50 U	250 U	50 U	50 U	50 U
4-Bromophenyl phenyl ether	µg/L	-	10 U	50 U	10 U	10 U	10 U
4-Chloro-3-methylphenol	µg/L	1 (c)	10 U	50 U	10 U	10 U	10 U
4-Chloroaniline	µg/L	5	10 U	50 U	10 U	10 U	10 U
4-Chlorophenyl phenyl ether	µg/L	-	10 U	50 U	10 U	10 U	10 U
4-Methylphenol	µg/L	1 (c)	10 U	50 U	10 U	10 U	10 U
4-Nitroaniline	µg/L	5	50 U	250 U	50 U	50 U	50 U
4-Nitrophenol	µg/L	1 (c)	50 U	250 U	50 UJ	50 UJ	50 UJ
Acenaphthene	µg/L	20	10 U	50 U	10 U	10 U	10 U
Acenaphthylene	µg/L	-	10 U	50 U	10 U	10 U	10 U
Anthracene	µg/L	50	10 U	50 U	10 U	10 U	10 U
Benzo(a)anthracene	µg/L	0.002	10 U	50 U	10 U	10 U	10 U
Benzo(a)pyrene	µg/L	ND	10 U	50 U	10 U	10 U	10 U
Benzo(b)fluoranthene	µg/L	0.002	10 U	50 U	10 U	10 U	10 U
Benzo(g,h,i)perylene	µg/L	-	10 U	50 U	10 U	10 U	10 U
Benzo(k)fluoranthene	µg/L	0.002	10 U	50 U	10 U	10 U	10 U
bis(2-Chloroethoxy)methane	µg/L	5	10 U	50 U	10 U	10 U	10 U
bis(2-Chloroethyl)ether	µg/L	1	10 U	50 U	0.70 J	10 U	10 U
bis(2-Ethylhexyl)phthalate	µg/L	5	10 U	50 U	10 U	10 U	10 U

TABLE 5.2

GROUNDWATER ANALYTICAL RESULTS SUMMARY
OCTOBER-NOVEMBER 2001
VON ROLLS ISOLA
OCTOBER 2001

Sample Location:		*NYSDEC*	*VRI-4*	*VRI-5*	*VRI-6*	*VRI-7*	*VRI-8*
Sample ID:		*NYSDEC*	*GW-18631-RW-001*	*GW-112701-BP-001*	*GW-18631-RW-022*	*GW-18631-RW-020*	*GW-18631-RW-018*
Sample Date:		*Water Quality*	*10/16/2001*	*11/29/2001*	*10/18/2001*	*10/18/2001*	*10/17/2001*
Parameter	*Unit*	*Standards and Guidance Values a*					
Butyl benzylphthalate	µg/L	50	10 U	50 U	10 U	10 U	10 U
Carbazole	µg/L	-	10 U	50 U	10 U	10 U	10 U
Chrysene	µg/L	0.002	10 U	50 U	10 U	10 U	10 U
Dibenz(a,h)anthracene	µg/L	-	10 U	50 U	10 U	10 U	10 U
Dibenzofuran	µg/L	-	10 U	50 U	10 U	10 U	10 U
Diethyl phthalate	µg/L	50	10 U	50 U	10 U	10 U	10 U
Dimethyl phthalate	µg/L	50	10 U	50 U	10 U	10 U	10 U
Di-n-butylphthalate	µg/L	50	10 U	50 U	10 U	10 U	10 U
Di-n-octyl phthalate	µg/L	50	10 U	50 U	10 U	10 U	10 U
Fluoranthene	µg/L	50	10 U	50 U	10 U	10 U	10 U
Fluorene	µg/L	50	10 U	50 U	10 U	10 U	10 U
Hexachlorobenzene	µg/L	0.04	10 U	50 U	10 U	10 U	10 U
Hexachlorobutadiene	µg/L	0.5	10 U	50 U	10 U	10 U	10 U
Hexachlorocyclopentadiene	µg/L	5	50 U	250 UJ	50 U	50 U	50 U
Hexachloroethane	µg/L	5	10 U	50 U	10 U	10 U	10 U
Indeno(1,2,3-cd)pyrene	µg/L	0.002	10 U	50 U	10 U	10 U	10 U
Isophorone	µg/L	50	10 U	50 U	10 U	10 U	10 U
Naphthalene	µg/L	10	10 U	50 U	10 U	10 U	10 U
Nitrobenzene	µg/L	0.4	10 U	50 U	10 U	10 U	10 U
N-Nitrosodi-n-propylamine	µg/L	-	10 U	50 U	10 U	10 U	10 U
N-Nitrosodiphenylamine	µg/L	50	10 U	50 U	10 U	10 U	10 U
Pentachlorophenol	µg/L	1 (c)	50 U	250 U	50 U	50 U	50 U
Phenanthrene	µg/L	50	10 U	50 U	10 U	10 U	10 U
Phenol	µg/L	1 (c)	10 U	50 U	10 U	10 U	10 U
Pyrene	µg/L	50	10 U	50 U	10 U	10 U	10 U
Metals							
Aluminum	µg/L	-	3470	75100	4500	151	26.9 U
Antimony	µg/L	3	4.1 U	4.1 U	4.1 U	4.1 U	4.1 U
Arsenic	µg/L	25	2.0 U	**54.1[a]**	3.9	2.0 U	2.0 U
Barium	µg/L	1000	73.5	**1110[a]**	64.6	82.5	41.9
Beryllium	µg/L	3	0.18 U	2.6	0.28 U	0.090 U	0.077 U
Cadmium	µg/L	5	0.63 U	0.63 U	0.63 U	0.63 U	0.63 U
Calcium	µg/L	-	120000 J	1030000	98600	159000	90400
Chromium	µg/L	50	6.3	**112[a]**	9.2	1.6	2.1
Cobalt	µg/L	-	2.6 U	55	2.7	2.6 U	2.6 U
Copper	µg/L	200	6.3	**202[a]**	14.0 U	3.9 U	3.0 U
Iron	µg/L	300	**5990[a]**	**130000[a]**	**6640[a]**	211	38.5 U
Lead	µg/L	25	1.8 U	**57.3[a]**	3.2	1.8 U	1.9

TABLE 5.2

GROUNDWATER ANALYTICAL RESULTS SUMMARY
OCTOBER-NOVEMBER 2001
VON ROLLS ISOLA
OCTOBER 2001

Sample Location:		*NYSDEC*	*VRI-4*	*VRI-5*	*VRI-6*	*VRI-7*	*VRI-8*
Sample ID:		*NYSDEC*	*GW-18631-RW-001*	*GW-112701-BP-001*	*GW-18631-RW-022*	*GW-18631-RW-020*	*GW-18631-RW-018*
Sample Date:		*Water Quality*	*10/16/2001*	*11/29/2001*	*10/18/2001*	*10/18/2001*	*10/17/2001*
Parameter	*Unit*	*Standards and Guidance Values* [a]					
Magnesium	µg/L	35000	18200	**114000**[a]	17500	19300	13400
Manganese	µg/L	300	**384**[a]	**3270**[a]	285	11.2	1.2 U
Mercury	µg/L	0.7	0.096 U	0.19	0.054 U	0.054 U	0.054 U
Nickel	µg/L	100	12.2	**110**[a]	7.9 U	7.9 U	7.9 U
Potassium	µg/L	-	4220	17600	5610 U	1570 U	1250 U
Selenium	µg/L	10	3.2 U	3.2 U	3.2 U	3.2 U	3.8
Silver	µg/L	50	0.75 U	0.75 U	0.75 U	0.75 U	0.75 U
Sodium	µg/L	20000	12200	**29200**[a]	**77600**[a]	**192000**[a]	**42400**[a]
Thallium	µg/L	0.5	5.7 U	5.7 U	5.7 U	5.7 U	5.7 U
Vanadium	µg/L	-	6.6	124	13.8 U	4.1 U	5.0 U
Zinc	µg/L	2000	27.4 U	523	31.1	3.2 U	3.2 U
PCBs							
Aroclor-1016 (PCB-1016)	µg/L	0.09	1.0 U	1 U	1.0 U	1.0 U	1.0 U
Aroclor-1221 (PCB-1221)	µg/L	0.09	1.0 U	1 U	1.0 U	1.0 U	1.0 U
Aroclor-1232 (PCB-1232)	µg/L	0.09	1.0 U	1 U	1.0 U	1.0 U	1.0 U
Aroclor-1242 (PCB-1242)	µg/L	0.09	1.0 U	1 U	1.0 U	1.0 U	1.0 U
Aroclor-1248 (PCB-1248)	µg/L	0.09	1.0 U	1 U	1.0 U	1.0 U	1.0 U
Aroclor-1254 (PCB-1254)	µg/L	0.09	1.0 U	1 U	1.0 U	1.0 U	1.0 U
Aroclor-1260 (PCB-1260)	µg/L	0.09	1.0 U	1 U	1.0 U	1.0 U	1.0 U
Pesticides							
4,4'-DDD	µg/L	0.3	0.050 U	0.05 U	0.050 U	0.050 U	0.050 U
4,4'-DDE	µg/L	0.2	0.050 U	0.05 U	0.050 U	0.050 U	0.050 U
4,4'-DDT	µg/L	0.2	0.050 U	0.05 U	0.050 U	0.050 U	0.050 U
Aldrin	µg/L	ND	0.050 U	0.05 U	0.050 U	0.050 U	0.050 U
alpha-BHC	µg/L	0.01	0.050 U	0.05 U	0.050 U	0.050 U	0.050 U
beta-BHC	µg/L	0.04	0.050 U	0.05 U	0.050 U	0.050 U	0.050 U
Chlordane	µg/L	-	0.50 U	0.5 U	0.50 U	0.50 U	0.50 U
delta-BHC	µg/L	0.04	0.050 U	0.05 U	0.050 U	0.050 U	0.050 U
Dieldrin	µg/L	0.004	0.050 U	0.05 U	0.050 U	0.050 U	0.050 U
Endosulfan I	µg/L	-	0.050 U	0.05 U	0.050 U	0.050 U	0.050 U
Endosulfan II	µg/L	-	0.050 U	0.05 U	0.050 U	0.050 U	0.050 U
Endosulfan sulfate	µg/L	-	0.050 U	0.05 U	0.050 U	0.050 U	0.050 U
Endrin aldehyde	µg/L	5	0.050 U	0.05 U	0.050 U	0.050 U	0.050 U
Endrin ketone	µg/L	5	0.050 U	0.05 U	0.050 U	0.050 U	0.050 U
Endrin	µg/L	ND	0.050 U	0.05 U	0.050 U	0.050 U	0.050 U
gamma-BHC (Lindane)	µg/L	0.05	0.050 U	0.05 U	0.050 U	0.050 U	0.050 U
Heptachlor epoxide	µg/L	0.03	0.050 U	0.05 U	0.050 U	0.050 U	0.050 U

TABLE 5.2

GROUNDWATER ANALYTICAL RESULTS SUMMARY
OCTOBER-NOVEMBER 2001
VON ROLLS ISOLA
OCTOBER 2001

Sample Location:		*NYSDEC*	*VRI-4*	*VRI-5*	*VRI-6*	*VRI-7*	*VRI-8*
Sample ID:		*NYSDEC*	*GW-18631-RW-001*	*GW-112701-BP-001*	*GW-18631-RW-022*	*GW-18631-RW-020*	*GW-18631-RW-018*
Sample Date:		*Water Quality*	*10/16/2001*	*11/29/2001*	*10/18/2001*	*10/18/2001*	*10/17/2001*
Parameter	*Unit*	*Standards and Guidance Values a*					
Heptachlor	µg/L	0.04	0.050 U	0.05 U	0.050 U	0.050 U	0.050 U
Methoxychlor	µg/L	35	0.10 U	0.1 U	0.10 U	0.10 U	0.10 U
Toxaphene	µg/L	0.06	2.0 U	2 U	2.0 U	2.0 U	2.0 U
General Chemistry							
Cyanide (total)	µg/L	200	10.0 U	10 U	10.0 U	10.0 U	10.0 U
Phenolics (Total)	mg/L	1	0.010 U	0.01 U	0.011	0.010 U	0.010 U
Total Petroleum Hydrocarbons (C21-C28)	mg/L	-	0.47 U	1.7	0.40 J	0.48 U	0.50 U

Notes:

ND Non-detect at associated value.
U - Non-detect at associated value.
J - Associated value is considered estimated.
a - Standard applies sum of cis- and trans-1,3-Dichloropropene.
b - Standard applies to m-, o-, and p-Xylene individually.
c - Standard applies to sum of all phenolic parameters.
d - Standard applies to PCB Aroclors individually.
[ ] - NYSDEC Class GA exceedance.

APPENDICES

A

APPENDIX A

STRATIGRAPHIC AND INSTRUMENTATION LOGS

STRATIGRAPHIC AND INSTRUMENTATION LOG (OVERBURDEN)

PROJECT NAME: Von Roll Isola USA
PROJECT NUMBER: 18631
CLIENT: GE Plastics
LOCATION: Schenectady, New York

HOLE DESIGNATION: GT-2R
DATE COMPLETED: September 21, 2001
DRILLING METHOD: 4.25" HSA
FIELD PERSONNEL: M.E. Jimenez

DEPTH ft BGS	STRATIGRAPHIC DESCRIPTION & REMARKS	ELEV. ft ft ASL	Monitoring Well	SAMPLE NUMBER	INTERVAL	REC (ft)	'N' VALUE	PID
	TOP OF RISER GROUND SURFACE	342.72 340.98						
	Concrete		CONCRETE					
2								
4								
	SP-SAND, very loose, medium grained, brown to light brown	335.98						
6				1	X		4	0
8								
10	- black and white coloration (e.g. salt and pepper) at 10.0ft BGS			2	X		4	0
12								
14								
16				3	X		9	0
18								
20								
22				4	X		5	0
24								
26				5	X		5	0
28			BENTONITE GROUT 50mm Ø PVC RISER					
30								
32				6	X		9	0
34								

NOTES: MEASURING POINT ELEVATIONS MAY CHANGE; REFER TO CURRENT ELEVATION TABLE

STRATIGRAPHIC AND INSTRUMENTATION LOG (OVERBURDEN)

PROJECT NAME: Von Roll Isola USA
PROJECT NUMBER: 18631
CLIENT: GE Plastics
LOCATION: Schenectady, New York

HOLE DESIGNATION: GT-2R
DATE COMPLETED: September 21, 2001
DRILLING METHOD: 4.25" HSA
FIELD PERSONNEL: M.E. Jimenez

DEPTH ft BGS	STRATIGRAPHIC DESCRIPTION & REMARKS	ELEV. ft ft ASL	Monitoring Well	SAMPLE NUMBER	INTERVAL	REC (ft)	'N' VALUE	PID
36	SW-SAND, loose, fine grained to medium grained, brown with black and white coloration (e.g. salt and pepper)	305.98		7	X		15	0
38								
40								
42				8	X		11	0
44								
46				9	X		12	0
48								
50	SW-SAND, compact, fine grained, brown with black and white coloration (e.g. salt and pepper)	290.98		10	X		17	0
52								
54								
56			BENTONITE HOLEPLUG	11	X		18	0
58								
60	- saturated at 60.0ft BGS			12	X		15	0
62			SAND PACK					
64			50mm Ø STAINLESS STEEL SLOT 10 WELL					
66				13	X		15	0
68	END OF BOREHOLE @ 68.0ft BGS	272.98		14	X		8	0

WELL DETAILS
Screened interval:

NOTES: MEASURING POINT ELEVATIONS MAY CHANGE; REFER TO CURRENT ELEVATION TABLE

STRATIGRAPHIC AND INSTRUMENTATION LOG (OVERBURDEN)

PROJECT NAME: Von Roll Isola USA
PROJECT NUMBER: 18631
CLIENT: GE Plastics
LOCATION: Schenectady, New York

HOLE DESIGNATION: GT-2R
DATE COMPLETED: September 21, 2001
DRILLING METHOD: 4.25" HSA
FIELD PERSONNEL: M.E. Jimenez

DEPTH ft BGS	STRATIGRAPHIC DESCRIPTION & REMARKS	ELEV. ft ft ASL	Monitoring Well	SAMPLE NUMBER	INTERVAL	REC (ft)	'N' VALUE	PID
72			282.98 to 272.98ft ft ASL Length: 10ft Diameter: 2 n Slot Size: 10 Material: PVC Sand Pack: 284.98 to 272.98ft ft ASL Material: SAND					
74								
76								
78								
80								
82								
84								
86								
88								
90								
92								
94								
96								
98								
100								
102								
104								

NOTES: MEASURING POINT ELEVATIONS MAY CHANGE; REFER TO CURRENT ELEVATION TABLE

STRATIGRAPHIC AND INSTRUMENTATION LOG (OVERBURDEN)

PROJECT NAME: Von Roll Isola USA
PROJECT NUMBER: 18631
CLIENT: GE Plastics
LOCATION: Schenectady, New York

HOLE DESIGNATION: U6-SB1
DATE COMPLETED: October 9, 2001
DRILLING METHOD: GEOPROBE
FIELD PERSONNEL: M.E. Jimenez

DEPTH ft BGS	STRATIGRAPHIC DESCRIPTION & REMARKS	ELEV. ft ft ASL	BOREHOLE	SAMPLE NUMBER	INTERVAL	REC (ft)	'N' VALUE	PID
	GROUND SURFACE	340.43						
2	SW-SAND, medium grained, light red/brown			1				0.0
4	- brown at 4.0ft BGS							
6	SW-SAND, medium grained, grey, visible contamination	334.43		2				379
8			2" Ø BOREHOLE					
10	SW-SAND, medium grained, brown	331.43	BENTONITE GROUT	3				265
12	- black and white coloration (e.g. salt and pepper) at 12.0ft BGS							
14				4				0.0
16								
18				5				0.0
20	END OF BOREHOLE @ 20.0ft BGS	320.43						
22								
24								
26								
28								
30								
32								
34								

NOTES: MEASURING POINT ELEVATIONS MAY CHANGE; REFER TO CURRENT ELEVATION TABLE

CHEMICAL ANALYSIS ◯

STRATIGRAPHIC AND INSTRUMENTATION LOG (OVERBURDEN)

PROJECT NAME: Von Roll Isola USA
PROJECT NUMBER: 18631
CLIENT: GE Plastics
LOCATION: Schenectady, New York

HOLE DESIGNATION: U6-SB2
DATE COMPLETED: October 9, 2001
DRILLING METHOD: GEOPROBE
FIELD PERSONNEL: M.E. Jimenez

DEPTH ft BGS	STRATIGRAPHIC DESCRIPTION & REMARKS	ELEV. ft ft ASL	BOREHOLE	SAMPLE NUMBER	INTERVAL	REC (ft)	'N' VALUE	PID
	GROUND SURFACE	340.54						
	Asphalt	340.21						
	SW-SAND, medium grained, red/brown							
2				1				0.0
4	- moist at 4.0ft BGS							
6				2				0.0
8			2" Ø BOREHOLE					
	SW-SAND, fine grained, oxidized colorations	332.04						
10			BENTONITE GROUT	3				0.0
	SW-SAND, medium grained, brown	329.54						
12								
14				4				0.0
16	- black and white coloration (e.g. salt and pepper) at 16.0ft BGS							
18				5				0.0
20	END OF BOREHOLE @ 20.0ft BGS	320.54						
22								
24								
26								
28								
30								
32								
34								

NOTES: MEASURING POINT ELEVATIONS MAY CHANGE; REFER TO CURRENT ELEVATION TABLE

CHEMICAL ANALYSIS ( )

STRATIGRAPHIC AND INSTRUMENTATION LOG
(OVERBURDEN)

PROJECT NAME: Von Roll Isola USA
PROJECT NUMBER: 18631
CLIENT: GE Plastics
LOCATION: Schenectady, New York

HOLE DESIGNATION: U8-SB1
DATE COMPLETED: September 28, 2001
DRILLING METHOD: 4.25" HSA
FIELD PERSONNEL: M.E. Jimenez

DEPTH ft BGS	STRATIGRAPHIC DESCRIPTION & REMARKS	ELEV. ft ft ASL	BOREHOLE	SAMPLE NUMBER	INTERVAL	REC (ft)	'N' VALUE	PID
	GROUND SURFACE	340.76						
	TOP SOIL-dark	340.43						
	SW-SAND, medium grained, red/brown			1				0.0
2				2				26.3
4				3				191.3
	SW-SAND, fine grained, light brown	335.26						
6				4				237
8				5				239.1
10				6				249.7
	SW-SAND, medium grained, black and white coloration (e.g. salt and pepper)	329.26						
12				7				549.3
	SW-SAND, fine grained, brown with black and white coloration (e.g. salt and pepper)	326.76						
14				8				1362
16				9				1911
18				10				1999
20			8" Ø BOREHOLE	11				113
22				12				46.1
24				13				32.6
26				14				77.8
28	SW-SAND, medium grained, brown with black and white coloration (e.g. salt and pepper)	312.76		15				446
30			BENTONITE GROUT	16				160
32				17				168
34								

NOTES: MEASURING POINT ELEVATIONS MAY CHANGE; REFER TO CURRENT ELEVATION TABLE

CHEMICAL ANALYSIS ◯

STRATIGRAPHIC AND INSTRUMENTATION LOG
(OVERBURDEN)

PROJECT NAME: Von Roll Isola USA
PROJECT NUMBER: 18631
CLIENT: GE Plastics
LOCATION: Schenectady, New York

HOLE DESIGNATION: U8-SB1
DATE COMPLETED: September 28, 2001
DRILLING METHOD: 4.25" HSA
FIELD PERSONNEL: M.E. Jimenez

DEPTH ft BGS	STRATIGRAPHIC DESCRIPTION & REMARKS	ELEV. ft ft ASL	BOREHOLE	SAMPLE NUMBER	INTERVAL	REC (ft)	'N' VALUE	PID
36				18	X			172
				19	X			135
38	SM-SILTY SAND, light brown	302.76		20	X			139
40	- visible contamination at 40.0ft BGS		← 8" Ø BOREHCLE	21	X			135
42	- 4" black visible contamination at 42.0ft BGS			22	X			139
44	- compact at 44.0ft BGS			23	X			132
46				24	X			128
48	- moist at 48.0ft BGS			25	X			149
50	- wet, sheen at 50.0ft BGS			26	X			164
52				27	X			189
54				28	X			227
56	- some clay, visible sheen at 56.0ft BGS			29	X			174
58				30	X			176
60	END OF BOREHOLE @ 60.0ft BGS	280.76						
62								
64								
66								
68								

NOTES: MEASURING POINT ELEVATIONS MAY CHANGE; REFER TO CURRENT ELEVATION TABLE

CHEMICAL ANALYSIS ◯

STRATIGRAPHIC AND INSTRUMENTATION LOG
(OVERBURDEN)

PROJECT NAME: Von Roll Isola USA
PROJECT NUMBER: 18631
CLIENT: GE Plastics
LOCATION: Schenectady, New York

HOLE DESIGNATION: U8-SB2
DATE COMPLETED: September 27, 2001
DRILLING METHOD: 4.25" HSA
FIELD PERSONNEL: M.E. Jimenez

DEPTH ft BGS	STRATIGRAPHIC DESCRIPTION & REMARKS	ELEV. ft ft ASL	BOREHOLE	SAMPLE NUMBER	INTERVAL	REC (ft)	'N' VALUE	PID
	GROUND SURFACE	340.78						
	SW-SAND, medium grained, dark brown - light brown at 1.0ft BGS - loose at 2.0ft BGS			1				0.0
2				2				0.0
4				3				0.0
6	SW-SAND, very loose, coarse grained, brown/white	334.78		4				0.0
8			8" Ø BOREHOLE	5				0.0
10			BENTONITE GROUT	6				16.8
12	SW-SAND, very loose, fine grained, brown	329.03		7				19
14				8				17
16				9				0.0
18				10				0.0
20	END OF BOREHOLE @ 20.0ft BGS	320.78						
22								
24								
26								
28								
30								
32								
34								

NOTES: MEASURING POINT ELEVATIONS MAY CHANGE; REFER TO CURRENT ELEVATION TABLE

CHEMICAL ANALYSIS ◯

STRATIGRAPHIC AND INSTRUMENTATION LOG (OVERBURDEN)

PROJECT NAME: Von Roll Isola USA
PROJECT NUMBER: 18631
CLIENT: GE Plastics
LOCATION: Schenectady, New York

HOLE DESIGNATION: U8-SB3
DATE COMPLETED: September 27, 2001
DRILLING METHOD: 4.25" HSA
FIELD PERSONNEL: M.E. Jimenez

DEPTH ft BGS	STRATIGRAPHIC DESCRIPTION & REMARKS	ELEV. ft ft ASL	BOREHOLE	SAMPLE NUMBER	INTERVAL	REC (ft)	'N' VALUE	PID
	GROUND SURFACE	340.91						
	Asphalt							
	SW-SAND, medium grained, brown	339.91		1				0.0
2	- loose at 2.0ft BGS							
				2				17.6
4								
				3				16.5
6	SW-SAND, coarse grained, brown with black and white coloration (e.g. salt and pepper)	334.91		4				24.7
8			8" Ø BOREHOLE					
				5				6.7
10			BENTONITE GROUT					
				6				2.4
12	SW-SAND, fine grained, brown	329.41						
	- very loose at 12.0ft BGS			7				0.0
14								
				8				0.0
16	- compact at 16.0ft BGS							
				9				0.0
18								
				10				0.0
20	END OF BOREHOLE @ 20.0ft BGS	320.91						
22								
24								
26								
28								
30								
32								
34								

NOTES: MEASURING POINT ELEVATIONS MAY CHANGE; REFER TO CURRENT ELEVATION TABLE

CHEMICAL ANALYSIS ◯

STRATIGRAPHIC AND INSTRUMENTATION LOG (OVERBURDEN)

PROJECT NAME: Von Roll Isola USA
PROJECT NUMBER: 18631
CLIENT: GE Plastics
LOCATION: Schenectady, New York

HOLE DESIGNATION: U8-SB4
DATE COMPLETED: October 1, 2001
DRILLING METHOD: 4.25" HSA
FIELD PERSONNEL: M.E. Jimenez

DEPTH ft BGS	STRATIGRAPHIC DESCRIPTION & REMARKS	ELEV. ft ft ASL	BOREHOLE	SAMPLE NUMBER	INTERVAL	REC (ft)	'N' VALUE	PID
	GROUND SURFACE	341.12						
	TOP SOIL- sand, dark brown	340.87						
	SW-SAND, medium grained, brown with orange debris			1			NA	310
2				2			NA	1126
4				3			NA	643.7
6				4			NA	699.3
8	SW-SAND, coarse grained, brown with black and white coloration (e.g. salt and pepper)	333.12		5			NA	361.3
10				6			NA	149.0
12	SW-SAND, very loose, medium grained	329.12		7			NA	678.3
14				8			NA	136
16	- dark brown at 16.0ft BGS			9			NA	123
18				10			NA	129
20	- fine grained to medium grained at 20.0ft BGS			11			NA	196.4
22				12			NA	1311.9
24	SM-SILTY SAND, fine grained, brown with black and white coloration (e.g. salt and pepper)	317.12	8" Ø BOREHOLE	13			NA	544
26			BENTONITE GROUT	14			NA	231
28				15			NA	74.9
30				16			NA	51.6
32				17			NA	19.4
34								

NOTES: MEASURING POINT ELEVATIONS MAY CHANGE; REFER TO CURRENT ELEVATION TABLE

CHEMICAL ANALYSIS ◯

STRATIGRAPHIC AND INSTRUMENTATION LOG (OVERBURDEN)

PROJECT NAME: Von Roll Isola USA
PROJECT NUMBER: 18631
CLIENT: GE Plastics
LOCATION: Schenectady, New York

HOLE DESIGNATION: U8-SB4
DATE COMPLETED: October 1, 2001
DRILLING METHOD: 4.25" HSA
FIELD PERSONNEL: M.E. Jimenez

DEPTH ft BGS	STRATIGRAPHIC DESCRIPTION & REMARKS	ELEV. ft ft ASL	BOREHOLE	SAMPLE NUMBER	INTERVAL	REC (ft)	'N' VALUE	PID
36				18			NA	13.7
38				18			NA	65.8
40	- compact, brown at 40.0ft BGS			20			NA	104
42	- 6" black and oily visible contamination at 42.0ft BGS			21			NA	311.6
44				22			NA	471.1
46	- moist at 45.5ft BGS - compact at 46.0ft BGS			23			NA	309.9
48	- wet at 48.0ft BGS			24			NA	1999
50	- saturated at 50.0ft BGS			25			NA	793.6
52	END OF BOREHOLE @ 52.0ft BGS	289.12		26			NA	257.1
54								
56								
58								
60								
62								
64								
66								
68								

NOTES: MEASURING POINT ELEVATIONS MAY CHANGE; REFER TO CURRENT ELEVATION TABLE

CHEMICAL ANALYSIS ◯

STRATIGRAPHIC AND INSTRUMENTATION LOG
(OVERBURDEN)

PROJECT NAME: Von Roll Isola USA
PROJECT NUMBER: 18631
CLIENT: GE Plastics
LOCATION: Schenectady, New York

HOLE DESIGNATION: U18-SB1
DATE COMPLETED: September 25, 2001
DRILLING METHOD: 4.25" HSA
FIELD PERSONNEL: M.E. Jimenez

DEPTH ft BGS	STRATIGRAPHIC DESCRIPTION & REMARKS	ELEV. ft ft ASL	BOREHOLE	SAMPLE NUMBER	INTERVAL	REC (ft)	'N' VALUE	PID
	GROUND SURFACE	341.74						
	SW-SAND, very loose, medium grained, brown			1	X		NA	1.7
2				2	X		NA	16.7
4				3	X		NA	3.8
6	SW-SAND, coarse grained, brown with black and white	335.74		4	X		NA	1.5
8			8" Ø BOREHOLE	5	X		NA	9.3
10			BENTONITE GROUT	6	X		NA	3.0
12				7	X		NA	0.0
14	SW-SAND, very loose, fine grained, brown	327.74		8	X		NA	0.0
16				9	X		NA	0.0
18	- loose at 18.0ft BGS			10	X		NA	0.0
20	END OF BOREHOLE @ 20.0ft BGS	321.74						
22								
24								
26								
28								
30								
32								
34								

NOTES: MEASURING POINT ELEVATIONS MAY CHANGE; REFER TO CURRENT ELEVATION TABLE

CHEMICAL ANALYSIS ◯

STRATIGRAPHIC AND INSTRUMENTATION LOG (OVERBURDEN)

PROJECT NAME: Von Roll Isola USA
PROJECT NUMBER: 18631
CLIENT: GE Plastics
LOCATION: Schenectady, New York

HOLE DESIGNATION: U18-SB2
DATE COMPLETED: September 24, 2001
DRILLING METHOD: 4.25" HSA
FIELD PERSONNEL: M.E. Jimenez

DEPTH ft BGS	STRATIGRAPHIC DESCRIPTION & REMARKS	ELEV. ft ft ASL	BOREHOLE	SAMPLE NUMBER	INTERVAL	REC (ft)	'N' VALUE	PID
	GROUND SURFACE	342.79						
	SW-SAND, very loose, medium grained, red/brown			1			NA	6.9
2				2			NA	13.1
4				3			NA	2.3
6				4			NA	0.9
8	SW-SAND, very loose, medium grained to coarse grained, brown with black and white coloration (e.g. salt and pepper)	334.79	8" Ø BOREHOLE	5			NA	2.1
10			BENTONITE GROUT	6			NA	0.6
12				7			NA	0.0
14				8			NA	0.0
16	SW-SAND, very loose, medium grained, brown	326.79		9			NA	0.0
18	SW-SAND, very loose, fine grained, brown	324.79		10			NA	0.0
20	END OF BOREHOLE @ 20.0ft BGS	322.79						
22								
24								
26								
28								
30								
32								
34								

NOTES: MEASURING POINT ELEVATIONS MAY CHANGE; REFER TO CURRENT ELEVATION TABLE

CHEMICAL ANALYSIS ◯

STRATIGRAPHIC AND INSTRUMENTATION LOG (OVERBURDEN)

PROJECT NAME: Von Roll Isola USA
PROJECT NUMBER: 18631
CLIENT: GE Plastics
LOCATION: Schenectady, New York

HOLE DESIGNATION: U18-SB3
DATE COMPLETED: September 24, 2001
DRILLING METHOD: 4.25" HSA
FIELD PERSONNEL: M.E. Jimenez

DEPTH ft BGS	STRATIGRAPHIC DESCRIPTION & REMARKS	ELEV. ft ft ASL	BOREHOLE	SAMPLE NUMBER	INTERVAL	REC (ft)	'N' VALUE	PID
	GROUND SURFACE	340.71						
	SW-SAND, very loose, medium grained			1	X		NA	0.2
2								
				2	X		NA	0.3
4								
				3	X		NA	3.7
6	SW-SAND, medium grained to coarse grained, brown with black and white coloration (e.g. salt and pepper)	334.71		4	X		NA	0.0
8								
				5	X		NA	4.1
10			8" Ø BOREHOLE					
				6	X		NA	6.1
12			BENTONITE GROUT					
				7	X		NA	12.3
14								
				8	X		NA	42.1
16	SW-SAND, loose, medium grained, brown	324.71						
				9	X		NA	36.7
18								
				10	X		NA	46.2
20	- becoming finer grained at 20.0ft BGS							
				11	X		NA	24.7
22								
				12	X		NA	28.7
24	- fine grained dark brown at 24.0ft BGS							
				14	X		NA	19.2
26								
				16	X		NA	16.2
28	SM-SILTY SAND, brown	312.71						
	- wet at 29.5ft BGS			18	X		NA	22.3
30								
				20	X		NA	22.4
32								
				22	X		NA	34.7
34	- green/ gray in color at 34.0ft BGS							

NOTES: MEASURING POINT ELEVATIONS MAY CHANGE; REFER TO CURRENT ELEVATION TABLE

CHEMICAL ANALYSIS ◯

STRATIGRAPHIC AND INSTRUMENTATION LOG
(OVERBURDEN)

PROJECT NAME: Von Roll Isola USA
PROJECT NUMBER: 18631
CLIENT: GE Plastics
LOCATION: Schenectady, New York

HOLE DESIGNATION: U18-SB3
DATE COMPLETED: September 24, 2001
DRILLING METHOD: 4.25" HSA
FIELD PERSONNEL: M.E. Jimenez

DEPTH ft BGS	STRATIGRAPHIC DESCRIPTION & REMARKS	ELEV. ft ft ASL	BOREHOLE	SAMPLE NUMBER	INTERVAL	REC (ft)	'N' VALUE	PID
36	- very wet at 36.0ft BGS - brown at 36.5ft BGS			24			NA	27.5
38	- moist at 38.0ft BGS			26			NA	6.9
40	- loose at 40.0ft BGS			28			NA	0.0
42	END OF BOREHOLE @ 42.0ft BGS	298.71		30			NA	0.0
44								
46								
48								
50								
52								
54								
56								
58								
60								
62								
64								
66								
68								

NOTES: MEASURING POINT ELEVATIONS MAY CHANGE; REFER TO CURRENT ELEVATION TABLE

CHEMICAL ANALYSIS ◯

STRATIGRAPHIC AND INSTRUMENTATION LOG
(OVERBURDEN)

PROJECT NAME: Von Roll Isola USA
PROJECT NUMBER: 18631
CLIENT: GE Plastics
LOCATION: Schenectady, New York

HOLE DESIGNATION: U18-SB4
DATE COMPLETED: September 25, 2001
DRILLING METHOD: 4.25" HSA
FIELD PERSONNEL: M.E. Jimenez

DEPTH ft BGS	STRATIGRAPHIC DESCRIPTION & REMARKS	ELEV. ft ft ASL	BOREHOLE	SAMPLE NUMBER	INTERVAL	REC (ft)	'N' VALUE	PID
	GROUND SURFACE	340.21						
	SW-SAND, very loose, medium grained, brown			1	X		NA	7.1
2				2	X		NA	8.8
4				3	X		NA	20.6
6				4	X		NA	2.1
8				5	X		NA	7.1
10	SW-SAND, very loose, coarse grained, brown/black/white	330.21	8" Ø BOREHOLE	6	X		NA	4.6
12			BENTONITE GROUT	7	X		NA	3.9
14				8	X		NA	8.7
16				9	X		NA	1.5
18				10	X		NA	1.5
20	SW-SAND, very loose, medium grained, brown	320.21		11	X		NA	0.0
22	SW-SAND, very loose, fine grained, brown	318.21		12	X		NA	0.0
24	END OF BOREHOLE @ 24.0ft BGS	316.21						
26								
28								
30								
32								
34								

NOTES: MEASURING POINT ELEVATIONS MAY CHANGE; REFER TO CURRENT ELEVATION TABLE

CHEMICAL ANALYSIS ◯

STRATIGRAPHIC AND INSTRUMENTATION LOG (OVERBURDEN)

PROJECT NAME: Von Roll Isola USA
PROJECT NUMBER: 18631
CLIENT: GE Plastics
LOCATION: Schenectady, New York

HOLE DESIGNATION: U19-SB1
DATE COMPLETED: September 26, 2001
DRILLING METHOD: 4.25" HSA
FIELD PERSONNEL: M.E. Jimenez

DEPTH ft BGS	STRATIGRAPHIC DESCRIPTION & REMARKS	ELEV. ft ft ASL	BOREHOLE	SAMPLE NUMBER	INTERVAL	REC (ft)	'N' VALUE	PID
	GROUND SURFACE	341.44						
	TOP SOIL-sand, medium grained, dark brown	340.94						
	SW-SAND, loose, medium grained, red/brown			1			NA	63.1
2				2			NA	134.1
4				3			NA	79.2
6	SW-SAND, very loose, medium to coarse grained	335.44		4			NA	53
8	SW-SAND, coarse grained, black and white coloration (e.g. salt and pepper)	333.44	8" Ø BOREHOLE	5			NA	13.2
10			BENTONITE GROUT	6			NA	5
12				7			NA	4.5
14				8			NA	0.0
16	- dark brown at 16.0ft BGS			9			NA	0.0
18	- medium to coarse grained, brown at 18.0ft BGS			10			NA	0.0
20	END OF BOREHOLE @ 20.0ft BGS	321.44						
22								
24								
26								
28								
30								
32								
34								

NOTES: MEASURING POINT ELEVATIONS MAY CHANGE; REFER TO CURRENT ELEVATION TABLE

CHEMICAL ANALYSIS ◯

STRATIGRAPHIC AND INSTRUMENTATION LOG (OVERBURDEN)

PROJECT NAME: Von Roll Isola USA
PROJECT NUMBER: 18631
CLIENT: GE Plastics
LOCATION: Schenectady, New York

HOLE DESIGNATION: U19-SB2
DATE COMPLETED: September 26, 2001
DRILLING METHOD: 4.25" HSA
FIELD PERSONNEL: M.E. Jimenez

DEPTH ft BGS	STRATIGRAPHIC DESCRIPTION & REMARKS	ELEV. ft ft ASL	BOREHOLE	SAMPLE NUMBER	INTERVAL	REC (ft)	'N' VALUE	PID
	GROUND SURFACE	341.09						
	SW-SAND, very loose, medium to coarse grained, brown			1	X		NA	0.0
2	- red/brown at 1.0ft BGS - loose, predominatly medium grained, moist at 2.0ft BGS			2	X		NA	0.0
4	- very loose, medium to coarse grained, moist at 4.0ft BGS			3	X		NA	42.9
6	- black and white coloration (e.g. salt and pepper) at 6.0ft BGS			4	X		NA	79.6
8	- dry at 8.0ft BGS			5	X		NA	82.1
10	- medium grained at 10.0ft BGS			6	X		NA	24
12			8" Ø BOREHOLE	7	X		NA	44.3
14			BENTONITE GROUT	8	X		NA	48.2
16				9	X		NA	44.6
18				10	X		NA	29.4
20	- loose, dark brown at 20.0ft BGS			12	X		NA	89.3
22				14	X		NA	7.1
24				16	X		NA	0.0
26				18	X		NA	0.0
28	SW-SAND, loose, fine grained, brown	313.09		20	X		NA	0.0
30	END OF BOREHOLE @ 30.0ft BGS	311.09						
32								
34								

NOTES: MEASURING POINT ELEVATIONS MAY CHANGE; REFER TO CURRENT ELEVATION TABLE

CHEMICAL ANALYSIS ◯

STRATIGRAPHIC AND INSTRUMENTATION LOG (OVERBURDEN)

PROJECT NAME: Von Roll Isola USA
PROJECT NUMBER: 18631
CLIENT: GE Plastics
LOCATION: Schenectady, New York

HOLE DESIGNATION: U19-SB3
DATE COMPLETED: September 26, 2001
DRILLING METHOD: 4.25" HSA
FIELD PERSONNEL: M.E. Jimenez

DEPTH ft BGS	STRATIGRAPHIC DESCRIPTION & REMARKS	ELEV. ft ft ASL	BOREHOLE	SAMPLE NUMBER	INTERVAL	REC (ft)	'N' VALUE	PID
	GROUND SURFACE	340.81						
	SW-SAND, very loose, fine grained, red/brown			1			NA	10.4
2				2			NA	0.0
4	- loose at 4.0ft BGS			3			NA	0.0
6				4			NA	0.0
8			8" Ø BOREHOLE	5			NA	0.0
10			BENTONITE GROUT	6			NA	0.0
12				7			NA	0.0
14		326.15		8			NA	0.0
	SW-SAND, medium grained to coarse grained							
16		324.81						
	SW-SAND, coarse grained, black and white coloration (e.g. salt and pepper)			9			NA	0.0
18								
20				10			NA	0.0
	END OF BOREHOLE @ 20.0ft BGS	320.81						
22								
24								
26								
28								
30								
32								
34								

NOTES: MEASURING POINT ELEVATIONS MAY CHANGE; REFER TO CURRENT ELEVATION TABLE

CHEMICAL ANALYSIS ◯

STRATIGRAPHIC AND INSTRUMENTATION LOG
(OVERBURDEN)

PROJECT NAME: Von Roll Isola USA
PROJECT NUMBER: 18631
CLIENT: GE Plastics
LOCATION: Schenectady, New York

HOLE DESIGNATION: U25-SB1
DATE COMPLETED: October 9, 2001
DRILLING METHOD: GEOPROBE
FIELD PERSONNEL: M.E. Jimenez

DEPTH ft BGS	STRATIGRAPHIC DESCRIPTION & REMARKS	ELEV. ft ft ASL	BOREHOLE	SAMPLE NUMBER	SAMPLE INTERVAL	SAMPLE REC (ft)	SAMPLE 'N' VALUE	SAMPLE PID
	GROUND SURFACE	341.21						
	TOP SOIL-sand, dark brown	340.71						
	SW-SAND, medium grained, red/brown							
2				1				0.0
4	SW-SAND, coarse grained, brown/red	337.21						
6				2				0.0
8			2" Ø BOREHOLE					
10			BENTONITE GROUT	3				0.0
12								
14				4				0.0
16								
	SW-SAND, medium grained, black and white coloration (e.g. salt and pepper)	324.21						
18				5				0.0
20	END OF BOREHOLE @ 20.0ft BGS	321.21						
22								
24								
26								
28								
30								
32								
34								

NOTES: MEASURING POINT ELEVATIONS MAY CHANGE; REFER TO CURRENT ELEVATION TABLE

CHEMICAL ANALYSIS ◯

STRATIGRAPHIC AND INSTRUMENTATION LOG (OVERBURDEN)

PROJECT NAME: Von Roll Isola USA
PROJECT NUMBER: 18631
CLIENT: GE Plastics
LOCATION: Schenectady, New York

HOLE DESIGNATION: U25-SB2
DATE COMPLETED: October 9, 2001
DRILLING METHOD: GEOPROBE
FIELD PERSONNEL: M.E. Jimenez

DEPTH ft BGS	STRATIGRAPHIC DESCRIPTION & REMARKS	ELEV. ft ft ASL	BOREHOLE	SAMPLE NUMBER	SAMPLE INTERVAL	SAMPLE REC (ft)	SAMPLE 'N' VALUE	SAMPLE PID
	GROUND SURFACE	340.98						
	TOP SOIL	340.68						
	SW-SAND, medium to coarse grained, light brown							
2				1				0.0
4	SW-SAND, coarse grained, brown	336.98						
6				2				0.0
8	- black and white coloration (e.g. salt and pepper) at 8.3ft BGS		2" Ø BOREHOLE					
10			BENTON TE GROUT	3				0.0
12								
14				4				0.0
16								
18				5				0.0
20	END OF BOREHOLE @ 20.0ft BGS	320.98						
22								
24								
26								
28								
30								
32								
34								

NOTES: MEASURING POINT ELEVATIONS MAY CHANGE; REFER TO CURRENT ELEVATION TABLE

CHEMICAL ANALYSIS ◯

STRATIGRAPHIC AND INSTRUMENTATION LOG (OVERBURDEN)

PROJECT NAME: Von Roll Isola USA
PROJECT NUMBER: 18631
CLIENT: GE Plastics
LOCATION: Schenectady, New York

HOLE DESIGNATION: U25-SB3
DATE COMPLETED: October 9, 2001
DRILLING METHOD: GEOPROBE
FIELD PERSONNEL: M.E. Jimenez

DEPTH ft BGS	STRATIGRAPHIC DESCRIPTION & REMARKS	ELEV. ft ft ASL	BOREHOLE	SAMPLE NUMBER	SAMPLE INTERVAL	SAMPLE REC (ft)	SAMPLE 'N' VALUE	SAMPLE PID
	GROUND SURFACE	340.58						
	TOP SOIL, dark sand	340.13						
	SW-SAND, coarse grained, light brown							
2				1				0.0
4								
6				2				0.0
8			2" Ø BOREHOLE					
	SW-SAND, medium grained, brown	332.08						
10			BENTONITE GROUT	3				0.0
12	- black and white coloration (e.g. salt and pepper) at 12.0ft BGS							
14				4				0.0
16								
18				5				0.0
20	END OF BOREHOLE @ 20.0ft BGS	320.58						
22								
24								
26								
28								
30								
32								
34								

NOTES: MEASURING POINT ELEVATIONS MAY CHANGE; REFER TO CURRENT ELEVATION TABLE

CHEMICAL ANALYSIS ◯

STRATIGRAPHIC AND INSTRUMENTATION LOG
(OVERBURDEN)

PROJECT NAME: Von Roll Isola USA
PROJECT NUMBER: 18631
CLIENT: GE Plastics
LOCATION: Schenectady, New York

HOLE DESIGNATION: VRI-1
DATE COMPLETED: October 12, 2001
DRILLING METHOD: 4.25" HSA
FIELD PERSONNEL: M.E. Jimenez

DEPTH ft BGS	STRATIGRAPHIC DESCRIPTION & REMARKS	ELEV. ft ft ASL	Monitoring Well	SAMPLE NUMBER	INTERVAL	REC (ft)	'N' VALUE	PID
	TOP OF RISER GROUND SURFACE	343.08 340.85						
	Concrete		CONCRETE					
2								
4								
	SW-GRAVELLY SAND, coarse grained, brown with black and white coloration (e.g. salt and pepper)	335.85						
6				1	X		NA	0.6
8								
10								
12				2	X		NA	0
14								
16				3	X		NA	0
18								
20								
22				4	X		NA	0
24								
26				5	X		NA	0
28								
30			BENTONITE GROUT 50mm Ø PVC RISER					
32				6	X		NA	0
34								

NOTES: MEASURING POINT ELEVATIONS MAY CHANGE; REFER TO CURRENT ELEVATION TABLE

CHEMICAL ANALYSIS ◯

STRATIGRAPHIC AND INSTRUMENTATION LOG (OVERBURDEN)

PROJECT NAME: Von Roll Isola USA
PROJECT NUMBER: 18631
CLIENT: GE Plastics
LOCATION: Schenectady, New York

HOLE DESIGNATION: VRI-1
DATE COMPLETED: October 12, 2001
DRILLING METHOD: 4.25" HSA
FIELD PERSONNEL: M.E. Jimenez

DEPTH ft BGS	STRATIGRAPHIC DESCRIPTION & REMARKS	ELEV. ft ft ASL	Monitoring Well	SAMPLE NUMBER	INTERVAL	REC (ft)	'N' VALUE	PID
36	SW-SAND, coarse grained, black and white coloration (e.g. salt and pepper)	305.85		7	X		NA	0.1
38								
40	- phenol odor at 40.0ft BGS			8	X		NA	23.6
42								
44								
46	SW-SAND, medium grained, black and white coloration (e.g. salt and pepper), olfactory contamination	295.85		9	X		NA	267
48								
50				10	X		NA	1693
52								
54								
56	- with fines at 56.5ft BGS		BENTONITE HOLEPLUG	11	X		NA	2000+
58								
60	- fine grain, wet at 60.0ft BGS							
62	SM-SILTY SAND, wet	279.85	SAND PACK	12	X		NA	2000+
64								
66			50mm Ø STAINLESS STEEL SLOT 10 WELL	13	X		NA	48.3
68								

NOTES: MEASURING POINT ELEVATIONS MAY CHANGE; REFER TO CURRENT ELEVATION TABLE

CHEMICAL ANALYSIS ◯

STRATIGRAPHIC AND INSTRUMENTATION LOG (OVERBURDEN)

PROJECT NAME: Von Roll Isola USA
PROJECT NUMBER: 18631
CLIENT: GE Plastics
LOCATION: Schenectady, New York

HOLE DESIGNATION: VRI-1
DATE COMPLETED: October 12, 2001
DRILLING METHOD: 4.25" HSA
FIELD PERSONNEL: M.E. Jimenez

DEPTH ft BGS	STRATIGRAPHIC DESCRIPTION & REMARKS	ELEV. ft ft ASL	Monitoring Well	SAMPLE NUMBER	INTERVAL	REC (ft)	'N' VALUE	PID
72	END OF BOREHOLE @ 72.0ft BGS	268.85	WELL DETAILS Screened interval: 280.85 to 270.85ft ft ASL Length: 10ft Diameter: 2in Slot Size: 10 Material: PVC Sand Pack: 282.85 to 268.85ft ft ASL Material: SAND	14	X		NA	18.3
74								
76								
78								
80								
82								
84								
86								
88								
90								
92								
94								
96								
98								
100								
102								
104								

NOTES: MEASURING POINT ELEVATIONS MAY CHANGE; REFER TO CURRENT ELEVATION TABLE

CHEMICAL ANALYSIS ◯

STRATIGRAPHIC AND INSTRUMENTATION LOG
(OVERBURDEN)

PROJECT NAME: Von Roll Isola USA
PROJECT NUMBER: 18631
CLIENT: GE Plastics
LOCATION: Schenectady, New York

HOLE DESIGNATION: VRI-2
DATE COMPLETED: October 15, 2001
DRILLING METHOD: 4.25" HSA
FIELD PERSONNEL: M.E. Jimenez

DEPTH ft BGS	STRATIGRAPHIC DESCRIPTION & REMARKS	ELEV. ft ft ASL	Monitoring Well	SAMPLE NUMBER	INTERVAL	REC (ft)	'N' VALUE
	TOP OF RISER GROUND SURFACE	347.38 344.99					
	Concrete		CONCRETE				
2, 4							
	SW- SAND, very loose, coarse grained, brown	339.99					
6, 8, 10, 12, 14							
	SW- SAND, coarse grained, brown with black and white coloration	329.99					
16, 18							
	SW- SAND, medium to coarse grained, brown with black and white coloration	324.99					
20, 22, 24							
	SW- SAND, medium to coarse grained, brown with black and white coloration	319.99					
26, 28, 30, 32, 34			BENTONIE GROUT 50mm Ø PVC RISER				

NOTES: MEASURING POINT ELEVATIONS MAY CHANGE: REFER TO CURRENT ELEVATION TABLE

STRATIGRAPHIC AND INSTRUMENTATION LOG (OVERBURDEN)

PROJECT NAME: Von Roll Isola USA
PROJECT NUMBER: 18631
CLIENT: GE Plastics
LOCATION: Schenectady, New York

HOLE DESIGNATION: VRI-2
DATE COMPLETED: October 15, 200
DRILLING METHOD: 4.25" HSA
FIELD PERSONNEL: M.E. Jimenez

DEPTH ft BGS	STRATIGRAPHIC DESCRIPTION & REMARKS	ELEV. ft ft ASL	Monitoring Well	SAMPLE NUMBER	INTERVAL	REC (ft)	'N' VALUE
36							
38							
40							
42							
44							
46							
48							
50							
52							
54							
56							
58							
60							
62			BENTONITE HOLEPLUG				
64							
66	SW- SAND, medium to coarse grained, brown with black and white coloration, moist	279.99					
68			SAND PACK				

NOTES: MEASURING POINT ELEVATIONS MAY CHANGE; REFER TO CURRENT ELEVATION TABLE

STRATIGRAPHIC AND INSTRUMENTATION LOG
(OVERBURDEN)

PROJECT NAME: Von Roll Isola USA
PROJECT NUMBER: 18631
CLIENT: GE Plastics
LOCATION: Schenectady, New York

HOLE DESIGNATION: VRI-2
DATE COMPLETED: October 15, 2001
DRILLING METHOD: 4.25" HSA
FIELD PERSONNEL: M.E. Jimenez

DEPTH ft BGS	STRATIGRAPHIC DESCRIPTION & REMARKS	ELEV. ft ft ASL	Monitoring Well	SAMPLE NUMBER	INTERVAL	REC (ft)	'N' VALUE
	SM- SILTY SAND, coarse grained, brown with black and white coloration, wet	274.99	50mm Ø STAINLESS STEEL SLOT 10 WELL				
	END OF BOREHOLE @ 75.0ft BGS	269.99	WELL DETAILS Screened interval: 279.99 to 269.99ft ft ASL Length: 10ft Diameter: 2in Slot Size: 10 Material: PVC Sand Pack: 281.99 to 269.99ft ft ASL Material: SAND				

72, 74, 76, 78, 80, 82, 84, 86, 88, 90, 92, 94, 96, 98, 100, 102, 104

NOTES: MEASURING POINT ELEVATIONS MAY CHANGE; REFER TO CURRENT ELEVATION TABLE

STRATIGRAPHIC AND INSTRUMENTATION LOG (OVERBURDEN)

PROJECT NAME: Von Roll Isola USA
PROJECT NUMBER: 18631
CLIENT: GE Plastics
LOCATION: Schenectady, New York

HOLE DESIGNATION: VRI-3
DATE COMPLETED: October 10, 2001
DRILLING METHOD: 4.25" HSA
FIELD PERSONNEL: M.E. Jimenez

DEPTH ft BGS	STRATIGRAPHIC DESCRIPTION & REMARKS	ELEV. ft ft ASL	Monitoring Well	SAMPLE NUMBER	INTERVAL	REC (ft)	'N' VALUE	PID
	TOP OF RISER GROUND SURFACE TOP OF CASING	343.41 341.17 0.00						
	Concrete		CONCRETE					
	SP-SAND, medium grained, light brown	336.17		1	X		NA	1.1
	SP-SAND, coarse grained, brown with black and white coloration (e.g. salt and pepper)	333.67		2	X		NA	0
				3	X		NA	0
				4	X		NA	4.7
	SP-SAND, fine grained with black and white coloration (e.g. salt and pepper)	315.67		5	X		NA	0
	- 6" moist silty sand at 31.0ft BGS		BENTONITE GROUT 50mm Ø PVC RISER	6	X		NA	0

Depth scale: 2, 4, 6, 8, 10, 12, 14, 16, 18, 20, 22, 24, 26, 28, 30, 32, 34

NOTES: MEASURING POINT ELEVATIONS MAY CHANGE; REFER TO CURRENT ELEVATION TABLE

STRATIGRAPHIC AND INSTRUMENTATION LOG
(OVERBURDEN)

PROJECT NAME: Von Roll Isola USA
PROJECT NUMBER: 18631
CLIENT: GE Plastics
LOCATION: Schenectady, New York

HOLE DESIGNATION: VRI-3
DATE COMPLETED: October 10, 2001
DRILLING METHOD: 4.25" HSA
FIELD PERSONNEL: M.E. Jimenez

DEPTH ft BGS	STRATIGRAPHIC DESCRIPTION & REMARKS	ELEV. ft ft ASL	Monitoring Well	SAMPLE NUMBER	INTERVAL	REC (ft)	'N' VALUE	PID
36	SM-SILTY SAND, brown, moist	306.17		7	X		NA	0
38								
40								
42	SP-SAND, fine grained, brown, dry	300.17		8	X		NA	0
44								
46	- 6" silty sand at 45.0ft BGS			9	X		NA	0
48								
50	- compact at 50.0ft BGS			10	X		NA	0
52								
54								
56				11	X		NA	0
58								
60	SM-SILTY SAND, compact, fine grained, brown	281.17		12	X		NA	1.4
62								
64			BENTONITE HOLEPLUG					
66				13	X		NA	1.0
68								

NOTES: MEASURING POINT ELEVATIONS MAY CHANGE; REFER TO CURRENT ELEVATION TABLE

STRATIGRAPHIC AND INSTRUMENTATION LOG
(OVERBURDEN)

PROJECT NAME: Von Roll Isola USA
PROJECT NUMBER: 18631
CLIENT: GE Plastics
LOCATION: Schenectady, New York

HOLE DESIGNATION: VRI-3
DATE COMPLETED: October 10, 2001
DRILLING METHOD: 4.25" HSA
FIELD PERSONNEL: M.E. Jimenez

DEPTH ft BGS	STRATIGRAPHIC DESCRIPTION & REMARKS	ELEV. ft ft ASL	Monitoring Well	SAMPLE NUMBER	INTERVAL	REC (ft)	'N' VALUE	PID
	SP-SAND, fine grained, brown, wet	271.17	SAND PACK; 50mm Ø STAINLESS STEEL SLOT 10 WEL	14	X		NA	2.0
72								
74								
76	SM-SILTY SAND, moist	265.17		15	X		NA	0
	END OF BOREHOLE @ 77.0ft BGS	264.17						
78								
80								
82								
84								
86								
88								
90								
92								
94								
96								
98								
100								
102								
104								

WELL DETAILS
Screened interval:
274.17 to 264.17ft ft ASL
Length: 10ft
Diameter: 2 in
Slot Size: 10
Material: PVC
Sand Pack:
276.17 to 264.17ft ft ASL
Material: SAND

NOTES: MEASURING POINT ELEVATIONS MAY CHANGE; REFER TO CURRENT ELEVATION TABLE

STRATIGRAPHIC AND INSTRUMENTATION LOG (OVERBURDEN)

PROJECT NAME: Von Roll Isola USA
PROJECT NUMBER: 18631
CLIENT: GE Plastics
LOCATION: Schenectady, New York

HOLE DESIGNATION: VRI-4
DATE COMPLETED: October 10, 2001
DRILLING METHOD: 4.25" HSA
FIELD PERSONNEL: M.E. Jimenez

DEPTH ft BGS	STRATIGRAPHIC DESCRIPTION & REMARKS	ELEV. ft ft ASL	Monitoring Well	SAMPLE NUMBER	INTERVAL	REC (ft)	'N' VALUE	PID
	TOP OF RISER GROUND SURFACE	342.93 341.02						
2, 4	Concrete		CONCRETE					
6, 8	SW-SAND, very loose, medium grained, brown	336.02		1	X		5	0.0
10, 12, 14	SW-SAND, fine grained, light brown	331.02		2	X		3	1.3
16, 18, 20, 22, 24, 26, 28, 30, 32, 34	SW-SAND, medium grained, brown with black and white coloration (e.g. salt and pepper)	326.02		3	X		7	1.1
				4	X		7	4.7
				5	X		8	5.6
	- fine to medium grained, black and white coloration (e.g. salt and pepper) at 30.0ft BGS		BENTONITE GROUT 50mm Ø	6	X		15	3.3

NOTES: MEASURING POINT ELEVATIONS MAY CHANGE; REFER TO CURRENT ELEVATION TABLE

STRATIGRAPHIC AND INSTRUMENTATION LOG
(OVERBURDEN)

PROJECT NAME: Von Roll Isola USA
PROJECT NUMBER: 18631
CLIENT: GE Plastics
LOCATION: Schenectady, New York

HOLE DESIGNATION: VRI-4
DATE COMPLETED: October 10, 2001
DRILLING METHOD: 4.25" HSA
FIELD PERSONNEL: M.E. Jimenez

DEPTH ft BGS	STRATIGRAPHIC DESCRIPTION & REMARKS	ELEV. ft ft ASL	Monitoring Well	SAMPLE NUMBER	INTERVAL	REC (ft)	'N' VALUE	PID
	SP-SAND, fine grained, brown, compact	306.02	PVC RISER					
36				7	X		16	4.1
38								
40	- moist at 40.0ft BGS							
42				8	X		16	3.8
44								
46				9	X		15	3.1
48								
50	- dry at 50.0ft BGS							
52				10	X		22	3.2
54								
56	- black and white coloration (e.g. salt and pepper) at 55.0ft BGS			11	X		19	3.1
58								
60				12	X		19	3.2
62								
64			BENTONITE HOLEPLUG					
66				13	X		15	0.0
68								

NOTES: MEASURING POINT ELEVATIONS MAY CHANGE; REFER TO CURRENT ELEVATION TABLE

STRATIGRAPHIC AND INSTRUMENTATION LOG
(OVERBURDEN)

PROJECT NAME: Von Roll Isola USA
PROJECT NUMBER: 18631
CLIENT: GE Plastics
LOCATION: Schenectady, New York

HOLE DESIGNATION: VRI-4
DATE COMPLETED: October 10, 2001
DRILLING METHOD: 4.25" HSA
FIELD PERSONNEL: M.E. Jimenez

DEPTH ft BGS	STRATIGRAPHIC DESCRIPTION & REMARKS	ELEV. ft ft ASL	Monitoring Well	SAMPLE NUMBER	INTERVAL	REC (ft)	'N' VALUE	PID
	- wet at 70.0ft BGS		SAND PACK; 50mm Ø STAINLESS STEEL SLOT 10 WELL	14	X		13	0.0
72								
74								
76				15	X		12	0.0
78	END OF BOREHOLE @ 78.0ft BGS	264.02	WELL DETAILS Screened interval: 273.02 to 263.02ft ft ASL Length: 10ft Diameter: 2in Slot Size: 10 Material: PVC Sand Pack: 275.02 to 263.02ft ft ASL Material: SAND					
80								
82								
84								
86								
88								
90								
92								
94								
96								
98								
100								
102								
104								

NOTES: MEASURING POINT ELEVATIONS MAY CHANGE; REFER TO CURRENT ELEVATION TABLE

STRATIGRAPHIC AND INSTRUMENTATION LOG
(OVERBURDEN)

PROJECT NAME: Von Roll Isola USA
PROJECT NUMBER: 18631
CLIENT: GE Plastics
LOCATION: Schenectady, New York

HOLE DESIGNATION: VRI-5
DATE COMPLETED: October 25, 2001
DRILLING METHOD: 6.25" HSA/TRICONE
FIELD PERSONNEL: M.E. Jimenez

DEPTH ft BGS	STRATIGRAPHIC DESCRIPTION & REMARKS	ELEV. ft ft ASL	Monitoring Well	SAMPLE NUMBER	INTERVAL	REC (ft)	'N' VALUE	PID
	TOP OF RISER GROUND SURFACE	343.01 340.60						
	Concrete		CONCRETE					
2								
4								
	SW-SAND, coarse grained, brown with black and white coloration (e.g. salt and pepper)	335.60		1	X		6	10.4
6								
8								
10	SW-SAND, medium grained, brown with black and white coloration (e.g. salt and pepper)	330.60		2	X		4	999
12								
14								
16				3	X		3	623
18								
20	SW-GRAVELLY SAND, coarse grained, black and white coloration (e.g. salt and pepper)	320.60		4	X		9	172.9
22								
24								
26				5	X		11	188.3
28								
30								
32				6	X		20	131.3
34								

NOTES: MEASURING POINT ELEVATIONS MAY CHANGE; REFER TO CURRENT ELEVATION TABLE

STRATIGRAPHIC AND INSTRUMENTATION LOG
(OVERBURDEN)

PROJECT NAME: Von Roll Isola USA
PROJECT NUMBER: 18631
CLIENT: GE Plastics
LOCATION: Schenectady, New York

HOLE DESIGNATION: VRI-5
DATE COMPLETED: October 25, 2001
DRILLING METHOD: 6.25" HSA/TRICONE
FIELD PERSONNEL: M.E. Jimenez

DEPTH ft BGS	STRATIGRAPHIC DESCRIPTION & REMARKS	ELEV. ft ft ASL	Monitoring Well	SAMPLE NUMBER	INTERVAL	REC (ft)	'N' VALUE	PID
36	SP-SAND, medium grained, brown with black and white coloration (e.g. salt and pepper)	305.60		7	X		13	99.5
38								
40	SM-SAND, compact, fine grained, brown	300.60		8	X		15	86.5
42								
44								
46				9	X		15	78.3
48								
50	SM-SILTY SAND, dry - 6" moist at 51.0ft BGS	290.60		10	X		23	110.5
52			BENTONITE GROUT					
54	- compact, light brown, dry at 55.0ft BGS		50mm Ø PVC RISER					
56				11	X		16	80.6
58								
60				12	X		16	23.6
62								
64								
66				13	X		26	18.3
68								

NOTES: MEASURING POINT ELEVATIONS MAY CHANGE; REFER TO CURRENT ELEVATION TABLE

STRATIGRAPHIC AND INSTRUMENTATION LOG (OVERBURDEN)

PROJECT NAME: Von Roll Isola USA
PROJECT NUMBER: 18631
CLIENT: GE Plastics
LOCATION: Schenectady, New York

HOLE DESIGNATION: VRI-5
DATE COMPLETED: October 25, 2001
DRILLING METHOD: 6.25" HSA/TRICONE
FIELD PERSONNEL: M.E. Jimenez

DEPTH ft BGS	STRATIGRAPHIC DESCRIPTION & REMARKS	ELEV. ft ft ASL	Monitoring Well	SAMPLE NUMBER	INTERVAL	REC (ft)	'N' VALUE	PID
	- saturated at 70.0ft BGS			14	X		17	20.9
72								
74								
	- becoming coarser grained at 75.0ft BGS			15	X		16	28.8
76								
78								
80				16	X		18	27.6
82								
84								
	grey, some clay			17	X		NA	1.3
86								
88								
90	CL-SILTY CLAY, grey, moist	250.60		18	X		NA	0
92								
94								
	CL-CLAY, grey, moist	245.60		19	X		NA	0
96								
98								
100	- dark grey at 100.0ft BGS			20	X		NA	0
102								
104			BENTONITE HOLEPLUG					

NOTES: MEASURING POINT ELEVATIONS MAY CHANGE; REFER TO CURRENT ELEVATION TABLE

STRATIGRAPHIC AND INSTRUMENTATION LOG
(OVERBURDEN)

PROJECT NAME: Von Roll Isola USA
PROJECT NUMBER: 18631
CLIENT: GE Plastics
LOCATION: Schenectady, New York

HOLE DESIGNATION: VRI-5
DATE COMPLETED: October 25, 2001
DRILLING METHOD: 6.25" HSA/TRICONE
FIELD PERSONNEL: M.E. Jimenez

DEPTH ft BGS	STRATIGRAPHIC DESCRIPTION & REMARKS	ELEV. ft ft ASL	Monitoring Well	SAMPLE NUMBER	INTERVAL	REC (ft)	'N' VALUE	PID
106	SM-SILTY SAND some CLAY, fine grained, moist	235.60		21	X		NA	0
108								
110	- no clay, wet at 110.0ft BGS		SAND PACK	22	X		NA	0
112			50mm ø STAINLESS STEEL SLOT 10 WELL					
114								
116	- 8" clay lense at 115.5ft BGS			23	X		NA	0
118								
120	- moist at 120.0ft BGS			24	X		NA	0
122	END OF BOREHOLE @ 122.0ft BGS	218.60						
124	VRI-5 drilled to 95 ft bgs with 6.25" HSA. Set 5" casing 5 ft into confining layer. Completed hole to 117 ft bgs with Rollerbit.							
126								
128								
130								
132								
134								
136								
138								

WELL DETAILS
Screened interval:
233.60 to 223.60ft ft ASL
Length: 10ft
Diameter: 2in
Slot Size: 10
Material: PVC
Sand Pack:
235.60 to 218.60ft ft ASL
Material: SAND

NOTES: MEASURING POINT ELEVATIONS MAY CHANGE; REFER TO CURRENT ELEVATION TABLE

STRATIGRAPHIC AND INSTRUMENTATION LOG (OVERBURDEN)

PROJECT NAME: Von Roll Isola USA
PROJECT NUMBER: 18631
CLIENT: GE Plastics
LOCATION: Schenectady, New York

HOLE DESIGNATION: VRI-6
DATE COMPLETED: October 8, 2001
DRILLING METHOD: 4.25" HSA
FIELD PERSONNEL: M.E. Jimenez

DEPTH ft BGS	STRATIGRAPHIC DESCRIPTION & REMARKS	ELEV. ft ft ASL	Monitoring Well	SAMPLE NUMBER	INTERVAL	REC (ft)	'N' VALUE	PID
	TOP OF RISER GROUND SURFACE	342.65 340.29						
	Concrete		CONCRETE					
2								
4								
	SP-SAND, coarse garined, borwn with black and white coloration (e.g. salt and pepper)	335.29						
6				1	X		4	13.7
8								
10	- medium grained at 10.0ft BGS			2	X		12	12.3
12								
14	- fine grained at 15.0ft BGS							
16				3	X		12	13.3
18								
20				4	X		7	17.2
22								
24								
26				5	X		20	19.1
28								
30				6	X		13	46.7
32			BENTONITE GROUT 50mm Ø PVC RISER					
34								

NOTES: MEASURING POINT ELEVATIONS MAY CHANGE; REFER TO CURRENT ELEVATION TABLE

STRATIGRAPHIC AND INSTRUMENTATION LOG
(OVERBURDEN)

PROJECT NAME: Von Roll Isola USA
PROJECT NUMBER: 18631
CLIENT: GE Plastics
LOCATION: Schenectady, New York

HOLE DESIGNATION: VRI-6
DATE COMPLETED: October 8, 2001
DRILLING METHOD: 4.25" HSA
FIELD PERSONNEL: M.E. Jimenez

DEPTH ft BGS	STRATIGRAPHIC DESCRIPTION & REMARKS	ELEV. ft ft ASL	Monitoring Well	SAMPLE NUMBER	INTERVAL	REC (ft)	'N' VALUE	PID
36				7	X		15	68.4
38								
40	SM-SILTY SAND, compact, brown	300.29		8	X		19	49.9
42								
44								
46				9	X		18	153.1
48								
50	- 1' moist at 51.0ft BGS			10	X		15	105.7
52								
54	- 1' moist at 55.0ft BGS							
56				11	X		11	104.7
58								
60				12	X		12	135.4
62	SP-SAND, medium grained, brown, moist	278.79	BENTONITE HOLEPLUG					
64								
66				13	X		16	117.1
68			SAND PACK					

NOTES: MEASURING POINT ELEVATIONS MAY CHANGE; REFER TO CURRENT ELEVATION TABLE

STRATIGRAPHIC AND INSTRUMENTATION LOG
(OVERBURDEN)

PROJECT NAME: Von Roll Isola USA
PROJECT NUMBER: 18631
CLIENT: GE Plastics
LOCATION: Schenectady, New York

HOLE DESIGNATION: VRI-6
DATE COMPLETED: October 8, 2001
DRILLING METHOD: 4.25" HSA
FIELD PERSONNEL: M.E. Jimenez

DEPTH ft BGS	STRATIGRAPHIC DESCRIPTION & REMARKS	ELEV. ft ft ASL	Monitoring Well	SAMPLE NUMBER	INTERVAL	REC (ft)	'N' VALUE	PID
72				14	X		14	193.3
74			50mm Ø STAINLESS STEEL SLOT 10 WELL					
76				15	X		14	101.3
78	END OF BOREHOLE @ 77.0ft BGS	263.29	WELL DETAILS Screened interval: 275.29 to 265.29ft ft ASL Length: 10ft Diameter: 2in Slot Size: 10 Material: PVC Sand Pack: 277.29 to 263.29ft ft ASL Material: SAND					
80								
82								
84								
86								
88								
90								
92								
94								
96								
98								
100								
102								
104								

NOTES: MEASURING POINT ELEVATIONS MAY CHANGE; REFER TO CURRENT ELEVATION TABLE

STRATIGRAPHIC AND INSTRUMENTATION LOG
(OVERBURDEN)

PROJECT NAME: Von Roll Isola USA
PROJECT NUMBER: 18631
CLIENT: GE Plastics
LOCATION: Schenectady, New York

HOLE DESIGNATION: VRI-7
DATE COMPLETED: October 5, 2001
DRILLING METHOD: 4.25" HSA
FIELD PERSONNEL: M.E. Jimenez

DEPTH ft BGS	STRATIGRAPHIC DESCRIPTION & REMARKS	ELEV. ft ft ASL	Monitoring Well	SAMPLE NUMBER	INTERVAL	REC (ft)	'N' VALUE	PID
	TOP OF RISER GROUND SURFACE	342.29 339.82						
	Concrete		CONCRETE					
2								
4								
	SW-SAND, very loose, medium grained, brown	334.82						
6				1	X		8	25.7
8								
10	- becoming medium grained to coarse grained at 10.0ft BGS			2	X		6	29.5
12								
14								
16	- becoming fine grained, black and white coloration (e.g. salt and pepper) at 15.0ft BGS			3	X		4	36.7
18								
20				4	X		6	42.9
22			BENTONITE GROUT 50mm Ø PVC RISER					
24								
26				5	X		7	77.2
28								
30				6	X		10	97.5
32								
34								

NOTES: MEASURING POINT ELEVATIONS MAY CHANGE; REFER TO CURRENT ELEVATION TABLE

STRATIGRAPHIC AND INSTRUMENTATION LOG
(OVERBURDEN)

PROJECT NAME: Von Roll Isola USA
PROJECT NUMBER: 18631
CLIENT: GE Plastics
LOCATION: Schenectady, New York

HOLE DESIGNATION: VRI-7
DATE COMPLETED: October 5, 2001
DRILLING METHOD: 4.25" HSA
FIELD PERSONNEL: M.E. Jimenez

DEPTH ft BGS	STRATIGRAPHIC DESCRIPTION & REMARKS	ELEV. ft ft ASL	Monitoring Well	SAMPLE NUMBER	INTERVAL	REC (ft)	'N' VALUE	PID
36				7	X		26	361.6
38								
40								
42	- moist at 41.5ft BGS		BENTONITE HOLEPLUG	8	X		18	262
44								
46	SM-SAND, fine grained, wet	294.82		9	X		7	454.4
48								
50			SAND PACK; 50mm Ø STAINLESS STEEL SLOT 10 WELL	10	X		7	212.7
52								
54								
56			WELL DETAILS Screened interval: 294.82 to 284.82ft ft ASL Length: 10ft Diameter: 2in Slot Size: 10 Material: PVC Sand Pack: 296.82 to 282.82ft ft ASL Material: SAND	11	X		15	147.3
	SM-SILTY SAND some clay	283.32						
	END OF BOREHOLE @ 57.0ft BGS	282.82						
58								
60								
62								
64								
66								
68								

NOTES: MEASURING POINT ELEVATIONS MAY CHANGE; REFER TO CURRENT ELEVATION TABLE

STRATIGRAPHIC AND INSTRUMENTATION LOG
(OVERBURDEN)

PROJECT NAME: Von Roll Isola USA
PROJECT NUMBER: 18631
CLIENT: GE Plastics
LOCATION: Schenectady, New York

HOLE DESIGNATION: VRI-8
DATE COMPLETED: October 4, 2001
DRILLING METHOD: 4.25" HSA
FIELD PERSONNEL: M.E. Jimenez

DEPTH ft BGS	STRATIGRAPHIC DESCRIPTION & REMARKS	ELEV. ft ft ASL	Monitoring Well	SAMPLE NUMBER	INTERVAL	REC (ft)	'N' VALUE	PID
36				7	X		12	249.7
38								
40								
42				8	X		20	321.6
44								
46	SM-SAND, fine grained, brown, wet, phenol odor	294.69	BENTONITE HOLEPLUG	9	X		22	263.8
48								
50	SM-SILTY SAND, fine grained, wet, phenol odor	289.69		10	X		18	221.6
52			SAND PACK					
54			50mm Ø STAINLESS STEEL SLOT 10 WELL					
56				11	X		18	147.7
58				12	X		18	112.5
60	END OF BOREHOLE @ 59.0ft BGS	280.69						
62								
64								
66								
68								

WELL DETAILS
Screened interval:
290.69 to 280.69ft ft ASL
Length: 10ft
Diameter: 2in
Slot Size: 10
Material: PVC
Sand Pack:
292.69 to 280.69ft ft ASL
Material: SAND

NOTES: MEASURING POINT ELEVATIONS MAY CHANGE; REFER TO CURRENT ELEVATION TABLE

STRATIGRAPHIC AND INSTRUMENTATION LOG
(OVERBURDEN)

PROJECT NAME: Von Roll Isola USA
PROJECT NUMBER: 18631
CLIENT: GE Plastics
LOCATION: Schenectady, New York

HOLE DESIGNATION: VRI-8
DATE COMPLETED: October 4, 2001
DRILLING METHOD: 4.25" HSA
FIELD PERSONNEL: M.E. Jimenez

DEPTH ft BGS	STRATIGRAPHIC DESCRIPTION & REMARKS	ELEV. ft ft ASL	Monitoring Well	SAMPLE NUMBER	INTERVAL	REC (ft)	'N' VALUE	PID
	TOP OF RISER GROUND SURFACE	341.96 339.69						
	Concrete		CONCRETE					
2								
4								
	SW-SAND, very loose, medium grained, brown	334.69						
6				1	X		6	37.1
8								
10				2	X		5	39.3
12								
14	- salt and pepper coloration at 15.0ft BGS							
16				3	X		7	62.4
18								
20				4	X		6	65.3
22								
24			BENTONITE GROUT 50mm Ø PVC RISER					
	- moist at 25.0ft BGS	314.69						
26	SW-SAND, fine grained, brown with black and white coloration (e.g. salt and pepper)			5	X		6	106.5
28								
30	- compact at 30.0ft BGS			6	X		14	178.3
32								
34								

NOTES: MEASURING POINT ELEVATIONS MAY CHANGE; REFER TO CURRENT ELEVATION TABLE

B

APPENDIX B

GROUNDWATER REDEVELOPMENT DATA
FOR EXISTING ON-SITE MONITORING WELLS
AND GROUNDWATER DEVELOPMENT DATA
FOR EXISTING AND NEWLY INSTALLED MONITORING WELLS

APPENDIX B.1

GROUNDWATER RE-DEVELOPMENT DATA
FOR EXISTING ON-SITE MONITORING WELLS
RI/FS DATA SUMMARY REPORT
VON ROLLS ISOLA USA, INC. FACILITY
SCHENECTADY, NEW YORK

Monitoring Well I.D. [1]	*Well Depth (ft. bgs)*	*Water Level (ft. b.t.o.r)*	*Well Volume (gallons)*	*Volume Removed (No.)*	*pH (Standard Units)*	*Conductivity (µS/cm)*	*Temperature (°C)*	*Turbidity (NTU)*	*Comments*
GT-1	69.22	63.15	0.98	1	7.6	1000	12	1037	brown
				2	7.5	1000	12	1035	brown
				3	7.4	1200	12	1017	brown
				4	7.4	1100	12	844	brown
				5	7.4	1100	12	799	brown
				6	7.4	1100	12	1025	brown
				7	7.4	1100	12	991	brown
				8	7.4	1100	12	738	brown
				9	7.4	1100	12	741	brown
				10	7.4	1100	12	738	brown
GT-3	65.25	61.75	0.57	1	7.5	820	12	841	cloudy
				2	7.5	790	12	907	cloudy
				3	7.5	790	11	886	cloudy
				4	7.5	790	11	1024	cloudy
				5	7.5	790	11	1020	cloudy
				6	7.4	790	11	959	cloudy
				7	7.4	800	11	1032	cloudy
				8	7.4	800	11	1029	cloudy
				9	7.4	790	11	1025	cloudy
				10	7.4	790	11	1031	cloudy
GT-4	69.71	60.75	1.46	1	7.6	740	16	159	cloudy
				2	7.6	730	16	124	cloudy
				3	7.6	740	16	117	cloudy
				4	7.7	740	16	121	cloudy
				5	7.6	750	16	142	cloudy
				6	7.6	750	15	163	cloudy
				7	7.6	750	15	174	cloudy
				8	7.6	750	15	171	cloudy
				9	7.6	750	15	182	cloudy
				10	7.6	750	15	179	cloudy

APPENDIX B.1

GROUNDWATER RE-DEVELOPMENT DATA
FOR EXISTING ON-SITE MONITORING WELLS
RI/FS DATA SUMMARY REPORT
VON ROLLS ISOLA USA, INC. FACILITY
SCHENECTADY, NEW YORK

Monitoring Well I.D. [1]	*Well Depth (ft. bgs)*	*Water Level (ft. b.t.o.r)*	*Well Volume (gallons)*	*Volume Removed (No.)*	*pH (Standard Units)*	*Conductivity (µS/cm)*	*Temperature (°C)*	*Turbidity (NTU)*	*Comments*
GT-5	70.4	57.75	2.06	1	7.7	770	16	24.3	clear
				2	7.6	790	15	136	cloudy
				3	7.6	790	15	110	cloudy
				4	7.7	800	15	38	cloudy
				5	7.7	790	15	43	cloudy
				6	7.7	780	15	48	cloudy
GT-7	70.4	63.11	1.18	1	7.3	1000	14	748	cloudy
				2	7.4	1000	14	706	gray
				3	7.4	1000	13	731	gray
				4	7.7	1000	13	822	gray
				5	7.8	1000	13	823	gray
				6	7.8	1000	13	799	gray
				7	7.9	1000	13	646	gray
				8	8	1000	13	701	gray
				9	8.1	1000	13	623	gray
				10	8.1	1000	13	621	gray
GT-8	56.6	55.5	1.69	1	8	420	13	1459	cloudy
				2	7.6	430	14	1350	brown
				3	7.5	420	13	1230	brown
				4	7.6	420	13	1147	brown
				5	7.6	420	13	1049	brown
				6	7.5	420	13	993	brown
				7	7.5	430	13	974	brown
				8	7.6	420	13	823	brown
				9	7.6	410	13	873	brown
				10	7.6	420	13	871	brown

APPENDIX B.1

GROUNDWATER RE-DEVELOPMENT DATA
FOR EXISTING ON-SITE MONITORING WELLS
RI/FS DATA SUMMARY REPORT
VON ROLLS ISOLA USA, INC. FACILITY
SCHENECTADY, NEW YORK

Monitoring Well I.D. [1]	*Well Depth (ft. bgs)*	*Water Level (ft. b.t.o.r)*	*Well Volume (gallons)*	*Volume Removed (No.)*	*pH (Standard Units)*	*Conductivity (µS/cm)*	*Temperature (°C)*	*Turbidity (NTU)*	*Comments*
GT-9	67.48	62.55	0.56	1	7.5	1000	13	255	cloudy
				2	7.5	1000	13	302	cloudy
				3	7.5	1000	13	326	cloudy
				4	7.5	1000	13	316	cloudy
				5	7.5	1000	12	274	cloudy
				6	7.4	1000	12	300	cloudy
				7	7.4	1000	12	278	cloudy
				8	7.4	900	12	291	cloudy
				9	7.4	900	12	307	cloudy
				10	7.4	900	12	329	cloudy
GT-10	72.23	64.84	1.2	1	7.9	610	12	100	clear
				2	7.7	620	11	144	clear
				3	7.7	620	11	103	clear
				4	7.6	640	11	46	clear
				5	7.6	620	11	41	clear
				6	7.6	620	11	44	clear
				7	7.6	630	11	43	clear
				8	7.6	630	11	42	clear
GT-12	66.15	62.71	0.56	1	7.6	860	16	215	cloudy
				2	7.6	870	16	234	cloudy
				3	7.6	860	16	378	cloudy
				4	7.6	870	16	428	cloudy
				5	7.6	870	15	309	cloudy
				6	7.7	860	15	379	cloudy
				7	7.7	860	15	376	cloudy
				8	7.7	860	15	359	cloudy
				9	7.7	860	15	354	cloudy
				10	7.7	860	15	341	cloudy

APPENDIX B.1

GROUNDWATER RE-DEVELOPMENT DATA
FOR EXISTING ON-SITE MONITORING WELLS
RI/FS DATA SUMMARY REPORT
VON ROLLS ISOLA USA, INC. FACILITY
SCHENECTADY, NEW YORK

Monitoring Well I.D. [1]	*Well Depth (ft. bgs)*	*Water Level (ft. b.t.o.r)*	*Well Volume (gallons)*	*Volume Removed (No.)*	*pH (Standard Units)*	*Conductivity (µS/cm)*	*Temperature (°C)*	*Turbidity (NTU)*	*Comments*
GT-13	74.3	61.9	2	1	7.2	2400	12	43	clear
				2	7.2	2400	12	24	partly clear
				3	7.2	2400	12	38	partly clear
				4	7.2	2300	12	31	partly clear
				5	7.2	2300	12	32	partly clear
GT-14	69	65.66		1	7.5	590	12	302	cloudy
				2	7.5	600	12	325	cloudy
				3	7.5	610	11	432	cloudy
				4	7.5	610	11	450	cloudy
				5	7.5	620	11	454	cloudy
				6	7.6	610	11	470	cloudy
				7	7.6	620	11	467	cloudy
				8	7.5	610	11	429	cloudy
				9	7.5	620	11	309	cloudy
				10	7.5	620	11	312	cloudy
GT-15	77	71.01	0.97	1	7.7	540	14	178	
				2	7.8	530	14	158	
				3	7.8	540	13	116	
				4	7.8	540	13	105	
				5	7.8	540	13	67	
				6	7.8	530	13	65	
				7	7.8	540	13	38	
				8	7.8	540	13	42	
				9	7.8	540	13	40	
				10	7.8	540	13	40	

APPENDIX B.1

GROUNDWATER RE-DEVELOPMENT DATA
FOR EXISTING ON-SITE MONITORING WELLS
RI/FS DATA SUMMARY REPORT
VON ROLLS ISOLA USA, INC. FACILITY
SCHENECTADY, NEW YORK

Monitoring Well I.D. [1]	*Well Depth (ft. bgs)*	*Water Level (ft. b.t.o.r)*	*Well Volume (gallons)*	*Volume Removed (No.)*	*pH (Standard Units)*	*Conductivity (µS/cm)*	*Temperature (°C)*	*Turbidity (NTU)*	*Comments*
GT-16	76.8	69.62	1.17	1	8.2	800	14	168	cloudy
				2	7.6	800	14	308	cloudy
				3	7.3	790	14	505	cloudy
				4	7	790	14	902	cloudy
				5	6.8	780	14	980	cloudy
				6	6.8	780	13	760	cloudy
				7	6.9	780	13	771	cloudy
				8	6.9	790	13	765	cloudy
				9	7	780	13	763	cloudy
				10	7	790	13	760	brown
SMW-1	71.75	63.35		1	7.5	1100	16	488	dark red/brown
				2	7.5	1100	16	742	dark red/brown
				3	7.4	1200	15	721	dark red/brown
				4	7.3	1200	14	854	dark red/brown
				5	7.3	1200	14	1090	dark red/brown
				6	7.3	1200	14	1054	dark red/brown
				7	7.3	1300	14	1103	dark red/brown
				8	7.3	1300	14	1098	dark red/brown
				9	7..3	1300	14	1073	dark red/brown
				10	7.3	1300	14	1070	dark red/brown
SMW-2	72.1	65.66	1.04	1	7.5	870	15	954	cloudy
				2	7.5	870	13	483	cloudy
				3	7.4	870	12	563	cloudy
				4	7.5	870	11	523	cloudy
				5	7.5	870	11	594	cloudy
				6	7.4	880	11	647	cloudy
				7	7.4	870	11	697	cloudy
				8	7.4	870	11	590	cloudy
				9	7.4	880	11	544	cloudy
				10	7.4	870	11	550	cloudy

Note:

(1) All data collected on September 19 and 20, 2001.

APPENDIX B.2

GROUNDWATER DEVELOPMENT DATA
FOR EXISTING AND 2001 ON-SITE MONITORING WELLS
RI/FS DATA SUMMARY REPORT
VON ROLLS ISOLA USA, INC. FACILITY
SCHENECTADY, NEW YORK

Monitoring Well I.D. [1]	*Well Depth (ft. bgs)*	*Water Level (ft. b.t.o.r)*	*Well Volume (gallons)*	*Volume Removed (No.)*	*pH (Standard Units)*	*Conductivity (µS/cm)*	*Temperature (° C)*	*Turbidity (NTU)*
GT-1	67.08	63.32	0.6	1	7.40	525	11.4	111.2
				2	7.31	547	11.5	45.6
				3	7.23	560	11.7	17.9
				4	7.14	554	11.8	11.8
				5	7.15	571	11.7	7.67
GT-2R	67.78	63.43	0.7	1	7.70	2000	15.0	1148
				2	7.70	2000	15.0	862
				3	7.70	2000	14.0	379
				4	7.70	2000	14.0	222
				5	7.70	2000	14.0	109
GT-3	64.83	61.98	0.46	1	7.60	750	10.0	702
				2	7.50	740	10.0	641
				3	7.50	730	10.0	289
				4	7.60	750	10.0	131
				5	7.60	740	10.0	188
				6	7.50	740	10.0	156
				7	7.50	750	10.0	48
GT-4	69.68	61	1.39	1	7.16	449	14.1	10.62
				2	7.14	447	14.1	4.67
				3	7.40	453	13.4	3.78
GT-5	70.68	61.6	1.45	1	7.90	820	12.0	4.3
				2	7.70	800	12.0	1.99
				3	7.70	790	12.0	1.83
GT-7	70.98	63.00	1.28	-	-	-	-	-

APPENDIX B.2

GROUNDWATER DEVELOPMENT DATA
FOR EXISTING AND 2001 ON-SITE MONITORING WELLS
RI/FS DATA SUMMARY REPORT
VON ROLLS ISOLA USA, INC. FACILITY
SCHENECTADY, NEW YORK

Monitoring Well I.D. [1]	*Well Depth (ft. bgs)*	*Water Level (ft. b.t.o.r)*	*Well Volume (gallons)*	*Volume Removed (No.)*	*pH (Standard Units)*	*Conductivity (µS/cm)*	*Temperature (°C)*	*Turbidity (NTU)*
GT-8	57.95	55.06	0.46	1	7.35	322	13.3	619
				2	7.48	310	12.5	982
				3	7.55	323	12.2	458
				4	7.49	321	12.3	1045
GT-9	67.57	62.82	0.76	1	7.52	430	12.8	7.64
				2	7.58	337	12.6	2.56
				3	7.39	283	12.6	1.64
				4	7.32	269	12.6	0.77
GT-10	72.38	65.03	1.18	1	8.20	670	11.0	398
				2	7.60	630	11.0	27.2
				3	7.40	690	10.0	6.7
				4	7.40	640	10.0	4.7
GT-12	66.38	62.88	0.56	1	7.16	607	11.5	431
				2	7.18	624	11.3	146.2
				3	7.23	625	11.2	74.1
				4	1.04	632	11.3	37.5
				5	7.15	629	11.1	19.9
				6	7.21	627	11.1	14.52
GT-13	74.48	62.1	1.98	1	7.27	2300	12.2	8.68
				2	6.87	2250	12.2	1.75
				3	6.22	2320	12.1	2.23
GT-14	69.68	65.28	0.7	1	8.30	1300	14.0	316
				2	8.80	640	14.0	48
				3	7.70	620	14.0	33.7
				4	7.70	610	13.0	31.6

APPENDIX B.2

GROUNDWATER DEVELOPMENT DATA
FOR EXISTING AND 2001 ON-SITE MONITORING WELLS
RI/FS DATA SUMMARY REPORT
VON ROLLS ISOLA USA, INC. FACILITY
SCHENECTADY, NEW YORK

Monitoring Well I.D. [1]	*Well Depth (ft. bgs)*	*Water Level (ft. b.t.o.r)*	*Well Volume (gallons)*	*Volume Removed (No.)*	*pH (Standard Units)*	*Conductivity (µS/cm)*	*Temperature (° C)*	*Turbidity (NTU)*
GT-15	77.18	71.06	0.99	1	7.36	422	12.5	3.25
				2	7.28	413	11.8	2.72
				3	7.18	415	11.9	1.65
GT-16	76.80	69.77	1.12	-	-	-	-	-
SMW-1	71.73	63.57	1.32	1	7.20	1100	12.8	11.87
				2	6.97	1090	12.7	3.82
				3	6.93	1110	12.8	2.44
SMW-2	72.28	65.91	1.02	1	7.80	880	11.0	105
				2	7.60	870	10.0	45.3
				3	7.60	870	12.0	21.7
VRI-1	70.45	64.61	0.93	1	7.20	535	12.6	896
				2	7.00	518	11.8	159
				3	7.18	529	11.8	86.4
				4	7.03	531	11.8	39.3
				5	6.97	519	12.0	12.8
				6	7.19	534	12.2	64.6
VRI-2	76.73	68.65	1.28	1	7.50	507	9.4	171.6
				2	7.27	506	9.5	76.8
				3	7.11	505	9.5	17.82
				4	7.08	504	9.4	5.54
VRI-3	79.48	70.8	1.39	1	7.24	500	11.5	710
				2	7.29	506	11.6	965
				3	7.43	516	1.5	368
				4	7.40	516	11.9	226
				5	7.42	515	11.9	258
				6	7.59	521	12.5	40.3
				7	7.51	516	12.2	9.48

APPENDIX B.2

GROUNDWATER DEVELOPMENT DATA
FOR EXISTING AND 2001 ON-SITE MONITORING WELLS
RI/FS DATA SUMMARY REPORT
VON ROLLS ISOLA USA, INC. FACILITY
SCHENECTADY, NEW YORK

Monitoring Well I.D. [1]	*Well Depth (ft. bgs)*	*Water Level (ft. b.t.o.r)*	*Well Volume (gallons)*	*Volume Removed (No.)*	*pH (Standard Units)*	*Conductivity (µS/cm)*	*Temperature (°C)*	*Turbidity (NTU)*
VRI-4	80.28	72.77	1.2	1	5.74	561	11.6	335
				2	6.53	541	11.7	188.9
				3	6.76	522	11.6	122.5
				4	7.00	525	11.2	111.5
				5	7.02	513	11.3	85.5
				6	7.07	509	11.6	69.7
				7	7.10	516	11.4	68.3
				8	7.23	526	11.4	83.7
VRI-5	117.00	96.54	3.28	1	8.56	719	10.56	>1,000
				2	8.69	707	10.58	>1,000
				3	8.11	711	10.50	>1,000
				4	7.93	601	10.49	678
				5	7.95	601	10.49	555
				6	7.90	596	10.54	353
				7	7.88	602	10.56	334
				8	7.88	603	10.59	322
VRI-6	75.78	73.77	0.32	-	-	-	-	-
VRI-7	57.58	51.65	0.95	-	-	-	-	-
VRI-8	58.78	52.12	1.07	-	-	-	-	-

Notes:

All samples collected between October 16 to 18, 2001, with the exception of VRI-5, which was developed and sampled on November 28, 2001.
-- - Data not available.

C

APPENDIX C

HYDRAULIC CONDUCTIVITY TEST DATA (WELLS VRI-1 TO VRI-8)

Hydraulic Conductivity Tests
VRI Schenectady,NY
Telog Serial # 7684
CRA#C03355
90 foot cable/20 PSIG

GT-2R

date-	12/3/01		
screen interval-	58-68		
swl-	63.83		
slug used- 3 foot (1 inch diameter)			
Falling head test		Rising head test	
start time	1612	*start time*	1622
stop time	1621	*stop time*	1628
starting % of max.	9.5	*starting % of max.*	9.5
final % of max.	9.5	*final % of max.*	9.5

VRI-1

date-	12/3/01		
screen interval-	60-70		
swl-	64.85		
slug used- 3 foot (1 inch diameter)			
Falling head test		Rising head test	
start time	1546	*start time*	1554
stop time	1552	*stop time*	1602
starting % of max.	12.1	*starting % of max.*	12.1
final % of max.	12.1	*final % of max.*	12.1

VRI-2

date-	12/3/01		
screen interval-	65-75		
swl-	68.96		
slug used- 5 foot (1 inch diameter)			
Falling head test		Rising head test	
start time	1521	*start time*	1525
stop time	1523	*stop time*	1526
starting % of max.	15.8	*starting % of max.*	15.9
final % of max.	15.9	*final % of max.*	15.9

VRI-3

date-	11/30/01		
screen interval-	67-77		
swl-	71.03		
slug used- 5 foot (1 inch diameter)			
Falling head test		Rising head test	
start time	1012	*start time*	1023
stop time	1022	*stop time*	1025
starting % of max.	16.8	*starting % of max.*	16.8
final % of max.	16.8	*final % of max.*	16.5

VRI-4

date-	11/30/01	Falling	11/30/01 Rising
screen interval-	68-78		
swl-	72.84		

VRI-6

date-	11/30/01
screen interval-	65-75
swl-	71.6

slug used-3 foot (1 inch diameter)

Falling head test		Rising head test	
start time	1354	*start time*	1357
stop time	1356	*stop time*	1357
starting % of max.	16.2	*starting % of max.*	16.4
final % of max.	16.4	*final % of max.*	16.4

VRI-7

date-	11/30/01
screen interval-	45-55
swl-	51.96

slug used- 3 foot (1 inch diameter)

Falling head test		Rising head test	
start time	1536	*start time*	1542
stop time	1541	*stop time*	1546
starting % of max.	9.3	*starting % of max.*	9.4
final % of max.	9.4	*final % of max.*	9.3

slug used- 3 foot (1 inch diameter)

Falling head test		Rising head test	
start time	1625	*start time*	1631
stop time	1629	*stop time*	1631
starting % of max.	2.4	*starting % of max.*	2.3
final % of max.	2.4	*final % of max.*	2.3

VRI-8

date-	11/30/01
screen interval-	49-59
swl-	51.8

slug used- 5 foot (1 inch diameter)

Falling head test		Rising head test	
start time	1420	*start time*	1427
stop time	1426	*stop time*	1431
starting % of max.	13.3	*starting % of max*	13.3
final % of max.	13.3	*final % of max.*	13.1

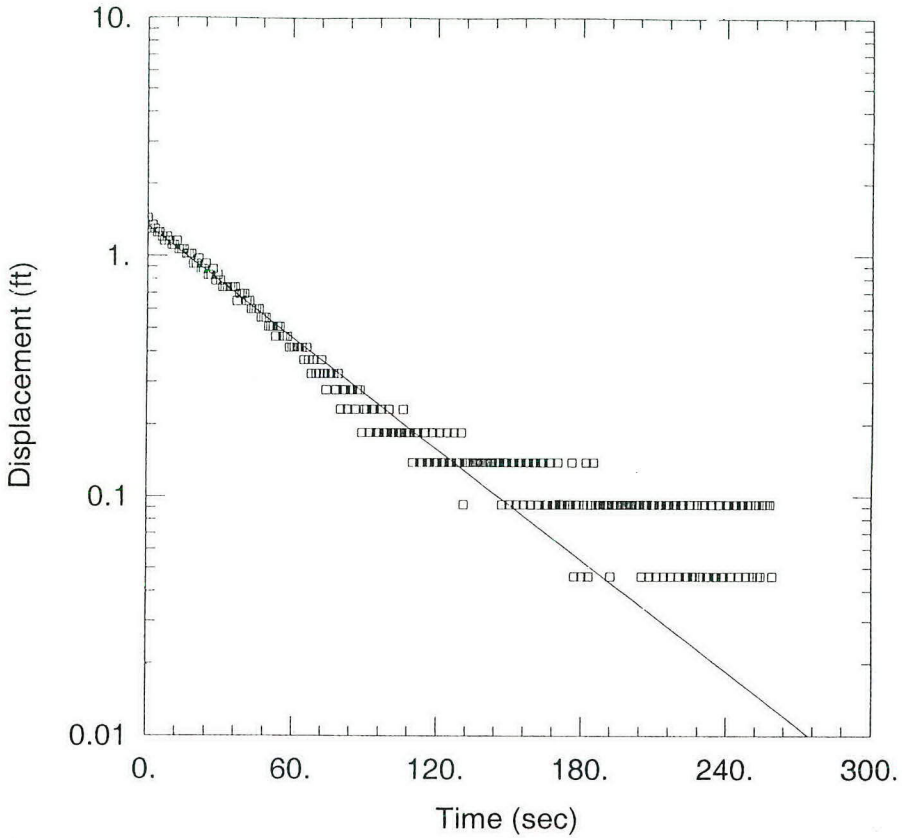

WELL TEST ANALYSIS

Data Set: U:\jobs\GE PLASTICS\Bouwer-Rice\GT-2R Rise.aqt
Date: 02/04/02 Time: 17:11:01

PROJECT INFORMATION

Company: CONESTOGA ROVERS & ASSOCIATES
Client: VON ROLL ISOLA USA
Project: 18631
Test Location: SCHENECTADY, NEW YORK
Test Well: GT-2R
Test Date: 12/3/01

SOLUTION

Aquifer Model: Unconfined
Solution Method: Bouwer-Rice

K = 0.002311 cm/sec
y0 = 1.337 ft

AQUIFER DATA

Saturated Thickness: 5.91 ft

Anisotropy Ratio (Kz/Kr): 0.1

WELL DATA (GT-2R)

Initial Displacement: 1.432 ft
Casing Radius: 0.083 ft
Screen Length: 10. ft

Water Column Height: 5.91 ft
Wellbore Radius: 0.333 ft
Gravel Pack Porosity: 0.3

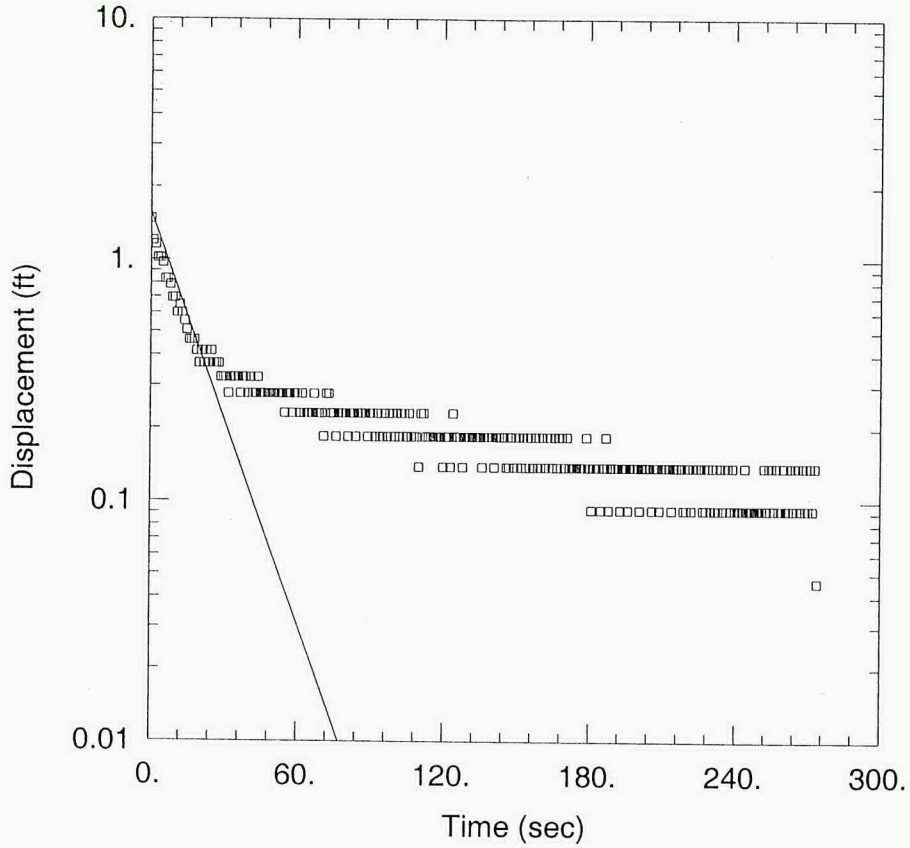

WELL TEST ANALYSIS

Data Set: U:\jobs\GE PLASTICS\Bouwer-Rice\VRI-1 Rise.aqt
Date: 02/04/02 Time: 16:17:34

PROJECT INFORMATION

Company: CONESTOGA ROVERS & ASSOCIATES
Client: VON ROLL ISOLA USA
Project: 18631
Test Location: SCHENECTADY, NEW YORK
Test Well: VRI-1
Test Date: 12/3/01

SOLUTION

Aquifer Model: Unconfined
Solution Method: Bouwer-Rice

K = 0.009025 cm/sec
y0 = 1.569 ft

AQUIFER DATA

Saturated Thickness: 7.38 ft

Anisotropy Ratio (Kz/Kr): 0.1

WELL DATA (VRI-1)

Initial Displacement: 1.478 ft
Casing Radius: 0.083 ft
Screen Length: 10. ft

Water Column Height: 7.38 ft
Wellbore Radius: 0.333 ft
Gravel Pack Porosity: 0.3

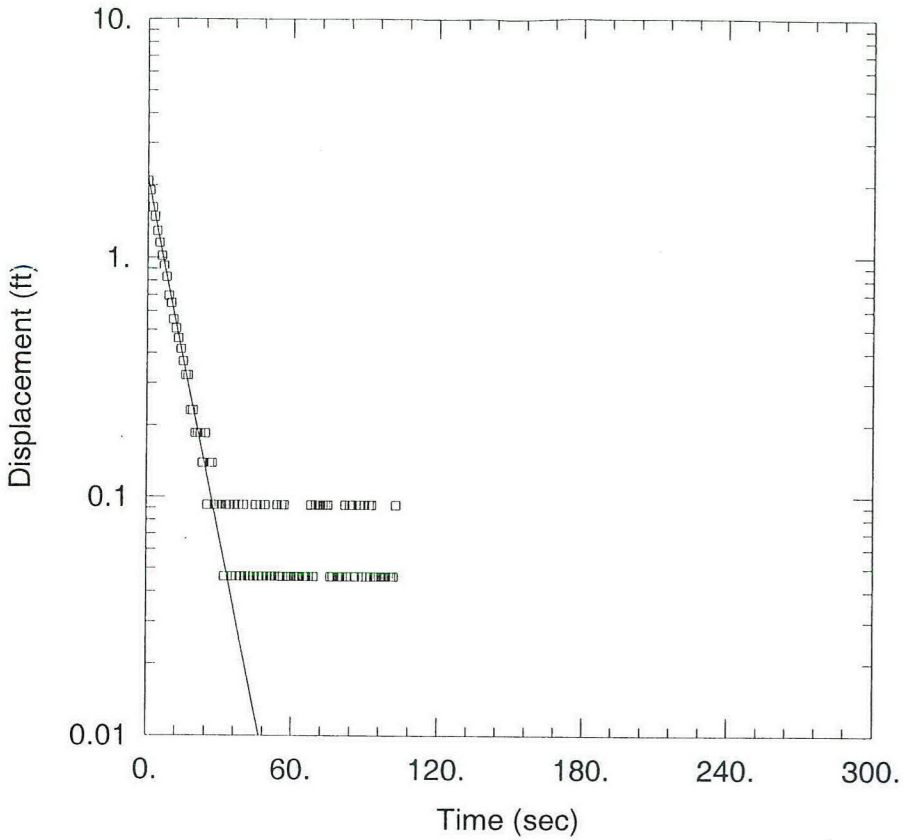

WELL TEST ANALYSIS

Data Set: U:\jobs\GE PLASTICS\Bouwer-Rice\VRI-2 Rise.aqt
Date: 02/04/02 Time: 16:17:27

PROJECT INFORMATION

Company: CONESTOGA ROVERS & ASSOCIATES
Client: VON ROLL ISOLA USA
Project: 18631
Test Location: SCHENECTADY, NEW YORK
Test Well: VRI-2
Test Date: 12/3/01

SOLUTION

Aquifer Model: Unconfined
Solution Method: Bouwer-Rice

K = 0.01646 cm/sec
y0 = 2.129 ft

AQUIFER DATA

Saturated Thickness: 8.43 ft

Anisotropy Ratio (Kz/Kr): 0.1

WELL DATA (VRI-2)

Initial Displacement: 2.079 ft
Casing Radius: 0.083 ft
Screen Length: 10. ft

Water Column Height: 8.43 ft
Wellbore Radius: 0.333 ft
Gravel Pack Porosity: 0.3

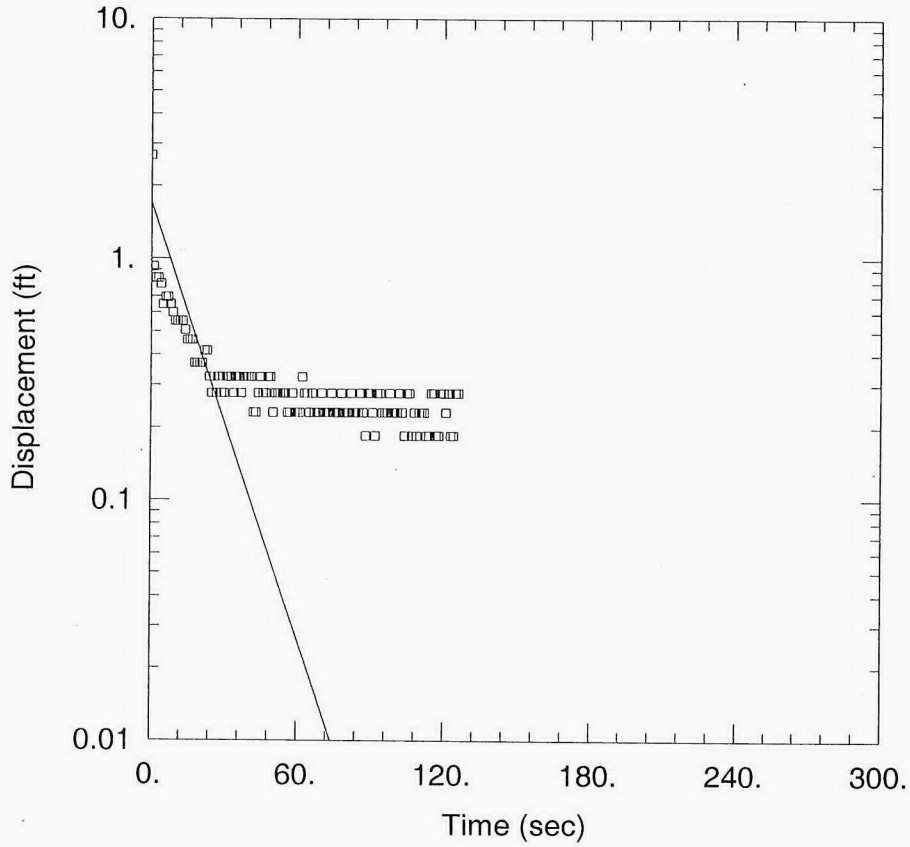

WELL TEST ANALYSIS

Data Set: U:\jobs\GE PLASTICS\Bouwer-Rice\VRI-3 Rise.aqt
Date: 02/04/02 Time: 16:17:19

PROJECT INFORMATION

Company: CONESTOGA ROVERS & ASSOCIATES
Client: VON ROLL ISOLA USA
Project: 18631
Test Location: SCHENECTADY, NEW YORK
Test Well: VRI-3
Test Date: 11/30/01

SOLUTION

Aquifer Model: Unconfined
Solution Method: Bouwer-Rice

K = 0.009842 cm/sec
y0 = 1.7 ft

AQUIFER DATA

Saturated Thickness: 8.21 ft

Anisotropy Ratio (Kz/Kr): 0.1

WELL DATA (VRI-3)

Initial Displacement: 2.68 ft
Casing Radius: 0.083 ft
Screen Length: 10. ft

Water Column Height: 8.21 ft
Wellbore Radius: 0.333 ft
Gravel Pack Porosity: 0.3

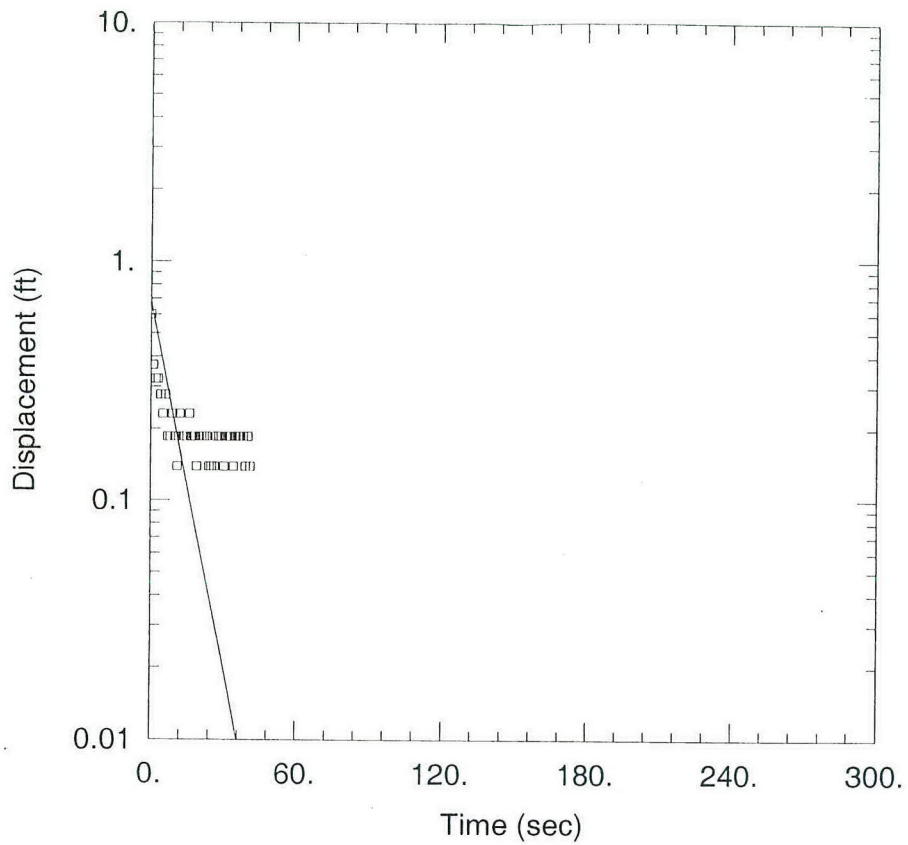

WELL TEST ANALYSIS

Data Set: U:\jobs\GE PLASTICS\Bouwer-Rice\VRI-4 Rise.aqt
Date: 02/04/02 Time: 16:17:12

PROJECT INFORMATION

Company: CONESTOGA ROVERS & ASSOCIATES
Client: VON ROLL ISOLA USA
Project: 18631
Test Location: SCHENECTADY, NEW YORK
Test Well: VRI-4
Test Date: 11/30/01

SOLUTION

Aquifer Model: Unconfined
Solution Method: Bouwer-Rice

K = 0.01602 cm/sec
y0 = 0.671 ft

AQUIFER DATA

Saturated Thickness: 7.07 ft

Anisotropy Ratio (Kz/Kr): 0.1

WELL DATA (VRI-4)

Initial Displacement: 0.6006 ft
Casing Radius: 0.083 ft
Screen Length: 10. ft

Water Column Height: 7.07 ft
Wellbore Radius: 0.333 ft
Gravel Pack Porosity: 0.3

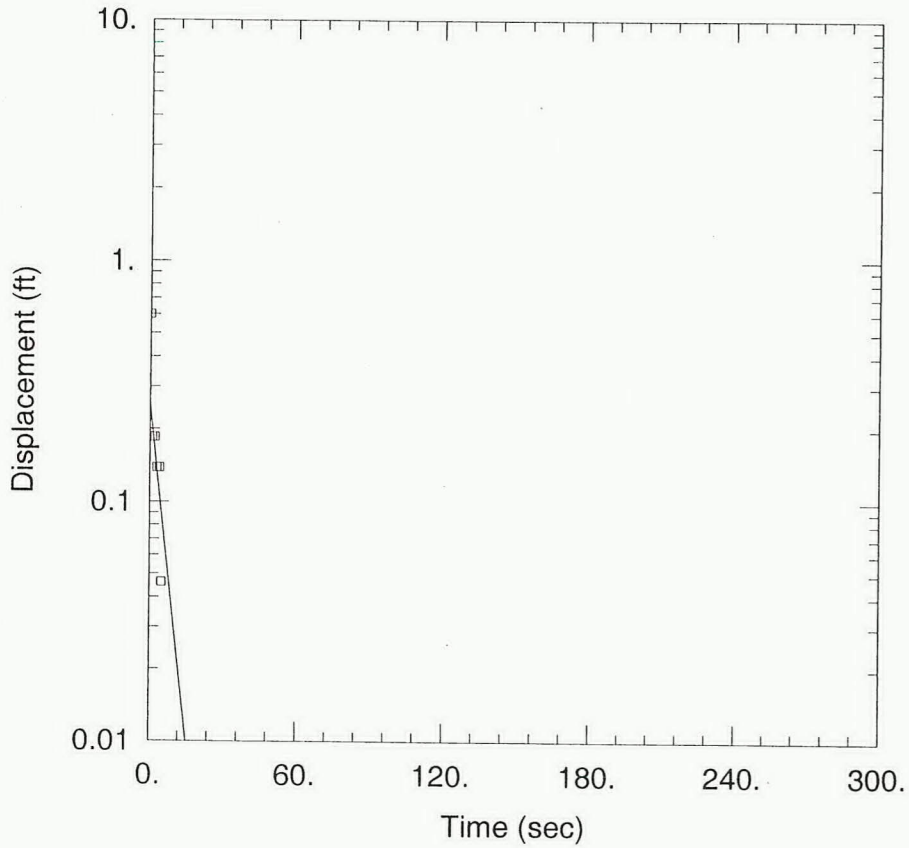

WELL TEST ANALYSIS

Data Set: U:\jobs\GE PLASTICS\Bouwer-Rice\VRI-6 Rise.aqt
Date: 02/04/02 Time: 16:17:04

PROJECT INFORMATION

Company: CONESTOGA ROVERS & ASSOCIATES
Client: VON ROLL ISOLA USA
Project: 18631
Test Location: SCHENECTADY, NEW YORK
Test Well: VRI-6
Test Date: 11/30/01

SOLUTION

Aquifer Model: Unconfined
Solution Method: Bouwer-Rice

K = 0.02693 cm/sec
y0 = 0.2501 ft

AQUIFER DATA

Saturated Thickness: 5.76 ft

Anisotropy Ratio (Kz/Kr): 0.1

WELL DATA (VRI-6)

Initial Displacement: 0.6006 ft
Casing Radius: 0.083 ft
Screen Length: 10. ft

Water Column Height: 5.76 ft
Wellbore Radius: 0.333 ft
Gravel Pack Porosity: 0.3

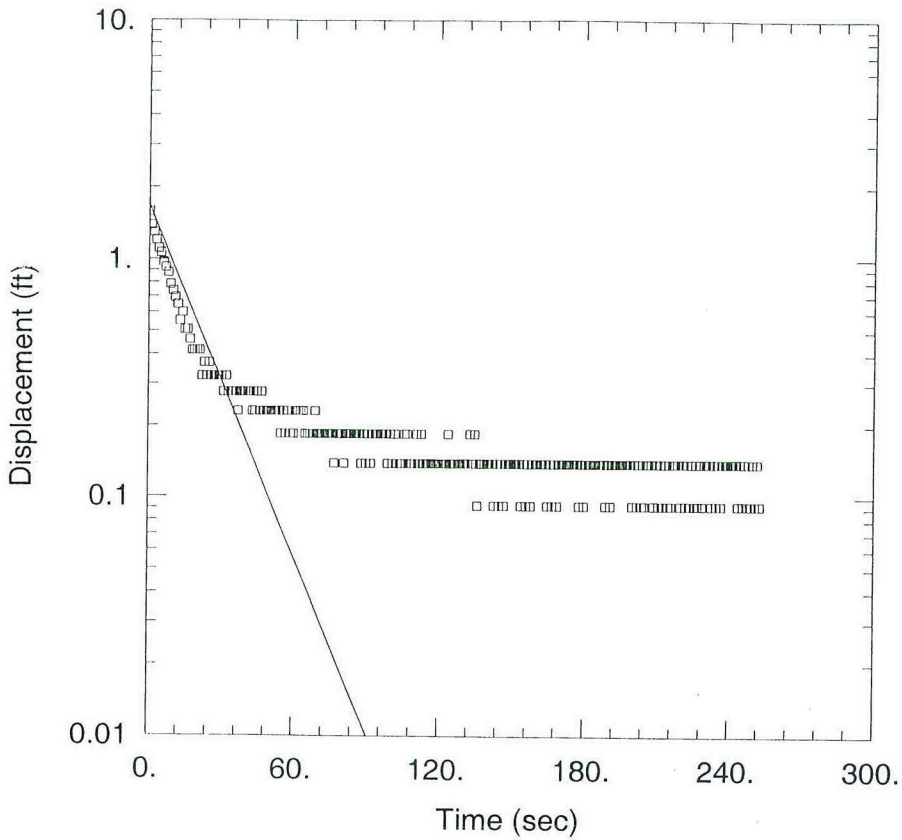

WELL TEST ANALYSIS

Data Set: U:\jobs\GE PLASTICS\Bouwer-Rice\VRI-7 Rise.aqt
Date: 02/04/02 Time: 16:16:56

PROJECT INFORMATION

Company: CONESTOGA ROVERS & ASSOCIATES
Client: VON ROLL ISOLA USA
Project: 18631
Test Location: SCHENECTADY, NEW YORK
Test Well: VRI-7
Test Date: 11/30/01

SOLUTION

Aquifer Model: Unconfined
Solution Method: Bouwer-Rice

K = 0.007151 cm/sec
y0 = 1.675 ft

AQUIFER DATA

Saturated Thickness: 5.51 ft

Anisotropy Ratio (Kz/Kr): 0.1

WELL DATA (VRI-7)

Initial Displacement: 1.571 ft
Casing Radius: 0.083 ft
Screen Length: 10. ft

Water Column Height: 5.51 ft
Wellbore Radius: 0.333 ft
Gravel Pack Porosity: 0.3

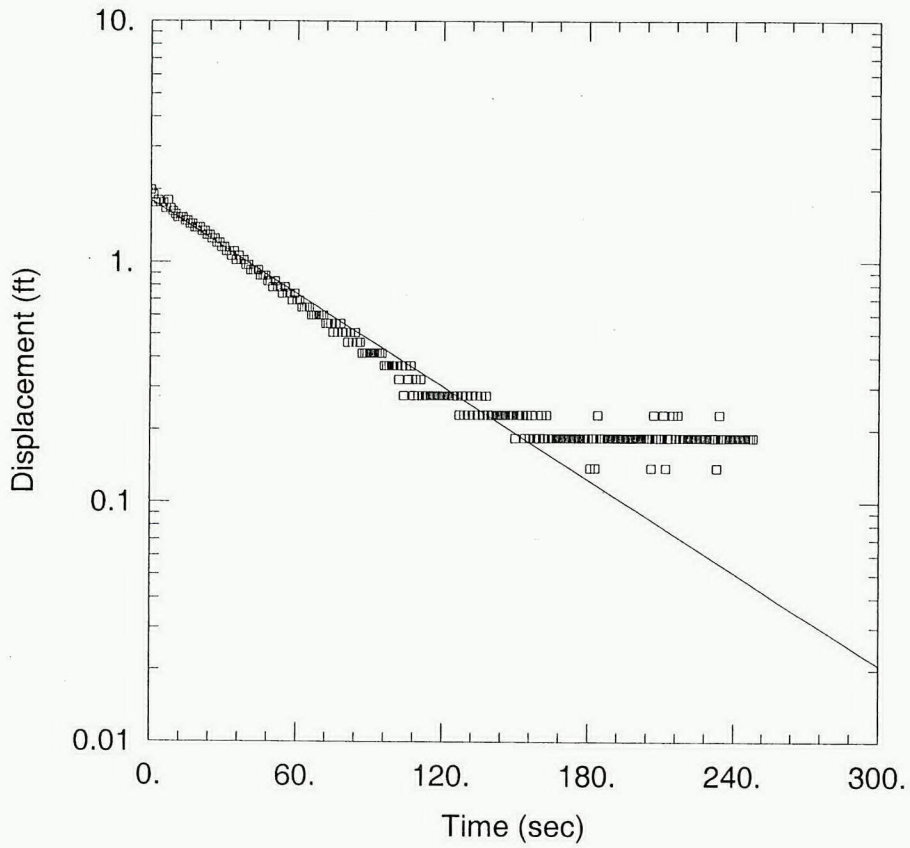

WELL TEST ANALYSIS

Data Set: U:\jobs\GE PLASTICS\Bouwer-Rice\VRI-8 Rise.aqt
Date: 02/04/02 Time: 16:16:40

PROJECT INFORMATION

Company: CONESTOGA ROVERS & ASSOCIATES
Client: VON ROLL ISOLA USA
Project: 18631
Test Location: SCHENECTADY, NEW YORK
Test Well: VRI-8
Test Date: 11/30/01

SOLUTION

Aquifer Model: Unconfined
Solution Method: Bouwer-Rice

K = 0.002187 cm/sec
y0 = 1.802 ft

AQUIFER DATA

Saturated Thickness: 9.47 ft

Anisotropy Ratio (Kz/Kr): 0.1

WELL DATA (VRI-8)

Initial Displacement: 1.987 ft
Casing Radius: 0.083 ft
Screen Length: 10. ft

Water Column Height: 9.47 ft
Wellbore Radius: 0.333 ft
Gravel Pack Porosity: 0.3

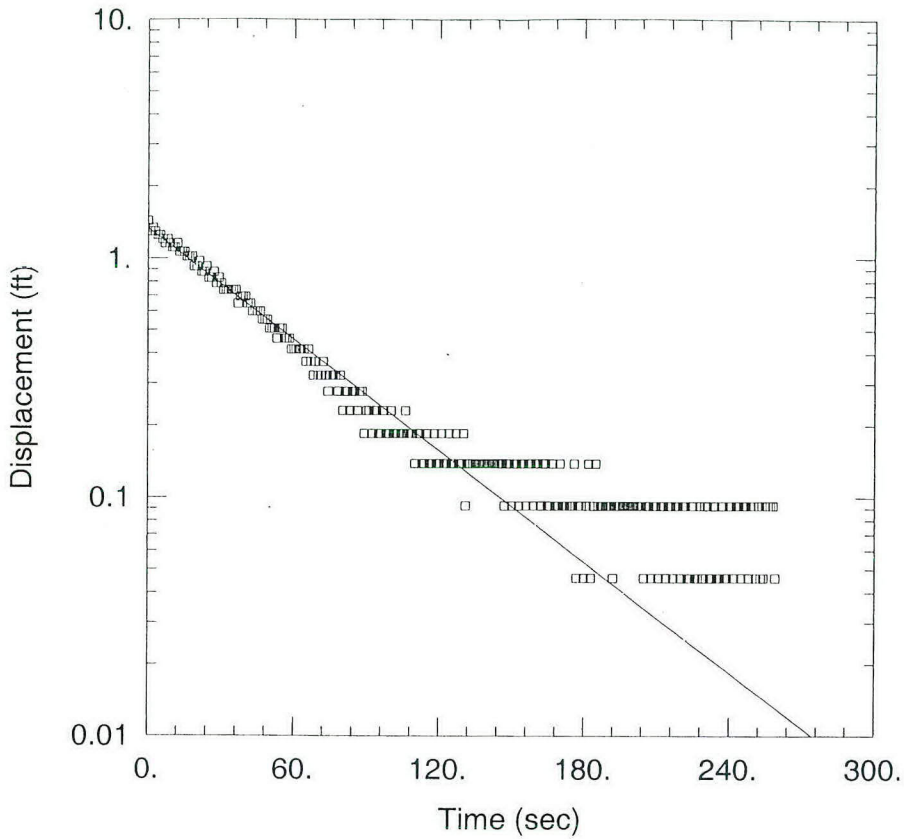

WELL TEST ANALYSIS

Data Set: U:\jobs\GE PLASTICS\Hvorslev\GT-2R Rise.aqt
Date: 02/04/02 Time: 17:11:20

PROJECT INFORMATION

Company: CONESTOGA ROVERS & ASSOCIATES
Client: VON ROLL ISOLA USA
Project: 18631
Test Location: SCHENECTADY, NEW YORK
Test Well: GT-2R
Test Date: 12/3/01

SOLUTION

Aquifer Model: Unconfined
Solution Method: Hvorslev

K = 0.003526 cm/sec
y0 = 1.338 ft

AQUIFER DATA

Saturated Thickness: 5.91 ft

Anisotropy Ratio (Kz/Kr): 0.1

WELL DATA (GT-2R)

Initial Displacement: 1.432 ft
Casing Radius: 0.083 ft
Screen Length: 10. ft

Water Column Height: 5.91 ft
Wellbore Radius: 0.333 ft
Gravel Pack Porosity: 0.3

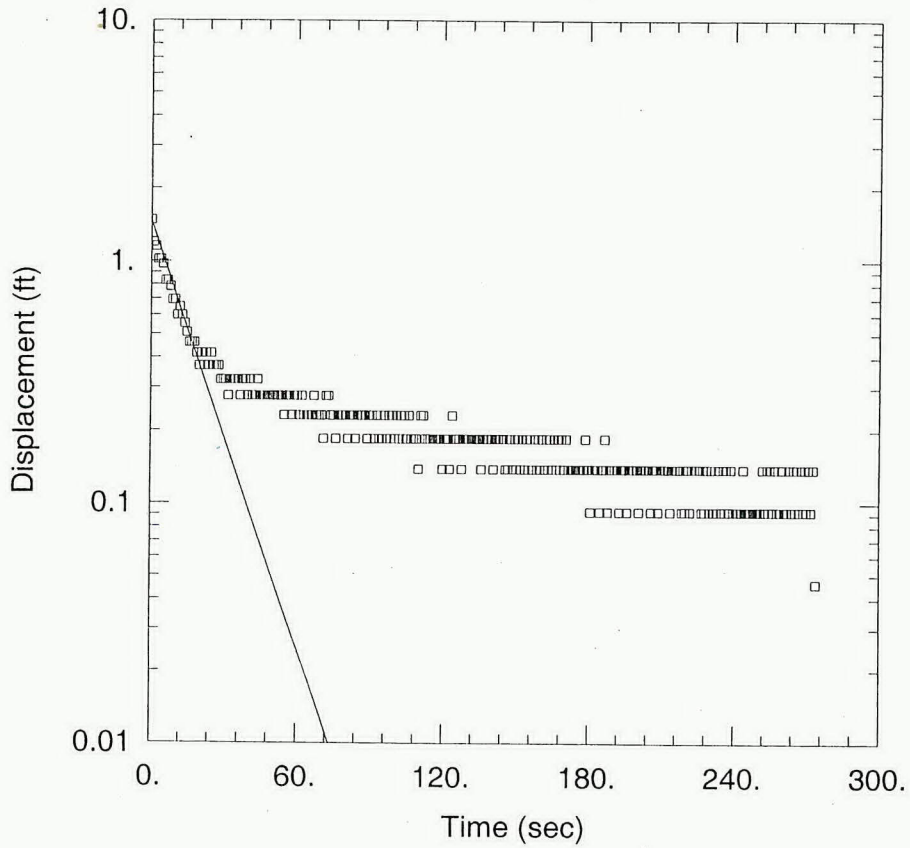

WELL TEST ANALYSIS

Data Set: U:\jobs\GE PLASTICS\Hvorslev\VRI-1 Rise.aqt
Date: 02/04/02 Time: 16:17:44

PROJECT INFORMATION

Company: CONESTOGA ROVERS & ASSOCIATES
Client: VON ROLL ISOLA USA
Project: 18631
Test Location: SCHENECTADY, NEW YORK
Test Well: VRI-1
Test Date: 12/3/01

SOLUTION

Aquifer Model: Unconfined
Solution Method: Hvorslev

K = 0.01339 cm/sec
y0 = 1.462 ft

AQUIFER DATA

Saturated Thickness: 7.38 ft

Anisotropy Ratio (Kz/Kr): 0.1

WELL DATA (VRI-1)

Initial Displacement: 1.478 ft
Casing Radius: 0.083 ft
Screen Length: 10. ft

Water Column Height: 7.38 ft
Wellbore Radius: 0.333 ft
Gravel Pack Porosity: 0.3

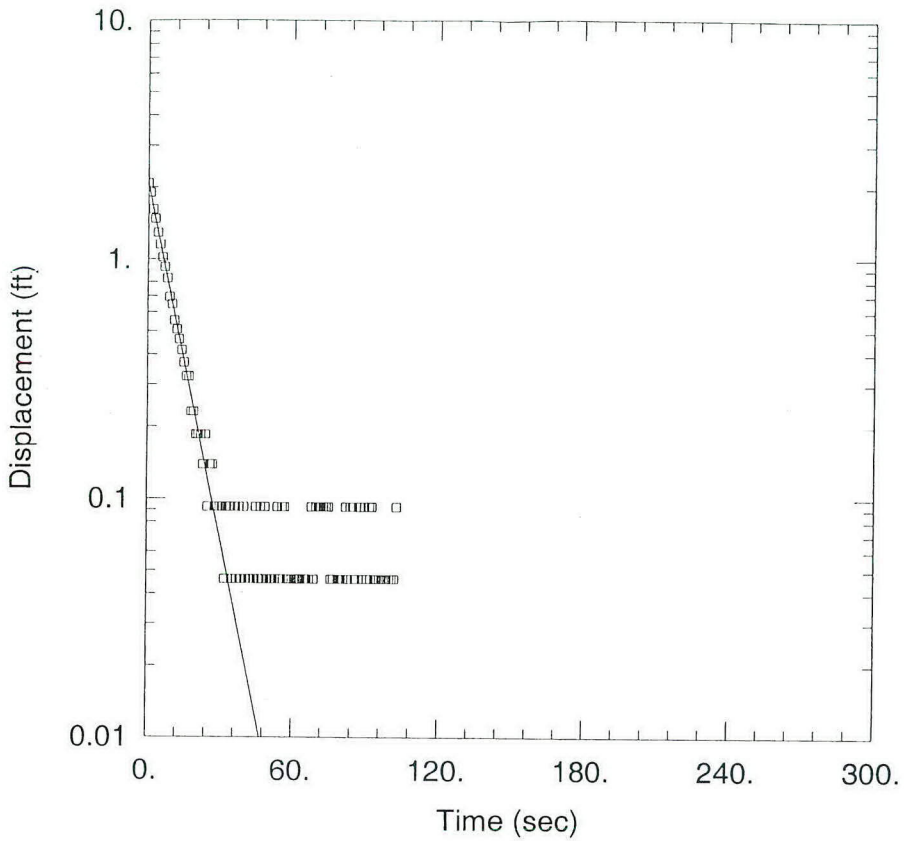

WELL TEST ANALYSIS

Data Set: U:\jobs\GE PLASTICS\Hvorslev\VRI-2 Rise.aqt
Date: 02/04/02 Time: 16:17:51

PROJECT INFORMATION

Company: CONESTOGA ROVERS & ASSOCIATES
Client: VON ROLL ISOLA USA
Project: 18631
Test Location: SCHENECTADY, NEW YORK
Test Well: VRI-2
Test Date: 12/3/01

SOLUTION

Aquifer Model: Unconfined
Solution Method: Hvorslev

K = 0.0224 cm/sec
y0 = 2.052 ft

AQUIFER DATA

Saturated Thickness: 8.43 ft

Anisotropy Ratio (Kz/Kr): 0.1

WELL DATA (VRI-2)

Initial Displacement: 2.079 ft
Casing Radius: 0.083 ft
Screen Length: 10. ft

Water Column Height: 8.43 ft
Wellbore Radius: 0.333 ft
Gravel Pack Porosity: 0.3

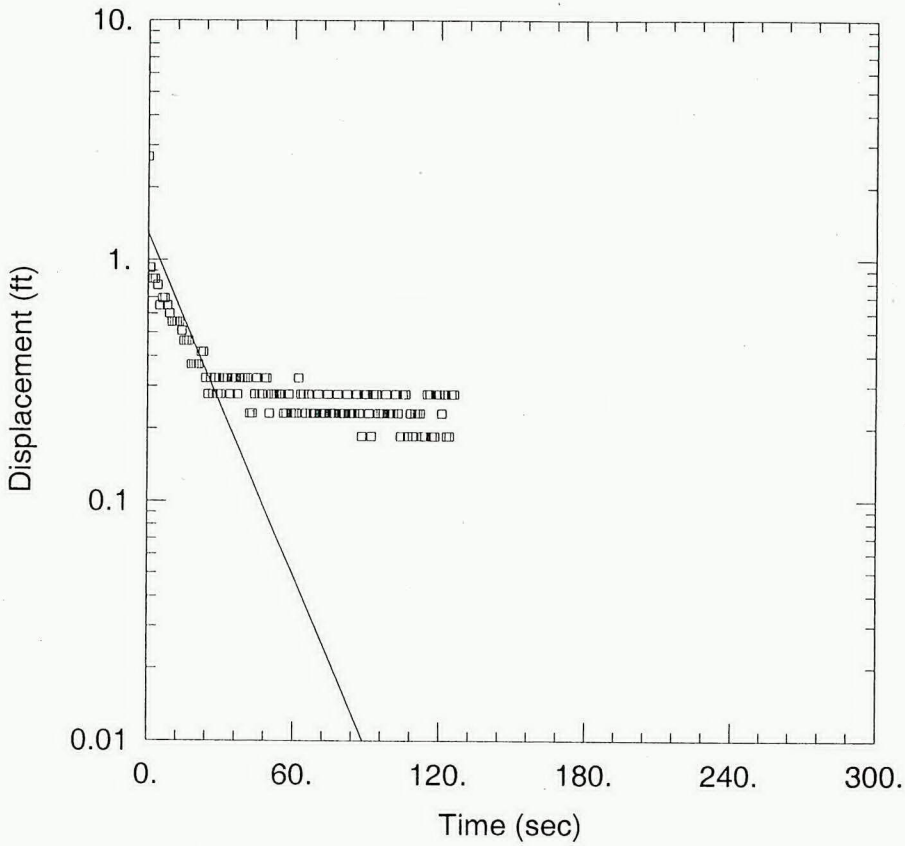

WELL TEST ANALYSIS

Data Set: U:\jobs\GE PLASTICS\Hvorslev\VRI-3 Rise.aqt
Date: 02/04/02 Time: 16:17:58

PROJECT INFORMATION

Company: CONESTOGA ROVERS & ASSOCIATES
Client: VON ROLL ISOLA USA
Project: 18631
Test Location: SCHENECTADY, NEW YORK
Test Well: VRI-3
Test Date: 11/30/01

SOLUTION

Aquifer Model: Unconfined
Solution Method: Hvorslev

K = 0.01082 cm/sec
y0 = 1.297 ft

AQUIFER DATA

Saturated Thickness: 8.21 ft

Anisotropy Ratio (Kz/Kr): 0.1

WELL DATA (VRI-3)

Initial Displacement: 2.68 ft
Casing Radius: 0.083 ft
Screen Length: 10. ft

Water Column Height: 8.21 ft
Wellbore Radius: 0.333 ft
Gravel Pack Porosity: 0.3

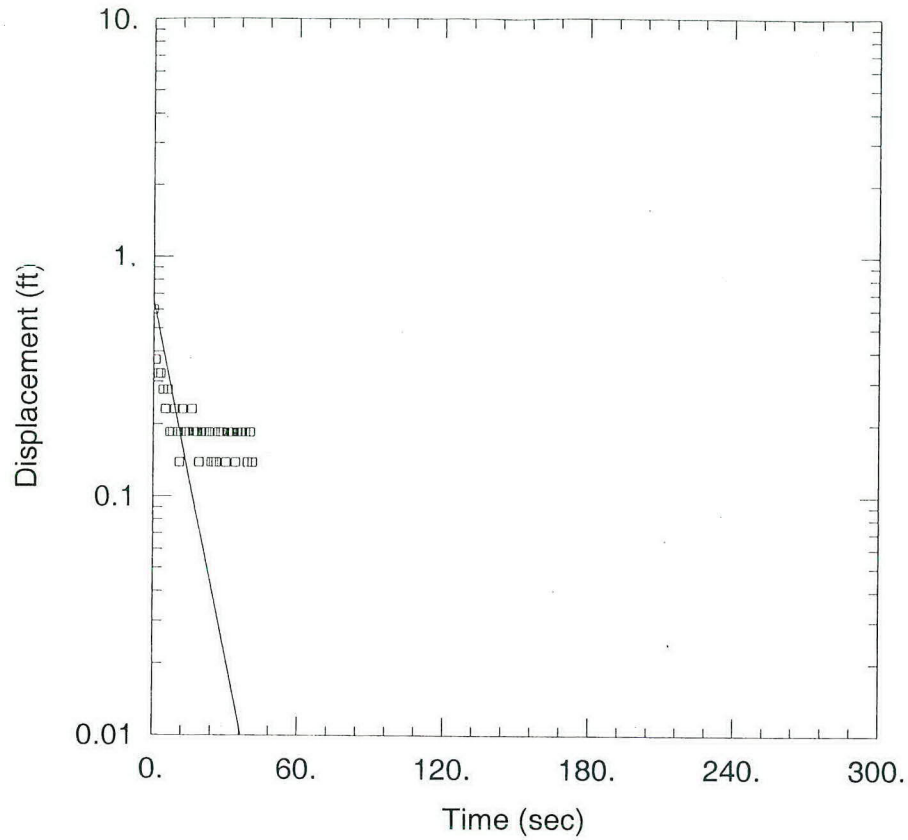

WELL TEST ANALYSIS

Data Set: U:\jobs\GE PLASTICS\Hvorslev\VRI-4 Rise.aqt
Date: 02/04/02 Time: 16:18:07

PROJECT INFORMATION

Company: CONESTOGA ROVERS & ASSOCIATES
Client: VON ROLL ISOLA USA
Project: 18631
Test Location: SCHENECTADY, NEW YORK
Test Well: VRI-4
Test Date: 11/30/01

SOLUTION

Aquifer Model: Unconfined
Solution Method: Hvorslev

K = 0.02248 cm/sec
y0 = 0.6496 ft

AQUIFER DATA

Saturated Thickness: 7.07 ft

Anisotropy Ratio (Kz/Kr): 0.1

WELL DATA (VRI-4)

Initial Displacement: 0.6006 ft
Casing Radius: 0.083 ft
Screen Length: 10. ft

Water Column Height: 7.07 ft
Wellbore Radius: 0.333 ft
Gravel Pack Porosity: 0.3

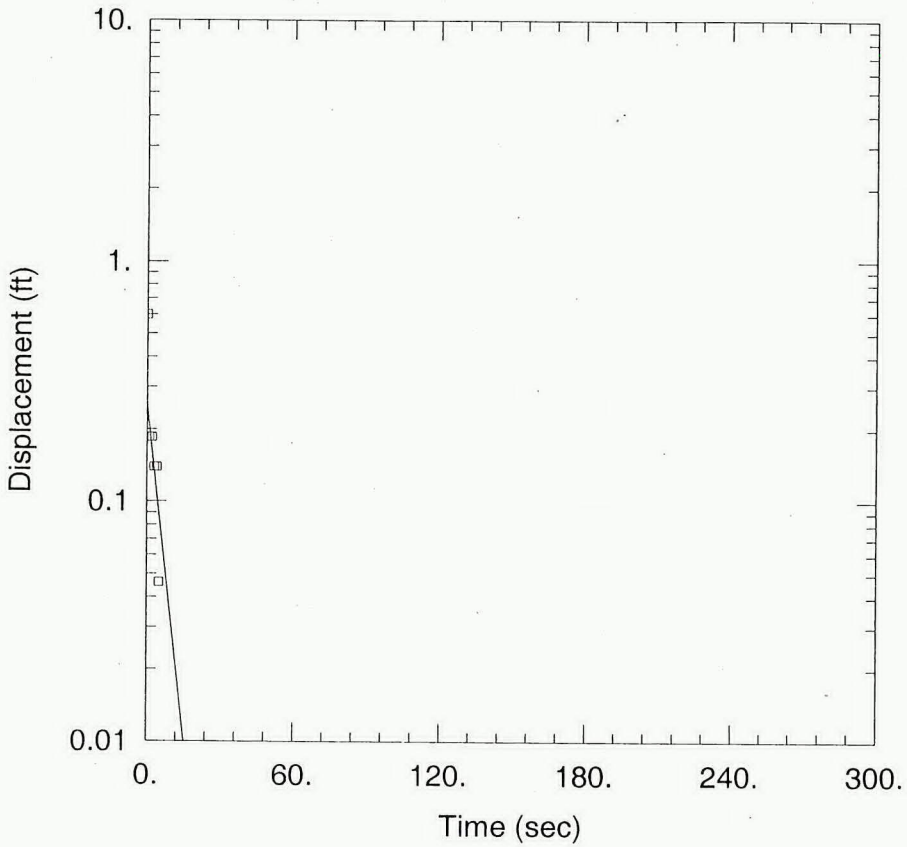

WELL TEST ANALYSIS

Data Set: U:\jobs\GE PLASTICS\Hvorslev\VRI-6 Rise.aqt
Date: 02/04/02 Time: 16:18:14

PROJECT INFORMATION

Company: CONESTOGA ROVERS & ASSOCIATES
Client: VON ROLL ISOLA USA
Project: 18631
Test Location: SCHENECTADY, NEW YORK
Test Well: VRI-6
Test Date: 11/30/01

SOLUTION

Aquifer Model: Unconfined
Solution Method: Hvorslev

K = 0.04137 cm/sec
y0 = 0.2501 ft

AQUIFER DATA

Saturated Thickness: 5.76 ft

Anisotropy Ratio (Kz/Kr): 0.1

WELL DATA (VRI-6)

Initial Displacement: 0.6006 ft
Casing Radius: 0.083 ft
Screen Length: 10. ft

Water Column Height: 5.76 ft
Wellbore Radius: 0.333 ft
Gravel Pack Porosity: 0.3

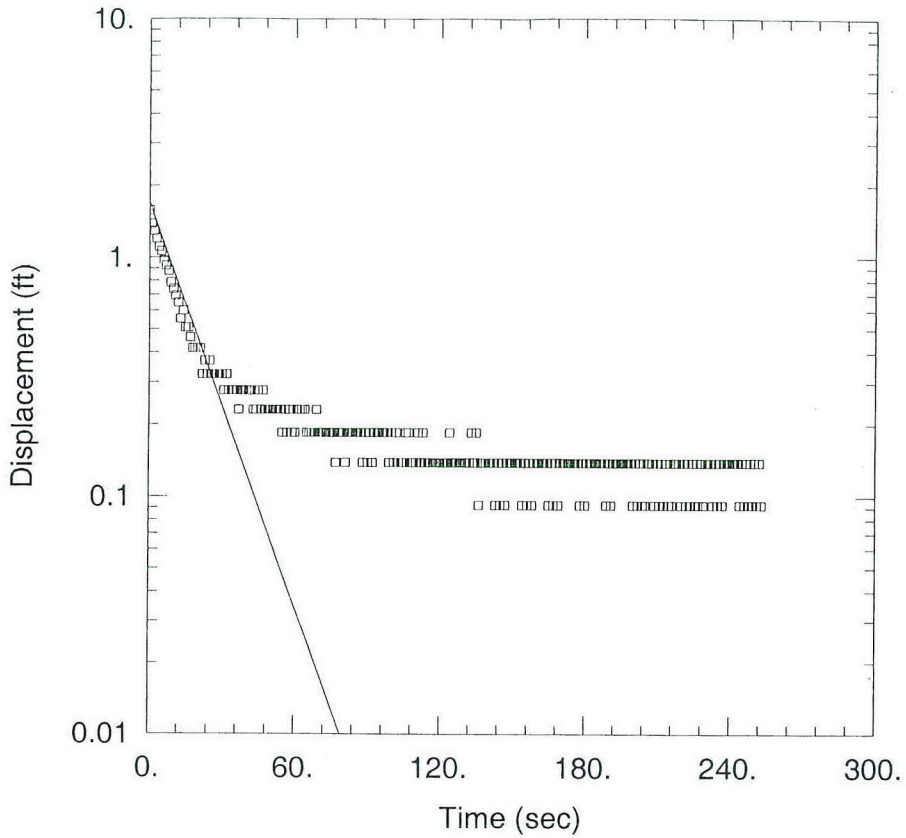

WELL TEST ANALYSIS

Data Set: U:\jobs\GE PLASTICS\Hvorslev\VRI-7 Rise.aqt
Date: 02/04/02 Time: 16:18:40

PROJECT INFORMATION

Company: CONESTOGA ROVERS & ASSOCIATES
Client: VON ROLL ISOLA USA
Project: 18631
Test Location: SCHENECTADY, NEW YORK
Test Well: VRI-7
Test Date: 11/30/01

SOLUTION

Aquifer Model: Unconfined
Solution Method: Hvorslev

K = 0.0128 cm/sec
y0 = 1.69 ft

AQUIFER DATA

Saturated Thickness: 5.51 ft

Anisotropy Ratio (Kz/Kr): 0.1

WELL DATA (VRI-7)

Initial Displacement: 1.571 ft
Casing Radius: 0.083 ft
Screen Length: 10. ft

Water Column Height: 5.51 ft
Wellbore Radius: 0.333 ft
Gravel Pack Porosity: 0.3

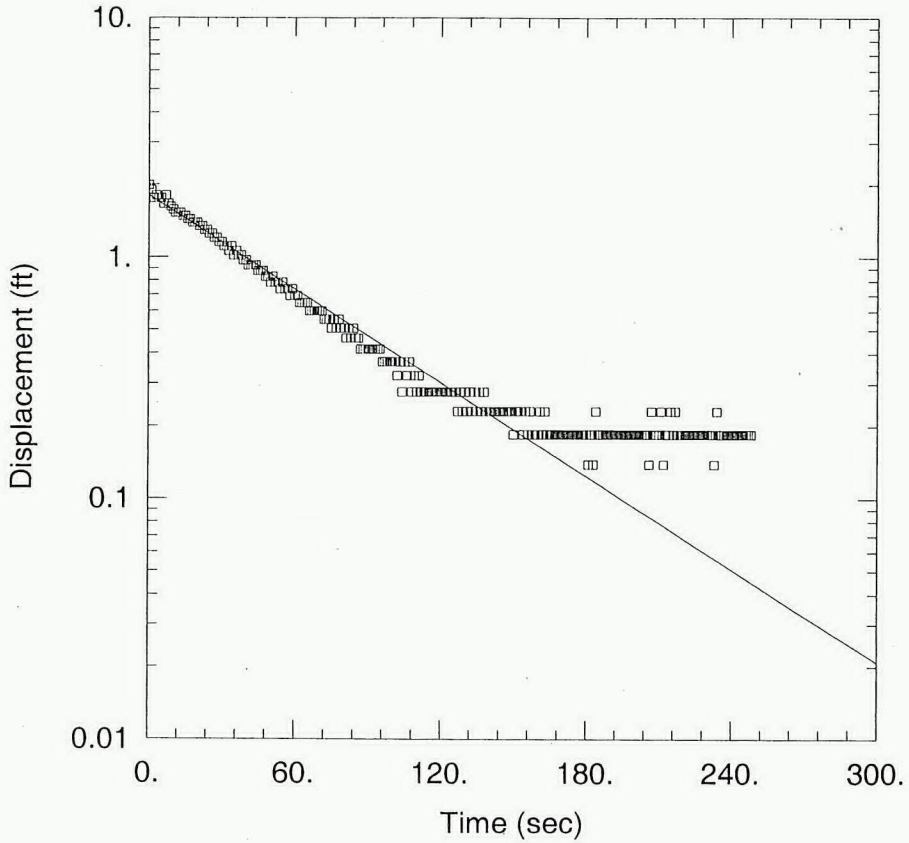

WELL TEST ANALYSIS

Data Set: U:\jobs\GE PLASTICS\Hvorslev\VRI-8 Rise.aqt
Date: 02/04/02 Time: 16:18:28

PROJECT INFORMATION

Company: CONESTOGA ROVERS & ASSOCIATES
Client: VON ROLL ISOLA USA
Project: 18631
Test Location: SCHENECTADY, NEW YORK
Test Well: VRI-8
Test Date: 11/30/01

SOLUTION

Aquifer Model: Unconfined
Solution Method: Hvorslev

K = 0.002936 cm/sec
y0 = 1.803 ft

AQUIFER DATA

Saturated Thickness: 9.47 ft

Anisotropy Ratio (Kz/Kr): 0.1

WELL DATA (VRI-8)

Initial Displacement: 1.987 ft
Casing Radius: 0.083 ft
Screen Length: 10. ft

Water Column Height: 9.47 ft
Wellbore Radius: 0.333 ft
Gravel Pack Porosity: 0.3

GT-2R FALLING AND RISING

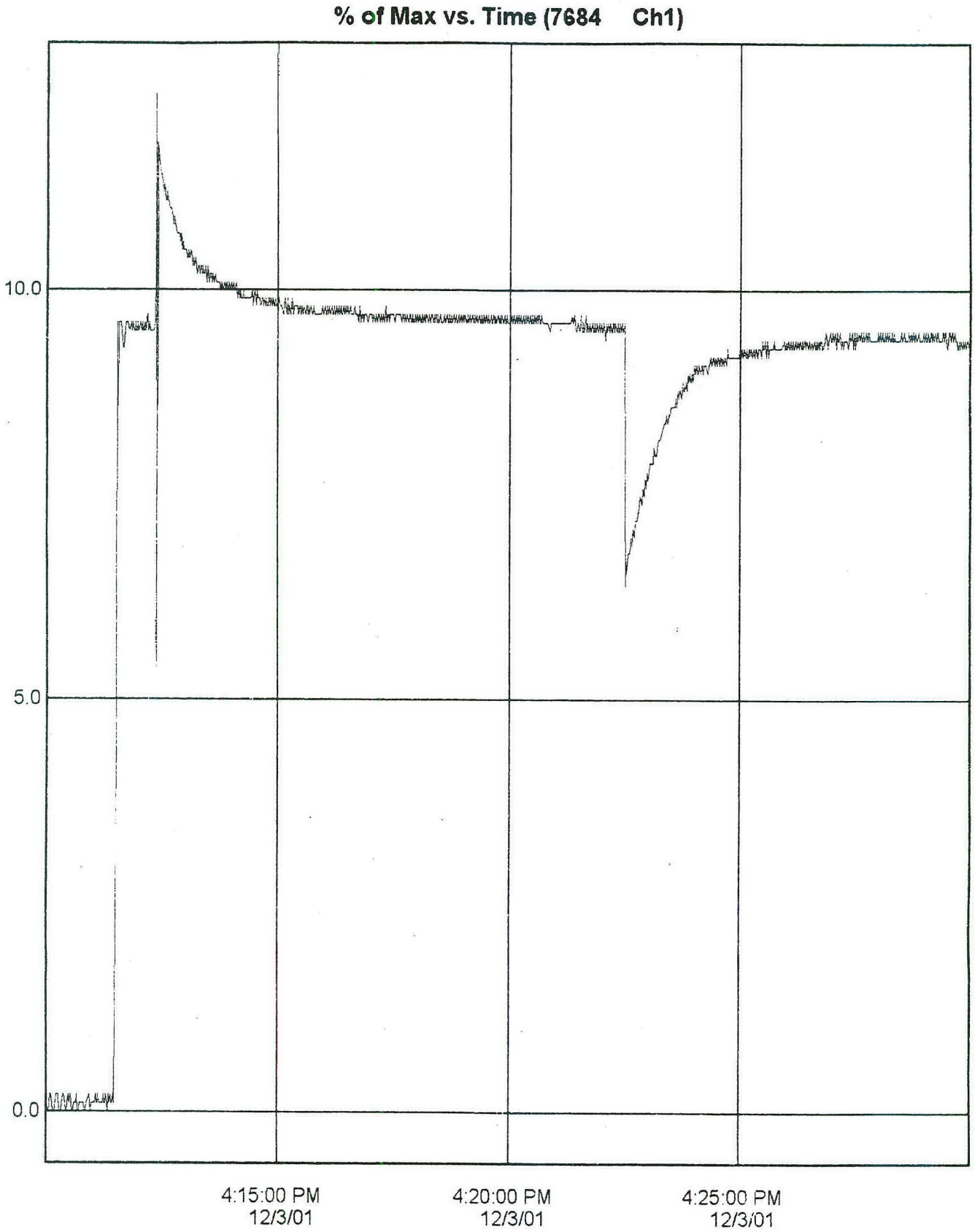

VRI-1 FALLING AND RISING

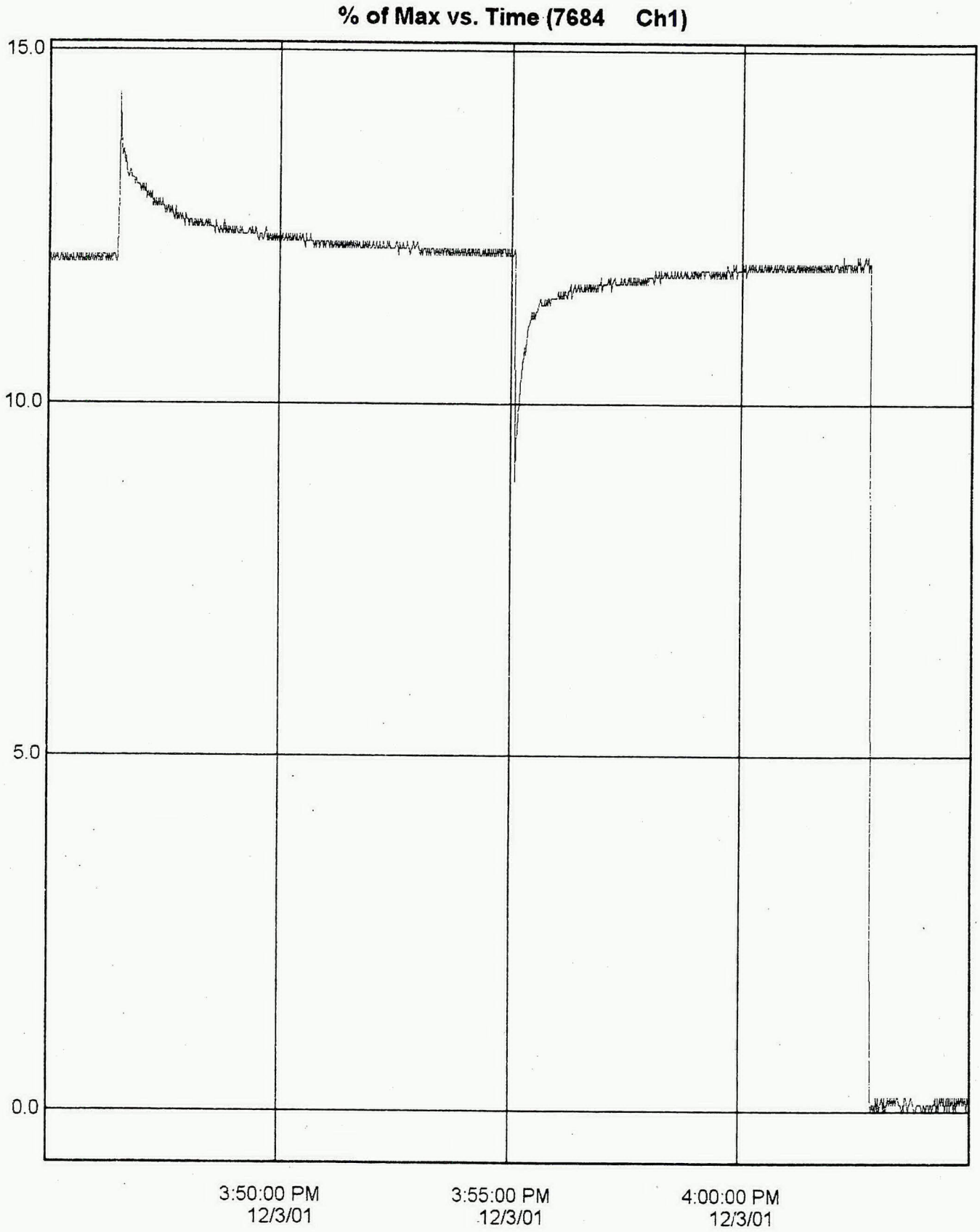

VRI-2 FALLING AND RISING

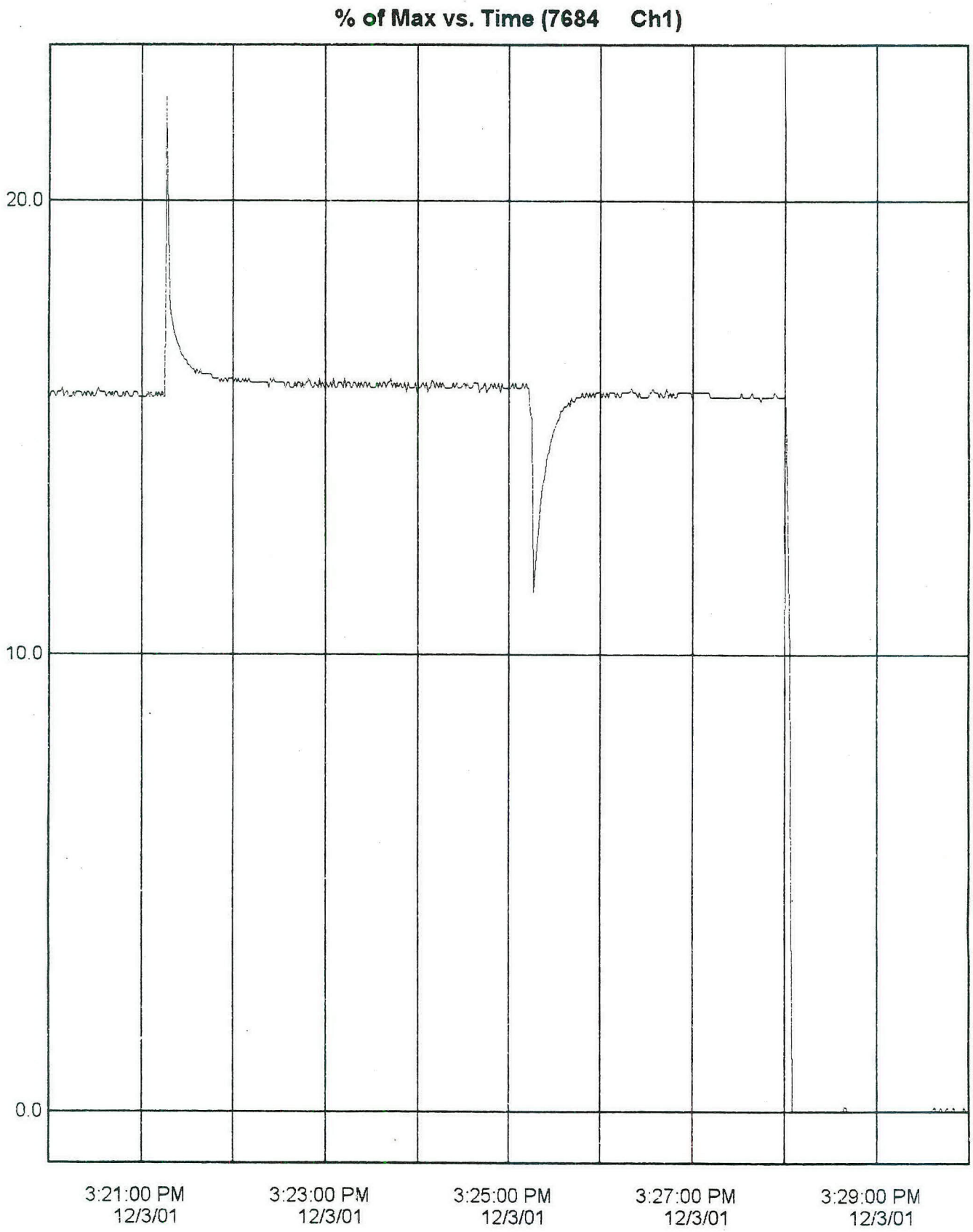

VRI-3 FALLING AND RISING

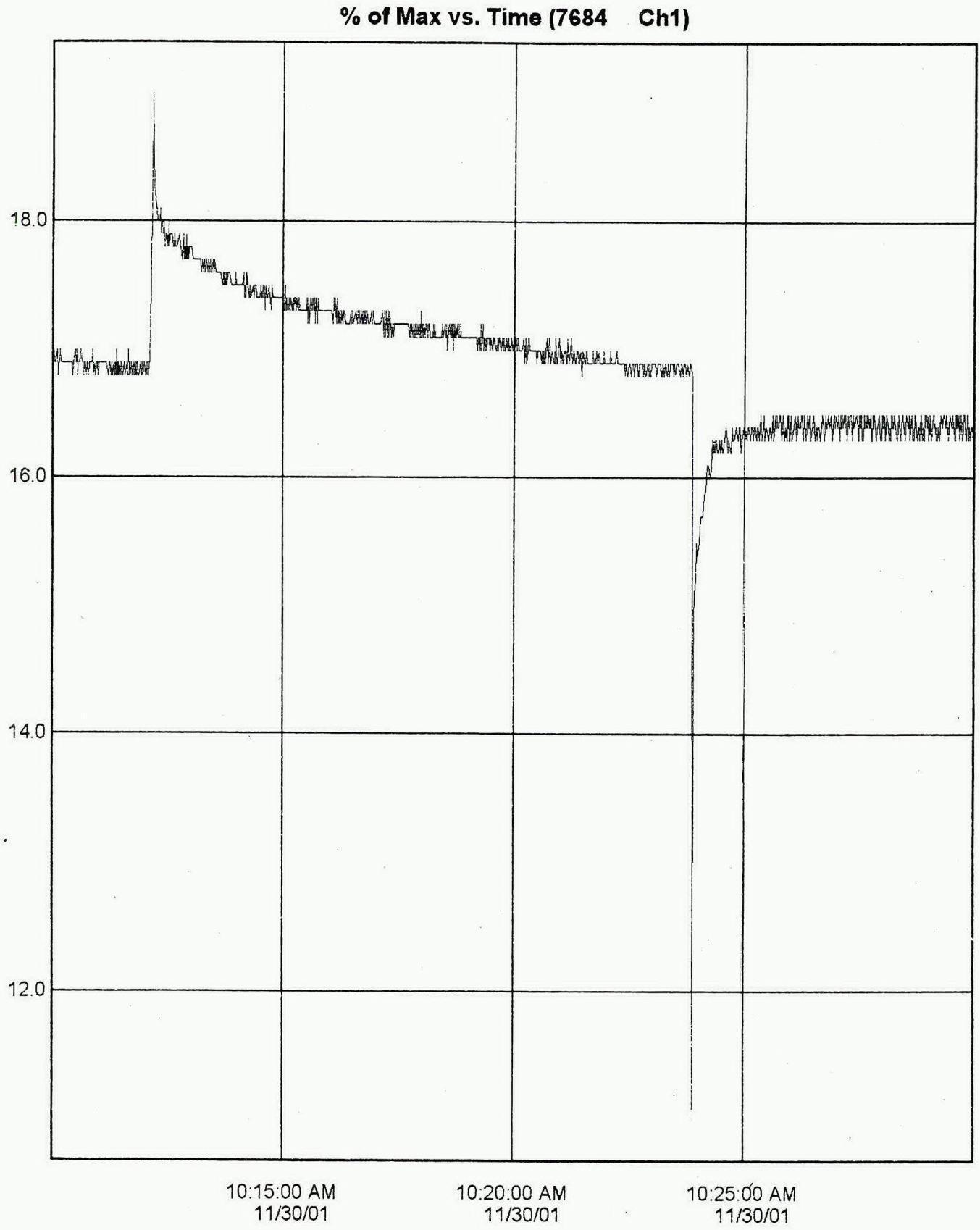

VRI-4 Falling and Rising



VRI-6 FALLING AND RISING

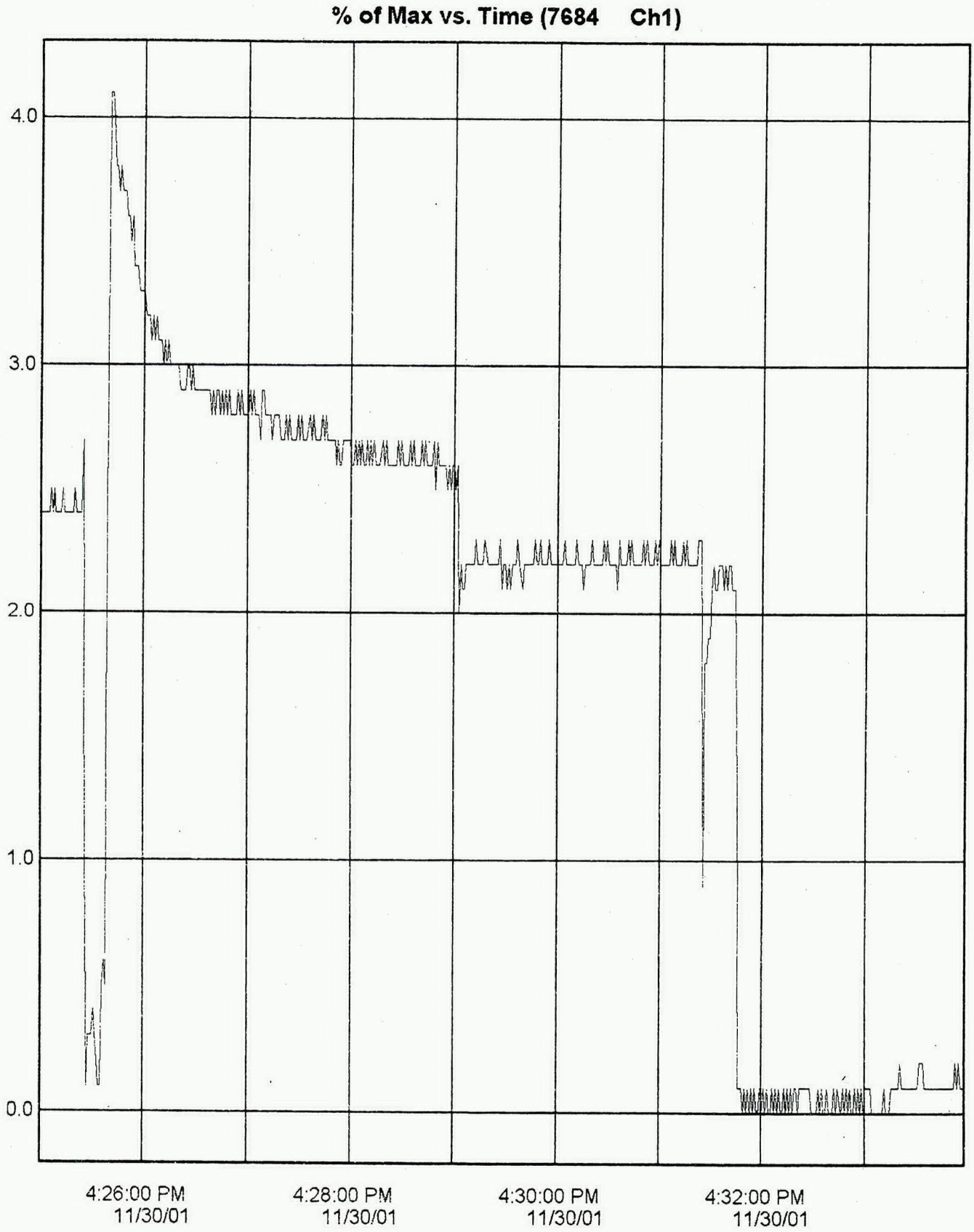

VRI-7 FALLING AND RISING

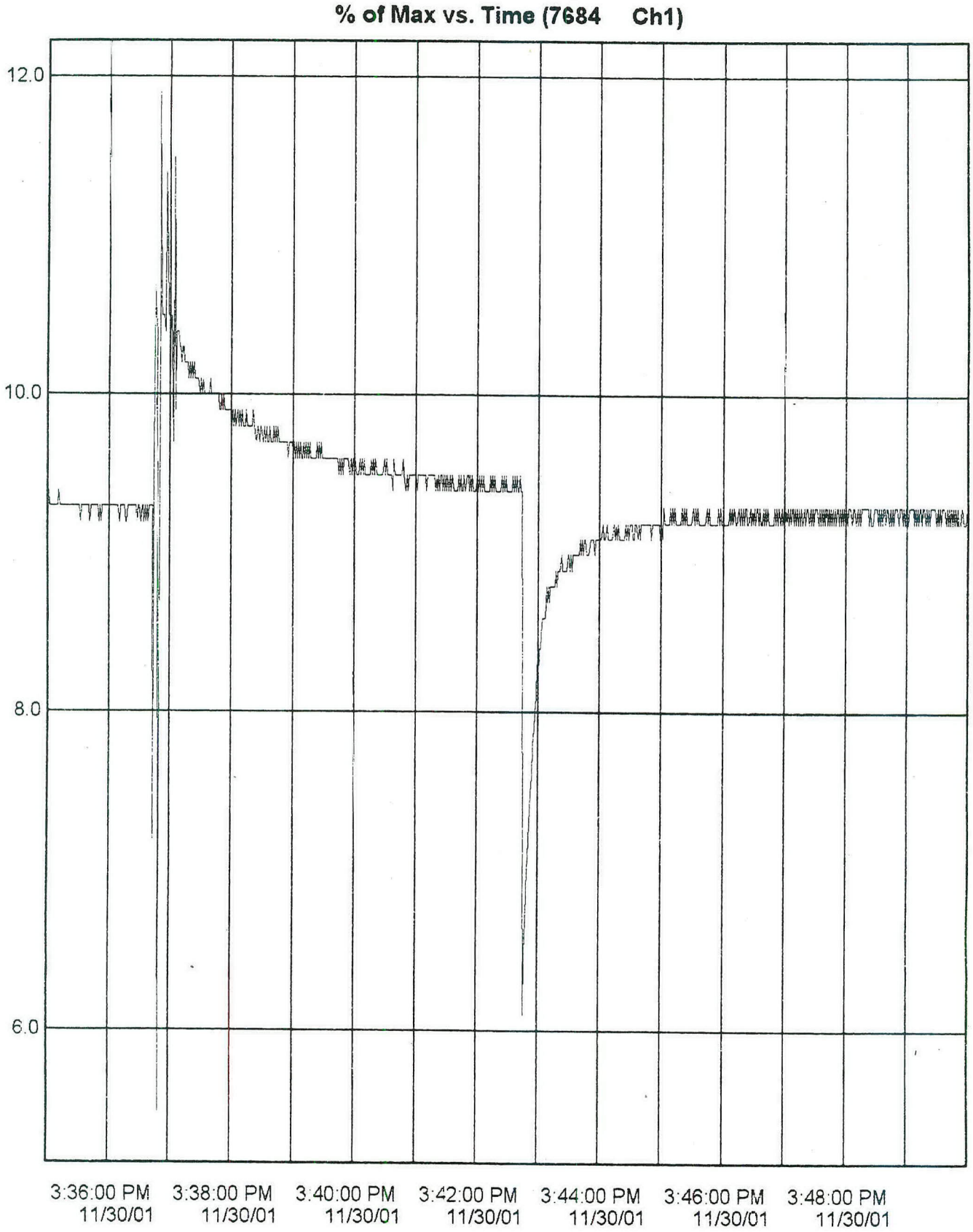

VRI-8 FALLING AND RISING

Ref. No.: 18631
FILE IN FIELD FILE WHEN COMPLETE

TABLE 2B

SLUG TEST INFORMATION

MANUAL and TRANSDUCER TESTS

Notes

D=diameter of slug rc=radius of pipe (riser)

FOR SLUG: $Ho=(D^2 * L)/(4*9rc)^2)$ L=length of slug rw=radius of borehole

FOR VOLUME REMOVED: $Ho=(Volume)/pi * (rc)^2)$

$rcEFF=(rc^2 + n * (rw^2 - rc^2))^{0.5}$, n is sand pack porosity (Calc. rcEFF if uncon. & SWL in screen)

FOR UNCON: b=H=distance SWL to bottom of well

FOR CON: b<H; H=distance SWL to bottom of well, b=thickness of aquifer unit

Location Testdata Filename	Slug Dimensions	Volume Removed	Initial (Ho) Drawdown	Borehole Radius (rw)	Casing Radius (rc)	SWL in Screen?	rcEFF (see note)	Saturated Thickness	Screen/Sand Pack Length	Static Height of Water (H)
GT-2R	36" x 1"	.122 Gal.	1.4322	0.333	0.083	Yes	0.195164	5.91	10'	5.91
VRI-1	36" x 1"	.122 Gal.	1.4784	0.333	0.083	Yes	0.195164	7.38	10'	7.38
VRI-2	60" x 1"	.204 Gal.	2.0790	0.333	0.083	Yes	0.195164	8.43	10'	8.43
VRI-3	60" x 1"	.204 Gal.	2.6796	0.333	0.083	Yes	0.195164	8.21	10'	8.21
VRI-4	36" x 1"	.122 Gal.	0.6006	0.333	0.083	Yes	0.195164	7.07	10'	7.07
VRI-6	36" x 1"	.122 Gal.	0.6006	0.333	0.083	Yes	0.195164	5.76	10'	5.76
VRI-7	36" x 1"	.122 Gal.	1.5708	0.333	0.083	Yes	0.195164	5.51	10'	5.51
VRI-8	60" x 1"	.204 Gal.	1.9866	0.333	0.083	Yes	0.195164	9.47	10'	9.47

10 psi = 7.0m H_2O = 22.967 feet H_2O

1 US gallons = 0.8327 Imperial gallons = 3.785 = 0.003785 metres^3

12 inches = 1 foot = 0.3048 metres

Ref. No.: 18631
FILE IN DIELD FILE WHEN COMPLETE

TABLE 2A

SLUG TEST INFORMATION

MANUAL TESTS

Notes and Calcs.
For unconfined aquifers use Bouwer & Rice solution method.
For confined aquifers use Cooper et. Al. Solution method.

Location	Filenames to Create	Start Date	Start Time	Feet or Metres	Falling or Rising	Ref. Elev. (amsl)	SWL (btor)	SWL (amsl)	Bottom of Well Elev.	Confined or Unconfined
GT-2R	GT-2R RISE	12/3/2001	16:22	Feet	Rising	342.72	63.83	278.89	272.98	Unconfined
VRI-1	VRI-1 RISE	12/3/2001	15:54	Feet	Rising	343.08	64.85	278.23	270.85	Unconfined
VRI-2	VRI-2 RISE	12/3/2001	15:25	Feet	Rising	347.38	68.96	278.42	269.99	Unconfined
VRI-3	VRI-3 RISE	11/30/2001	10:23	Feet	Rising	343.41	71.03	272.38	264.17	Unconfined
VRI-4	VRI-4 RISE	11/30/2001	13:57	Feet	Rising	342.93	72.84	270.09	263.02	Unconfined
VRI-6	VRI-6 RISE	11/30/2001	16:31	Feet	Rising	342.65	71.6	271.05	265.29	Unconfined
VRI-7	VRI-7 RISE	11/30/2001	15:42	Feet	Rising	342.29	51.96	290.33	284.82	Unconfined
VRI-8	VRI-8 RISE	11/30/2001	14:27	Feet	Rising	341.96	51.8	290.16	280.69	Unconfined

10 psi = 7.0m H_2O = 22.967 feet H_2O
1 US gallons = 0.8327 Imperial gallons = 3.785 = 0.003785 metres^3
12 inches = 1 foot = 0.3048 metres

D

APPENDIX D

ANALYTICAL DATA ASSESSMENT AND VALIDATION
SEPTEMBER - NOVEMBER 2001

TABLE OF CONTENTS

Page

1.0 INTRODUCTION A-1

2.0 SAMPLE HOLDING TIMES A-2

3.0 GAS CHROMATOGRAPH/MASS SPECTROMETER (GC/MS) TUNING AND MASS CALIBRATION – VOCs AND SVOCs A-3

4.0 INSTRUMENT CALIBRATION A-4
- 4.1 GC/MS CALIBRATION – VOCs AND SVOCs A-4
- 4.1.1 INITIAL CALIBRATION A-4
- 4.1.2 CONTINUING CALIBRATION A-4
- 4.2 GC CALIBRATION – PESTICIDES/PCBs AND TPH (DRO) A-5
- 4.2.1 INITIAL CALIBRATION A-5
- 4.2.2 CONTINUING CALIBRATION A-5
- 4.3 INORGANIC CALIBRATION A-5
- 4.3.1 INITIAL CALIBRATION A-5
- 4.3.2 CONTINUING CALIBRATION A-6

5.0 ICP INTERFERENCE CHECK SAMPLE (ICS) ANALYSES A-7

6.0 SURROGATE SPIKE RECOVERIES – VOCs, SVOCs, TPH (DRO), AND PESTICIDES/PCBs A-8

7.0 INTERNAL STANDARD RECOVERIES – VOCs AND SVOCs A-9

8.0 LABORATORY BLANK ANALYSES A-10

9.0 BLANK SPIKE ANALYSES – VOCs, SVOCs, TPH (DRO), AND PESTICIDES/PCBs A-11

10.0 LABORATORY CONTROL SAMPLE ANALYSES - INORGANICS A-12

11.0 MATRIX SPIKE/MATRIX SPIKE DUPLICATE (MS/MSD) ANALYSES – ORGANICS AND INORGANICS A-13

12.0 ICP SERIAL DILUTION ANALYSES A-14

13.0 FIELD QA/QC A-15
- 13.1 FIELD DUPLICATES A-15
- 13.2 TRIP BLANKS A-15
- 13.3 RINSE BLANKS A-15

TABLE OF CONTENTS

Page

14.0 GENERAL COMMENTS A-16

15.0 CONCLUSION A-17

LIST OF TABLES
(Following Text)

TABLE A.1 SAMPLING AND ANALYSIS SUMMARY

TABLE A.2A ANALYTICAL RESULTS SUMMARY – GROUNDWATER

TABLE A.2B ANALYTICAL RESULTS SUMMARY – SOILS

TABLE A.3 QUALIFIED SAMPLE DATA DUE TO HOLDING TIME EXCEEDANCES

TABLE A.4 QUALIFIED SAMPLE RESULTS DUE TO OUTLYING INITIAL CALIBRATION RESULTS

TABLE A.5 QUALIFIED SAMPLE RESULTS DUE TO OUTLYING CONTINUING CALIBRATION RESULTS

TABLE A.6 QUALIFIED SAMPLE DATA DUE TO OUTLYING SURROGATE RECOVERIES

TABLE A.7 QUALIFIED SAMPLE RESULTS DUE TO ANALYTE CONCENTRATIONS IN THE METHOD BLANKS

TABLE A.8 QUALIFIED SAMPLE RESULTS DUE TO OUTLYING MATRIX SPIKE/MATRIX SPIKE DUPLICATE RECOVERIES

TABLE A.9 QUALIFIED SAMPLE RESULTS DUE TO ANALYTE CONCENTRATIONS IN THE RINSE BLANKS

1.0 INTRODUCTION

The following document details an assessment and validation of analytical results reported by Severn Trent Laboratories (STL) for groundwater and soil samples collected at the Von Roll Isola Site located in Schenectady, New York (Site). The samples were collected to conduct a Remedial Investigation/Feasibility Study (RI/FS) of the Site. For sample identification, a sampling and analysis summary is presented in Table A.1.

A summary of the analytical data is presented in Tables 2A and 2B. The Quality Assurance/Quality Control (QA/QC) criteria by which these data have been assessed are outlined in the analytical methods and the documents entitled:

i) "USEPA Contract Laboratory Program National Functional Guidelines for Organic Data Review", October 1999, EPA 540/R-99/008; and

ii) "USEPA Contract Laboratory Program National Functional Guidelines for Inorganic Data Review", February 1994, EPA-540/R-94-013.

These documents will be referred to as the "Guidelines".

The data quality assessment and validation presented in the following subsections were performed based on all raw data including calibrations, surrogate recoveries, spike recoveries, duplicate, and blank results for all parameters.

2.0 SAMPLE HOLDING TIMES

The method-specified holding time criteria for this program were as follows:

Parameter	*Holding Time (Groundwater)*	*Holding Time (Soils)*
Target Compound List (TCL) Volatile Organic Compounds (VOCs)	14 days from collection to analysis	14 days from collection to analysis
TCL Semi-Volatile Organic Compounds (SVOCs)	7 days from collection to extraction 40 days from extraction to analysis	14 days from collection to extraction 40 days from extraction to analysis
TCL Pesticides/ Polychlorinated Biphenyls (PCBs)	7 days from collection to extraction 40 days from extraction to analysis	14 days from collection to extraction 40 days from extraction to analysis
Total Petroleum Hydrocarbons (TPH) (Diesel Range Organics [DRO])	7 days from collection to extraction 40 days from extraction to analysis	14 days from collection to extraction 40 days from extraction to analysis
Metals (total and dissolved)	180 days from collection to analysis	--
Mercury	28 days from collection to analysis	--
Cyanide	14 days from collection to analysis	--
Phenols	28 days from collection to analysis	28 days from collection

All sample analyses were performed within the required holding times with the exception of three SVOC re-extractions performed 2 days past hold. All associated positive results were qualified as estimated (see Table A.3) and all non-detect results were judged to be acceptable.

All samples were properly preserved and cooled at 4°C (±2°C) after collection. All samples were received by the laboratory in good condition.

3.0 GAS CHROMATOGRAPH/MASS SPECTROMETER (GC/MS) TUNING AND MASS CALIBRATION - VOCs AND SVOCs

Prior to analysis, GC/MS instrumentation is tuned to ensure optimization over the mass range of interest. To evaluate instrument tuning, the VOC and SVOC method require the analysis of the specific tuning compounds bromofluorobenzene (BFB) and decafluorotriphenylphosphine (DFTPP). The resulting spectra must meet the criteria cited in the method before analysis is initiated. Analysis of the tuning compounds must then be repeated every 12 hours throughout sample analysis to ensure the continued optimization of the instrument.

All instrument tuning data were reviewed. The tuning compound was analyzed at the required frequency throughout the analytical periods. All tuning criteria were met for the analysis, indicating proper optimization of the instrumentation.

4.0 INSTRUMENT CALIBRATION

4.1 GC/MS CALIBRATION - VOCs AND SVOCs

4.1.1 INITIAL CALIBRATION

To quantify compounds of interest in samples, calibration of the GC/MS over a specific concentration range must be performed. Initially, a five-point calibration curve containing all compounds of interest is analyzed.

Linearity of the curve and instrument sensitivity were evaluated against the following criteria:

i) all relative response factors (RRFs) must be greater than or equal to 0.05; and

ii) percent relative standard deviation (%RSD) values must not exceed 30 percent.

The initial calibration data for VOCs and SVOCs were reviewed. All RRFs met the above criteria indicating acceptable analyte sensitivity with the exception of a low RRF for bromomethane. All associated bromomethane results were non-detect and rejected due to poor analyte sensitivity (see Table A.4). Some initial calibration curves exceeded the %RSD criteria. All associated positive data were qualified as estimated (see Table A.4) and all non-detect data would not have been impacted by the variability.

4.1.2 CONTINUING CALIBRATION

To ensure that instrument calibration is acceptable throughout the sample analysis period, continuing calibration standards must be analyzed and compared to the initial calibration curve every 12 hours.

The following criteria were employed to evaluate continuing calibration data:

i) all RRF values must be greater than or equal to 0.05; and

ii) percent difference (%D) values must not exceed 25 percent.

All response factors met the method criteria, indicating adequate analyte sensitivity with the exception of bromomethane. All associated positive results were qualified as estimated and all non-detect results were rejected due to poor analyte sensitivity (see Table A.5). Variability was observed between the initial and continuing responses of

various VOCs and SVOCs. All associated data were qualified as estimated to reflect the implied variability (see Table A.5).

4.2 GC CALIBRATION - PESTICIDES/PCBs AND TPH (DRO)

4.2.1 INITIAL CALIBRATION

To quantify compounds of interest, calibration of the method specified gas chromatograph (GC) detector over a specific concentration range must be performed. Retention time windows are also calculated from the initial calibration analyses. These windows are used to identify all compounds of interest in subsequent analyses.

Initial calibration standards were analyzed at the required frequencies and the method-specified linearity criteria were met for the pesticide/PCB analyses and the TPH (DRO) analyses.

4.2.2 CONTINUING CALIBRATION

To ensure that the calibration of the instrument is valid throughout the sample analysis period, continuing calibration standards are analyzed and evaluated on a regular basis. To ensure that compound retention times do not vary over the analysis period, all retention times for continuing calibration compounds must fall within the established retention time windows.

Continuing calibration were performed at the proper frequency and met the method-specified criteria.

4.3 INORGANIC CALIBRATION

4.3.1 INITIAL CALIBRATION

Initial calibration of the instruments ensures that they are capable of producing satisfactory quantitative data at the beginning of a series of analyses. For inductively coupled plasma (ICP) analysis, a calibration blank, and at least one standard must be analyzed at each wavelength to establish the analytical curve. For cyanide and phenol analyses, a calibration blank and a minimum of three standards must be analyzed to establish the analytical curve. Mercury calibration requires four standards and a blank.

The mercury, phenol, and cyanide curves must meet the correlation coefficient requirement of 0.995 or greater.

After the analyses of the calibration curve, an initial calibration verification (ICV) standard must be analyzed to verify the analytical accuracy of the calibration curve. All analyte recoveries from the analyses of the ICVs must be within the following control limits:

Analytical Method	*Inorganic Species*	*Control Limits (percent)*
ICP	Metals	90 to 110
Cold Vapor Atomic Absorption (AA)	Mercury	80 to 120
Colorimetric	Cyanide	85 to 115
Colorimetric	Phenol	80 to 120

Upon review of the data, it was determined that all inorganic calibration curves and ICVs were analyzed at the proper frequencies and that all of the above-specified criteria were met. The laboratory effectively demonstrated that instrumentation used for these analyses were properly calibrated prior to sample analyses.

4.3.2 CONTINUING CALIBRATION

To ensure that instrument calibration is acceptable throughout the sample analysis period, continuing calibration verification (CCV) standards were analyzed on a regular basis. Each CCV is deemed acceptable if all analyte recoveries are within the control limits specified above for the ICVs. If some of the CCV analyte recoveries are outside the control limits, samples analyzed before and after the CCV, up until the previous and proceeding CCV analyses, are affected.

For this study, CCVs were analyzed at the proper frequency. All analyte recoveries reported for the CCVs were within the specified limits.

5.0 ICP INTERFERENCE CHECK SAMPLE (ICS) ANALYSES

To verify that the proper interelement and background correction factors have been established by the laboratory, ICS must be analyzed before and after each analytical sequence. Analyte recoveries are evaluated against control limits of 80 to 120 percent. In addition, any results greater than the IDL for elements which are not present in the standard could be caused by spectral interferents. The possibility of false positive results in samples with equal or higher concentrations of these interferents must be assessed.

A review of the data revealed that ICSs were analyzed at the prescribed frequency and that percent recovery values were within the established control limits of 80 to 120 percent.

6.0 SURROGATE SPIKE RECOVERIES - VOCs, SVOCs, TPH (DRO), AND PESTICIDES/PCBs

In accordance with the method, all samples, blanks, and standards analyzed for VOCs, SVOCs, TPH (GRO), and pesticide/PCBs were spiked with surrogate compounds prior to sample extraction and/or analysis. Surrogate recoveries provide a means to evaluate the effects of individual sample matrices on analytical efficiency.

All samples, blanks, and standards were spiked with the proper surrogates and all recoveries were within the method control limits, indicating good analytical efficiency with the exception of two high TPH (DRO) surrogates. The associated positive result was qualified as estimated to reflect the implied high bias (see Table A.6) and the associated non-detect result would not have been affected.

7.0 INTERNAL STANDARD RECOVERIES - VOCs AND SVOCs

To ensure that changes in GC/MS response and sensitivity do not affect sample analysis results, internal standard (IS) compounds are added to all samples, blanks, and spike samples prior to analyses. All results are calculated as a ratio of the internal standard response. The criteria by which the internal standard results are assessed are as follows:

i) internal standard area counts must not vary by more than a factor of two (-50 percent to +100 percent) from the associated calibration standard; and

ii) the retention time of the internal standard must not vary more than ±30 seconds from the associated calibration standard.

All internal standard recoveries were acceptable, indicating adequate analytical efficiency and all analyte quantitations were performed using the proper internal standard.

8.0 LABORATORY BLANK ANALYSES

The purpose of assessing the results of laboratory blank analyses is to determine the existence and magnitude of sample contamination introduced during analysis. Laboratory blanks are prepared from deionized water and analyzed as samples.

All blank results were non-detect for the analyte of interest with the exception of low level concentrations of metals, toluene, TPH (DRO), and di-n-butylphthalate. All associated sample results similar to the blank concentrations were qualified as non-detect (see Table A.7).

For this study, laboratory blanks were analyzed at a minimum frequency of one per analytical batch.

9.0 BLANK SPIKE ANALYSES – VOCs, SVOCs, TPH (DRO), AND PESTICIDES/PCBs

Blank spikes are prepared and analyzed as samples to assess the analytical efficiencies of the method employed, independent of sample matrix effects.

Blank samples were spiked with the method recommended compounds. All blank spike sample analyses yielded recoveries within the method control limits, indicating acceptable analytical accuracy.

10.0 LABORATORY CONTROL SAMPLE ANALYSES - INORGANICS

The Laboratory Control Sample (LCS) serves as a monitor of the overall performance of all steps in the analysis, including the sample preparation. LCSs were analyzed using the same sample preparation, analytical methods, and QA/QC procedures employed for the investigative samples.

LCSs were reported for all inorganic analyses. All LCS samples yielded recoveries within the established control limits, indicating acceptable overall analytical accuracy.

11.0 MATRIX SPIKE/MATRIX SPIKE DUPLICATE (MS/MSD) ANALYSES - ORGANICS AND INORGANICS

The recoveries of MS/MSD analyses are used to assess the analytical accuracy achieved on individual sample matrices. The RPD between the MS and MSD is used to assess analytical precision.

An MS/MSD was analyzed at the required frequency for all parameters.

All recoveries were acceptable with the following exceptions:

i) a high RPD was observed between calcium recoveries of sample GW-18631-RW-005. All associated positive results were qualified as estimated to reflect the implied variability (see Table A.8); and

ii) a low MS recovery and a high RPD was observed for the TPH (DRO) analysis of sample GW-18631-RW-021. The sample result was qualified as estimated (see Table A.8).

12.0 ICP SERIAL DILUTION ANALYSES

To determine the effects of sample matrices on ICP analytical efficiency, ICP serial dilution samples are analyzed. If the original analyte concentration in the sample is at least 50 times the IDL, a five-fold dilution of the sample is performed. Analytical results for the original and diluted samples are then compared and must agree within 10 percent difference to be acceptable.

A serial dilution analysis was performed on the sample selected for MS analysis. All results met the above criteria.

13.0 FIELD QA/QC

13.1 FIELD DUPLICATES

To assess the analytical and sampling protocol precision, field duplicates (as identified in Table A.1) were collected and submitted "blind" to the laboratory. All data outside of estimated regions of detection demonstrated acceptable agreement indicating adequate sampling and analytical procedures with the exception of some variability observed between bis(2-ethylhexyl)phthalate result of samples S-18631-092501-MEJ-004a and S-18631-MEJ-005a. The results were qualified as estimated to reflect the implied variability.

13.2 TRIP BLANKS

Trip blanks were submitted with the aqueous samples for VOC analyses to evaluate the possibility of cross-contamination during sample collection, shipment, and/or storage. All results were non-detect indicating adequate sampling and analytical procedures.

13.3 RINSE BLANKS

Rinse blanks were submitted for analysis of all parameters to assess the possibility of cross-contamination during sample collection. All results were non-detect with the exception of low concentrations of VOCs, phthalates, TPH (DRO), and phenolics. All associated results with similar concentrations were qualified as non-detect (see Table A.9).

14.0 GENERAL COMMENTS

Pesticide analyses were performed using dual column analyses. In general, the pesticide results showed good correlation between the two columns. Variability was observed between some of the results. The associated data were qualified as estimated to reflect the implied variability. Where sample results were less than the reporting limit and the %D was greater than 100, the results were qualified as non-detect.

15.0 CONCLUSION

Based on the assessment detailed in the foregoing, the data produced by STL are acceptable with the noted qualifications and exceptions.

TABLE D.1

SAMPLING AND ANALYSIS SUMMARY
REMEDIAL INVESTIGATION/FEASIBILITY STUDY
VON ROLL ISOLA SITE
SCHENECTADY, NEW YORK
SEPTEMBER - NOVEMBER 2001

Sample ID	Location I.D.	Depth	Matrix	Collection Date (mm/dd/yy)	Collection Time (hr:min)	Analysis/Parameters: VOCs	SVOCs	Pesticides	PCBs	TPH (DRO)	Phenols	Cyanide	Metals	Comment
S-18631-092401-MEJ-001a	U18-SB2	2/4'	Soil	09/24/01	10:10	X	X		X	X	X			
S-18631-092401-MEJ-001b	U18-SB2	18/20'	Soil	09/24/01	10:45	X	X		X	X	X			
S-18631-092401-MEJ-002a	U18-SB3	18/20'	Soil	09/24/01	1:00	X	X		X	X	X			
S-18631-092401-MEJ-002b	U18-SB3	40/42'	Soil	09/24/01	3:00	X	X		X	X	X			
S-18631-092501-MEJ-003a	U18-SB4	4/6'	Soil	09/25/01	9:00	X	X		X	X	X			
S-18631-092501-MEJ-003b	U18-SB4	22/24'	Soil	09/25/01	10:00	X	X		X	X	X			
S-18631-092501-MEJ-004a	U18-SB1	2/4'	Soil	09/25/01	11:10	X	X		X	X	X			
S-18631-092501-MEJ-004b	U18-SB1	18/20'	Soil	09/25/01	12:00	X	X		X	X	X			
S-18631-092501-MEJ-005a	U18-SB1	2/4'	Soil	09/25/01	11:20	X	X		X	X	X			Field duplicate of S-18631-092501-MEJ-004a
S-18631-092501-MEJ-005b	U18-SB1	18/20'	Soil	09/25/01	12:15	X	X		X	X	X			Field duplicate of S-18631-092501-MEJ-004b
S-18631-092601-MEJ-006a	U19-SB2	20/22'	Soil	09/26/01	9:00	X	X		X	X	X			MS/MSD
S-18631-092601-MEJ-006b	U19-SB2	28/30'	Soil	09/26/01	9:30	X	X		X	X	X			
S-18631-092601-MEJ-007a	U19-SB1	2/4'	Soil	09/26/01	10:45	X	X		X	X	X			
S-18631-092601-MEJ-007b	U19-SB1	18/20'	Soil	09/26/01	11:30	X	X		X	X	X			
S-18631-092601-MEJ-008a	U19-SB3	0/2'	Soil	09/26/01	12:40	X	X		X	X	X			
S-18631-092601-MEJ-008b	U19-SB3	18/20"	Soil	09/26/01	1:30	X	X		X	X	X			
S-18631-092701-MEJ-009a	U8-SB2	12/14'	Soil	09/27/01	8:10	X	X		X	X	X			
S-18631-092701-MEJ-009b	U8-SB2	18/20'	Soil	09/27/01	8:40	X	X		X	X	X			
S-18631-092701-MEJ-010a	U8-SB3	6/8'	Soil	09/27/01	9:30	X	X		X	X	X			
S-18631-092701-MEJ-010b	U8-SB3	18/20'	Soil	09/27/01	10:20	X	X		X	X	X			
S-18631-092701-MEJ-011a	U8-SB1	18/20'	Soil	09/27/01	12:00	X	X		X	X	X			
S-18631-092801-MEJ-011b	U8-SB1	58/60'	Soil	09/28/01	8:20	X	X		X	X	X			
S-18631-092801-MEJ-012a	U8-SB4	22/24'	Soil	09/28/01	1:00	X	X		X	X	X			
S-18631-100101-MEJ-012b	U8-SB4	50/52'	Soil	10/01/01	9:30	X	X		X	X	X			
S18631-100201-MEJ-013	B16-SS4	0/6"	Soil	10/02/01	1:00	X	X		X	X	X			
S18631-100201-MEJ-014	B16-SS3	0/6"	Soil	10/02/01	1:20	X	X		X	X	X			
S18631-100201-MEJ-015	B16-SS2	0/6"	Soil	10/02/01	1:40	X	X		X	X	X			
S18631-100201-MEJ-016	B16-SS1	0/6"	Soil	10/02/01	2:00	X	X		X	X	X			
S18631-100201-MEJ-017	B16-SS5	0/6"	Soil	10/02/01	2:20	X	X		X	X	X			
S18631-100201-MEJ-018	B16-SS6	0/6"	Soil	10/02/01	2:40	X	X		X	X	X			MS/MSD

TABLE D.1

SAMPLING AND ANALYSIS SUMMARY
REMEDIAL INVESTIGATION/FEASIBILITY STUDY
VON ROLL ISOLA SITE
SCHENECTADY, NEW YORK
SEPTEMBER - NOVEMBER 2001

Sample ID	Location I.D.	Depth	Matrix	Collection Date (mm/dd/yy)	Collection Time (hr:min)	Analysis/Parameters: VOCs	SVOCs	Pesticides	PCBs	TPH (DRO)	Phenols	Cyanide	Metals	Comment
S-18631-100901-MEJ-019a	U6-SB1	4/8'	Soil	10/09/01	10:00	X	X		X	X	X			
S-18631-100901-MEJ-019b	U6-SB1	16/20'	Soil	10/09/01	11:00	X	X		X	X	X			
S-18631-100901-MEJ-020a	U6-SB2	0/4'	Soil	10/09/01	11:30	X	X		X	X	X			
S-18631-100901-MEJ-020b	U6-SB2	16/20	Soil	10/09/01	12:20	X	X		X	X	X			
S-18631-100901-MEJ-021a	U25-SB1	0/4'	Soil	10/09/01	1:30	X	X		X	X	X			
S-18631-100901-MEJ-021b	U25-SB1	16/20'	Soil	10/09/01	2:00	X	X		X	X	X			
S-18631-100901-MEJ-022a	U25-SB2	0/4'	Soil	10/09/01	2:15	X	X		X	X	X			
S-18631-100901-MEJ-022b	U25-SB2	16/20'	Soil	10/09/01	2:40	X	X		X	X	X			
S-18631-100901-MEJ-023a	U25-SB3	0/4'	Soil	10/09/01	3:10	X	X		X	X	X			
S-18631-100901-MEJ-023b	U25-SB3	16/20'	Soil	10/09/01	3:40	X	X		X	X	X			
S-18631-101201-MEJ-024	VRI-1	55/57'	Soil	10/12/01	12:00	X	X		X	X	X			
W-18631-092401-MEJ-001	Split Spoon	-	Water	09/24/01	9:40	X	X		X	X	X			Rinse blank
W-18631-092501-MEJ-002	Split Spoon	-	Water	09/25/01	8:35	X	X		X	X	X			Rinse blank
W-18631-092601-MEJ-003	Split Spoon	-	Water	09/26/01	1:30	X	X		X	X	X			Rinse blank
W-18631-092701-MEJ-004	Split Spoon	-	Water	09/27/01	7:30	X	X		X	X	X			Rinse blank
W-18631-092801-MEJ-005	Split Spoon	-	Water	09/28/01	7:30	X	X		X	X	X			Rinse blank
W-18631-100101-MEJ-006	Split Spoon	-	Water	10/01/01	8:30	X	X		X	X	X			Rinse blank
W-18631-100901-MEJ-007	Split Spoon	-	Water	10/09/01	12:00	X	X		X	X	X			Rinse blank
W-18631-101001-MEJ-008	Decon water	-	Water	10/10/01	12:00	X	X		X	X	X			Rinse blank
GW-18631-RW-001	VRI-4	-	Water	10/16/01	9:15	X	X	X	X	X	X	X	X	
GW-18631-RW-002	VRI-3	-	Water	10/16/01	11:45	X	X	X	X	X	X	X	X	
GW-18631-RW-003	GT-9	-	Water	10/16/01	12:45	X	X	X	X	X	X	X	X	
GW-18631-RW-004	GT-14	-	Water	10/16/01	13:40	X	X	X	X	X	X	X	X	
GW-18631-RW-005	GT-13	-	Water	10/16/01	13:45	X	X	X	X	X	X	X	X	
GW-18631-RW-006	GT-R2	-	Water	10/16/01	14:30	X	X	X	X	X	X	X	X	
GW-18631-RW-007	GT-1	-	Water	10/17/01	8:00	X	X	X	X	X	X	X	X	
GW-18631-RW-008	GT-1	-	Water	10/17/01	8:10	X	X	X	X	X	X	X	X	Field duplicate of GW-18631-RW-007
GW-18631-RW-009	GT-12	-	Water	10/17/01	10:00	X	X	X	X	X	X	X	X	
GW-18631-RW-010	GT-10	-	Water	10/17/01	8:20	X	X	X	X	X	X	X	X	
GW-18631-RW-011	GT-3	-	Water	10/17/01	11:00	X	X	X	X	X	X	X	X	

TABLE D.1

SAMPLING AND ANALYSIS SUMMARY
REMEDIAL INVESTIGATION/FEASIBILITY STUDY
VON ROLL ISOLA SITE
SCHENECTADY, NEW YORK
SEPTEMBER - NOVEMBER 2001

						Analysis/Parameters								
Sample ID	*Location I.D.*	*Depth*	*Matrix*	*Collection Date (mm/dd/yy)*	*Collection Time (hr:min)*	*VOCs*	*SVOCs*	*Pesticides*	*PCBs*	*TPH (DRO)*	*Phenols*	*Cyanide*	*Metals*	*Comment*
GW-18631-RW-012	SMW-2	-	Water	10/17/01	13:00	X	X	X	X	X	X	X	X	
GW-18631-RW-013	GT-4	-	Water	10/17/01	11:30	X	X	X	X	X	X	X	X	
GW-18631-RW-014	SMW-1	-	Water	10/17/01	13:30	X	X	X	X	X	X	X	X	
GW-18631-RW-015	-	-	Water	10/17/01	13:30	X	X	X	X	X	X	X	X	Rinse blank
GW-18631-RW-016	GT-8	-	Water	10/17/01	14:15	X	X	X	X	X	X	X	X	
GW-18631 RW-017	GT-5	-	Water	10/17/01	14:30	X	X	X	X	X	X	X	X	
GW-18631-RW-018	VRI-8	-	Water	10/17/01	15:00	X	X	X	X	X	X	X	X	
GW-18631-RW-019	GT-16	-	Water	10/17/01	16:00	X	X	X	X	X	X	X	X	
GW-18631-RW-020	VRI-7	-	Water	10/18/01	-	X	X	X	X	X	X	X	X	
GW-18631-RW-021	GT-7	-	Water	10/18/01	-	X	X	X	X	X	X	X	X	
GW-18631-RW-022	VRI-6	-	Water	10/18/01	-	X	X	X	X	X	X	X	X	
GW-18631-RW-023	VRI-2	-	Water	10/18/01	8:45	X	X	X	X	X	X	X	X	
GW-18631-RW-024	VRI-1	-	Water	10/18/01	10:45	X	X	X	X	X	X	X	X	
GW-18631-RW-025	GT-15	-	Water	10/18/01	11:45	X	X	X	X	X	X	X	X	
GW-112701-BP-001	VRI-5	-	Water	11/29/01	13:30	X	X	X	X	X	X	X	X	

Notes:

DRO	Diesel Range Organic.
MS	Matrix Spike.
MSD	Matrix Spike Duplicate.
PCBs	Polychlorinated Biphenyls.
SVOCs	Semi-Volatile Organic Compounds.
TPH	Total Petroleum Hydrocarbon.
VOCs	Volatile Organic Compounds.

TABLE D.2A

ANALYTICAL RESULTS SUMMARY - GROUNDWATER
REMEDIAL INVESTIGATION/FEASIBILITY STUDY
VON ROLL ISOLA SITE
SCHENECTADY, NEW YORK
SEPTEMBER - NOVEMBER 2001

	Sample Location:	*GT-1*	*GT-1*	*GT-10*	*GT-12*	*GT-13*	*GT-14*	*GT-15*
	Sample ID:	*GW-18631-RW-007*	*GW-18631-RW-008*	*GW-18631-RW-010*	*GW-18631-RW-009*	*GW-18631-RW-005*	*GW-18631-RW-004*	*GW-18631-RW-025*
	Sample Date:	*10/17/2001*	*10/17/2001*	*10/17/2001*	*10/17/2001*	*10/16/2001*	*10/16/2001*	*10/18/2001*
			Duplicate					
Parameter	*Unit*							
Volatiles								
1,1,1-Trichloroethane	µg/L	1.0 U	1.0 U	1.0 U	1.0 U	1.0 U	1.0 U	1.0 U
1,1,2,2-Tetrachloroethane	µg/L	1.0 U	1.0 U	1.0 U	1.0 U	1.0 U	1.0 U	1.0 U
1,1,2-Trichloroethane	µg/L	1.0 U	1.0 U	1.0 U	1.0 U	1.0 U	1.0 U	1.0 U
1,1-Dichloroethane	µg/L	1.0 U	1.0 U	1.0 U	1.0 U	1.0 U	1.0 U	1.0 U
1,1-Dichloroethene	µg/L	1.0 U	1.0 U	1.0 U	1.0 U	1.0 U	1.0 U	1.0 U
1,2-Dichloroethane	µg/L	1.0 U	1.0 U	1.0 U	1.0 U	1.0 U	1.0 U	1.0 U
1,2-Dichloropropane	µg/L	1.0 U	1.0 U	1.0 U	1.0 U	1.0 U	1.0 U	1.0 U
2-Butanone	µg/L	5.0 U	5.0 U	5.0 U	5.0 U	5.0 U	5.0 U	5.0 UJ
2-Hexanone	µg/L	5.0 U	5.0 U	5.0 U	5.0 U	5.0 U	5.0 U	5.0 UJ
4-Methyl-2-pentanone	µg/L	5.0 U	5.0 U	5.0 U	5.0 U	5.0 U	5.0 U	5.0 U
Acetone	µg/L	10 UJ	10 UJ	10 UJ	10 UJ	10 UJ	10 UJ	10 UJ
Benzene	µg/L	1.0 U	1.0 U	1.0 U	1.0 U	1.1	1.0 U	1.0 U
Bromodichloromethane	µg/L	1.0 U	1.0 U	1.0 U	1.0 U	1.0 U	1.0 U	1.0 U
Bromoform	µg/L	1.0 U	1.0 U	1.0 U	1.0 U	1.0 U	1.0 U	1.0 U
Bromomethane	µg/L	1.0 U	1.0 U	1.0 U	1.0 U	1.0 U	1.0 U	1.0 U
Carbon disulfide	µg/L	1.0 U	1.0 U	1.0 U	1.0 U	1.0 U	1.0 U	1.0 U
Carbon tetrachloride	µg/L	1.0 UJ	1.0 U	1.0 U	1.0 U	1.0 UJ	1.0 UJ	1.0 U
Chlorobenzene	µg/L	1.0 U	1.0 U	1.0 U	1.0 U	1.0 U	1.0 U	1.0 U
Chloroethane	µg/L	2.0 UJ	2.0 U	2.0 U	2.0 U	2.0 UJ	2.0 UJ	2.0 UJ
Chloroform (Trichloromethane)	µg/L	1.0 U	1.0 U	1.0 U	1.0 U	1.0 U	1.0 U	1.0 U
Chloromethane	µg/L	2.0 U	2.0 U	2.0 U	2.0 U	2.0 U	2.0 U	2.0 U
cis-1,2-Dichloroethene	µg/L	1.0 U	1.0 U	1.0 U	1.0 U	1.0 U	1.0 U	1.0 U
cis-1,3-Dichloropropene	µg/L	1.0 U	1.0 U	1.0 U	1.0 U	1.0 U	1.0 U	1.0 U
Dibromochloromethane	µg/L	1.0 U	1.0 U	1.0 U	1.0 U	1.0 U	1.0 U	1.0 U
Ethylbenzene	µg/L	1.0 U	1.0 U	1.0 U	1.0 U	1.0 U	1.0 U	1.0 U
Methylene chloride	µg/L	2.0 U	2.0 U	2.0 U	2.0 U	2.0 U	2.0 U	2.0 U
Styrene	µg/L	1.0 U	1.0 U	1.0 U	1.0 U	1.0 U	1.0 U	1.0 U
Tetrachloroethene	µg/L	1.0 U	1.0 U	1.0 U	1.0 U	1.0 U	1.0 U	1.0 U
Toluene	µg/L	1.0 U	1.0 U	1.0 U	1.0 U	1.0 U	1.0 U	1.0 U
trans-1,2-Dichloroethene	µg/L	1.0 U	1.0 U	1.0 U	1.0 U	1.0 U	1.0 U	1.0 U
trans-1,3-Dichloropropene	µg/L	1.0 U	1.0 U	1.0 U	1.0 U	1.0 U	1.0 U	1.0 U
Trichloroethene	µg/L	1.0 U	1.0 U	1.0 U	1.0 U	1.0 U	1.0 U	4.3
Vinyl chloride	µg/L	2.0 U	2.0 U	2.0 U	2.0 U	2.0 U	2.0 U	2.0 U
Xylene (total)	µg/L	3.0 U	3.0 U	3.0 U	3.0 U	3.0 U	3.0 U	3.0 U

TABLE D.2A

ANALYTICAL RESULTS SUMMARY - GROUNDWATER
REMEDIAL INVESTIGATION/FEASIBILITY STUDY
VON ROLL ISOLA SITE
SCHENECTADY, NEW YORK
SEPTEMBER - NOVEMBER 2001

	Sample Location:	*GT-1*	*GT-1*	*GT-10*	*GT-12*	*GT-13*	*GT-14*	*GT-15*
	Sample ID:	*GW-18631-RW-007*	*GW-18631-RW-008*	*GW-18631-RW-010*	*GW-18631-RW-009*	*GW-18631-RW-005*	*GW-18631-RW-004*	*GW-18631-RW-025*
	Sample Date:	*10/17/2001*	*10/17/2001*	*10/17/2001*	*10/17/2001*	*10/16/2001*	*10/16/2001*	*10/18/2001*
			Duplicate					
Parameter	*Unit*							
Semi-Volatiles								
1,2,4-Trichlorobenzene	µg/L	10 U	10 U	10 U	10 U	10 U	10 U	10 U
1,2-Dichlorobenzene	µg/L	10 U	10 U	10 U	10 U	10 U	10 U	10 U
1,3-Dichlorobenzene	µg/L	10 U	10 U	10 U	10 U	10 U	10 U	10 U
1,4-Dichlorobenzene	µg/L	10 U	10 U	10 U	10 U	10 U	10 U	10 U
2,2'-oxybis(1-Chloropropane)	µg/L	10 U	10 U	10 U	10 U	10 U	10 U	10 U
2,4,5-Trichlorophenol	µg/L	10 U	10 U	10 U	10 U	10 U	10 U	10 U
2,4,6-Trichlorophenol	µg/L	10 U	10 U	10 U	10 U	10 U	10 U	10 U
2,4-Dichlorophenol	µg/L	10 U	10 U	10 U	10 U	10 U	10 U	10 U
2,4-Dimethylphenol	µg/L	10 U	10 U	10 U	10 U	10 U	10 U	10 U
2,4-Dinitrophenol	µg/L	50 U	50 U	50 U	50 U	50 U	50 U	50 U
2,4-Dinitrotoluene	µg/L	10 U	10 U	10 U	10 U	10 U	10 U	10 U
2,6-Dinitrotoluene	µg/L	10 U	10 U	10 U	10 U	10 U	10 U	10 U
2-Chloronaphthalene	µg/L	10 U	10 U	10 U	10 U	10 U	10 U	10 U
2-Chlorophenol	µg/L	10 U	10 U	10 U	10 U	10 U	10 U	10 U
2-Methyl naphthalene	µg/L	10 U	10 U	10 U	10 U	10 U	10 U	10 U
2-Methylphenol	µg/L	10 U	10 U	10 U	10 U	10 U	10 U	10 U
2-Nitroaniline	µg/L	50 U	50 U	50 U	50 U	50 U	50 U	50 U
2-Nitrophenol	µg/L	10 U	10 U	10 U	10 U	10 U	10 U	10 U
3,3'-Dichlorobenzidine	µg/L	50 U	50 U	50 U	50 U	50 U	50 U	50 U
3-Nitroaniline	µg/L	50 U	50 U	50 U	50 U	50 U	50 U	50 U
4,6-Dinitro-2-methylphenol	µg/L	50 U	50 U	50 U	50 U	50 U	50 U	50 U
4-Bromophenyl phenyl ether	µg/L	10 U	10 U	10 U	10 U	10 U	10 U	10 U
4-Chloro-3-methylphenol	µg/L	10 U	10 U	10 U	10 U	10 U	10 U	10 U
4-Chloroaniline	µg/L	10 U	10 U	10 U	10 U	10 U	10 U	10 U
4-Chlorophenyl phenyl ether	µg/L	10 U	10 U	10 U	10 U	10 U	10 U	10 U
4-Methylphenol	µg/L	10 U	10 U	10 U	10 U	10 U	10 U	10 U
4-Nitroaniline	µg/L	50 U	50 U	50 U	50 U	50 U	50 U	50 U
4-Nitrophenol	µg/L	50 U	50 U	50 U	50 U	50 U	50 U	50 UJ
Acenaphthene	µg/L	10 U	10 U	10 U	10 U	10 U	10 U	10 U
Acenaphthylene	µg/L	10 U	10 U	10 U	10 U	10 U	10 U	10 U
Anthracene	µg/L	10 U	10 U	10 U	10 U	10 U	10 U	10 U
Benzo(a)anthracene	µg/L	10 U	10 U	10 U	10 U	10 U	10 U	10 U
Benzo(a)pyrene	µg/L	10 U	10 U	10 U	10 U	10 U	10 U	10 U
Benzo(b)fluoranthene	µg/L	10 U	10 U	10 U	10 U	10 U	10 U	10 U

TABLE D.2A

ANALYTICAL RESULTS SUMMARY - GROUNDWATER
REMEDIAL INVESTIGATION/FEASIBILITY STUDY
VON ROLL ISOLA SITE
SCHENECTADY, NEW YORK
SEPTEMBER - NOVEMBER 2001

	Sample Location:	*GT-1*	*GT-1*	*GT-10*	*GT-12*	*GT-13*	*GT-14*	*GT-15*
	Sample ID:	*GW-18631-RW-007*	*GW-18631-RW-008*	*GW-18631-RW-010*	*GW-18631-RW-009*	*GW-18631-RW-005*	*GW-18631-RW-004*	*GW-18631-RW-025*
	Sample Date:	*10/17/2001*	*10/17/2001*	*10/17/2001*	*10/17/2001*	*10/16/2001*	*10/16/2001*	*10/18/2001*
			Duplicate					
Parameter	*Unit*							
Benzo(g,h,i)perylene	µg/L	10 U	10 U	10 U	10 U	10 U	10 U	10 U
Benzo(k)fluoranthene	µg/L	10 U	10 U	10 U	10 U	10 U	10 U	10 U
bis(2-Chloroethoxy)methane	µg/L	10 U	10 U	10 U	10 U	10 U	10 U	10 U
bis(2-Chloroethyl)ether	µg/L	10 U	10 U	10 U	10 U	10 U	10 U	10 U
bis(2-Ethylhexyl)phthalate	µg/L	10 U	10 U	10 U	10 U	10 U	10 U	10 U
Butyl benzylphthalate	µg/L	10 U	10 U	10 U	10 U	10 U	10 U	10 U
Carbazole	µg/L	10 U	10 U	10 U	10 U	10 U	10 U	10 U
Chrysene	µg/L	10 U	10 U	10 U	10 U	10 U	10 U	10 U
Dibenz(a,h)anthracene	µg/L	10 U	10 U	10 U	10 U	10 U	10 U	10 U
Dibenzofuran	µg/L	10 U	10 U	10 U	10 U	10 U	10 U	10 U
Diethyl phthalate	µg/L	10 U	10 U	10 U	10 U	10 U	10 U	10 U
Dimethyl phthalate	µg/L	10 U	10 U	10 U	10 U	10 U	10 U	10 U
Di-n-butylphthalate	µg/L	10 U	10 U	10 U	10 U	10 U	10 U	10 U
Di-n-octyl phthalate	µg/L	10 U	10 U	10 U	10 U	10 U	10 U	10 U
Fluoranthene	µg/L	10 U	10 U	10 U	10 U	10 U	10 U	10 U
Fluorene	µg/L	10 U	10 U	10 U	10 U	10 U	10 U	10 U
Hexachlorobenzene	µg/L	10 U	10 U	10 U	10 U	10 U	10 U	10 U
Hexachlorobutadiene	µg/L	10 U	10 U	10 U	10 U	10 U	10 U	10 U
Hexachlorocyclopentadiene	µg/L	50 U	50 U	50 U	50 U	50 U	50 U	50 U
Hexachloroethane	µg/L	10 U	10 U	10 U	10 U	10 U	10 U	10 U
Indeno(1,2,3-cd)pyrene	µg/L	10 U	10 U	10 U	10 U	10 U	10 U	10 U
Isophorone	µg/L	10 U	10 U	10 U	10 U	10 U	10 U	10 U
Naphthalene	µg/L	10 U	10 U	10 U	10 U	10 U	10 U	10 U
Nitrobenzene	µg/L	10 U	10 U	10 U	10 U	10 U	10 U	10 U
N-Nitrosodi-n-propylamine	µg/L	10 U	10 U	10 U	10 U	10 U	10 U	10 U
N-Nitrosodiphenylamine	µg/L	10 U	10 U	10 U	10 U	10 U	10 U	10 U
Pentachlorophenol	µg/L	50 U	50 U	50 U	50 U	50 U	50 U	50 U
Phenanthrene	µg/L	10 U	10 U	10 U	10 U	10 U	10 U	10 U
Phenol	µg/L	10 U	10 U	10 U	10 U	10 U	10 U	10 U
Pyrene	µg/L	10 U	10 U	10 U	10 U	10 U	10 U	10 U

TABLE D.2A

ANALYTICAL RESULTS SUMMARY - GROUNDWATER
REMEDIAL INVESTIGATION/FEASIBILITY STUDY
VON ROLL ISOLA SITE
SCHENECTADY, NEW YORK
SEPTEMBER - NOVEMBER 2001

	Sample Location:	*GT-1*	*GT-1*	*GT-10*	*GT-12*	*GT-13*	*GT-14*	*GT-15*
	Sample ID:	*GW-18631-RW-007*	*GW-18631-RW-008*	*GW-18631-RW-010*	*GW-18631-RW-009*	*GW-18631-RW-005*	*GW-18631-RW-004*	*GW-18631-RW-025*
	Sample Date:	*10/17/2001*	*10/17/2001*	*10/17/2001*	*10/17/2001*	*10/16/2001*	*10/16/2001*	*10/18/2001*
			Duplicate					
Parameter	*Unit*							
Metals								
Aluminum	µg/L	81.1 U	66.9 U	734 U	213 U	14.6 U	2830	23.8 U
Antimony	µg/L	4.1 U	4.1 U	4.1 U	4.1 U	4.1 U	4.1 U	4.1 U
Arsenic	µg/L	2.0 U	2.0 U	2.0 U	2.0 U	2.0 U	2.0 U	2.0 U
Barium	µg/L	28.2	28.8	33.6	43.9	88.7	44.9	44.2
Beryllium	µg/L	0.077 U	0.077 U	0.077 U	0.077 U	0.077 U	0.24 U	0.077 U
Cadmium	µg/L	0.63 U	0.63 U	0.72	0.63 U	0.63 U	0.63 U	0.63 U
Calcium	µg/L	72600 J	74400 J	112000 J	131000 J	132000 J	118000 J	73300
Chromium	µg/L	1.7	2.1	2.7	3.7	2.8	7.6	1.8
Cobalt	µg/L	2.6 U	2.6 U	2.6 U	2.6 U	2.6 U	2.6	2.6 U
Copper	µg/L	3.4 U	2.5 U	2.0 U	1.3 U	2.3	10.0	4.3 U
Iron	µg/L	111	113	1060	327	194	4710	16.5 U
Lead	µg/L	1.8 U	2.9	3.1	1.8 U	1.8 U	1.9	1.8 U
Magnesium	µg/L	7340	7480	11200	13500	11300	15600	10900
Manganese	µg/L	3.9	3.9	25.6	8.4	839	111	0.88 U
Mercury	µg/L	0.088 U	0.054 U	0.086 U	0.054 U	0.054 U	0.054 U	0.054 U
Nickel	µg/L	7.9 U	7.9 U	7.9 U	7.9 U	7.9 U	7.9 U	7.9 U
Potassium	µg/L	795 U	519 U	755 U	942 U	1360	2200	1070 U
Selenium	µg/L	3.2 U	3.2 U	3.2 U	3.2 U	3.2 U	3.2 U	3.2 U
Silver	µg/L	0.75 U	0.75 U	0.75 U	1.6	0.75 U	0.75 U	0.75 U
Sodium	µg/L	100000	105000	3690	31700	277000	2980	24600
Thallium	µg/L	5.7 U	5.7 U	5.7 U	5.7 U	5.7 U	5.7 U	5.7 U
Vanadium	µg/L	4.1 U	4.1 U	4.1 U	4.1 U	4.8	9.5	7.5 U
Zinc	µg/L	3.2 U	4.1 U	7.3 U	3.2 U	10.9 U	51.3	3.2 U
PCBs								
Aroclor-1016 (PCB-1016)	µg/L	1.0 U	1.0 U	1.0 U	1.0 U	1.0 U	1.0 U	1.0 U
Aroclor-1221 (PCB-1221)	µg/L	1.0 U	1.0 U	1.0 U	1.0 U	1.0 U	1.0 U	1.0 U
Aroclor-1232 (PCB-1232)	µg/L	1.0 U	1.0 U	1.0 U	1.0 U	1.0 U	1.0 U	1.0 U
Aroclor-1242 (PCB-1242)	µg/L	2.5	3.7	1.0 U	1.0 U	1.0 U	1.0 U	1.0 U
Aroclor-1248 (PCB-1248)	µg/L	1.0 U	1.0 U	1.0 U	1.0 U	1.0 U	1.0 U	1.0 U
Aroclor-1254 (PCB-1254)	µg/L	1.0 U	1.0 U	1.0 U	1.0 U	1.0 U	1.0 U	1.0 U
Aroclor-1260 (PCB-1260)	µg/L	1.0 U	1.0 U	1.0 U	1.0 U	1.0 U	1.0 U	1.0 U

TABLE D.2A

ANALYTICAL RESULTS SUMMARY - GROUNDWATER
REMEDIAL INVESTIGATION/FEASIBILITY STUDY
VON ROLL ISOLA SITE
SCHENECTADY, NEW YORK
SEPTEMBER - NOVEMBER 2001

	Sample Location:	*GT-1*	*GT-1*	*GT-10*	*GT-12*	*GT-13*	*GT-14*	*GT-15*
	Sample ID:	*GW-18631-RW-007*	*GW-18631-RW-008*	*GW-18631-RW-010*	*GW-18631-RW-009*	*GW-18631-RW-005*	*GW-18631-RW-004*	*GW-18631-RW-025*
	Sample Date:	*10/17/2001*	*10/17/2001*	*10/17/2001*	*10/17/2001*	*10/16/2001*	*10/16/2001*	*10/18/2001*
			Duplicate					
Parameter	*Unit*							
Pesticides								
4,4'-DDD	µg/L	0.050 U	0.050 U	0.050 U	0.050 U	0.050 U	0.050 U	0.050 U
4,4'-DDE	µg/L	0.0055 J	0.0097 J	0.050 U	0.050 U	0.050 U	0.050 U	0.050 U
4,4'-DDT	µg/L	0.050 U	0.050 U	0.050 U	0.050 U	0.050 U	0.050 U	0.050 U
Aldrin	µg/L	0.050 U	0.050 U	0.050 U	0.050 U	0.050 U	0.050 U	0.050 U
alpha-BHC	µg/L	0.050 U	0.050 U	0.050 U	0.050 U	0.050 U	0.050 U	0.050 U
beta-BHC	µg/L	0.050 U	0.050 U	0.050 U	0.050 U	0.050 U	0.050 U	0.050 U
Chlordane	µg/L	0.50 U	0.50 U	0.50 U	0.50 U	0.50 U	0.50 U	0.50 U
delta-BHC	µg/L	0.050 U	0.050 U	0.050 U	0.050 U	0.050 U	0.050 U	0.050 U
Dieldrin	µg/L	0.050 U	0.050 U	0.050 U	0.050 U	0.050 U	0.050 U	0.050 U
Endosulfan I	µg/L	0.050 U	0.050 U	0.050 U	0.050 U	0.050 U	0.050 U	0.050 U
Endosulfan II	µg/L	0.050 U	0.050 U	0.050 U	0.050 U	0.050 U	0.050 U	0.050 U
Endosulfan sulfate	µg/L	0.050 U	0.050 U	0.050 U	0.050 U	0.050 U	0.050 U	0.050 U
Endrin aldehyde	µg/L	0.050 U	0.050 U	0.050 U	0.050 U	0.050 U	0.050 U	0.050 U
Endrin ketone	µg/L	0.050 U	0.050 U	0.050 U	0.050 U	0.050 U	0.050 U	0.050 U
Endrin	µg/L	0.050 U	0.050 U	0.050 U	0.050 U	0.050 U	0.050 U	0.050 U
gamma-BHC (Lindane)	µg/L	0.050 U	0.050 U	0.050 U	0.050 U	0.050 U	0.050 U	0.050 U
Heptachlor epoxide	µg/L	0.050 U	0.050 U	0.050 U	0.050 U	0.050 U	0.050 U	0.050 U
Heptachlor	µg/L	0.050 U	0.050 U	0.050 U	0.050 U	0.050 U	0.050 U	0.050 U
Methoxychlor	µg/L	0.10 U	0.10 U	0.10 U	0.10 U	0.10 U	0.10 U	0.10 U
Toxaphene	µg/L	2.0 U	2.0 U	2.0 U	2.0 U	2.0 U	2.0 U	2.0 U
General Chemistry								
Cyanide (total)	µg/L	10.0 U	10.0 U	10.0 U	10.0 U	10.0 U	10.0 U	10.0 U
Phenolics (Total)	mg/L	0.010 U	0.010 U	0.010 U	0.010 U	0.010 U	0.010 U	0.010 U
Total Petroleum Hydrocarbons (C21-C28)	mg/L	0.47 U	0.47 U	0.49 U	0.47 U	0.36 J	0.50 U	0.46 U

Notes:

J	Estimated.
PCBs	Polychlorinated Biphenyls.
U	Non-detect at associated value.

TABLE D.2A

ANALYTICAL RESULTS SUMMARY - GROUNDWATER
REMEDIAL INVESTIGATION/FEASIBILITY STUDY
VON ROLL ISOLA SITE
SCHENECTADY, NEW YORK
SEPTEMBER - NOVEMBER 2001

	Sample Location:	*GT-16*	*GT-3*	*GT-4*	*GT-5*	*GT-7*	*GT-8*	*GT-9*
	Sample ID:	*GW-18631-RW-019*	*GW-18631-RW-011*	*GW-18631-RW-013*	*GW-18631-RW-017*	*GW-18631-RW-021*	*GW-18631-RW-016*	*GW-18631-RW-003*
	Sample Date:	*10/17/2001*	*10/17/2001*	*10/17/2001*	*10/17/2001*	*10/18/2001*	*10/17/2001*	*10/16/2001*
Parameter	*Unit*							
Volatiles								
1,1,1-Trichloroethane	µg/L	1.1	1.0 U	1.0 U	1.0 U	1.4	1.0 U	1.0 U
1,1,2,2-Tetrachloroethane	µg/L	1.0 U	1.0 U	1.0 U	1.0 U	1.0 U	1.0 U	1.0 U
1,1,2-Trichloroethane	µg/L	1.0 U	1.0 U	1.0 U	1.0 U	1.0 U	1.0 U	1.0 U
1,1-Dichloroethane	µg/L	1.0 U	1.0 U	1.0 U	1.0 U	1.0 U	1.0 U	1.0 U
1,1-Dichloroethene	µg/L	1.0 U	1.0 U	1.0 U	1.0 U	1.0 U	1.0 U	1.0 U
1,2-Dichloroethane	µg/L	1.0 U	1.0 U	1.0 U	1.0 U	1.0 U	1.0 U	1.0 U
1,2-Dichloropropane	µg/L	1.0 U	1.0 U	1.0 U	1.0 U	1.0 U	1.0 U	1.0 U
2-Butanone	µg/L	5.0 U	5.0 UJ	5.0 U	5.0 UJ	5.0 UJ	5.0 UJ	5.0 U
2-Hexanone	µg/L	5.0 U	5.0 UJ	5.0 U	5.0 UJ	5.0 UJ	5.0 UJ	5.0 U
4-Methyl-2-pentanone	µg/L	5.0 U	5.0 U	5.0 U	5.0 U	5.0 U	5.0 U	5.0 U
Acetone	µg/L	10 UJ	10 UJ	10 UJ	10 UJ	10 UJ	10 UJ	10 UJ
Benzene	µg/L	1.0 U	1.0 U	1.0 U	1.0 U	46	1.0 U	1.0 U
Bromodichloromethane	µg/L	1.0 U	1.0 U	1.0 U	1.0 U	1.0 U	1.0 U	1.0 U
Bromoform	µg/L	1.0 U	1.0 U	1.0 U	1.0 U	1.0 U	1.0 U	1.0 U
Bromomethane	µg/L	1.0 U	1.0 U	1.0 U	1.0 U	1.0 U	1.0 U	1.0 U
Carbon disulfide	µg/L	1.0 U	1.0 U	1.0 U	1.0 U	1.0 U	1.0 U	1.0 U
Carbon tetrachloride	µg/L	1.0 U	1.0 U	1.0 U	1.0 U	1.0 U	1.0 U	1.0 UJ
Chlorobenzene	µg/L	1.0 U	1.0 U	1.0 U	1.0 U	1.0 U	1.0 U	1.0 U
Chloroethane	µg/L	2.0 U	2.0 UJ	2.0 U	2.0 UJ	2.0 UJ	2.0 UJ	2.0 UJ
Chloroform (Trichloromethane)	µg/L	1.0 U	1.0 U	1.0 U	4.4	1.0 U	1.0 U	1.0 U
Chloromethane	µg/L	2.0 U	2.0 U	2.0 U	2.0 U	2.0 U	2.0 U	2.0 U
cis-1,2-Dichloroethene	µg/L	1.0 U	1.0 U	1.0 U	1.0 U	1.0 U	1.0 U	1.0 U
cis-1,3-Dichloropropene	µg/L	1.0 U	1.0 U	1.0 U	1.0 U	1.0 U	1.0 U	1.0 U
Dibromochloromethane	µg/L	1.0 U	1.0 U	1.0 U	1.0 U	1.0 U	1.0 U	1.0 U
Ethylbenzene	µg/L	1.0 U	1.0 U	1.0 U	1.0 U	82	1.0 U	1.0 U
Methylene chloride	µg/L	2.0 U	2.0 U	2.0 U	2.0 U	2.0 U	2.0 U	2.0 U
Styrene	µg/L	1.0 U	1.0 U	1.0 U	1.0 U	1.0 U	1.0 U	1.0 U
Tetrachloroethene	µg/L	1.0 U	1.0 U	1.0 U	1.0 U	1.0 U	1.0 U	1.0 U
Toluene	µg/L	1.0 U	1.0 U	1.0 U	1.0 U	5.2	1.0 U	1.0 U
trans-1,2-Dichloroethene	µg/L	1.0 U	1.0 U	1.0 U	1.0 U	1.0 U	1.0 U	1.0 U
trans-1,3-Dichloropropene	µg/L	1.0 U	1.0 U	1.0 U	1.0 U	1.0 U	1.0 U	1.0 U
Trichloroethene	µg/L	1.0 U	1.0 U	1.0 U	1.3	2.2	1.0 U	1.0 U
Vinyl chloride	µg/L	2.0 U	2.0 U	2.0 U	2.0 U	2.0 U	2.0 U	2.0 U
Xylene (total)	µg/L	3.0 U	3.0 U	3.0 U	3.0 U	350	3.0 U	8.2

TABLE D.2A

ANALYTICAL RESULTS SUMMARY - GROUNDWATER
REMEDIAL INVESTIGATION/FEASIBILITY STUDY
VON ROLL ISOLA SITE
SCHENECTADY, NEW YORK
SEPTEMBER - NOVEMBER 2001

	Sample Location:	*GT-16*	*GT-3*	*GT-4*	*GT-5*	*GT-7*	*GT-8*	*GT-9*
	Sample ID:	*GW-18631-RW-019*	*GW-18631-RW-011*	*GW-18631-RW-013*	*GW-18631-RW-017*	*GW-18631-RW-021*	*GW-18631-RW-016*	*GW-18631-RW-003*
	Sample Date:	*10/17/2001*	*10/17/2001*	*10/17/2001*	*10/17/2001*	*10/18/2001*	*10/17/2001*	*10/16/2001*
Parameter	*Unit*							
Semi-Volatiles								
1,2,4-Trichlorobenzene	µg/L	10 U	10 U	10 U	10 U	10 U	10 U	10 U
1,2-Dichlorobenzene	µg/L	10 U	10 U	10 U	10 U	10 U	10 U	10 U
1,3-Dichlorobenzene	µg/L	10 U	10 U	10 U	10 U	10 U	10 U	10 U
1,4-Dichlorobenzene	µg/L	10 U	10 U	10 U	10 U	10 U	10 U	10 U
2,2'-oxybis(1-Chloropropane)	µg/L	10 U	10 U	10 U	10 U	10 U	10 U	10 U
2,4,5-Trichlorophenol	µg/L	10 U	10 U	10 U	10 U	10 U	10 U	10 U
2,4,6-Trichlorophenol	µg/L	10 U	10 U	10 U	10 U	10 U	10 U	10 U
2,4-Dichlorophenol	µg/L	10 U	10 U	10 U	10 U	10 U	10 U	10 U
2,4-Dimethylphenol	µg/L	10 U	10 U	10 U	10 U	10 U	10 U	10 U
2,4-Dinitrophenol	µg/L	50 U	50 U	50 U	50 U	50 U	50 U	50 U
2,4-Dinitrotoluene	µg/L	10 U	10 U	10 U	10 U	10 U	10 U	10 U
2,6-Dinitrotoluene	µg/L	10 U	10 U	10 U	10 U	10 U	10 U	10 U
2-Chloronaphthalene	µg/L	10 U	10 U	10 U	10 U	10 U	10 U	10 U
2-Chlorophenol	µg/L	10 U	10 U	10 U	10 U	10 U	10 U	10 U
2-Methyl naphthalene	µg/L	10 U	10 U	10 U	10 U	37	10 U	10 U
2-Methylphenol	µg/L	10 U	10 U	10 U	10 U	1.3 J	10 U	10 U
2-Nitroaniline	µg/L	50 U	50 U	50 U	50 U	50 U	50 U	50 U
2-Nitrophenol	µg/L	10 U	10 U	10 U	10 U	10 U	10 U	10 U
3,3'-Dichlorobenzidine	µg/L	50 U	50 U	50 U	50 U	50 U	50 U	50 U
3-Nitroaniline	µg/L	50 U	50 U	50 U	50 U	50 U	50 U	50 U
4,6-Dinitro-2-methylphenol	µg/L	50 U	50 U	50 U	50 U	50 U	50 U	50 U
4-Bromophenyl phenyl ether	µg/L	10 U	10 U	10 U	10 U	10 U	10 U	10 U
4-Chloro-3-methylphenol	µg/L	10 U	10 U	10 U	10 U	10 U	10 U	10 U
4-Chloroaniline	µg/L	10 U	10 U	10 U	10 U	10 U	10 U	10 U
4-Chlorophenyl phenyl ether	µg/L	10 U	10 U	10 U	10 U	10 U	10 U	10 U
4-Methylphenol	µg/L	10 U	10 U	10 U	10 U	10 U	10 U	10 U
4-Nitroaniline	µg/L	50 U	50 U	50 U	50 U	50 U	50 U	50 U
4-Nitrophenol	µg/L	50 UJ	50 U	50 U	50 U	50 UJ	50 U	50 U
Acenaphthene	µg/L	10 U	10 U	10 U	10 U	0.73 J	10 U	10 U
Acenaphthylene	µg/L	10 U	10 U	10 U	10 U	10 U	10 U	10 U
Anthracene	µg/L	10 U	10 U	10 U	10 U	10 U	10 U	10 U
Benzo(a)anthracene	µg/L	10 U	10 U	10 U	10 U	10 U	10 U	10 U
Benzo(a)pyrene	µg/L	10 U	10 U	10 U	10 U	10 U	10 U	10 U
Benzo(b)fluoranthene	µg/L	10 U	10 U	10 U	10 U	10 U	10 U	10 U

TABLE D.2A

ANALYTICAL RESULTS SUMMARY - GROUNDWATER
REMEDIAL INVESTIGATION/FEASIBILITY STUDY
VON ROLL ISOLA SITE
SCHENECTADY, NEW YORK
SEPTEMBER - NOVEMBER 2001

	Sample Location:	*GT-16*	*GT-3*	*GT-4*	*GT-5*	*GT-7*	*GT-8*	*GT-9*
	Sample ID:	*GW-18631-RW-019*	*GW-18631-RW-011*	*GW-18631-RW-013*	*GW-18631-RW-017*	*GW-18631-RW-021*	*GW-18631-RW-016*	*GW-18631-RW-003*
	Sample Date:	*10/17/2001*	*10/17/2001*	*10/17/2001*	*10/17/2001*	*10/18/2001*	*10/17/2001*	*10/16/2001*
Parameter	*Unit*							
Benzo(g,h,i)perylene	µg/L	10 U	10 U	10 U	10 UJ	10 U	10 U	10 U
Benzo(k)fluoranthene	µg/L	10 U	10 U	10 U	10 U	10 U	10 U	10 U
bis(2-Chloroethoxy)methane	µg/L	10 U	10 U	10 U	10 U	10 U	10 U	10 U
bis(2-Chloroethyl)ether	µg/L	10 U	10 U	10 U	10 U	10 U	10 U	10 U
bis(2-Ethylhexyl)phthalate	µg/L	10 U	10 U	10 U	10 U	10 U	10 U	10 U
Butyl benzylphthalate	µg/L	10 U	10 U	10 U	10 U	10 U	10 U	10 U
Carbazole	µg/L	10 U	10 U	10 U	10 U	10 U	10 U	10 U
Chrysene	µg/L	10 U	10 U	10 U	10 U	10 U	10 U	10 U
Dibenz(a,h)anthracene	µg/L	10 U	10 U	10 U	10 UJ	10 U	10 U	10 U
Dibenzofuran	µg/L	10 U	10 U	10 U	10 U	0.97 J	10 U	10 U
Diethyl phthalate	µg/L	10 U	10 U	10 U	10 U	10 U	10 U	10 U
Dimethyl phthalate	µg/L	10 U	10 U	10 U	10 U	10 U	10 U	10 U
Di-n-butylphthalate	µg/L	10 U	10 U	10 U	10 U	10 U	10 U	10 U
Di-n-octyl phthalate	µg/L	10 U	10 U	10 U	10 U	10 U	10 U	10 U
Fluoranthene	µg/L	10 U	10 U	10 U	10 U	10 U	10 U	10 U
Fluorene	µg/L	10 U	10 U	10 U	10 U	10 U	10 U	10 U
Hexachlorobenzene	µg/L	10 U	10 U	10 U	10 U	10 U	10 U	10 U
Hexachlorobutadiene	µg/L	10 U	10 U	10 U	10 U	10 U	10 U	10 U
Hexachlorocyclopentadiene	µg/L	50 U	50 U	50 U	50 U	50 U	50 U	50 U
Hexachloroethane	µg/L	10 U	10 U	10 U	10 U	10 U	10 U	10 U
Indeno(1,2,3-cd)pyrene	µg/L	10 U	10 U	10 U	10 UJ	10 U	10 U	10 U
Isophorone	µg/L	10 U	10 U	10 U	10 U	10 U	10 U	10 U
Naphthalene	µg/L	10 U	10 U	10 U	10 U	75	10 U	10 U
Nitrobenzene	µg/L	10 U	10 U	10 U	10 U	10 U	10 U	10 U
N-Nitrosodi-n-propylamine	µg/L	10 U	10 U	10 U	10 U	10 U	10 U	10 U
N-Nitrosodiphenylamine	µg/L	10 U	10 U	10 U	10 U	10 U	10 U	10 U
Pentachlorophenol	µg/L	50 U	50 U	50 U	50 U	50 U	50 U	50 U
Phenanthrene	µg/L	10 U	10 U	10 U	10 U	10 U	10 U	10 U
Phenol	µg/L	10 U	10 U	10 U	10 U	10 U	10 U	10 U
Pyrene	µg/L	10 U	10 U	10 U	10 U	10 U	10 U	10 U

TABLE D.2A

ANALYTICAL RESULTS SUMMARY - GROUNDWATER
REMEDIAL INVESTIGATION/FEASIBILITY STUDY
VON ROLL ISOLA SITE
SCHENECTADY, NEW YORK
SEPTEMBER - NOVEMBER 2001

	Sample Location:	*GT-16*	*GT-3*	*GT-4*	*GT-5*	*GT-7*	*GT-8*	*GT-9*
	Sample ID:	*GW-18631-RW-019*	*GW-18631-RW-011*	*GW-18631-RW-013*	*GW-18631-RW-017*	*GW-18631-RW-021*	*GW-18631-RW-016*	*GW-18631-RW-003*
	Sample Date:	*10/17/2001*	*10/17/2001*	*10/17/2001*	*10/17/2001*	*10/18/2001*	*10/17/2001*	*10/16/2001*
Parameter	*Unit*							
Metals								
Aluminum	µg/L	544	2350	201 U	115 U	3400	18300	40.1 U
Antimony	µg/L	4.1 U	4.1 U	4.1 U	4.7	4.1 U	4.1 U	4.4
Arsenic	µg/L	2.1	2.0 U	2.0 U	2.0 U	2.2	10.1	2.0
Barium	µg/L	38.7	44.8	33.2	31.5	119	154	25.5
Beryllium	µg/L	0.090 U	0.080 U	0.077 U	0.077 U	0.18 U	1.1 U	0.077 U
Cadmium	µg/L	0.63 U	0.94	0.63 U	0.63 U	0.63 U	0.63 U	0.63 U
Calcium	µg/L	116000	113000 J	81400 J	93700 J	174000	106000 J	67400 J
Chromium	µg/L	99.6	5.5	1.8	2.0	6.4	20.8	1.3
Cobalt	µg/L	2.6 U	2.6 U	2.6 U	2.6 U	4.6	15.3	2.6 U
Copper	µg/L	3.8 U	10.2	2.3 U	1.3 U	8.8 U	32.7	5.0
Iron	µg/L	1300	3380	302	149	5170	32400	52.3
Lead	µg/L	1.8 U	1.8 U	1.8 U	1.8 U	2.3	16.2	2.4
Magnesium	µg/L	11700	11700	11100	12900	21300	15000	4530
Manganese	µg/L	23.2	89.2	9.0	4.5	2920	761	46.4
Mercury	µg/L	0.054 U	0.068 U	0.087 U	0.054 U	0.13	0.062 U	0.054 U
Nickel	µg/L	52.2	9.7	7.9 U	7.9 U	7.9 U	23.0	7.9 U
Potassium	µg/L	1420 U	1760 U	1110 U	1370 U	3000 U	5920	1540
Selenium	µg/L	3.2 U	3.2 U	3.2 U	3.2 U	3.2 U	5.8	3.2 U
Silver	µg/L	0.75 U	0.75 U	0.75 U	0.75 U	0.75 U	0.75 U	0.75 U
Sodium	µg/L	58900	58300	47900	56800	114000	4040	8160
Thallium	µg/L	5.7 U	5.7 U	5.7 U	8.9 U	5.7 U	5.7 U	5.7 U
Vanadium	µg/L	5.2 U	7.1	4.1 U	4.1 U	10.1 U	38.3	4.1 U
Zinc	µg/L	3.8	49.3	5.5 U	20.5 U	15.8	85.9	15.9 U
PCBs								
Aroclor-1016 (PCB-1016)	µg/L	1.0 U	1.0 U	1.0 U	1.0 U	1.0 U	1.0 U	1.0 U
Aroclor-1221 (PCB-1221)	µg/L	1.0 U	1.0 U	1.0 U	1.0 U	1.0 U	1.0 U	1.0 U
Aroclor-1232 (PCB-1232)	µg/L	1.0 U	1.0 U	1.0 U	1.0 U	1.0 U	1.0 U	1.0 U
Aroclor-1242 (PCB-1242)	µg/L	1.0 U	1.0 U	1.0 U	1.0 U	1.0 U	1.0 U	1.0 U
Aroclor-1248 (PCB-1248)	µg/L	1.0 U	1.0 U	1.0 U	1.0 U	1.0 U	1.0 U	1.0 U
Aroclor-1254 (PCB-1254)	µg/L	1.0 U	1.0 U	1.0 U	1.0 U	1.0 U	1.0 U	1.0 U
Aroclor-1260 (PCB-1260)	µg/L	1.0 U	1.0 U	1.0 U	1.0 U	1.0 U	1.0 U	1.0 U

TABLE D.2A

ANALYTICAL RESULTS SUMMARY - GROUNDWATER
REMEDIAL INVESTIGATION/FEASIBILITY STUDY
VON ROLL ISOLA SITE
SCHENECTADY, NEW YORK
SEPTEMBER - NOVEMBER 2001

	Sample Location:	*GT-16*	*GT-3*	*GT-4*	*GT-5*	*GT-7*	*GT-8*	*GT-9*
	Sample ID:	*GW-18631-RW-019*	*GW-18631-RW-011*	*GW-18631-RW-013*	*GW-18631-RW-017*	*GW-18631-RW-021*	*GW-18631-RW-016*	*GW-18631-RW-003*
	Sample Date:	*10/17/2001*	*10/17/2001*	*10/17/2001*	*10/17/2001*	*10/18/2001*	*10/17/2001*	*10/16/2001*
Parameter	*Unit*							
Pesticides								
4,4'-DDD	µg/L	0.050 U	0.050 U	0.050 U	0.050 U	0.010 J	0.050 U	0.050 U
4,4'-DDE	µg/L	0.050 U	0.050 U	0.050 U	0.050 U	0.050 U	0.050 U	0.0052 J
4,4'-DDT	µg/L	0.050 U	0.050 U	0.050 U	0.050 U	0.050 U	0.050 U	0.050 U
Aldrin	µg/L	0.050 U	0.050 U	0.050 U	0.050 U	0.050 U	0.050 U	0.050 U
alpha-BHC	µg/L	0.050 U	0.050 U	0.050 U	0.050 U	0.050 U	0.050 U	0.050 U
beta-BHC	µg/L	0.050 U	0.050 U	0.050 U	0.050 U	0.050 U	0.050 U	0.050 U
Chlordane	µg/L	0.50 U	0.50 U	0.50 U	0.50 U	0.50 U	0.50 U	0.50 U
delta-BHC	µg/L	0.050 U	0.050 U	0.050 U	0.050 U	0.050 U	0.050 U	0.050 U
Dieldrin	µg/L	0.050 U	0.050 U	0.050 U	0.050 U	0.050 U	0.050 U	0.0056 J
Endosulfan I	µg/L	0.050 U	0.050 U	0.050 U	0.050 U	0.050 U	0.050 U	0.050 U
Endosulfan II	µg/L	0.050 U	0.050 U	0.050 U	0.050 U	0.017 J	0.050 U	0.050 U
Endosulfan sulfate	µg/L	0.050 U	0.050 U	0.050 U	0.050 U	0.050 U	0.050 U	0.050 U
Endrin aldehyde	µg/L	0.050 U	0.050 U	0.050 U	0.050 U	0.050 U	0.050 U	0.050 U
Endrin ketone	µg/L	0.050 U	0.050 U	0.050 U	0.050 U	0.050 U	0.050 U	0.050 U
Endrin	µg/L	0.050 U	0.050 U	0.050 U	0.050 U	0.050 U	0.050 U	0.050 U
gamma-BHC (Lindane)	µg/L	0.050 U	0.050 U	0.050 U	0.050 U	0.018 J	0.050 U	0.050 U
Heptachlor epoxide	µg/L	0.050 U	0.050 U	0.050 U	0.050 U	0.0034 J	0.050 U	0.050 U
Heptachlor	µg/L	0.050 U	0.050 U	0.050 U	0.050 U	0.050 U	0.050 U	0.050 U
Methoxychlor	µg/L	0.10 U	0.10 U	0.10 U	0.10 U	0.10 U	0.10 U	0.10 U
Toxaphene	µg/L	2.0 U	2.0 U	2.0 U	2.0 U	2.0 U	2.0 U	2.0 U
General Chemistry								
Cyanide (total)	µg/L	10.0 U	10.0 U	10.0 U	10.0 U	10.0 U	10.0 U	10.0 U
Phenolics (Total)	mg/L	0.010 U	0.010 U	0.010 U	0.010 U	0.010 U	0.010 U	0.010 U
Total Petroleum Hydrocarbons (C21-C28)	mg/L	0.49 U	0.50 U	0.47 U	0.47 U	8.7 J	0.48 U	0.36 J

Notes:

J	Estimated.
PCBs	Polychlorinated Biphenyls.
U	Non-detect at associated value.

TABLE D.2A

ANALYTICAL RESULTS SUMMARY - GROUNDWATER
REMEDIAL INVESTIGATION/FEASIBILITY STUDY
VON ROLL ISOLA SITE
SCHENECTADY, NEW YORK
SEPTEMBER - NOVEMBER 2001

	Sample Location:	*GT-R2*	*Rinse Blank*	*SMW-1*	*SMW-2*	*VRI-1*	*VRI-2*
	Sample ID:	*GW-18631-RW-006*	*GW-18631-RW-015*	*GW-18631-RW-014*	*GW-18631-RW-012*	*GW-18631-RW-024*	*GW-18631-RW-023*
	Sample Date:	*10/16/2001*	*10/17/2001*	*10/17/2001*	*10/17/2001*	*10/18/2001*	*10/18/2001*
Parameter	*Unit*						
Volatiles							
1,1,1-Trichloroethane	µg/L	1.0 U	1.0 U	1.0 U	1.0 U	20 U	1.0 U
1,1,2,2-Tetrachloroethane	µg/L	1.0 U	1.0 U	1.0 U	1.0 U	20 U	1.0 U
1,1,2-Trichloroethane	µg/L	1.0 U	1.0 U	1.0 U	1.0 U	20 U	1.0 U
1,1-Dichloroethane	µg/L	1.0 U	1.0 U	1.0 U	1.0 U	20 U	1.0 U
1,1-Dichloroethene	µg/L	1.0 U	1.0 U	1.0 U	1.0 U	20 U	1.0 U
1,2-Dichloroethane	µg/L	1.0 U	1.0 U	1.0 U	1.0 U	20 U	1.0 U
1,2-Dichloropropane	µg/L	1.0 U	1.0 U	1.0 U	1.0 U	20 U	1.0 U
2-Butanone	µg/L	5.0 U	5.0 U	5.0 U	5.0 U	100 UJ	5.0 U
2-Hexanone	µg/L	5.0 U	5.0 U	5.0 U	5.0 U	100 UJ	5.0 U
4-Methyl-2-pentanone	µg/L	5.0 U	5.0 U	5.0 U	5.0 U	100 U	5.0 U
Acetone	µg/L	10 UJ	4.3 J	10 UJ	10 UJ	200 UJ	10 UJ
Benzene	µg/L	1.0 U	1.0 U	1.0 U	1.0 U	20 U	1.0 U
Bromodichloromethane	µg/L	1.0 U	1.0 U	1.0 U	1.0 U	20 U	1.0 U
Bromoform	µg/L	1.0 U	1.0 U	1.0 U	1.0 U	20 U	1.0 U
Bromomethane	µg/L	1.0 U	1.0 U	1.0 U	1.0 U	20 U	1.0 U
Carbon disulfide	µg/L	1.0 U	1.0 U	1.0 U	1.0 U	20 U	1.0 U
Carbon tetrachloride	µg/L	1.0 UJ	1.0 U	1.0 U	1.0 U	20 U	1.0 U
Chlorobenzene	µg/L	1.0 U	1.0 U	1.0 U	1.0 U	20 U	1.0 U
Chloroethane	µg/L	2.0 UJ	2.0 U	2.0 U	2.0 U	40 UJ	2.0 U
Chloroform (Trichloromethane)	µg/L	1.0 U	1.0 U	1.0 U	1.0 U	20 U	1.0 U
Chloromethane	µg/L	2.0 U	2.0 U	2.0 U	2.0 U	40 U	2.0 U
cis-1,2-Dichloroethene	µg/L	1.0 U	1.0 U	1.0 U	1.0 U	20 U	1.0 U
cis-1,3-Dichloropropene	µg/L	1.0 U	1.0 U	1.0 U	1.0 U	20 U	1.0 U
Dibromochloromethane	µg/L	1.0 U	1.0 U	1.0 U	1.0 U	20 U	1.0 U
Ethylbenzene	µg/L	1.0 U	1.0 U	1.0 U	1.0 U	20 U	1.0 U
Methylene chloride	µg/L	2.0 U	2.0 U	2.0 U	2.0 U	40 U	2.0 U
Styrene	µg/L	1.0 U	1.0 U	1.0 U	1.0 U	20 U	1.0 U
Tetrachloroethene	µg/L	1.0 U	1.0 U	1.0 U	1.0 U	20 U	1.0 U
Toluene	µg/L	1.0 U	1.0 U	1.0 U	1.0 U	20 U	1.0 U
trans-1,2-Dichloroethene	µg/L	1.0 U	1.0 U	1.0 U	1.0 U	20 U	1.0 U
trans-1,3-Dichloropropene	µg/L	1.0 U	1.0 U	1.0 U	1.0 U	20 U	1.0 U
Trichloroethene	µg/L	1.0 U	1.0 U	1.0 U	1.0 U	20 U	1.0 U
Vinyl chloride	µg/L	2.0 U	2.0 U	2.0 U	2.0 U	40 U	2.0 U
Xylene (total)	µg/L	3.0 U	3.0 U	3.0 U	3.0 U	670	3.0 U

TABLE D.2A

ANALYTICAL RESULTS SUMMARY - GROUNDWATER
REMEDIAL INVESTIGATION/FEASIBILITY STUDY
VON ROLL ISOLA SITE
SCHENECTADY, NEW YORK
SEPTEMBER - NOVEMBER 2001

	Sample Location:	*GT-R2*	*Rinse Blank*	*SMW-1*	*SMW-2*	*VRI-1*	*VRI-2*
	Sample ID:	*GW-18631-RW-006*	*GW-18631-RW-015*	*GW-18631-RW-014*	*GW-18631-RW-012*	*GW-18631-RW-024*	*GW-18631-RW-023*
	Sample Date:	*10/16/2001*	*10/17/2001*	*10/17/2001*	*10/17/2001*	*10/18/2001*	*10/18/2001*
Parameter	*Unit*						
Semi-Volatiles							
1,2,4-Trichlorobenzene	µg/L	10 U	10 U	10 U	10 U	10 U	10 U
1,2-Dichlorobenzene	µg/L	10 U	10 U	10 U	10 U	10 U	10 U
1,3-Dichlorobenzene	µg/L	10 U	10 U	10 U	10 U	10 U	10 U
1,4-Dichlorobenzene	µg/L	10 U	10 U	10 U	10 U	10 U	10 U
2,2'-oxybis(1-Chloropropane)	µg/L	10 U	10 U	10 U	10 U	10 U	10 U
2,4,5-Trichlorophenol	µg/L	10 U	10 U	10 U	10 U	10 U	10 U
2,4,6-Trichlorophenol	µg/L	10 U	10 U	10 U	10 U	10 U	10 U
2,4-Dichlorophenol	µg/L	10 U	10 U	10 U	10 U	10 U	10 U
2,4-Dimethylphenol	µg/L	10 U	10 U	10 U	10 U	10 U	10 U
2,4-Dinitrophenol	µg/L	50 U	50 U	50 U	50 U	50 U	50 U
2,4-Dinitrotoluene	µg/L	10 U	10 U	10 U	10 U	10 U	10 U
2,6-Dinitrotoluene	µg/L	10 U	10 U	10 U	10 U	10 U	10 U
2-Chloronaphthalene	µg/L	10 U	10 U	10 U	10 U	10 U	10 U
2-Chlorophenol	µg/L	10 U	10 U	10 U	10 U	10 U	10 U
2-Methyl naphthalene	µg/L	10 U	10 U	10 U	10 U	10 U	10 U
2-Methylphenol	µg/L	10 U	10 U	10 U	10 U	10 U	10 U
2-Nitroaniline	µg/L	50 U	50 U	50 U	50 U	50 U	50 U
2-Nitrophenol	µg/L	10 U	10 U	10 U	10 U	10 U	10 U
3,3'-Dichlorobenzidine	µg/L	50 U	50 U	50 U	50 U	50 U	50 U
3-Nitroaniline	µg/L	50 U	50 U	50 U	50 U	50 U	50 U
4,6-Dinitro-2-methylphenol	µg/L	50 U	50 U	50 U	50 U	50 U	50 U
4-Bromophenyl phenyl ether	µg/L	10 U	10 U	10 U	10 U	10 U	10 U
4-Chloro-3-methylphenol	µg/L	10 U	10 U	10 U	10 U	10 U	10 U
4-Chloroaniline	µg/L	10 U	10 U	10 U	10 U	10 U	10 U
4-Chlorophenyl phenyl ether	µg/L	10 U	10 U	10 U	10 U	10 U	10 U
4-Methylphenol	µg/L	10 U	10 U	10 U	10 U	10 U	10 U
4-Nitroaniline	µg/L	50 U	50 U	50 U	50 U	50 U	50 U
4-Nitrophenol	µg/L	50 U	50 U	50 U	50 U	50 UJ	50 UJ
Acenaphthene	µg/L	10 U	10 U	10 U	10 U	10 U	10 U
Acenaphthylene	µg/L	10 U	10 U	10 U	10 U	10 U	10 U
Anthracene	µg/L	10 U	10 U	10 U	10 U	10 U	10 U
Benzo(a)anthracene	µg/L	10 U	10 U	10 U	10 U	10 U	10 U
Benzo(a)pyrene	µg/L	10 U	10 U	10 U	10 U	10 U	10 U
Benzo(b)fluoranthene	µg/L	10 U	10 U	10 U	10 U	10 U	10 U

TABLE D.2A

ANALYTICAL RESULTS SUMMARY - GROUNDWATER
REMEDIAL INVESTIGATION/FEASIBILITY STUDY
VON ROLL ISOLA SITE
SCHENECTADY, NEW YORK
SEPTEMBER - NOVEMBER 2001

	Sample Location:	*GT-R2*	*Rinse Blank*	*SMW-1*	*SMW-2*	*VRI-1*	*VRI-2*
	Sample ID:	*GW-18631-RW-006*	*GW-18631-RW-015*	*GW-18631-RW-014*	*GW-18631-RW-012*	*GW-18631-RW-024*	*GW-18631-RW-023*
	Sample Date:	*10/16/2001*	*10/17/2001*	*10/17/2001*	*10/17/2001*	*10/18/2001*	*10/18/2001*
Parameter	*Unit*						
Benzo(g,h,i)perylene	µg/L	10 U	10 U	10 U	10 U	10 U	10 U
Benzo(k)fluoranthene	µg/L	10 U	10 U	10 U	10 U	10 U	10 U
bis(2-Chloroethoxy)methane	µg/L	10 U	10 U	10 U	10 U	10 U	10 U
bis(2-Chloroethyl)ether	µg/L	10 U	10 U	10 U	10 U	10 U	10 U
bis(2-Ethylhexyl)phthalate	µg/L	10 U	10 U	10 U	10 U	10 U	10 U
Butyl benzylphthalate	µg/L	10 U	10 U	10 U	10 U	10 U	10 U
Carbazole	µg/L	10 U	10 U	10 U	10 U	10 U	10 U
Chrysene	µg/L	10 U	10 U	10 U	10 U	10 U	10 U
Dibenz(a,h)anthracene	µg/L	10 U	10 U	10 U	10 U	10 U	10 U
Dibenzofuran	µg/L	10 U	10 U	10 U	10 U	10 U	10 U
Diethyl phthalate	µg/L	10 U	3.2 J	10 U	10 U	10 U	10 U
Dimethyl phthalate	µg/L	10 U	10 U	10 U	10 U	10 U	10 U
Di-n-butylphthalate	µg/L	10 U	2.9 J	10 U	10 U	10 U	10 U
Di-n-octyl phthalate	µg/L	10 U	10 U	10 U	10 U	10 U	10 U
Fluoranthene	µg/L	10 U	10 U	10 U	10 U	10 U	10 U
Fluorene	µg/L	10 U	10 U	10 U	10 U	10 U	10 U
Hexachlorobenzene	µg/L	10 U	10 U	10 U	10 U	10 U	10 U
Hexachlorobutadiene	µg/L	10 U	10 U	10 U	10 U	10 U	10 U
Hexachlorocyclopentadiene	µg/L	50 U	50 U	50 U	50 U	50 U	50 U
Hexachloroethane	µg/L	10 U	10 U	10 U	10 U	10 U	10 U
Indeno(1,2,3-cd)pyrene	µg/L	10 U	10 U	10 U	10 U	10 U	10 U
Isophorone	µg/L	10 U	10 U	10 U	10 U	10 U	10 U
Naphthalene	µg/L	10 U	10 U	10 U	10 U	2.7 J	10 U
Nitrobenzene	µg/L	10 U	10 U	10 U	10 U	10 U	10 U
N-Nitrosodi-n-propylamine	µg/L	10 U	10 U	10 U	10 U	10 U	10 U
N-Nitrosodiphenylamine	µg/L	10 U	10 U	10 U	10 U	10 U	10 U
Pentachlorophenol	µg/L	50 U	50 U	50 U	50 U	50 U	50 U
Phenanthrene	µg/L	10 U	10 U	10 U	10 U	10 U	10 U
Phenol	µg/L	10 U	10 U	10 U	10 U	10 U	10 U
Pyrene	µg/L	10 U	10 U	10 U	10 U	10 U	10 U

TABLE D.2A

ANALYTICAL RESULTS SUMMARY - GROUNDWATER
REMEDIAL INVESTIGATION/FEASIBILITY STUDY
VON ROLL ISOLA SITE
SCHENECTADY, NEW YORK
SEPTEMBER - NOVEMBER 2001

	Sample Location:	*GT-R2*	*Rinse Blank*	*SMW-1*	*SMW-2*	*VRI-1*	*VRI-2*
	Sample ID:	*GW-18631-RW-006*	*GW-18631-RW-015*	*GW-18631-RW-014*	*GW-18631-RW-012*	*GW-18631-RW-024*	*GW-18631-RW-023*
	Sample Date:	*10/16/2001*	*10/17/2001*	*10/17/2001*	*10/17/2001*	*10/18/2001*	*10/18/2001*
Parameter	*Unit*						
Metals							
Aluminum	µg/L	7150	8.6 U	32.5 U	72.7 U	251	124
Antimony	µg/L	4.1 U	4.1 U	4.1 U	4.1 U	4.1 U	4.1 U
Arsenic	µg/L	3.4	2.0 U	2.0 U	2.0 U	2.0 U	2.0 U
Barium	µg/L	114	0.44 U	58.5	41.2	45.2	40.4
Beryllium	µg/L	0.39 U	0.077 U	0.077 U	0.23 U	0.090 U	0.12 U
Cadmium	µg/L	0.63 U	0.63 U	0.63 U	0.63 U	0.63 U	0.63 U
Calcium	µg/L	132000 J	27.7 J	143000 J	119000 J	120000	123000
Chromium	µg/L	12.7	1.1 U	9.1	133	1.8	2.5
Cobalt	µg/L	6.6	2.6 U	2.6 U	2.6 U	2.6 U	2.6 U
Copper	µg/L	19.4	2.1 U	1.3 U	6.3 U	2.6 U	7.4 U
Iron	µg/L	12500	10.0 U	130	1640	336	157
Lead	µg/L	6.8	1.8 U	1.8 U	1.8 U	1.8 U	1.8 U
Magnesium	µg/L	16800	21.3 U	16400	12300	16000	15200
Manganese	µg/L	481	0.75 U	19.2	21.0	209	19.4
Mercury	µg/L	0.054 U	0.094 U	0.061 U	0.085 U	0.054 U	0.054 U
Nickel	µg/L	14.4	7.9 U	40.8	36.5	7.9 U	7.9 U
Potassium	µg/L	6930	519 U	1020 U	772 U	1780 U	1650 U
Selenium	µg/L	3.2 U	3.2 U	3.2 U	3.2 U	3.2 U	3.2 U
Silver	µg/L	0.75 U	0.75 U	0.75 U	0.75 U	0.80	0.75 U
Sodium	µg/L	308000	15.0 U	94100	55400	7450	9850
Thallium	µg/L	5.7 U	5.7 U	5.7 U	7.0 U	5.7 U	11.0
Vanadium	µg/L	16.8	4.1 U	4.1 U	4.1 U	6.4 U	7.4 U
Zinc	µg/L	41.1	3.2 U	6.0 U	3.2 U	3.2 U	5.5
PCBs							
Aroclor-1016 (PCB-1016)	µg/L	1.0 U	1.0 U	1.0 U	1.0 U	1.0 U	1.0 U
Aroclor-1221 (PCB-1221)	µg/L	1.0 U	1.0 U	1.0 U	1.0 U	1.0 U	1.0 U
Aroclor-1232 (PCB-1232)	µg/L	1.0 U	1.0 U	1.0 U	1.0 U	1.0 U	1.0 U
Aroclor-1242 (PCB-1242)	µg/L	1.0 U	1.0 U	1.0 U	1.0 U	1.0 U	1.0 U
Aroclor-1248 (PCB-1248)	µg/L	1.0 U	1.0 U	1.0 U	1.0 U	1.0 U	1.0 U
Aroclor-1254 (PCB-1254)	µg/L	1.0 U	1.0 U	1.0 U	1.0 U	1.0 U	1.0 U
Aroclor-1260 (PCB-1260)	µg/L	1.0 U	1.0 U	1.0 U	1.0 U	1.0 U	1.0 U

TABLE D.2A

ANALYTICAL RESULTS SUMMARY - GROUNDWATER
REMEDIAL INVESTIGATION/FEASIBILITY STUDY
VON ROLL ISOLA SITE
SCHENECTADY, NEW YORK
SEPTEMBER - NOVEMBER 2001

	Sample Location:	*GT-R2*	*Rinse Blank*	*SMW-1*	*SMW-2*	*VRI-1*	*VRI-2*
	Sample ID:	*GW-18631-RW-006*	*GW-18631-RW-015*	*GW-18631-RW-014*	*GW-18631-RW-012*	*GW-18631-RW-024*	*GW-18631-RW-023*
	Sample Date:	*10/16/2001*	*10/17/2001*	*10/17/2001*	*10/17/2001*	*10/18/2001*	*10/18/2001*
Parameter	*Unit*						
Pesticides							
4,4'-DDD	µg/L	0.050 U	0.050 U	0.050 U	0.050 U	0.050 U	0.050 U
4,4'-DDE	µg/L	0.050 U	0.050 U	0.050 U	0.050 U	0.050 U	0.050 U
4,4'-DDT	µg/L	0.050 U	0.050 U	0.050 U	0.050 U	0.050 U	0.050 U
Aldrin	µg/L	0.050 U	0.050 U	0.050 U	0.050 U	0.050 U	0.050 U
alpha-BHC	µg/L	0.0089 J	0.050 U	0.050 U	0.050 U	0.050 U	0.050 U
beta-BHC	µg/L	0.050 U	0.050 U	0.050 U	0.050 U	0.050 U	0.050 U
Chlordane	µg/L	0.50 U	0.50 U	0.50 U	0.50 U	0.50 U	0.50 U
delta-BHC	µg/L	0.050 U	0.050 U	0.050 U	0.050 U	0.050 U	0.050 U
Dieldrin	µg/L	0.050 U	0.050 U	0.050 U	0.050 U	0.0051 J	0.050 U
Endosulfan I	µg/L	0.050 U	0.050 U	0.050 U	0.050 U	0.050 U	0.050 U
Endosulfan II	µg/L	0.050 U	0.050 U	0.050 U	0.050 U	0.050 U	0.050 U
Endosulfan sulfate	µg/L	0.050 U	0.050 U	0.050 U	0.050 U	0.050 U	0.050 U
Endrin aldehyde	µg/L	0.050 U	0.050 U	0.050 U	0.050 U	0.050 U	0.050 U
Endrin ketone	µg/L	0.050 U	0.050 U	0.050 U	0.050 U	0.050 U	0.050 U
Endrin	µg/L	0.050 U	0.050 U	0.050 U	0.050 U	0.026 J	0.050 U
gamma-BHC (Lindane)	µg/L	0.050 U	0.050 U	0.050 U	0.050 U	0.050 U	0.050 U
Heptachlor epoxide	µg/L	0.050 U	0.050 U	0.050 U	0.050 U	0.050 U	0.050 U
Heptachlor	µg/L	0.050 U	0.050 U	0.050 U	0.050 U	0.050 U	0.050 U
Methoxychlor	µg/L	0.10 U	0.10 U	0.10 U	0.10 U	0.10 U	0.10 U
Toxaphene	µg/L	2.0 U	2.0 U	2.0 U	2.0 U	2.0 U	2.0 U
General Chemistry							
Cyanide (total)	µg/L	10.0 U	10.0 U	10.0 U	10.0 U	10.0 U	10.0 U
Phenolics (Total)	mg/L	0.010 U	0.010 U	0.010 U	0.010 U	0.010 U	0.010 U
Total Petroleum Hydrocarbons (C21-C28)	mg/L	0.50 U	0.47 U	0.47 U	0.47 U	6.8	0.46 U

Notes:

J	Estimated.
PCBs	Polychlorinated Biphenyls.
U	Non-detect at associated value.

TABLE D.2A

ANALYTICAL RESULTS SUMMARY - GROUNDWATER
REMEDIAL INVESTIGATION/FEASIBILITY STUDY
VON ROLL ISOLA SITE
SCHENECTADY, NEW YORK
SEPTEMBER - NOVEMBER 2001

	Sample Location:	*GT-R2*	*Rinse Blank*	*SMW-1*	*SMW-2*	*VRI-1*	*VRI-2*
	Sample ID:	*GW-18631-RW-006*	*GW-18631-RW-015*	*GW-18631-RW-014*	*GW-18631-RW-012*	*GW-18631-RW-024*	*GW-18631-RW-023*
	Sample Date:	*10/16/2001*	*10/17/2001*	*10/17/2001*	*10/17/2001*	*10/18/2001*	*10/18/2001*
Parameter	*Unit*						
Pesticides							
4,4'-DDD	µg/L	0.050 U	0.050 U	0.050 U	0.050 U	0.050 U	0.050 U
4,4'-DDE	µg/L	0.050 U	0.050 U	0.050 U	0.050 U	0.050 U	0.050 U
4,4'-DDT	µg/L	0.050 U	0.050 U	0.050 U	0.050 U	0.050 U	0.050 U
Aldrin	µg/L	0.050 U	0.050 U	0.050 U	0.050 U	0.050 U	0.050 U
alpha-BHC	µg/L	0.0089 J	0.050 U	0.050 U	0.050 U	0.050 U	0.050 U
beta-BHC	µg/L	0.050 U	0.050 U	0.050 U	0.050 U	0.050 U	0.050 U
Chlordane	µg/L	0.50 U	0.50 U	0.50 U	0.50 U	0.50 U	0.50 U
delta-BHC	µg/L	0.050 U	0.050 U	0.050 U	0.050 U	0.050 U	0.050 U
Dieldrin	µg/L	0.050 U	0.050 U	0.050 U	0.050 U	0.0051 J	0.050 U
Endosulfan I	µg/L	0.050 U	0.050 U	0.050 U	0.050 U	0.050 U	0.050 U
Endosulfan II	µg/L	0.050 U	0.050 U	0.050 U	0.050 U	0.050 U	0.050 U
Endosulfan sulfate	µg/L	0.050 U	0.050 U	0.050 U	0.050 U	0.050 U	0.050 U
Endrin aldehyde	µg/L	0.050 U	0.050 U	0.050 U	0.050 U	0.050 U	0.050 U
Endrin ketone	µg/L	0.050 U	0.050 U	0.050 U	0.050 U	0.050 U	0.050 U
Endrin	µg/L	0.050 U	0.050 U	0.050 U	0.050 U	0.026 J	0.050 U
gamma-BHC (Lindane)	µg/L	0.050 U	0.050 U	0.050 U	0.050 U	0.050 U	0.050 U
Heptachlor epoxide	µg/L	0.050 U	0.050 U	0.050 U	0.050 U	0.050 U	0.050 U
Heptachlor	µg/L	0.050 U	0.050 U	0.050 U	0.050 U	0.050 U	0.050 U
Methoxychlor	µg/L	0.10 U	0.10 U	0.10 U	0.10 U	0.10 U	0.10 U
Toxaphene	µg/L	2.0 U	2.0 U	2.0 U	2.0 U	2.0 U	2.0 U
General Chemistry							
Cyanide (total)	µg/L	10.0 U	10.0 U	10.0 U	10.0 U	10.0 U	10.0 U
Phenolics (Total)	mg/L	0.010 U	0.010 U	0.010 U	0.010 U	0.010 U	0.010 U
Total Petroleum Hydrocarbons (C21-C28)	mg/L	0.50 U	0.47 U	0.47 U	0.47 U	6.8	0.46 U

Notes:

J	Estimated.
PCBs	Polychlorinated Biphenyls.
U	Non-detect at associated value.

TABLE D.2A

ANALYTICAL RESULTS SUMMARY - GROUNDWATER
REMEDIAL INVESTIGATION/FEASIBILITY STUDY
VON ROLL ISOLA SITE
SCHENECTADY, NEW YORK
SEPTEMBER - NOVEMBER 2001

	Sample Location:	*VRI-3*	*VRI-4*	*VRI-6*	*VRI-7*	*VRI-8*	*VRI-5*
	Sample ID:	*GW-18631-RW-002*	*GW-18631-RW-001*	*GW-18631-RW-022*	*GW-18631-RW-020*	*GW-18631-RW-018*	*GW-112701-BP-001*
	Sample Date:	*10/16/2001*	*10/16/2001*	*10/18/2001*	*10/18/2001*	*10/17/2001*	*11/29/2001*
Parameter	*Unit*						
Volatiles							
1,1,1-Trichloroethane	µg/L	1.0 U	1.0 U	1.0 U	1.3	1.0 U	1 U
1,1,2,2-Tetrachloroethane	µg/L	1.0 U	1.0 U	1.0 U	1.0 U	1.0 U	1 U
1,1,2-Trichloroethane	µg/L	1.0 U	1.0 U	1.0 U	1.0 U	1.0 U	1 U
1,1-Dichloroethane	µg/L	1.0 U	1.0 U	1.0 U	1.0 U	1.0 U	1 U
1,1-Dichloroethene	µg/L	1.0 U	1.0 U	1.0 U	1.0 U	1.0 U	1 U
1,2-Dichloroethane	µg/L	1.0 U	1.0 U	1.0 U	1.0 U	1.0 U	1 U
1,2-Dichloropropane	µg/L	1.0 U	1.0 U	1.0 U	1.0 U	1.0 U	1 U
2-Butanone	µg/L	5.0 U	5.0 U	5.0 U	5.0 U	5.0 U	5 U
2-Hexanone	µg/L	5.0 U	5.0 U	5.0 U	5.0 U	5.0 U	5 U
4-Methyl-2-pentanone	µg/L	5.0 U	5.0 U	5.0 U	5.0 U	5.0 U	5 U
Acetone	µg/L	10 UJ	10 UJ	10 UJ	10 UJ	10 UJ	38 J
Benzene	µg/L	1.0 U	1.0 U	1.0 U	1.0 U	1.0 U	1 U
Bromodichloromethane	µg/L	1.0 U	1.0 U	1.0 U	1.0 U	1.0 U	1 U
Bromoform	µg/L	1.0 U	1.0 U	1.0 U	1.0 U	1.0 U	1 U
Bromomethane	µg/L	1.0 U	1.0 U	1.0 U	1.0 U	1.0 U	2 UJ
Carbon disulfide	µg/L	1.0 U	1.0 U	1.0 U	1.0 U	1.0 U	1 U
Carbon tetrachloride	µg/L	1.0 UJ	1.0 UJ	2.1	1.0 U	1.2	1 U
Chlorobenzene	µg/L	1.0 U	1.0 U	1.0 U	1.0 U	1.0 U	1 U
Chloroethane	µg/L	2.0 UJ	2.0 UJ	2.0 U	2.0 U	2.0 U	2 U
Chloroform (Trichloromethane)	µg/L	1.0 U	1.0 U	2.2	1.0 U	2.8	0.56 J
Chloromethane	µg/L	2.0 U	2.0 U	2.0 U	2.0 U	2.0 U	2 U
cis-1,2-Dichloroethene	µg/L	1.0 U	1.0 U	1.0 U	1.0 U	1.0 U	1 U
cis-1,3-Dichloropropene	µg/L	1.0 U	1.0 U	1.0 U	1.0 U	1.0 U	1 U
Dibromochloromethane	µg/L	1.0 U	1.0 U	1.0 U	1.0 U	1.0 U	1 U
Ethylbenzene	µg/L	1.0 U	1.0 U	1.0 U	1.0 U	1.0 U	1 U
Methylene chloride	µg/L	2.0 U	2.0 U	2.0 U	2.0 U	2.0 U	2 U
Styrene	µg/L	1.0 U	1.0 U	1.0 U	1.0 U	1.0 U	1 U
Tetrachloroethene	µg/L	1.0 U	1.0 U	1.0 U	1.0 U	1.0 U	1 U
Toluene	µg/L	1.0 U	1.0 U	1.0 U	1.0 U	1.0 U	0.25 J
trans-1,2-Dichloroethene	µg/L	1.0 U	1.0 U	1.0 U	1.0 U	1.0 U	1 U
trans-1,3-Dichloropropene	µg/L	1.0 U	1.0 U	1.0 U	1.0 U	1.0 U	1 U
Trichloroethene	µg/L	1.0 U	1.0 U	1.5	1.0 U	19	1 U
Vinyl chloride	µg/L	2.0 U	2.0 U	2.0 U	2.0 U	2.0 U	2 U
Xylene (total)	µg/L	3.0 U	3.0 U	3.0 U	3.0 U	3.0 U	3 U

TABLE D.2A

ANALYTICAL RESULTS SUMMARY - GROUNDWATER
REMEDIAL INVESTIGATION/FEASIBILITY STUDY
VON ROLL ISOLA SITE
SCHENECTADY, NEW YORK
SEPTEMBER - NOVEMBER 2001

	Sample Location:	*VRI-3*	*VRI-4*	*VRI-6*	*VRI-7*	*VRI-8*	*VRI-5*
	Sample ID:	*GW-18631-RW-002*	*GW-18631-RW-001*	*GW-18631-RW-022*	*GW-18631-RW-020*	*GW-18631-RW-018*	*GW-112701-BP-001*
	Sample Date:	*10/16/2001*	*10/16/2001*	*10/18/2001*	*10/18/2001*	*10/17/2001*	*11/29/2001*
Parameter	*Unit*						
Semi-Volatiles							
1,2,4-Trichlorobenzene	µg/L	10 U	10 U	10 U	10 U	10 U	50 U
1,2-Dichlorobenzene	µg/L	10 U	10 U	10 U	10 U	10 U	50 U
1,3-Dichlorobenzene	µg/L	10 U	10 U	10 U	10 U	10 U	50 U
1,4-Dichlorobenzene	µg/L	10 U	10 U	10 U	10 U	10 U	50 U
2,2'-oxybis(1-Chloropropane)	µg/L	10 U	10 U	10 U	10 U	10 U	50 U
2,4,5-Trichlorophenol	µg/L	10 U	10 U	10 U	10 U	10 U	50 U
2,4,6-Trichlorophenol	µg/L	10 U	10 U	10 U	10 U	10 U	50 U
2,4-Dichlorophenol	µg/L	10 U	10 U	10 U	10 U	10 U	50 U
2,4-Dimethylphenol	µg/L	10 U	10 U	10 U	10 U	10 U	50 U
2,4-Dinitrophenol	µg/L	50 U	50 U	50 U	50 U	50 U	250 U
2,4-Dinitrotoluene	µg/L	10 U	10 U	10 U	10 U	10 U	50 U
2,6-Dinitrotoluene	µg/L	10 U	10 U	10 U	10 U	10 U	50 U
2-Chloronaphthalene	µg/L	10 U	10 U	10 U	10 U	10 U	50 U
2-Chlorophenol	µg/L	10 U	10 U	10 U	10 U	10 U	50 U
2-Methyl naphthalene	µg/L	10 U	10 U	10 U	10 U	10 U	50 U
2-Methylphenol	µg/L	10 U	10 U	10 U	10 U	10 U	50 U
2-Nitroaniline	µg/L	50 U	50 U	50 U	50 U	50 U	250 U
2-Nitrophenol	µg/L	10 U	10 U	10 U	10 U	10 U	50 U
3,3'-Dichlorobenzidine	µg/L	50 U	50 U	50 U	50 U	50 U	250 U
3-Nitroaniline	µg/L	50 U	50 U	50 U	50 U	50 U	250 U
4,6-Dinitro-2-methylphenol	µg/L	50 U	50 U	50 U	50 U	50 U	250 U
4-Bromophenyl phenyl ether	µg/L	10 U	10 U	10 U	10 U	10 U	50 U
4-Chloro-3-methylphenol	µg/L	10 U	10 U	10 U	10 U	10 U	50 U
4-Chloroaniline	µg/L	10 U	10 U	10 U	10 U	10 U	50 U
4-Chlorophenyl phenyl ether	µg/L	10 U	10 U	10 U	10 U	10 U	50 U
4-Methylphenol	µg/L	10 U	10 U	10 U	10 U	10 U	50 U
4-Nitroaniline	µg/L	50 U	50 U	50 U	50 U	50 U	250 U
4-Nitrophenol	µg/L	50 U	50 U	50 UJ	50 UJ	50 UJ	250 U
Acenaphthene	µg/L	10 U	10 U	10 U	10 U	10 U	50 U
Acenaphthylene	µg/L	10 U	10 U	10 U	10 U	10 U	50 U
Anthracene	µg/L	10 U	10 U	10 U	10 U	10 U	50 U
Benzo(a)anthracene	µg/L	10 U	10 U	10 U	10 U	10 U	50 U
Benzo(a)pyrene	µg/L	10 U	10 U	10 U	10 U	10 U	50 U
Benzo(b)fluoranthene	µg/L	10 U	10 U	10 U	10 U	10 U	50 U

TABLE D.2A

ANALYTICAL RESULTS SUMMARY - GROUNDWATER
REMEDIAL INVESTIGATION/FEASIBILITY STUDY
VON ROLL ISOLA SITE
SCHENECTADY, NEW YORK
SEPTEMBER - NOVEMBER 2001

	Sample Location:	*VRI-3*	*VRI-4*	*VRI-6*	*VRI-7*	*VRI-8*	*VRI-5*
	Sample ID:	*GW-18631-RW-002*	*GW-18631-RW-001*	*GW-18631-RW-022*	*GW-18631-RW-020*	*GW-18631-RW-018*	*GW-112701-BP-001*
	Sample Date:	*10/16/2001*	*10/16/2001*	*10/18/2001*	*10/18/2001*	*10/17/2001*	*11/29/2001*
Parameter	*Unit*						
Benzo(g,h,i)perylene	µg/L	10 U	10 U	10 U	10 U	10 U	50 U
Benzo(k)fluoranthene	µg/L	10 U	10 U	10 U	10 U	10 U	50 U
bis(2-Chloroethoxy)methane	µg/L	10 U	10 U	10 U	10 U	10 U	50 U
bis(2-Chloroethyl)ether	µg/L	10 U	10 U	0.70 J	10 U	10 U	50 U
bis(2-Ethylhexyl)phthalate	µg/L	10 U	10 U	10 U	10 U	10 U	50 U
Butyl benzylphthalate	µg/L	10 U	10 U	10 U	10 U	10 U	50 U
Carbazole	µg/L	10 U	10 U	10 U	10 U	10 U	50 U
Chrysene	µg/L	10 U	10 U	10 U	10 U	10 U	50 U
Dibenz(a,h)anthracene	µg/L	10 U	10 U	10 U	10 U	10 U	50 U
Dibenzofuran	µg/L	10 U	10 U	10 U	10 U	10 U	50 U
Diethyl phthalate	µg/L	10 U	10 U	10 U	10 U	10 U	50 U
Dimethyl phthalate	µg/L	10 U	10 U	10 U	10 U	10 U	50 U
Di-n-butylphthalate	µg/L	10 U	10 U	10 U	10 U	10 U	50 U
Di-n-octyl phthalate	µg/L	10 U	10 U	10 U	10 U	10 U	50 U
Fluoranthene	µg/L	10 U	10 U	10 U	10 U	10 U	50 U
Fluorene	µg/L	10 U	10 U	10 U	10 U	10 U	50 U
Hexachlorobenzene	µg/L	10 U	10 U	10 U	10 U	10 U	50 U
Hexachlorobutadiene	µg/L	10 U	10 U	10 U	10 U	10 U	50 U
Hexachlorocyclopentadiene	µg/L	50 U	50 U	50 U	50 U	50 U	250 UJ
Hexachloroethane	µg/L	10 U	10 U	10 U	10 U	10 U	50 U
Indeno(1,2,3-cd)pyrene	µg/L	10 U	10 U	10 U	10 U	10 U	50 U
Isophorone	µg/L	10 U	10 U	10 U	10 U	10 U	50 U
Naphthalene	µg/L	10 U	10 U	10 U	10 U	10 U	50 U
Nitrobenzene	µg/L	10 U	10 U	10 U	10 U	10 U	50 U
N-Nitrosodi-n-propylamine	µg/L	10 U	10 U	10 U	10 U	10 U	50 U
N-Nitrosodiphenylamine	µg/L	10 U	10 U	10 U	10 U	10 U	50 U
Pentachlorophenol	µg/L	50 U	50 U	50 U	50 U	50 U	250 U
Phenanthrene	µg/L	10 U	10 U	10 U	10 U	10 U	50 U
Phenol	µg/L	10 U	10 U	10 U	10 U	10 U	50 U
Pyrene	µg/L	10 U	10 U	10 U	10 U	10 U	50 U

TABLE D.2A

ANALYTICAL RESULTS SUMMARY - GROUNDWATER
REMEDIAL INVESTIGATION/FEASIBILITY STUDY
VON ROLL ISOLA SITE
SCHENECTADY, NEW YORK
SEPTEMBER - NOVEMBER 2001

	Sample Location:	*VRI-3*	*VRI-4*	*VRI-6*	*VRI-7*	*VRI-8*	*VRI-5*
	Sample ID:	*GW-18631-RW-002*	*GW-18631-RW-001*	*GW-18631-RW-022*	*GW-18631-RW-020*	*GW-18631-RW-018*	*GW-112701-BP-001*
	Sample Date:	*10/16/2001*	*10/16/2001*	*10/18/2001*	*10/18/2001*	*10/17/2001*	*11/29/2001*
Parameter	*Unit*						
Metals							
Aluminum	µg/L	950	3470	4500	151	26.9 U	75100
Antimony	µg/L	4.1 U	4.1 U	4.1 U	4.1 U	4.1 U	4.1 U
Arsenic	µg/L	2.0 U	2.0 U	3.9	2.0 U	2.0 U	54.1
Barium	µg/L	49.0	73.5	64.6	82.5	41.9	1110
Beryllium	µg/L	0.080 U	0.18 U	0.28 U	0.090 U	0.077 U	2.6
Cadmium	µg/L	0.63 U	0.63 U	0.63 U	0.63 U	0.63 U	0.63 U
Calcium	µg/L	114000 J	120000 J	98600	159000	90400	1030000
Chromium	µg/L	3.1	6.3	9.2	1.6	2.1	112
Cobalt	µg/L	2.6 U	2.6 U	2.7	2.6 U	2.6 U	55
Copper	µg/L	2.9	6.3	14.0 U	3.9 U	3.0 U	202
Iron	µg/L	1470	5990	6640	211	38.5 U	130000
Lead	µg/L	1.8 U	1.8 U	3.2	1.8 U	1.9	57.3
Magnesium	µg/L	16900	18200	17500	19300	13400	114000
Manganese	µg/L	47.1	384	285	11.2	1.2 U	3270
Mercury	µg/L	0.44	0.096 U	0.054 U	0.054 U	0.054 U	0.19
Nickel	µg/L	7.9 U	12.2	7.9 U	7.9 U	7.9 U	110
Potassium	µg/L	2250	4220	5610 U	1570 U	1250 U	17600
Selenium	µg/L	3.2 U	3.2 U	3.2 U	3.2 U	3.8	3.2 U
Silver	µg/L	0.75 U	0.75 U	0.75 U	0.75 U	0.75 U	0.75 U
Sodium	µg/L	8420	12200	77600	192000	42400	29200
Thallium	µg/L	5.7 U	5.7 U	5.7 U	5.7 U	5.7 U	5.7 U
Vanadium	µg/L	4.7	6.6	13.8 U	4.1 U	5.0 U	124
Zinc	µg/L	31.0 U	27.4 U	31.1	3.2 U	3.2 U	523
PCBs							
Aroclor-1016 (PCB-1016)	µg/L	1.0 U	1.0 U	1.0 U	1.0 U	1.0 U	1 U
Aroclor-1221 (PCB-1221)	µg/L	1.0 U	1.0 U	1.0 U	1.0 U	1.0 U	1 U
Aroclor-1232 (PCB-1232)	µg/L	1.0 U	1.0 U	1.0 U	1.0 U	1.0 U	1 U
Aroclor-1242 (PCB-1242)	µg/L	1.0 U	1.0 U	1.0 U	1.0 U	1.0 U	1 U
Aroclor-1248 (PCB-1248)	µg/L	1.0 U	1.0 U	1.0 U	1.0 U	1.0 U	1 U
Aroclor-1254 (PCB-1254)	µg/L	1.0 U	1.0 U	1.0 U	1.0 U	1.0 U	1 U
Aroclor-1260 (PCB-1260)	µg/L	1.0 U	1.0 U	1.0 U	1.0 U	1.0 U	1 U

TABLE D.2A

ANALYTICAL RESULTS SUMMARY - GROUNDWATER
REMEDIAL INVESTIGATION/FEASIBILITY STUDY
VON ROLL ISOLA SITE
SCHENECTADY, NEW YORK
SEPTEMBER - NOVEMBER 2001

	Sample Location:	*VRI-3*	*VRI-4*	*VRI-6*	*VRI-7*	*VRI-8*	*VRI-5*
	Sample ID:	*GW-18631-RW-002*	*GW-18631-RW-001*	*GW-18631-RW-022*	*GW-18631-RW-020*	*GW-18631-RW-018*	*GW-112701-BP-001*
	Sample Date:	*10/16/2001*	*10/16/2001*	*10/18/2001*	*10/18/2001*	*10/17/2001*	*11/29/2001*
Parameter	*Unit*						
Pesticides							
4,4'-DDD	µg/L	0.050 U	0.050 U	0.050 U	0.050 U	0.050 U	0.05 U
4,4'-DDE	µg/L	0.050 U	0.050 U	0.050 U	0.050 U	0.050 U	0.05 U
4,4'-DDT	µg/L	0.050 U	0.050 U	0.050 U	0.050 U	0.050 U	0.05 U
Aldrin	µg/L	0.050 U	0.050 U	0.050 U	0.050 U	0.050 U	0.05 U
alpha-BHC	µg/L	0.050 U	0.050 U	0.050 U	0.050 U	0.050 U	0.05 U
beta-BHC	µg/L	0.050 U	0.050 U	0.050 U	0.050 U	0.050 U	0.05 U
Chlordane	µg/L	0.50 U	0.50 U	0.50 U	0.50 U	0.50 U	0.5 U
delta-BHC	µg/L	0.050 U	0.050 U	0.050 U	0.050 U	0.050 U	0.05 U
Dieldrin	µg/L	0.050 U	0.050 U	0.050 U	0.050 U	0.050 U	0.05 U
Endosulfan I	µg/L	0.050 U	0.050 U	0.050 U	0.050 U	0.050 U	0.05 U
Endosulfan II	µg/L	0.050 U	0.050 U	0.050 U	0.050 U	0.050 U	0.05 U
Endosulfan sulfate	µg/L	0.050 U	0.050 U	0.050 U	0.050 U	0.050 U	0.05 U
Endrin aldehyde	µg/L	0.050 U	0.050 U	0.050 U	0.050 U	0.050 U	0.05 U
Endrin ketone	µg/L	0.050 U	0.050 U	0.050 U	0.050 U	0.050 U	0.05 U
Endrin	µg/L	0.050 U	0.050 U	0.050 U	0.050 U	0.050 U	0.05 U
gamma-BHC (Lindane)	µg/L	0.050 U	0.050 U	0.050 U	0.050 U	0.050 U	0.05 U
Heptachlor epoxide	µg/L	0.050 U	0.050 U	0.050 U	0.050 U	0.050 U	0.05 U
Heptachlor	µg/L	0.050 U	0.050 U	0.050 U	0.050 U	0.050 U	0.05 U
Methoxychlor	µg/L	0.10 U	0.10 U	0.10 U	0.10 U	0.10 U	0.1 U
Toxaphene	µg/L	2.0 U	2.0 U	2.0 U	2.0 U	2.0 U	2 U
General Chemistry							
Cyanide (total)	µg/L	10.0 U	10.0 U	10.0 U	10.0 U	10.0 U	10 U
Phenolics (Total)	mg/L	0.010 U	0.010 U	0.011	0.010 U	0.010 U	0.01 U
Total Petroleum Hydrocarbons (C21-C28)	mg/L	0.47 U	0.47 U	0.40 J	0.48 U	0.50 U	1.7

Notes:

J	Estimated.
PCBs	Polychlorinated Biphenyls.
U	Non-detect at associated value.

TABLE D.2B

ANALYTICAL RESULTS SUMMARY - SOILS
REMEDIAL INVESTIGATION/FEASIBILITY STUDY
VON ROLL ISOLA SITE
SCHENECTADY, NEW YORK
SEPTEMBER - NOVEMBER 2001

	Sample Location:	*B16-SS1*	*B16-SS2*	*B16-SS3*	*B16-SS4*	*B16-SS5*	*B16-SS6*
	Sample ID:	*S-18631-100201-MEJ-016*	*S-18631-100201-MEJ-015*	*S-18631-100201-MEJ-014*	*S-18631-100201-MEJ-013*	*S-18631-100201-MEJ-017*	*S-18631-100201-MEJ-018*
	Sample Date:	*10/2/2001*	*10/2/2001*	*10/2/2001*	*10/2/2001*	*10/2/2001*	*10/2/2001*
	Depth:	*0-6 ft*	*0-6 ft*	*0-6 ft*	*0-6 ft*	*0-6 ft*	*0-6 ft*
Parameter	*Unit*						
Volatiles							
1,1,1-Trichloroethane	µg/kg	5.9 U	6.0 U	5.9 U	5.8 U	5.9 U	5.8 U
1,1,2,2-Tetrachloroethane	µg/kg	5.9 U	6.0 U	5.9 U	5.8 U	5.9 U	5.8 U
1,1,2-Trichloroethane	µg/kg	5.9 U	6.0 U	5.9 U	5.8 U	5.9 U	5.8 U
1,1-Dichloroethane	µg/kg	5.9 U	6.0 U	5.9 U	5.8 U	5.9 U	5.8 U
1,1-Dichloroethene	µg/kg	5.9 U	6.0 U	5.9 U	5.8 U	5.9 U	5.8 U
1,2-Dichloroethane	µg/kg	5.9 U	6.0 U	5.9 U	5.8 U	5.9 U	5.8 U
1,2-Dichloropropane	µg/kg	5.9 U	6.0 U	5.9 U	5.8 U	5.9 U	5.8 U
2-Butanone	µg/kg	24 U	24 U	24 U	23 U	24 U	23 U
2-Hexanone	µg/kg	24 U	24 U	24 U	23 U	24 U	23 U
4-Methyl-2-pentanone	µg/kg	24 U	24 U	24 U	23 U	24 U	23 U
Acetone	µg/kg	24 UJ	24 UJ	24 UJ	23 UJ	24 UJ	23 UJ
Benzene	µg/kg	5.9 U	6.0 U	5.9 U	5.8 U	5.9 U	5.8 U
Bromodichloromethane	µg/kg	5.9 U	6.0 U	5.9 U	5.8 U	5.9 U	5.8 U
Bromoform	µg/kg	5.9 U	6.0 U	5.9 U	5.8 U	5.9 U	5.8 U
Bromomethane	µg/kg	R	R	R	R	R	R
Carbon disulfide	µg/kg	5.9 U	6.0 U	5.9 U	5.8 U	5.9 U	5.8 U
Carbon tetrachloride	µg/kg	5.9 U	6.0 U	5.9 U	5.8 U	5.9 U	5.8 U
Chlorobenzene	µg/kg	5.9 U	6.0 U	5.9 U	5.8 U	5.9 U	5.8 U
Chloroethane	µg/kg	12 U	12 U	12 U	12 U	12 U	12 U
Chloroform (Trichloromethane)	µg/kg	5.9 U	6.0 U	5.9 U	5.8 U	5.9 U	5.8 U
Chloromethane	µg/kg	12 U	12 U	12 U	12 U	12 U	12 U
cis-1,2-Dichloroethene	µg/kg	5.9 U	6.0 U	5.9 U	5.8 U	5.9 U	5.8 U
cis-1,3-Dichloropropene	µg/kg	5.9 U	6.0 U	5.9 U	5.8 U	5.9 U	5.8 U
Dibromochloromethane	µg/kg	5.9 U	6.0 U	5.9 U	5.8 U	5.9 U	5.8 U
Ethylbenzene	µg/kg	5.9 U	6.0 U	5.9 U	5.8 U	5.9 U	5.8 U
Methylene chloride	µg/kg	5.9 U	6.0 U	5.9 U	5.8 U	5.9 U	5.8 U
Styrene	µg/kg	5.9 U	6.0 U	5.9 U	5.8 U	5.9 U	5.8 U
Tetrachloroethene	µg/kg	5.9 U	6.0 U	5.9 U	5.8 U	5.9 U	5.8 U
Toluene	µg/kg	5.9 U	6.0 U	5.9 U	5.8 U	5.9 U	5.8 U
trans-1,2-Dichloroethene	µg/kg	5.9 U	6.0 U	5.9 U	5.8 U	5.9 U	5.8 U
trans-1,3-Dichloropropene	µg/kg	5.9 U	6.0 U	5.9 U	5.8 U	5.9 U	5.8 U
Trichloroethene	µg/kg	5.9 U	6.0 U	5.9 U	5.8 U	5.9 U	5.8 U
Vinyl chloride	µg/kg	12 U	12 U	12 U	12 U	12 U	12 U
Xylene (total)	µg/kg	18 U	18 U	18 U	17 U	18 U	18 U

TABLE D.2B

ANALYTICAL RESULTS SUMMARY - SOILS
REMEDIAL INVESTIGATION/FEASIBILITY STUDY
VON ROLL ISOLA SITE
SCHENECTADY, NEW YORK
SEPTEMBER - NOVEMBER 2001

	Sample Location:	*B16-SS1*	*B16-SS2*	*B16-SS3*	*B16-SS4*	*B16-SS5*	*B16-SS6*
	Sample ID:	*S-18631-100201-MEJ-016*	*S-18631-100201-MEJ-015*	*S-18631-100201-MEJ-014*	*S-18631-100201-MEJ-013*	*S-18631-100201-MEJ-017*	*S-18631-100201-MEJ-018*
	Sample Date:	*10/2/2001*	*10/2/2001*	*10/2/2001*	*10/2/2001*	*10/2/2001*	*10/2/2001*
	Depth:	*0-6 ft*	*0-6 ft*	*0-6 ft*	*0-6 ft*	*0-6 ft*	*0-6 ft*
Parameter	*Unit*						
Semi-Volatiles							
1,2,4-Trichlorobenzene	µg/kg	390 U	390 U	390 U	380 U	390 U	390 U
1,2-Dichlorobenzene	µg/kg	390 U	390 U	390 U	380 U	390 U	390 U
1,3-Dichlorobenzene	µg/kg	390 U	390 U	390 U	380 U	390 U	390 U
1,4-Dichlorobenzene	µg/kg	390 U	390 U	390 U	380 U	390 U	390 U
2,2'-oxybis(1-Chloropropane)	µg/kg	390 U	390 U	390 U	380 U	390 U	390 U
2,4,5-Trichlorophenol	µg/kg	390 U	390 U	390 U	380 U	390 U	390 U
2,4,6-Trichlorophenol	µg/kg	390 U	390 U	390 U	380 U	390 U	390 U
2,4-Dichlorophenol	µg/kg	390 U	390 U	390 U	380 U	390 U	390 U
2,4-Dimethylphenol	µg/kg	390 U	390 U	390 U	380 U	390 U	390 U
2,4-Dinitrophenol	µg/kg	1900 UJ	1900 UJ	1900 UJ	1900 UJ	1900 UJ	1900 U
2,4-Dinitrotoluene	µg/kg	390 U	390 U	390 U	380 U	390 U	390 U
2,6-Dinitrotoluene	µg/kg	390 U	390 U	390 U	380 U	390 U	390 U
2-Chloronaphthalene	µg/kg	390 U	390 U	390 U	380 U	390 U	390 U
2-Chlorophenol	µg/kg	390 U	390 U	390 U	380 U	390 U	390 U
2-Methyl naphthalene	µg/kg	390 U	390 U	390 U	380 U	390 U	390 U
2-Methylphenol	µg/kg	390 U	390 U	390 U	380 U	390 U	390 U
2-Nitroaniline	µg/kg	1900 U	1900 U	1900 U	1900 U	1900 U	1900 U
2-Nitrophenol	µg/kg	390 U	390 U	390 U	380 U	390 U	390 U
3,3'-Dichlorobenzidine	µg/kg	1900 U	1900 U	1900 U	1900 U	1900 U	1900 U
3-Nitroaniline	µg/kg	1900 U	1900 U	1900 U	1900 U	1900 U	1900 U
4,6-Dinitro-2-methylphenol	µg/kg	1900 U	1900 U	1900 U	1900 U	1900 U	1900 U
4-Bromophenyl phenyl ether	µg/kg	390 U	390 U	390 U	380 U	390 U	390 U
4-Chloro-3-methylphenol	µg/kg	390 U	390 U	390 U	380 U	390 U	390 U
4-Chloroaniline	µg/kg	390 U	390 U	390 U	380 U	390 U	390 U
4-Chlorophenyl phenyl ether	µg/kg	390 U	390 U	390 U	380 U	390 U	390 U
4-Methylphenol	µg/kg	390 U	390 U	390 U	380 U	390 U	390 U
4-Nitroaniline	µg/kg	1900 U	1900 U	1900 U	1900 U	1900 U	1900 U
4-Nitrophenol	µg/kg	1900 U	1900 U	1900 U	1900 U	1900 U	1900 U
Acenaphthene	µg/kg	390 U	390 U	390 U	380 U	390 U	390 U
Acenaphthylene	µg/kg	390 U	390 U	390 U	380 U	390 U	390 U
Anthracene	µg/kg	390 U	390 U	390 U	380 U	390 U	390 U
Benzo(a)anthracene	µg/kg	390 U	390 U	390 U	380 U	390 U	390 U
Benzo(a)pyrene	µg/kg	390 U	390 U	390 U	380 U	390 U	390 U
Benzo(b)fluoranthene	µg/kg	390 U	390 U	390 U	380 U	390 U	390 U

TABLE D.2B

ANALYTICAL RESULTS SUMMARY - SOILS
REMEDIAL INVESTIGATION/FEASIBILITY STUDY
VON ROLL ISOLA SITE
SCHENECTADY, NEW YORK
SEPTEMBER - NOVEMBER 2001

	Sample Location:	*B16-SS1*	*B16-SS2*	*B16-SS3*	*B16-SS4*	*B16-SS5*	*B16-SS6*
	Sample ID:	*S-18631-100201-MEJ-016*	*S-18631-100201-MEJ-015*	*S-18631-100201-MEJ-014*	*S-18631-100201-MEJ-013*	*S-18631-100201-MEJ-017*	*S-18631-100201-MEJ-018*
	Sample Date:	*10/2/2001*	*10/2/2001*	*10/2/2001*	*10/2/2001*	*10/2/2001*	*10/2/2001*
	Depth:	*0-6 ft*	*0-6 ft*	*0-6 ft*	*0-6 ft*	*0-6 ft*	*0-6 ft*
Parameter	*Unit*						
Benzo(g,h,i)perylene	µg/kg	390 U	390 U	390 U	380 U	390 U	390 U
Benzo(k)fluoranthene	µg/kg	390 U	390 U	390 U	380 U	390 U	390 U
bis(2-Chloroethoxy)methane	µg/kg	390 U	390 U	390 U	380 U	390 U	390 U
bis(2-Chloroethyl)ether	µg/kg	390 U	390 U	390 U	380 U	390 U	390 U
bis(2-Ethylhexyl)phthalate	µg/kg	390 U	390 U	390 U	380 U	390 U	390 U
Butyl benzylphthalate	µg/kg	390 U	68 J	390 U	380 U	390 U	390 U
Carbazole	µg/kg	390 U	390 U	390 U	380 U	390 U	390 U
Chrysene	µg/kg	390 U	390 U	390 U	380 U	390 U	390 U
Dibenz(a,h)anthracene	µg/kg	390 U	390 U	390 U	380 U	390 U	390 U
Dibenzofuran	µg/kg	390 U	390 U	390 U	380 U	390 U	390 U
Diethyl phthalate	µg/kg	390 U	390 U	390 U	380 U	390 U	390 U
Dimethyl phthalate	µg/kg	390 U	390 U	390 U	380 U	390 U	390 U
Di-n-butylphthalate	µg/kg	390 U	390 U	390 U	380 U	390 U	390 U
Di-n-octyl phthalate	µg/kg	390 U	390 U	390 U	380 U	390 U	390 U
Fluoranthene	µg/kg	390 U	390 U	390 U	380 U	390 U	390 U
Fluorene	µg/kg	390 U	390 U	390 U	380 U	390 U	390 U
Hexachlorobenzene	µg/kg	390 U	390 U	390 U	380 U	390 U	390 U
Hexachlorobutadiene	µg/kg	390 U	390 U	390 U	380 U	390 U	390 U
Hexachlorocyclopentadiene	µg/kg	1900 U	1900 U	1900 U	1900 U	1900 U	1900 U
Hexachloroethane	µg/kg	390 U	390 U	390 U	380 U	390 U	390 U
Indeno(1,2,3-cd)pyrene	µg/kg	390 U	390 U	390 U	380 U	390 U	390 U
Isophorone	µg/kg	390 U	390 U	390 U	380 U	390 U	390 U
Naphthalene	µg/kg	390 U	390 U	390 U	380 U	390 U	390 U
Nitrobenzene	µg/kg	390 U	390 U	390 U	380 U	390 U	390 U
N-Nitrosodi-n-propylamine	µg/kg	390 U	390 U	390 U	380 U	390 U	390 U
N-Nitrosodiphenylamine	µg/kg	390 U	390 U	390 U	380 U	390 U	390 U
Pentachlorophenol	µg/kg	1900 U	1900 U	1900 U	1900 U	1900 U	1900 U
Phenanthrene	µg/kg	390 U	390 U	390 U	380 U	390 U	390 U
Phenol	µg/kg	390 U	390 U	390 U	380 U	390 U	390 U
Pyrene	µg/kg	390 U	390 U	390 U	380 U	390 U	390 U

TABLE D.2B

ANALYTICAL RESULTS SUMMARY - SOILS
REMEDIAL INVESTIGATION/FEASIBILITY STUDY
VON ROLL ISOLA SITE
SCHENECTADY, NEW YORK
SEPTEMBER - NOVEMBER 2001

	Sample Location:	*B16-SS1*	*B16-SS2*	*B16-SS3*	*B16-SS4*	*B16-SS5*	*B16-SS6*
	Sample ID:	*S-18631-100201-MEJ-016*	*S-18631-100201-MEJ-015*	*S-18631-100201-MEJ-014*	*S-18631-100201-MEJ-013*	*S-18631-100201-MEJ-017*	*S-18631-100201-MEJ-018*
	Sample Date:	*10/2/2001*	*10/2/2001*	*10/2/2001*	*10/2/2001*	*10/2/2001*	*10/2/2001*
	Depth:	*0-6 ft*	*0-6 ft*	*0-6 ft*	*0-6 ft*	*0-6 ft*	*0-6 ft*
Parameter	*Unit*						
PCBs							
Aroclor-1016 (PCB-1016)	µg/kg	39 U	39 U	39 U	38 U	39 U	39 U
Aroclor-1221 (PCB-1221)	µg/kg	39 U	39 U	39 U	38 U	39 U	39 U
Aroclor-1232 (PCB-1232)	µg/kg	39 U	39 U	39 U	38 U	39 U	39 U
Aroclor-1242 (PCB-1242)	µg/kg	39 U	39 U	39 U	38 U	39 U	39 U
Aroclor-1248 (PCB-1248)	µg/kg	39 U	39 U	39 U	38 U	39 U	39 U
Aroclor-1254 (PCB-1254)	µg/kg	39 U	39 U	39 U	38 U	39 U	39 U
Aroclor-1260 (PCB-1260)	µg/kg	39 U	39 U	39 U	38 U	39 U	39 U
General Chemistry							
Phenolics (Total)	mg/kg	1.2 U	1.2 U	1.2 U	1.2 U	1.2 U	1.2 U
Total Petroleum Hydrocarbons (C21-C28)	mg/kg	15 J	30	9.2 J	17 U	6.3 J	20 U
Total Solids	%	84.3	83.7	84.8	85.8	84.9	85.6

Notes:

J Estimated.
PCBs Polychlorinated Biphenyls.
U Non-detect at associated value.

TABLE D.2B

ANALYTICAL RESULTS SUMMARY - SOILS
REMEDIAL INVESTIGATION/FEASIBILITY STUDY
VON ROLL ISOLA SITE
SCHENECTADY, NEW YORK
SEPTEMBER - NOVEMBER 2001

	Sample Location:	*U6-SB1*	*U6-SB1*	*U6-SB2*	*U6-SB2*	*U8-SB1*	*U8-SB1*
	Sample ID:	*S-18631-100901-MEJ-019a*	*S-18631-100901-MEJ-019b*	*S-18631-100901-MEJ-020a*	*S-18631-100901-MEJ-020b*	*S-18631-092701-MEJ-011a*	*S-18631-092701-MEJ-011b*
	Sample Date:	*10/9/2001*	*10/9/2001*	*10/9/2001*	*10/9/2001*	*9/27/2001*	*9/27/2001*
	Depth:	*4-8 ft*	*16-20 ft*	*0-4 ft*	*16-20 ft*	*18-20 ft*	*58-60 ft*
Parameter	*Unit*						
Volatiles							
1,1,1-Trichloroethane	µg/kg	5.6 U	5.3 U	5.4 U	6.2 U	5.3 U	5.9 U
1,1,2,2-Tetrachloroethane	µg/kg	5.6 U	5.3 U	5.4 U	6.2 U	5.3 U	5.9 U
1,1,2-Trichloroethane	µg/kg	5.6 U	5.3 U	5.4 U	6.2 U	5.3 U	5.9 U
1,1-Dichloroethane	µg/kg	5.6 U	5.3 U	5.4 U	6.2 U	5.3 UJ	5.9 UJ
1,1-Dichloroethene	µg/kg	5.6 U	5.3 U	5.4 U	6.2 U	5.3 U	5.9 U
1,2-Dichloroethane	µg/kg	5.6 U	5.3 U	5.4 U	6.2 U	5.3 U	5.9 U
1,2-Dichloropropane	µg/kg	5.6 U	5.3 U	5.4 U	6.2 U	5.3 U	5.9 U
2-Butanone	µg/kg	22 UJ	21 UJ	21 UJ	25 UJ	21 UJ	24 UJ
2-Hexanone	µg/kg	22 U	21 U	21 U	25 U	21 UJ	24 UJ
4-Methyl-2-pentanone	µg/kg	22 U	21 U	21 U	25 U	21 UJ	24 UJ
Acetone	µg/kg	22 UJ	21 UJ	21 UJ	25 UJ	21 UJ	24 UJ
Benzene	µg/kg	5.6 U	5.3 U	5.4 U	6.2 U	5.3 U	5.9 U
Bromodichloromethane	µg/kg	5.6 U	5.3 U	5.4 U	6.2 U	5.3 U	5.9 U
Bromoform	µg/kg	5.6 U	5.3 U	5.4 U	6.2 U	5.3 U	5.9 U
Bromomethane	µg/kg	R	R	R	R	R	R
Carbon disulfide	µg/kg	5.6 U	5.3 U	5.4 U	6.2 U	5.3 U	5.9 U
Carbon tetrachloride	µg/kg	5.6 U	5.3 U	5.4 U	6.2 U	5.3 U	5.9 U
Chlorobenzene	µg/kg	5.6 U	5.3 U	5.4 U	6.2 U	5.3 U	5.9 U
Chloroethane	µg/kg	11 U	11 U	11 U	12 U	11 U	12 U
Chloroform (Trichloromethane)	µg/kg	5.6 U	5.3 U	5.4 U	6.2 U	5.3 U	5.9 U
Chloromethane	µg/kg	11 U	11 U	11 U	12 U	11 U	12 U
cis 1,2-Dichloroethene	µg/kg	5.6 U	5.3 U	5.4 U	6.2 U	5.3 U	5.9 U
cis-1,3-Dichloropropene	µg/kg	5.6 U	5.3 U	5.4 U	6.2 U	5.3 U	5.9 U
Dibromochloromethane	µg/kg	5.6 U	5.3 U	5.4 U	6.2 U	5.3 U	5.9 U
Ethylbenzene	µg/kg	15	2.3 J	5.4 U	6.2 U	5.3 U	5.9 U
Methylene chloride	µg/kg	5.6 U	5.3 U	5.4 U	6.2 U	5.3 U	5.9 U
Styrene	µg/kg	5.6 U	5.3 U	5.4 U	6.2 U	5.3 U	5.9 U
Tetrachloroethene	µg/kg	5.6 U	5.3 U	5.4 U	6.2 U	5.3 U	1.7 J
Toluene	µg/kg	2.6 J	2.7 J	1.7 J	1.7 J	2.2 J	1.3 J
trans-1,2-Dichloroethene	µg/kg	5.6 U	5.3 U	5.4 U	6.2 U	5.3 U	5.9 U
trans-1,3-Dichloropropene	µg/kg	5.6 U	5.3 U	5.4 U	6.2 U	5.3 U	5.9 U
Trichloroethene	µg/kg	5.6 U	5.3 U	5.4 U	6.2 U	5.3 U	5.9 U
Vinyl chloride	µg/kg	11 U	11 U	11 U	12 U	11 U	12 U
Xylene (total)	µg/kg	100	14 J	16 U	19 U	16 U	18 U

TABLE D.2B

ANALYTICAL RESULTS SUMMARY - SOILS
REMEDIAL INVESTIGATION/FEASIBILITY STUDY
VON ROLL ISOLA SITE
SCHENECTADY, NEW YORK
SEPTEMBER - NOVEMBER 2001

	Sample Location:	*U6-SB1*	*U6-SB1*	*U6-SB2*	*U6-SB2*	*U8-SB1*	*U8-SB1*
	Sample ID:	*S-18631-100901-MEJ-019a*	*S-18631-100901-MEJ-019b*	*S-18631-100901-MEJ-020a*	*S-18631-100901-MEJ-020b*	*S-18631-092701-MEJ-011a*	*S-18631-092701-MEJ-011b*
	Sample Date:	*10/9/2001*	*10/9/2001*	*10/9/2001*	*10/9/2001*	*9/27/2001*	*9/27/2001*
	Depth:	*4-8 ft*	*16-20 ft*	*0-4 ft*	*16-20 ft*	*18-20 ft*	*58-60 ft*
Parameter	*Unit*						
Semi-Volatiles							
1,2,4-Trichlorobenzene	µg/kg	370 U	690 U	350 U	410 U	350 U	390 U
1,2-Dichlorobenzene	µg/kg	370 U	690 U	350 U	410 U	350 U	390 U
1,3-Dichlorobenzene	µg/kg	370 U	690 U	350 U	410 U	350 U	390 U
1,4-Dichlorobenzene	µg/kg	370 U	690 U	350 U	410 U	350 U	390 U
2,2'-oxybis(1-Chloropropane)	µg/kg	370 U	690 U	350 U	410 U	350 UJ	390 UJ
2,4,5-Trichlorophenol	µg/kg	370 U	690 U	350 U	410 U	350 U	390 U
2,4,6-Trichlorophenol	µg/kg	370 U	690 U	350 U	410 U	350 U	390 U
2,4-Dichlorophenol	µg/kg	370 U	690 U	350 U	410 U	350 U	390 U
2,4-Dimethylphenol	µg/kg	370 U	690 U	350 U	410 U	350 U	390 U
2,4-Dinitrophenol	µg/kg	1800 U	3400 U	1700 U	2000 U	1700 U	1900 U
2,4-Dinitrotoluene	µg/kg	370 U	690 U	350 U	410 U	350 U	390 U
2,6-Dinitrotoluene	µg/kg	370 U	690 U	350 U	410 U	350 U	390 U
2-Chloronaphthalene	µg/kg	370 U	690 U	350 U	410 U	350 U	390 U
2-Chlorophenol	µg/kg	370 U	690 U	350 U	410 U	350 U	390 U
2-Methyl naphthalene	µg/kg	370 U	690 U	350 U	410 U	350 U	41 J
2-Methylphenol	µg/kg	370 U	690 U	350 U	410 U	350 U	390 U
2-Nitroaniline	µg/kg	1800 U	3400 U	1700 U	2000 U	1700 U	1900 U
2-Nitrophenol	µg/kg	370 U	690 U	350 U	410 U	350 U	390 U
3,3'-Dichlorobenzidine	µg/kg	1800 U	3400 U	1700 U	2000 U	1700 U	1900 U
3-Nitroaniline	µg/kg	1800 U	3400 U	1700 U	2000 U	1700 U	1900 U
4,6-Dinitro-2-methylphenol	µg/kg	1800 U	3400 U	1700 U	2000 U	1700 U	1900 U
4-Bromophenyl phenyl ether	µg/kg	370 U	690 U	350 U	410 U	350 U	390 U
4-Chloro-3-methylphenol	µg/kg	370 U	690 U	350 U	410 U	350 U	390 U
4-Chloroaniline	µg/kg	370 U	690 U	350 U	410 U	350 U	390 U
4-Chlorophenyl phenyl ether	µg/kg	370 U	690 U	350 U	410 U	350 U	390 U
4-Methylphenol	µg/kg	370 U	690 U	350 U	410 U	350 U	390 U
4-Nitroaniline	µg/kg	1800 U	3400 U	1700 U	2000 U	1700 U	1900 U
4-Nitrophenol	µg/kg	1800 U	3400 U	1700 U	2000 U	1700 U	1900 U
Acenaphthene	µg/kg	370 U	690 U	350 U	410 U	350 U	100 J
Acenaphthylene	µg/kg	370 U	690 U	350 U	410 U	350 U	390 U
Anthracene	µg/kg	370 U	690 U	350 U	410 U	350 U	210 J
Benzo(a)anthracene	µg/kg	58 J	690 U	350 U	410 U	350 U	320 J
Benzo(a)pyrene	µg/kg	370 U	690 U	350 U	410 U	350 U	270 J
Benzo(b)fluoranthene	µg/kg	41 J	690 U	350 U	410 U	350 U	200 J

TABLE D.2B

ANALYTICAL RESULTS SUMMARY - SOILS
REMEDIAL INVESTIGATION/FEASIBILITY STUDY
VON ROLL ISOLA SITE
SCHENECTADY, NEW YORK
SEPTEMBER - NOVEMBER 2001

	Sample Location:	*U6-SB1*	*U6-SB1*	*U6-SB2*	*U6-SB2*	*U8-SB1*	*U8-SB1*
	Sample ID:	*S-18631-100901-MEJ-019a*	*S-18631-100901-MEJ-019b*	*S-18631-100901-MEJ-020a*	*S-18631-100901-MEJ-020b*	*S-18631-092701-MEJ-011a*	*S-18631-092701-MEJ-011b*
	Sample Date:	*10/9/2001*	*10/9/2001*	*10/9/2001*	*10/9/2001*	*9/27/2001*	*9/27/2001*
	Depth:	*4-8 ft*	*16-20 ft*	*0-4 ft*	*16-20 ft*	*18-20 ft*	*58-60 ft*
Parameter	*Unit*						
Benzo(g,h,i)perylene	µg/kg	42 J	690 U	350 U	410 U	350 U	180 J
Benzo(k)fluoranthene	µg/kg	45 J	690 U	350 U	410 U	350 U	240 J
bis(2-Chloroethoxy)methane	µg/kg	370 U	690 U	350 U	410 U	350 U	390 U
bis(2-Chloroethyl)ether	µg/kg	370 U	690 U	350 U	410 U	350 U	390 U
bis(2-Ethylhexyl)phthalate	µg/kg	95 J	140 J	350 U	57 J	170 J	1000
Butyl benzylphthalate	µg/kg	370 U	690 U	350 U	410 U	350 U	390 U
Carbazole	µg/kg	370 U	690 U	350 U	410 U	350 U	120 J
Chrysene	µg/kg	66 J	690 U	350 U	410 U	350 U	310 J
Dibenz(a,h)anthracene	µg/kg	370 U	690 U	350 U	410 U	350 U	50 J
Dibenzofuran	µg/kg	370 U	690 U	350 U	410 U	350 U	64 J
Diethyl phthalate	µg/kg	370 U	690 U	350 U	410 U	350 U	390 U
Dimethyl phthalate	µg/kg	370 U	690 U	350 U	410 U	350 U	390 U
Di-n-butylphthalate	µg/kg	150 J	690 U	350 U	410 U	350 U	390 U
Di-n-octyl phthalate	µg/kg	370 U	690 U	350 U	410 U	350 U	390 U
Fluoranthene	µg/kg	160 J	690 U	350 U	410 U	350 U	760
Fluorene	µg/kg	370 U	690 U	350 U	410 U	350 U	110 J
Hexachlorobenzene	µg/kg	370 U	690 U	350 U	410 U	350 U	390 U
Hexachlorobutadiene	µg/kg	370 U	690 U	350 U	410 U	350 U	390 U
Hexachlorocyclopentadiene	µg/kg	1800 U	3400 U	1700 U	2000 U	1700 UJ	1900 UJ
Hexachloroethane	µg/kg	370 U	690 U	350 U	410 U	350 U	390 U
Indeno(1,2,3-cd)pyrene	µg/kg	41 J	690 U	350 U	410 U	350 U	200 J
Isophorone	µg/kg	370 U	690 U	350 U	410 U	350 U	390 U
Naphthalene	µg/kg	370 U	690 U	350 U	410 U	350 U	89 J
Nitrobenzene	µg/kg	370 U	690 U	350 U	410 U	350 U	390 U
N-Nitrosodi-n-propylamine	µg/kg	370 U	690 U	350 U	410 U	350 U	390 U
N-Nitrosodiphenylamine	µg/kg	370 U	690 U	350 U	410 U	350 U	390 U
Pentachlorophenol	µg/kg	1800 U	3400 U	1700 U	2000 U	1700 U	1900 U
Phenanthrene	µg/kg	140 J	690 U	350 U	410 U	350 U	750
Phenol	µg/kg	370 U	690 U	350 U	410 U	350 U	390 U
Pyrene	µg/kg	120 J	690 U	350 U	410 U	350 U	580

TABLE D.2B

ANALYTICAL RESULTS SUMMARY - SOILS
REMEDIAL INVESTIGATION/FEASIBILITY STUDY
VON ROLL ISOLA SITE
SCHENECTADY, NEW YORK
SEPTEMBER - NOVEMBER 2001

	Sample Location:	*U6-SB1*	*U6-SB1*	*U6-SB2*	*U6-SB2*	*U8-SB1*	*U8-SB1*
	Sample ID:	*S-18631-100901-MEJ-019a*	*S-18631-100901-MEJ-019b*	*S-18631-100901-MEJ-020a*	*S-18631-100901-MEJ-020b*	*S-18631-092701-MEJ-011a*	*S-18631-092701-MEJ-011b*
	Sample Date:	*10/9/2001*	*10/9/2001*	*10/9/2001*	*10/9/2001*	*9/27/2001*	*9/27/2001*
	Depth:	*4-8 ft*	*16-20 ft*	*0-4 ft*	*16-20 ft*	*18-20 ft*	*58-60 ft*
Parameter	*Unit*						
PCBs							
Aroclor-1016 (PCB-1016)	µg/kg	37 U	35 U	35 U	41 U	35 U	39 U
Aroclor-1221 (PCB-1221)	µg/kg	37 U	35 U	35 U	41 U	35 U	39 U
Aroclor-1232 (PCB-1232)	µg/kg	37 U	35 U	35 U	41 U	35 U	39 U
Aroclor-1242 (PCB-1242)	µg/kg	37 U	35 U	35 U	41 U	35 U	39 U
Aroclor-1248 (PCB-1248)	µg/kg	37 U	35 U	35 U	41 U	35 U	39 U
Aroclor-1254 (PCB-1254)	µg/kg	37 U	35 U	35 U	41 U	35 U	39 U
Aroclor-1260 (PCB-1260)	µg/kg	37 U	35 U	35 U	41 U	35 U	39 U
General Chemistry							
Phenolics (Total)	mg/kg	1.1 U	1.1 U	1.1 U	1.2 U	1.1 U	1.2 U
Total Petroleum Hydrocarbons (C21-C28)	mg/kg	20	25 J	5.7 J	21 U	5.4 J	290 J
Total Solids	%	89.5	95.2	93.3	80.8	94.0	85.0

Notes:

J Estimated.
PCBs Polychlorinated Biphenyls.
U Non-detect at associated value.

TABLE D.2B

ANALYTICAL RESULTS SUMMARY - SOILS
REMEDIAL INVESTIGATION/FEASIBILITY STUDY
VON ROLL ISOLA SITE
SCHENECTADY, NEW YORK
SEPTEMBER - NOVEMBER 2001

	Sample Location:	*U8-SB2*	*U8-SB2*	*U8-SB3*	*U8-SB3*	*U8-SB4*	*U8-SB4*
	Sample ID:	*S-18631-092701-MEJ-009a*	*S-18631-092701-MEJ-009b*	*S-18631-092701-MEJ-010a*	*S-18631-092701-MEJ-010b*	*S-18631-092801-MEJ-012a*	*S-18631-100101-MEJ-012b*
	Sample Date:	*9/27/2001*	*9/27/2001*	*9/27/2001*	*9/27/2001*	*9/28/2001*	*10/1/2001*
	Depth:	*12-14 ft*	*18-20 ft*	*6-8 ft*	*18-20 ft*	*22-24 ft*	*50-52 ft*
Parameter	*Unit*						
Volatiles							
1,1,1-Trichloroethane	µg/kg	5.2 U	5.3 U	5.3 U	5.2 U	5.4 U	6.2 U
1,1,2,2-Tetrachloroethane	µg/kg	5.2 U	5.3 U	5.3 U	5.2 U	5.4 U	6.2 U
1,1,2-Trichloroethane	µg/kg	5.2 U	5.3 U	5.3 U	5.2 U	5.4 U	6.2 U
1,1-Dichloroethane	µg/kg	5.2 UJ	5.3 UJ	5.3 UJ	5.2 UJ	5.4 UJ	6.2 UJ
1,1-Dichloroethene	µg/kg	5.2 U	5.3 U	5.3 U	5.2 U	5.4 U	6.2 U
1,2-Dichloroethane	µg/kg	5.2 U	5.3 U	5.3 U	5.2 U	5.4 U	6.2 U
1,2-Dichloropropane	µg/kg	5.2 U	5.3 U	5.3 U	5.2 U	5.4 U	6.2 U
2-Butanone	µg/kg	21 UJ	21 UJ	21 UJ	21 UJ	22 UJ	25 UJ
2-Hexanone	µg/kg	21 UJ	21 UJ	21 UJ	21 UJ	22 UJ	25 UJ
4-Methyl-2-pentanone	µg/kg	21 UJ	21 UJ	21 UJ	21 UJ	22 UJ	25 UJ
Acetone	µg/kg	21 UJ	21 UJ	21 UJ	21 UJ	22 UJ	13 J
Benzene	µg/kg	5.2 U	5.3 U	5.3 U	5.2 U	5.4 U	6.2 U
Bromodichloromethane	µg/kg	5.2 U	5.3 U	5.3 U	5.2 U	5.4 U	6.2 U
Bromoform	µg/kg	5.2 U	5.3 U	5.3 U	5.2 U	5.4 U	6.2 U
Bromomethane	µg/kg	R	R	R	R	R	R
Carbon disulfide	µg/kg	5.2 U	5.3 U	5.3 U	5.2 U	5.4 U	6.2 U
Carbon tetrachloride	µg/kg	5.2 U	5.3 U	5.3 U	5.2 U	5.4 U	6.2 U
Chlorobenzene	µg/kg	5.2 U	5.3 U	5.3 U	5.2 U	5.4 U	6.2 U
Chloroethane	µg/kg	10 U	11 U	11 U	10 U	11 U	12 U
Chloroform (Trichloromethane)	µg/kg	5.2 U	5.3 U	5.3 U	5.2 U	5.4 U	6.2 U
Chloromethane	µg/kg	10 U	11 U	11 U	10 U	11 U	12 U
cis-1,2-Dichloroethene	µg/kg	5.2 U	5.3 U	5.3 U	5.2 U	5.4 U	6.2 U
cis-1,3-Dichloropropene	µg/kg	5.2 U	5.3 U	5.3 U	5.2 U	5.4 U	6.2 U
Dibromochloromethane	µg/kg	5.2 U	5.3 U	5.3 U	5.2 U	5.4 U	6.2 U
Ethylbenzene	µg/kg	5.2 U	5.3 U	5.3 U	5.2 U	5.4 U	6.2 U
Methylene chloride	µg/kg	5.2 U	5.3 U	5.3 U	5.2 U	5.4 U	6.2 U
Styrene	µg/kg	5.2 U	5.3 U	5.3 U	5.2 U	5.4 U	6.2 U
Tetrachloroethene	µg/kg	5.2 U	5.3 U	5.3 U	5.2 U	5.4 U	6.2 U
Toluene	µg/kg	1.2 J	5.3 U	5.3 U	1.2 J	5.4 U	6.2 U
trans-1,2-Dichloroethene	µg/kg	5.2 U	5.3 U	5.3 U	5.2 U	5.4 U	6.2 U
trans-1,3-Dichloropropene	µg/kg	5.2 U	5.3 U	5.3 U	5.2 U	5.4 U	6.2 U
Trichloroethene	µg/kg	5.2 U	5.3 U	5.3 U	5.2 U	5.4 U	6.2 U
Vinyl chloride	µg/kg	10 U	11 U	11 U	10 U	11 U	12 U
Xylene (total)	µg/kg	16 U	16 U	16 U	16 U	16 U	19 U

TABLE D.2B

ANALYTICAL RESULTS SUMMARY - SOILS
REMEDIAL INVESTIGATION/FEASIBILITY STUDY
VON ROLL ISOLA SITE
SCHENECTADY, NEW YORK
SEPTEMBER - NOVEMBER 2001

	Sample Location:	*U8-SB2*	*U8-SB2*	*U8-SB3*	*U8-SB3*	*U8-SB4*	*U8-SB4*
	Sample ID:	*S-18631-092701-MEJ-009a*	*S-18631-092701-MEJ-009b*	*S-18631-092701-MEJ-010a*	*S-18631-092701-MEJ-010b*	*S-18631-092801-MEJ-012a*	*S-18631-100101-MEJ-012b*
	Sample Date:	*9/27/2001*	*9/27/2001*	*9/27/2001*	*9/27/2001*	*9/28/2001*	*10/1/2001*
	Depth:	*12-14 ft*	*18-20 ft*	*6-8 ft*	*18-20 ft*	*22-24 ft*	*50-52 ft*
Parameter	*Unit*						
Semi-Volatiles							
1,2,4-Trichlorobenzene	µg/kg	340 U	350 U	350 U	340 U	360 U	410 U
1,2-Dichlorobenzene	µg/kg	340 U	350 U	350 U	340 U	360 U	410 U
1,3-Dichlorobenzene	µg/kg	340 U	350 U	350 U	340 U	360 U	410 U
1,4-Dichlorobenzene	µg/kg	340 U	350 U	350 U	340 U	360 U	410 U
2,2'-oxybis(1-Chloropropane)	µg/kg	340 UJ	350 UJ	350 UJ	340 UJ	360 UJ	410 U
2,4,5-Trichlorophenol	µg/kg	340 U	350 U	350 U	340 U	360 U	410 U
2,4,6-Trichlorophenol	µg/kg	340 U	350 U	350 U	340 U	360 U	410 U
2,4-Dichlorophenol	µg/kg	340 U	350 U	350 U	340 U	360 U	410 U
2,4-Dimethylphenol	µg/kg	340 U	350 U	350 U	340 U	360 U	410 U
2,4-Dinitrophenol	µg/kg	1700 U	1700 U	1700 U	1700 U	1700 U	2000 UJ
2,4-Dinitrotoluene	µg/kg	340 U	350 U	350 U	340 U	360 U	410 U
2,6-Dinitrotoluene	µg/kg	340 U	350 U	350 U	340 U	360 U	410 U
2-Chloronaphthalene	µg/kg	340 U	350 U	350 U	340 U	360 U	410 U
2-Chlorophenol	µg/kg	340 U	350 U	350 U	340 U	360 U	410 U
2-Methyl naphthalene	µg/kg	340 U	350 U	350 U	340 U	360 U	410 U
2-Methylphenol	µg/kg	340 U	350 U	350 U	340 U	360 U	410 U
2-Nitroaniline	µg/kg	1700 U	1700 U	1700 U	1700 U	1700 U	2000 U
2-Nitrophenol	µg/kg	340 U	350 U	350 U	340 U	360 U	410 U
3,3'-Dichlorobenzidine	µg/kg	1700 U	1700 U	1700 U	1700 U	1700 U	2000 U
3-Nitroaniline	µg/kg	1700 U	1700 U	1700 U	1700 U	1700 U	2000 U
4,6-Dinitro-2-methylphenol	µg/kg	1700 U	1700 U	1700 U	1700 U	1700 U	2000 U
4-Bromophenyl phenyl ether	µg/kg	340 U	350 U	350 U	340 U	360 U	410 U
4-Chloro-3-methylphenol	µg/kg	340 U	350 U	350 U	340 U	360 U	410 U
4-Chloroaniline	µg/kg	340 U	350 U	350 U	340 U	360 U	410 U
4-Chlorophenyl phenyl ether	µg/kg	340 U	350 U	350 U	340 U	360 U	410 U
4-Methylphenol	µg/kg	340 U	350 U	350 U	340 U	360 U	410 U
4-Nitroaniline	µg/kg	1700 U	1700 U	1700 U	1700 U	1700 U	2000 U
4-Nitrophenol	µg/kg	1700 U	1700 U	1700 U	1700 U	1700 U	2000 U
Acenaphthene	µg/kg	340 U	350 U	350 U	340 U	360 U	410 U
Acenaphthylene	µg/kg	340 U	350 U	350 U	340 U	360 U	410 U
Anthracene	µg/kg	340 U	350 U	350 U	340 U	360 U	410 U
Benzo(a)anthracene	µg/kg	340 U	350 U	350 U	340 U	360 U	410 U
Benzo(a)pyrene	µg/kg	340 U	350 U	350 U	340 U	360 U	410 U
Benzo(b)fluoranthene	µg/kg	340 U	350 U	350 U	340 U	360 U	410 U

TABLE D.2B

ANALYTICAL RESULTS SUMMARY - SOILS
REMEDIAL INVESTIGATION/FEASIBILITY STUDY
VON ROLL ISOLA SITE
SCHENECTADY, NEW YORK
SEPTEMBER - NOVEMBER 2001

	Sample Location:	*U8-SB2*	*U8-SB2*	*U8-SB3*	*U8-SB3*	*U8-SB4*	*U8-SB4*
	Sample ID:	*S-18631-092701-MEJ-009a*	*S-18631-092701-MEJ-009b*	*S-18631-092701-MEJ-010a*	*S-18631-092701-MEJ-010b*	*S-18631-092801-MEJ-012a*	*S-18631-100101-MEJ-012b*
	Sample Date:	*9/27/2001*	*9/27/2001*	*9/27/2001*	*9/27/2001*	*9/28/2001*	*10/1/2001*
	Depth:	*12-14 ft*	*18-20 ft*	*6-8 ft*	*18-20 ft*	*22-24 ft*	*50-52 ft*
Parameter	*Unit*						
Benzo(g,h,i)perylene	µg/kg	340 U	350 U	350 U	340 U	360 U	410 U
Benzo(k)fluoranthene	µg/kg	340 U	350 U	350 U	340 U	360 U	410 U
bis(2-Chloroethoxy)methane	µg/kg	340 U	350 U	350 U	340 U	360 U	410 U
bis(2-Chloroethyl)ether	µg/kg	340 U	350 U	350 U	340 U	360 U	410 U
bis(2-Ethylhexyl)phthalate	µg/kg	260 J	760	110 J	89 J	230 J	66 J
Butyl benzylphthalate	µg/kg	340 U	350 U	350 U	340 U	360 U	410 U
Carbazole	µg/kg	340 U	350 U	350 U	340 U	360 U	410 U
Chrysene	µg/kg	340 U	350 U	350 U	340 U	360 U	410 U
Dibenz(a,h)anthracene	µg/kg	340 U	350 U	350 U	340 U	360 U	410 U
Dibenzofuran	µg/kg	340 U	350 U	350 U	340 U	360 U	410 U
Diethyl phthalate	µg/kg	340 U	350 U	350 U	340 U	360 U	410 U
Dimethyl phthalate	µg/kg	340 U	350 U	350 U	340 U	360 U	410 U
Di-n-butylphthalate	µg/kg	340 U	350 U	350 U	340 U	360 U	410 U
Di-n-octyl phthalate	µg/kg	340 U	350 U	350 U	340 U	360 U	410 U
Fluoranthene	µg/kg	340 U	350 U	350 U	340 U	360 U	410 U
Fluorene	µg/kg	340 U	350 U	350 U	340 U	360 U	410 U
Hexachlorobenzene	µg/kg	340 U	350 U	350 U	340 U	360 U	410 U
Hexachlorobutadiene	µg/kg	340 U	350 U	350 U	340 U	360 U	410 U
Hexachlorocyclopentadiene	µg/kg	1700 UJ	1700 UJ	1700 UJ	1700 UJ	1700 UJ	2000 U
Hexachloroethane	µg/kg	340 U	350 U	350 U	340 U	360 U	410 U
Indeno(1,2,3-cd)pyrene	µg/kg	340 U	350 U	350 U	340 U	360 U	410 U
Isophorone	µg/kg	340 U	350 U	350 U	340 U	360 U	410 U
Naphthalene	µg/kg	340 U	350 U	350 U	340 U	360 U	410 U
Nitrobenzene	µg/kg	340 U	350 U	350 U	340 U	360 U	410 U
N-Nitrosodi-n-propylamine	µg/kg	340 U	350 U	350 U	340 U	360 U	410 U
N-Nitrosodiphenylamine	µg/kg	340 U	350 U	350 U	340 U	360 U	410 U
Pentachlorophenol	µg/kg	1700 U	1700 U	1700 U	1700 U	1700 U	2000 U
Phenanthrene	µg/kg	340 U	350 U	350 U	340 U	360 U	410 U
Phenol	µg/kg	340 U	350 U	350 U	340 U	360 U	410 U
Pyrene	µg/kg	340 U	350 U	350 U	340 U	360 U	410 U

TABLE D.2B

ANALYTICAL RESULTS SUMMARY - SOILS
REMEDIAL INVESTIGATION/FEASIBILITY STUDY
VON ROLL ISOLA SITE
SCHENECTADY, NEW YORK
SEPTEMBER - NOVEMBER 2001

	Sample Location:	*U8-SB2*	*U8-SB2*	*U8-SB3*	*U8-SB3*	*U8-SB4*	*U8-SB4*
	Sample ID:	*S-18631-092701-MEJ-009a*	*S-18631-092701-MEJ-009b*	*S-18631-092701-MEJ-010a*	*S-18631-092701-MEJ-010b*	*S-18631-092801-MEJ-012a*	*S-18631-100101-MEJ-012b*
	Sample Date:	*9/27/2001*	*9/27/2001*	*9/27/2001*	*9/27/2001*	*9/28/2001*	*10/1/2001*
	Depth:	*12-14 ft*	*18-20 ft*	*6-8 ft*	*18-20 ft*	*22-24 ft*	*50-52 ft*
Parameter	*Unit*						
PCBs							
Aroclor-1016 (PCB-1016)	µg/kg	34 U	35 U	35 U	34 U	36 U	41 U
Aroclor-1221 (PCB-1221)	µg/kg	34 U	35 U	35 U	34 U	36 U	41 U
Aroclor-1232 (PCB-1232)	µg/kg	34 U	35 U	35 U	34 U	36 U	41 U
Aroclor-1242 (PCB-1242)	µg/kg	34 U	35 U	35 U	34 U	36 U	41 U
Aroclor-1248 (PCB-1248)	µg/kg	34 U	35 U	35 U	34 U	36 U	41 U
Aroclor-1254 (PCB-1254)	µg/kg	34 U	35 U	35 U	34 U	36 U	41 U
Aroclor-1260 (PCB-1260)	µg/kg	34 U	35 U	35 U	34 U	36 U	41 U
General Chemistry							
Phenolics (Total)	mg/kg	1.0 U	1.1 U	1.1 U	1.0 U	1.1 U	1.2 U
Total Petroleum Hydrocarbons (C21-C28)	mg/kg	18 U	48	18 U	17 U	5.6 J	20 U
Total Solids	%	95.7	94.6	93.5	95.8	91.9	81.0

Notes:

J Estimated.
PCBs Polychlorinated Biphenyls.
U Non-detect at associated value.

TABLE D.2B

ANALYTICAL RESULTS SUMMARY - SOILS
REMEDIAL INVESTIGATION/FEASIBILITY STUDY
VON ROLL ISOLA SITE
SCHENECTADY, NEW YORK
SEPTEMBER - NOVEMBER 2001

	Sample Location:	*U18-SB1*	*U18-SB1*	*U18-SB1*	*U18-SB1*	*U18-SB2*	*U18-SB2*
	Sample ID:	*S-18631-092501-MEJ-004a*	*S-18631-092501-MEJ-005a*	*S-18631-092501-MEJ-004b*	*S-18631-092501-MEJ-005b*	*S-18631-092401-MEJ-001a*	*S-18631-092401-MEJ-001b*
	Sample Date:	*9/25/2001*	*9/25/2001*	*9/25/2001*	*9/25/2001*	*9/24/2001*	*9/24/2001*
	Depth:	*2-4 ft*	*2-4 ft*	*18-20 ft*	*18-20 ft*	*2-4 ft*	*18-20 ft*
			Duplicate		*Duplicate*		
Parameter	*Unit*						
Volatiles							
1,1,1-Trichloroethane	µg/kg	5.3 U	5.3 U	5.2 U	5.2 U	5.3 U	5.2 U
1,1,2,2-Tetrachloroethane	µg/kg	5.3 U	5.3 U	5.2 U	5.2 U	5.3 U	5.2 U
1,1,2-Trichloroethane	µg/kg	5.3 U	5.3 U	5.2 U	5.2 U	5.3 U	5.2 U
1,1-Dichloroethane	µg/kg	5.3 U	5.3 U	5.2 U	5.2 U	5.3 U	5.2 U
1,1-Dichloroethene	µg/kg	5.3 U	5.3 U	5.2 U	5.2 U	5.3 U	5.2 U
1,2-Dichloroethane	µg/kg	5.3 U	5.3 U	5.2 U	5.2 U	5.3 U	5.2 U
1,2-Dichloropropane	µg/kg	5.3 U	5.3 U	5.2 U	5.2 U	5.3 U	5.2 U
2-Butanone	µg/kg	21 U	21 U	21 U	21 U	21 U	21 U
2-Hexanone	µg/kg	21 U	21 UJ	21 U	21 UJ	21 U	21 U
4-Methyl-2-pentanone	µg/kg	21 U	21 U	21 U	21 U	21 U	21 U
Acetone	µg/kg	21 UJ	21 U	21 UJ	21 U	21 U	21 U
Benzene	µg/kg	5.3 U	5.3 U	5.2 U	5.2 U	5.3 U	5.2 U
Bromodichloromethane	µg/kg	5.3 U	5.3 U	5.2 U	5.2 U	5.3 U	5.2 U
Bromoform	µg/kg	5.3 U	5.3 U	5.2 U	5.2 U	5.3 U	5.2 U
Bromomethane	µg/kg	11 U	R	10 U	R	11 U	10 U
Carbon disulfide	µg/kg	5.3 U	5.3 U	5.2 U	5.2 U	5.3 U	5.2 U
Carbon tetrachloride	µg/kg	5.3 U	5.3 U	5.2 U	5.2 U	5.3 U	5.2 U
Chlorobenzene	µg/kg	5.3 U	5.3 U	5.2 U	5.2 U	5.3 U	5.2 U
Chloroethane	µg/kg	11 U	11 UJ	10 U	10 UJ	11 U	10 U
Chloroform (Trichloromethane)	µg/kg	5.3 U	5.3 U	5.2 U	5.2 U	5.3 U	5.2 U
Chloromethane	µg/kg	11 U	11 U	10 U	10 U	11 U	10 U
cis-1,2-Dichloroethene	µg/kg	5.3 U	5.3 U	5.2 U	5.2 U	5.3 U	5.2 U
cis-1,3-Dichloropropene	µg/kg	5.3 U	5.3 U	5.2 U	5.2 U	5.3 U	5.2 U
Dibromochloromethane	µg/kg	5.3 U	5.3 U	5.2 U	5.2 U	5.3 U	5.2 U
Ethylbenzene	µg/kg	5.3 U	5.3 U	5.2 U	5.2 U	5.3 U	5.2 U
Methylene chloride	µg/kg	5.3 UJ	5.3 U	5.2 UJ	5.2 U	5.3 U	5.2 U
Styrene	µg/kg	5.3 U	5.3 U	5.2 U	5.2 U	5.3 U	5.2 U
Tetrachloroethene	µg/kg	5.3 U	5.3 U	5.2 U	5.2 U	5.3 U	5.2 U
Toluene	µg/kg	1.7 J	5.3 U	2.6 J	5.2 U	6.1 U	16
trans-1,2-Dichloroethene	µg/kg	5.3 U	5.3 U	5.2 U	5.2 U	5.3 U	5.2 U
trans-1,3-Dichloropropene	µg/kg	5.3 U	5.3 U	5.2 U	5.2 U	5.3 U	5.2 U
Trichloroethene	µg/kg	5.3 U	5.3 U	5.2 U	5.2 U	5.3 U	5.2 U
Vinyl chloride	µg/kg	11 U	11 U	10 U	10 U	11 U	10 U
Xylene (total)	µg/kg	16 U	16 U	16 U	16 U	16 U	16 U

TABLE D.2B

ANALYTICAL RESULTS SUMMARY - SOILS
REMEDIAL INVESTIGATION/FEASIBILITY STUDY
VON ROLL ISOLA SITE
SCHENECTADY, NEW YORK
SEPTEMBER - NOVEMBER 2001

	Sample Location:	*U18-SB1*	*U18-SB1*	*U18-SB1*	*U18-SB1*	*U18-SB2*	*U18-SB2*
	Sample ID:	*S-18631-092501-MEJ-004a*	*S-18631-092501-MEJ-005a*	*S-18631-092501-MEJ-004b*	*S-18631-092501-MEJ-005b*	*S-18631-092401-MEJ-001a*	*S-18631-092401-MEJ-001b*
	Sample Date:	*9/25/2001*	*9/25/2001*	*9/25/2001*	*9/25/2001*	*9/24/2001*	*9/24/2001*
	Depth:	*2-4 ft*	*2-4 ft*	*18-20 ft*	*18-20 ft*	*2-4 ft*	*18-20 ft*
			Duplicate		*Duplicate*		
Parameter	*Unit*						
Semi-Volatiles							
1,2,4-Trichlorobenzene	µg/kg	350 U	350 U	340 U	340 U	350 U	350 U
1,2-Dichlorobenzene	µg/kg	350 U	350 U	340 U	340 U	350 U	350 U
1,3-Dichlorobenzene	µg/kg	350 U	350 U	340 U	340 U	350 U	350 U
1,4-Dichlorobenzene	µg/kg	350 U	350 U	340 U	340 U	350 U	350 U
2,2'-oxybis(1-Chloropropane)	µg/kg	350 U	350 U	340 U	340 U	350 U	350 U
2,4,5-Trichlorophenol	µg/kg	350 U	350 U	340 U	340 U	350 U	350 U
2,4,6-Trichlorophenol	µg/kg	350 U	350 U	340 U	340 U	350 U	350 U
2,4-Dichlorophenol	µg/kg	350 U	350 U	340 U	340 U	350 U	350 U
2,4-Dimethylphenol	µg/kg	350 U	350 U	340 U	340 U	350 U	350 U
2,4-Dinitrophenol	µg/kg	1700 U	1700 U	1700 U	1700 U	1700 U	1700 U
2,4-Dinitrotoluene	µg/kg	350 U	350 U	340 U	340 U	350 U	350 U
2,6-Dinitrotoluene	µg/kg	350 U	350 U	340 U	340 U	350 U	350 U
2-Chloronaphthalene	µg/kg	350 U	350 U	340 U	340 U	350 U	350 U
2-Chlorophenol	µg/kg	350 U	350 U	340 U	340 U	350 U	350 U
2-Methyl naphthalene	µg/kg	350 U	350 U	340 U	340 U	350 U	350 U
2-Methylphenol	µg/kg	350 U	350 U	340 U	340 U	350 U	350 U
2-Nitroaniline	µg/kg	1700 U	1700 U	1700 U	1700 U	1700 U	1700 U
2-Nitrophenol	µg/kg	350 U	350 U	340 U	340 U	350 U	350 U
3,3'-Dichlorobenzidine	µg/kg	1700 U	1700 U	1700 U	1700 U	1700 U	1700 U
3-Nitroaniline	µg/kg	1700 U	1700 U	1700 U	1700 U	1700 U	1700 U
4,6-Dinitro-2-methylphenol	µg/kg	1700 U	1700 U	1700 U	1700 U	1700 U	1700 U
4-Bromophenyl phenyl ether	µg/kg	350 U	350 U	340 U	340 U	350 U	350 U
4-Chloro-3-methylphenol	µg/kg	350 U	350 U	340 U	340 U	350 U	350 U
4-Chloroaniline	µg/kg	350 U	350 U	340 U	340 U	350 U	350 U
4-Chlorophenyl phenyl ether	µg/kg	350 U	350 U	340 U	340 U	350 U	350 U
4-Methylphenol	µg/kg	350 U	350 U	340 U	340 U	350 U	350 U
4-Nitroaniline	µg/kg	1700 U	1700 U	1700 U	1700 U	1700 U	1700 U
4-Nitrophenol	µg/kg	1700 U	1700 U	1700 U	1700 U	1700 U	1700 U
Acenaphthene	µg/kg	350 U	350 U	340 U	340 U	350 U	350 U
Acenaphthylene	µg/kg	350 U	350 U	340 U	340 U	350 U	350 U
Anthracene	µg/kg	350 U	350 U	340 U	340 U	350 U	350 U
Benzo(a)anthracene	µg/kg	350 U	350 U	340 U	340 U	350 U	350 U
Benzo(a)pyrene	µg/kg	350 U	350 U	340 U	340 U	350 U	350 U
Benzo(b)fluoranthene	µg/kg	350 U	350 U	340 U	340 U	350 U	350 U

TABLE D.2B

ANALYTICAL RESULTS SUMMARY - SOILS
REMEDIAL INVESTIGATION/FEASIBILITY STUDY
VON ROLL ISOLA SITE
SCHENECTADY, NEW YORK
SEPTEMBER - NOVEMBER 2001

	Sample Location:	*U18-SB1*	*U18-SB1*	*U18-SB1*	*U18-SB1*	*U18-SB2*	*U18-SB2*
	Sample ID:	*S-18631-092501-MEJ-004a*	*S-18631-092501-MEJ-005a*	*S-18631-092501-MEJ-004b*	*S-18631-092501-MEJ-005b*	*S-18631-092401-MEJ-001a*	*S-18631-092401-MEJ-001b*
	Sample Date:	*9/25/2001*	*9/25/2001*	*9/25/2001*	*9/25/2001*	*9/24/2001*	*9/24/2001*
	Depth:	*2-4 ft*	*2-4 ft*	*18-20 ft*	*18-20 ft*	*2-4 ft*	*18-20 ft*
			Duplicate		*Duplicate*		
Parameter	*Unit*						
Benzo(g,h,i)perylene	µg/kg	350 U	350 U	340 U	340 U	350 U	350 U
Benzo(k)fluoranthene	µg/kg	350 U	350 U	340 U	340 U	350 U	350 U
bis(2-Chloroethoxy)methane	µg/kg	350 U	350 U	340 U	340 U	350 U	350 U
bis(2-Chloroethyl)ether	µg/kg	350 U	350 U	340 U	340 U	350 U	350 U
bis(2-Ethylhexyl)phthalate	µg/kg	210 J	91 J	64 J	78 J	55 J	250 J
Butyl benzylphthalate	µg/kg	350 U	350 U	340 U	340 U	350 U	350 U
Carbazole	µg/kg	350 U	350 U	340 U	340 U	350 U	350 U
Chrysene	µg/kg	350 U	350 U	340 U	340 U	350 U	350 U
Dibenz(a,h)anthracene	µg/kg	350 U	350 U	340 U	340 U	350 U	350 U
Dibenzofuran	µg/kg	350 U	350 U	340 U	340 U	350 U	350 U
Diethyl phthalate	µg/kg	350 U	350 U	340 U	340 U	350 U	350 U
Dimethyl phthalate	µg/kg	350 U	350 U	340 U	340 U	350 U	350 U
Di-n-butylphthalate	µg/kg	350 U	350 U	340 U	340 U	350 U	350 U
Di-n-octyl phthalate	µg/kg	350 U	350 U	340 U	340 U	350 U	350 U
Fluoranthene	µg/kg	350 U	350 U	340 U	340 U	350 U	350 U
Fluorene	µg/kg	350 U	350 U	340 U	340 U	350 U	350 U
Hexachlorobenzene	µg/kg	350 U	350 U	340 U	340 U	350 U	350 U
Hexachlorobutadiene	µg/kg	350 U	350 U	340 U	340 U	350 U	350 U
Hexachlorocyclopentadiene	µg/kg	1700 UJ	1700 UJ	1700 UJ	1700 UJ	1700 U	1700 U
Hexachloroethane	µg/kg	350 U	350 U	340 U	340 U	350 U	350 U
Indeno(1,2,3-cd)pyrene	µg/kg	350 U	350 U	340 U	340 U	350 U	350 U
Isophorone	µg/kg	350 U	350 U	340 U	340 U	350 U	350 U
Naphthalene	µg/kg	350 U	350 U	340 U	340 U	350 U	350 U
Nitrobenzene	µg/kg	350 U	350 U	340 U	340 U	350 U	350 U
N-Nitrosodi-n-propylamine	µg/kg	350 U	350 U	340 U	340 U	350 U	350 U
N-Nitrosodiphenylamine	µg/kg	350 U	350 U	340 U	340 U	350 U	350 U
Pentachlorophenol	µg/kg	1700 U	1700 U	1700 U	1700 U	1700 U	1700 U
Phenanthrene	µg/kg	350 U	350 U	340 U	340 U	350 U	350 U
Phenol	µg/kg	350 U	350 U	340 U	340 U	350 U	350 U
Pyrene	µg/kg	350 U	350 U	340 U	340 U	350 U	350 U

TABLE D.2B

ANALYTICAL RESULTS SUMMARY - SOILS
REMEDIAL INVESTIGATION/FEASIBILITY STUDY
VON ROLL ISOLA SITE
SCHENECTADY, NEW YORK
SEPTEMBER - NOVEMBER 2001

	Sample Location:	*U18-SB1*	*U18-SB1*	*U18-SB1*	*U18-SB1*	*U18-SB2*	*U18-SB2*
	Sample ID:	*S-18631-092501-MEJ-004a*	*S-18631-092501-MEJ-005a*	*S-18631-092501-MEJ-004b*	*S-18631-092501-MEJ-005b*	*S-18631-092401-MEJ-001a*	*S-18631-092401-MEJ-001b*
	Sample Date:	*9/25/2001*	*9/25/2001*	*9/25/2001*	*9/25/2001*	*9/24/2001*	*9/24/2001*
	Depth:	*2-4 ft*	*2-4 ft*	*18-20 ft*	*18-20 ft*	*2-4 ft*	*18-20 ft*
			Duplicate		*Duplicate*		
Parameter	*Unit*						
PCBs							
Aroclor-1016 (PCB-1016)	µg/kg	35 U	35 U	34 U	34 U	35 U	35 U
Aroclor-1221 (PCB-1221)	µg/kg	35 U	35 U	34 U	34 U	35 U	35 U
Aroclor-1232 (PCB-1232)	µg/kg	35 U	35 U	34 U	34 U	35 U	35 U
Aroclor-1242 (PCB-1242)	µg/kg	35 U	35 U	34 U	34 U	35 U	35 U
Aroclor-1248 (PCB-1248)	µg/kg	35 U	35 U	34 U	34 U	35 U	35 U
Aroclor-1254 (PCB-1254)	µg/kg	35 U	35 U	34 U	34 U	35 U	35 U
Aroclor-1260 (PCB-1260)	µg/kg	35 U	35 U	34 U	34 U	35 U	35 U
General Chemistry							
Phenolics (Total)	mg/kg	1.1 U	1.1 U	1.0 U	1.0 U	1.1 U	1.0 U
Total Petroleum Hydrocarbons (C21-C28)	mg/kg	18 U	17 U	18 U	17 U	19 U	18 U
Total Solids	%	95.0	95.0	95.9	95.7	94.8	95.6

Notes:

J Estimated.
PCBs Polychlorinated Biphenyls.
U Non-detect at associated value.

TABLE D.2B

ANALYTICAL RESULTS SUMMARY - SOILS
REMEDIAL INVESTIGATION/FEASIBILITY STUDY
VON ROLL ISOLA SITE
SCHENECTADY, NEW YORK
SEPTEMBER - NOVEMBER 2001

	Sample Location:	*U18-SB3*	*U18-SB3*	*U18-SB4*	*U18-SB4*	*U19-SB1*	*U19-SB1*
	Sample ID:	*S-18631-092401-MEJ-002a*	*S-18631-092401-MEJ-002b*	*S-18631-092501-MEJ-003a*	*S-18631-092501-MEJ-003b*	*S-18631-092601-MEJ-007a*	*S-18631-092601-MEJ-007b*
	Sample Date:	*9/24/2001*	*9/24/2001*	*9/25/2001*	*9/25/2001*	*9/26/2001*	*9/26/2001*
	Depth:	*18-20 ft*	*40-42 ft*	*4-6 ft*	*22-24 ft*	*2-4 ft*	*18-20 ft*
Parameter	*Unit*						
Volatiles							
1,1,1-Trichloroethane	µg/kg	5.2 U	5.2 U	5.3 U	5.3 U	5.2 U	5.3 U
1,1,2,2-Tetrachloroethane	µg/kg	5.2 U	5.2 U	5.3 U	5.3 U	5.2 U	5.3 U
1,1,2-Trichloroethane	µg/kg	5.2 U	5.2 U	5.3 U	5.3 U	5.2 U	5.3 U
1,1-Dichloroethane	µg/kg	5.2 U	5.2 U	5.3 U	5.3 U	5.2 U	5.3 U
1,1-Dichloroethene	µg/kg	5.2 U	5.2 U	5.3 U	5.3 U	5.2 U	5.3 U
1,2-Dichloroethane	µg/kg	5.2 U	5.2 U	5.3 U	5.3 U	5.2 U	5.3 U
1,2-Dichloropropane	µg/kg	5.2 U	5.2 U	5.3 U	5.3 U	5.2 U	5.3 U
2-Butanone	µg/kg	3.2 J	21 U	21 U	21 U	21 U	21 U
2-Hexanone	µg/kg	21 U	21 U	21 U	21 U	21 U	21 U
4-Methyl-2-pentanone	µg/kg	21 U	21 U	21 U	21 U	21 U	21 U
Acetone	µg/kg	21 U	21 U	21 UJ	21 UJ	21 UJ	21 UJ
Benzene	µg/kg	5.2 U	5.2 U	5.3 U	5.3 U	5.2 U	5.3 U
Bromodichloromethane	µg/kg	5.2 U	5.2 U	5.3 U	5.3 U	5.2 U	5.3 U
Bromoform	µg/kg	5.2 U	5.2 U	5.3 U	5.3 U	5.2 U	5.3 U
Bromomethane	µg/kg	10 U	10 U	11 U	11 U	10 U	11 U
Carbon disulfide	µg/kg	5.2 U	5.2 U	5.3 U	5.3 U	5.2 U	5.3 U
Carbon tetrachloride	µg/kg	5.2 U	5.2 U	5.3 U	5.3 U	5.2 U	5.3 U
Chlorobenzene	µg/kg	5.2 U	5.2 U	5.3 U	5.3 U	5.2 U	5.3 U
Chloroethane	µg/kg	10 U	10 U	11 U	11 U	10 U	11 U
Chloroform (Trichloromethane)	µg/kg	5.2 U	5.2 U	5.3 U	5.3 U	5.2 U	5.3 U
Chloromethane	µg/kg	10 U	10 U	11 U	11 U	10 U	11 U
cis-1,2-Dichloroethene	µg/kg	5.2 U	5.2 U	5.3 U	5.3 U	5.2 U	5.3 U
cis-1,3-Dichloropropene	µg/kg	5.2 U	5.2 U	5.3 U	5.3 U	5.2 U	5.3 U
Dibromochloromethane	µg/kg	5.2 U	5.2 U	5.3 U	5.3 U	5.2 U	5.3 U
Ethylbenzene	µg/kg	5.2 U	5.2 U	5.3 U	5.3 U	5.2 U	5.3 U
Methylene chloride	µg/kg	5.2 U	5.2 U	5.3 UJ	5.3 UJ	5.2 UJ	5.3 UJ
Styrene	µg/kg	5.2 U	5.2 U	5.3 U	5.3 U	5.2 U	5.3 U
Tetrachloroethene	µg/kg	5.2 U	5.2 U	5.3 U	5.3 U	5.2 U	5.3 U
Toluene	µg/kg	32	34	3.4 J	3.9 J	5.2 U	1.2 J
trans-1,2-Dichloroethene	µg/kg	5.2 U	5.2 U	5.3 U	5.3 U	5.2 U	5.3 U
trans-1,3-Dichloropropene	µg/kg	5.2 U	5.2 U	5.3 U	5.3 U	5.2 U	5.3 U
Trichloroethene	µg/kg	5.2 U	5.2 U	5.3 U	5.3 U	5.2 U	5.3 U
Vinyl chloride	µg/kg	10 U	10 U	11 U	11 U	10 U	11 U
Xylene (total)	µg/kg	16 U	16 U	16 U	16 U	16 U	16 U

TABLE D.2B

ANALYTICAL RESULTS SUMMARY - SOILS
REMEDIAL INVESTIGATION/FEASIBILITY STUDY
VON ROLL ISOLA SITE
SCHENECTADY, NEW YORK
SEPTEMBER - NOVEMBER 2001

	Sample Location:	*U18-SB3*	*U18-SB3*	*U18-SB4*	*U18-SB4*	*U19-SB1*	*U19-SB1*
	Sample ID:	*S-18631-092401-MEJ-002a*	*S-18631-092401-MEJ-002b*	*S-18631-092501-MEJ-003a*	*S-18631-092501-MEJ-003b*	*S-18631-092601-MEJ-007a*	*S-18631-092601-MEJ-007b*
	Sample Date:	*9/24/2001*	*9/24/2001*	*9/25/2001*	*9/25/2001*	*9/26/2001*	*9/26/2001*
	Depth:	*18-20 ft*	*40-42 ft*	*4-6 ft*	*22-24 ft*	*2-4 ft*	*18-20 ft*
Parameter	*Unit*						
Semi-Volatiles							
1,2,4-Trichlorobenzene	µg/kg	340 U	350 U	350 U	350 U	340 U	350 U
1,2-Dichlorobenzene	µg/kg	340 U	350 U	350 U	350 U	340 U	350 U
1,3-Dichlorobenzene	µg/kg	340 U	350 U	350 U	350 U	340 U	350 U
1,4-Dichlorobenzene	µg/kg	340 U	350 U	350 U	350 U	340 U	350 U
2,2'-oxybis(1-Chloropropane)	µg/kg	340 U	350 U	350 U	350 U	340 U	350 U
2,4,5-Trichlorophenol	µg/kg	340 U	350 U	350 U	350 U	340 U	350 U
2,4,6-Trichlorophenol	µg/kg	340 U	350 U	350 U	350 U	340 U	350 U
2,4-Dichlorophenol	µg/kg	340 U	350 U	350 U	350 U	340 U	350 U
2,4-Dimethylphenol	µg/kg	340 U	350 U	5600	240 J	340 U	350 U
2,4-Dinitrophenol	µg/kg	1700 U	1700 U	1700 U	1700 U	1700 U	1700 U
2,4-Dinitrotoluene	µg/kg	340 U	350 U	350 U	350 U	340 U	350 U
2,6-Dinitrotoluene	µg/kg	340 U	350 U	350 U	350 U	340 U	350 U
2-Chloronaphthalene	µg/kg	340 U	350 U	350 U	350 U	340 U	350 U
2-Chlorophenol	µg/kg	340 U	350 U	350 U	350 U	340 U	350 U
2-Methyl naphthalene	µg/kg	340 U	350 U	350 U	350 U	340 U	350 U
2-Methylphenol	µg/kg	340 U	350 U	350 U	350 U	340 U	350 U
2-Nitroaniline	µg/kg	1700 U	1700 U	1700 U	1700 U	1700 U	1700 U
2-Nitrophenol	µg/kg	340 U	350 U	350 U	350 U	340 U	350 U
3,3'-Dichlorobenzidine	µg/kg	1700 U	1700 U	1700 U	1700 U	1700 U	1700 U
3-Nitroaniline	µg/kg	1700 U	1700 U	1700 U	1700 U	1700 U	1700 U
4,6-Dinitro-2-methylphenol	µg/kg	1700 U	1700 U	1700 U	1700 U	1700 U	1700 U
4-Bromophenyl phenyl ether	µg/kg	340 U	350 U	350 U	350 U	340 U	350 U
4-Chloro-3-methylphenol	µg/kg	340 U	350 U	350 U	350 U	340 U	350 U
4-Chloroaniline	µg/kg	340 U	350 U	350 U	350 U	340 U	350 U
4-Chlorophenyl phenyl ether	µg/kg	340 U	350 U	350 U	350 U	340 U	350 U
4-Methylphenol	µg/kg	340 U	350 U	350 U	350 U	340 U	350 U
4-Nitroaniline	µg/kg	1700 U	1700 U	1700 U	1700 U	1700 U	1700 U
4-Nitrophenol	µg/kg	1700 U	1700 U	1700 U	1700 U	1700 U	1700 U
Acenaphthene	µg/kg	340 U	350 U	350 U	350 U	340 U	350 U
Acenaphthylene	µg/kg	340 U	350 U	350 U	350 U	340 U	350 U
Anthracene	µg/kg	340 U	350 U	350 U	350 U	340 U	350 U
Benzo(a)anthracene	µg/kg	340 U	350 U	350 U	350 U	340 U	350 U
Benzo(a)pyrene	µg/kg	340 U	350 U	350 U	350 U	340 U	350 U
Benzo(b)fluoranthene	µg/kg	340 U	350 U	350 U	350 U	340 U	350 U

TABLE D.2B

ANALYTICAL RESULTS SUMMARY - SOILS
REMEDIAL INVESTIGATION/FEASIBILITY STUDY
VON ROLL ISOLA SITE
SCHENECTADY, NEW YORK
SEPTEMBER - NOVEMBER 2001

	Sample Location:	*U18-SB3*	*U18-SB3*	*U18-SB4*	*U18-SB4*	*U19-SB1*	*U19-SB1*
	Sample ID:	*S-18631-092401-MEJ-002a*	*S-18631-092401-MEJ-002b*	*S-18631-092501-MEJ-003a*	*S-18631-092501-MEJ-003b*	*S-18631-092601-MEJ-007a*	*S-18631-092601-MEJ-007b*
	Sample Date:	*9/24/2001*	*9/24/2001*	*9/25/2001*	*9/25/2001*	*9/26/2001*	*9/26/2001*
	Depth:	*18-20 ft*	*40-42 ft*	*4-6 ft*	*22-24 ft*	*2-4 ft*	*18-20 ft*
Parameter	*Unit*						
Benzo(g,h,i)perylene	µg/kg	340 U	350 U	350 U	350 U	340 U	350 U
Benzo(k)fluoranthene	µg/kg	340 U	350 U	350 U	350 U	340 U	350 U
bis(2-Chloroethoxy)methane	µg/kg	340 U	350 U	350 U	350 U	340 U	350 U
bis(2-Chloroethyl)ether	µg/kg	340 U	350 U	350 U	350 U	340 U	350 U
bis(2-Ethylhexyl)phthalate	µg/kg	880	75 J	160 J	180 J	340 U	39 J
Butyl benzylphthalate	µg/kg	340 U	350 U	350 U	350 U	340 U	350 U
Carbazole	µg/kg	340 U	350 U	350 U	350 U	340 U	350 U
Chrysene	µg/kg	340 U	350 U	350 U	350 U	340 U	350 U
Dibenz(a,h)anthracene	µg/kg	340 U	350 U	350 U	350 U	340 U	350 U
Dibenzofuran	µg/kg	340 U	350 U	350 U	350 U	340 U	350 U
Diethyl phthalate	µg/kg	340 U	350 U	350 U	350 U	340 U	350 U
Dimethyl phthalate	µg/kg	340 U	350 U	350 U	350 U	340 U	350 U
Di-n-butylphthalate	µg/kg	340 U	350 U	350 U	350 U	340 U	350 U
Di-n-octyl phthalate	µg/kg	340 U	350 U	350 U	350 U	340 U	350 U
Fluoranthene	µg/kg	340 U	350 U	350 U	350 U	49 J	350 U
Fluorene	µg/kg	340 U	350 U	350 U	350 U	340 U	350 U
Hexachlorobenzene	µg/kg	340 U	350 U	350 U	350 U	340 U	350 U
Hexachlorobutadiene	µg/kg	340 U	350 U	350 U	350 U	340 U	350 U
Hexachlorocyclopentadiene	µg/kg	1700 U	1700 UJ	1700 UJ	1700 UJ	1700 U	1700 U
Hexachloroethane	µg/kg	340 U	350 U	350 U	350 U	340 U	350 U
Indeno(1,2,3-cd)pyrene	µg/kg	340 U	350 U	350 U	350 U	340 U	350 U
Isophorone	µg/kg	340 U	350 U	350 U	350 U	340 U	350 U
Naphthalene	µg/kg	340 U	350 U	350 U	350 U	340 U	350 U
Nitrobenzene	µg/kg	340 U	350 U	350 U	350 U	340 U	350 U
N-Nitrosodi-n-propylamine	µg/kg	340 U	350 U	350 U	350 U	340 U	350 U
N-Nitrosodiphenylamine	µg/kg	340 U	350 U	350 U	350 U	340 U	350 U
Pentachlorophenol	µg/kg	1700 U	1700 U	1700 U	1700 U	1700 U	1700 U
Phenanthrene	µg/kg	340 U	350 U	350 U	350 U	340 U	350 U
Phenol	µg/kg	340 U	350 U	350 U	350 U	340 U	350 U
Pyrene	µg/kg	340 U	350 U	350 U	350 U	41 J	350 U

TABLE D.2B

ANALYTICAL RESULTS SUMMARY - SOILS
REMEDIAL INVESTIGATION/FEASIBILITY STUDY
VON ROLL ISOLA SITE
SCHENECTADY, NEW YORK
SEPTEMBER - NOVEMBER 2001

	Sample Location:	*U18-SB3*	*U18-SB3*	*U18-SB4*	*U18-SB4*	*U19-SB1*	*U19-SB1*
	Sample ID:	*S-18631-092401-MEJ-002a*	*S-18631-092401-MEJ-002b*	*S-18631-092501-MEJ-003a*	*S-18631-092501-MEJ-003b*	*S-18631-092601-MEJ-007a*	*S-18631-092601-MEJ-007b*
	Sample Date:	*9/24/2001*	*9/24/2001*	*9/25/2001*	*9/25/2001*	*9/26/2001*	*9/26/2001*
	Depth:	*18-20 ft*	*40-42 ft*	*4-6 ft*	*22-24 ft*	*2-4 ft*	*18-20 ft*
Parameter	*Unit*						
PCBs							
Aroclor-1016 (PCB-1016)	µg/kg	34 U	35 U	35 U	35 U	34 U	35 U
Aroclor-1221 (PCB-1221)	µg/kg	34 U	35 U	35 U	35 U	34 U	35 U
Aroclor-1232 (PCB-1232)	µg/kg	34 U	35 U	35 U	35 U	34 U	35 U
Aroclor-1242 (PCB-1242)	µg/kg	34 U	35 U	35 U	35 U	34 U	35 U
Aroclor-1248 (PCB-1248)	µg/kg	34 U	35 U	35 U	35 U	34 U	35 U
Aroclor-1254 (PCB-1254)	µg/kg	34 U	35 U	35 U	35 U	34 U	35 U
Aroclor-1260 (PCB-1260)	µg/kg	34 U	35 U	35 U	35 U	34 U	35 U
General Chemistry							
Phenolics (Total)	mg/kg	1.0 U	1.0 U	1.1 U	1.1 U	1.0 U	1.1 U
Total Petroleum Hydrocarbons (C21-C28)	mg/kg	20 U	21 U	57	4.4 J	17 U	17 U
Total Solids	%	96.1	95.4	95.0	95.1	96.0	93.9

Notes:

J Estimated.
PCBs Polychlorinated Biphenyls.
U Non-detect at associated value.

TABLE D.2B

ANALYTICAL RESULTS SUMMARY - SOILS
REMEDIAL INVESTIGATION/FEASIBILITY STUDY
VON ROLL ISOLA SITE
SCHENECTADY, NEW YORK
SEPTEMBER - NOVEMBER 2001

	Sample Location:	*U19-SB2*	*U19-SB2*	*U19-SB3*	*U19-SB3*	*U25-SB1*	*U25-SB1*
	Sample ID:	*S-18631-092601-MEJ-006a*	*S-18631-092601-MEJ-006b*	*S-18631-092601-MEJ-008a*	*S-18631-092601-MEJ-008b*	*S-18631-100901-MEJ-021a*	*S-18631-100901-MEJ-021b*
	Sample Date:	*9/26/2001*	*9/26/2001*	*9/26/2001*	*9/26/2001*	*10/9/2001*	*10/9/2001*
	Depth:	*20-22 ft*	*28-30 ft*	*0-2 ft*	*18-20 ft*	*0-4 ft*	*16-20 ft*
Parameter	*Unit*						
Volatiles							
1,1,1-Trichloroethane	µg/kg	5.2 U	5.3 U	5.3 U	5.2 U	5.3 U	5.2 U
1,1,2,2-Tetrachloroethane	µg/kg	5.2 U	5.3 U	5.3 U	5.2 U	5.3 U	5.2 U
1,1,2-Trichloroethane	µg/kg	5.2 U	5.3 U	5.3 U	5.2 U	5.3 U	5.2 U
1,1-Dichloroethane	µg/kg	5.2 U	5.3 U	5.3 U	5.2 U	5.3 U	5.2 U
1,1-Dichloroethene	µg/kg	5.2 U	5.3 U	5.3 U	5.2 U	5.3 U	5.2 U
1,2-Dichloroethane	µg/kg	5.2 U	5.3 U	5.3 U	5.2 U	5.3 U	5.2 U
1,2-Dichloropropane	µg/kg	5.2 U	5.3 U	5.3 U	5.2 U	5.3 U	5.2 U
2-Butanone	µg/kg	21 U	21 U	21 U	21 U	21 UJ	21 UJ
2-Hexanone	µg/kg	21 U	21 U	21 U	21 U	21 U	21 U
4-Methyl-2-pentanone	µg/kg	21 U	21 U	21 U	21 U	21 U	21 U
Acetone	µg/kg	21 UJ	21 UJ	21 UJ	21 UJ	21 UJ	21 UJ
Benzene	µg/kg	5.2 U	5.3 U	5.3 U	5.2 U	5.3 U	5.2 U
Bromodichloromethane	µg/kg	5.2 U	5.3 U	5.3 U	5.2 U	5.3 U	5.2 U
Bromoform	µg/kg	5.2 U	5.3 U	5.3 U	5.2 U	5.3 U	5.2 U
Bromomethane	µg/kg	10 U	11 U	11 U	10 U	R	R
Carbon disulfide	µg/kg	5.2 U	5.3 U	5.3 U	5.2 U	5.3 U	5.2 U
Carbon tetrachloride	µg/kg	5.2 U	5.3 U	5.3 U	5.2 U	5.3 U	5.2 U
Chlorobenzene	µg/kg	5.2 U	5.3 U	5.3 U	5.2 U	5.3 U	5.2 U
Chloroethane	µg/kg	10 U	11 U	11 U	10 U	11 U	10 U
Chloroform (Trichloromethane)	µg/kg	5.2 U	5.3 U	5.3 U	5.2 U	5.3 U	5.2 U
Chloromethane	µg/kg	10 U	11 U	11 U	10 U	11 U	10 U
cis-1,2-Dichloroethene	µg/kg	5.2 U	5.3 U	5.3 U	5.2 U	5.3 U	5.2 U
cis-1,3-Dichloropropene	µg/kg	5.2 U	5.3 U	5.3 U	5.2 U	5.3 U	5.2 U
Dibromochloromethane	µg/kg	5.2 U	5.3 U	5.3 U	5.2 U	5.3 U	5.2 U
Ethylbenzene	µg/kg	5.2 U	5.3 U	5.3 U	5.2 U	5.3 U	5.2 U
Methylene chloride	µg/kg	5.2 UJ	5.3 UJ	5.3 UJ	5.2 UJ	5.3 U	5.2 U
Styrene	µg/kg	5.2 U	5.3 U	5.3 U	5.2 U	5.3 U	5.2 U
Tetrachloroethene	µg/kg	5.2 U	5.3 U	5.3 U	5.2 U	5.3 U	5.2 U
Toluene	µg/kg	5.2 U	1.3 J	5.3 U	2.8 J	2.6 J	2.6 J
trans-1,2-Dichloroethene	µg/kg	5.2 U	5.3 U	5.3 U	5.2 U	5.3 U	5.2 U
trans-1,3-Dichloropropene	µg/kg	5.2 U	5.3 U	5.3 U	5.2 U	5.3 U	5.2 U
Trichloroethene	µg/kg	5.2 U	5.3 U	5.3 U	5.2 U	5.3 U	5.2 U
Vinyl chloride	µg/kg	10 U	11 U	11 U	10 U	11 U	10 U
Xylene (total)	µg/kg	16 U	16 U	16 U	16 U	16 U	16 U

TABLE D.2B

ANALYTICAL RESULTS SUMMARY - SOILS
REMEDIAL INVESTIGATION/FEASIBILITY STUDY
VON ROLL ISOLA SITE
SCHENECTADY, NEW YORK
SEPTEMBER - NOVEMBER 2001

	Sample Location:	*U19-SB2*	*U19-SB2*	*U19-SB3*	*U19-SB3*	*U25-SB1*	*U25-SB1*
	Sample ID:	*S-18631-092601-MEJ-006a*	*S-18631-092601-MEJ-006b*	*S-18631-092601-MEJ-008a*	*S-18631-092601-MEJ-008b*	*S-18631-100901-MEJ-021a*	*S-18631-100901-MEJ-021b*
	Sample Date:	*9/26/2001*	*9/26/2001*	*9/26/2001*	*9/26/2001*	*10/9/2001*	*10/9/2001*
	Depth:	*20-22 ft*	*28-30 ft*	*0-2 ft*	*18-20 ft*	*0-4 ft*	*16-20 ft*
Parameter	*Unit*						
Semi-Volatiles							
1,2,4-Trichlorobenzene	µg/kg	340 U	350 U	350 U	350 U	350 U	340 U
1,2-Dichlorobenzene	µg/kg	340 U	350 U	350 U	350 U	350 U	340 U
1,3-Dichlorobenzene	µg/kg	340 U	350 U	350 U	350 U	350 U	340 U
1,4-Dichlorobenzene	µg/kg	340 U	350 U	350 U	350 U	350 U	340 U
2,2'-oxybis(1-Chloropropane)	µg/kg	340 U	350 U	350 U	350 U	350 U	340 U
2,4,5-Trichlorophenol	µg/kg	340 U	350 U	350 U	350 U	350 U	340 U
2,4,6-Trichlorophenol	µg/kg	340 U	350 U	350 U	350 U	350 U	340 U
2,4-Dichlorophenol	µg/kg	340 U	350 U	350 U	350 U	350 U	340 U
2,4-Dimethylphenol	µg/kg	340 U	350 U	350 U	350 U	350 U	340 U
2,4-Dinitrophenol	µg/kg	1700 UJ	1700 UJ	1700 U	1700 U	1700 U	1700 U
2,4-Dinitrotoluene	µg/kg	340 U	350 U	350 U	350 U	350 U	340 U
2,6-Dinitrotoluene	µg/kg	340 U	350 U	350 U	350 U	350 U	340 U
2-Chloronaphthalene	µg/kg	340 U	350 U	350 U	350 U	350 U	340 U
2-Chlorophenol	µg/kg	340 U	350 U	350 U	350 U	350 U	340 U
2-Methyl naphthalene	µg/kg	340 U	350 U	350 U	350 U	350 U	340 U
2-Methylphenol	µg/kg	340 U	350 U	350 U	350 U	350 U	340 U
2-Nitroaniline	µg/kg	1700 U	1700 U	1700 U	1700 U	1700 U	1700 U
2-Nitrophenol	µg/kg	340 U	350 U	350 U	350 U	350 U	340 U
3,3'-Dichlorobenzidine	µg/kg	1700 U	1700 U	1700 U	1700 U	1700 U	1700 U
3-Nitroaniline	µg/kg	1700 U	1700 U	1700 U	1700 U	1700 U	1700 U
4,6-Dinitro-2-methylphenol	µg/kg	1700 U	1700 U	1700 U	1700 U	1700 U	1700 U
4-Bromophenyl phenyl ether	µg/kg	340 U	350 U	350 U	350 U	350 U	340 U
4-Chloro-3-methylphenol	µg/kg	340 U	350 U	350 U	350 U	350 U	340 U
4-Chloroaniline	µg/kg	340 U	350 U	350 U	350 U	350 U	340 U
4-Chlorophenyl phenyl ether	µg/kg	340 U	350 U	350 U	350 U	350 U	340 U
4-Methylphenol	µg/kg	340 U	350 U	350 U	350 U	350 U	340 U
4-Nitroaniline	µg/kg	1700 U	1700 U	1700 U	1700 U	1700 U	1700 U
4-Nitrophenol	µg/kg	1700 U	1700 U	1700 U	1700 U	1700 U	1700 U
Acenaphthene	µg/kg	340 U	350 U	350 U	350 U	350 U	340 U
Acenaphthylene	µg/kg	340 U	350 U	350 U	350 U	350 U	340 U
Anthracene	µg/kg	340 U	350 U	350 U	350 U	350 U	340 U
Benzo(a)anthracene	µg/kg	340 U	350 U	350 U	350 U	170 J	340 U
Benzo(a)pyrene	µg/kg	340 U	350 U	350 U	350 U	200 J	340 U
Benzo(b)fluoranthene	µg/kg	340 U	350 U	350 U	350 U	190 J	340 U

TABLE D.2B

ANALYTICAL RESULTS SUMMARY - SOILS
REMEDIAL INVESTIGATION/FEASIBILITY STUDY
VON ROLL ISOLA SITE
SCHENECTADY, NEW YORK
SEPTEMBER - NOVEMBER 2001

	Sample Location:	*U19-SB2*	*U19-SB2*	*U19-SB3*	*U19-SB3*	*U25-SB1*	*U25-SB1*
	Sample ID:	*S-18631-092601-MEJ-006a*	*S-18631-092601-MEJ-006b*	*S-18631-092601-MEJ-008a*	*S-18631-092601-MEJ-008b*	*S-18631-100901-MEJ-021a*	*S-18631-100901-MEJ-021b*
	Sample Date:	*9/26/2001*	*9/26/2001*	*9/26/2001*	*9/26/2001*	*10/9/2001*	*10/9/2001*
	Depth:	*20-22 ft*	*28-30 ft*	*0-2 ft*	*18-20 ft*	*0-4 ft*	*16-20 ft*
Parameter	*Unit*						
Benzo(g,h,i)perylene	µg/kg	340 U	350 U	350 U	350 U	210 J	340 U
Benzo(k)fluoranthene	µg/kg	340 U	350 U	350 U	350 U	220 J	340 U
bis(2-Chloroethoxy)methane	µg/kg	340 U	350 U	350 U	350 U	350 U	340 U
bis(2-Chloroethyl)ether	µg/kg	340 U	350 U	350 U	350 U	350 U	340 U
bis(2-Ethylhexyl)phthalate	µg/kg	340 U	350 U	350 U	350 U	350 U	55 J
Butyl benzylphthalate	µg/kg	340 U	350 U	350 U	350 U	350 U	340 U
Carbazole	µg/kg	340 U	350 U	350 U	350 U	350 U	340 U
Chrysene	µg/kg	340 U	350 U	350 U	350 U	230 J	340 U
Dibenz(a,h)anthracene	µg/kg	340 U	350 U	350 U	350 U	44 J	340 U
Dibenzofuran	µg/kg	340 U	350 U	350 U	350 U	350 U	340 U
Diethyl phthalate	µg/kg	340 U	350 U	350 U	350 U	350 U	340 U
Dimethyl phthalate	µg/kg	340 U	350 U	350 U	350 U	350 U	340 U
Di-n-butylphthalate	µg/kg	340 U	350 U	350 U	350 U	350 U	340 U
Di-n-octyl phthalate	µg/kg	340 U	350 U	350 U	350 U	350 U	340 U
Fluoranthene	µg/kg	340 U	350 U	350 U	350 U	470	340 U
Fluorene	µg/kg	340 U	350 U	350 U	350 U	350 U	340 U
Hexachlorobenzene	µg/kg	340 U	350 U	350 U	350 U	350 U	340 U
Hexachlorobutadiene	µg/kg	340 U	350 U	350 U	350 U	350 U	340 U
Hexachlorocyclopentadiene	µg/kg	1700 U	1700 U	1700 U	1700 U	1700 U	1700 U
Hexachloroethane	µg/kg	340 U	350 U	350 U	350 U	350 U	340 U
Indeno(1,2,3-cd)pyrene	µg/kg	340 U	350 U	350 U	350 U	210 J	340 U
Isophorone	µg/kg	340 U	350 U	350 U	350 U	350 U	340 U
Naphthalene	µg/kg	340 U	350 U	350 U	350 U	350 U	340 U
Nitrobenzene	µg/kg	340 U	350 U	350 U	350 U	350 U	340 U
N-Nitrosodi-n-propylamine	µg/kg	340 U	350 U	350 U	350 U	350 U	340 U
N-Nitrosodiphenylamine	µg/kg	340 U	350 U	350 U	350 U	350 U	340 U
Pentachlorophenol	µg/kg	1700 U	1700 U	1700 U	1700 U	1700 U	1700 U
Phenanthrene	µg/kg	340 U	350 U	350 U	350 U	250 J	340 U
Phenol	µg/kg	340 U	350 U	350 U	350 U	350 U	340 U
Pyrene	µg/kg	340 U	350 U	350 U	350 U	420	340 U

TABLE D.2B

ANALYTICAL RESULTS SUMMARY - SOILS
REMEDIAL INVESTIGATION/FEASIBILITY STUDY
VON ROLL ISOLA SITE
SCHENECTADY, NEW YORK
SEPTEMBER - NOVEMBER 2001

	Sample Location:	*U19-SB2*	*U19-SB2*	*U19-SB3*	*U19-SB3*	*U25-SB1*	*U25-SB1*
	Sample ID:	*S-18631-092601-MEJ-006a*	*S-18631-092601-MEJ-006b*	*S-18631-092601-MEJ-008a*	*S-18631-092601-MEJ-008b*	*S-18631-100901-MEJ-021a*	*S-18631-100901-MEJ-021b*
	Sample Date:	*9/26/2001*	*9/26/2001*	*9/26/2001*	*9/26/2001*	*10/9/2001*	*10/9/2001*
	Depth:	*20-22 ft*	*28-30 ft*	*0-2 ft*	*18-20 ft*	*0-4 ft*	*16-20 ft*
Parameter	*Unit*						
PCBs							
Aroclor-1016 (PCB-1016)	µg/kg	34 U	35 U	35 U	35 U	35 U	34 U
Aroclor-1221 (PCB-1221)	µg/kg	34 U	35 U	35 U	35 U	35 U	34 U
Aroclor-1232 (PCB-1232)	µg/kg	34 U	35 U	35 U	35 U	35 U	34 U
Aroclor-1242 (PCB-1242)	µg/kg	34 U	35 U	35 U	35 U	35 U	34 U
Aroclor-1248 (PCB-1248)	µg/kg	34 U	35 U	35 U	35 U	35 U	34 U
Aroclor-1254 (PCB-1254)	µg/kg	34 U	35 U	35 U	35 U	35 U	34 U
Aroclor-1260 (PCB-1260)	µg/kg	34 U	35 U	35 U	35 U	35 U	34 U
General Chemistry							
Phenolics (Total)	mg/kg	1.0 U	1.1 U	1.1 U	1.0 U	1.1 U	1.0 U
Total Petroleum Hydrocarbons (C21-C28)	mg/kg	17 U	18 U	17 U	17 U	6.7 J	21 U
Total Solids	%	96.2	94.4	94.4	95.5	94.7	95.8

Notes:

J Estimated.
PCBs Polychlorinated Biphenyls.
U Non-detect at associated value.

TABLE D.2B

ANALYTICAL RESULTS SUMMARY - SOILS
REMEDIAL INVESTIGATION/FEASIBILITY STUDY
VON ROLL ISOLA SITE
SCHENECTADY, NEW YORK
SEPTEMBER - NOVEMBER 2001

	Sample Location:	*U25-SB2*	*U25-SB2*	*U25-SB3*	*U25-SB3*	*VRI-1*
	Sample ID:	*S-18631-100901-MEJ-022a*	*S-18631-100901-MEJ-022b*	*S-18631-100901-MEJ-023a*	*S-18631-100901-MEJ-023b*	*S-18631-101201-MEJ-024*
	Sample Date:	*10/9/2001*	*10/9/2001*	*10/9/2001*	*10/9/2001*	*10/12/2001*
	Depth:	*0-4 ft*	*16-20 ft*	*0-4 ft*	*16-20 ft*	*55-57 ft*
Parameter	*Unit*					
Volatiles						
1,1,1-Trichloroethane	µg/kg	5.3 U	5.1 U	5.4 U	5.2 U	26 U
1,1,2,2-Tetrachloroethane	µg/kg	5.3 U	5.1 U	5.4 U	5.2 U	26 U
1,1,2-Trichloroethane	µg/kg	5.3 U	5.1 U	5.4 U	5.2 U	26 U
1,1-Dichloroethane	µg/kg	5.3 U	5.1 U	5.4 U	5.2 U	26 U
1,1-Dichloroethene	µg/kg	5.3 U	5.1 U	5.4 U	5.2 U	26 U
1,2-Dichloroethane	µg/kg	5.3 U	5.1 U	5.4 U	5.2 U	26 U
1,2-Dichloropropane	µg/kg	5.3 U	5.1 U	5.4 U	5.2 U	26 U
2-Butanone	µg/kg	21 UJ	20 UJ	22 UJ	21 UJ	100 UJ
2-Hexanone	µg/kg	21 U	20 U	22 U	21 U	100 UJ
4-Methyl-2-pentanone	µg/kg	21 U	20 U	22 U	21 U	100 UJ
Acetone	µg/kg	21 UJ	20 UJ	22 UJ	21 UJ	100 U
Benzene	µg/kg	5.3 U	5.1 U	5.4 U	5.2 U	26 U
Bromodichloromethane	µg/kg	5.3 U	5.1 U	5.4 U	5.2 U	26 U
Bromoform	µg/kg	5.3 U	5.1 U	5.4 U	5.2 U	26 U
Bromomethane	µg/kg	R	R	R	R	R
Carbon disulfide	µg/kg	5.3 U	5.1 U	5.4 U	5.2 U	26 U
Carbon tetrachloride	µg/kg	5.3 U	5.1 U	5.4 U	5.2 U	26 U
Chlorobenzene	µg/kg	5.3 U	5.1 U	5.4 U	5.2 U	26 U
Chloroethane	µg/kg	11 U	10 U	11 U	10 U	51 U
Chloroform (Trichloromethane)	µg/kg	5.3 U	5.1 U	5.4 U	5.2 U	26 U
Chloromethane	µg/kg	11 U	10 U	11 U	10 U	51 U
cis-1,2-Dichloroethene	µg/kg	5.3 U	5.1 U	5.4 U	5.2 U	26 U
cis-1,3-Dichloropropene	µg/kg	5.3 U	5.1 U	5.4 U	5.2 U	26 U
Dibromochloromethane	µg/kg	5.3 U	5.1 U	5.4 U	5.2 U	26 U
Ethylbenzene	µg/kg	5.3 U	5.1 U	5.4 U	5.2 U	210
Methylene chloride	µg/kg	5.3 U	5.1 U	5.4 U	5.2 U	26 UJ
Styrene	µg/kg	5.3 U	5.1 U	5.4 U	5.2 U	26 U
Tetrachloroethene	µg/kg	5.3 U	5.1 U	5.4 U	5.2 U	26 U
Toluene	µg/kg	2.8 J	3.1 J	3.0 J	2.6 J	18 J
trans-1,2-Dichloroethene	µg/kg	5.3 U	5.1 U	5.4 U	5.2 U	26 U
trans-1,3-Dichloropropene	µg/kg	5.3 U	5.1 U	5.4 U	5.2 U	26 U
Trichloroethene	µg/kg	5.3 U	5.1 U	5.4 U	5.2 U	26 U
Vinyl chloride	µg/kg	11 U	10 U	11 U	10 U	51 U
Xylene (total)	µg/kg	16 U	15 U	16 U	16 U	14000

TABLE D.2B

ANALYTICAL RESULTS SUMMARY - SOILS
REMEDIAL INVESTIGATION/FEASIBILITY STUDY
VON ROLL ISOLA SITE
SCHENECTADY, NEW YORK
SEPTEMBER - NOVEMBER 2001

	Sample Location:	*U25-SB2*	*U25-SB2*	*U25-SB3*	*U25-SB3*	*VRI-1*
	Sample ID:	*S-18631-100901-MEJ-022a*	*S-18631-100901-MEJ-022b*	*S-18631-100901-MEJ-023a*	*S-18631-100901-MEJ-023b*	*S-18631-101201-MEJ-024*
	Sample Date:	*10/9/2001*	*10/9/2001*	*10/9/2001*	*10/9/2001*	*10/12/2001*
	Depth:	*0-4 ft*	*16-20 ft*	*0-4 ft*	*16-20 ft*	*55-57 ft*
Parameter	*Unit*					
Semi-Volatiles						
1,2,4-Trichlorobenzene	µg/kg	350 U	340 U	360 U	340 U	340 U
1,2-Dichlorobenzene	µg/kg	350 U	340 U	360 U	340 U	340 U
1,3-Dichlorobenzene	µg/kg	350 U	340 U	360 U	340 U	340 U
1,4-Dichlorobenzene	µg/kg	350 U	340 U	360 U	340 U	340 U
2,2'-oxybis(1-Chloropropane)	µg/kg	350 U	340 U	360 U	340 U	340 U
2,4,5-Trichlorophenol	µg/kg	350 U	340 U	360 U	340 U	340 U
2,4,6-Trichlorophenol	µg/kg	350 U	340 U	360 U	340 U	340 U
2,4-Dichlorophenol	µg/kg	350 U	340 U	360 U	340 U	340 U
2,4-Dimethylphenol	µg/kg	350 U	340 U	360 U	340 U	1000
2,4-Dinitrophenol	µg/kg	1700 U	1600 U	1700 U	1700 U	1600 U
2,4-Dinitrotoluene	µg/kg	350 U	340 U	360 U	340 U	340 U
2,6-Dinitrotoluene	µg/kg	350 U	340 U	360 U	340 U	340 U
2-Chloronaphthalene	µg/kg	350 U	340 U	360 U	340 U	340 U
2-Chlorophenol	µg/kg	350 U	340 U	360 U	340 U	340 U
2-Methyl naphthalene	µg/kg	350 U	340 U	360 U	340 U	340 U
2-Methylphenol	µg/kg	350 U	340 U	360 U	340 U	340 U
2-Nitroaniline	µg/kg	1700 U	1600 U	1700 U	1700 U	1600 U
2-Nitrophenol	µg/kg	350 U	340 U	360 U	340 U	340 U
3,3'-Dichlorobenzidine	µg/kg	1700 U	1600 U	1700 U	1700 U	1600 U
3-Nitroaniline	µg/kg	1700 U	1600 U	1700 U	1700 U	1600 U
4,6-Dinitro-2-methylphenol	µg/kg	1700 U	1600 U	1700 U	1700 U	1600 U
4-Bromophenyl phenyl ether	µg/kg	350 U	340 U	360 U	340 U	340 U
4-Chloro-3-methylphenol	µg/kg	350 U	340 U	360 U	340 U	340 U
4-Chloroaniline	µg/kg	350 U	340 U	360 U	340 U	340 U
4-Chlorophenyl phenyl ether	µg/kg	350 U	340 U	360 U	340 U	340 U
4-Methylphenol	µg/kg	350 U	340 U	360 U	340 U	340 U
4-Nitroaniline	µg/kg	1700 U	1600 U	1700 U	1700 U	1600 U
4-Nitrophenol	µg/kg	1700 UJ	1600 UJ	1700 UJ	1700 UJ	1600 U
Acenaphthene	µg/kg	350 U	340 U	360 U	340 U	340 U
Acenaphthylene	µg/kg	350 U	340 U	360 U	340 U	340 U
Anthracene	µg/kg	350 U	340 U	360 U	340 U	340 U
Benzo(a)anthracene	µg/kg	39 J	340 U	360 U	340 U	340 U
Benzo(a)pyrene	µg/kg	56 J	340 U	360 U	340 U	340 U
Benzo(b)fluoranthene	µg/kg	55 J	340 U	360 U	340 U	340 U

TABLE D.2B

ANALYTICAL RESULTS SUMMARY - SOILS
REMEDIAL INVESTIGATION/FEASIBILITY STUDY
VON ROLL ISOLA SITE
SCHENECTADY, NEW YORK
SEPTEMBER - NOVEMBER 2001

	Sample Location:	*U25-SB2*	*U25-SB2*	*U25-SB3*	*U25-SB3*	*VRI-1*
	Sample ID:	*S-18631-100901-MEJ-022a*	*S-18631-100901-MEJ-022b*	*S-18631-100901-MEJ-023a*	*S-18631-100901-MEJ-023b*	*S-18631-101201-MEJ-024*
	Sample Date:	*10/9/2001*	*10/9/2001*	*10/9/2001*	*10/9/2001*	*10/12/2001*
	Depth:	*0-4 ft*	*16-20 ft*	*0-4 ft*	*16-20 ft*	*55-57 ft*
Parameter	*Unit*					
Benzo(g,h,i)perylene	µg/kg	62 J	340 U	360 U	340 U	340 U
Benzo(k)fluoranthene	µg/kg	58 J	340 U	360 U	340 U	340 U
bis(2-Chloroethoxy)methane	µg/kg	350 U	340 U	360 U	340 U	340 U
bis(2-Chloroethyl)ether	µg/kg	350 U	340 U	360 U	340 U	340 U
bis(2-Ethylhexyl)phthalate	µg/kg	350 U	40 J	360 U	340 U	340 U
Butyl benzylphthalate	µg/kg	350 U	340 U	360 U	340 U	340 U
Carbazole	µg/kg	350 U	340 U	360 U	340 U	340 U
Chrysene	µg/kg	60 J	340 U	360 U	340 U	340 U
Dibenz(a,h)anthracene	µg/kg	350 U	340 U	360 U	340 U	340 U
Dibenzofuran	µg/kg	350 U	340 U	360 U	340 U	340 U
Diethyl phthalate	µg/kg	350 U	340 U	360 U	340 U	340 U
Dimethyl phthalate	µg/kg	350 U	340 U	360 U	340 U	340 U
Di-n-butylphthalate	µg/kg	350 U	340 U	360 U	340 U	340 U
Di-n-octyl phthalate	µg/kg	350 U	340 U	360 U	340 U	340 U
Fluoranthene	µg/kg	100 J	340 U	360 U	340 U	340 U
Fluorene	µg/kg	350 U	340 U	360 U	340 U	340 U
Hexachlorobenzene	µg/kg	350 U	340 U	360 U	340 U	340 U
Hexachlorobutadiene	µg/kg	350 U	340 U	360 U	340 U	340 U
Hexachlorocyclopentadiene	µg/kg	1700 U	1600 U	1700 U	1700 U	1600 U
Hexachloroethane	µg/kg	350 U	340 U	360 U	340 U	340 U
Indeno(1,2,3-cd)pyrene	µg/kg	58 J	340 U	360 U	340 U	340 U
Isophorone	µg/kg	350 U	340 U	360 U	340 U	340 U
Naphthalene	µg/kg	350 U	340 U	360 U	340 U	380
Nitrobenzene	µg/kg	350 U	340 U	360 U	340 U	340 U
N-Nitrosodi-n-propylamine	µg/kg	350 U	340 U	360 U	340 U	340 U
N-Nitrosodiphenylamine	µg/kg	350 U	340 U	360 U	340 U	340 U
Pentachlorophenol	µg/kg	1700 U	1600 U	1700 U	1700 U	1600 U
Phenanthrene	µg/kg	43 J	340 U	360 U	340 U	340 U
Phenol	µg/kg	86 J	340 U	360 U	340 U	340 U
Pyrene	µg/kg	93 J	340 U	360 U	340 U	340 U

TABLE D.2B

ANALYTICAL RESULTS SUMMARY - SOILS
REMEDIAL INVESTIGATION/FEASIBILITY STUDY
VON ROLL ISOLA SITE
SCHENECTADY, NEW YORK
SEPTEMBER - NOVEMBER 2001

	Sample Location:	*U25-SB2*	*U25-SB2*	*U25-SB3*	*U25-SB3*	*VRI-1*
	Sample ID:	*S-18631-100901-MEJ-022a*	*S-18631-100901-MEJ-022b*	*S-18631-100901-MEJ-023a*	*S-18631-100901-MEJ-023b*	*S-18631-101201-MEJ-024*
	Sample Date:	*10/9/2001*	*10/9/2001*	*10/9/2001*	*10/9/2001*	*10/12/2001*
	Depth:	*0-4 ft*	*16-20 ft*	*0-4 ft*	*16-20 ft*	*55-57 ft*
Parameter	*Unit*					
PCBs						
Aroclor-1016 (PCB-1016)	µg/kg	35 U	34 U	36 U	34 U	34 U
Aroclor-1221 (PCB-1221)	µg/kg	35 U	34 U	36 U	34 U	34 U
Aroclor-1232 (PCB-1232)	µg/kg	35 U	34 U	36 U	34 U	34 U
Aroclor-1242 (PCB-1242)	µg/kg	35 U	34 U	36 U	34 U	34 U
Aroclor-1248 (PCB-1248)	µg/kg	35 U	34 U	36 U	34 U	34 U
Aroclor-1254 (PCB-1254)	µg/kg	35 U	34 U	36 U	34 U	34 U
Aroclor-1260 (PCB-1260)	µg/kg	35 U	34 U	36 U	34 U	34 U
General Chemistry						
Phenolics (Total)	mg/kg	1.1 U	1.0 U	2.0	1.0 U	1.0 U
Total Petroleum Hydrocarbons (C21-C28)	mg/kg	21 U	20 U	4.2 J	4.4 J	260
Total Solids	%	95.1	98.0	92.7	96.3	97.1

Notes:

J Estimated.
PCBs Polychlorinated Biphenyls.
U Non-detect at associated value.

TABLE D.3

QUALIFIED SAMPLE DATA DUE TO HOLDING TIME EXCEEDANCES
REMEDIAL INVESTIGATION/FEASIBILITY STUDY
VON ROLL ISOLA SITE
SCHENECTADY, NEW YORK
SEPTEMBER - NOVEMBER 2001

Parameter	*Sample ID*	*Holding Time (days)*	*Holding Time Criteria (days)*	*Analyte*	*Sample Result*	*Units*	*Qualifier*
SVOCs	S-18631-100901-MEJ-021a	16	14	Pyrene	420	µg/Kg	J
				Benzo(g,h,i)perylene	210 J	µg/Kg	*
				Indeno(1,2,3-cd)pyrene	210 J	µg/Kg	*
				Benzo(b)fluoranthene	190 J	µg/Kg	*
				Fluoranthene	470	µg/Kg	J
				Benzo(k)fluoranthene	220 J	µg/Kg	*
				Chrysene	230 J	µg/Kg	*
				Benzo(a)pyrene	200 J	µg/Kg	*
				Dibenz(a,h)anthracene	44 J	µg/Kg	*
				Benzo(a)anthracene	170 J	µg/Kg	*
				Phenanthrene	250 J	µg/Kg	*

Notes:

*	Sample results were previously qualified as estimated by the laboratory.
J	Estimated.
SVOCs	Semi-Volatile Organic Compounds.

TABLE D.4

QUALIFIED SAMPLE RESULTS DUE TO OUTLYING INITIAL CALIBRATION RESULTS
REMEDIAL INVESTIGATION/FEASIBILITY STUDY
VON ROLL ISOLA SITE
SCHENECTADY, NEW YORK
SEPTEMBER - NOVEMBER 2001

Parameter	*Compound*	*Calibration Date*	*RRF*	*%RSD*	*Associated Sample ID*	*Sample Results*	*Units*	*Qualifier*
Volatiles	Acetone	08/24/01	0.111	52.2	S-18631-100101-MEJ-012b	13	µg/Kg	J
Volatiles	Bromomethane	10/06/01	0.044	9.2	S-18631-100201-MEJ-013	12 U	µg/Kg	R
					S-18631-100201-MEJ-014	12 U	µg/Kg	R
					S-18631-100201-MEJ-015	12 U	µg/Kg	R
					S-18631-100201-MEJ-016	12 U	µg/Kg	R
					S-18631-100201-MEJ-017	12 U	µg/Kg	R
					S-18631-100201-MEJ-018	12 U	µg/Kg	R
					S-18631-100901-MEJ-019a	11 U	µg/Kg	R
					S-18631-100901-MEJ-019b	11 U	µg/Kg	R
					S-18631-100901-MEJ-020a	11 U	µg/Kg	R
					S-18631-100901-MEJ-020b	12 U	µg/Kg	R
					S-18631-100901-MEJ-021a	11 U	µg/Kg	R
					S-18631-100901-MEJ-021b	10 U	µg/Kg	R
					S-18631-100901-MEJ-022a	11 U	µg/Kg	R
					S-18631-100901-MEJ-022b	10 U	µg/Kg	R
					S-18631-100901-MEJ-023a	11 U	µg/Kg	R
					S-18631-100901-MEJ-023b	10 U	µg/Kg	R
					S-18631-101201-MEJ-024	51 U	µg/Kg	R
Volatiles	Acetone	10/9/01	0.282	34.8	GW-18631-RW-021	3.5	µg/L	J
Volatiles	Acetone	11/29/01	0.185	38.6	GW-112701-BP-001	38	µg/L	J

Notes:

%RSD	Percent Relative Standard Deviation.
J	Estimated.
R	Rejected.
RRF	Relative Response Factor.

TABLE D.5

QUALIFIED SAMPLE RESULTS DUE TO OUTLYING CONTINUING CALIBRATION RESULTS
REMEDIAL INVESTIGATION/FEASIBILITY STUDY
VON ROLL ISOLA SITE
SCHENECTADY, NEW YORK
SEPTEMBER - NOVEMBER 2001

Parameter	*Calibration Date*	*Compound*	RRF	*%D*	*Associated Sample ID*	*Sample Results*	*Units*	*Qualifier*
Volatiles	09/28/01	Methylene Chloride	0.157	27.3	S-18631-092501-MEJ-003a	5.3 U	µg/Kg	J
					S-18631-092501-MEJ-003b	5.3 U	µg/Kg	J
					S-18631-092501-MEJ-004a	5.3 U	µg/Kg	J
					S-18631-092501-MEJ-004b	5.2 U	µg/Kg	J
					S-18631-092601-MEJ-006a	5.2 U	µg/Kg	J
					S-18631-092601-MEJ-006b	5.3 U	µg/Kg	J
					S-18631-092601-MEJ-007a	5.2 U	µg/Kg	J
					S-18631-092601-MEJ-007b	5.3 U	µg/Kg	J
					S-18631-092601-MEJ-008a	5.3 U	µg/Kg	J
					S-18631-092601-MEJ-008b	5.2 U	µg/Kg	J
Volatiles	09/28/01	Acetone	0.069	37.8	S-18631-092501-MEJ-003a	21 U	µg/Kg	J
					S-18631-092501-MEJ-003b	21 U	µg/Kg	J
					S-18631-092501-MEJ-004a	21 U	µg/Kg	J
					S-18631-092501-MEJ-004b	21 U	µg/Kg	J
					S-18631-092601-MEJ-006a	21 U	µg/Kg	J
					S-18631-092601-MEJ-006b	21 U	µg/Kg	J
					S-18631-092601-MEJ-007a	21 U	µg/Kg	J
					S-18631-092601-MEJ-007b	21 U	µg/Kg	J
					S-18631-092601-MEJ-008a	21 U	µg/Kg	J
					S-18631-092601-MEJ-008b	21 U	µg/Kg	J
Volatiles	10/01/01	Bromomethane	0.036	36.8	S-18631-092501-MEJ-005a	11 U	µg/Kg	R
					S-18631-092501-MEJ-005b	10 U	µg/Kg	R
Volatiles	10/01/01	Chloroethane	0.063	28.4	S-18631-092501-MEJ-005a	11 U	µg/Kg	J
					S-18631-092501-MEJ-005b	10 U	µg/Kg	J
Volatiles	10/01/01	2-Hexanone	0.974	26.2	S-18631-092501-MEJ-005a	21 U	µg/Kg	J
					S-18631-092501-MEJ-005b	21 U	µg/Kg	J

TABLE D.5

QUALIFIED SAMPLE RESULTS DUE TO OUTLYING CONTINUING CALIBRATION RESULTS
REMEDIAL INVESTIGATION/FEASIBILITY STUDY
VON ROLL ISOLA SITE
SCHENECTADY, NEW YORK
SEPTEMBER - NOVEMBER 2001

Parameter	*Calibration Date*	*Compound*	RRF	*%D*	*Associated Sample ID*	*Sample Results*	*Units*	*Qualifier*
Volatiles	10/05/01	Bromomethane	0.033	42.1	S-18631-092701-MEJ-009a	10 U	µg/Kg	R
					S-18631-092701-MEJ-009b	11 U	µg/Kg	R
					S-18631-092701-MEJ-010a	11 U	µg/Kg	R
					S-18631-092701-MEJ-010b	10 U	µg/Kg	R
					S-18631-092701-MEJ-011a	11 U	µg/Kg	R
					S-18631-092801-MEJ-011b	12 U	µg/Kg	R
					S-18631-092801-MEJ-012a	11 U	µg/Kg	R
					S-18631-100101-MEJ-012b	12 U	µg/Kg	R
Volatiles	10/05/01	1,1-Dichloroethane	0.473	25.5	S-18631-092701-MEJ-009a	5.2 U	µg/Kg	J
					S-18631-092701-MEJ-009b	5.3 U	µg/Kg	J
					S-18631-092701-MEJ-010a	5.3 U	µg/Kg	J
					S-18631-092701-MEJ-010b	5.2 U	µg/Kg	J
					S-18631-092701-MEJ-011a	5.3 U	µg/Kg	J
					S-18631-092801-MEJ-011b	5.9 U	µg/Kg	J
					S-18631-092801-MEJ-012a	5.4 U	µg/Kg	J
					S-18631-100101-MEJ-012b	6.2 U	µg/Kg	J
Volatiles	10/05/01	Acetone	0.149	34.2	S-18631-092701-MEJ-009a	21 U	µg/Kg	J
					S-18631-092701-MEJ-009b	21 U	µg/Kg	J
					S-18631-092701-MEJ-010a	21 U	µg/Kg	J
					S-18631-092701-MEJ-010b	21 U	µg/Kg	J
					S-18631-092701-MEJ-011a	21 U	µg/Kg	J
					S-18631-092801-MEJ-011b	24 U	µg/Kg	J
					S-18631-092801-MEJ-012a	22 U	µg/Kg	J
					S-18631-100101-MEJ-012b	13	µg/Kg	J

TABLE D.5

QUALIFIED SAMPLE RESULTS DUE TO OUTLYING CONTINUING CALIBRATION RESULTS
REMEDIAL INVESTIGATION/FEASIBILITY STUDY
VON ROLL ISOLA SITE
SCHENECTADY, NEW YORK
SEPTEMBER - NOVEMBER 2001

Parameter	*Calibration Date*	*Compound*	RRF	*%D*	*Associated Sample ID*	*Sample Results*	*Units*	*Qualifier*
Volatiles	10/05/01	2-Butanone	0.207	69.7	S-18631-092701-MEJ-009a	21 U	µg/Kg	J
					S-18631-092701-MEJ-009b	21 U	µg/Kg	J
					S-18631-092701-MEJ-010a	21 U	µg/Kg	J
					S-18631-092701-MEJ-010b	21 U	µg/Kg	J
					S-18631-092701-MEJ-011a	21 U	µg/Kg	J
					S-18631-092801-MEJ-011b	24 U	µg/Kg	J
					S-18631-092801-MEJ-012a	22 U	µg/Kg	J
					S-18631-100101-MEJ-012b	25 U	µg/Kg	J
Volatiles	10/05/01	4-Methyl-2-Pentanone	1.76	64.6	S-18631-092701-MEJ-009a	21 U	µg/Kg	J
					S-18631-092701-MEJ-009b	21 U	µg/Kg	J
					S-18631-092701-MEJ-010a	21 U	µg/Kg	J
					S-18631-092701-MEJ-010b	21 U	µg/Kg	J
					S-18631-092701-MEJ-011a	21 U	µg/Kg	J
					S-18631-092801-MEJ-011b	24 U	µg/Kg	J
					S-18631-092801-MEJ-012a	22 U	µg/Kg	J
					S-18631-100101-MEJ-012b	25 U	µg/Kg	J
Volatiles	10/05/01	2-Hexanone	1.31	69.0	S-18631-092701-MEJ-009a	21 U	µg/Kg	J
					S-18631-092701-MEJ-009b	21 U	µg/Kg	J
					S-18631-092701-MEJ-010a	21 U	µg/Kg	J
					S-18631-092701-MEJ-010b	21 U	µg/Kg	J
					S-18631-092701-MEJ-011a	21 U	µg/Kg	J
					S-18631-092801-MEJ-011b	24 U	µg/Kg	J
					S-18631-092801-MEJ-012a	22 U	µg/Kg	J
					S-18631-100101-MEJ-012b	25 U	µg/Kg	J
Volatiles	10/08/01	Bromomethane	0.040	9.1	S-18631-100201-MEJ-013	12 U	µg/Kg	R
					S-18631-100201-MEJ-014	12 U	µg/Kg	R
					S-18631-100201-MEJ-015	12 U	µg/Kg	R
					S-18631-100201-MEJ-016	12 U	µg/Kg	R
					S-18631-100201-MEJ-017	12 U	µg/Kg	R
					S-18631-100201-MEJ-018	12 U	µg/Kg	R

TABLE D.5

QUALIFIED SAMPLE RESULTS DUE TO OUTLYING CONTINUING CALIBRATION RESULTS
REMEDIAL INVESTIGATION/FEASIBILITY STUDY
VON ROLL ISOLA SITE
SCHENECTADY, NEW YORK
SEPTEMBER - NOVEMBER 2001

Parameter	*Calibration Date*	*Compound*	RRF	*%D*	*Associated Sample ID*	*Sample Results*	*Units*	*Qualifier*
Volatiles	10/08/01	Acetone	0.211	27.5	S-18631-100201-MEJ-013	23 U	µg/Kg	J
					S-18631-100201-MEJ-014	24 U	µg/Kg	J
					S-18631-100201-MEJ-015	24 U	µg/Kg	J
					S-18631-100201-MEJ-016	24 U	µg/Kg	J
					S-18631-100201-MEJ-017	24 U	µg/Kg	J
					S-18631-100201-MEJ-018	23 U	µg/Kg	J
Volatiles	10/12/01	Bromomethane	0.049	11.4	S-18631-100901-MEJ-019a	11 U	µg/Kg	R
					S-18631-100901-MEJ-019b	11 U	µg/Kg	R
					S-18631-100901-MEJ-020a	11 U	µg/Kg	R
					S-18631-100901-MEJ-020b	12 U	µg/Kg	R
					S-18631-100901-MEJ-021a	11 U	µg/Kg	R
					S-18631-100901-MEJ-021b	10 U	µg/Kg	R
					S-18631-100901-MEJ-022a	11 U	µg/Kg	R
					S-18631-100901-MEJ-022b	10 U	µg/Kg	R
					S-18631-100901-MEJ-023a	11 U	µg/Kg	R
					S-18631-100901-MEJ-023b	10 U	µg/Kg	R
Volatiles	10/12/01	Acetone	0.100	65.6	S-18631-100901-MEJ-019a	22 U	µg/Kg	J
					S-18631-100901-MEJ-019b	21 U	µg/Kg	J
					S-18631-100901-MEJ-020a	21 U	µg/Kg	J
					S-18631-100901-MEJ-020b	25 U	µg/Kg	J
					S-18631-100901-MEJ-021a	21 U	µg/Kg	J
					S-18631-100901-MEJ-021b	21 U	µg/Kg	J
					S-18631-100901-MEJ-022a	21 U	µg/Kg	J
					S-18631-100901-MEJ-022b	20 U	µg/Kg	J
					S-18631-100901-MEJ-023a	22 U	µg/Kg	J
					S-18631-100901-MEJ-023b	21 U	µg/Kg	J

TABLE D.5

QUALIFIED SAMPLE RESULTS DUE TO OUTLYING CONTINUING CALIBRATION RESULTS
REMEDIAL INVESTIGATION/FEASIBILITY STUDY
VON ROLL ISOLA SITE
SCHENECTADY, NEW YORK
SEPTEMBER - NOVEMBER 2001

Parameter	*Calibration Date*	*Compound*	RRF	*%D*	*Associated Sample ID*	*Sample Results*	*Units*	*Qualifier*
Volatiles	10/12/01	2-Butanone	0.159	39.1	S-18631-100901-MEJ-019a	22 U	µg/Kg	J
					S-18631-100901-MEJ-019b	21 U	µg/Kg	J
					S-18631-100901-MEJ-020a	21 U	µg/Kg	J
					S-18631-100901-MEJ-020b	25 U	µg/Kg	J
					S-18631-100901-MEJ-021a	21 U	µg/Kg	J
					S-18631-100901-MEJ-021b	21 U	µg/Kg	J
					S-18631-100901-MEJ-022a	21 U	µg/Kg	J
					S-18631-100901-MEJ-022b	20 U	µg/Kg	J
					S-18631-100901-MEJ-023a	22 U	µg/Kg	J
					S-18631-100901-MEJ-023b	21 U	µg/Kg	J
Volatiles	10/16/01	Bromomethane	0.037	15.9	S-18631-101201-MEJ-024	51 U	µg/Kg	R
Volatiles	10/16/01	Methylene Chloride	0.169	25.9	S-18631-101201-MEJ-024	26 U	µg/Kg	J
Volatiles	10/16/01	2-Butanone	0.343	31.4	S-18631-101201-MEJ-024	100 U	µg/Kg	J
Volatiles	10/16/01	4-Methyl-2-Pentanone	2.84	70.4	S-18631-101201-MEJ-024	100 U	µg/Kg	J
Volatiles	10/16/01	2-Hexanone	2.25	54.7	S-18631-101201-MEJ-024	100 U	µg/Kg	J
Volatiles	10/22/01	Chloroethane	0.124	53.1	GW-18631-RW-001	2.0 U	µg/L	J
					GW-18631-RW-002	2.0 U	µg/L	J
					GW-18631-RW-003	2.0 U	µg/L	J
					GW-18631-RW-004	2.0 U	µg/L	J
					GW-18631-RW-005	2.0 U	µg/L	J
					GW-18631-RW-006	2.0 U	µg/L	J
					GW-18631-RW-007	2.0 U	µg/L	J

TABLE D.5

QUALIFIED SAMPLE RESULTS DUE TO OUTLYING CONTINUING CALIBRATION RESULTS
REMEDIAL INVESTIGATION/FEASIBILITY STUDY
VON ROLL ISOLA SITE
SCHENECTADY, NEW YORK
SEPTEMBER - NOVEMBER 2001

Parameter	*Calibration Date*	*Compound*	RRF	*%D*	*Associated Sample ID*	*Sample Results*	*Units*	*Qualifier*
Volatiles	10/22/01	Carbon Tetrachloride	0.275	27.3	GW-18631-RW-001	1.0 U	µg/L	J
					GW-18631-RW-002	1.0 U	µg/L	J
					GW-18631-RW-003	1.0 U	µg/L	J
					GW-18631-RW-004	1.0 U	µg/L	J
					GW-18631-RW-005	1.0 U	µg/L	J
					GW-18631-RW-006	1.0 U	µg/L	J
					GW-18631-RW-007	1.0 U	µg/L	J
Volatiles	10/22/01	Acetone	0.153	45.7	GW-18631-RW-001	10 U	µg/L	J
					GW-18631-RW-002	10 U	µg/L	J
					GW-18631-RW-003	10 U	µg/L	J
					GW-18631-RW-004	10 U	µg/L	J
					GW-18631-RW-005	10 U	µg/L	J
					GW-18631-RW-006	10 U	µg/L	J
					GW-18631-RW-007	10 U	µg/L	J
Volatiles	10/22/01	Acetone	0.193	31.6	GW-18631-RW-008	10 U	µg/L	J
					GW-18631-RW-009	10 U	µg/L	J
					GW-18631-RW-010	10 U	µg/L	J
					GW-18631-RW-012	10 U	µg/L	J
					GW-18631-RW-013	10 U	µg/L	J
					GW-18631-RW-014	10 U	µg/L	J
					GW-18631-RW-018	10 U	µg/L	J
					GW-18631-RW-019	10 U	µg/L	J
					GW-18631-RW-020	10 U	µg/L	J
					GW-18631-RW-022	10 U	µg/L	J
					GW-18631-RW-023	10 U	µg/L	J

TABLE D.5

QUALIFIED SAMPLE RESULTS DUE TO OUTLYING CONTINUING CALIBRATION RESULTS
REMEDIAL INVESTIGATION/FEASIBILITY STUDY
VON ROLL ISOLA SITE
SCHENECTADY, NEW YORK
SEPTEMBER - NOVEMBER 2001

Parameter	*Calibration Date*	*Compound*	RRF	*%D*	*Associated Sample ID*	*Sample Results*	*Units*	*Qualifier*
Volatiles	10/23/01	Chloroethane	0.149	84.0	GW-18631-RW-011	2.0 U	µg/L	J
					GW-18631-RW-016	2.0 U	µg/L	J
					GW-18631-RW-017	2.0 U	µg/L	J
					GW-18631-RW-021	2.0 U	µg/L	J
					GW-18631-RW-024	40 U	µg/L	J
					GW-18631-RW-025	2.0 U	µg/L	J
Volatiles	10/23/01	Acetone	0.120	57.4	GW-18631-RW-011	10 U	µg/L	J
					GW-18631-RW-016	10 U	µg/L	J
					GW-18631-RW-017	10 U	µg/L	J
					GW-18631-RW-021	3.5	µg/L	J
					GW-18631-RW-024	200 U	µg/L	J
					GW-18631-RW-025	10 U	µg/L	J
Volatiles	10/23/01	2-Butanone	0.161	27.8	GW-18631-RW-011	5.0 U	µg/L	J
					GW-18631-RW-016	5.0 U	µg/L	J
					GW-18631-RW-017	5.0 U	µg/L	J
					GW-18631-RW-021	5.0 U	µg/L	J
					GW-18631-RW-024	100 U	µg/L	J
					GW-18631-RW-025	5.0 U	µg/L	J
Volatiles	10/23/01	2 Hexanone	0.906	32.3	GW-18631-RW-011	5.0 U	µg/L	J
					GW-18631-RW-016	5.0 U	µg/L	J
					GW-18631-RW-017	5.0 U	µg/L	J
					GW-18631-RW-021	5.0 U	µg/L	J
					GW-18631-RW-024	100 U	µg/L	J
					GW-18631-RW-025	5.0 U	µg/L	J
Volatiles	12/03/01	Bromomethane	0.070	32.7	GW-112701-BP-001	2.0 U	µg/L	J

TABLE D.5

QUALIFIED SAMPLE RESULTS DUE TO OUTLYING CONTINUING CALIBRATION RESULTS
REMEDIAL INVESTIGATION/FEASIBILITY STUDY
VON ROLL ISOLA SITE
SCHENECTADY, NEW YORK
SEPTEMBER - NOVEMBER 2001

Parameter	*Calibration Date*	*Compound*	RRF	*%D*	*Associated Sample ID*	*Sample Results*	*Units*	*Qualifier*
SVOCs	10/05/01	Hexachlorocyclopentadiene	>0.05	26	S--092401-MEJ-002b	25 U	ug/Kg	J
					S--092501-MEJ-003a	25 U	ug/Kg	J
					S--092501-MEJ-003b	25 U	ug/Kg	J
					S--092501-MEJ-004a	25 U	ug/Kg	J
					S--092501-MEJ-004b	25 U	ug/Kg	J
					S--092501-MEJ-005a	25 U	ug/Kg	J
					S--092501-MEJ-005b	25 U	ug/Kg	J
					W--092401-MEJ-001EB	5.8 U	ug/L	J
					W--092501-MEJ-002EB	5.8 U	ug/L	J
SVOCs	10/17/01	2,4-Dinitrophenol	>0.05	30	S--092601-MEJ-006aR2	1700 U	ug/Kg	J
					S--092601-MEJ-006bR2	1700 U	ug/Kg	J
					S--100101-MEJ-012b	2000 U	ug/Kg	J
					S--100201-MEJ-013	1900 U	ug/Kg	J
					S--100201-MEJ-014	1900 U	ug/Kg	J
					S--100201-MEJ-015	1900 U	ug/Kg	J
					S--100201-MEJ-016	1900 U	ug/Kg	J
					S--100201-MEJ-017	1900 U	ug/Kg	J
SVOCs	10/15/01	2,2'-oxybis(1-Chloropropane)	>0.05	28	S--092701-MEJ-009a	340 U	ug/Kg	J
					S--092701-MEJ-009b	350 U	ug/Kg	J
					S--092701-MEJ-010a	350 U	ug/Kg	J
					S--092701-MEJ-010b	340 U	ug/Kg	J
					S--092701-MEJ-011a	350 U	ug/Kg	J
					S--092801-MEJ-011b	390 U	ug/Kg	J
					S--092801-MEJ-012a	360 U	ug/Kg	J
					W--100101-MEJ-006FB	10 U	ug/L	J

TABLE D.5

QUALIFIED SAMPLE RESULTS DUE TO OUTLYING CONTINUING CALIBRATION RESULTS
REMEDIAL INVESTIGATION/FEASIBILITY STUDY
VON ROLL ISOLA SITE
SCHENECTADY, NEW YORK
SEPTEMBER - NOVEMBER 2001

Parameter	*Calibration Date*	*Compound*	RRF	*%D*	*Associated Sample ID*	*Sample Results*	*Units*	*Qualifier*
SVOCs	10/15/01	Hexachlorocyclopentadiene	>0.05	34	S--092701-MEJ-009a	1700 U	ug/Kg	J
					S--092701-MEJ-009b	1700 U	ug/Kg	J
					S--092701-MEJ-010a	1700 U	ug/Kg	J
					S--092701-MEJ-010b	1700 U	ug/Kg	J
					S--092701-MEJ-011a	1700 U	ug/Kg	J
					S--092801-MEJ-011b	1900 U	ug/Kg	J
					S--092801-MEJ-012a	1700 U	ug/Kg	J
					W--100101-MEJ-006FB	50 U	ug/L	J
SVOCs	10/02/01	2,4-Dinitrophenol	>0.05	32	W--092801-MEJ-005FB	50 U	ug/L	J
SVOCs	10/25/01	4-Nitrophenol	>0.05	36	S--100901-MEJ-022a	1700 U	ug/Kg	J
					S--100901-MEJ-022b	1600 U	ug/Kg	J
					S--100901-MEJ-023a	1700 U	ug/Kg	J
					S--100901-MEJ-023b	1700 U	ug/Kg	J
					W--101001-MEJ-008FB	50 U	ug/L	J
SVOCs	10/30/01	4-Nitrophenol	>0.05	36	W--101001-MEJ008FBR2	50 U	ug/L	J
SVOCs	10/30/01	Hexachlorocyclopentadiene	>0.05	27	W--101001-MEJ008FBR2	50 U	ug/L	J
SVOCs	10/26/01	4-Nitrophenol	>0.05	29	GW-18631-RW-022	50 U	ug/L	J
					GW-18631-RW-023	50 U	ug/L	J
					GW-18631-RW-024	50 U	ug/L	J
					GW-18631-RW-025	50 U	ug/L	J
					GW-18631-RW-018	50 U	ug/L	J
					GW-18631-RW-019	50 U	ug/L	J
					GW-18631-RW-020	50 U	ug/L	J
					GW-18631-RW-021	50 U	ug/L	J
SVOCs	10/29/01	Indeno(1,2,3-cd)pyrene	>0.05	34	GW-18631-RW-017	10 U	ug/L	J

TABLE D.5

QUALIFIED SAMPLE RESULTS DUE TO OUTLYING CONTINUING CALIBRATION RESULTS
REMEDIAL INVESTIGATION/FEASIBILITY STUDY
VON ROLL ISOLA SITE
SCHENECTADY, NEW YORK
SEPTEMBER - NOVEMBER 2001

Parameter	*Calibration Date*	*Compound*	RRF	*%D*	*Associated Sample ID*	*Sample Results*	*Units*	*Qualifier*
SVOCs	10/29/01	Dibenz(a,h)anthracene	>0.05	31	GW-18631-RW-017	10 U	ug/L	J
SVOCs	10/29/01	Benzo(g,h,i)perylene	>0.05	42	GW-18631-RW-017	10 U	ug/L	J
SVOCs	12/05/01	Hexachlorocyclopentadiene	>0.05	30	GW-112701-BP-001DL	250 U	ug/L	J

Notes:

%D	Percent Difference.
J	Estimated.
R	Rejected.
RRF	Relative Response Factor.
SVOC	Semi-Volatile Organic Compounds.
U	Non-detect at associated value.

TABLE D.6

QUALIFIED SAMPLE DATA DUE TO OUTLYING SURROGATE RECOVERIES
REMEDIAL INVESTIGATION/FEASIBILITY STUDY
VON ROLL ISOLA SITE
SCHENECTADY, NEW YORK
SEPTEMBER - NOVEMBER 2001

Parameter	*Surrogate*	*Surrogate Recovery (percent)*	*Control Limits (percent)*	*Sample ID*	*Analytes*	*Sample Results*	*Units*	*Qualifier*
TPH (DRO)	o-Terphenyl	164	46-154	S-18631-092701-MEJ-011b	TPH (DRO)	290	mg/Kg	J

Notes:

DRO	Diesel Range Organics.
J	Estimated.
TPH	Total Petroleum Hydrocarbons.

TABLE D.7

QUALIFIED SAMPLE RESULTS DUE TO ANALYTE CONCENTRATIONS IN THE METHOD BLANKS
REMEDIAL INVESTIGATION/FEASIBILITY STUDY
VON ROLL ISOLA SITE
SCHENECTADY, NEW YORK
SEPTEMBER - NOVEMBER 2001

Parameter	*Analysis Date*	*Analyte*	*Blank Result*	*Sample ID*	*Sample Result*	*Qualified Result*	*Units*
Volatiles	09/25/01	Toluene	1.3J	S-18631-092401-MEJ-001a	6.1	6.1U	µg/Kg
Metals	11/03/01	Aluminum	14.2	GW-18631-RW-003	40.1	40.1U	µg/L
				GW-18631-RW-005	14.6	14.6U	µg/L
				GW-18631-RW-007	81.1	81.1U	µg/L
				GW-18631-RW-008	66.9	66.9U	µg/L
				GW-18631-RW-009	213	213U	µg/L
				GW-18631-RW-010	734	734U	µg/L
				GW-18631-RW-012	72.7	72.7U	µg/L
				GW-18631-RW-013	201	201U	µg/L
				GW-18631-RW-014	32.5	32.5U	µg/L
				GW-18631-RW-017	115	115U	µg/L
Metals	PB11/2/2001	Aluminum	23.5	GW-18631-RW-025	23.8	23.8U	µg/L
				GW-18631-RW-018	26.9	26.9U	µg/L
Metals	PB10/28/01	Beryllium	0.13	GW-18631-RW-001	0.18	0.18U	µg/L
				GW-18631-RW-002	0.080	0.080U	µg/L
				GW-18631-RW-004	0.24	0.24U	µg/L
				GW-18631-RW-006	0.39	0.39U	µg/L
				GW-18631-RW-011	0.080	0.080U	µg/L
				GW-18631-RW-012	0.23	0.23U	µg/L
				GW-18631-RW-016	1.1	1.1U	µg/L
Metals	PB10/28/01	Beryllium	0.10	GW-18631-RW-022	0.28	0.28U	µg/L
				GW-18631-RW-023	0.12	0.12U	µg/L
				GW-18631-RW-024	0.090	0.090U	µg/L
				GW-18631-RW-019	0.090	0.090U	µg/L
				GW-18631-RW-020	0.090	0.090U	µg/L
				GW-18631-RW-021	0.18	0.18U	µg/L

TABLE D.7

QUALIFIED SAMPLE RESULTS DUE TO ANALYTE CONCENTRATIONS IN THE METHOD BLANKS
REMEDIAL INVESTIGATION/FEASIBILITY STUDY
VON ROLL ISOLA SITE
SCHENECTADY, NEW YORK
SEPTEMBER - NOVEMBER 2001

Parameter	*Analysis Date*	*Analyte*	*Blank Result*	*Sample ID*	*Sample Result*	*Qualified Result*	*Units*
Metals	11/03/01	Copper	1.7	GW-18631-RW-007	3.4	3.4U	µg/L
				GW-18631-RW-008	2.5	2.5U	µg/L
				GW-18631-RW-010	2.0	2.0U	µg/L
				GW-18631-RW-012	6.3	6.3U	µg/L
				GW-18631-RW-013	2.3	2.3U	µg/L
				GW-18631-RW-015	2.1	2.1U	µg/L
				GW-18631-RW-022	14.0	14.0U	µg/L
				GW-18631-RW-023	7.4	7.4U	µg/L
				GW-18631-RW-024	2.6	2.6U	µg/L
				GW-18631-RW-025	4.3	4.3U	µg/L
				GW-18631-RW-018	3.0	3.0U	µg/L
				GW-18631-RW-019	3.8	3.8U	µg/L
				GW-18631-RW-020	3.9	3.9U	µg/L
				GW-18631-RW-021	8.8	8.8U	µg/L
Metals	PB10/28/01	Iron	33.5	GW-18631-RW-025	16.5	16.5U	µg/L
				GW-18631-RW-018	38.5	38.5U	µg/L
Metals	PB10/28/01	Manganese	0.88	GW-18631-RW-025	0.88	0.88U	µg/L
				GW-18631-RW-018	1.2	1.2U	µg/L
Metals	PB10/25/01	Mercury	0.058	GW-18631-RW-001	0.096	0.096U	µg/L
				GW-18631-RW-007	0.088	0.088U	µg/L
				GW-18631-RW-010	0.086	0.086U	µg/L
				GW-18631-RW-011	0.068	0.068U	µg/L
				GW-18631-RW-012	0.085	0.085U	µg/L
				GW-18631-RW-013	0.087	0.087U	µg/L
				GW-18631-RW-014	0.061	0.061U	µg/L
				GW-18631-RW-015	0.094	0.094U	µg/L
				GW-18631-RW-016	0.062	0.062U	µg/L

TABLE D.7

QUALIFIED SAMPLE RESULTS DUE TO ANALYTE CONCENTRATIONS IN THE METHOD BLANKS
REMEDIAL INVESTIGATION/FEASIBILITY STUDY
VON ROLL ISOLA SITE
SCHENECTADY, NEW YORK
SEPTEMBER - NOVEMBER 2001

Parameter	*Analysis Date*	*Analyte*	*Blank Result*	*Sample ID*	*Sample Result*	*Qualified Result*	*Units*
Metals	11/03/01	Potassium	546	GW-18631-RW-007	795	795U	µg/L
				GW-18631-RW-009	942	942U	µg/L
				GW-18631-RW-010	755	755U	µg/L
				GW-18631-RW-011	1760	1760U	µg/L
				GW-18631-RW-012	772	772U	µg/L
				GW-18631-RW-013	1110	1110U	µg/L
				GW-18631-RW-014	1020	1020U	µg/L
				GW-18631-RW-017	1370	1370U	µg/L
Metals	PB10/28/01	Potassium	734	GW-18631-RW-022	5610	5610U	µg/L
				GW-18631-RW-023	1650	1650U	µg/L
				GW-18631-RW-024	1780	1780U	µg/L
				GW-18631-RW-025	1070	1070U	µg/L
				GW-18631-RW-018	1250	1250U	µg/L
				GW-18631-RW-019	1420	1420U	µg/L
				GW-18631-RW-020	1570	1570U	µg/L
				GW-18631-RW-021	3000	3000U	µg/L
Metals	11/03/01	Thallium	5.9	GW-18631-RW-012	7.0	7.0U	µg/L
				GW-18631-RW-017	8.9	8.9U	µg/L
Metals	11/02/01	Vanadium	6.3	GW-18631-RW-022	13.8	13.8U	µg/L
				GW-18631-RW-023	7.4	7.4U	µg/L
				GW-18631-RW-024	6.4	6.4U	µg/L
				GW-18631-RW-025	7.5	7.5U	µg/L
				GW-18631-RW-018	5.0	5.0U	µg/L
				GW-18631-RW-019	5.2	5.2U	µg/L
				GW-18631-RW-021	10.1	10.1U	µg/L

TABLE D.7

QUALIFIED SAMPLE RESULTS DUE TO ANALYTE CONCENTRATIONS IN THE METHOD BLANKS
REMEDIAL INVESTIGATION/FEASIBILITY STUDY
VON ROLL ISOLA SITE
SCHENECTADY, NEW YORK
SEPTEMBER - NOVEMBER 2001

Parameter	*Analysis Date*	*Analyte*	*Blank Result*	*Sample ID*	*Sample Result*	*Qualified Result*	*Units*
Metals	PB10/28/01	Zinc	7.8	GW-18631-RW-001	27.4	27.4U	µg/L
				GW-18631-RW-002	31.0	31.0U	µg/L
				GW-18631-RW-003	15.9	15.9U	µg/L
				GW-18631-RW-005	10.9	10.9U	µg/L
				GW-18631-RW-008	4.1	4.1U	µg/L
				GW-18631-RW-010	7.3	7.3U	µg/L
				GW-18631-RW-013	5.5	5.5U	µg/L
				GW-18631-RW-014	6.0	6.0U	µg/L
				GW-18631-RW-017	20.5	20.5U	µg/L

Notes:

J Estimated.
U Non-detect at associated value.

TABLE D.8

QUALIFIED SAMPLE RESULTS DUE TO OUTLYING MATRIX SPIKE/MATRIX SPIKE DUPLICATE RECOVERIES
REMEDIAL INVESTIGATION/FEASIBILITY STUDY
VON ROLL ISOLA SITE
SCHENECTADY, NEW YORK
SEPTEMBER - NOVEMBER 2001

Parameter	*Spike ID*	*Analyte*	*MS Recovery (percent)*	*MSD Recovery (percent)*	*RPD*	*Control Limits (percent)*	*RPD Control Limits (percent)*	*Associated Sample ID*	*Sample Result*	*Units*	*Qualifier*
SVOC	GW-18631-RW-021	TPH (DRO)	25	94	116	53-162	30	GW-18631-RW-021	8.7	mg/L	J
Metals	GW-18631-RW-005	Calcium	94.5	119	23	75-125	20	GW-18631-RW-001	120000	µg/L	J
								GW-18631-RW-002	114000	µg/L	J
								GW-18631-RW-003	67400	µg/L	J
								GW-18631-RW-004	118000	µg/L	J
								GW-18631-RW-005	132000	µg/L	J
								GW-18631-RW-006	132000	µg/L	J
								GW-18631-RW-007	72600	µg/L	J
								GW-18631-RW-008	74400	µg/L	J
								GW-18631-RW-009	131000	µg/L	J
								GW-18631-RW-010	112000	µg/L	J
								GW-18631-RW-011	113000	µg/L	J
								GW-18631-RW-012	119000	µg/L	J
								GW-18631-RW-013	81400	µg/L	J
								GW-18631-RW-014	143000	µg/L	J
								GW-18631-RW-015	27.7 U	µg/L	UJ
								GW-18631-RW-016	106000	µg/L	J
								GW-18631-RW-017	93700	µg/L	J

Notes:

DRO	Diesel Range Organics.
J	Estimated.
MS	Matrix Spike.
MSD	Matrix Spike Duplicate.
RPD	Relative Percent Difference.
SVOC	Semi-Volatile Organic Compounds.
TPH	Total Petroleum Hydrocarbon.
U	Non-detect at associated value.

TABLE D.9

QUALIFIED SAMPLE RESULTS DUE TO ANALYTE CONCENTRATIONS IN THE RINSE BLANKS
REMEDIAL INVESTIGATION/FEASIBILITY STUDY
VON ROLL ISOLA SITE
SCHENECTADY, NEW YORK
SEPTEMBER - NOVEMBER 2001

Parameter	*Rinse Blank Date*	*Analyte*	*Blank Result (µg/L)*	*Sample ID*	*Sample Result*	*Qualified Sample Result*	*Units*
Volatiles	09/24/01	Acetone	3.5J	S-18631-092401-MEJ-001a	6.3J	21 U	µg/Kg
				S-18631-092401-MEJ-001b	7.0J	21 U	µg/Kg
				S-18631-092401-MEJ-002a	5.3J	21 U	µg/Kg
				S-18631-092401-MEJ-002b	9.8J	21 U	µg/Kg
Volatiles	09/27/01	Acetone	2.9J	S-18631-092701-MEJ-009a	5.7J	21 U	µg/Kg
				S-18631-092701-MEJ-009b	11J	21 U	µg/Kg
				S-18631-092701-MEJ-010a	8.2J	21 U	µg/Kg
				S-18631-092701-MEJ-010b	5.5J	21 U	µg/Kg
				S-18631-092701-MEJ-011a	5.9J	21 U	µg/Kg
Volatiles	09/28/01	Acetone	4.5J	S-18631-092801-MEJ-011b	12J	24 U	µg/Kg
				S-18631-092801-MEJ-012a	9.6J	22 U	µg/Kg
Volatiles	10/09/01	Acetone	3.3J	S-18631-100901-MEJ-019a	10J	22 U	µg/Kg

Notes:

J Estimated.
U Non-detect at associated value.

CHAIN OF CUSTODY RECORD

CRA SERVICES
2441 Crowne Point Drive
Cincinnati, OH 45241 (513) 326-7600

SHIPPED TO (Laboratory Name): STL - Pittsburgh

REFERENCE NUMBER: 18631

SAMPLER'S SIGNATURE: [signature] PRINTED NAME: BRIAN K PICKERT

SEQ. No.	DATE	TIME	SAMPLE No.	SAMPLE TYPE	TOTAL	6010B TAL METALS	8015 mod - DRO	8081A/8082 TCL pest/PCB	8260B TCL VOA & TICs	8270C TCL BNAs & TICs	9012A Cyanide	9066 phenols					REMARKS
	11/27/01	1330	GW-112701-BP-001	Grab water	12	1	2	2	3	2	1	1					
			TRIP BLANKS	—	2												

Correct sample collection date is 11/29/01 as per Susan Screcka DAD 11/30/01

TAT = 12/21

TOTAL NUMBER OF CONTAINERS 14 HEALTH/CHEMICAL HAZARDS

RELINQUISHED BY:	DATE:	TIME:	RECEIVED BY:	DATE:	TIME:
① [signature]	11/27/01	1630	①		
②			②		
③			③		

METHOD OF SHIPMENT: FEDEX WAY BILL No —

White –Fully Executed Copy
Yellow –Receiving Laboratory Copy
Pink –Shipper Copy
Goldenrod –Sampler Copy

SAMPLE TEAM: B. PICKERT

RECEIVED FOR LABORATORY BY: [signature]
DATE: 11/30/01 TIME: 950

Nº STK- C 2882

1001 (D) APR 28/97(NF) REV. 0 (F-15)

STL Pittsburgh

CHAIN OF CUSTODY RECORD

CONESTOGA-ROVERS & ASSOCIATES
45 Farmington Valley Drive
Plainville, CT 06062 (860) 747-1800

SHIPPED TO (Laboratory Name): STL

REFERENCE NUMBER: 18631

SAMPLER'S SIGNATURE: [illegible] PRINTED NAME: ME Jimenez

SEQ. No.	DATE	TIME	SAMPLE No.	SAMPLE TYPE	No. of Containers	PARAMETERS: Metals	PCB	BTEX	TPH	VOCs					REMARKS
1	9/27	730	W-18631-092701-MEJ-004	water	10	✓	✓	✓	✓	✓					
2	9/27	1200	S-18631-092701-MEJ-011a	Soil	3	✓	✓	✓	✓	✓					
3	9/28	820	S-18631-092801-MEJ-012b	Soil	3	✓	✓	✓	✓	✓					
4	9/28	100	S-18631-092801-MEJ-012a	Soil	3	✓	✓	✓	✓	✓					
5	9/28	730	W-18631-092801-MEJ-005	water	10	✓	✓	✓	✓	✓					
6	9/27	930	S-18631-092801-MEJ-010a	soil	3	✓	✓	✓	✓	✓					
7	9/27	1020	S-18631-092701-MEJ-010b	soil	3	✓	✓	✓	✓	✓					
8	9/27	830	S-18631-092701-MEJ-009a	soil	3	✓	✓	✓	✓	✓					
9	9/27	840	S-18631-092701-MEJ-009b	Soil	3	✓	✓	✓	✓	✓					
			Temp Blank		2										
			TOTAL NUMBER OF CONTAINERS		43										HEALTH/CHEMICAL HAZARDS

RELINQUISHED BY: ① [illegible]	DATE: 9/28/01 TIME: 400	RECEIVED BY: ① [illegible]	DATE: 9-28-01 TIME: 1030
RELINQUISHED BY: ②	DATE: TIME:	RECEIVED BY: ②	DATE: TIME:
RELINQUISHED BY: ③	DATE: TIME:	RECEIVED BY: ③	DATE: TIME:

METHOD OF SHIPMENT: Fed Ex 8301 0139 8159 WAY BILL No. 8301 0139 8148

White –Fully Executed Copy
Yellow –Receiving Laboratory Copy
Pink –Shipper Copy
Goldenrod –Sampler Copy

SAMPLE TEAM: ME Jimenez

RECEIVED FOR LABORATORY BY: [illegible] DATE: [illegible] TIME: [illegible] No P 0734

1001 (D) APR 28/97(NF) REV. 0 (F-1

CHAIN OF CUSTODY RECORD

CONESTOGA-ROVERS & ASSOCIATES
45 Farmington Valley Drive
Plainville, CT 06062 (860) 747-1800

SHIPPED TO (Laboratory Name): STL

REFERENCE NUMBER: 18631-20

SAMPLER'S SIGNATURE: Maria E Jiménez PRINTED NAME: Maria E. Jiménez

SEQ. No.	DATE	TIME	SAMPLE No.	SAMPLE TYPE	No. of Containers	VOCs	PCB	BOA	Phenols	DRO	REMARKS
1	10/1/01	8:30	W-18631-100101-MEJ-006	water	10	X	X	X	X	X	
2	10/1/01	9:30	S-18631-100101-MEJ-012b	soil	3	X	X	X	X	X	
3	10/2	1:00	S-18631-100201-MEJ-013	soil	3	X	X	X	X	X	
4	10/2	1:20	S-18631-100201-MEJ-014	soil	3	X	X	X	X	X	
5	10/2	1:40	S-18631-100201-MEJ-015	soil	3	X	X	X	X	X	
6	10/2	2:00	S-18631-100201-MEJ-016	soil	3	X	X	X	X	X	
7	10/2	2:20	S-18631-100201-MEJ-017	soil	3	X	X	X	X	X	
8	10/2	2:40	S-18631-100201-MEJ-018	soil	9	X	X	X	X	X	
			Temp. Blank		1						

extra bottles rec for MS/MSD, will analyze DRO 10/5/01

TOTAL NUMBER OF CONTAINERS 38

HEALTH/CHEMICAL HAZARDS

RELINQUISHED BY: ①	DATE 10/2/01 TIME: 400	RECEIVED BY: ①	DATE: 10-4-01 TIME: 0945
RELINQUISHED BY: ②	DATE: TIME:	RECEIVED BY: ②	DATE: TIME:
RELINQUISHED BY: ③	DATE: TIME:	RECEIVED BY: ③	DATE: TIME:

METHOD OF SHIPMENT: Fed Ex WAY BILL No. 8301 0139 8090

White –Fully Executed Copy
Yellow –Receiving Laboratory Copy
Pink –Shipper Copy
Goldenrod –Sampler Copy

SAMPLE TEAM: ME Jiménez

RECEIVED FOR LABORATORY BY: DATE: 10-4-01 TIME: 0945

NO P 0102

1001 (D) APR 28/97(NF) REV. 0 (F-15)

STL Pittsburgh

STL Pittsburgh

CHAIN OF CUSTODY RECORD

CONESTOGA-ROVERS & ASSOCIATES
45 Farmington Valley Drive
Plainville, CT 06062 (860) 747-1800

SHIPPED TO (Laboratory Name): STL

REFERENCE NUMBER: 18631-20

SAMPLER'S SIGNATURE: Maria S Jiménez PRINTED NAME: M.E. Jiménez

SEQ. No.	DATE	TIME	SAMPLE No.	SAMPLE TYPE	No. of Containers	BNA	PCB	Phenols	VOA	DRO					REMARKS
1	10/9	1000	S-18631-100901-MEJ-019a	soil	3	✓	✓	✓	✓	✓					
2	10/9	1100	S-18631-100901-MEJ-019b		3	✓	✓	✓	✓	✓					
3	10/9	1130	S-18631-100901-MEJ-020a		3	✓	✓	✓	✓	✓					
4	10/9	1220	S-18631-100901-MEJ-020b		3	✓	✓	✓	✓	✓					
5	10/9	130	S-18631-100901-MEJ-021a		3	✓	✓	✓	✓	✓					
6	10/9	200	S-18631-100901-MEJ-021b		3	✓	✓	✓	✓	✓					
7	10/9	215	S-18631-100901-MEJ-022a		3	✓	✓	✓	✓	✓					
8	10/9	240	S-18631-100901-MEJ-022b		3	✓	✓	✓	✓	✓					
9	10/9	310	S-18631-100901-MEJ-023a		3	✓	✓	✓	✓	✓					
10	10/9	340	S-18631-100901-MEJ-023b		3	✓	✓	✓	✓	✓					
11	10/9	1200	W-18631-100901-MEJ-007	water	10	✓	✓	✓	✓	✓					
12	10/10	1200	W-18631-101001-MEJ-008	water	10	✓	✓	✓	✓	✓					
			Temp Blank	water	2										

TOTAL NUMBER OF CONTAINERS 52

HEALTH/CHEMICAL HAZARDS

RELINQUISHED BY: ① Maria S Jiménez	DATE: 10/10/01 TIME: 1:00	RECEIVED BY: ① [illegible]	DATE: 10-11-01 TIME: 1000
RELINQUISHED BY: ②	DATE: TIME:	RECEIVED BY: ②	DATE: TIME:
RELINQUISHED BY: ③	DATE: TIME:	RECEIVED BY: ③	DATE: TIME:

METHOD OF SHIPMENT: WAY BILL No.

White –Fully Executed Copy
Yellow –Receiving Laboratory Copy
Pink –Shipper Copy
Goldenrod –Sampler Copy

SAMPLE TEAM: M.S. Jiménez

RECEIVED FOR LABORATORY BY: [illegible] NO P 0735

DATE: 10-11-01 TIME: 1000

CHAIN OF CUSTODY RECORD

CONESTOGA-ROVERS & ASSOCIATES
45 Farmington Valley Drive
Plainville, CT 06062 (860) 747-1800

SHIPPED TO (Laboratory Name): STL

REFERENCE NUMBER: 18631-2Q

SAMPLER'S SIGNATURE: Maria S Jiménez PRINTED NAME: M.E. Jiménez

SEQ. No.	DATE	TIME	SAMPLE No.	SAMPLE TYPE	No. of Containers	BNA	RCB	Phenols	VOA	DRO					REMARKS
1	10/9	1000	S-18631-100901-MEJ-019a	soil	3	✓	✓	✓	✓	✓					
2	10/9	1100	S-18631-100901-MEJ-019b		3	✓	✓	✓	✓	✓					
3	10/9	1130	S-18631-100901-MEJ-020a		3	✓	✓	✓	✓	✓					
4	10/9	1220	S-18631-100901-MEJ-020b		3	✓	✓	✓	✓	✓					
5	10/9	130	S-18631-100901-MEJ-021a		3	✓	✓	✓	✓	✓					
6	10/9	200	S-18631-100901-MEJ-021b		3	✓	✓	✓	✓	✓					
7	10/9	215	S-18631-100901-MEJ-022a		3	✓	✓	✓	✓	✓					
8	10/9	240	S-18631-100901-MEJ-022b		3	✓	✓	✓	✓	✓					
9	10/9	310	S-18631-100901-MEJ-023a		3	✓	✓	✓	✓	✓					
10	10/9	340	S-18631-100901-MEJ-023b		3	✓	✓	✓	✓	✓					
11	10/9	1200	W-18631-100901-MEJ-007	water	10	✓	✓	✓	✓	✓					
12	10/10	1200	W-18631-101001-MEJ-008	water	10	✓	✓	✓	✓	✓					
			Temp Blank	water	2										

TOTAL NUMBER OF CONTAINERS 52

HEALTH/CHEMICAL HAZARDS

RELINQUISHED BY:	DATE: / TIME:	RECEIVED BY:	DATE: / TIME:
① Maria S Jiménez	10/10/01 1:00	① Stephen C. Thomas	10-11-01 1000
②		②	
③		③	

METHOD OF SHIPMENT: WAY BILL No.

White –Fully Executed Copy
Yellow –Receiving Laboratory Copy
Pink –Shipper Copy
Goldenrod –Sampler Copy

SAMPLE TEAM: M.E. Jiménez

RECEIVED FOR LABORATORY BY: Stephen C. Thomas NO P 0735
DATE: 10-11-01 TIME: 1000

1001 (D) APR 28/97(NF) REV. 0 (F-15)

STL Pittsburgh

STL Pittsburgh

CHAIN OF CUSTODY RECORD

CONESTOGA-ROVERS & ASSOCIATES
45 Farmington Valley Drive
Plainville, CT 06062 (860) 747-1800

SHIPPED TO (Laboratory Name): STL

REFERENCE NUMBER: 18631-20

SAMPLER'S SIGNATURE: Maria E. Jimenez PRINTED NAME: Maria E. Jimenez

SEQ. No.	DATE	TIME	SAMPLE No.	SAMPLE TYPE	No. of Containers	VOCs	PCB BNA Pheno	SRO	REMARKS
1	10/12	1200	S-18631-101201-MET-0024	Soil	3	X	X	X	
			Temp. Blank	water	1				

TOTAL NUMBER OF CONTAINERS: 4

HEALTH/CHEMICAL HAZARDS:

RELINQUISHED BY: ① MEJimenez	DATE: 10/12/00 TIME: 5:00	RECEIVED BY: ① [signature]	DATE: 10-13-01 TIME: 11:50
RELINQUISHED BY: ②	DATE: TIME:	RECEIVED BY: ②	DATE: TIME:
RELINQUISHED BY: ③	DATE: TIME:	RECEIVED BY: ③	DATE: TIME:

METHOD OF SHIPMENT: Fed Ex

WAY BILL No. 806263036438

White –Fully Executed Copy
Yellow –Receiving Laboratory Copy
Pink –Shipper Copy
Goldenrod –Sampler Copy

SAMPLE TEAM: MEJimenez

RECEIVED FOR LABORATORY BY: [signature]
DATE: 10-13-01 TIME: 11:50

No P 0103

1001 (D) APR 28/97(NF) REV. 0 (F-15)

CHAIN OF CUSTODY RECORD

CONESTOGA-ROVERS & ASSOCIATES
45 Farmington Valley Drive
Plainville, CT 06062 (860) 747-1800

SHIPPED TO (Laboratory Name): STL

REFERENCE NUMBER: 18631-20

SAMPLER'S SIGNATURE: Maria E. Jimenez PRINTED NAME: M.E. Jiménez

SEQ. No.	DATE	TIME	SAMPLE No.	SAMPLE TYPE	No. of Containers	Phenols	PCB	BTX	DRO	VOC					REMARKS
1	9/24	9:40	W-18631-092401-MEJ-001	water	10	✓	✓	✓	✓	✓	✓				
2	9/24	10:10	S-18631-092401-MEJ-001a	soil	3	✓	✓	✓	✓	✓					
3	9/24	10:45	S-18631-092401-MEJ-001b	soil	3	✓	✓	✓	✓	✓					
4	9/24	1:00	S-18631-092401-MEJ-002a	soil	3	✓	✓	✓	✓	✓					
5	9/24	3:00	S-18631-092401-MEJ-002b	soil	3	✓	✓	✓	✓	✓					
			Temp. Blank		1										
			TOTAL NUMBER OF CONTAINERS		23										HEALTH/CHEMICAL HAZARDS

RELINQUISHED BY: ① Maria E. Jimenez	DATE: 9/24/01 TIME: 4:00	RECEIVED BY: ①	DATE: TIME:
RELINQUISHED BY: ②	DATE: TIME:	RECEIVED BY: ②	DATE: TIME:
RELINQUISHED BY: ③	DATE: TIME:	RECEIVED BY: ③ [signature]	DATE: 9-25-01 TIME: 9:30

METHOD OF SHIPMENT: Fed-Ex 8301 0139 8078 WAY BILL No.

White	–Fully Executed Copy
Yellow	–Receiving Laboratory Copy
Pink	–Shipper Copy
Goldenrod	–Sampler Copy

SAMPLE TEAM: M.E. Jiménez

RECEIVED FOR LABORATORY BY: _____ DATE: _____ TIME: _____

No P 0736

1001 (D) APR 28/97(NF) REV. 0 (F-15)

STL Pittsburgh

STL Pittsburgh

CHAIN OF CUSTODY RECORD

CONESTOGA-ROVERS & ASSOCIATES
45 Farmington Valley Drive
Plainville, CT 06062 (860) 747-1800

SHIPPED TO (Laboratory Name): STL

REFERENCE NUMBER: 18631-20

SAMPLER'S SIGNATURE: Maria S Jimenez PRINTED NAME: M.S. Jimenez

SEQ. No.	DATE	TIME	SAMPLE No.	SAMPLE TYPE	No. of Containers	Phenols	PCB	BNA	PRO	VOCs					REMARKS
1	9/25	8:35	W-18631-092501-MEJ-002	water	10	✓	✓	✓	✓	✓					
2	9/25	9:00	S-18631-092501-MEJ-003a	soil	3	✓	✓	✓	✓	✓					
3	9/25	10:00	S-18631-092501-MEJ-003b	soil	3	✓	✓	✓	✓	✓					
4	9/25	11:10	S-18631-092501-MEJ-004a	soil	3	✓	✓	✓	✓	✓					
5	9/25	12:00	S-18631-092501-MEJ-004b	soil	3	✓	✓	✓	✓	✓					
6	9/25	11:20	S-18631-092501-MEJ-005a	soil	3	✓	✓	✓	✓	✓					
7	9/25	12:15	S-18631-092501-MEJ-005b	soil	3	✓	✓	✓	✓	✓					
			Temp. Blank		1										

TOTAL NUMBER OF CONTAINERS: 29

HEALTH/CHEMICAL HAZARDS:

RELINQUISHED BY: ① Maria S. Jimenez	DATE: 9/25/01 TIME: 2:00	RECEIVED BY: ① [signature]	DATE: 9-26-01 TIME: 0945
RELINQUISHED BY: ②	DATE: TIME:	RECEIVED BY: ②	DATE: TIME:
RELINQUISHED BY: ③	DATE: TIME:	RECEIVED BY: ③	DATE: TIME:

METHOD OF SHIPMENT: Fed Ex

WAY BILL No.

White –Fully Executed Copy
Yellow –Receiving Laboratory Copy
Pink –Shipper Copy
Goldenrod –Sampler Copy

SAMPLE TEAM: Maria S. Jiménez

RECEIVED FOR LABORATORY BY: [signature] DATE: 9-26-01 TIME: 0945

No P 0101

[redacted]01 (D[redacted]8/97([redacted]V. 0 (F[redacted]

12[redacted]

CHAIN OF CUSTODY RECORD

CONESTOGA-ROVERS & ASSOCIATES
45 Farmington Valley Drive
Plainville, CT 06062 (860) 747-1800

SHIPPED TO (Laboratory Name): STL

REFERENCE NUMBER: 18631-20

SAMPLER'S SIGNATURE: Maria S. Jiménez PRINTED NAME: Maria S. Jiménez

SEQ. No.	DATE	TIME	SAMPLE No.	SAMPLE TYPE	No. of Containers	Phenols	PCB	BNA	~~TPH~~	VOCs					REMARKS
1	9/26	800	W-18631-092601-MEJ-003	water	10	✓	✓	✓	✓	✓					
2	9/26	900	S-18631-092601-MEJ-006a	soil	9	✓	✓	✓	✓	✓					MS/MSD
3	9/26	930	S-18631-092601-MEJ-006b	soil	3	✓	✓	✓	✓	✓					
4	9/26	1045	S-18631-092601-MEJ-007a	soil	3	✓	✓	✓	✓	✓					
5	9/26	1130	S-18631-092601-MEJ-007b	soil	3	✓	✓	✓	✓	✓					
6	9/26	1240	S-18631-092601-MEJ-008a	soil	3	✓	✓	✓	✓	✓					
7	9/26	130	S-18631-092601-MEJ-008b	soil	3	✓	✓	✓	✓	✓					
			Temp. Blank		1										
			TOTAL NUMBER OF CONTAINERS		35	HEALTH/CHEMICAL HAZARDS									

RELINQUISHED BY: ① Maria S. Jiménez	DATE: 9/26/01 TIME:	RECEIVED BY: ① [signature]	DATE: 9-27-01 TIME: 1000
RELINQUISHED BY: ②	DATE: TIME:	RECEIVED BY: ②	DATE: TIME:
RELINQUISHED BY: ③	DATE: TIME:	RECEIVED BY: ③	DATE: TIME:

METHOD OF SHIPMENT: Fed Ex 8301 0139 8089 WAY BILL No.

White	–Fully Executed Copy
Yellow	–Receiving Laboratory Copy
Pink	–Shipper Copy
Goldenrod	–Sampler Copy

SAMPLE TEAM: M.E. Jiménez

RECEIVED FOR LABORATORY BY: [signature] DATE: 9-27-01 TIME: 1000

No P 0731

1001 (D) APR 28/97(NF) REV. 0 (F-15)

STL Pittsburgh

CHAIN OF CUSTODY RECORD

CONESTOGA-ROVERS & ASSOCIATES
45 Farmington Valley Drive
Plainville, CT 06062 (860) 747-1800

SHIPPED TO (Laboratory Name): STL

REFERENCE NUMBER: 18631

SAMPLER'S SIGNATURE: [signature] PRINTED NAME: M.E. Jiménez

SEQ. No.	DATE	TIME	SAMPLE No.	SAMPLE TYPE	No. of Containers	PARAMETERS: Pwacb	TCLP	BOA	DRO	VOCs	REMARKS
1	9/27	730	W-18631-092701-MEJ-004	water	10	✓	✓	✓	✓	✓	
2	9/27	1200	S-18631-092701-MEJ-011a	Soil	3	✓	✓	✓	✓	✓	
3	9/28	820	S-18631-092801-MEJ-011b	Soil	3	✓	✓	✓	✓	✓	
4	9/28	100	S-18631-092801-MEJ-012a	Soil	3	✓	✓	✓	✓	✓	
5	9/28	730	W-18631-092801-MEJ-005	water	10	✓	✓	✓	✓	✓	
6	9/27	930	S-18631-092801-MEJ-010a	Soil	3	✓	✓	✓	✓	✓	
7	9/27	1020	S-18631-092701-MEJ-010b	Soil	3	✓	✓	✓	✓	✓	
8	9/27	810	S-18631-092701-MEJ-009a	Soil	3	✓	✓	✓	✓	✓	
9	9/27	840	S-18631-092701-MEJ-009b	Soil	3	✓	✓	✓	✓	✓	
			Temp Blank		2						

TOTAL NUMBER OF CONTAINERS: 43

HEALTH/CHEMICAL HAZARDS:

RELINQUISHED BY: ① [signature]	DATE: 9/28/01 TIME: 400	RECEIVED BY: ① [signature]	DATE: 9-28-01 TIME: 1030
RELINQUISHED BY: ②	DATE: TIME:	RECEIVED BY: ②	DATE: TIME:
RELINQUISHED BY: ③	DATE: TIME:	RECEIVED BY: ③	DATE: TIME:

METHOD OF SHIPMENT: Fed Ex 8301 0139 8159

WAY BILL No. 8301 0139 8148

White – Fully Executed Copy
Yellow – Receiving Laboratory Copy
Shipper Copy

SAMPLE TEAM: [redacted] M.E. Jiménez [redacted]

RECEIVED FOR LABORATORY BY: [signature] DATE: 9/29-01 TIME: 1030

No. P 0734

1

STL Pittsburgh

CHAIN OF CUSTODY RECORD

CONESTOGA-ROVERS & ASSOCIATES
45 Farmington Valley Drive
Plainville, CT 06062 (860) 747-1800

SHIPPED TO (Laboratory Name): STL PITTSBURGH

REFERENCE NUMBER: 18613

SAMPLER'S SIGNATURE: [signature] PRINTED NAME: ROGER WALLER

SEQ. No.	DATE	TIME	SAMPLE No.	SAMPLE TYPE	No. of Containers	PEST/PCB	BNA/TICS	DRO	VOC TICS	METALS	CYANIDE	PHENOLS			REMARKS
10/16/01			GW-18631-RW-001	9 15	12	X	X	X	X	X	X	X			
			-002	11 45	12	X	X	X	X	X	X	X			
			-003	12 45	12	X	X	X	X	X	X	X			
			-004	13 00	12	X	X	X	X	X	X	X			
			-005 MS/MSD	13 45	36	X	X	X	X	X	X	X			
			TRIP BLANK						X						

only 1 trip blank received between this COC & COC # 0113
DAD 10/18/01

TOTAL NUMBER OF CONTAINERS 84 HEALTH/CHEMICAL HAZARDS

RELINQUISHED BY:	DATE: / TIME:	RECEIVED BY:	DATE: / TIME:
① [signature]	DATE: 10/16/01 TIME: 16 00	①	
②		②	
③		③	

METHOD OF SHIPMENT: FED-X WAY BILL No. 808262036427

White –Fully Executed Copy
Yellow –Receiving Laboratory Copy
Pink –Shipper Copy
Goldenrod –Sampler Copy

SAMPLE TEAM: R. WALLER, M. JIMENEZ

RECEIVED FOR LABORATORY BY: [signature] DATE: 10-19-01 TIME: 9:30

NO P 0112

1001 (D) APR 28/97(NF) REV. 0 (F-15)

STL Pittsburgh

CHAIN OF CUSTODY RECORD

CONESTOGA-ROVERS & ASSOCIATES
45 Farmington Valley Drive
Plainville, CT 06062 (860) 747-1800

SHIPPED TO (Laboratory Name): STL PITTSBURGH

REFERENCE NUMBER: 18613

SAMPLER'S SIGNATURE: R Waller PRINTED NAME: ROGER WALLER

SEQ. No.	DATE	TIME	SAMPLE No.	SAMPLE TYPE	No. of Containers	PEST/PCB	BNA/TICS	DRO	VOC/TICS	METALS	CYANIDE	PHENOLS			REMARKS
	10/16/01	14 30	GW-18631-RW-006	GW	12	X	X	X	X	X	X	X			
	10/17/01	8 00	" -007	"	12	X	X	X	X	X	X	X			
		8 10	" -008	"	12	X	X	X	X	X	X	X			
		10 00	" -009	"	12	X	X	X	X	X	X	X			
		8 30	" -010	"	12	X	X	X	X	X	X	X			
		11 00	" -011	"	12	X	X	X	X	X	X	X			
		13 00	" -012	"	12	X	X	X	X	X	X	X			
		11 30	" -013	"	12	X	X	X	X	X	X	X			
		12 30	" -014	"	12	X	X	X	X	X	X	X			
		13 30	" -015	"	9	X	X	X	X	X	X	X			
		14 15	" -016	"	12	X	X	X	X	X	X	X			
		14 30	" -017	"	12	X	X	X	X	X	X	X			
			TRIP BLANK						X						

Only one trip blank received between this COC & COC #0112 DAB

TOTAL NUMBER OF CONTAINERS | HEALTH/CHEMICAL HAZARDS

RELINQUISHED BY: ① R Waller	DATE: 10/17/01 TIME: 16:30	RECEIVED BY: ①	DATE: TIME:
RELINQUISHED BY: ②	DATE: TIME:	RECEIVED BY: ②	DATE: TIME:
RELINQUISHED BY: ③	DATE: TIME:	RECEIVED BY: ③	DATE: TIME:

METHOD OF SHIPMENT: FED-X WAY BILL No. 808263036520

White	–Fully Executed Copy
Yellow	–Receiving Laboratory Copy
Pink	–Shipper Copy
Goldenrod	–Sampler Copy

SAMPLE TEAM: R. WALLER, M. JIMENEZ

RECEIVED FOR LABORATORY BY: [illegible] DATE: 10-18-01 TIME: 9:30

NO P 0113

[redacted] 1001 [redacted] R 28/9 [redacted] REV. 0 [redacted]

STL Pittsburgh

CHAIN OF CUSTODY RECORD

CONESTOGA-ROVERS & ASSOCIATES
45 Farmington Valley Drive
Plainville, CT 06062 (860) 747-1800

SHIPPED TO (Laboratory Name): STL PITTSBURGH

REFERENCE NUMBER: 18613

SAMPLER'S SIGNATURE: [signature] PRINTED NAME: ROGER WALLER

SEQ. No.	DATE	TIME	SAMPLE No.	SAMPLE TYPE	No. of Containers	PEST/PCB	BNA/TICS	DRO	VOC/TICS	METALS	CYANIDE	PHENOLS			REMARKS
	10/17/01	15 00	GW-18613-RW-018	GW	12	X	X	X	X	X	X	X			
	"	16 00	" -019	"	12	X	X	X	X	X	X	X			
	10/18/01		" -020	"	12	X	X	X	X	X	X	X			
	"		" -021	"	12	X	X	X	X	X	X	X			
	"		" -022	"	12	X	X	X	X	X	X	X			
	"	8 45	" -023	"	12	X	X	X	X	X	X	X			
	"	10 45	" -024	"	12	X	X	X	X	X	X	X			
	"	11 45	" -025	"	12	X	X	X	X	X	X	X			

Project # in IDS should be 18631 not 18613
also received a trip blank
also IDS corrected DAD 10/22/01
DAD 10/22/01

TOTAL NUMBER OF CONTAINERS

HEALTH/CHEMICAL HAZARDS

RELINQUISHED BY: ① [signature]	DATE: 10/18/01 TIME: 16 00	RECEIVED BY: ①	DATE: TIME:
RELINQUISHED BY: ②	DATE: TIME:	RECEIVED BY: ②	DATE: TIME:
RELINQUISHED BY: ③	DATE: TIME:	RECEIVED BY: ③	DATE: TIME:

METHOD OF SHIPMENT: FED-X

WAY BILL No. 808263036380

White –Fully Executed Copy
Yellow –Receiving Laboratory Copy
Pink –Shipper Copy
Goldenrod –Sampler Copy

SAMPLE TEAM: R. WALLER, M. JIMENEZ

RECEIVED FOR LABORATORY BY: [signature]
DATE: 10/18/01 TIME: 9:41

No P 0114

1001 (D) APR 28/97(NF) REV. 0 (F-15)

E

APPENDIX E

HISTORICAL GROUNDWATER QUALITY DATA

ANALYTICAL RESULTS SUMMARY
HISTORICAL GROUNDWATER QUALITY DATA
VON ROLLS ISOLA USA, INC. FACILITY
SCHENECTADY, NEW YORK

Sample Location:		*NYSDEC*	*GT-1*	*GT-1*	*GT-1*	*GT-1*	*GT-1*	*GT-1*	*GT-1*	*GT-1*	*GT-2*	*GT-2*	*GT-2*	*GT-2*	*GT-2*
Sample Name:		*Water Quality*	*GT-1*	*GT-1*	*GT-1*	*GT-1*	*GT-1*	*GT-1*	*GT-1*	*GT-1*	*GT-2*	*GT-2*	*GT-2*	*GT-2*	*GT-2*
Sample Date:		*Standards and Guidance Values*	*4/20/1987*	*5/27/1987*	*8/4/1987*	*8/20/1987*	*10/23/1987*	*2/18/1988*	*9/8/1992*	*12/12/1994*	*4/20/1987*	*5/27/1987*	*8/3/1987*	*8/20/1987*	*10/23/1987*
Parameter	*Unit*														
Volatiles															
1,1,1,2-Tetrachloroethane	µg/L	5	-	-	-	-	-	-	-	2 U	-	-	-	-	-
1,1,1-Trichloroethane	µg/L	5	-	-	-	-	-	-	-	2 U	-	-	-	-	-
1,1,2,2-Tetrachloroethane	µg/L	5	-	-	-	-	-	-	-	2 U	-	-	-	-	-
1,1,2-Trichloroethane	µg/L	1	-	-	-	-	-	-	-	2 U	-	-	-	-	-
1,1-Dichloroethane	µg/L	5	-	-	-	-	-	-	-	2 U	-	-	-	-	-
1,1-Dichloroethene	µg/L	5	-	-	-	-	-	-	-	2 U	-	-	-	-	-
1,1-Dichloropropene	µg/L	5	-	-	-	-	-	-	-	2 U	-	-	-	-	-
1,2,3-Trichlorobenzene	µg/L	5	-	-	-	-	-	-	-	2 U	-	-	-		-
1,2,3-Trichloropropane	µg/L	0.04	-	-	-	-	-	-	-	2 U	-	-	-	-	-
1,2,4-Trichlorobenzene	µg/L	5	-	-	-	-	-	-	-	2 U	-	-	-	-	-
1,2,4-Trimethylbenzene	µg/L	5	-	-	-	-	-	-	-	2 U	-	-	-	-	-
1,2-Dibromo-3-chloropropane (DBCP)	µg/L	0.04	-	-	-	-	-	-	-	2 U	-	-	-	-	-
1,2-Dibromoethane (Ethylene Dibromide)	µg/L	0.0006	-	-	-	-	-	-	-	2 U	-	-	-	-	-
1,2-Dichlorobenzene	µg/L	3	-	-	-	-	-	-	-	2 U	-	-	-	-	-
1,2-Dichloroethane	µg/L	0.6	-	-	-	-	-	-	-	2 U	-	-	-	-	-
1,2-Dichloroethene (total)	µg/L	5	-	-	-	-	-	-	-	-	-	-	-	-	-
1,2-Dichloropropane	µg/L	1	-	-	-	-	-	-	-	2 U	-	-	-	-	-
1,3,5-Trimethylbenzene	µg/L	5	-	-	-	-	-	-	-	2 U	-	-	-	-	-
1,3-Dichlorobenzene	µg/L	3	-	-	-	-	-	-	-	2 U	-	-	-	-	-
1,3-Dichloropropane	µg/L	5	-	-	-	-	-	-	-	2 U	-	-	-	-	-
1,4-Dichlorobenzene	µg/L	3	-	-	-	-	-	-	-	2 U	-	-	-	-	-
2,2-Dichloropropane	µg/L	5	-	-	-	-	-	-	-	2 U	-	-	-	-	-
2,4-Chlorotoluene	µg/L	5	-	-	-	-	-	-	-	2 U	-	-	-	-	-
2-Butanone	µg/L	50	-	-	-	-	-	-	-	-	-	-	-	-	-
2-Chloroethyl vinyl ether	µg/L	-	-	-	-	-	-	-	-	-	-	-	-	-	-
2-Chlorotoluene	µg/L	5	-	-	-	-	-	-	-	-	-	-	-	-	-
2-Hexanone	µg/L	50	-	-	-	-	-	-	-	-	-	-	-	-	-
2-Phenylbutane (sec-Butylbenzene)	µg/L	5	-	-	-	-	-	-	-	2 U	-	-	-	-	-
4-Chlorotoluene	µg/L	5	-	-	-	-	-	-	-	-	-	-	-	-	-
4-Methyl-2-pentanone	µg/L	-	-	-	-	-	-	-	-	-	-	-	-	-	-
Acetone	µg/L	50	-	-	-	-	-	-	-	-	-	-	-	-	-
Benzene	µg/L	1	1200[a]	-	530[a]	31[a]	-	-	-	2 U	-	-	-	-	-
Benzene, butyl	µg/L	-	-	-	-	-	-	-	-	2 U	-	-	-	-	-
Benzene, isopropyl	µg/L	5	-	-	-	-	-	-	-	2 U	-	-	-	-	-
Benzene, tert-butyl	µg/L	5	-	-	-	-	-	-	-	-	-	-	-	-	-
Bromobenzene	µg/L	5	-	-	-	-	-	-	-	2 U	-	-	-	-	-
Bromodichloromethane	µg/L	50	-	-	-	-	-	-	-	2 U	-	-	-	-	-

ANALYTICAL RESULTS SUMMARY
HISTORICAL GROUNDWATER QUALITY DATA
VON ROLLS ISOLA USA, INC. FACILITY
SCHENECTADY, NEW YORK

Sample Location:		*NYSDEC*	*GT-1*	*GT-1*	*GT-1*	*GT-1*	*GT-1*	*GT-1*	*GT-1*	*GT-1*	*GT-2*	*GT-2*	*GT-2*	*GT-2*	*GT-2*
Sample Name:		*Water Quality*	*GT-1*	*GT-1*	*GT-1*	*GT-1*	*GT-1*	*GT-1*	*GT-1*	*GT-1*	*GT-2*	*GT-2*	*GT-2*	*GT-2*	*GT-2*
Sample Date:		*Standards and Guidance Values*	*4/20/1987*	*5/27/1987*	*8/4/1987*	*8/20/1987*	*10/23/1987*	*2/18/1988*	*9/8/1992*	*12/12/1994*	*4/20/1987*	*5/27/1987*	*8/3/1987*	*8/20/1987*	*10/23/1987*
Parameter	*Unit*														
Bromoform	µg/L	50	-	-	-	-	-	-	-	2 U	-	-	-	-	-
Bromomethane	µg/L	5	-	-	-	-	-	-	-	5 U	-	-	-	-	-
Carbon disulfide	µg/L	-	-	-	-	-	-	-	-	-	-	-	-	-	-
Carbon tetrachloride	µg/L	5	-	-	-	-	-	-	-	2 U	-	-	-	-	-
Chlorobenzene	µg/L	5	-	-	-	-	-	-	-	2 U	-	-	-	-	-
Chlorobromomethane	µg/L	5	-	-	-	-	-	-	-	2 U	-	-	-	-	-
Chloroethane	µg/L	5	-	-	-	-	-	-	-	5 U	-	-	-	-	-
Chloroform (Trichloromethane)	µg/L	7	-	-	-	-	-	-	-	5 U	-	-	-	-	-
Chloromethane	µg/L	-	-	-	-	-	-	-	-	10 U	-	-	-	-	-
cis-1,2-Dichloroethene	µg/L	5	-	-	-	-	-	-	-	2 U	-	-	-	-	-
cis-1,3-Dichloropropene	µg/L	0.4 (a)	-	-	-	-	-	-	-	-	-	-	-	-	-
Cymene	µg/L	-	-	-	-	-	-	-	-	2 U	-	-	-	-	-
Dibromochloromethane	µg/L	50	-	-	-	-	-	-	-	2 U	-	-	-	-	-
Dibromomethane	µg/L	5	-	-	-	-	-	-	-	2 U	-	-	-	-	-
Dichlorodifluoromethane (CFC-12)	µg/L	5	-	-	-	-	-	-	-	10 U	-	-	-	-	-
Ethylbenzene	µg/L	5	160000[a]	-	-	27[a]	-	-	-	2 U	-	-	-	-	-
Hexachlorobutadiene	µg/L	0.5	-	-	-	-	-	-	-	2 U	-	-	-	-	-
m&p-Xylene	µg/L	5	-	-	-	-	-	-	-	-	-	-	-	-	-
Methyl Tert Butyl Ether	µg/L	-	-	-	-	-	-	-	-	5 U	-	-	-	-	-
Methylene chloride	µg/L	5	-	-	85[a]	81[a]	-	-	-	10 U	-	-	-	-	-
Naphthalene	µg/L	10	-	-	-	-	-	-	-	2 U	-	-	-	-	-
n-Propylbenzene	µg/L	5	-	-	-	-	-	-	-	2 U	-	-	-	-	-
o-Xylene	µg/L	5	-	-	-	-	-	-	-	-	-	-	-	-	-
Styrene	µg/L	5	-	-	-	-	-	-	-	2 U	-	-	-	-	-
Tetrachlorobenzene	µg/L	-	-	-	-	-	-	-	-	-	-	-	-	-	-
Tetrachloroethene	µg/L	5	-	-	-	-	-	-	-	2 U	-	-	-	-	-
Toluene	µg/L	5	350[a]	-	1	-	-	-	-	2 U	3	-	-	-	-
Total VOCS	µg/L	-	-	-	-	-	ND	-	-	-	-	ND	-	-	-
Total VOCS/SVOCS	µg/L	-	-	-	-	-	-	-	-	-	-	-	ND	ND	ND
trans-1,2-Dichloroethene	µg/L	5	-	-	-	-	-	-	-	2 U	-	-	-	-	-
trans-1,3-Dichloropropene	µg/L	0.4 (a)	-	-	-	-	-	-	-	-	-	-	-	-	-
Trichlorobenzene	µg/L	-	-	-	-	-	-	-	-	-	-	-	-	-	-
Trichloroethene	µg/L	5	-	-	-	-	-	-	-	2 U	-	-	-	-	-
Trichlorofluoromethane	µg/L	5	-	-	-	-	-	-	-	2 U	-	-	-	-	-
Vinyl acetate	µg/L	-	-	-	-	-	-	-	-	-	-	-	-	-	-
Vinyl chloride	µg/L	2	-	-	-	-	-	-	-	10 U	-	-	-	-	-
Xylene (total)	µg/L	5 (b)	1130[a]	-	340[a]	190[a]	-	-	-	2 U	4	-	-	-	-

ANALYTICAL RESULTS SUMMARY
HISTORICAL GROUNDWATER QUALITY DATA
VON ROLLS ISOLA USA, INC. FACILITY
SCHENECTADY, NEW YORK

Sample Location:		*NYSDEC*	*GT-1*	*GT-1*	*GT-1*	*GT-1*	*GT-1*	*GT-1*	*GT-1*	*GT-1*	*GT-2*	*GT-2*	*GT-2*	*GT-2*	*GT-2*
Sample Name:		*Water Quality*	*GT-1*	*GT-1*	*GT-1*	*GT-1*	*GT-1*	*GT-1*	*GT-1*	*GT-1*	*GT-2*	*GT-2*	*GT-2*	*GT-2*	*GT-2*
Sample Date:		*Standards and Guidance Values*	*4/20/1987*	*5/27/1987*	*8/4/1987*	*8/20/1987*	*10/23/1987*	*2/18/1988*	*9/8/1992*	*12/12/1994*	*4/20/1987*	*5/27/1987*	*8/3/1987*	*8/20/1987*	*10/23/1987*
Parameter	*Unit*														
Semi-Volatiles															
1,2,4,5-Tetrachlorobenzene	µg/L	5	-	-	-	-	-	-	-	2 U	-	-	-	-	-
1,2,4-Trichlorobenzene	µg/L	5	-	-	-	-	-	-	-	2 U	-	-	-	-	-
1,2-Dichlorobenzene	µg/L	3	-	-	-	-	-	-	-	2 U	-	-	-	-	-
1,2-Diphenylhydrazine	µg/L	-	-	-	-	-	-	-		2 U	-	-	-	-	-
1,3-Dichlorobenzene	µg/L	3	-	-	-	-	-	-	-	2 U	-	-	-	-	-
1,4-Dichlorobenzene	µg/L	3	-	-	-	-	-	-	-	2 U	-	-	-	-	-
1-Chloronaphthalene	µg/L	-	-	-	-	-	-	-	-	2 U	-	-	-	-	-
1-Naphthylamine	µg/L	-	-	-	-	-	-	-	-	5 U	-	-	-		-
2,2'-oxybis(1-Chloropropane)	µg/L	-		-	-	-	-	-	-	10 U	-	-	-	-	-
2,3,4,6-Tetrachlorophenol	µg/L	-	-	-	-	-	-	-	-	20 U	-	-	-	-	-
2,4,5-Trichlorophenol	µg/L	1	-	-	-	-	-	-	-	10 U	-	-	-	-	-
2,4,6-Trichlorophenol	µg/L	1	-	-	-	-	-	-	-	10 U	-	-	-	-	-
2,4-Dichlorophenol	µg/L	5	-	-	-	-	-	-	-	5 U	-	-	-	-	-
2,4-Dimethylphenol	µg/L	1	-	-	-	-	-	-	-	5 U	-	-	-	-	-
2,4-Dinitrophenol	µg/L	1	-	-	-	-	-	-	-	-	-	-	-	-	-
2,4-Dinitrotoluene	µg/L	5	-	-	-	-	-	-	-	5 U	-	-	-	-	-
2,6-Dichlorophenol	µg/L	5	-	-	-	-	-	-	-	5 U	-	-	-	-	-
2,6-Dinitrotoluene	µg/L	5	-	-	-	-	-	-	-	5 U	-	-	-	-	-
2-Chloronaphthalene	µg/L	10	-	-	-	-	-	-	-	2 U	-	-	-	-	-
2-Chlorophenol	µg/L	1	-	-		-	-	-	-	5 U	-	-	-	-	-
2-Methyl naphthalene	µg/L	-	-	-	-	-	-	-	-	2 U	-	-	-	-	-
2-Methylphenol	µg/L	1	-	-	-	-	-	-	-	5 U	-	-	-	-	-
2-Naphthylamine	µg/L	-	-	-	-	-	-	-	-	5 U	-	-	-	-	-
2-Nitroaniline	µg/L	5	-	-	-	-	-	-	-	20 U	-	-	-	-	
2-Nitrophenol	µg/L	1	-		-	-	-	-	-	10 U	-	-	-	-	-
2-Picoline	µg/L	-	-	-	-	-	-	-	-	10 U	-	-	-	-	-
3&4-Methylphenol	µg/L	-	-	-	-	-	-	-	-	5 U	-	-	-	-	-
3,3'-Dichlorobenzidine	µg/L	5	-	-	-	-	-	-	-	5 U	-	-	-	-	-
3-Methylcholanthrene	µg/L	-	-	-	-	-	-	-	-	5 U	-	-	-	-	-
3-Nitroaniline	µg/L	5	-	-	-	-	-	-	-	20 U	-	-	-	-	-
4,6-Dinitro-2-methylphenol	µg/L	1	-	-	-	-	-	-	-	50 U	-	-	-	-	-
4-Aminobiphenyl	µg/L	5	-	-	-	-	-	-	-	2 U	-	-	-	-	-
4-Bromophenyl phenyl ether	µg/L	-	-	-	-	-	-	-	-	2 U	-	-	-	-	-
4-Chloro-3-methylphenol	µg/L	1	-	-	-	-	-	-	-	10 U	-	-	-	-	-
4-Chloroaniline	µg/L	5	-	-	-	-	-	-	-	5 U	-	-	-	-	-
4-Chlorophenyl phenyl ether	µg/L	-	-	-	-	-	-	-	-	2 U	-	-	-	-	-
4-Dimethylaminoazobenzene	µg/L	-	-	-	-	-	-	-	-	5 U	-	-	-	-	-
4-Methyl-2,6-dinitrophenol	µg/L	-	-	-	-	-	-	-	-	-	-	-	-	-	-

APPENDIX E

ANALYTICAL RESULTS SUMMARY
HISTORICAL GROUNDWATER QUALITY DATA
VON ROLLS ISOLA USA, INC. FACILITY
SCHENECTADY, NEW YORK

Sample Location:		*NYSDEC*	*GT-1*	*GT-1*	*GT-1*	*GT-1*	*GT-1*	*GT-1*	*GT-1*	*GT-1*	*GT-2*	*GT-2*	*GT-2*	*GT-2*
Sample Name:		*Water Quality*	*GT-1*	*GT-1*	*GT-1*	*GT-1*	*GT-1*	*GT-1*	*GT-1*	*GT-1*	*GT-2*	*GT-2*	*GT-2*	*GT-2*
Sample Date:		*Standards and Guidance Values*	*4/20/1987*	*5/27/1987*	*8/4/1987*	*8/20/1987*	*10/23/1987*	*2/18/1988*	*9/8/1992*	*12/12/1994*	*4/20/1987*	*5/27/1987*	*8/3/1987*	*8/20/1987*
Parameter	*Unit*													
Volatiles														
1,1,1,2-Tetrachloroethane	µg/L	5	-	-	-	-	-	-	-	2 U	-	-	-	-
1,1,1-Trichloroethane	µg/L	5	-	-	-	-	-	-	-	2 U	-	-	-	-
1,1,2,2-Tetrachloroethane	µg/L	5	-	-	-	-	-	-	-	2 U	-	-	-	-
1,1,2-Trichloroethane	µg/L	1	-	-	-	-	-	-	-	2 U	-	-	-	-
1,1-Dichloroethane	µg/L	5	-	-	-	-	-	-	-	2 U	-	-	-	-
1,1-Dichloroethene	µg/L	5	-	-	-	-	-	-	-	2 U	-	-	-	-
1,1-Dichloropropene	µg/L	5	-	-	-	-	-	-	-	2 U	-	-	-	-
1,2,3-Trichlorobenzene	µg/L	5	-	-	-	-	-	-	-	2 U	-	-	-	-
1,2,3-Trichloropropane	µg/L	0.04	-	-	-	-	-	-	-	2 U	-	-	-	-
1,2,4-Trichlorobenzene	µg/L	5	-	-	-	-	-	-	-	2 U	-	-	-	-
1,2,4-Trimethylbenzene	µg/L	5	-	-	-	-	-	-	-	2 U	-	-	-	-
1,2-Dibromo-3-chloropropane (DBCP)	µg/L	0.04	-	-	-	-	-	-	-	2 U	-	-	-	-
1,2-Dibromoethane (Ethylene Dibromide)	µg/L	0.0006	-	-	-	-	-	-	-	2 U	-	-	-	-
1,2-Dichlorobenzene	µg/L	3	-	-	-	-	-	-	-	2 U	-	-	-	-
1,2-Dichloroethane	µg/L	0.6	-	-	-	-	-	-	-	2 U	-	-	-	-
1,2-Dichloroethene (total)	µg/L	5	-	-	-	-	-	-	-	-	-	-	-	-
1,2-Dichloropropane	µg/L	1	-	-	-	-	-	-	-	2 U	-	-	-	-
1,3,5-Trimethylbenzene	µg/L	5	-	-	-	-	-	-	-	2 U	-	-	-	-
1,3-Dichlorobenzene	µg/L	3	-	-	-	-	-	-	-	2 U	-	-	-	-
1,3-Dichloropropane	µg/L	5	-	-	-	-	-	-	-	2 U	-	-	-	-
1,4-Dichlorobenzene	µg/L	3	-	-	-	-	-	-	-	2 U	-	-	-	-
2,2-Dichloropropane	µg/L	5	-	-	-	-	-	-	-	2 U	-	-	-	-
2,4-Chlorotoluene	µg/L	5	-	-	-	-	-	-	-	2 U	-	-	-	-
2-Butanone	µg/L	50	-	-	-	-	-	-	-	-	-	-	-	-
2-Chloroethyl vinyl ether	µg/L	-	-	-	-	-	-	-	-	-	-	-	-	-
2-Chlorotoluene	µg/L	5	-	-	-	-	-	-	-	-	-	-	-	-
2-Hexanone	µg/L	50	-	-	-	-	-	-	-	-	-	-	-	-
2-Phenylbutane (sec-Butylbenzene)	µg/L	5	-	-	-	-	-	-	-	2 U	-	-	-	-
4-Chlorotoluene	µg/L	5	-	-	-	-	-	-	-	-	-	-	-	-
4-Methyl-2-pentanone	µg/L	-	-	-	-	-	-	-	-	-	-	-	-	-
Acetone	µg/L	50	-	-	-	-	-	-	-	-	-	-	-	-
Benzene	µg/L	1	1200[a]	-	530[a]	31[a]	-	-	-	2 U	-	-	-	-
Benzene, butyl	µg/L	-	-	-	-	-	-	-	-	2 U	-	-	-	-
Benzene, isopropyl	µg/L	5	-	-	-	-	-	-	-	2 U	-	-	-	-
Benzene, tert-butyl	µg/L	5	-	-	-	-	-	-	-	-	-	-	-	-
Bromobenzene	µg/L	5	-	-	-	-	-	-	-	2 U	-	-	-	-
Bromodichloromethane	µg/L	50	-	-	-	-	-	-	-	2 U	-	-	-	-

ANALYTICAL RESULTS SUMMARY
HISTORICAL GROUNDWATER QUALITY DATA
VON ROLLS ISOLA USA, INC. FACILITY
SCHENECTADY, NEW YORK

Sample Location:		*NYSDEC*	*GT-1*	*GT-1*	*GT-1*	*GT-1*	*GT-1*	*GT-1*	*GT-1*	*GT-1*	*GT-2*	*GT-2*	*GT-2*	*GT-2*
Sample Name:		*Water Quality*	*GT-1*	*GT-1*	*GT-1*	*GT-1*	*GT-1*	*GT-1*	*GT-1*	*GT-1*	*GT-2*	*GT-2*	*GT-2*	*GT-2*
Sample Date:		*Standards and Guidance Values*	*4/20/1987*	*5/27/1987*	*8/4/1987*	*8/20/1987*	*10/23/1987*	*2/18/1988*	*9/8/1992*	*12/12/1994*	*4/20/1987*	*5/27/1987*	*8/3/1987*	*8/20/1987*
Parameter	*Unit*													
Bromoform	µg/L	50	-	-	-	-	-	-	-	2 U	-	-	-	-
Bromomethane	µg/L	5	-	-	-	-	-	-	-	5 U	-	-	-	-
Carbon disulfide	µg/L	-	-	-	-	-	-	-	-	-	-	-	-	-
Carbon tetrachloride	µg/L	5	-	-	-	-	-	-	-	2 U	-	-	-	-
Chlorobenzene	µg/L	5	-	-	-	-	-	-	-	2 U	-	-	-	-
Chlorobromomethane	µg/L	5	-	-	-	-	-	-	-	2 U	-	-	-	-
Chloroethane	µg/L	5	-	-	-	-	-	-	-	5 U	-	-	-	-
Chloroform (Trichloromethane)	µg/L	7	-	-	-	-	-	-	-	5 U	-	-	-	-
Chloromethane	µg/L	-	-	-	-	-	-	-	-	10 U	-	-	-	-
cis-1,2-Dichloroethene	µg/L	5	-	-	-	-	-	-	-	2 U	-	-	-	-
cis-1,3-Dichloropropene	µg/L	0.4 (a)	-	-	-	-	-	-	-	-	-	-	-	-
Cymene	µg/L	-	-	-	-	-	-	-	-	2 U	-	-	-	-
Dibromochloromethane	µg/L	50	-	-	-	-	-	-	-	2 U	-	-	-	-
Dibromomethane	µg/L	5	-	-	-	-	-	-	-	2 U	-	-	-	-
Dichlorodifluoromethane (CFC-12)	µg/L	5	-	-	-	-	-	-	-	10 U	-	-	-	-
Ethylbenzene	µg/L	5	160000[a]	-	-	27[a]	-	-	-	2 U	-	-	-	-
Hexachlorobutadiene	µg/L	0.5	-	-	-	-	-	-	-	2 U	-	-	-	-
m&p-Xylene	µg/L	5	-	-	-	-	-	-	-	-	-	-	-	-
Methyl Tert Butyl Ether	µg/L	-	-	-	-	-	-	-	-	5 U	-	-	-	-
Methylene chloride	µg/L	5	-	-	85[a]	81[a]	-	-	-	10 U	-	-	-	-
Naphthalene	µg/L	10	-	-	-	-	-	-	-	2 U	-	-	-	-
n-Propylbenzene	µg/L	5	-	-	-	-	-	-	-	2 U	-	-	-	-
o-Xylene	µg/L	5	-	-	-	-	-	-	-	-	-	-	-	-
Styrene	µg/L	5	-	-	-	-	-	-	-	2 U	-	-	-	
Tetrachlorobenzene	µg/L	-	-	-		-		-	-	-	-	-	-	-
Tetrachloroethene	µg/L	5	-	-	-	-	-	-	-	2 U	-	-	-	-
Toluene	µg/L	5	350[a]	-	1	-	-	-	-	2 U	3	-	-	-
Total VOCS	µg/L	-	-	-	-	-	ND	-	-	-	-	ND	-	-
Total VOCS/SVOCS	µg/L	-	-	-	-	-	-	-	-	-	-	-	ND	ND
trans-1,2-Dichloroethene	µg/L	5	-	-	-	-	-	-	-	2 U	-	-	-	-
trans-1,3-Dichloropropene	µg/L	0.4 (a)	-	-	-	-	-	-	-	-	-	-	-	-
Trichlorobenzene	µg/L	-	-	-	-	-	-	-	-	-	-	-	-	-
Trichloroethene	µg/L	5	-	-	-	-	-	-	-	2 U	-	-	-	-
Trichlorofluoromethane	µg/L	5	-	-	-	-	-	-	-	2 U	-	-	-	-
Vinyl acetate	µg/L	-	-	-	-	-	-	-	-	-	-	-	-	-
Vinyl chloride	µg/L	2	-	-	-	-	-	-	-	10 U	-	-	-	-
Xylene (total)	µg/L	5 (b)	1130[a]	-	340[a]	190[a]	-	-	-	2 U	4	-	-	-

ANALYTICAL RESULTS SUMMARY
HISTORICAL GROUNDWATER QUALITY DATA
VON ROLLS ISOLA USA, INC. FACILITY
SCHENECTADY, NEW YORK

Sample Location:		*NYSDEC*	*GT-1*	*GT-1*	*GT-1*	*GT-1*	*GT-1*	*GT-1*	*GT-1*	*GT-1*	*GT-2*	*GT-2*	*GT-2*	*GT-2*
Sample Name:		*Water Quality*	*GT-1*	*GT-1*	*GT-1*	*GT-1*	*GT-1*	*GT-1*	*GT-1*	*GT-1*	*GT-2*	*GT-2*	*GT-2*	*GT-2*
Sample Date:		*Standards and Guidance Values*	*4/20/1987*	*5/27/1987*	*8/4/1987*	*8/20/1987*	*10/23/1987*	*2/18/1988*	*9/8/1992*	*12/12/1994*	*4/20/1987*	*5/27/1987*	*8/3/1987*	*8/20/1987*
Parameter	*Unit*													
Semi-Volatiles														
1,2,4,5-Tetrachlorobenzene	µg/L	5	-	-	-	-	-	-	-	2 U	-	-	-	-
1,2,4-Trichlorobenzene	µg/L	5	-	-	-	-	-	-	-	2 U	-	-	-	-
1,2-Dichlorobenzene	µg/L	3	-	-	-	-	-	-	-	2 U	-	-	-	-
1,2-Diphenylhydrazine	µg/L	-	-	-	-	-	-	-	-	2 U	-	-	-	-
1,3-Dichlorobenzene	µg/L	3	-	-	-	-	-	-	-	2 U	-	-	-	-
1,4-Dichlorobenzene	µg/L	3	-	-	-	-	-	-	-	2 U	-	-	-	-
1-Chloronaphthalene	µg/L	-	-	-	-	-	-	-	-	2 U	-	-	-	-
1-Naphthylamine	µg/L	-	-	-	-	-	-	-	-	5 U	-	-	-	-
2,2'-oxybis(1-Chloropropane)	µg/L	-	-	-	-	-	-	-	-	10 U	-	-	-	-
2,3,4,6-Tetrachlorophenol	µg/L	-	-	-	-	-	-	-	-	20 U	-	-	-	-
2,4,5-Trichlorophenol	µg/L	1	-	-	-	-	-	-	-	10 U	-	-	-	-
2,4,6-Trichlorophenol	µg/L	1	-	-	-	-	-	-	-	10 U	-	-	-	-
2,4-Dichlorophenol	µg/L	5	-	-	-	-	-	-	-	5 U	-	-	-	-
2,4-Dimethylphenol	µg/L	1	-	-	-	-	-	-	-	5 U	-	-	-	-
2,4-Dinitrophenol	µg/L	1	-	-	-	-	-	-	-	-	-	-	-	-
2,4-Dinitrotoluene	µg/L	5	-	-	-	-	-	-	-	5 U	-	-	-	-
2,6-Dichlorophenol	µg/L	5	-	-	-	-	-	-	-	5 U	-	-	-	-
2,6-Dinitrotoluene	µg/L	5	-	-	-	-	-	-	-	5 U	-	-	-	-
2-Chloronaphthalene	µg/L	10	-	-	-	-	-	-	-	2 U	-	-	-	-
2-Chlorophenol	µg/L	1	-	-	-	-	-	-	-	5 U	-	-	-	-
2-Methyl naphthalene	µg/L	-	-	-	-	-	-	-	-	2 U	-	-	-	-
2-Methylphenol	µg/L	1	-	-	-	-	-	-	-	5 U	-	-	-	-
2-Naphthylamine	µg/L	-	-	-	-	-	-	-	-	5 U	-	-	-	-
2-Nitroaniline	µg/L	5	-	-	-	-	-	-	-	20 U	-	-	-	-
2-Nitrophenol	µg/L	1	-	-	-	-	-	-	-	10 U	-	-	-	-
2-Picoline	µg/L	-	-	-	-	-	-	-	-	10 U	-	-	-	-
3&4-Methylphenol	µg/L	-	-	-	-	-	-	-	-	5 U	-	-	-	-
3,3'-Dichlorobenzidine	µg/L	5	-	-	-	-	-	-	-	5 U	-	-	-	-
3-Methylcholanthrene	µg/L	-	-	-	-	-	-	-	-	5 U	-	-	-	-
3-Nitroaniline	µg/L	5	-	-	-	-	-	-	-	20 U	-	-	-	-
4,6-Dinitro-2-methylphenol	µg/L	1	-	-	-	-	-	-	-	50 U	-	-	-	-
4-Aminobiphenyl	µg/L	5	-	-	-	-	-	-	-	2 U	-	-	-	-
4-Bromophenyl phenyl ether	µg/L	-	-	-	-	-	-	-	-	2 U	-	-	-	-
4-Chloro-3-methylphenol	µg/L	1	-	-	-	-	-	-	-	10 U	-	-	-	-
4-Chloroaniline	µg/L	5	-	-	-	-	-	-	-	5 U	-	-	-	-
4-Chlorophenyl phenyl ether	µg/L	-	-	-	-	-	-	-	-	2 U	-	-	-	-
4-Dimethylaminoazobenzene	µg/L	-	-	-	-	-	-	-	-	5 U	-	-	-	-
4-Methyl-2,6-dinitrophenol	µg/L	-	-	-	-	-	-	-	-	-	-	-	-	-

ANALYTICAL RESULTS SUMMARY
HISTORICAL GROUNDWATER QUALITY DATA
VON ROLLS ISOLA USA, INC. FACILITY
SCHENECTADY, NEW YORK

Sample Location:		*NYSDEC*	*GT-1*	*GT-1*	*GT-1*	*GT-1*	*GT-1*	*GT-1*	*GT-1*	*GT-1*	*GT-2*	*GT-2*	*GT-2*	*GT-2*
Sample Name:		*Water Quality*	*GT-1*	*GT-1*	*GT-1*	*GT-1*	*GT-1*	*GT-1*	*GT-1*	*GT-1*	*GT-2*	*GT-2*	*GT-2*	*GT-2*
Sample Date:		*Standards and Guidance Values*	*4/20/1987*	*5/27/1987*	*8/4/1987*	*8/20/1987*	*10/23/1987*	*2/18/1988*	*9/8/1992*	*12/12/1994*	*4/20/1987*	*5/27/1987*	*8/3/1987*	*8/20/1987*
Parameter	*Unit*													
4-Methylphenol	µg/L	1	-	-	-	-	-	-	-	-	-	-	-	-
4-Nitroaniline	µg/L	5	-	-	-	-	-	-	-	20 U	-	-	-	-
4-Nitrophenol	µg/L	1	-	-	-	-	-	-	-	-	-	-	-	-
7,12-Dimethylbenz(a)anthracene	µg/L	-	-	-	-	-	-	-	-	10 U	-	-	-	-
Acenaphthene	µg/L	20	-	-	-	-	-	-	-	2 U	-	-	-	-
Acenaphthylene	µg/L	-	-	-	-	-	-	-	-	2 U	-	-	-	-
Acetophenone	µg/L	-	-	-	-	-	-	-	-	2 U	-	-	-	-
Aldrin	µg/L	ND	-	-	-	-	-	-	-	10 U	-	-	-	-
Anthracene	µg/L	50	-	-	-	-	-	-	-	2 U	-	-	-	-
Benzidine	µg/L	5	-	-	-	-	-	-	-	10 U	-	-	-	-
Benzo(a)anthracene	µg/L	0.002	-	-	-	-	-	-	-	2 U	-	-	-	-
Benzo(a)pyrene	µg/L	ND	-	-	-	-	-	-	-	2 U	-	-	-	-
Benzo(b)fluoranthene	µg/L	0.002	-	-	-	-	-	-	-	-	-	-	-	-
Benzo(b)fluoranthene/Benzo(k)fluoranthene	µg/L	0.002	-	-	-	-	-	-	-	2 U	-	-	-	-
Benzo(g,h,i)perylene	µg/L	-	-	-	-	-	-	-	-	2 U	-	-	-	-
Benzo(k)fluoranthene	µg/L	0.002	-	-	-	-	-	-	-	-	-	-	-	-
Benzoic acid	µg/L	-	-	-	-	-	-	-	-	-	-	-	-	-
Benzyl Alcohol	µg/L	-	-	-	-	-	-	-	-	10 U	-	-	-	-
beta&gamma-BHC (sum of isomers)	µg/L	-	-	-	-	-	-	-	-	10 U	-	-	-	-
bis(2-Chloroethoxy)methane	µg/L	5	-	-	-	-	-	-	-	2 U	-	-	-	-
bis(2-Chloroethyl)ether	µg/L	1	-	-	-		-	-	-	2 U	-	-	-	-
bis(2-Ethylhexyl)phthalate	µg/L	5	-	-	-	-	-	-	-	10 U	-	-	-	-
Butyl benzylphthalate	µg/L	50	-	-	-	-	-	-	-	10 U	-	-	-	-
Carbazole	µg/L	-	-	-	-	-	-	-	-	-	-	-	-	-
Chlordane	µg/L	0.005	-	-	-	-	-	-	-	30 U	-	-	-	
Chrysene	µg/L	0.002		-	-	-	-	-	-	2 U	-	-	-	-
Dibenz(a,h)anthracene	µg/L	-	-	-	-	-	-	-	-	2 U	-	-	-	-
Dibenz[a,j]acridine	µg/L	-	-	-	-	-	-	-	-	2 U	-	-	-	-
Dibenzofuran	µg/L	-	-	-	-	-	-	-	-	2 U	-	-	-	-
Diethyl phthalate	µg/L	50	-	-	-	-	-	-	-	10 U	-	-	-	-
Dimethyl phthalate	µg/L	50	-	-	-	-	-	-	-	10 U	-	-	-	-
Di-n-butylphthalate	µg/L	50	-	-	-	-	-	-	3 U	10 U	-	-	-	-
Di-n-octyl phthalate	µg/L	50	-	-	-	-	-	-	-	10 U	-	-	-	-
Ethyl methanesulfonate	µg/L	-	-	-	-	-	-	-	-	5 U	-	-	-	-
Fluoranthene	µg/L	50	-	-	-	-	-	-	-	2 U	-	-	-	-
Fluorene	µg/L	50	-	-	-	-	-	-	-	2 U	-	-	-	-
Hexachlorobenzene	µg/L	0.04	-	-	-	-	-	-	-	5 U	-	-	-	-
Hexachlorobutadiene	µg/L	0.5	-	-	-	-	-	-	-	5 U	-	-	-	-
Hexachlorocyclopentadiene	µg/L	5	-	-	-	-	-	-	-	20 U	-	-	-	-

ANALYTICAL RESULTS SUMMARY
HISTORICAL GROUNDWATER QUALITY DATA
VON ROLLS ISOLA USA, INC. FACILITY
SCHENECTADY, NEW YORK

Sample Location:		*NYSDEC*	*GT-1*	*GT-1*	*GT-1*	*GT-1*	*GT-1*	*GT-1*	*GT-1*	*GT-1*	*GT-2*	*GT-2*	*GT-2*	*GT-2*
Sample Name:		*Water Quality*	*GT-1*	*GT-1*	*GT-1*	*GT-1*	*GT-1*	*GT-1*	*GT-1*	*GT-1*	*GT-2*	*GT-2*	*GT-2*	*GT-2*
Sample Date:		*Standards and Guidance Values*	*4/20/1987*	*5/27/1987*	*8/4/1987*	*8/20/1987*	*10/23/1987*	*2/18/1988*	*9/8/1992*	*12/12/1994*	*4/20/1987*	*5/27/1987*	*8/3/1987*	*8/20/1987*
Parameter	*Unit*													
Hexachloroethane	µg/L	5	-	-	-	-	-	-	-	5 U	-	-	-	-
Indeno(1,2,3-cd)pyrene	µg/L	0.002	-	-	-	-	-	-	-	2 U	-	-	-	-
Isophorone	µg/L	50	-	-	-	-	-	-	2 J	2 U	-	-	-	-
Methyl methanesulfonate	µg/L	-	-	-	-	-	-	-	-	10 U	-	-	-	-
Naphthalene	µg/L	10	-	-	-	-	-	-	-	2 U	-	-	-	-
Nitrobenzene	µg/L	0.4	-	-	-	-	-	-	-	5 U	-	-	-	-
Nitrosodiphenylamine/Diphenylamine	µg/L	50	-	-	-	-	-	-	-	5 U	-	-	-	-
N-Nitrosodimethylamine	µg/L	50	-	-	-	-	-	-	-	10 U	-	-	-	-
N-Nitrosodi-N-butylamine	µg/L	-	-	-	-	-	-	-	-	5 U	-	-	-	-
N-Nitrosodi-n-propylamine	µg/L	-	-	-	-	-	-	-	-	10 U	-	-	-	-
N-Nitrosodiphenylamine	µg/L	50	-	-	-	-	-	-	-	-	-	-	-	-
N-Nitrosopiperidine	µg/L	-	-	-	-	-	-	-	-	10 U	-	-	-	-
Pentachlorophenol	µg/L	1	-	-	-	-	-	-	-	50 U	-	-	-	-
Phenacetin	µg/L	-	-	-	-	-	-	-	-	5 U	-	-	-	-
Phenanthrene	µg/L	50	-	-	-	-	-	-	-	2 U	-	-	-	-
Phenol	µg/L	1	-	12[a]	2[a]	-	-	27[a]	-	5 U	-	-	-	-
Phthalic acid	µg/L	-	-	-	-	-	-	-	-	-	-	-	-	-
Pronamide	µg/L	-	-	-	-	-	-	-	-	5 U	-	-	-	-
Pyrene	µg/L	50	-	-	-	-	-	-	-	2 U	-	-	-	-
Pyridine	µg/L	50	-	-	-	-	-	-	-	10 U	-	-	-	-
Toxaphene	µg/L	0.06	-	-	-	-	-	-	-	20 U	-	-	-	-
Metals														
Aluminum	µg/L	-	-	-	-	-	-	-	3480	-	-	-	-	-
Aluminum (Dissolved)	µg/L	-	-	-	-	-	-	-	-	-	-	-	-	-
Antimony	µg/L	3	-	-	-	-	-	-	-	-	-	-	-	-
Antimony (Dissolved)	µg/L	-	-	-	-	-	-	-	-	-	-	-	-	-
Arsenic	µg/L	25	-	-	-	-	-	-	2.5 J	-	-	-	-	-
Arsenic (Dissolved)	µg/L	-	-	-	-	-	-	-	-	-	-	-	-	-
Barium	µg/L	1000	-	-	-	-	-	-	109 B	-	-	-	-	-
Barium (Dissolved)	µg/L	-	-	-	-	-	-	-	69.9 B	-	-	-	-	-
Beryllium	µg/L	3	-	-	-	-	-	-	-	-	-	-	-	-
Beryllium (Dissolved)	µg/L	-	-	-	-	-	-	-	-	-	-	-	-	-
Cadmium	µg/L	5	-	-	-	-	-	-	-	-	-	-	-	-
Cadmium (Dissolved)	µg/L	-	-	-	-	-	-	-	-	-	-	-	-	-
Calcium	µg/L	-	-	-	-	-	-	-	173000	-	-	-	-	-
Calcium (Dissolved)	µg/L	-	-	-	-	-	-	-	136000	-	-	-	-	-

ANALYTICAL RESULTS SUMMARY
HISTORICAL GROUNDWATER QUALITY DATA
VON ROLLS ISOLA USA, INC. FACILITY
SCHENECTADY, NEW YORK

Sample Location:		*NYSDEC*	*GT-1*	*GT-1*	*GT-1*	*GT-1*	*GT-1*	*GT-1*	*GT-1*	*GT-1*	*GT-2*	*GT-2*	*GT-2*	*GT-2*
Sample Name:		*Water Quality*	*GT-1*	*GT-1*	*GT-1*	*GT-1*	*GT-1*	*GT-1*	*GT-1*	*GT-1*	*GT-2*	*GT-2*	*GT-2*	*GT-2*
Sample Date:		*Standards and*	*4/20/1987*	*5/27/1987*	*8/4/1987*	*8/20/1987*	*10/23/1987*	*2/18/1988*	*9/8/1992*	*12/12/1994*	*4/20/1987*	*5/27/1987*	*8/3/1987*	*8/20/1987*
		Guidance Values												
Parameter	*Unit*													
Chromium	µg/L	50	-	-	-	-	-	-	8.8 B	-	-	-	-	-
Chromium (Dissolved)	µg/L	-	-	-	-	-	-	-	5.2 B	-	-	-	-	-
Cobalt	µg/L	-	-	-	-	-	-	-	-	-	-	-	-	-
Cobalt (Dissolved)	µg/L	-	-	-	-	-	-	-	-	-	-	-	-	-
Copper	µg/L	200	-	-	-	-		-	14 B	-	-	-	-	-
Copper (Dissolved)	µg/L	-	-	-	-	-	-	-	-	-	-	-	-	-
Iron	µg/L	300	-	-	-	-	-	-	**8970 J[a]**	-	-	-	-	-
Iron (Dissolved)	µg/L	-	-	-	-	-	-	-	-	-	-	-	-	-
Lead	µg/L	25	-	-	-	-	-	-	7.9	-	-	-	-	-
Lead (Dissolved)	µg/L	-	-	-	-	-	-	-	-	-	-	-	-	-
Magnesium	µg/L	35000	-	-	-	-	-	-	17800	-	-	-	-	-
Magnesium (Dissolved)	µg/L	-	-	-	-	-	-	-	13500	-	-	-	-	-
Manganese	µg/L	300	-	-	-	-	-	-	**405[a]**	-	-	-	-	-
Manganese (Dissolved)	µg/L	-	-	-	-	-	-	-	3.7 B	-	-	-	-	-
Mercury	µg/L	0.7	-	-	-	-	-	-	-	-	-	-	-	-
Mercury (Dissolved)	µg/L	-	-	-	-	-	-	-	-	-	-	-	-	-
Nickel	µg/L	100	-	-	-	-	-	-	-	-	-	-	-	-
Nickel (Dissolved)	µg/L	-	-	-	-	-	-	-	-	-	-	-	-	-
Potassium	µg/L	-	-	-	-	-	-	-	1460 B	-	-	-	-	-
Potassium (Dissolved)	µg/L	-	-	-	-		-	-	801 B	-	-	-	-	-
Selenium	µg/L	10	-	-	-	-	-	-	-	-	-	-	-	-
Selenium (Dissolved)	µg/L	-	-	-	-	-	-	-	-	-	-	-	-	-
Silver	µg/L	50	-	-	-	-	-	-	-	-	-	-	-	-
Silver (Dissolved)	µg/L	-	-	-	-	-	-	-	-		-	-	-	-
Sodium	µg/L	20000	-		-	-	-	-	**120000[a]**	-	-	-	-	-
Sodium (Dissolved)	µg/L	-	-	-	-	-	-	-	125000	-	-	-	-	-
Thallium	µg/L	0.5	-	-	-	-	-	-	-	-	-	-	-	-
Thallium (Dissolved)	µg/L	-	-	-	-	-	-	-	-	-	-	-	-	-
Vanadium	µg/L	-	-	-	-	-	-	-	7.3 B	-	-	-	-	-
Vanadium (Dissolved)	µg/L	-	-	-	-	-	-	-	-	-	-	-	-	-
Zinc	µg/L	2000	-	-	-	-	-	-	46.8 J	-	-	-	-	-
Zinc (Dissolved)	µg/L	-	-	-	-	-	-	-	18.8 J	-	-	-	-	-
PCBs														
Aroclor-1016 (PCB-1016)	µg/L	0.09 (d)	-	-	-	-	-	-	-	30 U	-	-	-	-
Aroclor-1221 (PCB-1221)	µg/L	0.09 (d)	-	-	-	-	-	-	-	30 U	-	-	-	-
Aroclor-1232 (PCB-1232)	µg/L	0.09 (d)	-	-	-	-	-	-	-	30 U	-	-	-	-
Aroclor-1242 (PCB-1242)	µg/L	0.09 (d)	-	-	-	-	-	-	-	30 U	-	-	-	-

ANALYTICAL RESULTS SUMMARY
HISTORICAL GROUNDWATER QUALITY DATA
VON ROLLS ISOLA USA, INC. FACILITY
SCHENECTADY, NEW YORK

Sample Location:		*NYSDEC*	*GT-1*	*GT-1*	*GT-1*	*GT-1*	*GT-1*	*GT-1*	*GT-1*	*GT-1*	*GT-2*	*GT-2*	*GT-2*	*GT-2*
Sample Name:		*Water Quality*	*GT-1*	*GT-1*	*GT-1*	*GT-1*	*GT-1*	*GT-1*	*GT-1*	*GT-1*	*GT-2*	*GT-2*	*GT-2*	*GT-2*
Sample Date:		*Standards and*	*4/20/1987*	*5/27/1987*	*8/4/1987*	*8/20/1987*	*10/23/1987*	*2/18/1988*	*9/8/1992*	*12/12/1994*	*4/20/1987*	*5/27/1987*	*8/3/1987*	*8/20/1987*
		Guidance Values												
Parameter	*Unit*													
Aroclor-1248 (PCB-1248)	µg/L	0.09 (d)	-	-	-	-	-	-	-	30 U	-	-	-	-
Aroclor-1254 (PCB-1254)	µg/L	0.09 (d)	-	-	-	-	-	-	-	30 U	-	-	-	-
Aroclor-1260 (PCB-1260)	µg/L	0.09 (d)	-	-	-	-	-	-	-	30 U	-	-	-	-
Total PCBs	µg/L	-	-	-	-	-	-	-	-	-	-	-	-	-
Pesticides														
4,4'-DDD	µg/L	0.3	-	-	-	-	-	-	-	20 U	-	-	-	-
4,4'-DDE	µg/L	0.2	-	-	-	-	-	-	-	20 U	-	-	-	-
4,4'-DDT	µg/L	0.2	-	-	-	-	-	-	-	20 U	-	-	-	-
Aldrin	µg/L	ND	-	-	-	-	-	-	-	-	-	-	-	-
alpha-BHC	µg/L	0.01	-	-	-	-	-	-	-	10 U	-	-	-	-
alpha-Chlordane	µg/L	-	-	-	-	-	-	-	-	-	-	-	-	-
beta-BHC	µg/L	0.04	-	-	-	-	-	-	-	-	-	-	-	-
delta-BHC	µg/L	0.04	-	-	-	-	-	-	-	10 U	-	-	-	-
Dieldrin	µg/L	0.004	-	-	-	-	-	-	-	10 U	-	-	-	-
Endosulfan I	µg/L	-	-	-	-	-	-	-	-	20 U	-	-	-	-
Endosulfan II	µg/L	-	-	-	-	-	-	-	-	20 U	-	-	-	-
Endosulfan sulfate	µg/L	-	-	-	-	-	-	-	-	20 U	-	-	-	-
Endrin	µg/L	ND	-	-	-	-	-	-	-	20 U	-	-	-	-
Endrin aldehyde	µg/L	5	-	-	-	-	-	-	-	20 U	-	-	-	-
Endrin ketone	µg/L	5	-	-	-	-	-	-	-	-	-	-	-	-
gamma-BHC (Lindane)	µg/L	0.05	-	-	-	-	-	-	-	-	-	-	-	-
gamma-Chlordane	µg/L	-	-	-	-	-	-	-	-	-	-	-	-	-
Heptachlor	µg/L	0.03	-	-	-	-	-	-	-	10 U	-	-	-	-
Heptachlor epoxide	µg/L	0.04	-	-	-	-	-	-	-	20 U	-	-	-	-
Methoxychlor	µg/L	35	-	-	-	-	-	-	-	5 U	-	-	-	-
Toxaphene	µg/L	0.06	-	-	-	-	-	-	-	-	-	-	-	-
General Chemistry														
Conductivity	µmhos/cm	-	-	-	-	-	-	-	-	-	-	-	-	-
Cyanide (total)	µg/L	200	-	-	-	-	-	-	-	-	-	-	-	-
pH (water)	s.u.	-	-	-	-	-	-	-	-	-	-	-	-	-
ORP, Field	millivolts	-	-	-	-	-	-	-	-	-	-	-	-	-
Sulfide	mg/L	50	-	-	-	-	-	-	-	-	-	-	-	-

ANALYTICAL RESULTS SUMMARY
HISTORICAL GROUNDWATER QUALITY DATA
VON ROLLS ISOLA USA, INC. FACILITY
SCHENECTADY, NEW YORK

Sample Location:		*NYSDEC*	*GT-2*	*GT-2*	*GT-2*	*GT-2*	*GT-3*	*GT-3*	*GT-3*	*GT-3*	*GT-3*	*GT-4*	*GT-4*	*GT-4*	*GT-5*
Sample Name:		*Water Quality*	*GT-2*	*GT-2*	*GT-2*	*GT-2-NY*	*GT-3*	*GT-3*	*GT-3*	*GT-3-NY*	*GT-3*	*GT-4*	*GT-4*	*GT-4*	*GT-5*
Sample Date:		*Standards and Guidance Values*	*10/23/1987*	*2/18/1988*	*9/9/1988*	*9/9/1988*	*8/4/1987*	*8/20/1987*	*9/9/1988*	*9/9/1988*	*9/8/1992*	*8/4/1987*	*8/20/1987*	*9/8/1992*	*8/4/1987*
Parameter	*Unit*														
Volatiles															
1,1,1,2-Tetrachloroethane	µg/L	5	-	-	-	-	-	-	-	-	-	-	-	-	-
1,1,1-Trichloroethane	µg/L	5	-	-	-	-	-	-	-	-	-	-	-	-	-
1,1,2,2-Tetrachloroethane	µg/L	5	-	-	-	-	-	-	-	-	-	-	-	-	-
1,1,2-Trichloroethane	µg/L	1	-	-	-	-	-	-	-	-	-	-	-	-	-
1,1-Dichloroethane	µg/L	5	-	-	-	-	-	-	-	-	-	-	-	-	-
1,1-Dichloroethene	µg/L	5	-	-	-	-	-	-	-	-	-	-	-	-	-
1,1-Dichloropropene	µg/L	5	-	-	-	-	-	-	-	-	-	-	-	-	-
1,2,3-Trichlorobenzene	µg/L	5	-	-	-	-	-	-	-	-		-	-	-	-
1,2,3-Trichloropropane	µg/L	0.04	-	-	-	-	-	-	-	-	-	-	-	-	-
1,2,4-Trichlorobenzene	µg/L	5	-	-	-	-	-	-	-	-	-	-	-	-	-
1,2,4-Trimethylbenzene	µg/L	5	-	-	-	-	-	-	-	-	-	-	-	-	-
1,2-Dibromo-3-chloropropane (DBCP)	µg/L	0.04	-	-	-	-	-	-	-	-	-	-	-	-	-
1,2-Dibromoethane (Ethylene Dibromide)	µg/L	0.0006	-	-	-	-	-	-	-	-	-	-	-	-	-
1,2-Dichlorobenzene	µg/L	3	-	-	-	-	-	-	-	-	-	-	-	-	-
1,2-Dichloroethane	µg/L	0.6	-	-	-	-	-	-	-	-	-	-	-	-	-
1,2-Dichloroethene (total)	µg/L	5	-	-	-	-	-	-	-	-	-	-	-	-	-
1,2-Dichloropropane	µg/L	1	-	-	-	-	-	-	-	-	-	-	-	-	-
1,3,5-Trimethylbenzene	µg/L	5	-	-	-	-	-	-	-	-	-	-	-	-	-
1,3-Dichlorobenzene	µg/L	3	-	-	-	-	-	-	-	-	-	-	-	-	-
1,3-Dichloropropane	µg/L	5	-	-	-	-	-	-	-	-	-	-	-	-	-
1,4-Dichlorobenzene	µg/L	3	-	-	-	-	-	-	-	-	-	-	-	-	-
2,2-Dichloropropane	µg/L	5	-	-	-	-	-	-	-	-	-	-	-	-	-
2,4-Chlorotoluene	µg/L	5	-	-	-	-	-	-	-	-	-	-	-	-	-
2-Butanone	µg/L	50	-	-	-	-	-	-	-	-	-	-	-	-	-
2-Chloroethyl vinyl ether	µg/L	-	-	-	-	-	-	-	-	-	-	-	-	-	-
2-Chlorotoluene	µg/L	5	-	-	-	-	-	-	-	-	-	-	-	-	-
2-Hexanone	µg/L	50	-	-	-	-	-	-	-	-	-	-	-	-	-
2-Phenylbutane (sec-Butylbenzene)	µg/L	5	-	-	-	-	-	-	-	-	-	-	-	-	-
4-Chlorotoluene	µg/L	5	-	-	-	-	-	-	-	-	-	-	-	-	-
4-Methyl-2-pentanone	µg/L	-	-	-	-	-	-	-	-	-	-	-	-	-	-
Acetone	µg/L	50	-	-	-	-	-	-	-	-	-	-	-	-	-
Benzene	µg/L	1	-	-	-	-	-	-	-	-	-	-	-	-	-
Benzene, butyl	µg/L	-	-	-	-	-	-	-	-	-	-	-	-	-	-
Benzene, isopropyl	µg/L	5	-	-	-	-	-	-	-	-	-	-	-	-	-
Benzene, tert-butyl	µg/L	5	-	-	-	-	-	-	-	-	-	-	-	-	-
Bromobenzene	µg/L	5	-	-	-	-	-	-	-	-	-	-	-	-	-
Bromodichloromethane	µg/L	50	-	-	-	-	-	-	-	-	-	-	-	-	-

ANALYTICAL RESULTS SUMMARY
HISTORICAL GROUNDWATER QUALITY DATA
VON ROLLS ISOLA USA, INC. FACILITY
SCHENECTADY, NEW YORK

Sample Location:		*NYSDEC*	*GT-2*	*GT-2*	*GT-2*	*GT-2*	*GT-3*	*GT-3*	*GT-3*	*GT-3*	*GT-3*	*GT-4*	*GT-4*	*GT-4*	*GT-5*
Sample Name:		*Water Quality*	*GT-2*	*GT-2*	*GT-2*	*GT-2-NY*	*GT-3*	*GT-3*	*GT-3*	*GT-3-NY*	*GT-3*	*GT-4*	*GT-4*	*GT-4*	*GT-5*
Sample Date:		*Standards and Guidance Values*	*10/23/1987*	*2/18/1988*	*9/9/1988*	*9/9/1988*	*8/4/1987*	*8/20/1987*	*9/9/1988*	*9/9/1988*	*9/8/1992*	*8/4/1987*	*8/20/1987*	*9/8/1992*	*8/4/1987*
Parameter	*Unit*														
Bromoform	µg/L	50	-	-	-	-	-	-	-	-	-	-	-	-	-
Bromomethane	µg/L	5	-	-	-	-	-	-	-	-	-	-	-	-	-
Carbon disulfide	µg/L	-	-	-	-	-	-	-	-	-	-	-	-	-	-
Carbon tetrachloride	µg/L	5	-	-	-	-	-	-	-	-	-	-	-	-	-
Chlorobenzene	µg/L	5	-	-	-	-	-	-	-	-	-	-	-	-	-
Chlorobromomethane	µg/L	5	-	-	-	-	-	-	-	-	-	-	-	-	-
Chloroethane	µg/L	5	-	-	-	-	-	-	-	-	-	-	-	-	-
Chloroform (Trichloromethane)	µg/L	7	-	-	-	-	-	-	-	-	-	-	-	-	1
Chloromethane	µg/L	-	-	-	-	-	-	-	-	-	-	-	-	-	-
cis-1,2-Dichloroethene	µg/L	5	-	-	-	-	-	-	-	-	-	-	-	-	-
cis-1,3-Dichloropropene	µg/L	0.4 (a)	-	-	-	-	-	-	-	-	-	-	-	-	-
Cymene	µg/L	-	-	-	-	-	-	-	-	-	-	-	-	-	-
Dibromochloromethane	µg/L	50	-	-	-	-	-	-	-	-	-	-	-	-	-
Dibromomethane	µg/L	5	-	-	-	-	-	-	-	-	-	-	-	-	-
Dichlorodifluoromethane (CFC-12)	µg/L	5	-	-	-	-	-	-	-	-	-	-	-	-	-
Ethylbenzene	µg/L	5	-	-	-	-	-	-	-	-	-	-	-	-	-
Hexachlorobutadiene	µg/L	0.5	-	-	-	-	-	-	-	-	-	-	-	-	-
m&p-Xylene	µg/L	5	-	-	-	-	-	-	-	-	-	-	-	-	-
Methyl Tert Butyl Ether	µg/L	-	-	-	-	-	-	-	-	-	-	-	-	-	-
Methylene chloride	µg/L	5	-	-	-	-	-	-	-	-	-	-	-	-	-
Naphthalene	µg/L	10	-	-	-	-	-	-	-	-	-	-	-	-	-
n-Propylbenzene	µg/L	5	-	-	-	-	-	-	-	-	-	-	-	-	-
o-Xylene	µg/L	5	-	-	-	-	-	-	-	-	-	-	-	-	-
Styrene	µg/L	5	-	-	-	-	-	-	-	-	-	-	-	-	-
Tetrachlorobenzene	µg/L	-	-	2	-	-	-	-	-	-	-	-	-	-	-
Tetrachloroethene	µg/L	5	-	-	-	-	-	-	-	-	-	-	-	-	-
Toluene	µg/L	5	-	-	-	-	-	-	-	-	-	-	-	-	-
Total VOCS	µg/L	-	-	-	ND	-	-	-	ND	-	-	-	-	-	-
Total VOCS/SVOCS	µg/L	-	ND	-	-	-	ND	ND	-	-	-	ND	ND	-	-
trans-1,2-Dichloroethene	µg/L	5	-	-	-	-	-	-	-	-	-	-	-	-	-
trans-1,3-Dichloropropene	µg/L	0.4 (a)	-	-	-	-	-	-	-	-	-	-	-	-	-
Trichlorobenzene	µg/L	-	-	-	-	-	-	-	-	-	-	-	-	-	5
Trichloroethene	µg/L	5	-	-	-	-	-	-	-	-	-	-	-	-	-
Trichlorofluoromethane	µg/L	5	-	-	-	-	-	-	-	-	-	-	-	-	-
Vinyl acetate	µg/L	-	-	-	-	-	-	-	-	-	-	-	-	-	-
Vinyl chloride	µg/L	2	-	-	-	-	-	-	-	-	-	-	-	-	-
Xylene (total)	µg/L	5 (b)	-	-	-	-	-	-	-	-	-	-	-	-	-

ANALYTICAL RESULTS SUMMARY
HISTORICAL GROUNDWATER QUALITY DATA
VON ROLLS ISOLA USA, INC. FACILITY
SCHENECTADY, NEW YORK

Sample Location:		*NYSDEC*	*GT-2*	*GT-2*	*GT-2*	*GT-2*	*GT-3*	*GT-3*	*GT-3*	*GT-3*	*GT-3*	*GT-4*	*GT-4*	*GT-4*	*GT-5*
Sample Name:		*Water Quality*	*GT-2*	*GT-2*	*GT-2*	*GT-2-NY*	*GT-3*	*GT-3*	*GT-3*	*GT-3-NY*	*GT-3*	*GT-4*	*GT-4*	*GT-4*	*GT-5*
Sample Date:		*Standards and Guidance Values*	*10/23/1987*	*2/18/1988*	*9/9/1988*	*9/9/1988*	*8/4/1987*	*8/20/1987*	*9/9/1988*	*9/9/1988*	*9/8/1992*	*8/4/1987*	*8/20/1987*	*9/8/1992*	*8/4/1987*
Parameter	*Unit*														
Semi-Volatiles															
1,2,4,5-Tetrachlorobenzene	µg/L	5	-	-	-	-	-	-	-	-	-	-	-	-	-
1,2,4-Trichlorobenzene	µg/L	5	-	-	-	-	-	-	-	-	-	-	-	-	-
1,2-Dichlorobenzene	µg/L	3	-	-	-	-	-	-	-	-	-	-	-	-	-
1,2-Diphenylhydrazine	µg/L	-	-	-	-	-	-	-	-	-	-	-	-	-	-
1,3-Dichlorobenzene	µg/L	3	-	-	-	-	-	-	-	-	-	-	-	-	-
1,4-Dichlorobenzene	µg/L	3	-	-	-	-	-	-	-	-	-	-	-	-	-
1-Chloronaphthalene	µg/L	-	-	-	-	-	-	-	-	-	-	-	-	-	-
1-Naphthylamine	µg/L	-	-	-	-	-	-	-	-	-	-	-	-	-	-
2,2'-oxybis(1-Chloropropane)	µg/L	-	-	-	-	-	-	-	-	-	-	-	-	-	-
2,3,4,6-Tetrachlorophenol	µg/L	-	-	-	-	-	-	-	-	-	-	-	-	-	-
2,4,5-Trichlorophenol	µg/L	1	-	-	-	-	-	-	-	-	-	-	-	-	-
2,4,6-Trichlorophenol	µg/L	1	-	-	-	-	-	-	-	-	-	-	-	-	-
2,4-Dichlorophenol	µg/L	5	-	-	-	-	-	-	-	-	-	-	-	-	-
2,4-Dimethylphenol	µg/L	1	-	-	-	-	-	-	-	-	-	-	-	-	-
2,4-Dinitrophenol	µg/L	1	-	-	-	-	-	-	-	-	-	-	-	-	-
2,4-Dinitrotoluene	µg/L	5	-	-	-	-	-	-	-	-	-	-	-	-	-
2,6-Dichlorophenol	µg/L	5	-	-	-	-	-	-	-	-	-	-	-	-	-
2,6-Dinitrotoluene	µg/L	5	-	-	-	-	-	-	-	-	-	-	-	-	-
2-Chloronaphthalene	µg/L	10	-	-	-	-	-	-	-	-	-	-	-	-	-
2-Chlorophenol	µg/L	1	-	-	-	-	-	-	-	-	-	-	-	-	-
2-Methyl naphthalene	µg/L	-	-	-	-	-	-	-	-	-	-	-	-	-	-
2-Methylphenol	µg/L	1	-	-	-	-	-	-	-	-	-	-	-	-	-
2-Naphthylamine	µg/L	-	-	-	-	-	-	-	-	-	-	-	-	-	-
2-Nitroaniline	µg/L	5	-	-	-	-	-	-	-	-	-	-	-	-	-
2-Nitrophenol	µg/L	1	-	-	-	-	-	-	-	-	-	-	-	-	-
2-Picoline	µg/L	-	-	-	-	-	-	-	-	-	-	-	-	-	-
3&4-Methylphenol	µg/L	-	-	-	-	-	-	-	-	-	-	-	-	-	-
3,3'-Dichlorobenzidine	µg/L	5	-	-	-	-	-	-	-	-	-	-	-	-	-
3-Methylcholanthrene	µg/L	-	-	-	-	-	-	-	-	-	-	-	-	-	-
3-Nitroaniline	µg/L	5	-	-	-	-	-	-	-	-	-	-	-	-	-
4,6-Dinitro-2-methylphenol	µg/L	1	-	-	-	-	-	-	-	-	-	-	-	-	-
4-Aminobiphenyl	µg/L	5	-	-	-	-	-	-	-	-	-	-	-	-	-
4-Bromophenyl phenyl ether	µg/L	-	-	-	-	-	-	-	-	-	-	-	-	-	-
4-Chloro-3-methylphenol	µg/L	1	-	-	-	-	-	-	-	-	-	-	-	-	-
4-Chloroaniline	µg/L	5	-	-	-	-	-	-	-	-	-	-	-	-	-
4-Chlorophenyl phenyl ether	µg/L	-	-	-	-	-	-	-	-	-	-	-	-	-	-
4-Dimethylaminoazobenzene	µg/L	-	-	-	-	-	-	-	-	-	-	-	-	-	-
4-Methyl-2,6-dinitrophenol	µg/L	-	-	-	-	-	-	-	-	-	-	-	-	-	-

ANALYTICAL RESULTS SUMMARY
HISTORICAL GROUNDWATER QUALITY DATA
VON ROLLS ISOLA USA, INC. FACILITY
SCHENECTADY, NEW YORK

Sample Location:		*NYSDEC*	*GT-2*	*GT-2*	*GT-2*	*GT-2*	*GT-3*	*GT-3*	*GT-3*	*GT-3*	*GT-3*	*GT-4*	*GT-4*	*GT-4*	*GT-5*
Sample Name:		*Water Quality*	*GT-2*	*GT-2*	*GT-2*	*GT-2-NY*	*GT-3*	*GT-3*	*GT-3*	*GT-3-NY*	*GT-3*	*GT-4*	*GT-4*	*GT-4*	*GT-5*
Sample Date:		*Standards and Guidance Values*	*10/23/1987*	*2/18/1988*	*9/9/1988*	*9/9/1988*	*8/4/1987*	*8/20/1987*	*9/9/1988*	*9/9/1988*	*9/8/1992*	*8/4/1987*	*8/20/1987*	*9/8/1992*	*8/4/1987*
Parameter	*Unit*														
4-Methylphenol	µg/L	1	-	-	-	-	-	-	-	-	-	-	-	-	-
4-Nitroaniline	µg/L	5	-	-	-	-	-	-	-	-	-	-	-	-	-
4-Nitrophenol	µg/L	1	-	-	-	-	-	-	-	-	-	-	-	-	-
7,12-Dimethylbenz(a)anthracene	µg/L	-	-	-	-	-	-	-	-	-	-	-	-	-	-
Acenaphthene	µg/L	20	-	-	-	-	-	-	-	-	-	-	-	-	-
Acenaphthylene	µg/L	-	-	-	-	-	-	-	-	-	-	-	-	-	-
Acetophenone	µg/L	-	-	-	-	-	-	-	-	-	-	-	-	-	-
Aldrin	µg/L	ND	-	-	-	-	-	-	-	-	-	-	-	-	-
Anthracene	µg/L	50	-	-	-	-	-	-	-	-	-	-	-	-	-
Benzidine	µg/L	5	-	-	-	-	-	-	-	-	-	-	-	-	-
Benzo(a)anthracene	µg/L	0.002	-	-	-	-	-	-	-	-	-	-	-	-	-
Benzo(a)pyrene	µg/L	ND	-	-	-	-	-	-	-	-	-	-	-	-	-
Benzo(b)fluoranthene	µg/L	0.002	-	-	-	-	-	-	-	-	-	-	-	-	-
Benzo(b)fluoranthene/Benzo(k)fluoranthene	µg/L	0.002	-	-	-	-	-	-	-	-	-	-	-	-	-
Benzo(g,h,i)perylene	µg/L	-	-	-	-	-	-	-	-	-	-	-	-	-	-
Benzo(k)fluoranthene	µg/L	0.002	-	-	-	-	-	-	-	-	-	-	-	-	-
Benzoic acid	µg/L	-	-	-	-	-	-	-	-	-	-	-	-	-	-
Benzyl Alcohol	µg/L	-	-	-	-	-	-	-	-	-	-	-	-	-	-
beta&gamma-BHC (sum of isomers)	µg/L	-	-	-	-	-	-	-	-	-	-	-	-	-	-
bis(2-Chloroethoxy)methane	µg/L	5	-	-	-	-	-	-	-	-	-	-	-	-	-
bis(2-Chloroethyl)ether	µg/L	1	-	-	-	-	-	-	-	-	-	-	-	-	-
bis(2-Ethylhexyl)phthalate	µg/L	5	-	-	-	-	-	-	-	-	-	-	-	-	-
Butyl benzylphthalate	µg/L	50	-	-	-	-	-	-	-	-	-	-	-	-	-
Carbazole	µg/L	-	-	-	-	-	-	-	-	-	-	-	-	-	-
Chlordane	µg/L	0.005	-	-	-	-	-	-	-	-	-	-	-	-	-
Chrysene	µg/L	0.002	-	-	-	-	-	-	-	-	-	-	-	-	-
Dibenz(a,h)anthracene	µg/L	-	-	-	-	-	-	-	-	-	-	-	-	-	-
Dibenz[a,j]acridine	µg/L	-	-	-	-	-	-	-	-	-	-	-	-	-	-
Dibenzofuran	µg/L	-	-	-	-	-	-	-	-	-	-	-	-	-	-
Diethyl phthalate	µg/L	50	-	-	-	-	-	-	-	-	-	-	-	-	-
Dimethyl phthalate	µg/L	50	-	-	-	-	-	-	-	-	-	-	-	-	-
Di-n-butylphthalate	µg/L	50	-	-	-	-	-	-	-	-	-	-	-	-	-
Di-n-octyl phthalate	µg/L	50	-	-	-	-	-	-	-	-	-	-	-	-	-
Ethyl methanesulfonate	µg/L	-	-	-	-	-	-	-	-	-	-	-	-	-	-
Fluoranthene	µg/L	50	-	-	-	-	-	-	-	-	-	-	-	-	-
Fluorene	µg/L	50	-	-	-	-	-	-	-	-	-	-	-	-	-
Hexachlorobenzene	µg/L	0.04	-	-	-	-	-	-	-	-	-	-	-	-	-
Hexachlorobutadiene	µg/L	0.5	-	-	-	-	-	-	-	-	-	-	-	-	-
Hexachlorocyclopentadiene	µg/L	5	-	-	-	-	-	-	-	-	-	-	-	-	-

ANALYTICAL RESULTS SUMMARY
HISTORICAL GROUNDWATER QUALITY DATA
VON ROLLS ISOLA USA, INC. FACILITY
SCHENECTADY, NEW YORK

Sample Location:		*NYSDEC*	*GT-2*	*GT-2*	*GT-2*	*GT-2*	*GT-3*	*GT-3*	*GT-3*	*GT-3*	*GT-3*	*GT-4*	*GT-4*	*GT-4*	*GT-5*
Sample Name:		*Water Quality*	*GT-2*	*GT-2*	*GT-2*	*GT-2-NY*	*GT-3*	*GT-3*	*GT-3*	*GT-3-NY*	*GT-3*	*GT-4*	*GT-4*	*GT-4*	*GT-5*
Sample Date:		*Standards and Guidance Values*	*10/23/1987*	*2/18/1988*	*9/9/1988*	*9/9/1988*	*8/4/1987*	*8/20/1987*	*9/9/1988*	*9/9/1988*	*9/8/1992*	*8/4/1987*	*8/20/1987*	*9/8/1992*	*8/4/1987*
Parameter	*Unit*														
Hexachloroethane	µg/L	5	-	-	-	-	-	-	-	-	-	-	-	-	-
Indeno(1,2,3-cd)pyrene	µg/L	0.002	-	-	-	-	-	-	-	-	-	-	-		-
Isophorone	µg/L	50	-	-	-	-	-	-	-	-	-	-	-	-	-
Methyl methanesulfonate	µg/L	-	-	-	-	-	-	-	-	-	-	-	-	-	-
Naphthalene	µg/L	10	-	-	-	-	-	-	-	-	-	-	-	-	-
Nitrobenzene	µg/L	0.4	-	-	-	-	-	-	-	-	-	-	-	-	-
Nitrosodiphenylamine/Diphenylamine	µg/L	50	-	-	-	-	-	-	-	-	-	-	-	-	-
N-Nitrosodimethylamine	µg/L	50	-	-	-	-	-	-	-	-	-	-	-	-	-
N-Nitrosodi-N-butylamine	µg/L	-	-	-	-	-		-	-	-	-	-	-	-	-
N-Nitrosodi-n-propylamine	µg/L	-	-	-	-	-	-	-	-	-	-	-	-	-	-
N-Nitrosodiphenylamine	µg/L	50	-	-	-	-	-	-	-	-	-	-	-	-	-
N-Nitrosopiperidine	µg/L	-	-	-	-	-	-	-	-	-	-	-	-	-	-
Pentachlorophenol	µg/L	1	-	-	-	-	-	-	-	-	-	-	-	-	-
Phenacetin	µg/L	-	-	-	-	-	-	-	-	-	-	-	-	-	-
Phenanthrene	µg/L	50	-	-	-	-	-	-	-	-	-	-	-	-	-
Phenol	µg/L	1	-	-	-	-	-	-	-	-	-	-	-	-	-
Phthalic acid	µg/L	-	-	-	-	-	-	-	-	-	-	-	-	-	-
Pronamide	µg/L	-	-	-	-	-	-	-	-	-	-	-	-	-	-
Pyrene	µg/L	50	-	-	-	-	-	-	-	-	-	-	-	-	-
Pyridine	µg/L	50	-	-	-	-	-	-	-	-	-	-	-	-	-
Toxaphene	µg/L	0.06	-	-	-	-	-	-	-	-	-	-	-	-	
Metals															
Aluminum	µg/L	-	-	-	-	-	-	-	-	-	37700	-	-	16800	-
Aluminum (Dissolved)	µg/L	-	-	-	-	-	-	-	-	-	45.5 B	-	-	-	-
Antimony	µg/L	3	-	-	-	-	-	-	-	-	**26.1 B[a]**	-	-	-	-
Antimony (Dissolved)	µg/L	-	-	-	-	-	-	-	-	-	-	-	-	-	-
Arsenic	µg/L	25	-	-	-	-	-	-	-	**30[a]**	9.7 J	-	-	8.1 J	-
Arsenic (Dissolved)	µg/L	-	-	-	-	-	-	-	-	-	33.4 B	-	-	-	-
Barium	µg/L	1000	-	-	-	-	-	-	-	-	288	-	-	190 B	-
Barium (Dissolved)	µg/L	-	-	-	-	-	-	-	-	-	-	-	-	59 B	-
Beryllium	µg/L	3	-	-	-	-	-	-	-	**7[a]**	2.3 B	-	-	1.1 B	-
Beryllium (Dissolved)	µg/L	-	-	-	-	-	-	-	-	-	-	-	-	-	-
Cadmium	µg/L	5	-	-	-	-	-	-	-	-	-	-	-	-	-
Cadmium (Dissolved)	µg/L	-	-	-	-	-	-	-	-	-	90800	-	-	-	-
Calcium	µg/L	-	-	-	-	-	-	-	-	-	326000	-	-	194000	-
Calcium (Dissolved)	µg/L	-	-	-	-	-	-	-	-	-	-	-	-	101000	-

ANALYTICAL RESULTS SUMMARY
HISTORICAL GROUNDWATER QUALITY DATA
VON ROLLS ISOLA USA, INC. FACILITY
SCHENECTADY, NEW YORK

Sample Location:		*NYSDEC*	*GT-2*	*GT-2*	*GT-2*	*GT-2*	*GT-3*	*GT-3*	*GT-3*	*GT-3*	*GT-3*	*GT-4*	*GT-4*	*GT-4*	*GT-5*
Sample Name:		*Water Quality*	*GT-2*	*GT-2*	*GT-2*	*GT-2-NY*	*GT-3*	*GT-3*	*GT-3*	*GT-3-NY*	*GT-3*	*GT-4*	*GT-4*	*GT-4*	*GT-5*
Sample Date:		*Standards and Guidance Values*	*10/23/1987*	*2/18/1988*	*9/9/1988*	*9/9/1988*	*8/4/1987*	*8/20/1987*	*9/9/1988*	*9/9/1988*	*9/8/1992*	*8/4/1987*	*8/20/1987*	*9/8/1992*	*8/4/1987*
Parameter	*Unit*														
Chromium	µg/L	50	-	-	-	-	-	-	-	**145[a]**	**51.4[a]**	-	-	26.8	-
Chromium (Dissolved)	µg/L	-	-	-	-	-	-	-	-	-	-	-	-	-	-
Cobalt	µg/L	-	-	-	-	-	-	-	-	-	47.1 B	-	-	19 B	-
Cobalt (Dissolved)	µg/L	-	-	-	-	-	-	-	-	-	-	-	-	-	-
Copper	µg/L	200	-	-	-	-	-	-	-	-	98	-	-	47.8	-
Copper (Dissolved)	µg/L	-	-	-	-	-	-	-	-	-	97.1 J	-	-	-	-
Iron	µg/L	300	-	-	-	-	-	-	-	-	**94100 J[a]**	-	-	**39600 J[a]**	-
Iron (Dissolved)	µg/L	-	-	-	-	-	-	-	-	-	1 B	-	-	-	-
Lead	µg/L	25	-	-	-	**42[a]**	-	-	-	**134[a]**	**57.3[a]**	-	-	24.4	-
Lead (Dissolved)	µg/L	-	-	-	-	-	-	-	-	-	9890	-	-	-	-
Magnesium	µg/L	35000	-	-	-	-	-	-	-	-	**49100[a]**	-	-	279.00	-
Magnesium (Dissolved)	µg/L	-	-	-	-	-	-	-	-	-	4.7 B	-	-	13100	-
Manganese	µg/L	300	-	-	-	-	-	-	-	-	**3260[a]**	-	-	**1440[a]**	-
Manganese (Dissolved)	µg/L	-	-	-	-	-	-	-	-	-	-	-	-	3.1 B	-
Mercury	µg/L	0.7	-	-	-	-	-	-	-	-	-	-	-	-	-
Mercury (Dissolved)	µg/L	-	-	-	-	-	-	-	-	-	-	-	-	-	-
Nickel	µg/L	100	-	-	-	-	-	-	-	-	83.1	-	-	35.2 B	-
Nickel (Dissolved)	µg/L	-	-	-	-	-	-	-	-	-	1060 B	-	-	-	-
Potassium	µg/L	-	-	-	-	-	-	-	-	-	7170	-	-	4230 B	-
Potassium (Dissolved)	µg/L	-	-	-	-	-	-	-	-	-	-	-	-	808 B	-
Selenium	µg/L	10	-	-	-	-	-	-	-	-	-	-	-	-	-
Selenium (Dissolved)	µg/L	-	-	-	-	-	-	-	-	-	-	-	-	-	-
Silver	µg/L	50	-	-	-	-	-	-	-	-	-	-	-	-	-
Silver (Dissolved)	µg/L	-	-	-	-	-	-	-	-	-	93700	-	-	-	-
Sodium	µg/L	20000	-	-	-	-	-	-	-	-	**95900[a]**	-	-	**164000[a]**	-
Sodium (Dissolved)	µg/L	-	-	-	-	-	-	-	-	-	-	-	-	157000	-
Thallium	µg/L	0.5	-	-	-	-	-	-	-	-	-	-	-	-	-
Thallium (Dissolved)	µg/L	-	-	-	-	-	-	-	-	-	-	-	-	-	-
Vanadium	µg/L	-	-	-	-	-	-	-	-	-	98.7	-	-	36.3 B	-
Vanadium (Dissolved)	µg/L	-	-	-	-	-	-	-	-	-	9.6 J	-	-	-	-
Zinc	µg/L	2000	-	-	-	-	-	-	-	-	256 J	-	-	136 J	-
Zinc (Dissolved)	µg/L	-	-	-	-	-	-	-	-	-	-	-	-	29.4 J	-
PCBs															
Aroclor-1016 (PCB-1016)	µg/L	0.09 (d)	-	-	-	-	-	-	-	-	-	-	-	-	-
Aroclor-1221 (PCB-1221)	µg/L	0.09 (d)	-	-	-	-	-	-	-	-	-	-	-	-	-
Aroclor-1232 (PCB-1232)	µg/L	0.09 (d)	-	-	-	-	-	-	-	-	-	-	-	-	-
Aroclor-1242 (PCB-1242)	µg/L	0.09 (d)	-	-	-	-	-	-	-	-	-	-	-	-	-

ANALYTICAL RESULTS SUMMARY
HISTORICAL GROUNDWATER QUALITY DATA
VON ROLLS ISOLA USA, INC. FACILITY
SCHENECTADY, NEW YORK

Sample Location:		*NYSDEC*	*GT-2*	*GT-2*	*GT-2*	*GT-2*	*GT-3*	*GT-3*	*GT-3*	*GT-3*	*GT-3*	*GT-4*	*GT-4*	*GT-4*	*GT-5*
Sample Name:		*Water Quality*	*GT-2*	*GT-2*	*GT-2*	*GT-2-NY*	*GT-3*	*GT-3*	*GT-3*	*GT-3-NY*	*GT-3*	*GT-4*	*GT-4*	*GT-4*	*GT-5*
Sample Date:		*Standards and Guidance Values*	*10/23/1987*	*2/18/1988*	*9/9/1988*	*9/9/1988*	*8/4/1987*	*8/20/1987*	*9/9/1988*	*9/9/1988*	*9/8/1992*	*8/4/1987*	*8/20/1987*	*9/8/1992*	*8/4/1987*
Parameter	*Unit*														
Aroclor-1248 (PCB-1248)	µg/L	0.09 (d)	-	-	-	-	-	-	-	-	-	-	-	-	-
Aroclor-1254 (PCB-1254)	µg/L	0.09 (d)	-	-	-	-	-	-	-	-	-	-	-	-	-
Aroclor-1260 (PCB-1260)	µg/L	0.09 (d)	-	-	-	-	-	-	-	-	-	-	-	-	-
Total PCBs	µg/L	-	-	-	-	-	-	-	-	-	-	-	-	-	-
Pesticides															
4,4'-DDD	µg/L	0.3	-	-	-	-	-	-	-	-	-	-	-	-	-
4,4'-DDE	µg/L	0.2	-	-	-	-	-	-	-	-	-	-	-	-	-
4,4'-DDT	µg/L	0.2	-	-	-	-	-	-	-	-	-	-	-	-	-
Aldrin	µg/L	ND	-	-	-	-	-	-	-	-	-	-	-	-	-
alpha-BHC	µg/L	0.01	-	-	-	-	-	-	-	-	-	-	-	-	-
alpha-Chlordane	µg/L	-	-	-	-	-	-	-	-	-	-	-	-	-	-
beta-BHC	µg/L	0.04	-	-	-	-	-	-	-	-	-	-	-	-	-
delta-BHC	µg/L	0.04	-	-	-	-	-	-	-	-	-	-	-	-	-
Dieldrin	µg/L	0.004	-	-	-	-	-	-	-	-	-	-	-	-	-
Endosulfan I	µg/L	-	-	-	-	-	-	-	-	-	-	-	-	-	-
Endosulfan II	µg/L	-	-	-	-	-	-	-	-	-	-	-	-	-	-
Endosulfan sulfate	µg/L	-	-	-	-	-	-	-	-	-	-	-	-	-	-
Endrin	µg/L	ND	-	-	-	-	-	-	-	-	-	-	-	-	-
Endrin aldehyde	µg/L	5	-	-	-	-	-	-	-	-	-	-	-	-	-
Endrin ketone	µg/L	5	-	-	-	-	-	-	-	-	-	-	-	-	-
gamma-BHC (Lindane)	µg/L	0.05	-	-	-	-	-	-	-	-	-	-	-	-	-
gamma-Chlordane	µg/L	-	-	-	-	-	-	-	-	-	-	-	-	-	-
Heptachlor	µg/L	0.03	-	-	-	-	-	-	-	-	-	-	-		-
Heptachlor epoxide	µg/L	0.04	-		-	-	-	-	-		-	-	-	-	-
Methoxychlor	µg/L	35	-	-	-	-	-	-	-	-	-	-	-	-	-
Toxaphene	µg/L	0.06	-	-	-	-	-	-	-	-	-	-	-	-	-
General Chemistry															
Conductivity	µmhos/cm	-	-	-	-	-	-	-	-	-	-	-	-	-	-
Cyanide (total)	µg/L	200	-	-	-	-	-	-	-	-	1.7 B	-	-	-	-
pH (water)	s.u.	-	-	-	-	-	-	-	-	-	-	-	-	-	-
ORP, Field	millivolts	-	-	-	-	-	-	-	-	-	-	-	-	-	-
Sulfide	mg/L	50	-	-	-	-	-	-	-	-	-	-	-	-	-

ANALYTICAL RESULTS SUMMARY
HISTORICAL GROUNDWATER QUALITY DATA
VON ROLLS ISOLA USA, INC. FACILITY
SCHENECTADY, NEW YORK

Sample Location:		*NYSDEC*	*GT-5*	*GT-5*	*GT-5*	*GT-6*	*GT-6*	*GT-7*	*GT-7*	*GT-7*	*GT-7*	*GT-7*	*GT-7*	*GT-8*	*GT-8*
Sample Name:		*Water Quality*	*GT-5*	*GT-5*	*GT-5*	*GT-6*	*GT-6*	*GT-7*	*GT-7*	*GT-7*	*GT-7-NY*	*GT-7*	*GT-7*	*GT-8*	*GT-8*
Sample Date:		*Standards and Guidance Values*	*8/20/1987*	*9/8/1992*	*12/13/1994*	*8/4/1987*	*8/20/1987*	*8/4/1987*	*8/21/1987*	*9/9/1988*	*9/9/1988*	*9/8/1992*	*12/13/1994*	*8/4/1987*	*8/21/1987*
Parameter	*Unit*														
Volatiles															
1,1,1,2-Tetrachloroethane	µg/L	5	-	-	2 U	-	-	-	-	-	-	-	2 U	-	-
1,1,1-Trichloroethane	µg/L	5	-	-	2 U	-	-	-	-	-	-	-	2 U	-	-
1,1,2,2-Tetrachloroethane	µg/L	5	-	-	2 U	-	-	-	-	-	-	-	2 U	-	-
1,1,2-Trichloroethane	µg/L	1	-	-	2 U	-	-	-	-	-	-	-	2 U	-	-
1,1-Dichloroethane	µg/L	5	-	-	2 U	-	-	-	-	-	-	-	2 U	-	-
1,1-Dichloroethene	µg/L	5	-	-	2 U	-	-	-	-	-	-	-	2 U	-	-
1,1-Dichloropropene	µg/L	5	-	-	2 U	-	-	-	-	-	-	-	2 U	-	-
1,2,3-Trichlorobenzene	µg/L	5	-	-	2 U	-	-	-	-	-	-	-	2 U	-	-
1,2,3-Trichloropropane	µg/L	0.04	-	-	2 U	-	-	-	-	-	-	-	2 U	-	-
1,2,4-Trichlorobenzene	µg/L	5	-	-	2 U	-	-	-	-	-	-	-	2 U	-	-
1,2,4-Trimethylbenzene	µg/L	5	-	-	2 U	-	-	-	-	-	-	-	2 U	-	-
1,2-Dibromo-3-chloropropane (DBCP)	µg/L	0.04	-	-	2 U	-	-	-	-	-	-	-	2 U	-	-
1,2-Dibromoethane (Ethylene Dibromide)	µg/L	0.0006	-	-	2 U	-	-	-	-	-	-	-	2 U	-	-
1,2-Dichlorobenzene	µg/L	3	-	-	2 U	-	-	-	-	-	-	-	2 U	-	-
1,2-Dichloroethane	µg/L	0.6	-	-	2 U	-	-	-	-	-	-	-	2 U	-	-
1,2-Dichloroethene (total)	µg/L	5	-	-	-	-	-	-	-	-	-	-	-	-	-
1,2-Dichloropropane	µg/L	1	-	-	2 U	-	-	-	-	-	-	-	2 U	-	-
1,3,5-Trimethylbenzene	µg/L	5	-	-	2 U	-	-	-	-	-	-	-	2 U	-	-
1,3-Dichlorobenzene	µg/L	3	-	-	2 U	-	-	-	-	-	-	-	2 U	-	-
1,3-Dichloropropane	µg/L	5	-	-	2 U	-	-	-	-	-	-	-	2 U	-	-
1,4-Dichlorobenzene	µg/L	3	-	-	2 U	-	-	-	-	-	-	-	2 U	-	-
2,2-Dichloropropane	µg/L	5	-	-	2 U	-	-	-	-	-	-	-	2 U	-	-
2,4-Chlorotoluene	µg/L	5	-	-	2 U	-	-	-	-	-	-	-	2 U	-	-
2-Butanone	µg/L	50	-	-	-	-	-	-	-	-	-	-	-	-	-
2-Chloroethyl vinyl ether	µg/L	-	-	-	-	-	-	-	-	-	-	-	-	-	-
2-Chlorotoluene	µg/L	5	-	-	-	-	-	-	-	-	-	-	-	-	-
2-Hexanone	µg/L	50	-	-	-	-	-	-	-	-	-	-	-	-	-
2-Phenylbutane (sec-Butylbenzene)	µg/L	5	-	-	2 U	-	-	-	-	-	-	-	2 U	-	-
4-Chlorotoluene	µg/L	5	-	-	-	-	-	-	-	-	-	-	-	-	-
4-Methyl-2-pentanone	µg/L	-	-	-	-	-	-	-	-	-	-	-	-	-	-
Acetone	µg/L	50	-	-	-	-	-	-	-	-	-	-	-	-	-
Benzene	µg/L	1	-	-	2 U	-	-	-	-	-	-	-	2 U	-	-
Benzene, butyl	µg/L	-	-	-	2 U	-	-	-	-	-	-	-	2 U	-	-
Benzene, isopropyl	µg/L	5	-	-	2 U	-	-	-	-	-	-	-	2 U	-	-
Benzene, tert-butyl	µg/L	5	-	-	-	-	-	-	-	-	-	-	-	-	-
Bromobenzene	µg/L	5	-	-	2 U	-	-	-	-	-	-	-	2 U	-	-
Bromodichloromethane	µg/L	50	-	-	2 U	-	-	-	-	-	-	-	2 U	-	-

ANALYTICAL RESULTS SUMMARY
HISTORICAL GROUNDWATER QUALITY DATA
VON ROLLS ISOLA USA, INC. FACILITY
SCHENECTADY, NEW YORK

Sample Location:		*NYSDEC*	*GT-5*	*GT-5*	*GT-5*	*GT-6*	*GT-6*	*GT-7*	*GT-7*	*GT-7*	*GT-7*	*GT-7*	*GT-7*	*GT-8*	*GT-8*
Sample Name:		*Water Quality*	*GT-5*	*GT-5*	*GT-5*	*GT-6*	*GT-6*	*GT-7*	*GT-7*	*GT-7*	*GT-7-NY*	*GT-7*	*GT-7*	*GT-8*	*GT-8*
Sample Date:		*Standards and Guidance Values*	*8/20/1987*	*9/8/1992*	*12/13/1994*	*8/4/1987*	*8/20/1987*	*8/4/1987*	*8/21/1987*	*9/9/1988*	*9/9/1988*	*9/8/1992*	*12/13/1994*	*8/4/1987*	*8/21/1987*
Parameter	*Unit*														
Bromoform	µg/L	50	-	-	2 U	-	-	-	-	-	-	-	2 U	-	-
Bromomethane	µg/L	5	-	-	5 U	-	-	-	-	-	-	-	5 U	-	-
Carbon disulfide	µg/L	-	-	-	-	-	-	-	-	-	-	-	-	-	-
Carbon tetrachloride	µg/L	5	-	2 J	2 U	-	-	-	-	-	-	-	2 U	-	-
Chlorobenzene	µg/L	5	-	-	2 U	-	-	-	-	-	-	-	2 U	-	-
Chlorobromomethane	µg/L	5	-	-	2 U	-	-	-	-	-	-	-	2 U	-	-
Chloroethane	µg/L	5	-	-	5 U	-	-	-	-	-	-	-	5 U	-	-
Chloroform (Trichloromethane)	µg/L	7	-	-	5 U	-	-	-	-	-	-	-	5 U	-	-
Chloromethane	µg/L	-	-	-	10 U	-	-	-	-	-	-	-	10 U	-	-
cis-1,2-Dichloroethene	µg/L	5	-	-	2 U	-	-	-	-	-	-	-	2 U	-	-
cis-1,3-Dichloropropene	µg/L	0.4 (a)	-	-	-	-	-	-	-	-	-	-	-	-	-
Cymene	µg/L	-	-	-	2 U	-	-	-	-	-	-	-	2 U	-	-
Dibromochloromethane	µg/L	50	-	-	2 U	-	-	-	-	-	-	-	2 U	-	-
Dibromomethane	µg/L	5	-	-	2 U	-	-	-	-	-	-	-	2 U	-	-
Dichlorodifluoromethane (CFC-12)	µg/L	5	-	-	10 U	-	-	-	-	-	-	-	10 U	-	-
Ethylbenzene	µg/L	5	-	-	2 U	-	-	-	-	-	-	-	2 U	-	-
Hexachlorobutadiene	µg/L	0.5	-	-	2 U	-	-	-	-	-	-	-	2 U	-	-
m&p-Xylene	µg/L	5	-	-	-	-	-	-	-	-	-	-	-	-	-
Methyl Tert Butyl Ether	µg/L	-	-	-	5 U	-	-	-	-	-	-	-	5 U	-	-
Methylene chloride	µg/L	5	-	-	10 U	-	-	-	-	-	-	-	10 U	-	-
Naphthalene	µg/L	10	-	-	2 U	-	-	-	-	-	-	-	2 U	-	-
n-Propylbenzene	µg/L	5	-	-	2 U	-	-	-	-	-	-	-	2 U	-	-
o-Xylene	µg/L	5	-	-	-	-	-	-	-	-	-	-	-	-	-
Styrene	µg/L	5	-	-	2 U	-	-	-	-	-	-	-	2 U	-	-
Tetrachlorobenzene	µg/L		-	-	-	-	-	-	-	-	-	-	-	-	-
Tetrachloroethene	µg/L	5	-	-	2 U	-	-	-	-	-	-	-	2 U	-	-
Toluene	µg/L	5	-	-	2 U	-	-	-	-	-	-	-	2 U	-	-
Total VOCS	µg/L	-	-	-	-	-	-	-	-	ND	-	-	-	-	-
Total VOCS/SVOCS	µg/L	-	ND	-	-	ND	ND	ND	ND	-	-	-	-	ND	ND
trans-1,2-Dichloroethene	µg/L	5	-	-	2 U	-	-	-	-	-	-	-	2 U	-	-
trans-1,3-Dichloropropene	µg/L	0.4 (a)	-	-	-	-	-	-	-	-	-	-	-	-	-
Trichlorobenzene	µg/L	-	-	-	-	-	-	-	-	-	-	-	-	-	-
Trichloroethene	µg/L	5	-	-	2 U	-	-	-	-	-	-	-	2 U	-	-
Trichlorofluoromethane	µg/L	5	-	-	2 U	-	-	-	-	-	-	-	2 U	-	-
Vinyl acetate	µg/L	-	-	-	-	-	-	-	-	-	-	-	-	-	-
Vinyl chloride	µg/L	2	-	-	10 U	-	-	-	-	-	-	-	10 U	-	-
Xylene (total)	µg/L	5 (b)	-	-	2 U	-	-	-	-	-	-	-	2 U	-	-

ANALYTICAL RESULTS SUMMARY
HISTORICAL GROUNDWATER QUALITY DATA
VON ROLLS ISOLA USA, INC. FACILITY
SCHENECTADY, NEW YORK

Sample Location:		*NYSDEC*	*GT-5*	*GT-5*	*GT-5*	*GT-6*	*GT-6*	*GT-7*	*GT-7*	*GT-7*	*GT-7*	*GT-7*	*GT-7*	*GT-8*	*GT-8*
Sample Name:		*Water Quality*	*GT-5*	*GT-5*	*GT-5*	*GT-6*	*GT-6*	*GT-7*	*GT-7*	*GT-7*	*GT-7-NY*	*GT-7*	*GT-7*	*GT-8*	*GT-8*
Sample Date:		*Standards and*	*8/20/1987*	*9/8/1992*	*12/13/1994*	*8/4/1987*	*8/20/1987*	*8/4/1987*	*8/21/1987*	*9/9/1988*	*9/9/1988*	*9/8/1992*	*12/13/1994*	*8/4/1987*	*8/21/1987*
		Guidance Values													
Parameter	*Unit*														
Semi-Volatiles															
1,2,4,5-Tetrachlorobenzene	µg/L	5	-	-	2 U	-	-	-	-	-	-	-	2 U	-	-
1,2,4-Trichlorobenzene	µg/L	5	-	-	2 U	-	-	-	-	-	-	-	2 U	-	-
1,2-Dichlorobenzene	µg/L	3	-	-	2 U	-	-	-	-	-	-	-	2 U	-	-
1,2-Diphenylhydrazine	µg/L	-	-	-	2 U	-	-	-	-	-	-	-	2 U	-	-
1,3-Dichlorobenzene	µg/L	3	-	-	2 U	-	-	-	-	-	-	-	2 U	-	-
1,4-Dichlorobenzene	µg/L	3	-	-	2 U	-	-	-	-	-	-	-	2 U	-	-
1-Chloronaphthalene	µg/L	-	-	-	2 U	-	-	-	-	-	-	-	2 U	-	-
1-Naphthylamine	µg/L	-	-	-	5 U	-	-	-	-	-	-	-	5 U	-	-
2,2'-oxybis(1-Chloropropane)	µg/L	-	-	-	10 U	-	-	-	-	-	-	-	10 U	-	-
2,3,4,6-Tetrachlorophenol	µg/L	-	-	-	20 U	-	-	-	-	-	-	-	20 U	-	-
2,4,5-Trichlorophenol	µg/L	1	-	-	10 U	-	-	-	-	-	-	-	10 U	-	-
2,4,6-Trichlorophenol	µg/L	1	-	-	10 U	-	-	-	-	-	-	-	10 U	-	-
2,4-Dichlorophenol	µg/L	5	-	-	5 U	-	-	-	-	-	-	-	5 U	-	-
2,4-Dimethylphenol	µg/L	1	-	-	5 U	-	-	-	-	-	-	-	5 U	-	-
2,4-Dinitrophenol	µg/L	1	-	-	-	-	-	-	-	-	-	-	-	-	-
2,4-Dinitrotoluene	µg/L	5	-	-	5 U	-	-	-	-	-	-	-	5 U	-	-
2,6-Dichlorophenol	µg/L	5	-	-	5 U	-	-	-	-	-	-	-	5 U	-	-
2,6-Dinitrotoluene	µg/L	5	-	-	5 U	-	-	-	-	-	-	-	5 U	-	-
2-Chloronaphthalene	µg/L	10	-	-	2 U	-	-	-	-	-	-	-	2 U	-	-
2-Chlorophenol	µg/L	1	-	-	5 U	-	-	-	-	-	-	-	5 U	-	-
2-Methyl naphthalene	µg/L	-	-	-	2 U	-	-	-	-	-	-	-	2 U	-	-
2-Methylphenol	µg/L	1	-	-	5 U	-	-	-	-	-	-	-	5 U	-	-
2-Naphthylamine	µg/L	-	-	-	5 U	-	-	-	-	-	-	-	5 U	-	-
2-Nitroaniline	µg/L	5	-	-	20 U	-	-	-	-	-	-	-	20 U	-	-
2-Nitrophenol	µg/L	1	-	-	10 U	-	-	-	-	-	-	-	10 U	-	-
2-Picoline	µg/L	-	-	-	10 U	-	-	-	-	-	-	-	10 U	-	-
3&4-Methylphenol	µg/L	-	-	-	5 U	-	-	-	-	-	-	-	5 U	-	-
3,3'-Dichlorobenzidine	µg/L	5	-	-	5 U	-	-	-	-	-	-	-	5 U	-	-
3-Methylcholanthrene	µg/L	-	-	-	5 U	-	-	-	-	-	-	-	5 U	-	-
3-Nitroaniline	µg/L	5	-	-	20 U	-	-	-	-	-	-	-	20 U	-	-
4,6-Dinitro-2-methylphenol	µg/L	1	-	-	50 U	-	-	-	-	-	-	-	50 U	-	-
4-Aminobiphenyl	µg/L	5	-	-	2 U	-	-	-	-	-	-	-	2 U	-	-
4-Bromophenyl phenyl ether	µg/L	-	-	-	2 U	-	-	-	-	-	-	-	2 U	-	-
4-Chloro-3-methylphenol	µg/L	1	-	-	10 U	-	-	-	-	-	-	-	10 U	-	-
4-Chloroaniline	µg/L	5	-	-	5 U	-	-	-	-	-	-	-	5 U	-	-
4-Chlorophenyl phenyl ether	µg/L	-	-	-	2 U	-	-	-	-	-	-	-	2 U	-	-
4-Dimethylaminoazobenzene	µg/L	-	-	-	5 U	-	-	-	-	-	-	-	5 U	-	-
4-Methyl-2,6-dinitrophenol	µg/L	-	-	-	-	-	-	-	-	-	-	-	-	-	-

ANALYTICAL RESULTS SUMMARY
HISTORICAL GROUNDWATER QUALITY DATA
VON ROLLS ISOLA USA, INC. FACILITY
SCHENECTADY, NEW YORK

Sample Location:		*NYSDEC*	*GT-5*	*GT-5*	*GT-5*	*GT-6*	*GT-6*	*GT-7*	*GT-7*	*GT-7*	*GT-7*	*GT-7*	*GT-7*	*GT-8*	*GT-8*
Sample Name:		*Water Quality*	*GT-5*	*GT-5*	*GT-5*	*GT-6*	*GT-6*	*GT-7*	*GT-7*	*GT-7*	*GT-7-NY*	*GT-7*	*GT-7*	*GT-8*	*GT-8*
Sample Date:		*Standards and Guidance Values*	*8/20/1987*	*9/8/1992*	*12/13/1994*	*8/4/1987*	*8/20/1987*	*8/4/1987*	*8/21/1987*	*9/9/1988*	*9/9/1988*	*9/8/1992*	*12/13/1994*	*8/4/1987*	*8/21/1987*
Parameter	*Unit*														
4-Methylphenol	µg/L	1	-	-	-	-	-	-	-	-	-	-	-	-	-
4-Nitroaniline	µg/L	5	-	-	20 U	-	-	-	-	-	-	-	20 U	-	-
4-Nitrophenol	µg/L	1	-	-	-	-	-	-	-	-	-	-	-	-	-
7,12-Dimethylbenz(a)anthracene	µg/L	-	-	-	10 U	-	-	-	-	-	-	-	10 U	-	-
Acenaphthene	µg/L	20	-	-	2 U	-	-	-	-	-	-	-	2 U	-	-
Acenaphthylene	µg/L	-	-	-	2 U	-	-	-	-	-	-	-	2 U	-	-
Acetophenone	µg/L	-	-	-	2 U	-	-	-	-	-	-	-	2 U	-	-
Aldrin	µg/L	ND	-	-	10 U	-	-	-	-	-	-	-	10 U	-	-
Anthracene	µg/L	50	-	-	2 U	-	-	-	-	-		-	2 U	-	-
Benzidine	µg/L	5	-	-	10 U	-	-	-	-	-	-	-	10 U	-	-
Benzo(a)anthracene	µg/L	0.002	-	-	2 U	-	-	-	-	-	-	-	2 U	-	-
Benzo(a)pyrene	µg/L	ND	-	-	2 U	-	-	-	-	-	-	-	2 U	-	-
Benzo(b)fluoranthene	µg/L	0.002	-	-	-	-	-	-	-	-	-	-	-	-	-
Benzo(b)fluoranthene/Benzo(k)fluoranthene	µg/L	0.002	-	-	2 U	-	-	-	-	-	-	-	2 U	-	-
Benzo(g,h,i)perylene	µg/L	-	-	-	2 U	-	-	-	-	-	-	-	2 U	-	-
Benzo(k)fluoranthene	µg/L	0.002	-	-	-	-	-	-	-	-	-	-	-	-	-
Benzoic acid	µg/L	-	-	-	-	-	-	-	-	-	-	-	-	-	-
Benzyl Alcohol	µg/L	-	-	-	10 U	-	-	-	-	-	-	-	10 U	-	-
beta&gamma-BHC (sum of isomers)	µg/L	-	-	-	10 U	-	-	-	-	-	-	-	10 U	-	-
bis(2-Chloroethoxy)methane	µg/L	5	-	-	2 U	-	-	-	-	-	-	-	2 U	-	-
bis(2-Chloroethyl)ether	µg/L	1	-	-	2 U	-	-	-	-	-	-	-	2 U	-	-
bis(2-Ethylhexyl)phthalate	µg/L	5	-	9 U	10 U	-	-	-	-	-	-	-	10 U	-	-
Butyl benzylphthalate	µg/L	50	-	-	10 U	-	-	-	-	-	-	-	10 U	-	-
Carbazole	µg/L	-	-	-	-	-	-	-	-	-	-	-	-	-	-
Chlordane	µg/L	0.005	-	-	30 U	-	-	-	-	-	-	-	30 U	-	-
Chrysene	µg/L	0.002	-	-	2 U	-	-	-	-	-	-	-	2 U	-	-
Dibenz(a,h)anthracene	µg/L	-	-	-	2 U	-	-	-	-	-	-	-	2 U	-	-
Dibenz[a,j]acridine	µg/L	-	-	-	2 U	-	-	-	-	-	-	-	2 U	-	-
Dibenzofuran	µg/L	-	-	-	2 U	-	-	-	-	-	-	-	2 U	-	-
Diethyl phthalate	µg/L	50	-	-	10 U	-	-	-	-	-	-	-	10 U	-	-
Dimethyl phthalate	µg/L	50	-	-	10 U	-	-	-	-	-	-	-	10 U	-	-
Di-n-butylphthalate	µg/L	50	-	1 U	10 U	-	-	-	-	-	-	-	10 U	-	-
Di-n-octyl phthalate	µg/L	50	-	6 U	10 U	-	-	-	-	-	-	-	10 U	-	-
Ethyl methanesulfonate	µg/L	-	-	-	5 U	-	-	-	-	-	-	-	5 U	-	-
Fluoranthene	µg/L	50	-	-	2 U	-	-	-	-	-	-	-	2 U	-	-
Fluorene	µg/L	50	-	-	2 U	-	-	-	-	-	-	-	2 U	-	-
Hexachlorobenzene	µg/L	0.04	-	-	5 U	-	-	-	-	-	-	-	5 U	-	-
Hexachlorobutadiene	µg/L	0.5	-	-	5 U	-	-	-	-	-	-	-	5 U	-	-
Hexachlorocyclopentadiene	µg/L	5	-	-	20 U	-	-	-	-	-	-	-	20 U	-	-

ANALYTICAL RESULTS SUMMARY
HISTORICAL GROUNDWATER QUALITY DATA
VON ROLLS ISOLA USA, INC. FACILITY
SCHENECTADY, NEW YORK

Sample Location:		*NYSDEC*	*GT-5*	*GT-5*	*GT-5*	*GT-6*	*GT-6*	*GT-7*	*GT-7*	*GT-7*	*GT-7*	*GT-7*	*GT-7*	*GT-8*	*GT-8*
Sample Name:		*Water Quality*	*GT-5*	*GT-5*	*GT-5*	*GT-6*	*GT-6*	*GT-7*	*GT-7*	*GT-7*	*GT-7-NY*	*GT-7*	*GT-7*	*GT-8*	*GT-8*
Sample Date:		*Standards and Guidance Values*	*8/20/1987*	*9/8/1992*	*12/13/1994*	*8/4/1987*	*8/20/1987*	*8/4/1987*	*8/21/1987*	*9/9/1988*	*9/9/1988*	*9/8/1992*	*12/13/1994*	*8/4/1987*	*8/21/1987*
Parameter	*Unit*														
Hexachloroethane	µg/L	5	-	-	5 U	-	-	-	-	-	-	-	5 U	-	-
Indeno(1,2,3-cd)pyrene	µg/L	0.002	-	-	2 U	-	-	-	-	-	-	-	2 U	-	-
Isophorone	µg/L	50	-	-	2 U	-	-	-	-	-	-	-	2 U	-	-
Methyl methanesulfonate	µg/L	-	-	-	10 U	-	-	-	-	-	-	-	10 U	-	-
Naphthalene	µg/L	10	-	-	2 U	-	-	-	-	-	-	-	2 U	-	-
Nitrobenzene	µg/L	0.4	-	-	5 U	-	-	-	-	-	-	-	5 U	-	-
Nitrosodiphenylamine/Diphenylamine	µg/L	50	-	-	5 U	-	-	-	-	-	-	-	5 U	-	-
N-Nitrosodimethylamine	µg/L	50	-	-	10 U	-	-	-	-	-	-	-	10 U	-	-
N-Nitrosodi-N-butylamine	µg/L	-	-	-	5 U	-	-	-	-	-	-	-	5 U	-	-
N-Nitrosodi-n-propylamine	µg/L	-	-	-	10 U	-	-	-	-	-	-	-	10 U	-	-
N-Nitrosodiphenylamine	µg/L	50	-	-	-	-	-	-	-	-	-	-	-	-	-
N-Nitrosopiperidine	µg/L	-	-	-	10 U	-	-	-	-	-	-	-	10 U	-	-
Pentachlorophenol	µg/L	1	-	-	50 U	-	-	-	-	-	-	-	50 U	-	-
Phenacetin	µg/L	-	-	-	5 U	-	-	-	-	-	-	-	5 U	-	-
Phenanthrene	µg/L	50	-	-	2 U	-	-	-	-	-	-	-	2 U	-	-
Phenol	µg/L	1	-	-	5 U	-	-	-	-	-	-	-	5 U	-	-
Phthalic acid	µg/L	-	-	-	-	-	-	-	-	-	-	-	-	-	-
Pronamide	µg/L	-	-	-	5 U	-	-	-	-	-	-	-	5 U	-	-
Pyrene	µg/L	50	-	-	2 U	-	-	-	-	-	-	-	2 U	-	-
Pyridine	µg/L	50	-	-	10 U	-	-	-	-	-	-	-	10 U	-	-
Toxaphene	µg/L	0.06	-	-	20 U	-	-	-	-	-	-	-	20 U	-	-
Metals															
Aluminum	µg/L	-	-	951	-	-	-	-	-	-	-	305	-	-	-
Aluminum (Dissolved)	µg/L	-	-	-	-	-	-	-	-	-	-	-	-	-	-
Antimony	µg/L	3	-	-	-	-	-	-	-	-	-	-	-	-	-
Antimony (Dissolved)	µg/L	-	-	-	-	-	-	-	-	-	-	-	-	-	-
Arsenic	µg/L	25	-	-	-	-	-	-	-	-	-	-	-	-	-
Arsenic (Dissolved)	µg/L	-	-	-	-	-	-	-	-	-	-	-	-	-	-
Barium	µg/L	1000	-	50.7 B	-	-	-	-	-	-	-	29.7 B	-	-	-
Barium (Dissolved)	µg/L	-	-	-	-	-	-	-	-	-	-	-	-	-	-
Beryllium	µg/L	3	-	-	-	-	-	-	-	-	-	-	-	-	-
Beryllium (Dissolved)	µg/L	-	-	-	-	-	-	-	-	-	-	-	-	-	-
Cadmium	µg/L	5	-	-	-	-	-	-	-	-	-	-	-	-	-
Cadmium (Dissolved)	µg/L	-	-	-	-	-	-	-	-	-	-	-	-	-	-
Calcium	µg/L	-	-	112000	-	-	-	-	-	-	-	83000	-	-	-
Calcium (Dissolved)	µg/L	-	-	-	-	-	-	-	-	-	-	-	-	-	-

ANALYTICAL RESULTS SUMMARY
HISTORICAL GROUNDWATER QUALITY DATA
VON ROLLS ISOLA USA, INC. FACILITY
SCHENECTADY, NEW YORK

Sample Location:		*NYSDEC*	*GT-5*	*GT-5*	*GT-5*	*GT-6*	*GT-6*	*GT-7*	*GT-7*	*GT-7*	*GT-7*	*GT-7*	*GT-7*	*GT-8*	*GT-8*
Sample Name:		*Water Quality*	*GT-5*	*GT-5*	*GT-5*	*GT-6*	*GT-6*	*GT-7*	*GT-7*	*GT-7*	*GT-7-NY*	*GT-7*	*GT-7*	*GT-8*	*GT-8*
Sample Date:		*Standards and Guidance Values*	*8/20/1987*	*9/8/1992*	*12/13/1994*	*8/4/1987*	*8/20/1987*	*8/4/1987*	*8/21/1987*	*9/9/1988*	*9/9/1988*	*9/8/1992*	*12/13/1994*	*8/4/1987*	*8/21/1987*
Parameter	*Unit*														
Chromium	µg/L	50	-	3.7 B	-	-	-	-	-	-	-	-	-	-	-
Chromium (Dissolved)	µg/L	-	-	-	-	-	-	-	-	-	-	-	-	-	-
Cobalt	µg/L	-	-	-	-	-	-	-	-	-	-	-	-	-	-
Cobalt (Dissolved)	µg/L	-	-	-	-	-	-	-	-	-	-	-	-	-	-
Copper	µg/L	200	-	3.3 B	-	-	-	-	-	-	-	5 B	-	-	-
Copper (Dissolved)	µg/L	-	-	-	-	-	-	-	-	-	-	-	-	-	-
Iron	µg/L	300	-	1710[a]	-	-	-	-	-	-	-	614 J[a]	-	-	-
Iron (Dissolved)	µg/L	-	-	-	-	-	-	-	-	-	-	-	-	-	-
Lead	µg/L	25	-	3.1	-	-	-	-	-	-	34[a]	2.5 B	-	-	-
Lead (Dissolved)	µg/L	-	-	-	-	-	-	-	-	-	-	-	-	-	-
Magnesium	µg/L	35000	-	12900	-	-	-	-	-	-	-	8650	-	-	-
Magnesium (Dissolved)	µg/L	-	-	-	-	-	-	-	-	-	-	-	-	-	-
Manganese	µg/L	300	-	53	-	-	-	-	-	-	-	33.4	-	-	-
Manganese (Dissolved)	µg/L	-	-	-	-	-	-	-	-	-	-	-	-	-	-
Mercury	µg/L	0.7	-	-	-	-	-	-	-	-	-	-	-	-	-
Mercury (Dissolved)	µg/L	-	-	-	-	-	-	-	-	-	-	-	-	-	-
Nickel	µg/L	100	-	-	-	-	-	-	-	-	-	-	-	-	-
Nickel (Dissolved)	µg/L	-	-	-	-	-	-	-	-	-	-	-	-	-	-
Potassium	µg/L	-	-	2060 B	-	-	-	-	-	-	-	867 B	-	-	-
Potassium (Dissolved)	µg/L	-	-	-	-	-	-	-	-	-	-	-	-	-	-
Selenium	µg/L	10	-	-	-	-	-	-	-	-	-	-	-	-	-
Selenium (Dissolved)	µg/L	-	-	-	-	-	-	-	-	-	-	-	-	-	-
Silver	µg/L	50	-	-	-	-	-	-	-	-	-	-	-	-	-
Silver (Dissolved)	µg/L	-	-	-	-	-	-	-	-	-	-	-	-	-	-
Sodium	µg/L	20000		53500[a]	-	-	-	-	-	-	-	37900[a]	-	-	-
Sodium (Dissolved)	µg/L	-	-	-	-	-	-	-	-	-	-	-	-	-	-
Thallium	µg/L	0.5	-	-	-	-	-	-	-	-	-	-	-	-	-
Thallium (Dissolved)	µg/L	-	-	-	-	-	-	-	-	-	-	-	-	-	-
Vanadium	µg/L	-	-	3.5 B	-	-	-	-	-	-	-	-	-	-	-
Vanadium (Dissolved)	µg/L	-	-	-	-	-	-	-	-	-	-	-	-	-	-
Zinc	µg/L	2000	-	22.7 J	-	-	-	-	-	-	-	7.2 J	-	-	-
Zinc (Dissolved)	µg/L	-	-	-	-	-	-	-	-	-	-	-	-	-	-
PCBs															
Aroclor-1016 (PCB-1016)	µg/L	0.09 (d)	-	-	30 U	-	-	-	-	-	-	-	30 U	-	-
Aroclor-1221 (PCB-1221)	µg/L	0.09 (d)	-	-	30 U	-	-	-	-	-	-	-	30 U	-	-
Aroclor-1232 (PCB-1232)	µg/L	0.09 (d)	-	-	30 U	-	-	-	-	-	-	-	30 U	-	-
Aroclor-1242 (PCB-1242)	µg/L	0.09 (d)	-	-	30 U	-	-	-	-	-	-	-	30 U	-	-

ANALYTICAL RESULTS SUMMARY
HISTORICAL GROUNDWATER QUALITY DATA
VON ROLLS ISOLA USA, INC. FACILITY
SCHENECTADY, NEW YORK

Sample Location:		*NYSDEC*	*GT-5*	*GT-5*	*GT-5*	*GT-6*	*GT-6*	*GT-7*	*GT-7*	*GT-7*	*GT-7*	*GT-7*	*GT-7*	*GT-8*	*GT-8*
Sample Name:		*Water Quality*	*GT-5*	*GT-5*	*GT-5*	*GT-6*	*GT-6*	*GT-7*	*GT-7*	*GT-7*	*GT-7-NY*	*GT-7*	*GT-7*	*GT-8*	*GT-8*
Sample Date:		*Standards and*	*8/20/1987*	*9/8/1992*	*12/13/1994*	*8/4/1987*	*8/20/1987*	*8/4/1987*	*8/21/1987*	*9/9/1988*	*9/9/1988*	*9/8/1992*	*12/13/1994*	*8/4/1987*	*8/21/1987*
		Guidance Values													
Parameter	*Unit*														
Aroclor-1248 (PCB-1248)	µg/L	0.09 (d)	-	-	30 U	-	-	-	-	-	-	-	30 U	-	-
Aroclor-1254 (PCB-1254)	µg/L	0.09 (d)	-	-	30 U	-	-	-	-	-	-	-	30 U	-	-
Aroclor-1260 (PCB-1260)	µg/L	0.09 (d)	-	-	30 U	-	-	-	-	-	-	-	30 U	-	-
Total PCBs	µg/L	-	-	-	-	-	-	-	-	-	-	-	-	-	-
Pesticides															
4,4'-DDD	µg/L	0.3	-	-	20 U	-	-	-	-	-	-	-	20 U	-	-
4,4'-DDE	µg/L	0.2	-	-	20 U	-	-	-	-	-	-	-	20 U	-	-
4,4'-DDT	µg/L	0.2	-	-	20 U	-	-	-	-	-	-	-	20 U	-	-
Aldrin	µg/L	ND	-	-	-	-	-	-	-	-	-	-	-	-	-
alpha-BHC	µg/L	0.01	-	-	10 U	-	-	-	-	-	-	-	10 U	-	-
alpha-Chlordane	µg/L	-	-	-	-	-	-	-	-	-	-	-	-	-	-
beta-BHC	µg/L	0.04	-	-	-	-	-	-	-	-	-	-	-	-	-
delta-BHC	µg/L	0.04	-	-	10 U	-	-	-	-	-	-	-	10 U	-	-
Dieldrin	µg/L	0.004	-	-	10 U	-	-	-	-	-	-	-	10 U	-	-
Endosulfan I	µg/L	-	-	-	20 U	-	-	-	-	-	-	-	20 U	-	-
Endosulfan II	µg/L	-	-	-	20 U	-	-	-	-	-	-	-	20 U	-	-
Endosulfan sulfate	µg/L	-	-	-	20 U	-	-	-	-	-	-	-	20 U	-	-
Endrin	µg/L	ND	-	-	20 U	-	-	-	-	-	-	-	20 U	-	-
Endrin aldehyde	µg/L	5	-	-	20 U	-	-	-	-	-	-	-	20 U	-	-
Endrin ketone	µg/L	5	-	-	-	-	-	-	-	-	-	-	-	-	-
gamma-BHC (Lindane)	µg/L	0.05	-	-	-	-	-	-	-	-	-	-	-	-	-
gamma-Chlordane	µg/L	-	-	-	-	-	-	-	-	-	-	-	-	-	-
Heptachlor	µg/L	0.03	-	-	10 U	-	-	-	-	-	-	-	10 U	-	-
Heptachlor epoxide	µg/L	0.04	-	-	20 U	-	-	-	-	-	-	-	20 U	-	-
Methoxychlor	µg/L	35	-	-	5 U	-	-	-	-	-	-	-	5 U	-	-
Toxaphene	µg/L	0.06	-	-	-	-	-	-	-	-	-	-	-	-	-
General Chemistry															
Conductivity	µmhos/cm	-	-	-	-	-	-	-	-	-	-	-	-	-	-
Cyanide (total)	µg/L	200	-	1.5 B	-	-	-	-	-	-	-	1.3 B	-	-	-
pH (water)	s.u.	-	-	-	-	-	-	-	-	-	-	-	-	-	-
ORP, Field	millivolts	-	-	-	-	-	-	-	-	-	-	-	-	-	-
Sulfide	mg/L	50	-	-	-	-	-	-	-	-	-	-	-	-	-

ANALYTICAL RESULTS SUMMARY
HISTORICAL GROUNDWATER QUALITY DATA
VON ROLLS ISOLA USA, INC. FACILITY
SCHENECTADY, NEW YORK

Sample Location:		*NYSDEC*	*GT-8*	*GT-8*	*GT-8*	*GT-9*	*GT-9*	*GT-9*	*GT-9*	*GT-9*	*GT-9*	*GT-9*	*GT-10*	*GT-10*	*GT-11*
Sample Name:		*Water Quality*	*GT-8*	*GT-8-NY*	*GT-8*	*GT-9*	*GT-9*	*GT-9*	*GT-9-NY*	*GT-9*	*GT-9*	*GT-9*	*GT-10*	*GT-10*	*GT-11*
Sample Date:		*Standards and Guidance Values*	*9/9/1988*	*9/9/1988*	*9/8/1992*	*8/4/1987*	*8/21/1987*	*9/9/1988*	*9/9/1988*	*9/8/1992*	*9/1/1993*	*12/14/1994*	*2/18/1988*	*9/8/1992*	*2/18/1988*
Parameter	*Unit*														
Volatiles															
1,1,1,2-Tetrachloroethane	µg/L	5	-	-	-	-	-	-	-	-	-	20 U	-	-	-
1,1,1-Trichloroethane	µg/L	5	-	-	-	-	-	-	-	-	5 U	20 U	-	-	-
1,1,2,2-Tetrachloroethane	µg/L	5	-	-	-	-	-	-	-	-	5 U	20 U	-	-	-
1,1,2-Trichloroethane	µg/L	1	-	-	-	-	-	-	-	-	5 U	20 U	-	-	-
1,1-Dichloroethane	µg/L	5	-	-	-	-	-	-	-	-	5 U	20 U	-	-	-
1,1-Dichloroethene	µg/L	5	-	-	-	-	-	-	-	-	5 U	20 U	-	-	-
1,1-Dichloropropene	µg/L	5	-	-	-	-	-	-	-	-	-	20 U	-	-	-
1,2,3-Trichlorobenzene	µg/L	5	-	-	-	-	-	-	-	-	-	20 U	-	-	-
1,2,3-Trichloropropane	µg/L	0.04	-	-	-	-	-	-	-	-	-	20 U	-	-	-
1,2,4-Trichlorobenzene	µg/L	5	-	-	-	-	-	-	-	-	-	20 U	-	-	-
1,2,4-Trimethylbenzene	µg/L	5	-	-	-	-	-	-	-	-	-	1540[a]	-	-	-
1,2-Dibromo-3-chloropropane (DBCP)	µg/L	0.04	-	-	-	-	-	-	-	-	-	20 U	-	-	-
1,2-Dibromoethane (Ethylene Dibromide)	µg/L	0.0006	-	-	-	-	-	-	-	-	-	20 U	-	-	-
1,2-Dichlorobenzene	µg/L	3	-	-	-	-	-	-	-	-	-	20 U	-	-	-
1,2-Dichloroethane	µg/L	0.6	-	-	-	-	-	-	-	-	5 U	20 U	-	-	-
1,2-Dichloroethene (total)	µg/L	5	-	-	-	-	-	-	-	-	-	-	-	-	-
1,2-Dichloropropane	µg/L	1	-	-	-	-	-	-		-	5 U	20 U	-	-	-
1,3,5-Trimethylbenzene	µg/L	5	-	-	-	-	-	-	-	-	-	1690[a]	-	-	-
1,3-Dichlorobenzene	µg/L	3	-	-	-	-	-	-	-	-	-	20 U	-	-	-
1,3-Dichloropropane	µg/L	5	-	-	-	-	-	-	-	-	-	20 U	-	-	-
1,4-Dichlorobenzene	µg/L	3	-	-	-	-	-	-	-	-	-	20 U	-	-	
2,2-Dichloropropane	µg/L	5	-	-	-	-		-	-	-	-	20 U	-	-	-
2,4-Chlorotoluene	µg/L	5	-	-	-	-	-	-	-	-	-	20 U	-	-	-
2-Butanone	µg/L	50	-	-	-	-	-	-	-	-	10 U	-	-	-	-
2-Chloroethyl vinyl ether	µg/L	-	-	-	-	-	-	-	-	-	-	-	-	-	-
2-Chlorotoluene	µg/L	5	-	-	-	-	-	-	-	-	-	-	-	-	-
2-Hexanone	µg/L	50	-	-	-	-	-	-	-	-	10 U	-	-	-	-
2-Phenylbutane (sec-Butylbenzene)	µg/L	5	-	-	-	-	-	-	-	-	-	20 U	-	-	-
4-Chlorotoluene	µg/L	5	-	-	-	-	-	-	-	-	-	-	-	-	-
4-Methyl-2-pentanone	µg/L	-	-	-	-	-	-	-	-	-	10 U	-	-	-	-
Acetone	µg/L	50	-	-	-	-	-	-	-	-	10 U	-	-	-	-
Benzene	µg/L	1	-	-	-	-	-	141[a]	170[a]	-	5 U	20 U	-	-	-
Benzene, butyl	µg/L	-	-	-	-	-	-	-	-	-	-	20 U	-	-	-
Benzene, isopropyl	µg/L	5	-	-	-	-	-	-	-	-	-	146[a]	-	-	-
Benzene, tert-butyl	µg/L	5	-	-	-	-	-	-	-	-	-	-	-	-	-
Bromobenzene	µg/L	5	-	-	-	-	-	-	-	-	-	20 U	-	-	-
Bromodichloromethane	µg/L	50	-	-	-	-	-	-	-	-	5 U	20 U	-	-	-

ANALYTICAL RESULTS SUMMARY
HISTORICAL GROUNDWATER QUALITY DATA
VON ROLLS ISOLA USA, INC. FACILITY
SCHENECTADY, NEW YORK

Sample Location:		*NYSDEC*	*GT-8*	*GT-8*	*GT-8*	*GT-9*	*GT-9*	*GT-9*	*GT-9*	*GT-9*	*GT-9*	*GT-9*	*GT-10*	*GT-10*	*GT-11*
Sample Name:		*Water Quality*	*GT-8*	*GT-8-NY*	*GT-8*	*GT-9*	*GT-9*	*GT-9*	*GT-9-NY*	*GT-9*	*GT-9*	*GT-9*	*GT-10*	*GT-10*	*GT-11*
Sample Date:		*Standards and Guidance Values*	*9/9/1988*	*9/9/1988*	*9/8/1992*	*8/4/1987*	*8/21/1987*	*9/9/1988*	*9/9/1988*	*9/8/1992*	*9/1/1993*	*12/14/1994*	*2/18/1988*	*9/8/1992*	*2/18/1988*
Parameter	*Unit*														
Bromoform	µg/L	50	-	-	-	-	-	-	-	-	5 U	20 U	-	-	-
Bromomethane	µg/L	5	-	-	-	-	-	-	-	-	10 U	20 U	-	-	-
Carbon disulfide	µg/L	-	-	-	-	-	-	-	-	-	5 U	-	-	-	-
Carbon tetrachloride	µg/L	5	-	-	-	-	-	-	-	-	5 U	20 U	-	-	-
Chlorobenzene	µg/L	5	-	-	-	-	-	-	-	-	5 U	20 U	-	-	-
Chlorobromomethane	µg/L	5	-	-	-	-	-	-	-	-	-	20 U	-	-	-
Chloroethane	µg/L	5	-	-	-	-	-	-	-	-	10 U	50 U	-	-	-
Chloroform (Trichloromethane)	µg/L	7	-	-	-	-	-	-	-	-	5 U	50 U	-	-	-
Chloromethane	µg/L	-	-	-	-	-	-	-	-	-	10 U	100 U	-	-	-
cis-1,2-Dichloroethene	µg/L	5	-	-	-	-	-	-	-	-	5 U	20 U	-	-	-
cis-1,3-Dichloropropene	µg/L	0.4 (a)	-	-	-	-	-	-	-	-	5 U	-	-	-	-
Cymene	µg/L	-	-	-	-	-	-	-	-	-	-	20 U	-	-	-
Dibromochloromethane	µg/L	50	-	-	-	-	-	-	-	-	5 U	20 U	-	-	-
Dibromomethane	µg/L	5	-	-	-	-	-	-	-	-	-	20 U	-	-	-
Dichlorodifluoromethane (CFC-12)	µg/L	5	-	-	-	-	-	-	-	-	-	100 U	-	-	-
Ethylbenzene	µg/L	5	-	-	-	-	-	-	-	-	5 U	**23.3[a]**	-	-	-
Hexachlorobutadiene	µg/L	0.5	-	-	-	-	-	-	-	-	-	20 U	-	-	-
m&p-Xylene	µg/L	5	-	-	-	-	-	-	-	-	-	-	-	-	-
Methyl Tert Butyl Ether	µg/L	-	-	-	-	-	-	-	-	-	-	50 U	-	-	-
Methylene chloride	µg/L	5	-	-	-	-	-	-	-	-	5 U	100 U	-	-	-
Naphthalene	µg/L	10	-	-	-	-	-	-	-	-	-	20TBQ	-	-	-
n-Propylbenzene	µg/L	5	-	-	-	-	-	-	-	-	-	**225[a]**	-	-	-
o-Xylene	µg/L	5	-	-	-	-	-	-	-	-	-	-	-	-	-
Styrene	µg/L	5	-	-	-	-	-	-	-	-	5 U	20 U	-	-	-
Tetrachlorobenzene	µg/L	-	-	-	-	-	-	-	-	-	-	-	-	-	-
Tetrachloroethene	µg/L	5	-	-	-	-	-	-	-	-	5 U	20 U	-	-	-
Toluene	µg/L	5	-	-	-	-	-	-	-	-	5 U	20 U	-	-	-
Total VOCS	µg/L	-	ND	-	-	-	-	-	-	-	-	-	-	-	-
Total VOCS/SVOCS	µg/L	-	-	-	-	ND	ND	-	-	-	-	-	ND	-	ND
trans-1,2-Dichloroethene	µg/L	5	-	-	-	-	-	-	-	-	5 U	20 U	-	-	-
trans-1,3-Dichloropropene	µg/L	0.4 (a)	-	-	-	-	-	-	-	-	5 U	-	-	-	-
Trichlorobenzene	µg/L	-	-	-	-	-	-	-	-	-	-	-	-	-	-
Trichloroethene	µg/L	5	-	-	-	-	-	-	-	-	5 U	20 U	-	-	-
Trichlorofluoromethane	µg/L	5	-	-	-	-	-	-	-	-	-	20 U	-	-	-
Vinyl acetate	µg/L	-	-	-	-	-	-	-	-	-	10 U	-	-	-	-
Vinyl chloride	µg/L	2	-	-	-	-	-	-	-	-	10 U	100 U	-	-	-
Xylene (total)	µg/L	5 (b)	-	-	-	-	-	**93[a]**	**36[a]**	**6300[a]**	**150[a]**	**1040[a]**	-	-	-

ANALYTICAL RESULTS SUMMARY
HISTORICAL GROUNDWATER QUALITY DATA
VON ROLLS ISOLA USA, INC. FACILITY
SCHENECTADY, NEW YORK

Sample Location:		*NYSDEC*	*GT-8*	*GT-8*	*GT-8*	*GT-9*	*GT-9*	*GT-9*	*GT-9*	*GT-9*	*GT-9*	*GT-9*	*GT-10*	*GT-10*	*GT-11*
Sample Name:		*Water Quality*	*GT-8*	*GT-8-NY*	*GT-8*	*GT-9*	*GT-9*	*GT-9*	*GT-9-NY*	*GT-9*	*GT-9*	*GT-9*	*GT-10*	*GT-10*	*GT-11*
Sample Date:		*Standards and Guidance Values*	*9/9/1988*	*9/9/1988*	*9/8/1992*	*8/4/1987*	*8/21/1987*	*9/9/1988*	*9/9/1988*	*9/8/1992*	*9/1/1993*	*12/14/1994*	*2/18/1988*	*9/8/1992*	*2/18/1988*
Parameter	*Unit*														
Semi-Volatiles															
1,2,4,5-Tetrachlorobenzene	µg/L	5	-	-	-	-	-	-	-	-	-	2 U	-	-	-
1,2,4-Trichlorobenzene	µg/L	5	-	-	-	-	-	-	-	-	-	2 U	-	-	-
1,2-Dichlorobenzene	µg/L	3	-	-	-		-	-	-	-	-	2 U	-	-	-
1,2-Diphenylhydrazine	µg/L	-	-	-	-	-	-	-	-	-	-	2 U	-	-	-
1,3-Dichlorobenzene	µg/L	3	-	-	-	-	-	-	-	-	-	2 U	-	-	-
1,4-Dichlorobenzene	µg/L	3	-	-	-	-	-	-	-	-	-	2 U	-	-	-
1-Chloronaphthalene	µg/L	-	-	-	-	-	-	-	-	-	-	2 U	-	-	-
1-Naphthylamine	µg/L	-	-	-	-	-	-	-	-	-	-	5 U	-	-	-
2,2'-oxybis(1-Chloropropane)	µg/L	-	-	-	-	-	-	-	-	1500 E	-	10 U	-	-	-
2,3,4,6-Tetrachlorophenol	µg/L	-	-	-	-	-	-	-	-	-	-	20 U	-	-	-
2,4,5-Trichlorophenol	µg/L	1	-	-	-	-	-	-	-	-	5 U	10 U	-	-	-
2,4,6-Trichlorophenol	µg/L	1	-	-	-	-	-	-	-	-	5 U	10 U	-	-	-
2,4-Dichlorophenol	µg/L	5	-	-	-	-	-	-	-	-	5 U	5 U	-	-	-
2,4-Dimethylphenol	µg/L	1	-	-	-	-	-	-	-	-	5 U	5 U	-	-	-
2,4-Dinitrophenol	µg/L	1	-	-	-	-	-	-	-	-	25 U	-	-	-	-
2,4-Dinitrotoluene	µg/L	5	-	-	-	-	-	-	-	-	-	5 U	-	-	-
2,6-Dichlorophenol	µg/L	5	-	-	-	-	-	-	-	-	-	5 U	-	-	-
2,6-Dinitrotoluene	µg/L	5	-	-	-	-	-	-	-	-	-	5 U	-	-	-
2-Chloronaphthalene	µg/L	10	-	-	-	-	-	-	-	-	-	2 U	-	-	-
2-Chlorophenol	µg/L	1	-	-	-	-	-	-	-	-	5 U	5 U	-	-	-
2-Methyl naphthalene	µg/L	-	-	-	-	-	-	-	-	-	-	2 U	-	-	-
2-Methylphenol	µg/L	1	-	-	-	-	-	-	-	-	5 U	5 U	-	-	-
2-Naphthylamine	µg/L	-	-	-	-	-	-	-	-	-	-	5 U	-	-	-
2-Nitroaniline	µg/L	5	-	-	-	-	-	-	-	-	-	20 U	-	-	-
2-Nitrophenol	µg/L	1	-	-	-	-	-	-	-	-	5 U	10 U	-	-	-
2-Picoline	µg/L	-	-	-	-	-	-	-	-	-	-	10 U	-	-	-
3&4-Methylphenol	µg/L	-	-	-	-	-	-	-	-	-	-	5 U	-	-	-
3,3'-Dichlorobenzidine	µg/L	5	-	-	-	-	-	-	-	-	-	5 U	-	-	-
3-Methylcholanthrene	µg/L	-	-	-	-	-	-	-	-	-	-	5 U	-	-	-
3-Nitroaniline	µg/L	5	-	-	-	-	-	-	-	-	-	20 U	-	-	-
4,6-Dinitro-2-methylphenol	µg/L	1	-	-	-	-	-	-	-	-	-	50 U	-	-	-
4-Aminobiphenyl	µg/L	5	-	-	-	-	-	-	-	-	-	2 U	-	-	-
4-Bromophenyl phenyl ether	µg/L	-	-	-	-	-	-	-	-	-	-	2 U	-	-	-
4-Chloro-3-methylphenol	µg/L	1	-	-	-	-	-	-	-	-	10 U	10 U	-	-	-
4-Chloroaniline	µg/L	5	-	-	-	-	-	-	-	-	-	5 U	-	-	-
4-Chlorophenyl phenyl ether	µg/L	-	-	-	-	-	-	-	-	-	-	2 U	-	-	-
4-Dimethylaminoazobenzene	µg/L	-	-	-	-	-	-	-	-	-	-	5 U	-	-	-
4-Methyl-2,6-dinitrophenol	µg/L	-	-	-	-	-	-	-	-	-	25 U	-	-	-	-

ANALYTICAL RESULTS SUMMARY
HISTORICAL GROUNDWATER QUALITY DATA
VON ROLLS ISOLA USA, INC. FACILITY
SCHENECTADY, NEW YORK

Sample Location:		*NYSDEC*	*GT-8*	*GT-8*	*GT-8*	*GT-9*	*GT-9*	*GT-9*	*GT-9*	*GT-9*	*GT-9*	*GT-9*	*GT-10*	*GT-10*	*GT-11*
Sample Name:		*Water Quality*	*GT-8*	*GT-8-NY*	*GT-8*	*GT-9*	*GT-9*	*GT-9*	*GT-9-NY*	*GT-9*	*GT-9*	*GT-9*	*GT-10*	*GT-10*	*GT-11*
Sample Date:		*Standards and Guidance Values*	*9/9/1988*	*9/9/1988*	*9/8/1992*	*8/4/1987*	*8/21/1987*	*9/9/1988*	*9/9/1988*	*9/8/1992*	*9/1/1993*	*12/14/1994*	*2/18/1988*	*9/8/1992*	*2/18/1988*
Parameter	*Unit*														
4-Methylphenol	µg/L	1	-	-	-	-	-	-	-	-	5 U	-	-	-	-
4-Nitroaniline	µg/L	5	-	-	-	-	-	-	-	1300 E[a]	-	20 U	-	-	-
4-Nitrophenol	µg/L	1	-	-	-	-	-	-	-	-	25 U	-	-	-	-
7,12-Dimethylbenz(a)anthracene	µg/L	-	-	-	-	-	-	-	-	-	-	10 U	-	-	-
Acenaphthene	µg/L	20	-	-	-	-	-	-	-	-	-	2 U	-	-	-
Acenaphthylene	µg/L	-	-	-	-	-	-	-	-	-	-	2 U	-	-	-
Acetophenone	µg/L	-	-	-	-	-	-	-	-	-	-	2 U	-	-	-
Aldrin	µg/L	ND	-	-	-	-	-	-	-	-	-	10 U	-	-	-
Anthracene	µg/L	50	-	-	-	-	-	-	-	-	-	2 U	-	-	-
Benzidine	µg/L	5	-	-	-	-	-	-	-	-	-	10 U	-	-	-
Benzo(a)anthracene	µg/L	0.002	-	-	-	-	-	-	-	-	-	2 U	-	-	-
Benzo(a)pyrene	µg/L	ND	-	-	-	-	-	-	-	-	-	2 U	-	-	-
Benzo(b)fluoranthene	µg/L	0.002	-	-	-	-	-	-	-	-	-	-	-	-	-
Benzo(b)fluoranthene/Benzo(k)fluoranthene	µg/L	0.002	-	-	-	-	-	-	-	-	-	2 U	-	-	-
Benzo(g,h,i)perylene	µg/L	-	-	-	-	-	-	-	-	-	-	2 U	-	-	-
Benzo(k)fluoranthene	µg/L	0.002	-	-	-	-	-	-	-	-	-	-	-	-	-
Benzoic acid	µg/L	-	-	-	-	-	-	-	-	-	-	-	-	-	-
Benzyl Alcohol	µg/L	-	-	-	-	-	-	-	-	-	-	10 U	-	-	-
beta&gamma-BHC (sum of isomers)	µg/L	-	-	-	-	-	-	-	-	-	-	10 U	-	-	-
bis(2-Chloroethoxy)methane	µg/L	5	-	-	-	-	-	-	-	-	-	2 U	-	-	-
bis(2-Chloroethyl)ether	µg/L	1	-	-	-	-	-	-	-	-	-	2 U	-	-	-
bis(2-Ethylhexyl)phthalate	µg/L	5	-	-	420 D[a]	-	-	-	-	1 U D 26 U	-	10 U	-	-	-
Butyl benzylphthalate	µg/L	50	-	-	-	-	-	-	-	5	-	10 U	-	-	-
Carbazole	µg/L	-	-	-	-	-	-	-	-	-	-	-	-	-	-
Chlordane	µg/L	0.005	-	-	-	-	-	-	-	-	-	30 U	-	-	-
Chrysene	µg/L	0.002	-	-	-	-	-	-	-	-	-	2 U	-	-	-
Dibenz(a,h)anthracene	µg/L	-	-	-	-	-	-	-	-	-	-	2 U	-	-	-
Dibenz[a,j]acridine	µg/L	-	-	-	-	-	-	-	-	-	-	2 U	-	-	-
Dibenzofuran	µg/L	-	-	-	-	-	-	-	-	-	-	2 U	-	-	-
Diethyl phthalate	µg/L	50	-	-	-	-	-	-	-	-	-	10 U	-	-	-
Dimethyl phthalate	µg/L	50	-	-	-	-	-	-	-	-	-	10 U	-	-	-
Di-n-butylphthalate	µg/L	50	-	-	3 U	-	-	-	-	6 U	-	10 U	-	-	-
Di-n-octyl phthalate	µg/L	50	-	-	12 U	-	-	-	-	3 U	-	10 U	-	-	-
Ethyl methanesulfonate	µg/L	-	-	-	-	-	-	-	-	-	-	5 U	-	-	-
Fluoranthene	µg/L	50	-	-	-	-	-	-	-	0.5 J	-	2 U	-	-	-
Fluorene	µg/L	50	-	-	-	-	-	-	-	-	-	2 U	-	-	-
Hexachlorobenzene	µg/L	0.04	-	-	-	-	-	-	-	-	-	5 U	-	-	-
Hexachlorobutadiene	µg/L	0.5	-	-	-	-	-	-	-	-	-	5 U	-	-	-
Hexachlorocyclopentadiene	µg/L	5	-	-	-	-	-	-	-	-	-	20 U	-	-	-

ANALYTICAL RESULTS SUMMARY
HISTORICAL GROUNDWATER QUALITY DATA
VON ROLLS ISOLA USA, INC. FACILITY
SCHENECTADY, NEW YORK

Sample Location:		*NYSDEC*	*GT-8*	*GT-8*	*GT-8*	*GT-9*	*GT-9*	*GT-9*	*GT-9*	*GT-9*	*GT-9*	*GT-9*	*GT-10*	*GT-10*	*GT-11*
Sample Name:		*Water Quality*	*GT-8*	*GT-8-NY*	*GT-8*	*GT-9*	*GT-9*	*GT-9*	*GT-9-NY*	*GT-9*	*GT-9*	*GT-9*	*GT-10*	*GT-10*	*GT-11*
Sample Date:		*Standards and Guidance Values*	*9/9/1988*	*9/9/1988*	*9/8/1992*	*8/4/1987*	*8/21/1987*	*9/9/1988*	*9/9/1988*	*9/8/1992*	*9/1/1993*	*12/14/1994*	*2/18/1988*	*9/8/1992*	*2/18/1988*
Parameter	*Unit*														
Hexachloroethane	µg/L	5	-	-	-	-	-	-	-	-	-	5 U	-	-	-
Indeno(1,2,3-cd)pyrene	µg/L	0.002	-	-	-	-	-	-	-	-	-	2 U	-	-	-
Isophorone	µg/L	50	-	-	-	-	-	-	-	110[a]	-	2 U	-	-	-
Methyl methanesulfonate	µg/L	-	-	-	-	-	-	-	-	-	-	10 U	-	-	-
Naphthalene	µg/L	10	-	-	-	-	-	-	-	-	-	4.4	-	-	-
Nitrobenzene	µg/L	0.4	-	-	-	-	-	-	-	-	-	5 U	-	-	-
Nitrosodiphenylamine/Diphenylamine	µg/L	50	-	-	-	-	-	-	-	-	-	5 U	-	-	-
N-Nitrosodimethylamine	µg/L	50	-	-	-	-	-	-	-	-	-	10 U	-	-	-
N-Nitrosodi-N-butylamine	µg/L	-	-	-	-	-	-	-	-	-	-	5 U	-	-	-
N-Nitrosodi-n-propylamine	µg/L	-	-	-	-	-	-	-	-	5100 E	-	10 U	-	-	-
N-Nitrosodiphenylamine	µg/L	50	-	-	-	-	-	-	-	-	-	-	-	-	-
N-Nitrosopiperidine	µg/L	-	-	-	-	-	-	-	-	-	-	10 U	-	-	-
Pentachlorophenol	µg/L	1	-	-	-	-	-	-	-	-	25 U	50 U	-	-	-
Phenacetin	µg/L	-	-	-	-	-	-	-	-	-	-	5 U	-	-	-
Phenanthrene	µg/L	50	-	-	-	-	-	-	-	-	-	2 U	-	-	-
Phenol	µg/L	1	-	-	-	-	-	-	5[a]	-	5 U	5 U	-	-	-
Phthalic acid	µg/L	-	-	-	-	-	-	-	-	-	-	-	-	-	-
Pronamide	µg/L	-	-	-	-	-	-	-	-	-	-	5 U	-	-	-
Pyrene	µg/L	50	-	-	-	-	-	-	-	0.4 J	-	2 U	-	-	-
Pyridine	µg/L	50	-	-	-	-	-	-	-	-	-	10 U	-	-	-
Toxaphene	µg/L	0.06	-	-	-	-	-	-	-	-	-	20 U	-	-	-
Metals															
Aluminum	µg/L	-	-	-	24500	-	-	-	-	3310	-	-	-	490	-
Aluminum (Dissolved)	µg/L	-	-	-	29.3 B	-	-	-	-	-	-	-	-	-	-
Antimony	µg/L	3	-	-	-	-	-	-	-	-	-	-	-	-	-
Antimony (Dissolved)	µg/L	-	-	-	-	-	-	-	-	-	-	-	-	-	-
Arsenic	µg/L	25	-	-	9.3 J	-	-	-	-	2.2 J	-	-	-	-	-
Arsenic (Dissolved)	µg/L	-	-	-	-	-	-	-	-	-	-	-	-	-	-
Barium	µg/L	1000	-	1440[a]	230	-	-	-	-	88.2 B	-	-	-	42.5	-
Barium (Dissolved)	µg/L	-	-	-	28.5 B	-	-	-	-	59.3 B	-	-	-	-	-
Beryllium	µg/L	3	-	100[a]	1.6 B	-	-	-	4[a]	-	-	-	-	-	-
Beryllium (Dissolved)	µg/L	-	-	-	-	-	-	-	-	-	-	-	-	-	-
Cadmium	µg/L	5	-	-	-	-	-	-	-	-	-	-	-	2.5	-
Cadmium (Dissolved)	µg/L	-	-	-	-	-	-	-	-	-	-	-	-	-	-
Calcium	µg/L	-	-	-	190000	-	-	-	-	152000	-	-	-	109000	-
Calcium (Dissolved)	µg/L	-	-	-	82400	-	-	-	-	142000	-	-	-	-	-

ANALYTICAL RESULTS SUMMARY
HISTORICAL GROUNDWATER QUALITY DATA
VON ROLLS ISOLA USA, INC. FACILITY
SCHENECTADY, NEW YORK

Sample Location:		*NYSDEC*	*GT-8*	*GT-8*	*GT-8*	*GT-9*	*GT-9*	*GT-9*	*GT-9*	*GT-9*	*GT-9*	*GT-9*	*GT-10*	*GT-10*	*GT-11*
Sample Name:		*Water Quality*	*GT-8*	*GT-8-NY*	*GT-8*	*GT-9*	*GT-9*	*GT-9*	*GT-9-NY*	*GT-9*	*GT-9*	*GT-9*	*GT-10*	*GT-10*	*GT-11*
Sample Date:		*Standards and Guidance Values*	*9/9/1988*	*9/9/1988*	*9/8/1992*	*8/4/1987*	*8/21/1987*	*9/9/1988*	*9/9/1988*	*9/8/1992*	*9/1/1993*	*12/14/1994*	*2/18/1988*	*9/8/1992*	*2/18/1988*
Parameter	*Unit*														
Chromium	µg/L	50	-	177[a]	30.7	-	-	-	-	5.7 B	-	-	-	4.2	-
Chromium (Dissolved)	µg/L	-	-	-	-	-	-	-	-	-	-	-	-	-	-
Cobalt	µg/L	-	-	-	28 B	-	-	-	-	-	-	-	-	-	-
Cobalt (Dissolved)	µg/L	-	-	-	-	-	-	-	-	-	-	-	-	-	-
Copper	µg/L	200	-	-	65.1	-	-	-	-	11.2 B	-	-	-	7	-
Copper (Dissolved)	µg/L	-	-	-	-	-	-	-	-	3.9 B	-	-	-	-	-
Iron	µg/L	300	-	-	57800 J[a]	-	-	-	-	6980 J[a]	-	-	-	1210[a]	-
Iron (Dissolved)	µg/L	-	-	-	65.2 J	-	-	-	-	-	-	-	-	-	-
Lead	µg/L	25	-	447[a]	30.9[a]	-	-	-	57[a]	6.6	-	-	-	2.9	-
Lead (Dissolved)	µg/L	-	-	-	1 B	-	-	-	-	-	-	-	-	-	-
Magnesium	µg/L	35000	-	-	25900	-	-	-	-	18800	-	-	-	11200	-
Magnesium (Dissolved)	µg/L	-	-	-	8770	-	-	-	-	16600	-	-	-	-	-
Manganese	µg/L	300	-	-	1740[a]	-	-	-	-	1280[a]	-	-	-	67.9	-
Manganese (Dissolved)	µg/L	-	-	-	3 B	-	-	-	-	868	-	-	-	-	-
Mercury	µg/L	0.7	-	-	-	-	-	-	-	-	-	-	-	-	-
Mercury (Dissolved)	µg/L	-	-	-	-	-	-	-	-	-	-	-	-	-	-
Nickel	µg/L	100	-	-	53.6	-	-	-	-	-	-	-	-	-	-
Nickel (Dissolved)	µg/L	-	-	-	-	-	-	-	-	-	-	-	-	-	-
Potassium	µg/L	-	-	-	5160	-	-	-	-	1730 B	-	-	-	1040	-
Potassium (Dissolved)	µg/L	-	-	-	1060 B	-	-	-	-	670 B	-	-	-	-	-
Selenium	µg/L	10	-	-	-	-	-	-	-	-	-	-	-	-	-
Selenium (Dissolved)	µg/L	-	-	-	-	-	-	-	-	-	-	-	-	-	-
Silver	µg/L	50	-	-	-	-	-	-	-	-	-	-	-	-	-
Silver (Dissolved)	µg/L	-	-	-	-	-	-	-	-	-	-	-	-	-	-
Sodium	µg/L	20000	-	-	4740 B	-	-	-	-	8660	-	-	-	10100	-
Sodium (Dissolved)	µg/L	-	-	-	3880 B	-	-	-	-	8700	-	-	-	-	-
Thallium	µg/L	0.5	-	-	-	-	-	-	-	-	-	-	-	-	-
Thallium (Dissolved)	µg/L	-	-	-	-	-	-	-	-	-	-	-	-	-	-
Vanadium	µg/L	-	-	-	55.2	-	-	-	-	8.1 B	-	-	-	17.2	-
Vanadium (Dissolved)	µg/L	-	-	-	-	-	-	-	-	-	-	-	-	-	-
Zinc	µg/L	2000	-	-	186	-	-	-	-	76.5 J	-	-	-	-	-
Zinc (Dissolved)	µg/L	-	-	-	6.1 J	-	-	-	-	23.5 J	-	-	-	-	-
PCBs															
Aroclor-1016 (PCB-1016)	µg/L	0.09 (d)	-	-	-	-	-	-	-	-	-	30 U	-	-	-
Aroclor-1221 (PCB-1221)	µg/L	0.09 (d)	-	-	-	-	-	-	-	-	-	30 U	-	-	-
Aroclor-1232 (PCB-1232)	µg/L	0.09 (d)	-	-	-	-	-	-	-	-	-	30 U	-	-	-
Aroclor-1242 (PCB-1242)	µg/L	0.09 (d)	-	-	-	-	-	-	-	-	-	30 U	-	-	-

ANALYTICAL RESULTS SUMMARY
HISTORICAL GROUNDWATER QUALITY DATA
VON ROLLS ISOLA USA, INC. FACILITY
SCHENECTADY, NEW YORK

Sample Location:		*NYSDEC*	*GT-8*	*GT-8*	*GT-8*	*GT-9*	*GT-9*	*GT-9*	*GT-9*	*GT-9*	*GT-9*	*GT-9*	*GT-10*	*GT-10*	*GT-11*
Sample Name:		*Water Quality*	*GT-8*	*GT-8-NY*	*GT-8*	*GT-9*	*GT-9*	*GT-9*	*GT-9-NY*	*GT-9*	*GT-9*	*GT-9*	*GT-10*	*GT-10*	*GT-11*
Sample Date:		*Standards and Guidance Values*	*9/9/1988*	*9/9/1988*	*9/8/1992*	*8/4/1987*	*8/21/1987*	*9/9/1988*	*9/9/1988*	*9/8/1992*	*9/1/1993*	*12/14/1994*	*2/18/1988*	*9/8/1992*	*2/18/1988*
Parameter	*Unit*														
Aroclor-1248 (PCB-1248)	µg/L	0.09 (d)	-	-	-	-	-	-	-	-	-	30 U	-	-	-
Aroclor-1254 (PCB-1254)	µg/L	0.09 (d)	-	-	-	-	-	-	-	-	-	30 U	-	-	-
Aroclor-1260 (PCB-1260)	µg/L	0.09 (d)	-	-	-	-	-	-	-	-	-	30 U	-	-	-
Total PCBs	µg/L	-	-	-	-	-	-	-	3	-	-	-	-	-	-
Pesticides															
4,4' DDD	µg/L	0.3	-	-	-	-	-	-	-	-	-	20 U	-	-	-
4,4'-DDE	µg/L	0.2	-	-	-	-	-	-	-	-	-	20 U	-	-	-
4,4'-DDT	µg/L	0.2	-	-	-	-	-	-	-	-	-	20 U	-	-	-
Aldrin	µg/L	ND	-	-	-	-	-	-	-	-	-	-	-	-	-
alpha-BHC	µg/L	0.01	-	-	-	-	-	-	-	-	-	10 U	-	-	-
alpha-Chlordane	µg/L	-	-	-	-	-	-	-	-	-	-	-	-	-	-
beta-BHC	µg/L	0.04	-	-	-	-	-	-	-	-	-	-	-	-	-
delta-BHC	µg/L	0.04	-	-	-	-	-	-	-	-	-	10 U	-	-	-
Dieldrin	µg/L	0.004	-	-	-	-	-	-	-	-	-	10 U	-	-	-
Endosulfan I	µg/L	-	-	-	-	-	-	-	-	-	-	20 U	-	-	-
Endosulfan II	µg/L	-	-	-	-	-	-	-	-	-	-	20 U	-	-	-
Endosulfan sulfate	µg/L	-	-	-	-	-	-	-	-	-	-	20 U	-	-	-
Endrin	µg/L	ND	-	-	-	-	-	-	-	-	-	20 U	-	-	-
Endrin aldehyde	µg/L	5	-	-	-	-	-	-	-	-	-	20 U			
Endrin ketone	µg/L	5	-	-	-	-	-	-	-	-	-	-	-	-	-
gamma-BHC (Lindane)	µg/L	0.05	-	-	-	-	-	-	-	-	-	-	-	-	-
gamma-Chlordane	µg/L	-	-	-	-	-	-	-	-	-	-	-	-	-	-
Heptachlor	µg/L	0.03	-	-	-	-	-	-	-	-	-	10 U	-	-	-
Heptachlor epoxide	µg/L	0.04						-	-	-	-	20 U	-	-	-
Methoxychlor	µg/L	35	-	-	-	-	-	-	-	-	-	5 U	-	-	-
Toxaphene	µg/L	0.06	-	-	-	-	-	-	-	-	-	-	-	-	-
General Chemistry															
Conductivity	µmhos/cm	-	-	-	-	-	-	-	-	-	-	-	-	-	-
Cyanide (total)	µg/L	200	-	-	-	-	-	-	-	19.6	-	-	-	41.2	-
pH (water)	s.u.	-	-	-	-	-	-	-	-	-	-	-	-	-	-
ORP, Field	millivolts	-	-	-	-	-	-	-	-	-	-	-	-	-	-
Sulfide	mg/L	50	-	-	-	-	-	-	-	-	-	-	-	-	-

ANALYTICAL RESULTS SUMMARY
HISTORICAL GROUNDWATER QUALITY DATA
VON ROLLS ISOLA USA, INC. FACILITY
SCHENECTADY, NEW YORK

Sample Location:		*NYSDEC*	*GT-11*	*GT-11*	*GT-12*	*GT-12*	*GT-13*	*GT-13*	*GT-13*	*GT-14*	*GT-15*	*GT-15*	*GT-16*	*GT-16*
Sample Name:		*Water Quality*	*GT-11*	*GT-11-NY*	*GT-12*	*GT-12*	*GT-13*	*GT-13*	*GT-13*	*GT-14*	*GT-15*	*GT-18*	*GT-16*	*GT-17*
Sample Date:		*Standards and*	*9/9/1988*	*9/9/1988*	*2/18/1988*	*9/8/1992*	*9/8/1992*	*9/2/1993*	*12/13/1994*	*9/8/1992*	*9/8/1992*	*9/8/1992*	*9/8/1992*	*9/8/1992*
		Guidance Values										*Duplicate*		*Duplicate*
Parameter	*Unit*													
Volatiles														
1,1,1,2-Tetrachloroethane	µg/L	5	-	-	-	-	-	-	20 U	-	-	-	-	-
1,1,1-Trichloroethane	µg/L	5	-	-	-	-	-	5 U	20 U	-	-	-	-	-
1,1,2,2-Tetrachloroethane	µg/L	5	-	-	-	-	-	5 U	20 U	-	-	-	-	-
1,1,2-Trichloroethane	µg/L	1	-	-	-	-	-	5 U	20 U	-	-	-	-	-
1,1-Dichloroethane	µg/L	5	-	-	-	-	-	5 U	20 U	-	-	-	-	-
1,1-Dichloroethene	µg/L	5	-	-	-	-	-	5 U	20 U	-	-	-	-	-
1,1-Dichloropropene	µg/L	5	-	-	-	-	-	-	20 U	-	-	-	-	-
1,2,3-Trichlorobenzene	µg/L	5	-	-	-	-	-	-	20 U	-	-	-	-	-
1,2,3-Trichloropropane	µg/L	0.04	-	-	-	-	-	-	20 U	-	-	-	-	-
1,2,4-Trichlorobenzene	µg/L	5	-	-	-	-	-	-	20 U	-	-	-	-	-
1,2,4-Trimethylbenzene	µg/L	5	-	-	-	-	-	-	**2590[a]**	-	-	-	-	-
1,2-Dibromo-3-chloropropane (DBCP)	µg/L	0.04	-	-	-	-	-	-	20 U	-	-	-	-	-
1,2-Dibromoethane (Ethylene Dibromide)	µg/L	0.0006	-	-	-	-	-	-	20 U	-	-	-	-	-
1,2-Dichlorobenzene	µg/L	3	-	-	-	-	-	-	20 U	-	-	-	-	-
1,2-Dichloroethane	µg/L	0.6	-	-	-	-	-	5 U	20 U	-	-	-	-	-
1,2-Dichloroethene (total)	µg/L	5	-	-	-	-	-	-	-	-	-	-	-	-
1,2-Dichloropropane	µg/L	1	-	-	-	-	-	5 U	20 U	-	-	-	-	-
1,3,5-Trimethylbenzene	µg/L	5	-	-	-	-	-	-	**2880[a]**	-	-	-	-	-
1,3-Dichlorobenzene	µg/L	3	-	-	-	-	-	-	20 U	-	-	-	-	-
1,3-Dichloropropane	µg/L	5	-	-	-	-	-	-	20 U	-	-	-	-	-
1,4-Dichlorobenzene	µg/L	3	-	-	-	-	-	-	20 U	-	-	-	-	-
2,2-Dichloropropane	µg/L	5	-	-	-	-	-	-	20 U	-	-	-	-	-
2,4-Chlorotoluene	µg/L	5	-	-	-	-	-	-	20 U	-	-	-	-	-
2-Butanone	µg/L	50	-	-	-	-	-	10 U	-	-	-	-	-	-
2-Chloroethyl vinyl ether	µg/L	-	-	-	-	-	-	-	-	-	-	-	-	-
2-Chlorotoluene	µg/L	5	-	-	-	-	-	-	-	-	-	-	-	-
2-Hexanone	µg/L	50	-	-	-	-	-	10 U	-	-	-	-	-	-
2-Phenylbutane (sec-Butylbenzene)	µg/L	5	-	-	-	-	-	-	20 U	-	-	-	-	-
4-Chlorotoluene	µg/L	5	-	-	-	-	-	-	-	-	-	-	-	-
4-Methyl-2-pentanone	µg/L	-	-	-	-	-	-	10 U	-	-	-	-	-	-
Acetone	µg/L	50	-	-	-	-	-	10 U	-	-	-	-	-	-
Benzene	µg/L	1	-	-	-	-	-	5 U	20 U	-	-	-	-	-
Benzene, butyl	µg/L	-	-	-	-	-	-	-	20 U	-	-	-	-	-
Benzene, isopropyl	µg/L	5	-	-	-	-	-	-	**29.9[a]**	-	-	-	-	-
Benzene, tert-butyl	µg/L	5	-	-	-	-	-	-	-	-	-	-	-	-
Bromobenzene	µg/L	5	-	-	-	-	-	-	20 U	-	-	-	-	-
Bromodichloromethane	µg/L	50	-	-	-	-	-	5 U	20 U	-	-	-	-	-

ANALYTICAL RESULTS SUMMARY
HISTORICAL GROUNDWATER QUALITY DATA
VON ROLLS ISOLA USA, INC. FACILITY
SCHENECTADY, NEW YORK

Sample Location:		*NYSDEC*	*GT-11*	*GT-11*	*GT-12*	*GT-12*	*GT-13*	*GT-13*	*GT-13*	*GT-14*	*GT-15*	*GT-15*	*GT-16*	*GT-16*
Sample Name:		*Water Quality*	*GT-11*	*GT-11-NY*	*GT-12*	*GT-12*	*GT-13*	*GT-13*	*GT-13*	*GT-14*	*GT-15*	*GT-18*	*GT-16*	*GT-17*
Sample Date:		*Standards and*	*9/9/1988*	*9/9/1988*	*2/18/1988*	*9/8/1992*	*9/8/1992*	*9/2/1993*	*12/13/1994*	*9/8/1992*	*9/8/1992*	*9/8/1992*	*9/8/1992*	*9/8/1992*
		Guidance Values										*Duplicate*		*Duplicate*
Parameter	*Unit*													
Bromoform	µg/L	50	-	-	-	-	-	5 U	20 U	-	-	-	-	-
Bromomethane	µg/L	5	-	-	-	-	-	10 U	20 U	-	-	-	-	-
Carbon disulfide	µg/L	-	-	-	-	-	-	5 U	-	-	-	-	-	-
Carbon tetrachloride	µg/L	5	-	-	-	-	-	5 U	20 U	-	-	-	2 J	2 J
Chlorobenzene	µg/L	5	-	-	-	-	-	5 U	20 U	-	-	-	-	-
Chlorobromomethane	µg/L	5	-	-	-	-	-	-	20 U	-	-	-	-	-
Chloroethane	µg/L	5	-	-	-	-	-	10 U	50 U	-	-	-	-	-
Chloroform (Trichloromethane)	µg/L	7	-	-	-	-	-	5 U	50 U	-	2 J	2 J	2 J	3 J
Chloromethane	µg/L	-	-	-	-	-	-	10 U	100 U	-	-	-	-	-
cis-1,2-Dichloroethene	µg/L	5	-	-	-	-	-	5 U	20 U	-	-	-	-	-
cis-1,3-Dichloropropene	µg/L	0.4 (a)	-	-	-	-	-	5 U	-	-	-	-	-	-
Cymene	µg/L	-	-	-	-	-	-	-	48.4	-	-	-	-	-
Dibromochloromethane	µg/L	50	-	-	-	-	-	5 U	20 U	-	-	-	-	-
Dibromomethane	µg/L	5	-	-	-	-	-	-	20 U	-	-	-	-	-
Dichlorodifluoromethane (CFC-12)	µg/L	5	-	-	-	-	-	-	100 U	-	-	-	-	-
Ethylbenzene	µg/L	5	-	-	-	-	-	5 U	20 U	-	-	-	-	-
Hexachlorobutadiene	µg/L	0.5	-	-	-	-	-	-	20 U	-	-	-	-	-
m&p-Xylene	µg/L	5	-	-	-	-	-	-	-	-	-	-	-	-
Methyl Tert Butyl Ether	µg/L	-	-	-	-	-	-	-	50 U	-	-	-	-	-
Methylene chloride	µg/L	5	-	-	-	-	-	5 U	100 U	-	-	-	-	-
Naphthalene	µg/L	10	-	-	-	-	-	-	20TBQ	-	-	-	-	-
n-Propylbenzene	µg/L	5	-	-	-	-	-	-	37.7[a]	-	-	-	-	-
o-Xylene	µg/L	5	-	-	-	-	-	-	-	-	-	-	-	-
Styrene	µg/L	5	-	-	-	-	-	5 U	20 U	-	-	-	-	-
Tetrachlorobenzene	µg/L	-	-	-	-	-	-	-	-	-	-	-	-	-
Tetrachloroethene	µg/L	5	-	-	-	5 J	-	5 U	20 U	-	-	-	-	-
Toluene	µg/L	5	-	-	-	-	-	5 U	20 U	-	-	-	-	-
Total VOCS	µg/L	-	ND	-	-	-	-	-	-	-	-	-	-	-
Total VOCS/SVOCS	µg/L	-	-	-	-	-	-	-	-	-	-	-	-	-
trans-1,2-Dichloroethene	µg/L	5	-	-	-	-	-	5 U	20 U	-	-	-	-	-
trans-1,3-Dichloropropene	µg/L	0.4 (a)	-	-	-	-	-	5 U	-	-	-	-	-	-
Trichlorobenzene	µg/L	-	-	-	1	-	-	-	-	-	-	-	-	-
Trichloroethene	µg/L	5	-	-	-	-	-	5 U	20 U	-	9 J[a]	4 J	26[a]	28[a]
Trichlorofluoromethane	µg/L	5	-	-	-	-	-	-	20 U	-	-	-	-	-
Vinyl acetate	µg/L	-	-	-	-	-	-	10 U	-	-	-	-	-	-
Vinyl chloride	µg/L	2	-	-	-	-	-	10 U	100 U	-	-	-	-	-
Xylene (total)	µg/L	5 (b)	-	-	-	-	620[a]	170[a]	115[a]	-	-	-	-	-

ANALYTICAL RESULTS SUMMARY
HISTORICAL GROUNDWATER QUALITY DATA
VON ROLLS ISOLA USA, INC. FACILITY
SCHENECTADY, NEW YORK

Sample Location:		*NYSDEC*	*GT-11*	*GT-11*	*GT-12*	*GT-12*	*GT-13*	*GT-13*	*GT-13*	*GT-14*	*GT-15*	*GT-15*	*GT-16*	*GT-16*
Sample Name:		*Water Quality*	*GT-11*	*GT-11-NY*	*GT-12*	*GT-12*	*GT-13*	*GT-13*	*GT-13*	*GT-14*	*GT-15*	*GT-18*	*GT-16*	*GT-17*
Sample Date:		*Standards and*	*9/9/1988*	*9/9/1988*	*2/18/1988*	*9/8/1992*	*9/8/1992*	*9/2/1993*	*12/13/1994*	*9/8/1992*	*9/8/1992*	*9/8/1992*	*9/8/1992*	*9/8/1992*
		Guidance Values										*Duplicate*		*Duplicate*
Parameter	*Unit*													
Semi-Volatiles														
1,2,4,5-Tetrachlorobenzene	µg/L	5	-	-	-	-	-	-	2 U	-	-	-	-	-
1,2,4-Trichlorobenzene	µg/L	5	-	-	-	-	-	-	2 U	-	-	-	-	-
1,2-Dichlorobenzene	µg/L	3	-	-	-	-	-	-	2 U	-	-	-	-	-
1,2-Diphenylhydrazine	µg/L	-	-	-	-	-	-	-	2 U	-	-	-	-	-
1,3-Dichlorobenzene	µg/L	3	-	-	-	-	-	-	2 U	-	-	-	-	-
1,4-Dichlorobenzene	µg/L	3	-	-	-	-	-	-	2 U	-	-	-	-	-
1-Chloronaphthalene	µg/L	-	-	-	-	-	-	-	2 U	-	-	-	-	-
1-Naphthylamine	µg/L	-	-	-	-	-	-	-	5 U	-	-	-	-	-
2,2'-oxybis(1-Chloropropane)	µg/L	-	-	-	-	-	-	-	10 U	-	-	-	-	-
2,3,4,6-Tetrachlorophenol	µg/L	-	-	-	-	-	-	-	20 U	-	-	-	-	-
2,4,5-Trichlorophenol	µg/L	1	-	-	-	-	-	5 U	10 U	-	-	-	-	-
2,4,6-Trichlorophenol	µg/L	1	-	-	-	-	-	5 U	10 U	-	-	-	-	-
2,4-Dichlorophenol	µg/L	5	-	-	-	-	-	5 U	5 U	-	-	-	-	-
2,4-Dimethylphenol	µg/L	1	-	-	-	-	2 J[a]	5 U	5 U	-	-	-	-	-
2,4-Dinitrophenol	µg/L	1	-	-	-	-	-	25 U	-	-	-	-	-	-
2,4-Dinitrotoluene	µg/L	5	-	-	-	-	-	-	5 U	-	-	-	-	-
2,6-Dichlorophenol	µg/L	5	-	-	-	-	-	-	5 U	-	-	-	-	-
2,6-Dinitrotoluene	µg/L	5	-	-	-	-	-	-	5 U	-	-	-	-	-
2-Chloronaphthalene	µg/L	10	-	-	-	-	-	-	2 U	-	-	-	-	-
2-Chlorophenol	µg/L	1	-	-	-	-	-	5 U	5 U	-	-	-	-	-
2-Methyl naphthalene	µg/L	-	-	-	-	-	-	-	2 U	-	-	-	-	-
2-Methylphenol	µg/L	1	-	-	-	-	-	5 U	5 U	-	-	-	-	-
2-Naphthylamine	µg/L	-	-	-	-	-	-	-	5 U	-	-	-	-	-
2-Nitroaniline	µg/L	5	-	-	-	-	-	-	20 U	-	-	-	-	-
2-Nitrophenol	µg/L	1	-	-	-	-	-	5 U	10 U	-	-	-	-	-
2-Picoline	µg/L	-	-	-	-	-	-	-	10 U	-	-	-	-	-
3&4-Methylphenol	µg/L	-	-	-	-	-	-	-	5 U	-	-	-	-	-
3,3'-Dichlorobenzidine	µg/L	5	-	-	-	-	-	-	5 U	-	-	-	-	-
3-Methylcholanthrene	µg/L	-	-	-	-	-	-	-	5 U	-	-	-	-	-
3-Nitroaniline	µg/L	5	-	-	-	-	-	-	20 U	-	-	-	-	-
4,6-Dinitro-2-methylphenol	µg/L	1	-	-	-	-	-	-	50 U	-	-	-	-	-
4-Aminobiphenyl	µg/L	5	-	-	-	-	-	-	2 U	-	-	-	-	-
4-Bromophenyl phenyl ether	µg/L	-	-	-	-	-	-	-	2 U	-	-	-	-	-
4-Chloro-3-methylphenol	µg/L	1	-	-	-	-	-	10 U	10 U	-	-	-	-	-
4-Chloroaniline	µg/L	5	-	-	-	-	-	-	5 U	-	-	-	-	-
4-Chlorophenyl phenyl ether	µg/L	-	-	-	-	-	-	-	2 U	-	-	-	-	-
4-Dimethylaminoazobenzene	µg/L	-	-	-	-	-	-	-	5 U	-	-	-	-	-
4-Methyl-2,6-dinitrophenol	µg/L	-	-	-	-	-	-	25 U	-	-	-	-	-	-

ANALYTICAL RESULTS SUMMARY
HISTORICAL GROUNDWATER QUALITY DATA
VON ROLLS ISOLA USA, INC. FACILITY
SCHENECTADY, NEW YORK

Sample Location:		*NYSDEC*	*GT-11*	*GT-11*	*GT-12*	*GT-12*	*GT-13*	*GT-13*	*GT-13*	*GT-14*	*GT-15*	*GT-15*	*GT-16*	*GT-16*
Sample Name:		*Water Quality*	*GT-11*	*GT-11-NY*	*GT-12*	*GT-12*	*GT-13*	*GT-13*	*GT-13*	*GT-14*	*GT-15*	*GT-18*	*GT-16*	*GT-17*
Sample Date:		*Standards and*	*9/9/1988*	*9/9/1988*	*2/18/1988*	*9/8/1992*	*9/8/1992*	*9/2/1993*	*12/13/1994*	*9/8/1992*	*9/8/1992*	*9/8/1992*	*9/8/1992*	*9/8/1992*
		Guidance Values										*Duplicate*		*Duplicate*
Parameter	*Unit*													
4-Methylphenol	µg/L	1	-	-	-	-	-	5 U	-	-	-	-	-	-
4-Nitroaniline	µg/L	5	-	-	-	-	-	-	20 U	-	-	-	-	-
4-Nitrophenol	µg/L	1	-	-	-	-	-	25 U	-	-	-	-	-	-
7,12-Dimethylbenz(a)anthracene	µg/L	-	-	-	-	-	-	-	10 U	-	-	-	-	-
Acenaphthene	µg/L	20	-	-	-	-	-	-	2 U	-	-		-	-
Acenaphthylene	µg/L	-	-	-	-	-	-	-	2 U	-	-	-	-	-
Acetophenone	µg/L	-	-	-	-	-	-	-	2 U	-	-	-	-	-
Aldrin	µg/L	ND	-	-	-	-	-	-	10 U	-	-	-	-	-
Anthracene	µg/L	50	-	-	-	-	-	-	2 U	-	-	-	-	-
Benzidine	µg/L	5	-	-	-	-	-	-	10 U	-	-	-	-	-
Benzo(a)anthracene	µg/L	0.002	-	-	-	-	-	-	2 U	-	-	-	-	-
Benzo(a)pyrene	µg/L	ND	-	-	-	-	-	-	2 U	-	-	-	-	-
Benzo(b)fluoranthene	µg/L	0.002	-	-	-	-	-	-	-	-	-	-	-	-
Benzo(b)fluoranthene/Benzo(k)fluoranthene	µg/L	0.002	-	-	-	-	-	-	2 U	-	-	-	-	-
Benzo(g,h,i)perylene	µg/L	-	-	-	-	-	-	-	2 U	-	-	-	-	-
Benzo(k)fluoranthene	µg/L	0.002	-	-	-	-	-	-	-	-	-	-	-	-
Benzoic acid	µg/L	-	-	-	-	-	-	-	-	-	-	-	-	-
Benzyl Alcohol	µg/L	-	-	-	-	3 U	-	-	10 U	-	-	-	-	-
beta&gamma-BHC (sum of isomers)	µg/L	-	-	-	-	-	-	-	10 U	-	-	-	-	-
bis(2-Chloroethoxy)methane	µg/L	5	-	-	-	-	-	-	2 U	-	-	-	-	-
bis(2-Chloroethyl)ether	µg/L	1	-	-	-	-	-	-	2 U	-	-	-	-	-
bis(2-Ethylhexyl)phthalate	µg/L	5	-	-	-	7 U	1 U	-	10 U	3 U	6 U	3 U	3 U	10 U
Butyl benzylphthalate	µg/L	50	-	-	-	1 J	-	-	10 U	-	2 U	1 J		7 J
Carbazole	µg/L	-	-	-	-	-	-	-	-	-	-	-	-	-
Chlordane	µg/L	0.005	-	-	-	-	-	-	30 U	-	-	-	-	-
Chrysene	µg/L	0.002	-	-	-	-	-	-	2 U	-	-	-	-	-
Dibenz(a,h)anthracene	µg/L	-	-	-	-	-	-	-	2 U	-	-	-	-	-
Dibenz[a,j]acridine	µg/L	-	-	-	-	-	-	-	2 U	-	-	-	-	-
Dibenzofuran	µg/L	-	-	-	-	-	-	-	2 U	-	-	-	-	-
Diethyl phthalate	µg/L	50	-	-	-	2 U	-	-	10 U	-	-	-	-	-
Dimethyl phthalate	µg/L	50	-	-	-	-	-	-	10 U	-	-	-	-	-
Di-n-butylphthalate	µg/L	50	-	-	-	10 U	6 U	-	10 U	-	2 U	2 U	-	-
Di-n-octyl phthalate	µg/L	50	-	-	-	7 U	-	-	10 U	-	2 U	-	-	3 U
Ethyl methanesulfonate	µg/L	-	-	-	-	-	-	-	5 U	-	-	-	-	-
Fluoranthene	µg/L	50	-	-	-	-	-	-	2 U	-	-	-	-	-
Fluorene	µg/L	50	-	-	-	-	-	-	2 U	-	-	-	-	-
Hexachlorobenzene	µg/L	0.04	-	-	-	-	-	-	5 U	-	-	-	-	-
Hexachlorobutadiene	µg/L	0.5	-	-	-	-	-	-	5 U	-	-	-	-	-
Hexachlorocyclopentadiene	µg/L	5	-	-	-	-	-	-	20 U	-	-	-	-	-

ANALYTICAL RESULTS SUMMARY
HISTORICAL GROUNDWATER QUALITY DATA
VON ROLLS ISOLA USA, INC. FACILITY
SCHENECTADY, NEW YORK

Sample Location:		*NYSDEC*	*GT-11*	*GT-11*	*GT-12*	*GT-12*	*GT-13*	*GT-13*	*GT-13*	*GT-14*	*GT-15*	*GT-15*	*GT-16*	*GT-16*
Sample Name:		*Water Quality*	*GT-11*	*GT-11-NY*	*GT-12*	*GT-12*	*GT-13*	*GT-13*	*GT-13*	*GT-14*	*GT-15*	*GT-18*	*GT-16*	*GT-17*
Sample Date:		*Standards and*	*9/9/1988*	*9/9/1988*	*2/18/1988*	*9/8/1992*	*9/8/1992*	*9/2/1993*	*12/13/1994*	*9/8/1992*	*9/8/1992*	*9/8/1992*	*9/8/1992*	*9/8/1992*
		Guidance Values										*Duplicate*		*Duplicate*
Parameter	*Unit*													
Hexachloroethane	µg/L	5	-	-	-	-	-	-	5 U	-	-	-	-	-
Indeno(1,2,3-cd)pyrene	µg/L	0.002	-	-	-	-	-	-	2 U	-	-	-	-	-
Isophorone	µg/L	50	-	-	-	-	-	-	2 U	-	-	-	-	-
Methyl methanesulfonate	µg/L	-	-	-	-	-	-	-	10 U	-	-	-	-	-
Naphthalene	µg/L	10	-	-	-	-	12[a]	-	3.4	-	-	-	-	-
Nitrobenzene	µg/L	0.4	-	-	-	-	-	-	5 U	-	-	-	-	-
Nitrosodiphenylamine/Diphenylamine	µg/L	50	-	-	-	-	-	-	5 U	-	-	-	-	-
N-Nitrosodimethylamine	µg/L	50	-	-	-	-	-	-	10 U	-	-	-	-	-
N-Nitrosodi-N-butylamine	µg/L	-	-	-	-	-	-	-	5 U	-	-	-	-	-
N-Nitrosodi-n-propylamine	µg/L	-	-	-	-	-	-	-	10 U	-	-	-	-	-
N-Nitrosodiphenylamine	µg/L	50	-	-	-	-	-	-	-	-	-	-	-	-
N-Nitrosopiperidine	µg/L	-	-	-	-	-	-	-	10 U	-	-	-	-	-
Pentachlorophenol	µg/L	1	-	-	-	-	-	25 U	50 U	-	-	-	-	-
Phenacetin	µg/L	-	-	-	-	-	-	-	5 U	-	-	-	-	-
Phenanthrene	µg/L	50	-	-	-	-	-	-	2 U	-	-	-	-	-
Phenol	µg/L	1	-	-	-	-	-	5 U	5 U	32[a]	-	-	-	-
Phthalic acid	µg/L	-	-	120	-	-	-	-	-	-	-	-	-	-
Pronamide	µg/L	-	-	-	-	-	-	-	5 U	-	-	-	-	-
Pyrene	µg/L	50	-	-	-	-	-	-	2 U	-	-	-	-	-
Pyridine	µg/L	50	-	-	-	-	-	-	10 U	-	-	-	-	-
Toxaphene	µg/L	0.06	-	-	-	-	-	-	20 U	-	-	-	-	-
Metals														
Aluminum	µg/L	-	-	-	-	26000	8830	-	-	20000	1230	702	1310	987
Aluminum (Dissolved)	µg/L	-	-	-	-	-	-	-	-	-	-	-	-	-
Antimony	µg/L	3	-	-	-	-	-	-	-	-	-	-	-	-
Antimony (Dissolved)	µg/L	-	-	-	-	-	-	-	-	-	-	-	-	-
Arsenic	µg/L	25	21	-	-	4.7 J	1.4 J	-	-	5.2 J	1.3 J	1.3 J	1.2 J	1.5 J
Arsenic (Dissolved)	µg/L	-	-	-	-	-	-	-	-	-	-	-	-	-
Barium	µg/L	1000	-	-	-	236	126 B	-	-	198 B	72.8 B	69.7 B	74.2 B	68.8 B
Barium (Dissolved)	µg/L	-	-	-	-	-	59.3 B	-	-	42.8 B	-	-	-	-
Beryllium	µg/L	3	2	-	-	1.5 B	-	-	-	1.2 B	-	-	-	-
Beryllium (Dissolved)	µg/L	-	-	-	-	-	-	-	-	-	-	-	-	-
Cadmium	µg/L	5	-	-	-	-	-	-	-	-	-	-	-	-
Cadmium (Dissolved)	µg/L	-	-	-	-	-	-	-	-	-	-	-	-	-
Calcium	µg/L	-	-	-	-	222000	172000	-	-	230000	92600	87800	121000	112000
Calcium (Dissolved)	µg/L	-	-	-	-	-	135000	-	-	107000	-	-	-	-

APPENDIX E

ANALYTICAL RESULTS SUMMARY
HISTORICAL GROUNDWATER QUALITY DATA
VON ROLLS ISOLA USA, INC. FACILITY
SCHENECTADY, NEW YORK

Sample Location:		*NYSDEC*	*GT-11*	*GT-11*	*GT-12*	*GT-12*	*GT-13*	*GT-13*	*GT-13*	*GT-14*	*GT-15*	*GT-15*	*GT-16*	*GT-16*
Sample Name:		*Water Quality*	*GT-11*	*GT-11-NY*	*GT-12*	*GT-12*	*GT-13*	*GT-13*	*GT-13*	*GT-14*	*GT-15*	*GT-18*	*GT-16*	*GT-17*
Sample Date:		*Standards and*	*9/9/1988*	*9/9/1988*	*2/18/1988*	*9/8/1992*	*9/8/1992*	*9/2/1993*	*12/13/1994*	*9/8/1992*	*9/8/1992*	*9/8/1992*	*9/8/1992*	*9/8/1992*
		Guidance Values										*Duplicate*		*Duplicate*
Parameter	*Unit*													
Chromium	µg/L	50	30	-	-	40.5	13.3	-	-	36.4	5.9 B	4.7 B	4.5 B	3.8 B
Chromium (Dissolved)	µg/L	-	-	-	-	-	-	-	-	-	-	-	-	-
Cobalt	µg/L	-	-	-	-	28.7 B	6.9 B	-	-	19.3 B	-	-	-	-
Cobalt (Dissolved)	µg/L	-	-	-	-	-	-	-	-	-	-	-	-	-
Copper	µg/L	200	90	-	-	75.9	21.5 B	-	-	52.5	14.4 B	11.6 B	5.9 B	6.7 B
Copper (Dissolved)	µg/L		-	-	-	-	5 B	-	-	-	-	-	-	-
Iron	µg/L	300	-	-	-	67500 J[a]	16800 J[a]	-	-	45400 J[a]	4820 J[a]	2500 J[a]	3040 J[a]	2550 J[a]
Iron (Dissolved)	µg/L	-	-	-	-	-	-	-	-	-	-	-	-	-
Lead	µg/L	25	140[a]	31[a]	-	35.8[a]	6.6	-	-	26.3[a]	6.5	5	3.8	4.3
Lead (Dissolved)	µg/L	-	-	-	-	-	1.2 B	-	-	1.3 B	-	-	-	-
Magnesium	µg/L	35000	-	-	-	33600	23400	-	-	37200[a]	12900	13000	17400	16300
Magnesium (Dissolved)	µg/L	-	-	-	-	-	16100	-	-	15400	-	-	-	-
Manganese	µg/L	300	-	-	-	2020[a]	672[a]	-	-	1510[a]	164	114	133	118
Manganese (Dissolved)	µg/L	-	-	-	-	-	173	-	-	5.9 B	-	-	-	-
Mercury	µg/L	0.7	-	-	-	-	2 J[a]	-	-	-	-	-	-	-
Mercury (Dissolved)	µg/L	-	-	-	-	-	-	-	-	-	-	-	-	-
Nickel	µg/L	100	80	-	-	53.4	16.4 B	-	-	40.7		-	-	-
Nickel (Dissolved)	µg/L	-	-	-	-	-	-	-	-	-	-	-	-	-
Potassium	µg/L	-	-	-	-	4980 B	3850 B	-	-	5160	1540 B	1200 B	1510 B	1280 B
Potassium (Dissolved)	µg/L	-	-	-	-	-	1380 B	-	-	1880 B	-	-	-	-
Selenium	µg/L	10	-	-		-	-	-	-	-	-	-	-	-
Selenium (Dissolved)	µg/L	-	-	-	-	-	-	-	-	-	-		-	-
Silver	µg/L	50	-	-	-	-	-	-	-	-	-	-	-	-
Silver (Dissolved)	µg/L	-	-	-	-	-	-	-	-	-	-	-	-	-
Sodium	µg/L	20000	-	-	-	114000[a]	47600[a]	-	-	4570 B	22900[a]	28800[a]	35600[a]	36400[a]
Sodium (Dissolved)	µg/L	-	-	-	-	-	38700	-	-	3360 B	-	-	-	-
Thallium	µg/L	0.5	70[a]	-	-	-	-	-	-	-	-	-	-	-
Thallium (Dissolved)	µg/L	-	-	-	-	-	-	-	-	-	-	-	-	-
Vanadium	µg/L	-	-	-	-	57	17 B	-	-	44 B	4.5 B	-	4.7 B	5.2 B
Vanadium (Dissolved)	µg/L	-	-	-	-	-	-	-	-	-	-	-	-	-
Zinc	µg/L	2000	180	-	-	234 J	217	-	-	184 J	29.3 J	32.2 J	15.5 J	15 J
Zinc (Dissolved)	µg/L	-	-	-	-	-	25.6 J	-	-	23.3 J	-	-	-	-
PCBs														
Aroclor-1016 (PCB-1016)	µg/L	0.09 (d)	-	-	-	-	-	-	30 U	-	-	-	-	-
Aroclor-1221 (PCB-1221)	µg/L	0.09 (d)	-	-	-	-	-	-	30 U	-	-	-	-	-
Aroclor-1232 (PCB-1232)	µg/L	0.09 (d)	-	-	-	-	-	-	30 U	-	-	-	-	-
Aroclor-1242 (PCB-1242)	µg/L	0.09 (d)	-	-	-	-	-	-	30 U	-	-	-	-	-

ANALYTICAL RESULTS SUMMARY
HISTORICAL GROUNDWATER QUALITY DATA
VON ROLLS ISOLA USA, INC. FACILITY
SCHENECTADY, NEW YORK

Sample Location:		*NYSDEC*	*GT-11*	*GT-11*	*GT-12*	*GT-12*	*GT-13*	*GT-13*	*GT-13*	*GT-14*	*GT-15*	*GT-15*	*GT-16*	*GT-16*
Sample Name:		*Water Quality*	*GT-11*	*GT-11-NY*	*GT-12*	*GT-12*	*GT-13*	*GT-13*	*GT-13*	*GT-14*	*GT-15*	*GT-18*	*GT-16*	*GT-17*
Sample Date:		*Standards and*	*9/9/1988*	*9/9/1988*	*2/18/1988*	*9/8/1992*	*9/8/1992*	*9/2/1993*	*12/13/1994*	*9/8/1992*	*9/8/1992*	*9/8/1992*	*9/8/1992*	*9/8/1992*
		Guidance Values										*Duplicate*		*Duplicate*
Parameter	*Unit*													
Aroclor-1248 (PCB-1248)	µg/L	0.09 (d)	-	-	-	-	-	-	30 U	-	-	-	-	-
Aroclor-1254 (PCB-1254)	µg/L	0.09 (d)	-	-	-	-	-	-	30 U	-	-	-	-	-
Aroclor-1260 (PCB-1260)	µg/L	0.09 (d)	-	-	-	-	-	-	30 U	-	-	-	-	-
Total PCBs	µg/L	-	-	-	-	-	-	-	-	-	-	-	-	-
Pesticides														
4,4'-DDD	µg/L	0.3	-	-	-	-	-	-	20 U	-	-	-	-	-
4,4'-DDE	µg/L	0.2	-	-	-	-	-	-	20 U	-	-	-	-	-
4,4'-DDT	µg/L	0.2	-	-	-	-	-	-	20 U	-	-	-	-	-
Aldrin	µg/L	ND	-	-	-	-	-	-	-	-	-	-	-	-
alpha-BHC	µg/L	0.01	-	-	-	-	-	-	10 U	-	-	-	-	-
alpha-Chlordane	µg/L	-	-	-	-	-	-	-	-	-	-	-	-	-
beta-BHC	µg/L	0.04	-	-	-	-	-	-	-	-	-	-	-	-
delta-BHC	µg/L	0.04	-	-	-	-	-	-	10 U	-	-	-	-	-
Dieldrin	µg/L	0.004	-	-	-	-	-	-	10 U	-	-	-	-	-
Endosulfan I	µg/L	-	-	-	-	-	-	-	20 U	-	-	-	-	-
Endosulfan II	µg/L	-	-	-	-	-	-	-	20 U	-	-	-	-	-
Endosulfan sulfate	µg/L	-	-	-	-	-	-	-	20 U	-	-	-	-	-
Endrin	µg/L	ND	-	-	-	-	-	-	20 U	-	-	-	-	-
Endrin aldehyde	µg/L	5	-	-	-	-	-	-	20 U	-	-	-	-	-
Endrin ketone	µg/L	5	-	-	-	-	-	-	-	-	-	-	-	-
gamma-BHC (Lindane)	µg/L	0.05	-	-	-	-	-	-	-	-	-	-	-	-
gamma-Chlordane	µg/L	-	-	-	-	-	-	-	-	-	-	-	-	-
Heptachlor	µg/L	0.03	-	-	-	-	-	-	10 U	-	-	-	-	-
Heptachlor epoxide	µg/L	0.04	-	-	-	-	-	-	20 U	-	-	-	-	-
Methoxychlor	µg/L	35	-	-	-	-	-	-	5 U	-	-	-	-	-
Toxaphene	µg/L	0.06	-	-	-	-	-	-	-	-	-	-	-	-
General Chemistry														
Conductivity	µmhos/cm	-	-	-	-	-	-	-	-	-	-	-	-	-
Cyanide (total)	µg/L	200	-	-	-	0.82 B	1.3 B	-	-	1.3 B	5.88	1 B	-	-
pH (water)	s.u.	-	-	-	-	-	-	-	-	-	-	-	-	-
ORP, Field	millivolts	-	-	-	-	-	-	-	-	-	-	-	-	-
Sulfide	mg/L	50	-	-	-	-	-	-	-	-	-	-	-	-

ANALYTICAL RESULTS SUMMARY
HISTORICAL GROUNDWATER QUALITY DATA
VON ROLLS ISOLA USA, INC. FACILITY
SCHENECTADY, NEW YORK

Sample Location:		*NYSDEC*	*GT-16*	*SMW-1*	*SMW-2*
Sample Name:		*Water Quality*	*GT-16*	*SMW-1*	*SMW-2*
Sample Date:		*Standards and*	*12/13/1994*	*9/27/1991*	*9/27/1991*
		Guidance Values			
Parameter	*Unit*				
Volatiles					
1,1,1,2-Tetrachloroethane	µg/L	5	2 U	-	-
1,1,1-Trichloroethane	µg/L	5	2 U	5 U	5 U
1,1,2,2-Tetrachloroethane	µg/L	5	2 U	5 U	5 U
1,1,2-Trichloroethane	µg/L	1	2 U	5 U	5 U
1,1-Dichloroethane	µg/L	5	2 U	5 U	5 U
1,1-Dichloroethene	µg/L	5	2 U	5 U	5 U
1,1-Dichloropropene	µg/L	5	2 U	-	-
1,2,3-Trichlorobenzene	µg/L	5	2 U	-	-
1,2,3-Trichloropropane	µg/L	0.04	2 U	-	-
1,2,4-Trichlorobenzene	µg/L	5	2 U	-	-
1,2,4-Trimethylbenzene	µg/L	5	2 U	-	-
1,2-Dibromo-3-chloropropane (DBCP)	µg/L	0.04	2 U	-	-
1,2-Dibromoethane (Ethylene Dibromide)	µg/L	0.0006	2 U	-	-
1,2-Dichlorobenzene	µg/L	3	2 U	5 U	5 U
1,2-Dichloroethane	µg/L	0.6	2 U	5 U	5 U
1,2-Dichloroethene (total)	µg/L	5	-	5 U	5 U
1,2-Dichloropropane	µg/L	1	2 U	5 U	5 U
1,3,5-Trimethylbenzene	µg/L	5	2 U	-	-
1,3-Dichlorobenzene	µg/L	3	2 U	-	-
1,3-Dichloropropane	µg/L	5	2 U	-	-
1,4-Dichlorobenzene	µg/L	3	2 U	-	-
2,2-Dichloropropane	µg/L	5	2 U	-	-
2,4-Chlorotoluene	µg/L	5	2 U	-	-
2-Butanone	µg/L	50	-	-	-
2-Chloroethyl vinyl ether	µg/L	-	-	10 U	10 U
2-Chlorotoluene	µg/L	5	-	-	-
2-Hexanone	µg/L	50	-	-	-
2-Phenylbutane (sec-Butylbenzene)	µg/L	5	2 U	-	-
4-Chlorotoluene	µg/L	5	-	-	-
4-Methyl-2-pentanone	µg/L	-	-	-	-
Acetone	µg/L	50	-	-	-
Benzene	µg/L	1	2 U	5 U	5 U
Benzene, butyl	µg/L	-	2 U	-	-
Benzene, isopropyl	µg/L	5	2 U	-	-
Benzene, tert-butyl	µg/L	5	-	-	-
Bromobenzene	µg/L	5	2 U	-	-
Bromodichloromethane	µg/L	50	2 U	5 U	5 U

ANALYTICAL RESULTS SUMMARY
HISTORICAL GROUNDWATER QUALITY DATA
VON ROLLS ISOLA USA, INC. FACILITY
SCHENECTADY, NEW YORK

Sample Location:		*NYSDEC*	*GT-16*	*SMW-1*	*SMW-2*
Sample Name:		*Water Quality*	*GT-16*	*SMW-1*	*SMW-2*
Sample Date:		*Standards and*	*12/13/1994*	*9/27/1991*	*9/27/1991*
		Guidance Values			
Parameter	*Unit*				
Bromoform	µg/L	50	2 U	5 U	5 U
Bromomethane	µg/L	5	5 U	10 U	10 U
Carbon disulfide	µg/L	-	-	-	-
Carbon tetrachloride	µg/L	5	2 U	5 U	5 U
Chlorobenzene	µg/L	5	2 U	5 U	5 U
Chlorobromomethane	µg/L	5	2 U	-	-
Chloroethane	µg/L	5	5 U	10 U	10 U
Chloroform (Trichloromethane)	µg/L	7	5 U	5 U	5 U
Chloromethane	µg/L	-	10 U	10 U	10 U
cis-1,2-Dichloroethene	µg/L	5	2 U	-	-
cis-1,3-Dichloropropene	µg/L	0.4 (a)	-	5 U	5 U
Cymene	µg/L	-	2 U	-	-
Dibromochloromethane	µg/L	50	2 U	5 U	5 U
Dibromomethane	µg/L	5	2 U	-	-
Dichlorodifluoromethane (CFC-12)	µg/L	5	10 U	-	-
Ethylbenzene	µg/L	5	2 U	5 U	5 U
Hexachlorobutadiene	µg/L	0.5	2 U	-	-
m&p-Xylene	µg/L	5	-	-	-
Methyl Tert Butyl Ether	µg/L	-	5 U	-	-
Methylene chloride	µg/L	5	10 U	5 U	5 U
Naphthalene	µg/L	10	2 U	-	-
n-Propylbenzene	µg/L	5	2 U	-	-
o-Xylene	µg/L	5	-	-	-
Styrene	µg/L	5	2 U	-	-
Tetrachlorobenzene	µg/L	-	-	-	-
Tetrachloroethene	µg/L	5	2 U	5 U	5 U
Toluene	µg/L	5	2 U	5 U	5 U
Total VOCS	µg/L	-	-	-	-
Total VOCS/SVOCS	µg/L	-	-	-	-
trans-1,2-Dichloroethene	µg/L	5	2 U	-	-
trans-1,3-Dichloropropene	µg/L	0.4 (a)	-	-	-
Trichlorobenzene	µg/L	-	-	-	-
Trichloroethene	µg/L	5	$\boxed{21.7^{a}}$	5 U	5 U
Trichlorofluoromethane	µg/L	5	2 U	5 U	5 U
Vinyl acetate	µg/L	-	-	-	-
Vinyl chloride	µg/L	2	10 U	10 U	10 U
Xylene (total)	µg/L	5 (b)	2 U	-	-

APPENDIX E

ANALYTICAL RESULTS SUMMARY
HISTORICAL GROUNDWATER QUALITY DATA
VON ROLLS ISOLA USA, INC. FACILITY
SCHENECTADY, NEW YORK

Sample Location:		*NYSDEC*	*GT-16*	*SMW-1*	*SMW-2*
Sample Name:		*Water Quality*	*GT-16*	*SMW-1*	*SMW-2*
Sample Date:		*Standards and*	*12/13/1994*	*9/27/1991*	*9/27/1991*
		Guidance Values			
Parameter	*Unit*				
Semi-Volatiles					
1,2,4,5-Tetrachlorobenzene	µg/L	5	2 U	-	-
1,2,4-Trichlorobenzene	µg/L	5	2 U	10 U	10 U
1,2-Dichlorobenzene	µg/L	3	2 U	10 U	10 U
1,2-Diphenylhydrazine	µg/L	-	2 U	10 U	10 U
1,3-Dichlorobenzene	µg/L	3	2 U	10 U	10 U
1,4-Dichlorobenzene	µg/L	3	2 U	10 U	10 U
1-Chloronaphthalene	µg/L	-	2 U	-	-
1-Naphthylamine	µg/L	-	5 U	-	-
2,2'-oxybis(1-Chloropropane)	µg/L	-	10 U	10 U	10 U
2,3,4,6-Tetrachlorophenol	µg/L	-	20 U	-	-
2,4,5-Trichlorophenol	µg/L	1	10 U	-	-
2,4,6-Trichlorophenol	µg/L	1	10 U	10 U	10 U
2,4-Dichlorophenol	µg/L	5	5 U	10 U	10 U
2,4-Dimethylphenol	µg/L	1	5 U	10 U	10 U
2,4-Dinitrophenol	µg/L	1	-	50 U	50 U
2,4-Dinitrotoluene	µg/L	5	5 U	10 U	10 U
2,6-Dichlorophenol	µg/L	5	5 U	-	-
2,6-Dinitrotoluene	µg/L	5	5 U	10 U	10 U
2-Chloronaphthalene	µg/L	10	2 U	10 U	10 U
2-Chlorophenol	µg/L	1	5 U	10 U	10 U
2-Methyl naphthalene	µg/L	-	2 U	-	-
2-Methylphenol	µg/L	1	5 U	-	-
2-Naphthylamine	µg/L	-	5 U	-	-
2-Nitroaniline	µg/L	5	20 U	-	-
2-Nitrophenol	µg/L	1	10 U	10 U	10 U
2-Picoline	µg/L	-	10 U	-	-
3&4-Methylphenol	µg/L	-	5 U	-	-
3,3'-Dichlorobenzidine	µg/L	5	5 U	20 U	20 U
3-Methylcholanthrene	µg/L	-	5 U	-	-
3-Nitroaniline	µg/L	5	20 U	-	-
4,6-Dinitro-2-methylphenol	µg/L	1	50 U	-	-
4-Aminobiphenyl	µg/L	5	2 U	-	-
4-Bromophenyl phenyl ether	µg/L	-	2 U	10 U	10 U
4-Chloro-3-methylphenol	µg/L	1	10 U	10 U	10 U
4-Chloroaniline	µg/L	5	5 U	-	-
4-Chlorophenyl phenyl ether	µg/L	-	2 U	10 U	10 U
4-Dimethylaminoazobenzene	µg/L	-	5 U	-	-
4-Methyl-2,6-dinitrophenol	µg/L	-	-	50 U	50 U

ANALYTICAL RESULTS SUMMARY
HISTORICAL GROUNDWATER QUALITY DATA
VON ROLLS ISOLA USA, INC. FACILITY
SCHENECTADY, NEW YORK

Sample Location:		*NYSDEC*	*GT-16*	*SMW-1*	*SMW-2*
Sample Name:		*Water Quality*	*GT-16*	*SMW-1*	*SMW-2*
Sample Date:		*Standards and*	*12/13/1994*	*9/27/1991*	*9/27/1991*
		Guidance Values			
Parameter	*Unit*				
4-Methylphenol	µg/L	1	-	-	-
4-Nitroaniline	µg/L	5	20 U	-	-
4-Nitrophenol	µg/L	1	-	50 U	50 U
7,12-Dimethylbenz(a)anthracene	µg/L	-	10 U	-	-
Acenaphthene	µg/L	20	2 U	10 U	10 U
Acenaphthylene	µg/L	-	2 U	10 U	10 U
Acetophenone	µg/L	-	2 U	-	-
Aldrin	µg/L	ND	10 U	-	-
Anthracene	µg/L	50	2 U	10 U	10 U
Benzidine	µg/L	5	10 U	80 U	80 U
Benzo(a)anthracene	µg/L	0.002	2 U	10 U	10 U
Benzo(a)pyrene	µg/L	ND	2 U	10 U	10 U
Benzo(b)fluoranthene	µg/L	0.002	-	10 U	10 U
Benzo(b)fluoranthene/Benzo(k)fluoranthene	µg/L	0.002	2 U	-	-
Benzo(g,h,i)perylene	µg/L	-	2 U	10 U	10 U
Benzo(k)fluoranthene	µg/L	0.002	-	10 U	10 U
Benzoic acid	µg/L	-	-	-	-
Benzyl Alcohol	µg/L	-	10 U	-	-
beta&gamma-BHC (sum of isomers)	µg/L	-	10 U	-	-
bis(2-Chloroethoxy)methane	µg/L	5	2 U	10 U	10 U
bis(2-Chloroethyl)ether	µg/L	1	2 U	10 U	10 U
bis(2-Ethylhexyl)phthalate	µg/L	5	10 U	10 U	10 U
Butyl benzylphthalate	µg/L	50	10 U	10 U	10 U
Carbazole	µg/L	-	-	-	-
Chlordane	µg/L	0.005	30 U	-	-
Chrysene	µg/L	0.002	2 U	10 U	10 U
Dibenz(a,h)anthracene	µg/L	-	2 U	10 U	10 U
Dibenz[a,j]acridine	µg/L	-	2 U	-	-
Dibenzofuran	µg/L	-	2 U	-	-
Diethyl phthalate	µg/L	50	10 U	10 U	10 U
Dimethyl phthalate	µg/L	50	10 U	10 U	10 U
Di-n-butylphthalate	µg/L	50	10 U	10 U	10 U
Di-n-octyl phthalate	µg/L	50	10 U	10 U	10 U
Ethyl methanesulfonate	µg/L	-	5 U	-	-
Fluoranthene	µg/L	50	2 U	10 U	10 U
Fluorene	µg/L	50	2 U	10 U	10 U
Hexachlorobenzene	µg/L	0.04	5 U	10 U	10 U
Hexachlorobutadiene	µg/L	0.5	5 U	10 U	10 U
Hexachlorocyclopentadiene	µg/L	5	20 U	10 U	10 U

APPENDIX E

ANALYTICAL RESULTS SUMMARY
HISTORICAL GROUNDWATER QUALITY DATA
VON ROLLS ISOLA USA, INC. FACILITY
SCHENECTADY, NEW YORK

Sample Location:		*NYSDEC*	*GT-16*	*SMW-1*	*SMW-2*
Sample Name:		*Water Quality*	*GT-16*	*SMW-1*	*SMW-2*
Sample Date:		*Standards and*	*12/13/1994*	*9/27/1991*	*9/27/1991*
		Guidance Values			
Parameter	*Unit*				
Hexachloroethane	µg/L	5	5 U	10 U	10 U
Indeno(1,2,3-cd)pyrene	µg/L	0.002	2 U	10 U	10 U
Isophorone	µg/L	50	2 U	10 U	10 U
Methyl methanesulfonate	µg/L	-	10 U	-	-
Naphthalene	µg/L	10	2 U	10 U	10 U
Nitrobenzene	µg/L	0.4	5 U	10 U	10 U
Nitrosodiphenylamine/Diphenylamine	µg/L	50	5 U	-	-
N-Nitrosodimethylamine	µg/L	50	10 U	10 U	10 U
N-Nitrosodi-N-butylamine	µg/L	-	5 U	-	-
N-Nitrosodi-n-propylamine	µg/L	-	10 U	10 U	10 U
N-Nitrosodiphenylamine	µg/L	50	-	10 U	10 U
N-Nitrosopiperidine	µg/L	-	10 U	-	-
Pentachlorophenol	µg/L	1	50 U	50 U	50 U
Phenacetin	µg/L	-	5 U	-	-
Phenanthrene	µg/L	50	2 U	10 U	10 U
Phenol	µg/L	1	5 U	10 U	10 U
Phthalic acid	µg/L	-	-	-	-
Pronamide	µg/L	-	5 U	-	-
Pyrene	µg/L	50	2 U	10 U	10 U
Pyridine	µg/L	50	10 U	-	-
Toxaphene	µg/L	0.06	20 U	-	-
Metals					
Aluminum	µg/L	-	-	-	-
Aluminum (Dissolved)	µg/L	-	-	-	-
Antimony	µg/L	3	-	-	-
Antimony (Dissolved)	µg/L	-	-	-	-
Arsenic	µg/L	25	-	-	-
Arsenic (Dissolved)	µg/L	-	-	-	-
Barium	µg/L	1000	-	-	-
Barium (Dissolved)	µg/L	-	-	-	-
Beryllium	µg/L	3	-	-	-
Beryllium (Dissolved)	µg/L	-	-	-	-
Cadmium	µg/L	5	-	-	-
Cadmium (Dissolved)	µg/L	-	-	-	-
Calcium	µg/L	-	-	-	-
Calcium (Dissolved)	µg/L	-	-	-	-

ANALYTICAL RESULTS SUMMARY
HISTORICAL GROUNDWATER QUALITY DATA
VON ROLLS ISOLA USA, INC. FACILITY
SCHENECTADY, NEW YORK

Sample Location:		*NYSDEC*	*GT-16*	*SMW-1*	*SMW-2*
Sample Name:		*Water Quality*	*GT-16*	*SMW-1*	*SMW-2*
Sample Date:		*Standards and*	*12/13/1994*	*9/27/1991*	*9/27/1991*
		Guidance Values			
Parameter	*Unit*				
Chromium	µg/L	50	-	-	-
Chromium (Dissolved)	µg/L	-	-	-	-
Cobalt	µg/L	-	-	-	-
Cobalt (Dissolved)	µg/L	-	-	-	-
Copper	µg/L	200	-	-	-
Copper (Dissolved)	µg/L	-	-	-	-
Iron	µg/L	300	-	-	-
Iron (Dissolved)	µg/L	-	-	-	-
Lead	µg/L	25	-	-	-
Lead (Dissolved)	µg/L	-	-	-	-
Magnesium	µg/L	35000	-	-	-
Magnesium (Dissolved)	µg/L	-	-	-	-
Manganese	µg/L	300	-	-	-
Manganese (Dissolved)	µg/L	-	-	-	-
Mercury	µg/L	0.7	-	-	-
Mercury (Dissolved)	µg/L	-	-	-	-
Nickel	µg/L	100	-	-	-
Nickel (Dissolved)	µg/L	-	-	-	-
Potassium	µg/L	-	-	-	-
Potassium (Dissolved)	µg/L	-	-	-	-
Selenium	µg/L	10	-	-	-
Selenium (Dissolved)	µg/L	-	-	-	-
Silver	µg/L	50	-	-	-
Silver (Dissolved)	µg/L	-	-	-	-
Sodium	µg/L	20000	-	-	-
Sodium (Dissolved)	µg/L	-	-	-	-
Thallium	µg/L	0.5	-	-	-
Thallium (Dissolved)	µg/L	-	-	-	-
Vanadium	µg/L	-	-	-	-
Vanadium (Dissolved)	µg/L	-	-	-	-
Zinc	µg/L	2000	-	-	-
Zinc (Dissolved)	µg/L	-	-	-	-
PCBs					
Aroclor-1016 (PCB-1016)	µg/L	0.09 (d)	30 U	-	-
Aroclor-1221 (PCB-1221)	µg/L	0.09 (d)	30 U	-	-
Aroclor-1232 (PCB-1232)	µg/L	0.09 (d)	30 U	-	-
Aroclor-1242 (PCB-1242)	µg/L	0.09 (d)	30 U	-	-

APPENDIX E

ANALYTICAL RESULTS SUMMARY
HISTORICAL GROUNDWATER QUALITY DATA
VON ROLLS ISOLA USA, INC. FACILITY
SCHENECTADY, NEW YORK

Sample Location:		*NYSDEC*	*GT-16*	*SMW-1*	*SMW-2*
Sample Name:		*Water Quality*	*GT-16*	*SMW-1*	*SMW-2*
Sample Date:		*Standards and*	*12/13/1994*	*9/27/1991*	*9/27/1991*
		Guidance Values			
Parameter	*Unit*				
Aroclor-1248 (PCB-1248)	µg/L	0.09 (d)	30 U	-	-
Aroclor-1254 (PCB-1254)	µg/L	0.09 (d)	30 U	-	-
Aroclor-1260 (PCB-1260)	µg/L	0.09 (d)	30 U	-	-
Total PCBs	µg/L	-	-	-	-
Pesticides					
4,4'-DDD	µg/L	0.3	20 U	-	-
4,4'-DDE	µg/L	0.2	20 U	-	-
4,4'-DDT	µg/L	0.2	20 U	-	-
Aldrin	µg/L	ND	-	-	-
alpha-BHC	µg/L	0.01	10 U	-	-
alpha-Chlordane	µg/L	-	-	-	-
beta-BHC	µg/L	0.04	-	-	-
delta-BHC	µg/L	0.04	10 U	-	-
Dieldrin	µg/L	0.004	10 U	-	-
Endosulfan I	µg/L	-	20 U	-	-
Endosulfan II	µg/L	-	20 U	-	-
Endosulfan sulfate	µg/L	-	20 U	-	-
Endrin	µg/L	ND	20 U	-	-
Endrin aldehyde	µg/L	5	20 U	-	-
Endrin ketone	µg/L	5	-	-	-
gamma-BHC (Lindane)	µg/L	0.05	-	-	-
gamma-Chlordane	µg/L	-	-	-	-
Heptachlor	µg/L	0.03	10 U	-	-
Heptachlor epoxide	µg/L	0.04	20 U	-	-
Methoxychlor	µg/L	35	5 U	-	-
Toxaphene	µg/L	0.06	-	-	-
General Chemistry					
Conductivity	µmhos/cm	-	-	1140	1230
Cyanide (total)	µg/L	200	-	10 U	10 U
pH (water)	s.u.	-	-	7.2	7.2
ORP, Field	millivolts	-	-	177	180
Sulfide	mg/L	50	-	1.7	0.72

ANALYTICAL RESULTS SUMMARY
HISTORICAL GROUNDWATER QUALITY DATA
VON ROLLS ISOLA USA, INC. FACILITY
SCHENECTADY, NEW YORK

Notes:

ND	- Non-detect at associated value.
U	- Non-detect at associated value.
J	- Associated value is considered estimated.
TBQ	- Trace below quantitation limit.
D	- Sample dilution.
E	- Estimated value.
--	- Not analyzed or data unavailable.

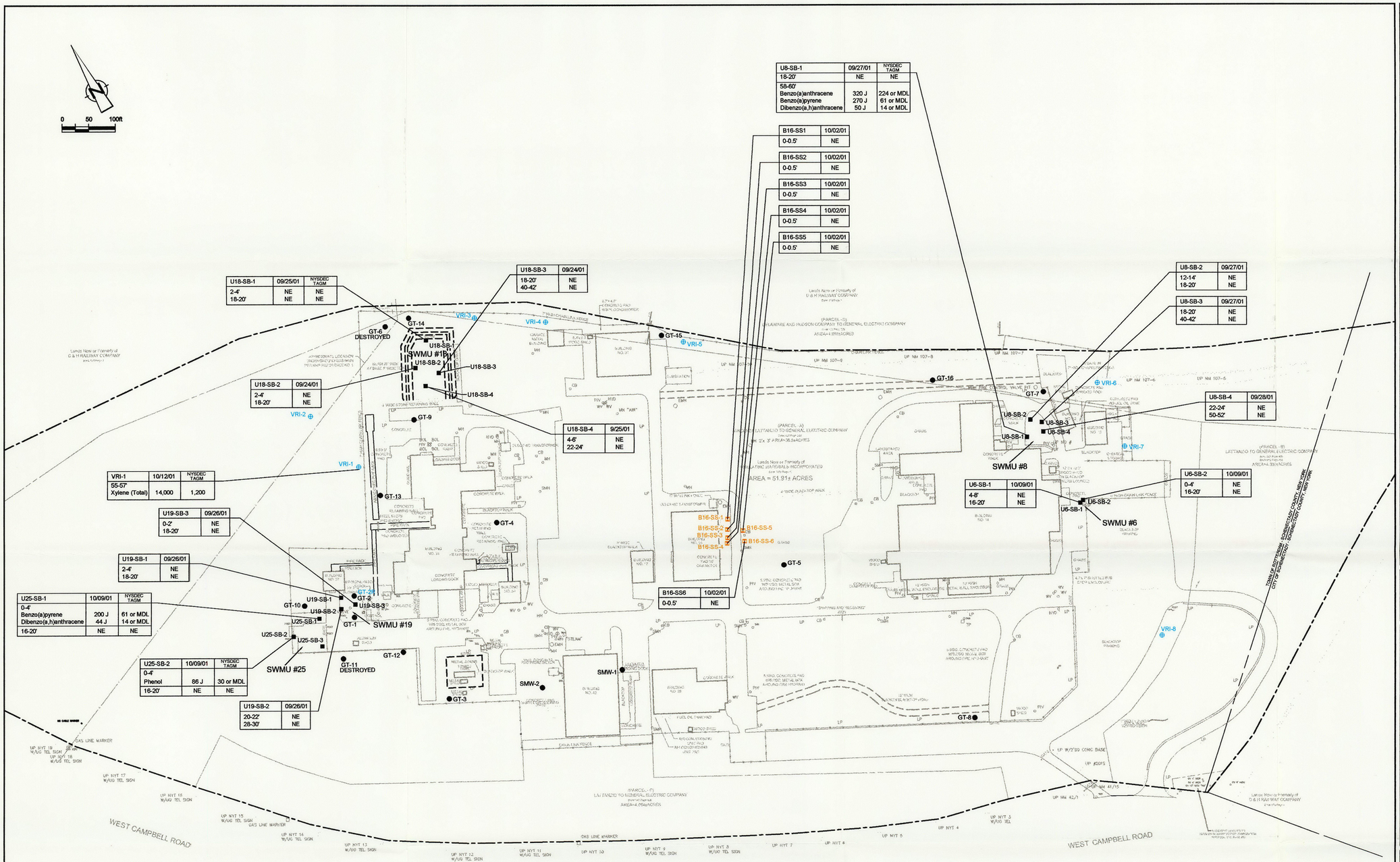

U18-SB-1	09/25/01	NYSDEC TAGM
2-4'	NE	NE
18-20'	NE	NE

U18-SB-2	09/24/01
2-4'	NE
18-20'	NE

U18-SB-3	09/24/01
18-20'	NE
40-42'	NE

U18-SB-4	9/25/01
4-6'	NE
22-24'	NE

VRI-1	10/12/01	NYSDEC TAGM
55-57'		
Xylene (Total)	14,000	1,200

U19-SB-3	09/26/01
0-2'	NE
18-20'	NE

U19-SB-1	09/26/01
2-4'	NE
16-20'	NE

U25-SB-1	10/09/01	NYSDEC TAGM
0-4'		
Benzo(a)pyrene	200 J	61 or MDL
Dibenzo(a,h)anthracene	44 J	14 or MDL
16-20'	NE	NE

U25-SB-2	10/09/01	NYSDEC TAGM
0-4'		
Phenol	86 J	30 or MDL
16-20'	NE	NE

U19-SB-2	09/26/01
20-22'	NE
28-30'	NE

U8-SB-1	09/27/01	NYSDEC TAGM
18-20'	NE	NE
58-60'		
Benzo(a)anthracene	320 J	224 or MDL
Benzo(a)pyrene	270 J	61 or MDL
Dibenzo(a,h)anthracene	50 J	14 or MDL

B16-SS1	10/02/01
0-0.5'	NE

B16-SS2	10/02/01
0-0.5'	NE

B16-SS3	10/02/01
0-0.5'	NE

B16-SS4	10/02/01
0-0.5'	NE

B16-SS5	10/02/01
0-0.5'	NE

B16-SS6	10/02/01
0-0.5'	NE

U8-SB-2	09/27/01
12-14'	NE
18-20'	NE

U8-SB-3	09/27/01
18-20'	NE
40-42'	NE

U8-SB-4	09/28/01
22-24'	NE
50-52'	NE

U6-SB-1	10/09/01
4-8'	NE
16-20'	NE

U6-SB-2	10/09/01
0-4'	NE
16-20'	NE

Nº	Revision	Date	Initial

LEGEND

- GT-12 — EXISTING GROUND WATER MONITORING WELL
- U8-SB-1 — 2001 SOIL BORING LOCATION
- VR1-1 — 2001 GROUNDWATER MONITORING WELL
- B16-SS-1 — SURFACE SOIL SAMPLE LOCATION
- SMH — MANHOLE
- CB — CATCH BASIN
- PROPERTY BOUNDARY LINE
- CHAIN LINK FENCE
- J — ESTIMATED VALUE
- NE — NO EXCEEDANCES

LOCATION ID — SAMPLE DATE — NYSDEC TAGM #4046 CRITERIA EXCEEDANCES (ug/kg)

U8-SB-1	09/27/01	NYSDEC TAGM
58-60'		
Benzo(a)anthracene	320 J	224 or MDL
Benzo(a)pyrene	270 J	61 or MDL
Dibenzo(a,h)anthracene	50 J	14 or MDL

SAMPLE DEPTH INTERVAL — PARAMETER — CONCENTRATION (ug/kg) (ppb)

SCALE VERIFICATION

THIS BAR MEASURES 1" ON ORIGINAL. ADJUST SCALE ACCORDINGLY.

Approved

DRAWING STATUS

Status	Date	Initial

VRI-RIVERVIEW FACILITY
Schenectady, New York

2001 SOIL QUALITY DATA
NYSDEC TAGM EXCEEDANCES

CONESTOGA-ROVERS & ASSOCIATES

Source Reference:

Project Manager:	Reviewed By:	Date:	
J.K.P.		MARCH 2002	
Scale: 1"=100'	Project Nº: 18631-50	Report Nº: 005	Drawing Nº: PLAN 1

18631-50(005)GN-WA008 MAR 27/2002

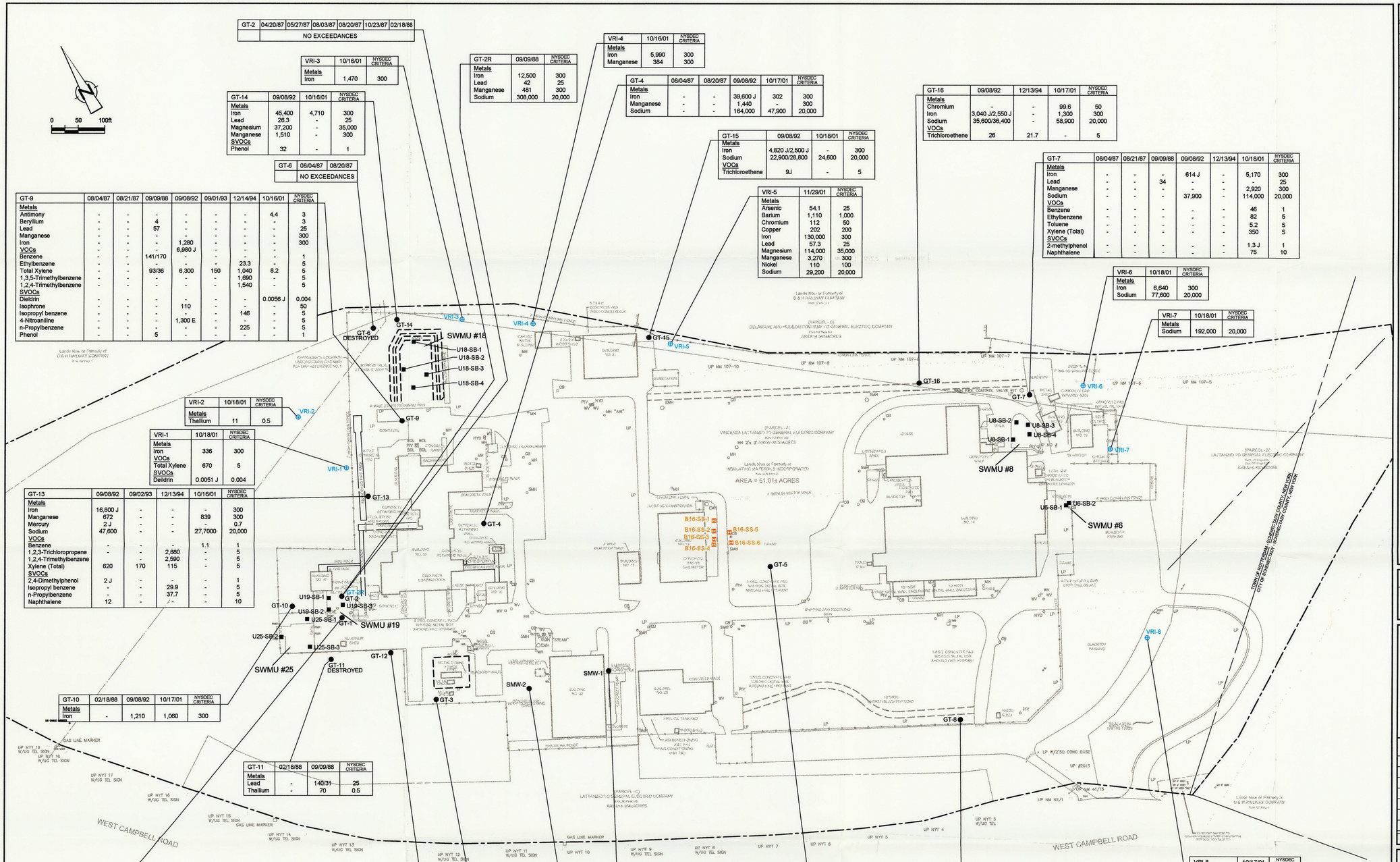

GT-2	04/20/87	05/27/87	08/03/87	08/20/87	10/23/87	02/18/88
NO EXCEEDANCES						

VRI-3	10/16/01	NYSDEC CRITERIA
Metals		
Iron	1,470	300

GT-2R	09/09/88	NYSDEC CRITERIA
Iron	12,500	300
Lead	42	25
Manganese	481	300
Sodium	308,000	20,000

VRI-4	10/16/01	NYSDEC CRITERIA
Metals		
Iron	5,990	300
Manganese	384	300

GT-14	09/08/92	10/16/01	NYSDEC CRITERIA
Metals			
Iron	45,400	4,710	300
Lead	26.3	-	25
Magnesium	37,200	-	35,000
Manganese	1,510	-	300
SVOCs			
Phenol	32	-	1

GT-4	08/04/87	08/20/87	09/08/92	10/17/01	NYSDEC CRITERIA
Metals					
Iron	-	-	39,600 J	302	300
Manganese	-	-	1,440	-	300
Sodium	-	-	164,000	47,900	20,000

GT-16	09/08/92	12/13/94	10/17/01	NYSDEC CRITERIA
Metals				
Chromium	-	-	99.6	50
Iron	3,040 J/2,550 J	-	1,300	300
Sodium	35,600/36,400	-	58,900	20,000
VOCs				
Trichloroethene	26	21.7	-	5

GT-15	09/08/92	10/18/01	NYSDEC CRITERIA
Metals			
Iron	4,820 J/2,500 J	-	300
Sodium	22,900/28,800	24,600	20,000
VOCs			
Trichloroethene	9J	-	5

GT-7	08/04/87	08/21/87	09/09/88	09/08/92	12/13/94	10/18/01	NYSDEC CRITERIA
Metals							
Iron	-	-	-	614 J	-	5,170	300
Lead	-	-	34	-	-	-	25
Manganese	-	-	-	-	-	2,920	300
Sodium	-	-	-	37,900	-	114,000	20,000
VOCs							
Benzene	-	-	-	-	-	46	1
Ethylbenzene	-	-	-	-	-	82	5
Toluene	-	-	-	-	-	5.2	5
Xylene (Total)	-	-	-	-	-	350	5
SVOCs							
2-methylphenol	-	-	-	-	-	1.3 J	1
Naphthalene	-	-	-	-	-	75	10

VRI-5	11/29/01	NYSDEC CRITERIA
Metals		
Arsenic	54.1	25
Barium	1,110	1,000
Chromium	112	50
Copper	202	200
Iron	130,000	300
Lead	57.3	25
Magnesium	114,000	35,000
Manganese	3,270	300
Nickel	110	100
Sodium	29,200	20,000

VRI-6	10/18/01	NYSDEC CRITERIA
Metals		
Iron	6,640	300
Sodium	77,600	20,000

VRI-7	10/18/01	NYSDEC CRITERIA
Metals		
Sodium	192,000	20,000

GT-9	08/04/87	08/21/87	09/09/88	09/08/92	09/01/93	12/14/94	10/16/01	NYSDEC CRITERIA
Metals								
Antimony	-	-	-	-	-	-	4.4	3
Beryllium	-	-	4	-	-	-	-	3
Lead	-	-	57	-	-	-	-	25
Manganese	-	-	-	-	-	-	-	300
Iron	-	-	-	1,280	-	-	-	300
VOCs	-	-	-	6,980 J	-	-	-	
Benzene	-	-	141/170	-	-	-	-	1
Ethylbenzene	-	-	-	-	-	23.3	-	5
Total Xylene	-	-	93/36	6,300	150	1,040	8.2	5
1,3,5-Trimethylbenzene	-	-	-	-	-	1,690	-	5
1,2,4-Trimethylbenzene	-	-	-	-	-	1,540	-	5
SVOCs								
Dieldrin	-	-	-	-	-	-	0.0056 J	0.004
Isophrone	-	-	-	110	-	-	-	50
Isopropyl benzene	-	-	-	-	-	146	-	5
4-Nitroaniline	-	-	-	1,300 E	-	-	-	5
n-Propylbenzene	-	-	-	-	-	225	-	5
Phenol	-	-	5	-	-	-	-	1

VRI-2	10/18/01	NYSDEC CRITERIA
Metals		
Thallium	11	0.5

VRI-1	10/18/01	NYSDEC CRITERIA
Metals		
Iron	336	300
VOCs		
Total Xylene	670	5
SVOCs		
Deildrin	0.0051 J	0.004

GT-13	09/08/92	09/02/93	12/13/94	10/16/01	NYSDEC CRITERIA
Metals					
Iron	16,800 J	-	-	-	300
Manganese	672	-	-	839	300
Mercury	2 J	-	-	-	0.7
Sodium	47,600	-	-	27,7000	20,000
VOCs					
Benzene	-	-	-	1.1	1
1,2,3-Trichloropropane	-	-	2,880	-	5
1,2,4-Trimethylbenzene	-	-	2,590	-	5
Xylene (Total)	620	170	115	-	5
SVOCs					
2,4-Dimethylphenol	2 J	-	-	-	1
Isopropyl benzene	-	-	29.9	-	5
n-Propylbenzene	-	-	37.7	-	5
Naphthalene	12	-	-	-	10

GT-6	08/04/87	08/20/87
NO EXCEEDANCES		

GT-10	02/18/88	09/08/92	10/17/01	NYSDEC CRITERIA
Metals				
Iron	-	1,210	1,060	300

GT-11	02/18/88	09/09/88	NYSDEC CRITERIA
Metals			
Lead	-	140/31	25
Thallium	-	70	0.5

GT-12	02/18/88	09/08/92	10/17/01	NYSDEC CRITERIA
Metals				
Iron	-	67,500 J	327	300
Lead	-	35.8	-	25
Manganese	-	2,020	-	300
Sodium	-	114,000	31,700	20,000

SMW-1	09/27/91	10/17/01	NYSDEC CRITERIA
Metals			
Sodium	-	94,100	20,000

SMW-2	09/27/91	10/17/01	NYSDEC CRITERIA
Metals			
Chromium	-	133	50
Iron	-	1,640	300
Sodium	-	55,400	20,000

VRI-8	10/17/01	NYSDEC CRITERIA
Metals		
Sodium	42,400	20,000
VOCs		
Trichloroethene	19	5

GT-8	08/04/87	08/21/87	09/09/88	09/08/92	10/17/01	NYSDEC CRITERIA
Metals						
Barium	-	-	1,440	-	-	1,000
Beryllium	-	-	100	-	-	3
Chromium	-	-	177	-	-	50
Iron	-	-	-	57,800 J	32,400	300
Lead	-	-	447	30.9	-	25
Manganese	-	-	-	1,740	761	300
VOCs						
Bis(2ethylhexyl)phalate	-	-	-	420	-	5

GT-1	04/08/87	04/20/87	05/27/87	08/4/87	08/20/87	02/18/88	09/08/92	12/12/94	10/17/01	NYSDEC CRITERIA
Metals										
Iron	8,970 J	-	-	-	-	-	8,970 J	-	-	300
Manganese	405	-	-	-	-	-	405	-	-	300
Sodium	120,000	-	-	-	-	-	120,000	-	100,000/10,5000	20,000
PCBs										
Aroclor 1242	-	-	-	-	-	-	-	-	2.5/3.7	0.09
VOCs										
1,1-Dichloroethane	-	-	-	-	-	-	-	-	-	0.6
Benzene	-	1,200	-	530	31	-	-	-	-	1
Ethylbenzene	-	160,000	-	-	27	-	-	-	-	5
Methylene chloride	-	-	-	85	81	-	-	-	-	5
Toluene	-	350	-	-	-	-	-	-	-	5
Xylene (total)	-	1,130	-	340	190	-	-	-	-	5
SVOCs										
Phenol	-	-	12	2	-	27	-	-	-	1

GT-3	08/04/87	08/20/87	09/09/88	09/08/92	10/17/01	NYSDEC CRITERIA
Metals						
Antimony	-	-	-	26.1 B	-	3
Arsenic	-	-	30	-	-	25
Beryllium	-	-	7	-	-	3
Chromium	-	-	145	51.4	-	50
Iron	-	-	-	94,100 J	3,380	300
Lead	-	-	134	57.3	-	25
Magnesium	-	-	-	49,100	-	35,000
Manganese	-	-	-	3,260	-	300
Sodium	-	-	-	95,900	58,300	20,000

GT-5	08/08/87	08/20/87	09/08/92	12/13/94	10/17/01	NYSDEC CRITERIA
Metals						
Antimony	-	-	-	-	4.7	3
Sodium	-	-	53,500	-	56,800	20,000
Iron	-	-	1,710	-	-	300

Nº	Revision	Date	Initial

LEGEND

- ● GT-12 — EXISTING GROUND WATER MONITORING WELL
- ■ U8-SB-1 — 2001 SOIL BORING LOCATION
- ⊕ VR1-1 — 2001 GROUNDWATER MONITORING WELL
- ⊡ B16-SS-1 — SURFACE SOIL SAMPLE LOCATION
- SMH ○ — MANHOLE
- CB □ — CATCH BASIN
- — — — PROPERTY BOUNDARY LINE
- —×—×— CHAIN LINK FENCE
- J — ESTIMATED VALUE

LOCATION ID — SAMPLE DATE — NYSDEC GROUNDWATER CLASS GA CRITERIA EXCEEDANCES (µg/L)

VRI-4	10/16/01	NYSDEC CRITERIA
Metals		
Iron	5,990	300
Manganese	-	300

PARAMETER — NO EXCEEDANCE OF CRITERIANOT ANALYZED — CONCENTRATION (µg/L)

SCALE VERIFICATION

THIS BAR MEASURES 1" ON ORIGINAL. ADJUST SCALE ACCORDINGLY.

Approved

DRAWING STATUS

Status	Date	Initial

VRI-RIVERVIEW FACILITY
Schenectady, New York

GROUNDWATER QUALITY DATA
NYSDEC CLASS GA EXCEEDANCES

CONESTOGA-ROVERS & ASSOCIATES

Source Reference:

Project Manager:	Reviewed By:	Date:	
J.K.P.		MARCH 2002	
Scale: 1"=100'	Project Nº: 18631-50	Report Nº: 005	Drawing Nº: PLAN 2

18631-50(005)GN-WA007 MAR 27/2002