

June 19, 2015

Mr. Gregory J. Handly
NYSDEC Division of Environmental Remediation
Route 86, PO Box 296
Ray Brook, NY 12977-0296

Re: Former Philmar Electronics – Morrisonville, NY
NYSDEC Project #510008

Dear Mr. Handly,

Aztech Technologies, Inc. (Aztech) has prepared this letter to outline the remedial progress and provide a status update for the former Philmar Electronics site, New York State Department of Environmental Conservation (NYSDEC) Project #510008 (**Figure 1**). The activities summarized in this correspondence were completed between July 2014 and December 2014.

Remediation System

Site visits were conducted on February 17, 2015, April 30, 2015 and June 9, 2015 to confirm that the remediation system was operating. During the first half of 2015, the remediation system was operating. No repairs were performed on the system during this reporting period. On June 9, 2105, Aztech cleared trees and brush from around the monitoring wells and the remediation system control panel.

A summary of the pumping rates, to date, is presented in **Table 1**. Approximately 27.9 million gallons of groundwater have been pumped through the remediation system between May 2004 and June 9, 2015. During the first half of 2015, approximately 809,269 gallons of water were pumped through the system.

Groundwater Gauging and Sampling

Aztech surveyed the top of the groundwater monitoring well casing elevations on September 7, 2011. The top of casing elevations were surveyed relative to an arbitrary site datum of 100.00 feet using a Sokkia C3₃₀ optical level. Longitude and latitude coordinates of selected monitoring wells and sample locations were collected on this date for spatial reference. The top of casing elevations are shown on **Table 2**.

Aztech determined depth to groundwater using an electronic water level indicator graduated in 0.01 feet increments. The depth to groundwater measurements were collected from the highest point of the well casing or from a surveyed mark. Groundwater elevations collected from 2008 through April 30, 2015 are shown on Table 2.

The groundwater elevations collected on April 30, 2015 were plotted on the site map to determine groundwater flow direction and hydraulic gradient (**Figure 2**). During this groundwater gauging event, the groundwater flow direction was towards the southeast beneath the site at a hydraulic gradient of approximately 0.047 ft/ft.

Aztech collected groundwater samples on April 30, 2015 from monitoring wells MW-6, MW-7, DGC-6S, DGC-7S, DGC-8S and MW-9. The Trench and Discharge samples were also collected during this event. Groundwater was purged from the monitoring wells using dedicated, disposable bailers. The groundwater samples collected on April 30, 2015 were shipped to Test America, Inc. in Buffalo, New York for volatile organic compound (VOC) analysis using Environmental Protection Agency (EPA) Method 624. A hardcopy of the laboratory analytical report is included with this document. The tabulated laboratory analytical results are included in **Table 3**. **Figure 3** shows the VOC distribution in groundwater on April 30, 2015. A summary of the groundwater analytical results are below:

- 1,2-dichloroethene (total) was detected above the NYSDEC groundwater standard of 5.0 micrograms per liter ($\mu\text{g/l}$) in monitoring well DGC-8S at 13 $\mu\text{g/l}$. All other sampling locations reported either non-detect results or concentrations below the NYSDEC standard for this compound.
- Trichloroethene (TCE) was detected above the NYSDEC standard of 5.0 $\mu\text{g/l}$ in monitoring well DGC-8S at 8.0 $\mu\text{g/l}$ and the Discharge at 5.6 $\mu\text{g/l}$. All other sampling locations either reported non-detect TCE results or concentrations below the NYSDEC groundwater standard.
- Vinyl chloride was not detected above the groundwater standard of 2.0 $\mu\text{g/l}$ in any of the sampling locations on April 30, 2015.
- Chlorobenzene was not detected above the groundwater standard of 5.0 $\mu\text{g/l}$ in any of the sampling locations on April 30, 2015.
- The remaining VOCs were either not detected or were below the NYSDEC groundwater standards in the sampled monitoring wells.

Based on the groundwater analytical results, it appears that TCE is effectively breaking down to its daughter products 1,2-dichloroethene and vinyl chloride. Additionally, the highest concentrations of these compounds appear to be located hydraulically downgradient of the groundwater recharge gallery (DGC-8S).

Groundwater field measurements consisting of temperature; specific conductance; dissolved oxygen; pH; and, oxidation-reduction potential (ORP) were collected on April 30, 2015. These measurements are presented on **Table 4**. Based on the measurements collected on April 30, 2015, it appears the groundwater is generally anaerobic and natural attenuation of the contaminant plume is occurring at a slow rate.


Recommendations

Aztech recommends that the semi-annual groundwater sampling events and bi-monthly (once every two months) system operation and maintenance visits continue until the concentrations of trichloroethene and 1,2-dichloroethene meet the ambient drinking water standards. The next

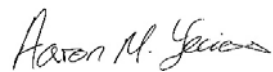
system check will be completed in August 2015, and the next groundwater sampling event will be performed in October 2015.

If you have any questions, please call us at (518) 885-5383.

Sincerely,
Aztech Technologies, Inc.



Aaron Yecies, CPG
Sr. Hydrogeologist



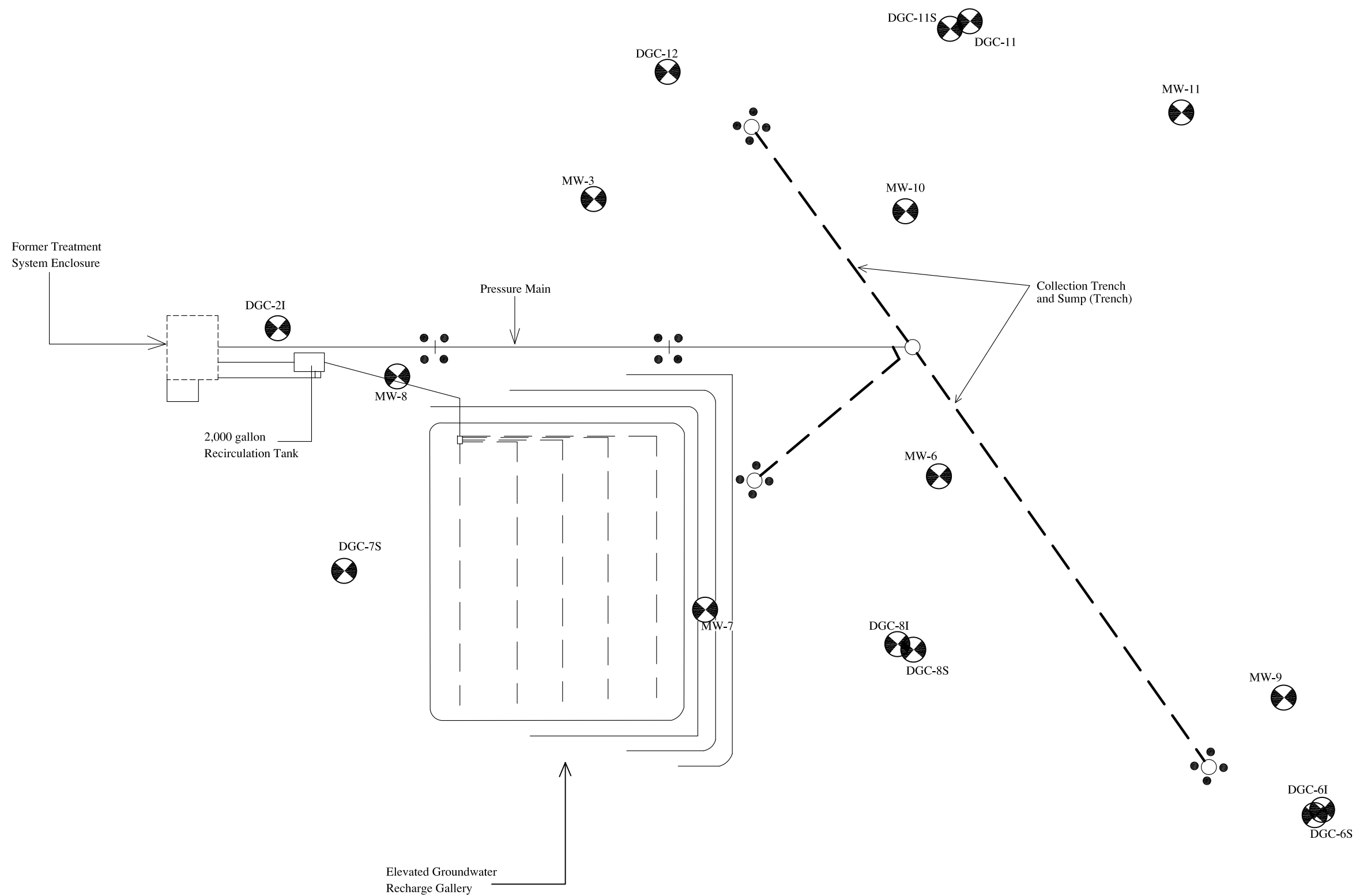
For:
William Toran
Sr. Hydrogeologist

ATTACHMENTS

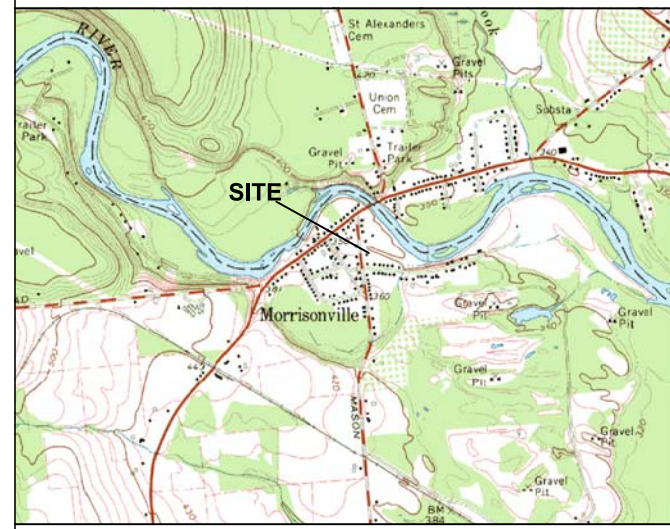
Figures

Tables

Laboratory Analytical Reports

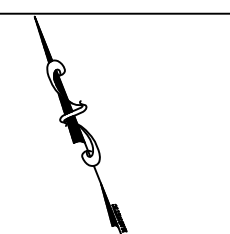


AREA OVERVIEW



Legend:

- Monitoring Well**
- Manhole Cover**
- Underground Piping**
- Bollards**



**NYSDEC Region 5
Philmar Electronics Site
Mason Street
Morrisonville, NY
Site ID: 510008**

Figure 1

DATE: 1/25/12

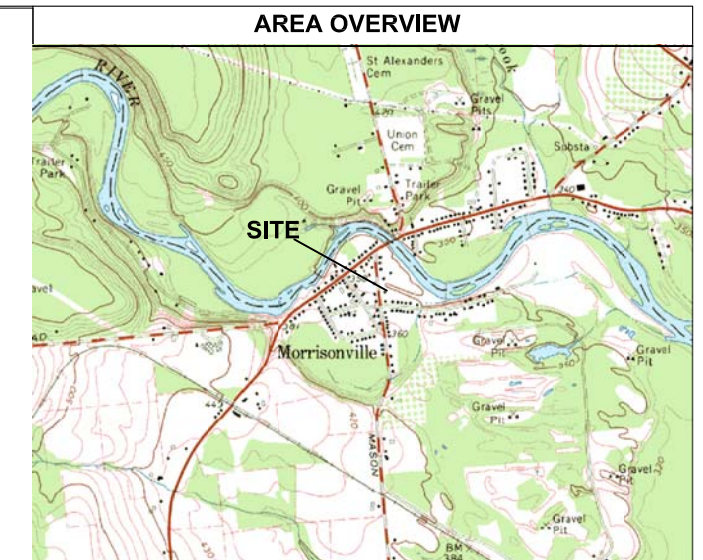
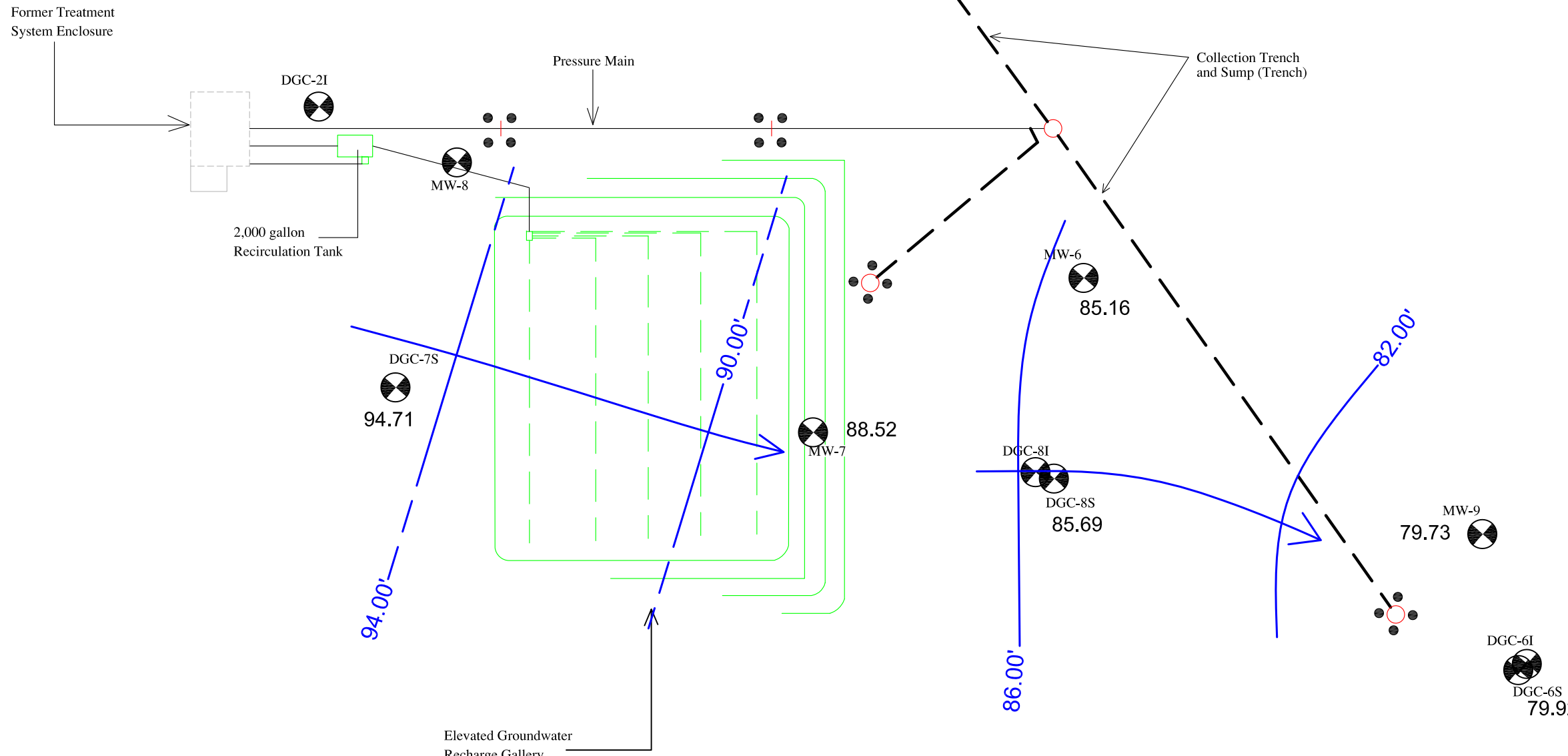
1" = 40'

SITE MAP




REMEDIATION • ENVIRONMENTAL • DRILLING

5 McCreia Hill Road
Ballston Spa, NY 12020
518.885.5383
www.aztechtech.com



Legend:

- Monitoring Well**
- Manhole Cover**
- Underground Piping**
- Bollards**
- Groundwater Flow Direction**



**NYSDEC Region 5
Philmar Electronics Site
Mason Street
Morrisonville, NY
Site ID: 510008**

Figure 2

DATE: 4/30/15

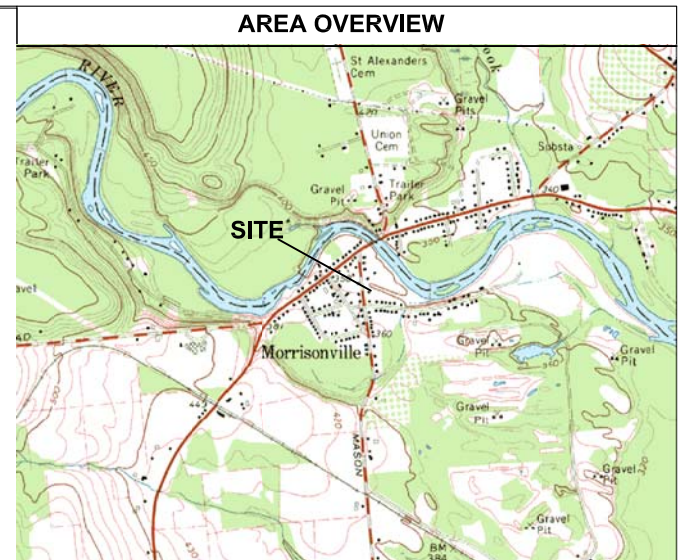
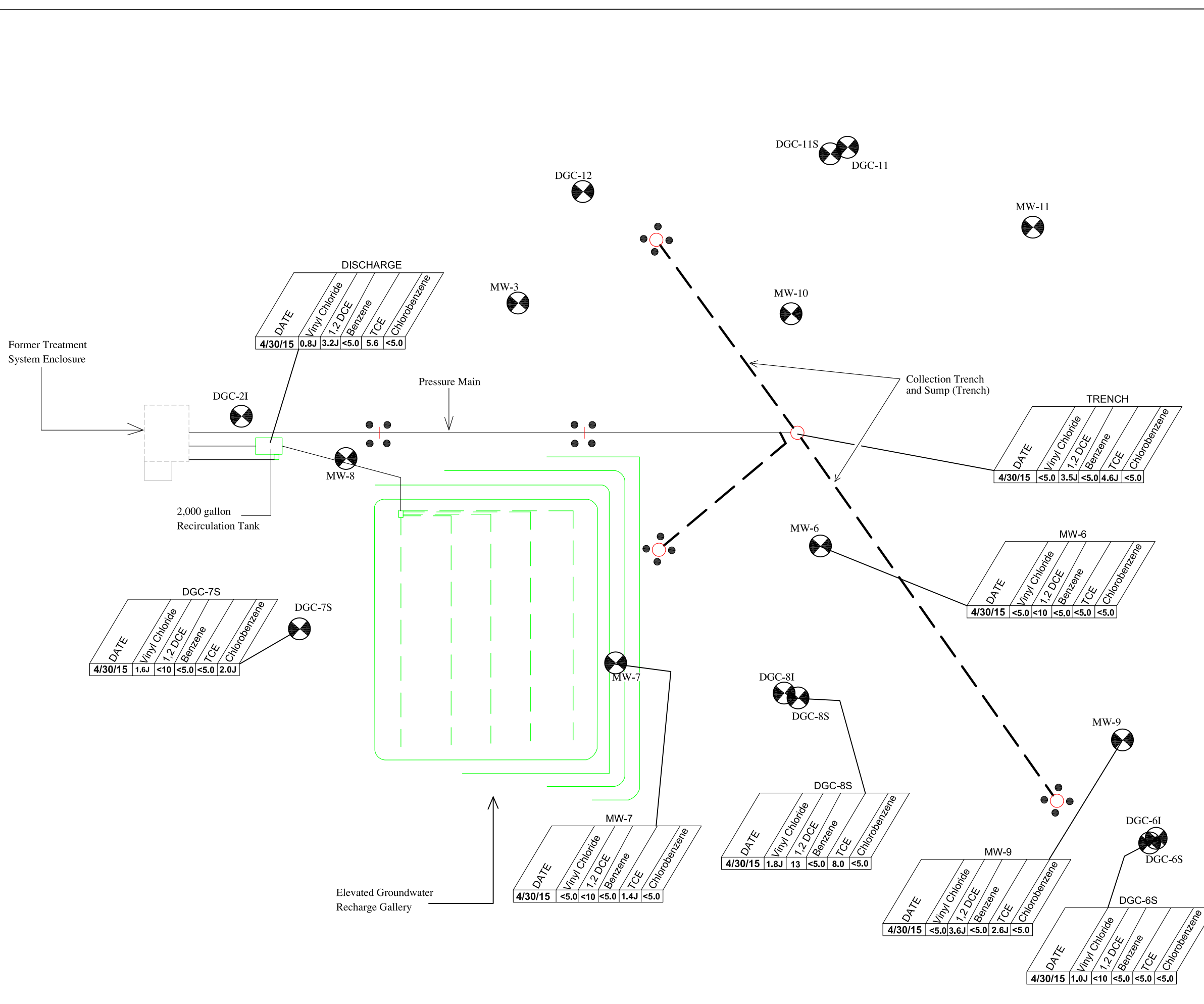
1" = 40'

Groundwater Contour Map
Contour Interval = 4.0 feet



REMEDIATION • ENVIRONMENTAL • DRILLING

5 McCre Hill Road
Ballston Spa, NY 12020
518.885.5383
www.aztechtch.com



Legend:

- MW-3 **Monitoring Well**
- Manhole Cover**
- Underground Piping**
- Bollards**

cis 1,2 DCE = cis 1,2-Dichloroethene
TCE = Trichloroethene
J = Approximated value
NS = Not Sampled

**NYSDEC Region 5
Philmar Electronics Site
Mason Street
Morrisonville, NY
Site ID: 510008**

Figure 3
DATE: 4/30/15 1" = 40'

CONTAMINANT DISTRIBUTION MAP
Concentration listed in micrograms per liter (ug/L)

REMIEDIATION • ENVIRONMENTAL • DRILLING

5 McCrea Hill Road
Ballston Spa, NY 12020
518.885.5383
www.aztechtech.com

Woman Owned Business

TABLE 1

GROUNDWATER PUMPING DATA

Former Philmar Electronic Site
 Mason Street
 Morrisonville, Clinton County, NY
 NYSDEC Site ID #510008

Date	Days Elapsed	Water Meter	Total Gallons Pumped	Gallons/Day	Gallons/Minute	Influent VOC/MtBE Concentration (ppb)
5/19/2004	0	176,368	----- GW Pumping Component Started -----			
5/21/2004	2	207,208	30,840	15,420	10.71	
6/10/2004	20	400,410	193,202	9,660	6.71	146
7/20/2004	40	560,722	160,312	4,008	2.78	106
9/15/2004	57	782,621	221,899	3,893	2.70	156
10/18/2004	33	924,393	141,772	4,296	2.98	77
11/24/2004	37	1,011,920	87,527	2,366	1.64	209
12/22/2004	28	1,101,953	90,033	3,215	2.23	124
1/17/2005	26	1,173,545	71,592	2,754	1.91	124
2/2/2005	16	1,173,595	50	3.1	0.00	124
8/8/2005	187	2,249,238	1,075,643	5,752	3.99	124
10/27/2005	80	2,595,730	346,492	4,331	3.01	76
4/3/2006	158	4,478,910	1,883,180	11,919	8.28	89
6/7/2006	65	5,230,130	751,220	11,557	8.03	89
6/15/2006	8	5,232,860	2,730	341	0.24	89
9/7/2006	84	6,015,918	783,058	9,322	6.47	89
10/12/2006	35	6,102,533	86,615	2,475	1.72	146
12/4/2006	53	6,574,610	472,077	8,907	6.19	146
2/27/2007	85	7,651,400	1,076,790	12,668	8.80	146
4/23/2007	55	8,559,690	908,290	16,514	11.47	38
6/14/2007	52	9,484,211	924,521	17,779	12.35	38
8/15/2007	62	9,987,570	503,359	8,119	5.64	38
10/4/2007	50	119,680	32,110	642	0.45	104
12/11/2007	68	740,750	621,070	9,133	6.34	104
2/8/2008	59	2,208,495	1,467,745	24,877	17.28	104
4/3/2008	55	3,490,979	1,282,484	23,318	16.19	28
6/25/2008	83	4,412,120	921,141	11,098	7.71	28
12/9/2008	167	4,448,290	36,170	217	0.15	28
2/5/2009	58	4,451,880	3,590	62	0.04	28
2/17/2009	12	4,507,850	55,970	4,664	3.24	28
4/29/2009	71	5,866,070	1,358,220	19,130	13.28	40
6/23/2009	55	6,820,354	954,284	17,351	12.05	40
8/26/2009	64	7,480,920	660,566	10,321	7.17	40
10/13/2009	48	7,488,925	8,005	167	0.12	52
12/16/2009	64	7,480,920	reading error			52
2/23/2010	69	water meter found to be broken				52
4/9/2010	45	12	water meter replaced			22
6/16/2010	68	90	78	1.147	0.0008	22
8/9/2010	54	187,992	187,902	3,480	2.42	22
10/14/2010	66	449,370	261,378	3,960	2.75	23
12/7/2010	54	988,850	539,480	9,990	6.94	23
2/9/2011	64	1,435,180	446,330	6,974	4.84	23
4/27/2011	77	2,152,907	717,727	9,321	6.47	22
6/14/2011	48	2,753,209	600,302	12,506	8.68	22
9/7/2011	85	2,964,373	211,164	2,484	1.73	22
10/26/2011	49	3,517,117	552,744	11,280	7.83	30
12/22/2011	57	3,949,651	432,534	7,588	5.27	30
2/21/2012	61	4,250,370	300,719	4,930	3.42	30
4/20/2012	59	4,614,060	363,690	6,164	4.28	18
6/12/2012	53	4,994,660	380,600	7,181	4.99	18
8/27/2012	76	5,179,430	184,770	2,431	1.69	18

TABLE 1

GROUNDWATER PUMPING DATA

Former Philmar Electronic Site
Mason Street
Morrisonville, Clinton County, NY
NYSDEC Site ID #510008

Date	Days Elapsed	Water Meter	Total Gallons Pumped	Gallons/Day	Gallons/Minute	Influent VOC/MtBE Concentration (ppb)	
10/26/2012	60	5,287,323	107,893	1,798	1.25	18	
12/14/2012	49	5,487,668	200,345	4,089	2.84	18	
2/16/2013	64	5,772,162	284,494	4,445	3.09	18	
4/26/2013	69	6,295,497	523,335	7,585	5.27	13	
6/5/2013	40	6,635,000	339,503	8,488	5.89	13	
8/15/2013	71	7,600,613	965,613	13,600	9.44	13	
10/8/2013	54	7,769,060	168,447	3,119	2.17	32	
12/13/2013	66	7,995,622	226,562	3,433	2.38	32	
2/13/2014	62	8,246,420	250,798	4,045	2.81	32	
4/8/2014	54	8,476,860	230,440	4,267	2.96	4.8	
6/8/2014	61	9,229,540	752,680	12,339	8.57	4.8	
8/11/2014	64	9,638,688	409,148	6,393	4.44	4.8	
8/21/2014			Removed Submersible Pump				
10/6/2014			Reinstalled Submersible Pump				
10/6/2014	56	9,639,564	876	16	0.01	2.6 J	
12/24/2014	79	9,880,369	240,805	3,048	2.12	2.6 J	
2/17/2015	55	10,137,534	257,165	4,676	3.25	2.6J	
4/30/2015	72	10,480,524	342,990	4,764	3.31	8.1J	
6/9/2015	40	10,689,638	209,114	5,228	3.63	8.1J	
Cumulative	4,038		27,902,183				

TABLE 2

SUMMARY OF GROUNDWATER ELEVATIONS

Former Philmar Electronics Site

Mason Street

Morrisonville, Clinton County, New York

NYSDEC Site ID #510008

MONITORING WELL DESIGNATION		MW-6	MW-7	MW-9	DGC-6S	DGC-7S	DGC-8S
TOP OF CASING		89.72	92.04	84.24	83.97	100.00	87.78
BOTTOM OF MONITORING WELL		70.27	73.64	69.24	61.62	79.53	66.58
MEASUREMENT DATE	Gauging Data	GROUNDWATER ELEVATIONS					
4/3/2008	Elevation	85.75	88.43	NA	81.44	95.97	85.85
	DTW	3.97	3.61	NA	2.53	4.03	1.93
10/13/2008	Elevation	83.02	85.19	77.59	78.38	92.25	84.23
	DTW	6.70	6.85	6.65	5.59	7.75	3.55
4/29/2009	Elevation	84.28	88.31	79.60	79.27	95.19	85.50
	DTW	5.44	3.73	4.64	4.70	4.81	2.28
10/13/2009	Elevation	83.73	87.45	78.31	79.32	94.84	85.45
	DTW	5.99	4.59	5.93	4.65	5.16	2.33
4/9/2010	Elevation	85.97	88.59	81.10	80.71	96.05	85.92
	DTW	3.75	3.45	3.14	3.26	3.95	1.86
10/14/2010	Elevation	84.39	88.01	79.92	79.95	95.38	85.36
	DTW	5.33	4.03	4.32	4.02	4.62	2.42
4/27/2011	Elevation	86.17	89.53	82.19	81.83	97.09	86.17
	DTW	3.55	2.51	2.05	2.14	2.91	1.61
10/26/2011	Elevation	85.51	88.77	80.18	80.28	95.51	85.84
	DTW	4.21	3.27	4.06	3.69	4.49	1.94
4/20/2012	Elevation	83.20	87.50	78.87	77.63	94.41	84.90
	DTW	6.52	4.54	5.37	6.34	5.59	2.88
10/26/2012	Elevation	82.82	87.46	77.73	79.59	94.83	85.13
	DTW	6.90	4.58	6.51	4.38	5.17	2.65
4/26/2013	Elevation	85.28	88.71	79.79	79.82	95.02	85.54
	DTW	4.44	3.33	4.45	4.15	4.98	2.24
10/8/2013	Elevation	79.35	85.69	76.57	77.34	93.58	83.90
	DTW	10.37	6.35	7.67	6.63	6.42	3.88
4/8/2014	Elevation	86.52	89.17	NA	81.72	93.76	85.10
	DTW	3.20	2.87	NG	2.25	6.24	2.68
10/6/2014	Elevation	82.32	84.46	75.40	77.38	92.09	79.06
	DTW	7.40	7.58	8.84	6.59	7.91	8.72
4/30/2015	Elevation	85.16	88.52	79.73	79.92	94.71	85.69
	DTW	4.56	3.52	4.51	4.05	5.29	2.09
Top of casing - elevations surveyed to arbitrary benchmark of 100 feet on September 7, 2011 Elevations are presented in feet based on arbitrary datum of 100.00 feet DTW = Depth to Water in Feet NA = Not Applicable NG = Not Gauged							

TABLE 3

GROUNDWATER ANALYTICAL DATA
 Former Philmar Electronics Site
 Mason Street, Clinton County, New York
 NYSDEC Site ID #510008

WELL ID/DATE	GROUNDWATER ANALYTICAL RESULTS							
	Vinyl Chloride	cis 1,2-Dichloroethene	Benzene	Trichloroethene	Chlorobenzene	MtBE	Total Metabolic Acid	Toc
Groundwater Standards	2	5	1	5	5	10		
TRENCH								
12/20/2001	75	310	4.0	1,100	20	10	not analyzed	not analyzed
5/20/2003	31	180	0.8	160	25	1.0	not analyzed	not analyzed
6/10/2004	19	62	<10	61	4.0	<10	not analyzed	not analyzed
7/24/2004	not analyzed	not analyzed	0.8	95	2.8	<1.0	not analyzed	not analyzed
9/15/2004	17	76	<5.0	63	<5.0	<10	not analyzed	14
10/18/2004	not analyzed	not analyzed	<1.0	70	2.4	<1.0	not analyzed	not analyzed
11/24/2004	24	103	<5.0	82	<5.0	<10	<10	not analyzed
12/22/2004	22	55	<5.0	47	<5.0	<10	not analyzed	not analyzed
1/17/2005				not sampled				
4/5/2005				not sampled				
10/27/2005	19	34	<5.0	23	<5.0	not analyzed	not analyzed	not analyzed
4/3/2006	14	42	<5.0	24	9.2	not analyzed	<10	not analyzed
10/12/2006	19	80	<5.0	47	<5.0	not analyzed	not analyzed	not analyzed
4/23/2007	<10	25	<5.0	13	<5.0	not analyzed	not analyzed	not analyzed
10/4/2007	31	43	<5.0	30	<5.0	not analyzed	not analyzed	not analyzed
4/3/2008	<10	19	<5.0	9.2	<5.0	not analyzed	not analyzed	not analyzed
10/10/2008				not sampled				
4/29/2009	<10	19	<5.0	16	5.1	not analyzed	not analyzed	not analyzed
10/13/2009	13	14	<5.0	14	11	not analyzed	not analyzed	not analyzed
4/9/2010	<10	16	<5.0	6.4	<5.0	not analyzed	not analyzed	not analyzed
10/14/2010	<10	5.7	<5.0	17	<5.0	not analyzed	not analyzed	not analyzed
4/27/2011	<10	5.2	<5.0	5.4	<5.0	not analyzed	not analyzed	not analyzed
10/26/2011	8.5	5.3	<3.0	6.4	3.2	not analyzed	not analyzed	not analyzed
4/20/2012	<5.0	3.6	<5.0	14	<5.0	not analyzed	not analyzed	not analyzed
10/26/2012				not sample				
4/26/2013	<5.0	3.2 J	<5.0	10	<5.0	not analyzed	not analyzed	not analyzed
10/8/2013	<5.0	5.8 J	<5.0	26	<5.0	not analyzed	not analyzed	not analyzed
4/8/2014	<5.0	<10	<5.0	4.8 J	<5.0	not analyzed	not analyzed	not analyzed
10/6/2014	<5.0	<10	<5.0	2.6 J	<5.0	not analyzed	not analyzed	not analyzed
4/30/2015	<5.0	3.5 J	<5.0	4.6 J	<5.0	not analyzed	not analyzed	not analyzed
DISCHARGE								
5/20/2003							not analyzed	not analyzed
5/20/2003				not sampled				
6/10/2004				not sampled				
7/24/2004				not sampled				
10/18/2004				not sampled				
11/24/2004				not sampled				
12/22/2004	6.8	41	<5.0	50	<5.0	<10	not analyzed	9.3
1/17/2005	not analyzed	not analyzed	not analyzed	not analyzed	not analyzed	not analyzed	<10	not analyzed
4/5/2005	not analyzed	not analyzed	not analyzed	not analyzed	not analyzed	not analyzed	<10	not analyzed
8/18/2005	not analyzed	not analyzed	<0.5	38	1.1	<2.0	not analyzed	not analyzed
10/27/2005				not sampled				
4/3/2006				not sampled				
10/12/2006	21	63	<5.0	33	<5.0	not analyzed	not analyzed	not analyzed
4/23/2007	<10	25	<5.0	13	<5.0	not analyzed	not analyzed	not analyzed
10/4/2007	22	36	<5.0	25	<5.0	not analyzed	not analyzed	not analyzed
4/3/2008	<10	20	<5.0	9.1	<5.0	not analyzed	not analyzed	not analyzed
10/10/2008				not sampled				
4/29/2009	<10	19	<5.0	16	<5.0	not analyzed	not analyzed	not analyzed
10/13/2009	<10	13	<5.0	18	8.7	not analyzed	not analyzed	not analyzed
4/9/2010	<10	16	<5.0	6.9	<5.0	not analyzed	not analyzed	not analyzed
10/14/2010	12	9.5	<5.0	12	<5.0	not analyzed	not analyzed	not analyzed
4/27/2011	<10	5.2	<5.0	5.6	<5.0	not analyzed	not analyzed	not analyzed
10/26/2011	8.2	5.3	<3.0	6.8	3.2	not analyzed	not analyzed	not analyzed
4/20/2012	2.5	6.4	<5.0	7.3	<5.0	not analyzed	not analyzed	not analyzed
10/26/2012				not sample				
4/26/2013	2.8 J	5.1 J	<5.0	6.3	<5.0	not analyzed	not analyzed	not analyzed
10/8/2013	2.8 J	6.9 J	<5.0	12	<5.0	not analyzed	not analyzed	not analyzed
4/8/2014	1.3 J	3.7 J	<5.0	4.9 J	<5.0	not analyzed	not analyzed	not analyzed
10/6/2014	1.2 J	<5.0	<5.0	3.9 J	3.9 J	not analyzed	not analyzed	not analyzed
4/30/2015	0.8 J	3.2 J	<5.0	5.6	<5.0	not analyzed	not analyzed	not analyzed
MW-6								
12/20/2001				not sampled				
5/20/2003				not sampled				
6/10/2004	<10	<10	<10	<10	<10	<10	not analyzed	not analyzed
7/24/2004				not sampled				
9/15/2004	not analyzed	not analyzed	not analyzed	not analyzed	not analyzed	not analyzed	not analyzed	15
10/18/2004				not sampled				

TABLE 3

GROUNDWATER ANALYTICAL DATA
 Former Philmar Electronics Site
 Mason Street, Clinton County, New York
 NYSDEC Site ID #510008

WELL ID/DATE	GROUNDWATER ANALYTICAL RESULTS							
	Vinyl Chloride	cis 1,2-Dichloroethene	Benzene	Trichloroethene	Chlorobenzene	MtBE	Total Metabolic Acid	Toc
MW-6 (Continued)								
11/24/2004	<5.0	26	<5.0	22	<5.0	<10	<10	not analyzed
12/22/2004				not sampled				
1/17/2005				not sampled				
4/5/2005				not sampled				
10/27/2005	<10	<5.0	<5.0	<5.0	<5.0	not analyzed	not analyzed	not analyzed
4/3/2006	<10	<5.0	<5.0	<5.0	<5.0	not analyzed	not analyzed	not analyzed
10/12/2006	<10	13	<5.0	<5.0	<5.0	not analyzed	not analyzed	not analyzed
4/23/2007	<10	<5.0	<5.0	<5.0	<5.0	not analyzed	not analyzed	not analyzed
10/4/2007	<10	12	<5.0	<5.0	<5.0	not analyzed	not analyzed	not analyzed
4/3/2008	<10	<5.0	<5.0	<5.0	<5.0	not analyzed	not analyzed	not analyzed
10/10/2008	<10	5.6	<5.0	<5.0	<5.0	not analyzed	not analyzed	not analyzed
4/29/2009	<10	<5.0	<5.0	<5.0	<5.0	not analyzed	not analyzed	not analyzed
10/13/2009	<10	5.3	<5.0	8.0	<5.0	not analyzed	not analyzed	not analyzed
4/9/2010	<10	<5.0	<5.0	<5.0	<5.0	not analyzed	not analyzed	not analyzed
10/14/2010	<10	<5.0	<5.0	<5.0	<5.0	not analyzed	not analyzed	not analyzed
4/27/2011	<10	<5.0	<5.0	<5.0	<5.0	not analyzed	not analyzed	not analyzed
10/26/2011	<2.0	<3.0	<3.0	<3.0	<3.0	not analyzed	not analyzed	not analyzed
4/20/2012	<5.0	<10	<5.0	<5.0	<5.0	not analyzed	not analyzed	not analyzed
10/26/2012	<5.0	<5.0	<5.0	2.0	<5.0	not analyzed	not analyzed	not analyzed
4/26/2013	<5.0	<5.0	<5.0	<5.0	<5.0	not analyzed	not analyzed	not analyzed
10/8/2013	<5.0	3.4 J	<5.0	1.5 J	<5.0	not analyzed	not analyzed	not analyzed
4/8/2014	<5.0	<10	<5.0	<5.0	<5.0	not analyzed	not analyzed	not analyzed
10/6/2014	1.3 J	<10	<5.0	1.0 J	<5.0	not analyzed	not analyzed	not analyzed
4/30/2015	<5.0	<10	<5.0	<5.0	<5.0	not analyzed	not analyzed	not analyzed
MW-7								
12/20/2001				not sampled				
5/20/2003				not sampled				
6/10/2004	5.0	15	<10	9.0	7.0	<10	not analyzed	not analyzed
7/24/2004				not sampled				
9/15/2004	not analyzed	not analyzed	not analyzed	not analyzed	not analyzed	not analyzed	not analyzed	14
10/18/2004				not sampled				
11/24/2004	6.7	48	<5.0	12	<5.0	<10	<10	not analyzed
12/22/2004	not analyzed	not analyzed	not analyzed	not analyzed	not analyzed	not analyzed	not analyzed	8.7
1/17/2005	not analyzed	not analyzed	not analyzed	not analyzed	not analyzed	not analyzed	<10	not analyzed
4/5/2005				not sampled				
10/27/2005	39	5.6	<5.0	<5.0	<5.0	not analyzed	not analyzed	not analyzed
4/3/2006	<10	26	<5.0	15	<5.0	not analyzed	<10	not analyzed
10/12/2006	20	<5.0	<5.0	<5.0	9.4	not analyzed	not analyzed	not analyzed
4/23/2007	<10	6.3	<5.0	<5.0	6.4	not analyzed	not analyzed	not analyzed
10/4/2007				not sampled				
4/3/2008	<10	5.8	<5.0	<5.0	<5.0	not analyzed	not analyzed	not analyzed
10/10/2008				not accessible				
4/29/2009	<10	7.4	<5.0	5.6	<5.0	not analyzed	not analyzed	not analyzed
10/13/2009	<10	5.0	<5.0	6.3	7.8	not analyzed	not analyzed	not analyzed
4/9/2010	<10	<5.0	<5.0	<5.0	<5.0	not analyzed	not analyzed	not analyzed
10/14/2010	<10	<5.0	<5.0	<5.0	<5.0	not analyzed	not analyzed	not analyzed
4/27/2011	<10	<5.0	<5.0	<5.0	<5.0	not analyzed	not analyzed	not analyzed
10/26/2011	<2.0	2.6	<3.0	2.2	<3.0	not analyzed	not analyzed	not analyzed
4/20/2012	<5.0	0.8	<5.0	3.9	1.7	not analyzed	not analyzed	not analyzed
10/26/2012	5.3	<5.0	<5.0	0.9	3.3	not analyzed	not analyzed	not analyzed
4/26/2013	<5.0	<10	<5.0	3.1 J	<5.0	not analyzed	not analyzed	not analyzed
10/8/2013	4.6 J	<10	<5.0	<5.0	1.8 J	not analyzed	not analyzed	not analyzed
4/8/2014	1.8 J	<10	<5.0	1.2 J	<5.0	not analyzed	not analyzed	not analyzed
10/6/2014	5.0	<10	<5.0	<5.0	2.9 J	not analyzed	not analyzed	not analyzed
4/30/2015	<5.0	<1.0	<5.0	1.4 J	<5.0	not analyzed	not analyzed	not analyzed
MW-9								
12/20/2001				not sampled				
5/20/2003	2.0	25	1.0	5.0	1.0	1.0	not analyzed	not analyzed
6/10/2004	14	23	<10	2.0	<10	<10	not analyzed	not analyzed
7/24/2004				not sampled				
10/18/2004				not sampled				
11/24/2004				not sampled				
12/22/2004				not sampled				
1/17/2005				not sampled				
4/5/2005				not sampled				
10/27/2005	<10	<5.0	<5.0	<5.0	<5.0	not analyzed	not analyzed	not analyzed
4/3/2006	<10	<5.0	<5.0	<5.0	<5.0	not analyzed	not analyzed	not analyzed
10/12/2006	130	190	<5.0	23	<5.0	not analyzed	not analyzed	not analyzed
4/23/2007	<10	9.1	<5.0	<5.0	<5.0	not analyzed	not analyzed	not analyzed

TABLE 3

GROUNDWATER ANALYTICAL DATA
 Former Philmar Electronics Site
 Mason Street, Clinton County, New York
 NYSDEC Site ID #510008

WELL ID/DATE	GROUNDWATER ANALYTICAL RESULTS							
	Vinyl Chloride	cis 1,2-Dichloroethene	Benzene	Trichloroethene	Chlorobenzene	MtBE	Total Metabolic Acid	Toc
MW-9 (Continued)								
10/4/2007	110	150	<5.0	<5.0	<5.0	not analyzed	not analyzed	not analyzed
4/3/2008				not accessible				
10/10/2008	23	63	<5.0	14	<5.0	not analyzed	not analyzed	not analyzed
4/29/2009	35	66	<5.0	7.5	<5.0	not analyzed	not analyzed	not analyzed
10/13/2009	51	100	<5.0	26	<5.0	not analyzed	not analyzed	not analyzed
4/9/2010	<10	<5.0	<5.0	<5.0	<5.0	not analyzed	not analyzed	not analyzed
10/14/2010	26	28	<5.0	<5.0	<5.0	not analyzed	not analyzed	not analyzed
4/27/2011	15	25	<5.0	<5.0	<5.0	not analyzed	not analyzed	not analyzed
10/26/2011	<2.0	5.7	<3.0	2.3	<3.0	not analyzed	not analyzed	not analyzed
4/20/2012	1.7	5.7	<5.0	1.2	<5.0	not analyzed	not analyzed	not analyzed
10/26/2012	<5.0	3.5	<5.0	1.3	<5.0	not analyzed	not analyzed	not analyzed
4/26/2013	<5.0	5.6 J	<5.0	3.5 J	<5.0	not analyzed	not analyzed	not analyzed
10/8/2013	11	25	<5.0	6.8	<5.0	not analyzed	not analyzed	not analyzed
4/8/2014	Monitoring Well Not Accessible - Surrounded by Surface Water							
10/6/2014	38	62	0.65 J	15	1.1 J	not analyzed	not analyzed	not analyzed
4/30/2015	<5.0	3.6 J	<5.0	2.6 J	<5.0	not analyzed	not analyzed	not analyzed
MW-10								
12/20/2001	not sampled							
5/20/2003	1.0	1.0	1.0	0.5	1.0	1.0	not analyzed	not analyzed
6/10/2004	<10	<10	<10	<10	<10	<10	not analyzed	not analyzed
7/24/2004 - 4/30/2015	not sampled							
MW-11								
12/20/2001	not sampled							
5/20/2003	not sampled							
6/10/2004	<10	<10	<10	<10	<10	<10	not analyzed	not analyzed
7/24/2004 - 10/6/2014	not sampled							
DGC-6S								
12/20/2001	not sampled							
5/20/2003	30	8.0	1.0	1.0	1.0	1.0	not analyzed	not analyzed
6/10/2004	not sampled							
7/24/2004	not sampled							
10/18/2004	not sampled							
11/24/2004	not sampled							
12/22/2004	not sampled							
1/17/2005	not sampled							
4/5/2005	not sampled							
10/27/2005	not sampled							
4/3/2006	10	6.6	<5.0	<5.0	<5.0	not analyzed	not analyzed	not analyzed
10/12/2006	14	7.0	<5.0	<5.0	<5.0	not analyzed	not analyzed	not analyzed
4/23/2007	11	5.8	<5.0	<5.0	<5.0	not analyzed	not analyzed	not analyzed
10/4/2007	13	7.0	<5.0	<5.0	<5.0	not analyzed	not analyzed	not analyzed
4/3/2008	<10	<5.0	<5.0	<5.0	<5.0	not analyzed	not analyzed	not analyzed
10/10/2008	<10	<5.0	<5.0	<5.0	<5.0	not analyzed	not analyzed	not analyzed
4/29/2009	<10	6.7	<5.0	<5.0	<5.0	not analyzed	not analyzed	not analyzed
10/13/2009	<10	<5.0	<5.0	<5.0	<5.0	not analyzed	not analyzed	not analyzed
4/9/2010	<10	<5.0	<5.0	<5.0	<5.0	not analyzed	not analyzed	not analyzed
10/14/2010	<10	<5.0	<5.0	<5.0	<5.0	not analyzed	not analyzed	not analyzed
4/27/2011	<10	<5.0	<5.0	<5.0	<5.0	not analyzed	not analyzed	not analyzed
10/26/2011	<2.0	<3.0	<3.0	<3.0	<3.0	not analyzed	not analyzed	not analyzed
4/20/2012	<5.0	<10	<5.0	<5.0	<5.0	not analyzed	not analyzed	not analyzed
10/26/2012	3.3	<5.0	<5.0	<5.0	<5.0	not analyzed	not analyzed	not analyzed
4/26/2013	<5.0	<10	<5.0	<5.0	<5.0	not analyzed	not analyzed	not analyzed
10/8/2013	<5.0	<10	<5.0	<5.0	<5.0	not analyzed	not analyzed	not analyzed
4/8/2014	3.0 J	<10	<5.0	<5.0	<5.0	not analyzed	not analyzed	not analyzed
10/6/2014	2.5 J	<10	<5.0	<5.0	<5.0	not analyzed	not analyzed	not analyzed
4/30/2015	1.0 J	<10	<5.0	<5.0	<5.0	not analyzed	not analyzed	not analyzed
DGC-6I								
12/20/2001	not sampled							
5/20/2003	1.0	1.0	1.0	1.0	1.0	not analyzed	not analyzed	not analyzed
7/24/2004 - 10/6/2014	not sampled							
DGC-7S								
12/20/2001	not sampled							
5/20/2003	9.0	13	1.0	0.6	4.0	5.0	not analyzed	not analyzed
6/10/2004	6.0	6.0	<10	<10	4.0	2.0	not analyzed	not analyzed
7/24/2004	not sampled							
10/18/2004	not sampled							
11/24/2004	not sampled							
12/22/2004	not sampled							
1/17/2005	not sampled							

TABLE 3

GROUNDWATER ANALYTICAL DATA
 Former Philmar Electronics Site
 Mason Street, Clinton County, New York
 NYSDEC Site ID #510008

WELL ID/DATE	GROUNDWATER ANALYTICAL RESULTS							
	Vinyl Chloride	cis 1,2-Dichloroethene	Benzene	Trichloroethene	Chlorobenzene	MtBE	Total Metabolic Acid	Toc
DGC-7S (Continued)								
4/5/2005	not sampled							
10/27/2005	<10	8.2	<5.0	<5.0	5.8	not analyzed	not analyzed	not analyzed
4/3/2006	<10	6.5	<5.0	<5.0	<5.0	not analyzed	not analyzed	not analyzed
10/12/2006	<10	21	<5.0	<5.0	8.8	not analyzed	not analyzed	not analyzed
4/23/2007	<10	<5.0	<5.0	<5.0	<5.0	not analyzed	not analyzed	not analyzed
10/4/2007	<1.0	9.7	<5.0	<5.0	8.4	not analyzed	not analyzed	not analyzed
4/3/2008	<10	<5.0	<5.0	<5.0	<5.0	not analyzed	not analyzed	not analyzed
10/10/2008	<10	<5.0	<5.0	<5.0	7.1	not analyzed	not analyzed	not analyzed
4/29/2009	<10	<5.0	<5.0	<5.0	7.0	not analyzed	not analyzed	not analyzed
10/13/2009	<10	<5.0	<5.0	<5.0	<5.0	not analyzed	not analyzed	not analyzed
4/9/2010	<10	<5.0	<5.0	<5.0	<5.0	not analyzed	not analyzed	not analyzed
10/14/2010	<10	<5.0	<5.0	<5.0	5.4	not analyzed	not analyzed	not analyzed
4/27/2011	<10	<5.0	<5.0	<5.0	<5.0	not analyzed	not analyzed	not analyzed
10/26/2011	<2.0	<3.0	<3.0	<3.0	<3.0	not analyzed	not analyzed	not analyzed
<u>4/20/2012</u>	<5.0	<10	<5.0	<5.0	2.4	not analyzed	not analyzed	not analyzed
<u>10/26/2012</u>	<5.0	<10	<5.0	<5.0	2.5	not analyzed	not analyzed	not analyzed
<u>4/26/2013</u>	<5.0	<10	<5.0	<5.0	<5.0	not analyzed	not analyzed	not analyzed
<u>10/8/2013</u>	<5.0	<10	<5.0	<5.0	3.0 J	not analyzed	not analyzed	not analyzed
<u>4/8/2014</u>	0.95 J	<1.0	<5.0	<5.0	3.3 J	not analyzed	not analyzed	not analyzed
<u>10/6/2014</u>	<5.0	<10	<5.0	<5.0	5.4	not analyzed	not analyzed	not analyzed
<u>4/30/2015</u>	1.6 J	<10	<5.0	<5.0	2.0 J	not analyzed	not analyzed	not analyzed
DGC-8S								
12/20/2001	not sampled							
5/20/2003	4.0	10	1.0	18	1.0	5.0	not analyzed	not analyzed
6/10/2004	4.0	8.0	<10	18	<10	6.0	not analyzed	not analyzed
7/24/2004	not sampled							
9/14/2004	not analyzed	not analyzed	not analyzed	not analyzed	not analyzed	not analyzed	not analyzed	5.2
10/18/2004	not sampled							
11/24/2004	<5.0	<5.0	<5.0	22	<5.0	6.8	<10	not analyzed
12/22/2004	not sampled							
1/17/2005	not sampled							
4/5/2005	not sampled							
10/27/2005	10	17	<5.0	27	<5.0	not analyzed	not analyzed	not analyzed
4/3/2006	<10	10	<5.0	20	<5.0	not analyzed	not analyzed	not analyzed
10/12/2006	<10	12	<5.0	38	<5.0	not analyzed	not analyzed	not analyzed
4/23/2007	<10	10	<5.0	16	<5.0	not analyzed	not analyzed	not analyzed
10/4/2007	<10	11	<5.0	11	<5.0	not analyzed	not analyzed	not analyzed
4/3/2008	<10	8.0	<5.0	16	<5.0	not analyzed	not analyzed	not analyzed
10/10/2008	<10	10	<5.0	20	<5.0	not analyzed	not analyzed	not analyzed
4/29/2009	<10	22	<5.0	15	<5.0	not analyzed	not analyzed	not analyzed
10/13/2009	<10	6.8	<5.0	20	<5.0	not analyzed	not analyzed	not analyzed
4/9/2010	<10	11	<5.0	14	<5.0	not analyzed	not analyzed	not analyzed
10/14/2010	10	19	<5.0	7.3	<5.0	not analyzed	not analyzed	not analyzed
4/27/2011	<10	17	<5.0	6.8	<5.0	not analyzed	not analyzed	not analyzed
10/26/2011	<2.0	4.5	<3.0	4.9	<3.0	not analyzed	not analyzed	not analyzed
<u>4/20/2012</u>	1.4	9.8	<5.0	13	<5.0	not analyzed	not analyzed	not analyzed
<u>10/26/2012</u>	5.5	12	<5.0	10	<5.0	not analyzed	not analyzed	not analyzed
<u>4/26/2013</u>	2.8 J	11	<5.0	9.4	<5.0	not analyzed	not analyzed	not analyzed
<u>10/8/2013</u>	4.3 J	17	<5.0	15	<5.0	not analyzed	not analyzed	not analyzed
<u>4/8/2014</u>	1.9 J	13	<5.0	9.0	<5.0	not analyzed	not analyzed	not analyzed
<u>10/6/2014</u>	<5.0	<10	<5.0	<5.0	<5.0	not analyzed	not analyzed	not analyzed
<u>4/30/2015</u>	1.8 J	13	<5.0	8.0	<5.0	not analyzed	not analyzed	not analyzed

All values reported in parts per billion (ug/L)

TOC = Total Organic Carbon

MtBE = Methyl Tertiary Butyl Ether

Bold values exceed NYSDEC groundwater standards

J = Result is less than the RL but greater than or equal to the MDL and the concentration is an approximated value

Volatile Organic Compounds analyzed by USEPA Method 624

TOC analyzed by EPA Method 415.1

Metabolic Acids include Acetic Acid, Butyric Acid, Lactic Acid, Propionic Acid and Pyruvic Acid

Underlined = Cis-1,2-Dichloroethene result reflects "1,2-Dichloroethene, Total"

TABLE 4

SUMMARY OF GOUNDWATER FIELD MEASUREMENTS

Former Philmar Electronics Site
 Mason Street
 Morrisonville, Clinton County, New York
 NYSDEC Site ID #510008

WELL ID/DATE	WATER QUALITY PARAMETER				
	Temp	S.C.	DO	PH	ORP
MW-6					
4/27/11	38.99	314	2.0	7.03	-211.0
10/26/11	54.45	684	0.4	7.03	-113.4
04/20/12	54.14	680	*	7.03	-110.2
10/26/12	54.50	1523	3.7	6.92	31.3
04/26/13	42.50	423	1.5	7.69	-5.1
10/08/13	54.57	1087	3.8	6.74	-122.8
04/08/14	NM	NM	NM	NM	NM
10/06/14	56.21	540	5.6	3.34	-201.8
04/30/15	38.64	722	1.5	7.01	44.7
MW-7					
4/27/11	40.39	377	1.5	6.98	-8.3
10/26/11	54.48	752	3.5	7.05	-82.5
04/20/12	54.23	745	*	7.00	-82.1
10/26/12	52.86	843	0.9	6.56	-41.6
04/26/13	42.18	411	5.8	7.53	-35.4
10/08/13	55.67	739	1.6	6.97	-35.7
04/08/14	NM	NM	NM	NM	NM
10/06/14	53.65	430	4.9	3.47	-152.7
04/30/15	38.07	803	1.4	3.67	623.7
MW-9					
4/27/11	40.88	271	0.7	7.24	41.1
10/26/11	54.27	498	0.9	7.28	52.1
04/20/12	54.21	495	*	7.50	49.2
10/26/12	53.82	552	5.4	6.50	71.1
04/26/13	43.69	244	3.7	7.92	-20.3
10/08/13	57.13	535	4.6	7.02	55.3
04/08/14	NM	NM	NM	NM	NM
10/06/14	58.19	410	4.6	6.95	-273.2
04/30/15	42.01	470	2.5	2.31	668.4
DGC-6S					
4/27/11	39.92	415	0.7	7.32	58.3
10/26/11	52.99	627	7.7	7.60	50.9
04/20/12	53.01	625	*	7.40	48.1
10/26/12	53.24	769	1.6	6.95	5.8
04/26/13	41.60	471	1.2	7.89	-9.1
10/08/13	54.45	748	*	7.36	94.4
04/08/14	NM	NM	NM	NM	NM
10/06/14	55.83	360	7.1	5.58	-246.3
04/30/15	39.87	836	7.2	5.43	546.7
DGC-7S					
4/27/11	NM	NM	NM	NM	NM
10/26/11	52.63	673	4.1	6.96	197.6
04/20/12	52.61	670	*	7.00	185.8
10/26/12	56.26	872	5.5	6.71	67.0
04/26/13	NM	NM	NM	NM	NM
10/08/13	NM	NM	NM	NM	NM
04/08/14	NM	NM	NM	NM	NM
10/06/14	55.53	380	7.6	7.89	-313.2
04/30/15	39.00	1308	1.7	6.79	92.4

TABLE 4**SUMMARY OF GOUNDWATER FIELD MEASUREMENTS**

Former Philmar Electronics Site
Mason Street
Morrisonville, Clinton County, New York
NYSDEC Site ID #510008

WELL ID/DATE	WATER QUALITY PARAMETER				
	Temp	S.C.	DO	PH	ORP
DGC-8S					
4/27/11	40.01	506	1.0	7.15	-41.1
10/26/11	53.56	761	4.0	7.49	-21.9
04/20/12	52.79	755	*	7.31	-22.1
10/26/12	53.83	911	0.7	6.22	-24.5
04/26/13	42.28	539	2.7	7.83	-34.5
10/08/13	55.26	893	2.0	6.93	-1.6
04/08/14	NM	NM	NM	NM	NM
10/06/14	55.06	380	10.8	5.37	-252.7
04/30/15	39.96	917	1.6	7.00	41.5
Notes:					
Measurements obtained with YSI Model 556 multiprobe system meter.					
D.O. = Dissolved Oxygen in milligrams per Liter (mg/L or parts per million [ppm])					
ORP = Oxygen-Reduction Potential in millivolts (mV)					
S.C. = Specific Conductance in microseimens per centimeter (uS/cm)					
Temp. = Groundwater Temperature in Degrees Fahrenheit					
pH measured in standard units					
NM = Not Measured					
* probe sensor malfunctioned during use					

TestAmerica

THE LEADER IN ENVIRONMENTAL TESTING

ANALYTICAL REPORT

TestAmerica Laboratories, Inc.

TestAmerica Buffalo

10 Hazelwood Drive

Amherst, NY 14228-2298

Tel: (716)691-2600

TestAmerica Job ID: 480-79821-1

Client Project/Site: Philmar Electronics #510008

Revision: 1

For:

New York State D.E.C.

625 Broadway

Albany, New York 12233

Attn: Greg Handly



Authorized for release by:

5/18/2015 4:05:11 PM

Judy Stone, Senior Project Manager

(484)685-0868

judy.stone@testamericainc.com

LINKS

Review your project
results through

TotalAccess

Have a Question?



Visit us at:

www.testamericainc.com

The test results in this report meet all 2003 NELAC and 2009 TNI requirements for accredited parameters, exceptions are noted in this report. This report may not be reproduced except in full, and with written approval from the laboratory. For questions please contact the Project Manager at the e-mail address or telephone number listed on this page.

This report has been electronically signed and authorized by the signatory. Electronic signature is intended to be the legally binding equivalent of a traditionally handwritten signature.

Results relate only to the items tested and the sample(s) as received by the laboratory.

1

2

3

4

5

6

7

8

9

10

11

I certify that this data package is in compliance with the terms and conditions of the contract, both technically and for completeness, for other than the conditions detailed within the body of this report. Release of the data contained in this sample data package and in the electronic data deliverable has been authorized by the Laboratory Manager or his/her designee, as verified by the following signature.



Judy Stone
Senior Project Manager
5/18/2015 4:05:11 PM



Table of Contents

Cover Page	1
Table of Contents	3
Definitions/Glossary	4
Case Narrative	5
Client Sample Results	6
Lab Chronicle	14
Certification Summary	16
Method Summary	17
Sample Summary	18
Receipt Checklists	19
Chain of Custody	20

Definitions/Glossary

Client: New York State D.E.C.
Project/Site: Philmar Electronics #510008

TestAmerica Job ID: 480-79821-1

Qualifiers

GC/MS VOA

Qualifier	Qualifier Description
J	Result is less than the RL but greater than or equal to the MDL and the concentration is an approximate value.

Glossary

Abbreviation	These commonly used abbreviations may or may not be present in this report.
▫	Listed under the "D" column to designate that the result is reported on a dry weight basis
%R	Percent Recovery
CFL	Contains Free Liquid
CNF	Contains no Free Liquid
DER	Duplicate error ratio (normalized absolute difference)
Dil Fac	Dilution Factor
DL, RA, RE, IN	Indicates a Dilution, Re-analysis, Re-extraction, or additional Initial metals/anion analysis of the sample
DLC	Decision level concentration
MDA	Minimum detectable activity
EDL	Estimated Detection Limit
MDC	Minimum detectable concentration
MDL	Method Detection Limit
ML	Minimum Level (Dioxin)
NC	Not Calculated
ND	Not detected at the reporting limit (or MDL or EDL if shown)
PQL	Practical Quantitation Limit
QC	Quality Control
RER	Relative error ratio
RL	Reporting Limit or Requested Limit (Radiochemistry)
RPD	Relative Percent Difference, a measure of the relative difference between two points
TEF	Toxicity Equivalent Factor (Dioxin)
TEQ	Toxicity Equivalent Quotient (Dioxin)

Case Narrative

Client: New York State D.E.C.
Project/Site: Philmar Electronics #510008

TestAmerica Job ID: 480-79821-1

Job ID: 480-79821-1

Laboratory: TestAmerica Buffalo

Narrative

Job Narrative 480-79821-1

Revision (1)

This report has been revised to change sample IDs for samples 4, 5, and 6 as requested by the contractor.

Receipt

The samples were received on 5/7/2015 2:05 AM; the samples arrived in good condition, properly preserved and, where required, on ice. The temperature of the cooler at receipt was 0.9° C.

GC/MS VOA

Method(s) 624: The preservative used in the sample containers provided is not compatible with the Method 624 analytes requested. The following samples were received preserved with hydrochloric acid: MW-6 (480-79821-1), MW-7 (480-79821-2), MW-9 (480-79821-3), DGC-6S (480-79821-4), DGC-7S (480-79821-5), DGC-8S (480-79821-6), TRENCH (480-79821-7) and DISCHARGE (480-79821-8). The requested target analyte list contains 2-chloroethylvinyl ether, which is an acid-labile compound that degrades in an acidic medium.

No additional analytical or quality issues were noted, other than those described above or in the Definitions/Glossary page.



Client Sample Results

Client: New York State D.E.C.
Project/Site: Philmar Electronics #510008

TestAmerica Job ID: 480-79821-1

Client Sample ID: MW-6
Date Collected: 04/30/15 11:15
Date Received: 05/07/15 02:05

Lab Sample ID: 480-79821-1
Matrix: Water

Method: 624 - Volatile Organic Compounds (GC/MS)

Analyte	Result	Qualifier	RL	MDL	Unit	D	Prepared	Analyzed	Dil Fac
Acrolein	ND		100	17	ug/L			05/08/15 01:14	1
Acrylonitrile	ND		50	1.9	ug/L			05/08/15 01:14	1
Benzene	ND		5.0	0.60	ug/L			05/08/15 01:14	1
Dichlorobromomethane	ND		5.0	0.54	ug/L			05/08/15 01:14	1
Bromoform	ND		5.0	0.47	ug/L			05/08/15 01:14	1
Bromomethane	ND		5.0	1.2	ug/L			05/08/15 01:14	1
Carbon tetrachloride	ND		5.0	0.51	ug/L			05/08/15 01:14	1
Chlorobenzene	ND		5.0	0.48	ug/L			05/08/15 01:14	1
Chloroethane	ND		5.0	0.87	ug/L			05/08/15 01:14	1
2-Chloroethyl vinyl ether	ND		25	1.9	ug/L			05/08/15 01:14	1
Chloroform	ND		5.0	0.54	ug/L			05/08/15 01:14	1
Chloromethane	ND		5.0	0.64	ug/L			05/08/15 01:14	1
Chlorodibromomethane	ND		5.0	0.41	ug/L			05/08/15 01:14	1
1,1-Dichloroethane	ND		5.0	0.59	ug/L			05/08/15 01:14	1
1,2-Dichloroethane	ND		5.0	0.60	ug/L			05/08/15 01:14	1
1,1-Dichloroethene	ND		5.0	0.85	ug/L			05/08/15 01:14	1
trans-1,2-Dichloroethene	ND		5.0	0.59	ug/L			05/08/15 01:14	1
1,2-Dichloropropane	ND		5.0	0.61	ug/L			05/08/15 01:14	1
cis-1,3-Dichloropropene	ND		5.0	0.33	ug/L			05/08/15 01:14	1
trans-1,3-Dichloropropene	ND		5.0	0.44	ug/L			05/08/15 01:14	1
Ethylbenzene	ND		5.0	0.46	ug/L			05/08/15 01:14	1
Methylene Chloride	ND		5.0	0.81	ug/L			05/08/15 01:14	1
1,1,2,2-Tetrachloroethane	ND		5.0	0.26	ug/L			05/08/15 01:14	1
Tetrachloroethene	ND		5.0	0.34	ug/L			05/08/15 01:14	1
Toluene	ND		5.0	0.45	ug/L			05/08/15 01:14	1
1,1,1-Trichloroethane	ND		5.0	0.39	ug/L			05/08/15 01:14	1
1,1,2-Trichloroethane	ND		5.0	0.48	ug/L			05/08/15 01:14	1
Trichloroethene	ND		5.0	0.60	ug/L			05/08/15 01:14	1
Vinyl chloride	ND		5.0	0.75	ug/L			05/08/15 01:14	1
1,2-Dichlorobenzene	ND		5.0	0.44	ug/L			05/08/15 01:14	1
1,2-Dichloroethene, Total	ND		10	3.2	ug/L			05/08/15 01:14	1
1,3-Dichlorobenzene	ND		5.0	0.54	ug/L			05/08/15 01:14	1
1,4-Dichlorobenzene	ND		5.0	0.51	ug/L			05/08/15 01:14	1

Surrogate	%Recovery	Qualifier	Limits	Prepared	Analyzed	Dil Fac
1,2-Dichloroethane-d4 (Surr)	113		72 - 130		05/08/15 01:14	1
4-Bromofluorobenzene (Surr)	95		69 - 121		05/08/15 01:14	1
Toluene-d8 (Surr)	100		70 - 123		05/08/15 01:14	1

Client Sample ID: MW-7
Date Collected: 04/30/15 11:25
Date Received: 05/07/15 02:05

Lab Sample ID: 480-79821-2
Matrix: Water

Method: 624 - Volatile Organic Compounds (GC/MS)

Analyte	Result	Qualifier	RL	MDL	Unit	D	Prepared	Analyzed	Dil Fac
Acrolein	ND		100	17	ug/L			05/08/15 01:39	1
Acrylonitrile	ND		50	1.9	ug/L			05/08/15 01:39	1
Benzene	ND		5.0	0.60	ug/L			05/08/15 01:39	1
Dichlorobromomethane	ND		5.0	0.54	ug/L			05/08/15 01:39	1
Bromoform	ND		5.0	0.47	ug/L			05/08/15 01:39	1

TestAmerica Buffalo

Client Sample Results

Client: New York State D.E.C.
Project/Site: Philmar Electronics #510008

TestAmerica Job ID: 480-79821-1

Client Sample ID: MW-7
Date Collected: 04/30/15 11:25
Date Received: 05/07/15 02:05

Lab Sample ID: 480-79821-2
Matrix: Water

Method: 624 - Volatile Organic Compounds (GC/MS) (Continued)

Analyte	Result	Qualifier	RL	MDL	Unit	D	Prepared	Analyzed	Dil Fac
Bromomethane	ND		5.0	1.2	ug/L			05/08/15 01:39	1
Carbon tetrachloride	ND		5.0	0.51	ug/L			05/08/15 01:39	1
Chlorobenzene	ND		5.0	0.48	ug/L			05/08/15 01:39	1
Chloroethane	ND		5.0	0.87	ug/L			05/08/15 01:39	1
2-Chloroethyl vinyl ether	ND		25	1.9	ug/L			05/08/15 01:39	1
Chloroform	ND		5.0	0.54	ug/L			05/08/15 01:39	1
Chloromethane	ND		5.0	0.64	ug/L			05/08/15 01:39	1
Chlorodibromomethane	ND		5.0	0.41	ug/L			05/08/15 01:39	1
1,1-Dichloroethane	ND		5.0	0.59	ug/L			05/08/15 01:39	1
1,2-Dichloroethane	ND		5.0	0.60	ug/L			05/08/15 01:39	1
1,1-Dichloroethene	ND		5.0	0.85	ug/L			05/08/15 01:39	1
trans-1,2-Dichloroethene	ND		5.0	0.59	ug/L			05/08/15 01:39	1
1,2-Dichloropropane	ND		5.0	0.61	ug/L			05/08/15 01:39	1
cis-1,3-Dichloropropene	ND		5.0	0.33	ug/L			05/08/15 01:39	1
trans-1,3-Dichloropropene	ND		5.0	0.44	ug/L			05/08/15 01:39	1
Ethylbenzene	ND		5.0	0.46	ug/L			05/08/15 01:39	1
Methylene Chloride	ND		5.0	0.81	ug/L			05/08/15 01:39	1
1,1,2,2-Tetrachloroethane	ND		5.0	0.26	ug/L			05/08/15 01:39	1
Tetrachloroethene	ND		5.0	0.34	ug/L			05/08/15 01:39	1
Toluene	ND		5.0	0.45	ug/L			05/08/15 01:39	1
1,1,1-Trichloroethane	ND		5.0	0.39	ug/L			05/08/15 01:39	1
1,1,2-Trichloroethane	ND		5.0	0.48	ug/L			05/08/15 01:39	1
Trichloroethene	1.4	J	5.0	0.60	ug/L			05/08/15 01:39	1
Vinyl chloride	ND		5.0	0.75	ug/L			05/08/15 01:39	1
1,2-Dichlorobenzene	ND		5.0	0.44	ug/L			05/08/15 01:39	1
1,2-Dichloroethene, Total	ND		10	3.2	ug/L			05/08/15 01:39	1
1,3-Dichlorobenzene	ND		5.0	0.54	ug/L			05/08/15 01:39	1
1,4-Dichlorobenzene	ND		5.0	0.51	ug/L			05/08/15 01:39	1
Surrogate	%Recovery	Qualifier	Limits				Prepared	Analyzed	Dil Fac
1,2-Dichloroethane-d4 (Surr)	112		72 - 130					05/08/15 01:39	1
4-Bromofluorobenzene (Surr)	96		69 - 121					05/08/15 01:39	1
Toluene-d8 (Surr)	102		70 - 123					05/08/15 01:39	1

Client Sample ID: MW-9
Date Collected: 04/30/15 11:35
Date Received: 05/07/15 02:05

Lab Sample ID: 480-79821-3
Matrix: Water

Method: 624 - Volatile Organic Compounds (GC/MS)

Analyte	Result	Qualifier	RL	MDL	Unit	D	Prepared	Analyzed	Dil Fac
Acrolein	ND		100	17	ug/L			05/08/15 02:04	1
Acrylonitrile	ND		50	1.9	ug/L			05/08/15 02:04	1
Benzene	ND		5.0	0.60	ug/L			05/08/15 02:04	1
Dichlorobromomethane	ND		5.0	0.54	ug/L			05/08/15 02:04	1
Bromoform	ND		5.0	0.47	ug/L			05/08/15 02:04	1
Bromomethane	ND		5.0	1.2	ug/L			05/08/15 02:04	1
Carbon tetrachloride	ND		5.0	0.51	ug/L			05/08/15 02:04	1
Chlorobenzene	ND		5.0	0.48	ug/L			05/08/15 02:04	1
Chloroethane	ND		5.0	0.87	ug/L			05/08/15 02:04	1
2-Chloroethyl vinyl ether	ND		25	1.9	ug/L			05/08/15 02:04	1

TestAmerica Buffalo

Client Sample Results

Client: New York State D.E.C.
Project/Site: Philmar Electronics #510008

TestAmerica Job ID: 480-79821-1

Client Sample ID: MW-9

Lab Sample ID: 480-79821-3

Date Collected: 04/30/15 11:35

Matrix: Water

Date Received: 05/07/15 02:05

Method: 624 - Volatile Organic Compounds (GC/MS) (Continued)

Analyte	Result	Qualifier	RL	MDL	Unit	D	Prepared	Analyzed	Dil Fac
Chloroform	ND		5.0	0.54	ug/L			05/08/15 02:04	1
Chloromethane	ND		5.0	0.64	ug/L			05/08/15 02:04	1
Chlorodibromomethane	ND		5.0	0.41	ug/L			05/08/15 02:04	1
1,1-Dichloroethane	ND		5.0	0.59	ug/L			05/08/15 02:04	1
1,2-Dichloroethane	ND		5.0	0.60	ug/L			05/08/15 02:04	1
1,1-Dichloroethene	ND		5.0	0.85	ug/L			05/08/15 02:04	1
trans-1,2-Dichloroethene	ND		5.0	0.59	ug/L			05/08/15 02:04	1
1,2-Dichloropropane	ND		5.0	0.61	ug/L			05/08/15 02:04	1
cis-1,3-Dichloropropene	ND		5.0	0.33	ug/L			05/08/15 02:04	1
trans-1,3-Dichloropropene	ND		5.0	0.44	ug/L			05/08/15 02:04	1
Ethylbenzene	ND		5.0	0.46	ug/L			05/08/15 02:04	1
Methylene Chloride	ND		5.0	0.81	ug/L			05/08/15 02:04	1
1,1,2,2-Tetrachloroethane	ND		5.0	0.26	ug/L			05/08/15 02:04	1
Tetrachloroethene	ND		5.0	0.34	ug/L			05/08/15 02:04	1
Toluene	ND		5.0	0.45	ug/L			05/08/15 02:04	1
1,1,1-Trichloroethane	ND		5.0	0.39	ug/L			05/08/15 02:04	1
1,1,2-Trichloroethane	ND		5.0	0.48	ug/L			05/08/15 02:04	1
Trichloroethene	2.6	J	5.0	0.60	ug/L			05/08/15 02:04	1
Vinyl chloride	ND		5.0	0.75	ug/L			05/08/15 02:04	1
1,2-Dichlorobenzene	ND		5.0	0.44	ug/L			05/08/15 02:04	1
1,2-Dichloroethene, Total	3.6	J	10	3.2	ug/L			05/08/15 02:04	1
1,3-Dichlorobenzene	ND		5.0	0.54	ug/L			05/08/15 02:04	1
1,4-Dichlorobenzene	ND		5.0	0.51	ug/L			05/08/15 02:04	1

Surrogate	%Recovery	Qualifier	Limits	Prepared	Analyzed	Dil Fac
1,2-Dichloroethane-d4 (Surr)	112		72 - 130		05/08/15 02:04	1
4-Bromofluorobenzene (Surr)	97		69 - 121		05/08/15 02:04	1
Toluene-d8 (Surr)	100		70 - 123		05/08/15 02:04	1

Client Sample ID: DGC-6S

Lab Sample ID: 480-79821-4

Date Collected: 04/30/15 11:45

Matrix: Water

Date Received: 05/07/15 02:05

Method: 624 - Volatile Organic Compounds (GC/MS)

Analyte	Result	Qualifier	RL	MDL	Unit	D	Prepared	Analyzed	Dil Fac
Acrolein	ND		100	17	ug/L			05/08/15 02:29	1
Acrylonitrile	ND		50	1.9	ug/L			05/08/15 02:29	1
Benzene	ND		5.0	0.60	ug/L			05/08/15 02:29	1
Dichlorobromomethane	ND		5.0	0.54	ug/L			05/08/15 02:29	1
Bromoform	ND		5.0	0.47	ug/L			05/08/15 02:29	1
Bromomethane	ND		5.0	1.2	ug/L			05/08/15 02:29	1
Carbon tetrachloride	ND		5.0	0.51	ug/L			05/08/15 02:29	1
Chlorobenzene	ND		5.0	0.48	ug/L			05/08/15 02:29	1
Chloroethane	ND		5.0	0.87	ug/L			05/08/15 02:29	1
2-Chloroethyl vinyl ether	ND		25	1.9	ug/L			05/08/15 02:29	1
Chloroform	ND		5.0	0.54	ug/L			05/08/15 02:29	1
Chloromethane	ND		5.0	0.64	ug/L			05/08/15 02:29	1
Chlorodibromomethane	ND		5.0	0.41	ug/L			05/08/15 02:29	1
1,1-Dichloroethane	ND		5.0	0.59	ug/L			05/08/15 02:29	1
1,2-Dichloroethane	ND		5.0	0.60	ug/L			05/08/15 02:29	1

TestAmerica Buffalo

Client Sample Results

Client: New York State D.E.C.
Project/Site: Philmar Electronics #510008

TestAmerica Job ID: 480-79821-1

Client Sample ID: DGC-6S

Lab Sample ID: 480-79821-4

Date Collected: 04/30/15 11:45

Matrix: Water

Date Received: 05/07/15 02:05

Method: 624 - Volatile Organic Compounds (GC/MS) (Continued)

Analyte	Result	Qualifier	RL	MDL	Unit	D	Prepared	Analyzed	Dil Fac
1,1-Dichloroethene	ND		5.0	0.85	ug/L			05/08/15 02:29	1
trans-1,2-Dichloroethene	ND		5.0	0.59	ug/L			05/08/15 02:29	1
1,2-Dichloropropane	ND		5.0	0.61	ug/L			05/08/15 02:29	1
cis-1,3-Dichloropropene	ND		5.0	0.33	ug/L			05/08/15 02:29	1
trans-1,3-Dichloropropene	ND		5.0	0.44	ug/L			05/08/15 02:29	1
Ethylbenzene	ND		5.0	0.46	ug/L			05/08/15 02:29	1
Methylene Chloride	ND		5.0	0.81	ug/L			05/08/15 02:29	1
1,1,2,2-Tetrachloroethane	ND		5.0	0.26	ug/L			05/08/15 02:29	1
Tetrachloroethene	ND		5.0	0.34	ug/L			05/08/15 02:29	1
Toluene	ND		5.0	0.45	ug/L			05/08/15 02:29	1
1,1,1-Trichloroethane	ND		5.0	0.39	ug/L			05/08/15 02:29	1
1,1,2-Trichloroethane	ND		5.0	0.48	ug/L			05/08/15 02:29	1
Trichloroethene	ND		5.0	0.60	ug/L			05/08/15 02:29	1
Vinyl chloride	1.0	J	5.0	0.75	ug/L			05/08/15 02:29	1
1,2-Dichlorobenzene	ND		5.0	0.44	ug/L			05/08/15 02:29	1
1,2-Dichloroethene, Total	ND		10	3.2	ug/L			05/08/15 02:29	1
1,3-Dichlorobenzene	ND		5.0	0.54	ug/L			05/08/15 02:29	1
1,4-Dichlorobenzene	ND		5.0	0.51	ug/L			05/08/15 02:29	1

Surrogate	%Recovery	Qualifier	Limits	Prepared	Analyzed	Dil Fac
1,2-Dichloroethane-d4 (Surr)	114		72 - 130		05/08/15 02:29	1
4-Bromofluorobenzene (Surr)	99		69 - 121		05/08/15 02:29	1
Toluene-d8 (Surr)	103		70 - 123		05/08/15 02:29	1

Client Sample ID: DGC-7S

Lab Sample ID: 480-79821-5

Date Collected: 04/30/15 11:55

Matrix: Water

Date Received: 05/07/15 02:05

Method: 624 - Volatile Organic Compounds (GC/MS)

Analyte	Result	Qualifier	RL	MDL	Unit	D	Prepared	Analyzed	Dil Fac
Acrolein	ND		100	17	ug/L			05/08/15 02:54	1
Acrylonitrile	ND		50	1.9	ug/L			05/08/15 02:54	1
Benzene	ND		5.0	0.60	ug/L			05/08/15 02:54	1
Dichlorobromomethane	ND		5.0	0.54	ug/L			05/08/15 02:54	1
Bromoform	ND		5.0	0.47	ug/L			05/08/15 02:54	1
Bromomethane	ND		5.0	1.2	ug/L			05/08/15 02:54	1
Carbon tetrachloride	ND		5.0	0.51	ug/L			05/08/15 02:54	1
Chlorobenzene	2.0	J	5.0	0.48	ug/L			05/08/15 02:54	1
Chloroethane	ND		5.0	0.87	ug/L			05/08/15 02:54	1
2-Chloroethyl vinyl ether	ND		25	1.9	ug/L			05/08/15 02:54	1
Chloroform	ND		5.0	0.54	ug/L			05/08/15 02:54	1
Chloromethane	ND		5.0	0.64	ug/L			05/08/15 02:54	1
Chlorodibromomethane	ND		5.0	0.41	ug/L			05/08/15 02:54	1
1,1-Dichloroethane	ND		5.0	0.59	ug/L			05/08/15 02:54	1
1,2-Dichloroethane	ND		5.0	0.60	ug/L			05/08/15 02:54	1
1,1-Dichloroethene	ND		5.0	0.85	ug/L			05/08/15 02:54	1
trans-1,2-Dichloroethene	ND		5.0	0.59	ug/L			05/08/15 02:54	1
1,2-Dichloropropane	ND		5.0	0.61	ug/L			05/08/15 02:54	1
cis-1,3-Dichloropropene	ND		5.0	0.33	ug/L			05/08/15 02:54	1
trans-1,3-Dichloropropene	ND		5.0	0.44	ug/L			05/08/15 02:54	1

TestAmerica Buffalo

Client Sample Results

Client: New York State D.E.C.
Project/Site: Philmar Electronics #510008

TestAmerica Job ID: 480-79821-1

Client Sample ID: DGC-7S

Lab Sample ID: 480-79821-5

Date Collected: 04/30/15 11:55

Matrix: Water

Date Received: 05/07/15 02:05

Method: 624 - Volatile Organic Compounds (GC/MS) (Continued)

Analyte	Result	Qualifier	RL	MDL	Unit	D	Prepared	Analyzed	Dil Fac
Ethylbenzene	ND		5.0	0.46	ug/L			05/08/15 02:54	1
Methylene Chloride	ND		5.0	0.81	ug/L			05/08/15 02:54	1
1,1,2,2-Tetrachloroethane	ND		5.0	0.26	ug/L			05/08/15 02:54	1
Tetrachloroethene	ND		5.0	0.34	ug/L			05/08/15 02:54	1
Toluene	ND		5.0	0.45	ug/L			05/08/15 02:54	1
1,1,1-Trichloroethane	ND		5.0	0.39	ug/L			05/08/15 02:54	1
1,1,2-Trichloroethane	ND		5.0	0.48	ug/L			05/08/15 02:54	1
Trichloroethene	ND		5.0	0.60	ug/L			05/08/15 02:54	1
Vinyl chloride	1.6	J	5.0	0.75	ug/L			05/08/15 02:54	1
1,2-Dichlorobenzene	ND		5.0	0.44	ug/L			05/08/15 02:54	1
1,2-Dichloroethene, Total	ND		10	3.2	ug/L			05/08/15 02:54	1
1,3-Dichlorobenzene	ND		5.0	0.54	ug/L			05/08/15 02:54	1
1,4-Dichlorobenzene	ND		5.0	0.51	ug/L			05/08/15 02:54	1
Surrogate	%Recovery	Qualifier	Limits				Prepared	Analyzed	Dil Fac
1,2-Dichloroethane-d4 (Surr)	110		72 - 130					05/08/15 02:54	1
4-Bromofluorobenzene (Surr)	97		69 - 121					05/08/15 02:54	1
Toluene-d8 (Surr)	102		70 - 123					05/08/15 02:54	1

Client Sample ID: DGC-8S

Lab Sample ID: 480-79821-6

Date Collected: 04/30/15 12:05

Matrix: Water

Date Received: 05/07/15 02:05

Method: 624 - Volatile Organic Compounds (GC/MS)

Analyte	Result	Qualifier	RL	MDL	Unit	D	Prepared	Analyzed	Dil Fac
Acrolein	ND		100	17	ug/L			05/08/15 03:19	1
Acrylonitrile	ND		50	1.9	ug/L			05/08/15 03:19	1
Benzene	ND		5.0	0.60	ug/L			05/08/15 03:19	1
Dichlorobromomethane	ND		5.0	0.54	ug/L			05/08/15 03:19	1
Bromoform	ND		5.0	0.47	ug/L			05/08/15 03:19	1
Bromomethane	ND		5.0	1.2	ug/L			05/08/15 03:19	1
Carbon tetrachloride	ND		5.0	0.51	ug/L			05/08/15 03:19	1
Chlorobenzene	ND		5.0	0.48	ug/L			05/08/15 03:19	1
Chloroethane	ND		5.0	0.87	ug/L			05/08/15 03:19	1
2-Chloroethyl vinyl ether	ND		25	1.9	ug/L			05/08/15 03:19	1
Chloroform	ND		5.0	0.54	ug/L			05/08/15 03:19	1
Chloromethane	ND		5.0	0.64	ug/L			05/08/15 03:19	1
Chlorodibromomethane	ND		5.0	0.41	ug/L			05/08/15 03:19	1
1,1-Dichloroethane	ND		5.0	0.59	ug/L			05/08/15 03:19	1
1,2-Dichloroethane	ND		5.0	0.60	ug/L			05/08/15 03:19	1
1,1-Dichloroethene	ND		5.0	0.85	ug/L			05/08/15 03:19	1
trans-1,2-Dichloroethene	ND		5.0	0.59	ug/L			05/08/15 03:19	1
1,2-Dichloropropane	ND		5.0	0.61	ug/L			05/08/15 03:19	1
cis-1,3-Dichloropropene	ND		5.0	0.33	ug/L			05/08/15 03:19	1
trans-1,3-Dichloropropene	ND		5.0	0.44	ug/L			05/08/15 03:19	1
Ethylbenzene	ND		5.0	0.46	ug/L			05/08/15 03:19	1
Methylene Chloride	ND		5.0	0.81	ug/L			05/08/15 03:19	1
1,1,2,2-Tetrachloroethane	ND		5.0	0.26	ug/L			05/08/15 03:19	1
Tetrachloroethene	ND		5.0	0.34	ug/L			05/08/15 03:19	1
Toluene	ND		5.0	0.45	ug/L			05/08/15 03:19	1

TestAmerica Buffalo

Client Sample Results

Client: New York State D.E.C.
Project/Site: Philmar Electronics #510008

TestAmerica Job ID: 480-79821-1

Client Sample ID: DGC-8S

Lab Sample ID: 480-79821-6

Date Collected: 04/30/15 12:05

Matrix: Water

Date Received: 05/07/15 02:05

Method: 624 - Volatile Organic Compounds (GC/MS) (Continued)

Analyte	Result	Qualifier	RL	MDL	Unit	D	Prepared	Analyzed	Dil Fac
1,1,1-Trichloroethane	ND		5.0	0.39	ug/L			05/08/15 03:19	1
1,1,2-Trichloroethane	ND		5.0	0.48	ug/L			05/08/15 03:19	1
Trichloroethene	8.0		5.0	0.60	ug/L			05/08/15 03:19	1
Vinyl chloride	1.8 J		5.0	0.75	ug/L			05/08/15 03:19	1
1,2-Dichlorobenzene	ND		5.0	0.44	ug/L			05/08/15 03:19	1
1,2-Dichloroethene, Total	13		10	3.2	ug/L			05/08/15 03:19	1
1,3-Dichlorobenzene	ND		5.0	0.54	ug/L			05/08/15 03:19	1
1,4-Dichlorobenzene	ND		5.0	0.51	ug/L			05/08/15 03:19	1
Surrogate	%Recovery	Qualifier	Limits				Prepared	Analyzed	Dil Fac
1,2-Dichloroethane-d4 (Surr)	113		72 - 130					05/08/15 03:19	1
4-Bromofluorobenzene (Surr)	98		69 - 121					05/08/15 03:19	1
Toluene-d8 (Surr)	100		70 - 123					05/08/15 03:19	1

Client Sample ID: TRENCH

Lab Sample ID: 480-79821-7

Date Collected: 04/30/15 12:45

Matrix: Water

Date Received: 05/07/15 02:05

Method: 624 - Volatile Organic Compounds (GC/MS)

Analyte	Result	Qualifier	RL	MDL	Unit	D	Prepared	Analyzed	Dil Fac
Acrolein	ND		100	17	ug/L			05/08/15 03:44	1
Acrylonitrile	ND		50	1.9	ug/L			05/08/15 03:44	1
Benzene	ND		5.0	0.60	ug/L			05/08/15 03:44	1
Dichlorobromomethane	ND		5.0	0.54	ug/L			05/08/15 03:44	1
Bromoform	ND		5.0	0.47	ug/L			05/08/15 03:44	1
Bromomethane	ND		5.0	1.2	ug/L			05/08/15 03:44	1
Carbon tetrachloride	ND		5.0	0.51	ug/L			05/08/15 03:44	1
Chlorobenzene	ND		5.0	0.48	ug/L			05/08/15 03:44	1
Chloroethane	ND		5.0	0.87	ug/L			05/08/15 03:44	1
2-Chloroethyl vinyl ether	ND		25	1.9	ug/L			05/08/15 03:44	1
Chloroform	ND		5.0	0.54	ug/L			05/08/15 03:44	1
Chloromethane	ND		5.0	0.64	ug/L			05/08/15 03:44	1
Chlorodibromomethane	ND		5.0	0.41	ug/L			05/08/15 03:44	1
1,1-Dichloroethane	ND		5.0	0.59	ug/L			05/08/15 03:44	1
1,2-Dichloroethane	ND		5.0	0.60	ug/L			05/08/15 03:44	1
1,1-Dichloroethene	ND		5.0	0.85	ug/L			05/08/15 03:44	1
trans-1,2-Dichloroethene	ND		5.0	0.59	ug/L			05/08/15 03:44	1
1,2-Dichloropropane	ND		5.0	0.61	ug/L			05/08/15 03:44	1
cis-1,3-Dichloropropene	ND		5.0	0.33	ug/L			05/08/15 03:44	1
trans-1,3-Dichloropropene	ND		5.0	0.44	ug/L			05/08/15 03:44	1
Ethylbenzene	ND		5.0	0.46	ug/L			05/08/15 03:44	1
Methylene Chloride	ND		5.0	0.81	ug/L			05/08/15 03:44	1
1,1,2,2-Tetrachloroethane	ND		5.0	0.26	ug/L			05/08/15 03:44	1
Tetrachloroethene	ND		5.0	0.34	ug/L			05/08/15 03:44	1
Toluene	ND		5.0	0.45	ug/L			05/08/15 03:44	1
1,1,1-Trichloroethane	ND		5.0	0.39	ug/L			05/08/15 03:44	1
1,1,2-Trichloroethane	ND		5.0	0.48	ug/L			05/08/15 03:44	1
Trichloroethene	4.6 J		5.0	0.60	ug/L			05/08/15 03:44	1
Vinyl chloride	ND		5.0	0.75	ug/L			05/08/15 03:44	1
1,2-Dichlorobenzene	ND		5.0	0.44	ug/L			05/08/15 03:44	1

TestAmerica Buffalo

Client Sample Results

Client: New York State D.E.C.
Project/Site: Philmar Electronics #510008

TestAmerica Job ID: 480-79821-1

Client Sample ID: TRENCH

Lab Sample ID: 480-79821-7

Date Collected: 04/30/15 12:45

Matrix: Water

Date Received: 05/07/15 02:05

Method: 624 - Volatile Organic Compounds (GC/MS) (Continued)

Analyte	Result	Qualifier	RL	MDL	Unit	D	Prepared	Analyzed	Dil Fac
1,2-Dichloroethene, Total	3.5	J	10	3.2	ug/L			05/08/15 03:44	1
1,3-Dichlorobenzene	ND		5.0	0.54	ug/L			05/08/15 03:44	1
1,4-Dichlorobenzene	ND		5.0	0.51	ug/L			05/08/15 03:44	1
Surrogate	%Recovery	Qualifier	Limits				Prepared	Analyzed	Dil Fac
1,2-Dichloroethane-d4 (Surr)	114		72 - 130					05/08/15 03:44	1
4-Bromofluorobenzene (Surr)	98		69 - 121					05/08/15 03:44	1
Toluene-d8 (Surr)	100		70 - 123					05/08/15 03:44	1

Client Sample ID: DISCHARGE

Lab Sample ID: 480-79821-8

Date Collected: 04/30/15 12:50

Matrix: Water

Date Received: 05/07/15 02:05

Method: 624 - Volatile Organic Compounds (GC/MS)

Analyte	Result	Qualifier	RL	MDL	Unit	D	Prepared	Analyzed	Dil Fac
Acrolein	ND		100	17	ug/L			05/08/15 04:09	1
Acrylonitrile	ND		50	1.9	ug/L			05/08/15 04:09	1
Benzene	ND		5.0	0.60	ug/L			05/08/15 04:09	1
Dichlorobromomethane	ND		5.0	0.54	ug/L			05/08/15 04:09	1
Bromoform	ND		5.0	0.47	ug/L			05/08/15 04:09	1
Bromomethane	ND		5.0	1.2	ug/L			05/08/15 04:09	1
Carbon tetrachloride	ND		5.0	0.51	ug/L			05/08/15 04:09	1
Chlorobenzene	ND		5.0	0.48	ug/L			05/08/15 04:09	1
Chloroethane	ND		5.0	0.87	ug/L			05/08/15 04:09	1
2-Chloroethyl vinyl ether	ND		25	1.9	ug/L			05/08/15 04:09	1
Chloroform	ND		5.0	0.54	ug/L			05/08/15 04:09	1
Chloromethane	ND		5.0	0.64	ug/L			05/08/15 04:09	1
Chlorodibromomethane	ND		5.0	0.41	ug/L			05/08/15 04:09	1
1,1-Dichloroethane	ND		5.0	0.59	ug/L			05/08/15 04:09	1
1,2-Dichloroethane	ND		5.0	0.60	ug/L			05/08/15 04:09	1
1,1-Dichloroethene	ND		5.0	0.85	ug/L			05/08/15 04:09	1
trans-1,2-Dichloroethene	ND		5.0	0.59	ug/L			05/08/15 04:09	1
1,2-Dichloropropane	ND		5.0	0.61	ug/L			05/08/15 04:09	1
cis-1,3-Dichloropropene	ND		5.0	0.33	ug/L			05/08/15 04:09	1
trans-1,3-Dichloropropene	ND		5.0	0.44	ug/L			05/08/15 04:09	1
Ethylbenzene	ND		5.0	0.46	ug/L			05/08/15 04:09	1
Methylene Chloride	ND		5.0	0.81	ug/L			05/08/15 04:09	1
1,1,2,2-Tetrachloroethane	ND		5.0	0.26	ug/L			05/08/15 04:09	1
Tetrachloroethene	ND		5.0	0.34	ug/L			05/08/15 04:09	1
Toluene	ND		5.0	0.45	ug/L			05/08/15 04:09	1
1,1,1-Trichloroethane	ND		5.0	0.39	ug/L			05/08/15 04:09	1
1,1,2-Trichloroethane	ND		5.0	0.48	ug/L			05/08/15 04:09	1
Trichloroethene	5.6		5.0	0.60	ug/L			05/08/15 04:09	1
Vinyl chloride	0.78	J	5.0	0.75	ug/L			05/08/15 04:09	1
1,2-Dichlorobenzene	ND		5.0	0.44	ug/L			05/08/15 04:09	1
1,2-Dichloroethene, Total	3.2	J	10	3.2	ug/L			05/08/15 04:09	1
1,3-Dichlorobenzene	ND		5.0	0.54	ug/L			05/08/15 04:09	1
1,4-Dichlorobenzene	ND		5.0	0.51	ug/L			05/08/15 04:09	1

TestAmerica Buffalo

Client Sample Results

Client: New York State D.E.C.
Project/Site: Philmar Electronics #510008

TestAmerica Job ID: 480-79821-1

Client Sample ID: DISCHARGE

Date Collected: 04/30/15 12:50

Date Received: 05/07/15 02:05

Lab Sample ID: 480-79821-8

Matrix: Water

<i>Surrogate</i>	<i>%Recovery</i>	<i>Qualifier</i>	<i>Limits</i>	<i>Prepared</i>	<i>Analyzed</i>	<i>Dil Fac</i>
1,2-Dichloroethane-d4 (Surr)	116		72 - 130		05/08/15 04:09	1
4-Bromofluorobenzene (Surr)	97		69 - 121		05/08/15 04:09	1
Toluene-d8 (Surr)	102		70 - 123		05/08/15 04:09	1

Lab Chronicle

Client: New York State D.E.C.
Project/Site: Philmar Electronics #510008

TestAmerica Job ID: 480-79821-1

Client Sample ID: MW-6
Date Collected: 04/30/15 11:15
Date Received: 05/07/15 02:05

Lab Sample ID: 480-79821-1
Matrix: Water

Prep Type	Batch Type	Batch Method	Run	Dilution Factor	Batch Number	Prepared or Analyzed	Analyst	Lab
Total/NA	Analysis	624		1	241178	05/08/15 01:14	RAS	TAL BUF

Client Sample ID: MW-7
Date Collected: 04/30/15 11:25
Date Received: 05/07/15 02:05

Lab Sample ID: 480-79821-2
Matrix: Water

Prep Type	Batch Type	Batch Method	Run	Dilution Factor	Batch Number	Prepared or Analyzed	Analyst	Lab
Total/NA	Analysis	624		1	241178	05/08/15 01:39	RAS	TAL BUF

Client Sample ID: MW-9
Date Collected: 04/30/15 11:35
Date Received: 05/07/15 02:05

Lab Sample ID: 480-79821-3
Matrix: Water

Prep Type	Batch Type	Batch Method	Run	Dilution Factor	Batch Number	Prepared or Analyzed	Analyst	Lab
Total/NA	Analysis	624		1	241178	05/08/15 02:04	RAS	TAL BUF

Client Sample ID: DGC-6S
Date Collected: 04/30/15 11:45
Date Received: 05/07/15 02:05

Lab Sample ID: 480-79821-4
Matrix: Water

Prep Type	Batch Type	Batch Method	Run	Dilution Factor	Batch Number	Prepared or Analyzed	Analyst	Lab
Total/NA	Analysis	624		1	241178	05/08/15 02:29	RAS	TAL BUF

Client Sample ID: DGC-7S
Date Collected: 04/30/15 11:55
Date Received: 05/07/15 02:05

Lab Sample ID: 480-79821-5
Matrix: Water

Prep Type	Batch Type	Batch Method	Run	Dilution Factor	Batch Number	Prepared or Analyzed	Analyst	Lab
Total/NA	Analysis	624		1	241178	05/08/15 02:54	RAS	TAL BUF

Client Sample ID: DGC-8S
Date Collected: 04/30/15 12:05
Date Received: 05/07/15 02:05

Lab Sample ID: 480-79821-6
Matrix: Water

Prep Type	Batch Type	Batch Method	Run	Dilution Factor	Batch Number	Prepared or Analyzed	Analyst	Lab
Total/NA	Analysis	624		1	241178	05/08/15 03:19	RAS	TAL BUF

Lab Chronicle

Client: New York State D.E.C.
Project/Site: Philmar Electronics #510008

TestAmerica Job ID: 480-79821-1

Client Sample ID: TRENCH

Date Collected: 04/30/15 12:45

Date Received: 05/07/15 02:05

Lab Sample ID: 480-79821-7

Matrix: Water

Prep Type	Batch Type	Batch Method	Run	Dilution Factor	Batch Number	Prepared or Analyzed	Analyst	Lab
Total/NA	Analysis	624		1	241178	05/08/15 03:44	RAS	TAL BUF

Client Sample ID: DISCHARGE

Date Collected: 04/30/15 12:50

Date Received: 05/07/15 02:05

Lab Sample ID: 480-79821-8

Matrix: Water

Prep Type	Batch Type	Batch Method	Run	Dilution Factor	Batch Number	Prepared or Analyzed	Analyst	Lab
Total/NA	Analysis	624		1	241178	05/08/15 04:09	RAS	TAL BUF

Laboratory References:

TAL BUF = TestAmerica Buffalo, 10 Hazelwood Drive, Amherst, NY 14228-2298, TEL (716)691-2600

Certification Summary

Client: New York State D.E.C.
Project/Site: Philmar Electronics #510008

TestAmerica Job ID: 480-79821-1

Laboratory: TestAmerica Buffalo

Unless otherwise noted, all analytes for this laboratory were covered under each certification below.

Authority	Program	EPA Region	Certification ID	Expiration Date
New York	NELAP	2	10026	03-31-16

The following analytes are included in this report, but certification is not offered by the governing authority:

Analysis Method	Prep Method	Matrix	Analyte
624		Water	1,2-Dichloroethene, Total



Method Summary

Client: New York State D.E.C.
Project/Site: Philmar Electronics #510008

TestAmerica Job ID: 480-79821-1

Method	Method Description	Protocol	Laboratory
624	Volatile Organic Compounds (GC/MS)	40CFR136A	TAL BUF

Protocol References:

40CFR136A = "Methods for Organic Chemical Analysis of Municipal Industrial Wastewater", 40CFR, Part 136, Appendix A, October 26, 1984 and subsequent revisions.

Laboratory References:

TAL BUF = TestAmerica Buffalo, 10 Hazelwood Drive, Amherst, NY 14228-2298, TEL (716)691-2600



Sample Summary

Client: New York State D.E.C.
Project/Site: Philmar Electronics #510008

TestAmerica Job ID: 480-79821-1

Lab Sample ID	Client Sample ID	Matrix	Collected	Received
480-79821-1	MW-6	Water	04/30/15 11:15	05/07/15 02:05
480-79821-2	MW-7	Water	04/30/15 11:25	05/07/15 02:05
480-79821-3	MW-9	Water	04/30/15 11:35	05/07/15 02:05
480-79821-4	DGC-6S	Water	04/30/15 11:45	05/07/15 02:05
480-79821-5	DGC-7S	Water	04/30/15 11:55	05/07/15 02:05
480-79821-6	DGC-8S	Water	04/30/15 12:05	05/07/15 02:05
480-79821-7	TRENCH	Water	04/30/15 12:45	05/07/15 02:05
480-79821-8	DISCHARGE	Water	04/30/15 12:50	05/07/15 02:05

- 1
- 2
- 3
- 4
- 5
- 6
- 7
- 8
- 9
- 10
- 11

Login Sample Receipt Checklist

Client: New York State D.E.C.

Job Number: 480-79821-1

Login Number: 79821

List Source: TestAmerica Buffalo

List Number: 1






Creator: Williams, Christopher S

Question	Answer	Comment
Radioactivity either was not measured or, if measured, is at or below background	True	
The cooler's custody seal, if present, is intact.	True	
The cooler or samples do not appear to have been compromised or tampered with.	True	
Samples were received on ice.	True	
Cooler Temperature is acceptable.	True	
Cooler Temperature is recorded.	True	
COC is present.	True	
COC is filled out in ink and legible.	True	
COC is filled out with all pertinent information.	True	
Is the Field Sampler's name present on COC?	True	
There are no discrepancies between the sample IDs on the containers and the COC.	True	
Samples are received within Holding Time.	True	
Sample containers have legible labels.	True	
Containers are not broken or leaking.	True	
Sample collection date/times are provided.	True	
Appropriate sample containers are used.	True	
Sample bottles are completely filled.	True	
Sample Preservation Verified	True	
There is sufficient vol. for all requested analyses, incl. any requested MS/MSDs	True	
VOA sample vials do not have headspace or bubble is <6mm (1/4") in diameter.	True	
If necessary, staff have been informed of any short hold time or quick TAT needs	True	
Multiphasic samples are not present.	True	
Samples do not require splitting or compositing.	True	
Sampling Company provided.	True	AZTECH
Samples received within 48 hours of sampling.	False	
Samples requiring field filtration have been filtered in the field.	N/A	
Chlorine Residual checked.	False	LAB TO CHECK RC

Chain of Custody Record

Buffalo
10 Hazelwood Drive
Amherst, NY 14228
phone 716.504.9852 fax 716.691.7991

TestAmerica Laboratories, Inc.

Client Contact NYSDEC Region 5 1115 NYS Route 9, P.O. Box 296 Ray, Brook, NY 12977-0296 (518) 897-1242 Phone (518) 891-2295 FAX Project Name: Philmar Electronics Site: 942 Mason Street, Morrisonville, NY 12962 P O #: Site ID # 510008		Project Manager: Greg Handly (Region 5) Tel/Fax: (518) 897-1242 Analysis Turnaround Time Calendar (C) or Work Days (W) W TAT: if different from Below 10 days <input type="checkbox"/> 2 weeks <input type="checkbox"/> 1 week <input type="checkbox"/> 2 days <input type="checkbox"/> 1 day		Site Contact: Greg Handly Lab Contact: Sally Hoffman  480-79821 Chain of Custody		Date: Carrier:		COC No: I _____ of _____ COCs Job No.: SDG No.:			
Sample Identification		Sample Date		Sample Time		Sample Type		Matrix		# of Cont.	
		MW-6		4-30-15 11:15		Grab		GW		3 N	
MW-7		11:25		N		3					
MW-9		11:35		N		3					
DLG-65		11:45		N		3					
DLG-75		11:55		N		3					
DLG-85		12:05		N		3					
Trend		12:45		N		3					
Discharge		12:50		N		3					
		4-30-15 11:15									
<p>Preservation Used: 1= Ice, 2= HCl; 3= H2SO4; 4= HNO3; 5= NaOH; 6= Other _____</p> <p>Possible Hazard Identification <input type="checkbox"/> Non-Hazard <input type="checkbox"/> Flammable <input type="checkbox"/> Skin Irritant <input type="checkbox"/> Poison B <input type="checkbox"/> Unknown <input type="checkbox"/></p> <p>Special Instructions/QC Requirements & Comments: Please copy analytical results to Aaron Yecies (ayecies@aztechtech.com) and sampling@aztechtech.com</p>											
Relinquished by: 			Relinquished by: 			Relinquished by: 			Relinquished by: 		
Company: Philmar			Company: TA-ALB			Company: TA-ALB			Company: TA-ALB		
Date/Time: 4-30-15 15:20			Date/Time: 5-6-15 16:00			Date/Time: 07 May 15 02:05			Date/Time:		
<p>Sample Disposal (A fee may be assessed if samples are retained longer than 1 month) <input type="checkbox"/> Return To Client <input type="checkbox"/> Disposal By Lab <input type="checkbox"/> Archive For _____ Months</p>											

0.9 #61

