

APPENDIX FOR:

**REMEDIAL INVESTIGATION
GE / MOREAU SITE
11- CERCLA - 30201**

**APPENDIX VOLUME II
APPENDICES G-J**

prepared for:

**GENERAL  ELECTRIC
Schenectady , New York**

prepared by:

Dunn Geoscience Corporation

October 1984

TABLE OF CONTENTS

Appendix G	Environmental Sciences Division of Energy Resources Co., Inc., Quality Assurance Program Plan
Appendix H	Ground Water Quality-Monitoring Well Data
Appendix I	Soil Boring Volatile Compound Analyses
Appendix J	Air Study #183, Moreau Site Monitoring Report (August - November 1983)

QUALITY ASSURANCE PROGRAM PLAN

Prepared by:

ERCO / Energy Resources Co. Inc.
Environmental Sciences Division
185 Alewife Brook Parkway
Cambridge, Massachusetts 02138

September 1983

TABLE OF CONTENTS

<u>Section</u>	<u>Page</u>
List of Figures	ii
List of Tables	iii
1. Quality Assurance Program Plan	1
2. Quality Assurance Management	3
3. QA Objectives	7
4. Sampling Procedures	8
5. Sample Custody	10
5.1 Field Sampling Operation	11
5.2 Laboratory Operations	14
6. Analytical Procedures	17
7. Data Reduction, Validation, and Reporting	33
8. Internal Quality Control Checks	37
9. Performance and System Audits	45
10. Preventive Maintenance	50
11. Routine Used to Assess Data Precision, Accuracy, and Completeness	53

LIST OF FIGURES

<u>Figure</u>	<u>Page</u>
1. Quality Assurance Policy Statement	2
2. Program Management - ERCO Organizational Structure	4
3. Sample Identification Lable	12
4. Chain of Custody Record	13
5. Chain of Custody Record	15
6. Pesticide Quantification Form	34
7. Pesticide Calibration Form	35
8. Pesticide Background Correction Form	36
9. Excerpt from ERCO Trace Metals Laboratory Manual	38
10. Excerpt from ERCO VOA GC/MS Manual	41
11. Editorial Review Procedures	46
12. Excerpt from ERCO Trace Metals Laboratory Manual	51

LIST OF TABLES

<u>Table</u>	<u>Page</u>
1. Duties of QA/QC personnel	6
2. Analytical methods for inorganic hazardous constituents in groundwater	18
3. Analytical methods for organic hazardous constituents in groundwater	20
4. Methods for characteristics testing	32
5. ERCO Comprehensive Laboratory Audits - 1981-1983	48
6. ERCO Performance Evaluation Results - 1981-1983	49

1. QUALITY ASSURANCE PROGRAM PLAN

Based on many years of experience in conducting environmental sampling and analysis programs, ERCO fully recognizes the need for Quality Assurance/Quality Control (QA/QC) activities. Quality Control is defined as those internal operations performed during the measurement process to document the quality and validity of the data. These operations include periodic calibrations, duplicate checks, split samples, spiked samples, proper documentation, etc. Quality Assurance is composed of those activities performed on a more occasional basis by an individual or individuals outside the normal operations to gain an independent assessment of data quality. ERCO's approach to QA/QC is to assign a Director of Quality Assurance with appropriate staffing to assure compliance with the quality requirements of the program.

QA/QC activities are focused at the laboratory performer level and begin with personnel training in the QA/QC requirements. The QA/QC indoctrination is overseen by the QA Director. On a monthly interval, independent performance audits are done by the QA staff. Using this approach, data quality is the responsibility of the performer, and compliance is assured by the audits.

ERCO's quality assurance policy statement is included as Figure 1.

185 Alewife Brook Parkway
Cambridge, Massachusetts 02138
(617) 661-3111 TWX 710-320-0721

Washington, D.C.
Houston, Texas
Torrance, California
La Jolla, California

Walnut Creek, California
Paris, France
Zurich, Switzerland

QUALITY ASSURANCE POLICY STATEMENT

This statement is issued to present ERCO's management stance on quality control. This document pertains to all employees.

Quality control is not a trivial matter. It is not a function that is to be performed selectively or to be taken lightly. It is an integral part of the laboratory's operation and a critical aspect of the services we provide. Each individual in this organization must consider quality control of paramount importance.

As a matter of routine, quality control functions will be monitored. Any deficiencies in this area will be considered a deficiency in the performance of the duties of employees of this organization.

Dr. John Maney, Director of Quality Assurance, will oversee and direct this function, but we are all individually responsible for its execution.

Curt D. Rose
Vice-President

Figure 1

2. QUALITY ASSURANCE MANAGEMENT

A significant aspect of QA is the establishment of a closed-loop mechanism for problem detection, reporting, and resolution. It is vital that the problems encountered are reported to those personnel who can take appropriate action. The feedback and corrective action mechanism takes the form of written reports to the individuals assigned specific areas of responsibility. Copies of these documents are distributed to those individuals responsible for the management of the overall operation. That is, corrective actions taken are the responsibility not only of the performer involved but also of the direct line manager.

In order to assure the integrity of all QA/QC activities, the QA director reports directly to the division vice president. Mr. Nile Luedtke, Director of Quality Assurance, has implemented and continually monitors all aspects of QA/QC.

Figure 2 is an organization chart pointing out the persons responsible for assuring the quality of data. For organizational purposes specific persons are designated as responsible for quality assurance. In the day-to-day operation of the laboratory, everyone is responsible for the quality of the data. Each scientist is expected to perform the analysis in a manner that is consistent with providing superior data.

Mr. Luedtke is responsible for carrying out the performance of QA/QC duties. Among his duties, Mr. Luedtke provides the laboratories with check samples and routinely performs internal audits. Mr. Luedtke is also responsible

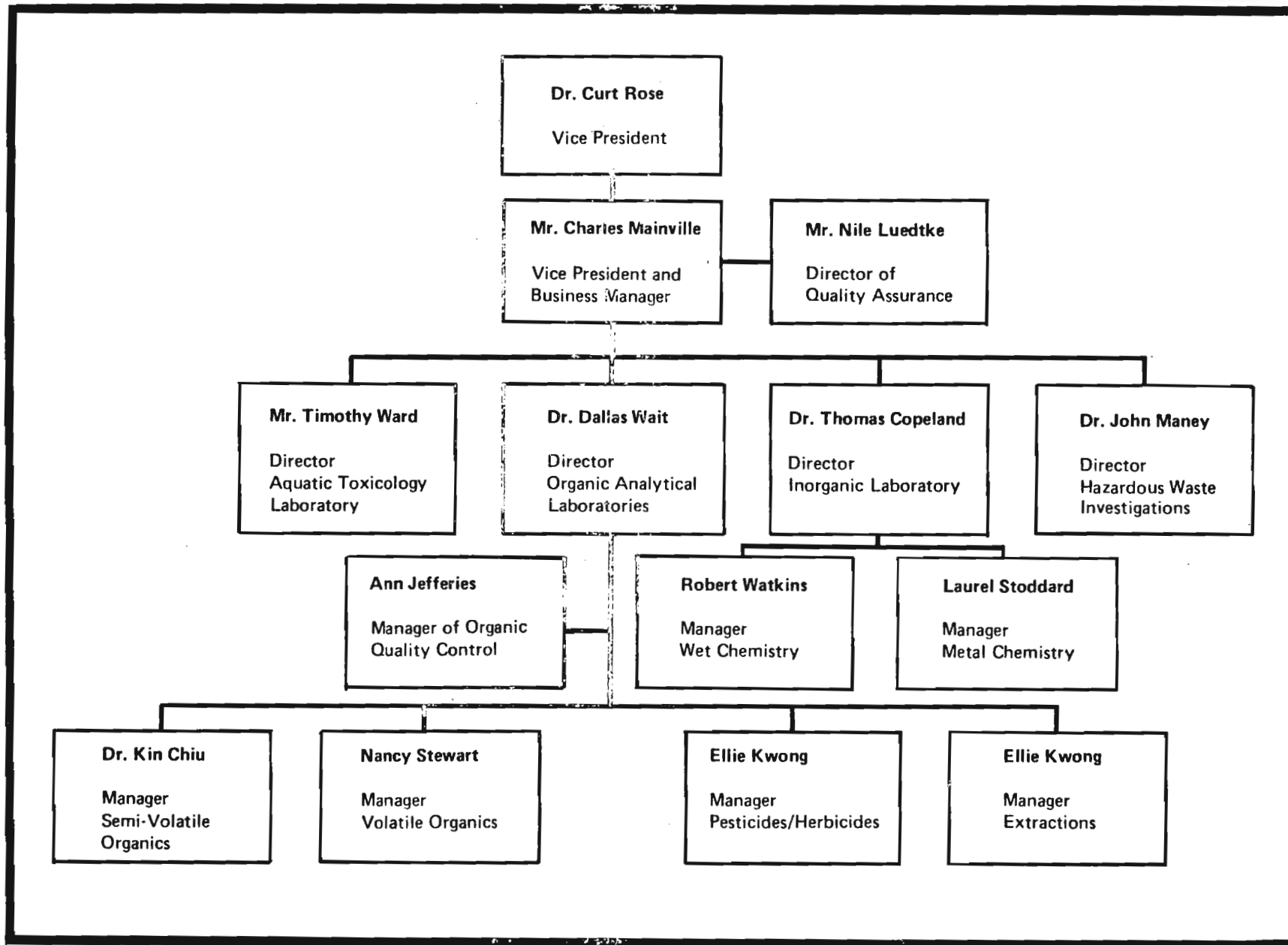


Figure 2. Program management – ERCO organizational structure.

for all aspects of external performance evaluation samples. He maintains a record of the laboratory's performance and assures that the quality of the data remains at a high level. Mr. Luedtke participates in all audits of the laboratories by external organizations, and is responsible for maintaining the Standard Operating Procedures Manuals and for assuring that personnel are properly trained.

Ms. Ann Jefferies reports directly to Dr. Dallas Wait, Director of the Organic Analytical Laboratories. She is responsible for assuring the quality of the data and daily performance of the organic laboratories. She assures that the data are presented to the client precisely, accurately, and on time.

Ms. Jefferies is also responsible for maintaining the reference materials information package and providing the laboratories with the necessary reference materials to properly standardize methods and calibrate instruments.

The duties of the QA/QC personnel are presented in Table 1.

Table 1. Duties of QA/QC personnel

- Mr. Nile Luedtke
- Reports to Mr. Charles Mainville and Dr. Curt Rose
 - Performs laboratory audits
 - Supplies laboratories with performance check samples
 - Maintains record of laboratory's performance
 - Maintains the Standard Operating Procedure manuals
 - Assures proper training for laboratory personnel
 - Holds regular QA/AC meetings
- Ms. Ann Jefferies
- Reports to Dr. Dallas Waft
 - Responsible for daily laboratory Quality Control
 - Assures instrument calibration
 - Maintains the reference materials information package
 - Provides the laboratories with the necessary reference materials
 - Assures the analysis of spikes, duplicates, and blanks
 - Assures that the percent recoveries obtained in the organic extraction laboratory are acceptable
 - Assures that all laboratory notebooks, logbooks, and supporting documentation are kept up to date and meet with established guidelines
 - Performs a check of the data beyond that of the analyst and laboratory manager
 - Assures that all projects are on schedule; notifies the appropriate personnel of any anticipated scheduling problems
 - Notifies laboratory managers of all impending projects which will affect their laboratory
-

3. QA OBJECTIVES

Specific QA objectives will vary according to the requirements of a work assignment. Yet, all work assignments will be performed in a manner which addresses to varying degrees the following QA objectives:

- Accuracy - the degree of agreement of a measurement with an accepted reference or true value.
- Precision - a measure of mutual agreement among individual measurements of the same property, usually under prescribed similar conditions.
- Representativeness - expresses the degree to which data accurately and precisely represent a characteristic of a population.
- Completeness - a measure of the amount of valid data obtained from a measurement system compared to the amount that was expected to be obtained under correct normal conditions.
- Comparability - expresses the confidence with which one data set can be compared to another.

The accuracy, precision, and representativeness of data will often be a function of the two events preceding data generation. These events, sampling and analysis, and their effect upon accuracy and representativeness are discussed in Sections 4, 5, and 6. Completeness and comparability of data are discussed in Section 7. It is anticipated that these referenced sections will undergo slight changes in order to accommodate specific work assignments.

4. SAMPLING PROCEDURES

The initial step for any sampling work should be to strictly define the program goals. Once the goals have been defined, a sampling plan must be designed such that these goals will be achieved. The sampling plan will set the criteria by which the sites or facilities are to be sampled.

A variety of different sampling devices is used in sampling depending on the type of sample (solid, liquid, multiphased), the type of sample container, and the sampling location. The appropriate sampling device will be selected and its use supervised by a person thoroughly familiar with both the sampling and analytical requirements. This familiarity is essential since (1) certain sampling devices are made of materials that may contaminate samples, (2) cross contamination of samples can occur if the sampling device is not cleaned properly, (3) routine sampling methods may not be applicable when the sample is to be analyzed for a different parameter (e.g., volatile organic compounds), and (4) the method of employing the sampling devices may affect the integrity of the sample.

Some form of preservation is required for all samples. The type of sample preservation required will vary depending on the sample type and the parameter to be measured. Therefore, more than one container of the same sample may be necessary if the sample is to be analyzed for more than one parameter type. The analyst will be involved in choosing the type of sample preservation and method of sample shipment.

The sampling strategy (e.g., simple random, stratified random, systematic or authoritative sampling) employed for

work assignments may be chosen and designed using the information supplied in Chapter One of "Test Method for Evaluating Solid Wastes."

Section 5 describes the chain-of-custody procedures that will be employed during the implementation of sampling and analytical programs.

5. SAMPLE CUSTODY

An essential part of any sampling/analytical scheme is the ability to document the history of samples. Chain of custody establishes the documentation and control necessary to identify and trace a sample from sample collection to final analysis. Such documentation includes labeling to prevent mix-up, container seals to prevent unauthorized tampering with contents of the sample containers, secure custody, and the necessary records to support potential litigation.

For our purposes, a sample is in custody when it meets one of the following requirements:

1. It is in your actual possession.
2. It is in your view, after being in your physical possession.
3. It was in your physical possession and then you locked it in a secure storage.
4. It was in your physical possession and then you locked it in a secure area.

The purpose of the ERCO chain-of-custody procedures and documents will be twofold:

1. That when required, all samples will remain under one of these four conditions at all times.
2. There is sufficient documentation to prove that these conditions were met.

The first two conditions of custody are self-explanatory. Conditions three and four require some additional discussion.

For the purposes of all chain-of-custody samples, refrigerators or non-refrigerated storage will be kept locked with a key or combination-type padlock. The key or combination will be in the possession of the sample custodians.

Condition four refers to a designated area. Such areas are those usually available in the laboratories for sample preparation or non-refrigerated storage which can be locked by the authorized analyst, when conditions one and two cannot be met. This condition may also be accomplished when the laboratory itself is locked and only those personnel having the appropriate security clearance are able to gain access.

5.1 Field Sampling Operation

The history of sample collection will be documented in a Field Notebook. The chain of custody of samples following their collection through analysis will be documented as follows. Upon completion of sampling, the containers will be labeled and identified using the labels shown in Figure 3. While preparing samples for shipment, a seal will be attached to the sample container so that the container cannot be opened without breaking the seal. At the time that the samples leave the custody of the sampling team, a chain of custody form (Figure 4) will be completed and attached to the container by means of a transparent "packing list" envelope. This form will be signed every time there is a change of sample custody.

ERCO / ENERGY RESOURCES CO. INC.

Collector _____ Sample No. _____

Place of Collection _____

Date and Time _____

Field Information:

Figure 3. Sample Identification Label

NO.
OF
CON-
TAINERS

REMARKS

SAMPLERS: *(Signature)*

STA. NO.	DATE	TIME	COMP.	GRAB	STATION LOCATION										
Relinquished by: <i>(Signature)</i>			Date / Time		Received by: <i>(Signature)</i>			Relinquished by: <i>(Signature)</i>			Date / Time		Received by: <i>(Signature)</i>		
Relinquished by: <i>(Signature)</i>			Date / Time		Received by: <i>(Signature)</i>			Relinquished by: <i>(Signature)</i>			Date / Time		Received by: <i>(Signature)</i>		
Relinquished by: <i>(Signature)</i>			Date / Time		Received for Laboratory by: <i>(Signature)</i>			Date / Time		Remarks					

Original Accompanies Shipment.

Figure 4. Chain-of-Custody Record

5.2 Laboratory Operations

When samples are received at ERCO laboratories, they must have an appropriate "Chain of Custody Record" similar to that of Figure 4 or 5 (Environmental Protection Agency, Office of Enforcement). This form will be signed by the sample custodian receiving the samples, who will also initiate an "Internal Chain-of-Custody Record" (Attachment C or D) when the samples or their extracts are to be split or transferred within or between laboratories.

Laboratory Custody Procedures

1. A sample custodian will receive samples for the laboratory and verify that the information on the sample tags match that on the chain of custody record (Attachment A or B). The sample custodians will be designated by the laboratory managers. The custodian then signs the record and retains the appropriate copy for ERCO records.
2. Immediately following the receipt of the sample, the custodian takes the sample to the locked refrigerator or secured storage areas. At this point the sample will be assigned ERCO identification numbers.
3. When samples or extracts are transferred between laboratories, the internal laboratory record will remain with the samples and a copy will remain at the laboratory of origin. The following procedures will be followed:

- a) Samples will be packaged according to DOT regulations.
 - b) The custodian shipping the samples will sign the "relinquished by" area.
 - c) The form and samples will be placed in a refrigeration unit and locked.
 - d) Signed chain-of-custody seals will be placed on the container, and the container will be transferred to the receiving laboratory.
 - e) The custodian receiving the samples will verify the integrity of the seals, open the container, and verify the information and samples on the chain-of-custody form.
 - f) The custodian will then sign the record and continue with normal custody procedures.
4. Finally, all samples and extracts will be retained after analyses are completed. These samples may be disposed of only upon the orders of the Program Manager, and only after all tags have been removed for the permanent file.

6. ANALYTICAL PROCEDURES

The dominant analytical references utilized in the laboratory are those outlined in "Methods for Chemical Analysis of Water and Wastes," EPA 600/4-79-020, "Methods for Organic Chemical Analysis of Municipal and Industrial Wastewater," EPA-600/4-82-057, and "Test Methods for Evaluating Solid Wastes," EPA, SW864 (first edition).

Tables 2 and 3 list the inorganic and organic methods that will be employed for a typical waste characterization study for the analysis of specific elements and compounds. Table 4 is a compilation of the methods that will be employed for evaluating wastes in terms of the hazardous waste characteristics. Method numbers refer to the EPA, SW846 Manual.

Table 2. Analytical methods for inorganic hazardous constituents in groundwater

Inorganic compound	Method ^a
Antimony	7040 or 7041
Arsenic	7060 or 7061
Arsenic pentoxide	
Arsenic trioxide	
Barium	7080 or 7081
Barium cyanide	7080 or 7081
Beryllium	A224 or 7090 or 7091
Cadmium	7130 or 7131
Calcium chromate	See chromium
Calcium cyanide	See cyanide
Chromium	7190 or 7191
Copper	7210 or 7211
Copper cyanide	See copper or cyanide
Cyanides (soluble salts and complexes)	9101
Fluorine	Reacts with water
Hydrocyanic acid	See cyanide
Hydrofluoric acid	9020
Hydrogen sulfide	A141
Hydroxydimethylarsine oxide	See arsenic
Lead	7420 or 7421
Lead acetate	
Lead phosphate	
Lead subacetate	

^aMethod numbers without prefixes refer to methods described in this manual. Method numbers starting with the letter A can be found in the publication "Sampling and Analysis Methods for Hazardous Waste Incineration," (EPA Contract No. 68-02-3111).

Table 2 (continued)

Inorganic compound	Method ^a
Mercury	7470
Mercury fulminate	A228
Nickel	A229 or 7520 or 7521
Nickel carbonyl	
Nickel cyanide	
Osmium tetroxide	A230 or 7550 or 7551
Potassium cyanide	See cyanide
Potassium silver cyanide	See silver and cyanide
Selenious acid	See selenium
Selenium	A231 or 7740 or 7741
Selenium sulfide	
Selenourea	A231
Silver	7760 or 7761
Silver cyanide	See cyanide and silver
Strontium sulfide	A233
Thallium	A234 or 7480 or 7481
Thallium acetate	
Thallium carbonate	
Thallium chloride	
Thallium nitrate	
Thallium selenite	
Thallium sulfide	
Vanadic acid, ammonium salt	A235 or 7910 or 7911
Vanadium pentoxide (dust)	A235
Zinc	7950 or 7951
Zinc cyanide	See cyanide or zinc
Zinc phosphide	Reacts with water

^aMethod numbers without prefixes refer to methods described in this manual. Method numbers starting with the letter A can be found in the publication "Sampling and Analysis Methods for Hazardous Waste Incineration," (EPA Contract No. 68-02-3111).

Table 3. Analytical methods for analysis of organic hazardous constituents in groundwater

Organic compound	Method ^a
Acetonitrile	8030 or 8240
3-(alpha-Acetylbenzyl)- 4-hydroxycoumarin and salts	*b
Acetophenone	*
2-Acetylaminofluorene	*
Acetyl chloride	A144
1-Acetyl-2-thiourea	*
Acrolein	8030
Acrylamide	8015 or 8240
Acrylonitrile	8030
Aflatoxin	A145
Aldrin	8080 or 8250
Allyl alcohol	*
Aluminum phosphide	Decomposes in water
4-Aminobiphenyl	8250
6-Amino-1,1a,2,8,8a,8b-hexahydro- 8-(hydroxymethyl)8a-methoxy-5-methyl- carbamate azirino(2',3':3,4)-pyrrolo- (1,2-a)indole-4,7-dione (ester) (Mitomycin C)	A173
5-(Aminomethyl)-3-isoxazole	A167
Amitrole	*
Aniline	8250
Aramite	8250
Auramine	*
Azaserine	*

^aMethods numbers without prefixes refer to methods described in this manual. Method numbers starting with the letter A can be found in the publication "Sampling and Analysis Methods for Hazardous Waste Incineration," (EPA Contract No. 68-02-3111).

b* = Method under development.

Table 3 (continued)

Organic compound	Method ^a
Benz(c)acridine	8250
Benz(a)anthracene	8100 or 8250
Benzene	8020 or 8240
Benzene arsonic acid (Phenyl arsonic acid)	7060
Benzenethiol	8250
Benzidine	8250
Benzo(b)fluoranthene	8100 or 8250
Benzo(j)fluoranthene	8100 or 8250
Benzo(a)pyrene	8100 or 8250
Benzenequinone	8250
Benzotrichloride	8120 or 8250
Benzyl chloride	8120 or 8240
Bis(2-chloroethoxy)methane	8250
Bis(2-chloroethyl)ether	8250
N,N-Bis(2-chloroethyl)-2-naphthylamine	*
Bis(2-chloroisopropyl)ether	8250
Bis(chloromethyl) ether	8250
Bis(2-ethylhexyl) phthalate	8060 or 8250
Bromoacetone	8240
Bromoform	8010 or 8240
Bromomethane	8010 or 8240
4-Bromophenyl phenyl ether	8250
Brucine	A148
2-Butanone peroxide	Iodine test paper
Butyl benzyl phthalate	8060 or 8250
2-sec-Butyl 4,6-dinitrophenol (DNBP)	8040 or 8250
Carbon disulfide	8015 or 8240
Carbon oxyfluoride	*
Chloral	8010
Chlorambucil	A173

Table 3 (continued)

Organic compound	Method ^a
Chlordane (alpha and gamma isomers)	8080 or 8250
Chlorinated benzenes	8010, 8020, 8240, or 8250
Chlorinated ethane(s)	8010 or 8240
Chlorinated fluorocarbons	8010 or 8240
Chlorinated naphthalene(s)	8120 or 8250
Chlorinated phenol(s)	8040 or 8250
Chloroacetaldehyde	A132
Chloroalkyl ethers	8240 or 8250
p-Chloroaniline	8250
Chlorobenzene	8010, 8020 or 8240
Chlorobenzilate	*
p-Chloro-m-cresol	8040 or 8250
1-Chloro-2,3-epoxybutane	*
2-Chloroethyl vinyl ether	8240
Chloroform	8010 or 8240
Chloromethane	8010 or 8240
Chloromethyl methyl ether	8010 or 8240
2-Chloronaphthalene	8250
2-Chlorophenol	8040 or 8250
1-(o-Chlorophenyl)thiourea	A185
3-Chloropropionitrile	*
Chrysene	8100 or 8250
Citrus red N	A149
Coal tars (analyze for PAH)	8100 or 8250
Creosote (analyze for PAH)	8100 or 8250
Cresols	8040 or 8250
Crotonaldehyde	A132
Cyanogen (Dicyanogen)	9010
Cyanogen bromide	9010
Cyanogen chloride	9010

Table 3 (continued)

Organic compound	Method ^a
Cycasin	A150
2-Cyclohexyl-4,6-dinitrophenol	8040 or 8250
Cyclophosphamide	A151
Daunomycin	A173
DDD (2,2-bis(p-chlorophenyl-1, 1-dichloroethane)	8080 or 8250
DDE (2,2-bis(p-chlorophenyl-1, 1-dichloroethylene)	8080 or 8250
DDT (1,1,1-trichloro-2,2-bis (p-chlorophenyl)ethane	8080 or 8250
Diallate	8250
Dibenz(a,h)acridine	8100 or 8250
Dibenz(a,j)acridine	8100 or 8250
Dibenz(a,h)anthracene (Dibenzo(a,h)anthracene)	8100 or 8250
7H-Dibenzo(c,g)carbazole	8100 or 8250
Dibenzo(a,e)pyrene	8100 or 8250
Dibenzo(a,h)pyrene	8100 or 8250
Dibenzo(a,i)pyrene	8100 or 8250
1,2-Dibromo-3-chloropropane (DBCP)	8010 or 8240
1,2-Dibromoethane	8010 or 8240
Dibromomethane	8010 or 8240
Di-n-butyl phthalate	8060 or 8250
Dichlorobenzene(s)	8120 or 8250
o-Dichlorobenzene	8120 or 8250
m-Dichlorobenzene	8120 or 8250
p-Dichlorobenzene	8120 or 8250
3,3'-Dichlorobenzidene	8250
1,4-Dichloro-2-butene	8010 or 8240
Dichlorodifluoromethane	8010 or 8240
Dichloroethanes	8010 or 8240
1,2-Dichloroethane	8040 or 8240
1,2-Dichloroethene	8010 or 8240

Table 3 (continued)

Organic compound	Method ^a
Dichloroethylene(s)	8010 or 8240
1,1-Dichloroethylene	8010 or 8240
Dichloromethane	8010 or 8240
Dichloromethyl benzene	8120 or 8250
Dichlorophenols	8040 or 8250
2,6-Dichlorophenol	8040 or 8250
2,4-Dichlorophenoxyacetic acid (2,4-D)	8440
Dichlorophenylarsine	7060
Dichloropropane(s)	8010 or 8240
1,2-Dichloropropane	8010 or 8240
Dichloropropanol(s)	*
Dichloropropene(s)	8010 or 8240
1,3-Dichloropropene	8010 or 8240
Dieldrin	8080 or 8250
1,2:3,4-Diepoxybutane	*
Diethylarsine	A222
Diethyl ether	8015 or 8240
O,O-Diethyl-S-methylester phosphorodithioic acid	A142
O,O-Diethylphosphoric acid, O-p-nitrophenyl ester	A142
Diethyl phthalate	8060 or 8250
O,O-Diethyl-O-(2-pyrazinyl) phosphorothioate	A142
Dihydrosafrole	A178
Diethylstilbestrol	A153
3,4-Dihydroxy-alpha-((methylamino)methyl) benzyl alcohol	*
Diisopropyl fluorophosphate (DFP)	A142
Dimethoate	*
3,3'-Dimethoxybenzidine	8250

Table 3 (continued)

Organic compound	Method ^a
p-Dimethylaminoazobenzene	8250
7,12-Dimethylbenz(a)anthracene	8100 or 8250
3,3'-Dimethylbenzidine	8250
Dimethylcarbamoyl chloride	Decomposes in water
1,1-Dimethylhydrazine	8250
1,2-Dimethylhydrazine	8250
alpha,alpha-Dimethylphenethylamine	8250
2,4-Dimethylphenol	8040 or 8250
Dimethyl phthalate	8060 or 8250
Dimethyl sulfate	*
Dinitrobenzene(s)	8090 or 8250
4,6-Dinitro-o-cresol and salts	8040 or 8250
2,4-Dinitrophenol	8040 or 8250
2,4-Dinitrotoluene	8090 or 8250
2,6-Dinitrotoluene	8090 or 8250
Di-n-octyl phthalate	8060 or 8250
1,4-Dioxane	*
Diphenylamine	8250
1,2-Diphenylhydrazine	8250
Di-n-propyl nitrosamine	8250
Disulfoton ethyl carbamate	*
Ethyl cyanide	*
2,4-Dithiobiuret	*
Endosulfan and metabolites	8080 or 8250
Endrin and metabolites	8080 or 8250
Ethylenebisdithiocarbamate (EBDC)	*
Ethyleneimine	*
Ethylene oxide	*
Ethylenethiourea	*
Ethyl methacrylate	A165
Ethyl methanesulfonate	*

Table 3 (continued)

Organic compound	Method ^a
Fluoranthene	8100 or 8250
2-Fluoroacetamide	A157
Fluoroacetic acid, sodium salt	9020
Formaldehyde	*
Formic acid	*
Glycidylaldehyde	A132
Halomethane(s)	8010 or 8240
Heptachlor	8080 or 8250
Heptachlor epoxide (alpha, beta, or gamma isomers)	8080 or 8250
Hexachlorobenzene	8120 or 8250
Hexachlorobutadiene	8120 or 8250
Hexachlorocyclohexane (all isomers)	8120 or 8250
Hexachlorocyclopentadiene	8120 or 8250
Hexachloroethane	8120 or 8250
1,2,3,4,10,10-Hexachloro-1,4,4a,5,8,8a-hexahydro-1,4:5,8-endo-dimethanonaphthalene	8250
Hexachlorophene	*
Hexachloropropene	8010 or 8240
Hexaethyltetraphosphate	A142
Hydrazine	8250 or A141
Indeno(1,2,3-cd)pyrene	8100 or 8250
Iodomethane	8010 or 8240
Isobutyl alcohol	*
Isocyanic acid, methyl ester	Decomposes in water
Isosafrole	A178
Kepone	8080 or 8250
Lasiocarpine	A160
Maleic anhydride	*
Maleic hydrazide	*
Malononitrile	*

Table 3 (continued)

Organic compound	Method ^a
Melphalan	A161
Methacrylonitrile	*
Methanethiol	*
Methapyralene	A162
Methomyl	Decomposes in water
Methoxychlor	8250 or 8080
2-Methylaziridine	*
Methylchlorocarbonate (Methyl chloroformate)	Decomposes slowly in water
3-Methylcholanthrene	8100 or 8250
4,4'-Methylene-bis-(2-chloroaniline)	*
Methyl ethyl ketone (MEK)	8015 or 8240
Methyl hydrazine	8250
Methyl isobutyl ketone (MIBK)	8015 or 8240
2-Methylactonitrile	*
Methyl methacrylate	A165
Methyl methanesulfonate	*
2-Methyl-2-(methylthio)-o-(methyl- carbonyl)-propionaldehyde oxime	*
N-Methyl-N'-nitro-N-nitrosoguanidine	A166
Methyl parathion	8220
Methylthiouracil	A184
Mustard gas	A139
Naphthalene	8100 or 8250
1,4-Naphthoquinone	8090 or 8250
1-Naphthylamine	A146
2-Naphthylamine	A146
1-Naphthyl-2-thiourea	A185
Nicotine and salts	8250
p-Nitroaniline	8250

Table 3 (continued)

Organic compound	Method ^a
Nitrobenzene	8250 or 8090
Nitrogen dioxide	Reacts with water
Nitrogen mustard and its hydrochloride	A139
Nitrogen mustard N-oxide and its hydrochloride	A139
Nitroglycerine	A169
4-Nitrophenol	8040 or 8250
4-Nitroquinoline-1-oxide	*
Nitrosamine(s)	8250 or A170
N-Nitrosodi-n-butylamine	8250 or A170
N-Nitrosodiethanolamine	8250 or A170
N-Nitrosodiethylamine	8250 or A170
N-Nitrosodimethylamine	8250 or A170
N-Nitroso-n-ethylurea	8250 or A170
N-Nitrosomethylethylamine	8250 or A170
N-Nitroso-n-methylurea	8250 or A170
N-Nitroso-n-methylurethane	8250 or A170
N-Nitrosomethylvinylamine	8250 or A170
N-Nitrosomorpholine	8250 or A170
N-Nitrosonornicotine	8250 or A170
N-Nitrosopiperidine	8250 or A170
N-Nitrosopyrrolidine	8250 or A170
N-Nitrososarcosine	8250 or A170
5-Nitro-o-toluidine	A171
Octadecanoic acid, cadmium salt	A225
Octamethylpyrophosphoramidate (OMPA)	A172
Oxabicyclo(2.2.1)heptane-2,3-dicarboxylic acid	A133
Paraldehyde	8150 or 8240
Parathion	8220
Pentachlorobenzene	8120 or 8250
Pentachloroethane	8120 or 8250
Pentachloronitrobenzene (PCNB)	8250
Pentachlorophenol	8040 or 8250
1,3-Pentadiene	8240

Table 3 (continued)

Organic compound	Method ^a
Phenacetin	8250
Phenol	8040 or 8250
Phenylenediamine	8250
Phenylmercury acetate	A228
N-Phenylthiourea	A185
Phosgene	A138
Phosphine	A136
Phosphorothioic acid, 0,0-dimethyl ester, 0-ester with N,N-dimethyl benzene sulfonamide	*
Phosphorothioic acid, 0,0,0-triethyl ester	*
Phthalic acid esters	8060 or 8250
Phthalic anhydride	Decomposes in water
2-Picoline	*
Polychlorinated biphenyls	8080 or 8250
Pronamide	*
1,3-Propane sultone	*
n-Propylamine	*
Propylthiouracil	A184
2-Propyn-1-ol	*
Pyridine(s)	*
Reserpine	A176
Resorcinol (1,3-Benzenediol)	8040 or 8250
Safrole	A178
Streptozotocin	A179
Strychnine and salts	A180
1,2,4,5-Tetrachlorobenzene	8120 or 8250
2,3,7,8-Tetrachlorodibenzo-p-dioxin	8250
Tetrachloroethane(s)	8010 or 8240
1,1,1,2-Tetrachloroethane	8010 or 8240
1,1,2,2-Tetrachloroethane	8010 or 8240

Table 3 (continued)

Organic compound	Method ^a
Tetrachloroethene (Tetrachloroethylene)	8010 or 8240
Tetrachloromethane (Carbon tetrachloride)	8010 or 8240
Tetrachlorophenol	8040 or 8250
Tetraethyldithiopyrophosphate	A142
Tetraethyl lead	A227
Tetraethylpyrophosphate	A142
Tetranitromethane	8240
Thioacetamide	A182
Thiosemicarbazide	A134
Thiourea	A185
Thiuram	A185
Toluene	8020 or 8240
Toluene diamine	*
o-Toluidine hydrochloride	A187
Tolylene diisocyanate	Decomposes in water
Toxaphene	8250 or 8080
Tribromomethane (Bromoform)	8010 or 8240
1,2,4-Trichlorobenzene	8120 or 8250
1,1,1-Trichloroethane	8010 or 8240
1,1,2-Trichloroethane	8010 or 8240
Trichloroethene (Trichloroethylene)	8010 or 8240
Trichlorofluoromethane	8010 or 8240
Trichloromethanethiol	*
2,4,5-Trichlorophenol	8040 or 8250
2,4,6-Trichlorophenol	8040 or 8250
2,4,5-Trichlorophenoxyacetic acid (2,4,5-T)	8400 or A133
2,4,5-Trichlorophenoxypropionic acid (2,4,5-TP) (Silvex)	8400 or A133
Trichloropropane	8010 or 8240
1,2,3-Trichloropropane	8010 or 8240

Table 3 (continued)

Organic compound	Method ^a
0,0,0-Triethyl phosphorothioate	A142
sym-Trinitrobenzene	A189
Tris(1-azridinyl) phosphine sulfide	*
Tris (2,3-dibromopropyl) phosphate	A142
Trypan blue	*
Uracil mustard	8250
Vinyl chloride	8010 or 8240

Table 4. Methods for characteristic testing

Characteristic	Method
Ignitability	1010
Corrosivity	1110, 9040
Reactivity	9010, 9030
EP Toxicity	1310

7. DATA REDUCTION, VALIDATION, AND REPORTING

Review of data produced for work assignments will proceed on two levels; the technical and editorial levels. The technical level of review will concern itself with the review of the employed sampling and analytical techniques and its effect on data validity. The editorial level of review will address the problem of transpositional errors and will ensure that the text is concise and lucid.

For each assignment, the work plan will describe the specific details of the review process. For example, the reviewing process for pesticide analysis by gas chromatography would require that the analyst use quantification, calibration and background correction forms (Figures 6 through 8). These forms would then be submitted along with the appropriate laboratory notebook pages to a fellow pesticide analyst for review. A second level of review occurs when the data package is submitted to laboratory management.

Once the data have successfully completed this stage of the reviewing process they are transferred to final report forms. The copy editor will initially review the data report for transpositional errors and specify which if any corrections are required. The editor will check to ensure any text is readable and coherent. The data report is then sent to the pesticide laboratory manager for review prior to submission to the project manager.

Client: _____

Date: _____

Data Check By: _____

Pesticide Project Mgr.: _____

Date Completed: _____

Client Sample Nos. for Project: _____

Comments: _____

ERCO ID	Compound	Raw Response	Background Correction	Blank Response	Corrected Response	ng Inj.	µl Inj.	Volume Inj. From	ng in Volume	Wt. or Vol. of Sample	Split Weight	Amount (ppb)	St U:

N.B.: If necessary, attach forms for background correction, calibration, and multiple peak quantification. Attach all associated chromatograms.

Figure 6. Pesticide Quantification Form

PESTICIDE ANALYSIS - CALIBRATION FORM

GC Std. No.	Std. No.	Dilution	Conc.	µg Inj.	ng Inj.	Raw Response				Total Response
						R.T.	R.T.	R.T.	R.T.	

Figure 7. Pesticide Calibration Form

-35-

PESTICIDE ANALYSIS - BACKGROUND CORRECTION

Compound: _____

Standard #: _____

Compound R.T.: _____

Ref. Std. R.T.: _____

Compound Response/Reference Response (% Background): _____

ERCO ID	Reference Peak Response	Background	Compound Response	Corrected Response

-36-

Figure 8. Pesticide Background Correction Form

8. INTERNAL QUALITY CONTROL CHECKS

To ensure the validity of any analytical data, a good quality assurance/quality control program must be established and followed. Unless, technical constraints of a work assignment require otherwise, the quality control checks employed during a task will be those specified in the laboratory manuals (refer to Figures 9 and 10).

The quality control checks that are specified in the laboratory manuals and their uses can be summarized as:

1. Trip blanks to determine sample contamination during sampling.
2. Laboratory blanks to determine contamination during analysis.
3. Reagent blanks to determine background levels.
4. Spiked samples to determine presence of matrix effects.
5. Duplicate samples to determine precision.
6. Check standards to determine calibration and accuracy.
7. Blind audit samples to document accuracy and precision.
8. Surrogate and internal standards to account for sample-to-sample variation.

Minimum Daily Requirements for AAS

- Calibration curves must be composed of a minimum of a blank and three standards. A calibration curve will be made for every hour of continuous sample analysis.
- A check standard will be run after approximately every 15 samples. (For priority pollutant work this standard will be at the Maximum Contamination Level).
- One duplicate sample will be run every 15 samples. A duplicate sample is a sample brought through the whole sample preparation process.
- A minimum of one spiked sample shall be run every 15 samples. The spiked concentration should be at least 10 times the detection limit concentration.
- Standard deviation will be documented for all measurements being made.
- Reported concentrations cannot be less than the lowest standard analyzed.
- Samples are diluted if they are more concentrated than the highest standard or if they fall on the plateau of a calibration curve.
- Employ a minimum of one blank per sample batch. Minimum of at least one blank per 20 samples shall be run.
- If a significant dilution factor would be necessary to analyze a sample by the graphite furnace, employ the flame atomizer.
- Each sample batch will require a minimum of one precision determination and accuracy determination. Accuracy will be determined by percent recovery of a spike.
- When available appropriate Standard Reference Material will be analyzed to evaluate new procedures.

Figure 9. Excerpt from ERCO Trace Metal Laboratory Manual

- The presence of matrix effects will be determined by recoveries of standard spikes to the samples. If recovery is within 10 percent of the expected value, no interference is assumed. This test should be performed for every new sample type.

Quarterly Requirements

- A known reference sample will be analyzed once per quarter for the metals measured.

Annual Requirements

- An unknown performance sample (when available) will be analyzed once per year.

General Requirements

- All Quality Control Data should be maintained and available for easy reference or inspection.
- An attempt will be made to participate in round robin tests.

* * * * *

Minimum Daily Requirements for Inductively Coupled Plasma (ICP)

- An instrumental warmup period of 30 min is required before calibration.
- The average intensities of at least two burns for both the calibration blank and the mixed standards are employed for calibration.
- A check standard is analyzed once every 10 samples. The check standard results must be within 5 percent of the true values.
- The calibration blank is analyzed once every 10 samples. The results should be within two standard deviations of the mean.

Figure 9 (continued)

Minimum Daily Requirements for ICP (continued)

- An inter-element interference check sample is analyzed at the initiation, end, and at periodic intervals throughout the sample run.
- One of every 10 samples will be prepared and analyzed in duplicate.
- A minimum of one sample per every 20 samples is spiked with a multi-element standard and analyzed. If recoveries are not in the 90-110 percent range, the samples are analyzed by the method of standard additions.
- A procedural blank is required once for every 15 samples or every sample batch, whichever is smaller.

Weekly Requirements for ICP

- Calibration standards are compared to a quality control standard, supplied by an outside source, at a minimum of once a week.

General Requirements for ICP

- All quality control data are maintained and available for easy reference or inspection using the ICP Spike Recovery and ICP Duplicate Analysis Forms.
 - An attempts will be made to participate in performance evaluation and round-robin tests.
-
-

Figure 9 (continued)

QUALITY CONTROL

General

- All Lab Personnel must be familiar with the contents of the VOA GC/MS Laboratory Manual.
- A Daily Check List sheet must be completed every shift to insure that required quality control steps are implemented on a daily schedule.

Sample Storage

- Samples designated for VOA analysis should never enter the organics laboratory or any other location where organic solvents are present.
- All VOA samples must be stored in a refrigerator at 4° C. The refrigerator used for the storage of VOA samples should always contain a pan of activated charcoal which is changed weekly.
- A refrigerator blank which consists of a VOA vial containing organic-free water is stored in the VOA storage refrigerator for a 1-week period, removed for analysis and replaced with a second refrigerator blank. The weekly analysis of the refrigerator blank including the peak search is stored in the refrigerator blank file.
- All samples must be analyzed for purgeable organics within 14 days of collection and, unless the date of collection is defined, it must be assumed that one day passed before receipt of the samples. Therefore samples with undefined collection dates must be analyzed within 13 days of receipt.

Standards

- At least two standard solutions containing both internal and surrogate standards in addition to the pollutant compound standard must be analyzed

Figure 10. Excerpt from ERCO VOA GC/MS Manual

daily. One standard is analyzed before any samples are analyzed and a second is analyzed after the last sample of the day. During a two-shift working day only three standard runs will be required if the mass spectrometer did not require retuning for the second shift.

- Periodically, the concentration of one of the daily standards should be alternately lower and higher than the mid-range concentration standard which must be analyzed at least once daily.
- Standards must be searched for the priority pollutant compounds and the internal standards before analyzing any samples.
- A calibration curve of response factors versus concentration is generated for standards covering the linear range. A new curve is generated when a significant drift is detected in response factors.

Surrogate Standards

- All samples and standards must be dosed with internal and surrogate standards.
- If the recovery of sample surrogate standards is not within two standard deviations of the true value the analysis must be repeated. If the same recovery is observed a second time, matrix interference has occurred and the recovery is determined by spiking the sample with priority pollutant compounds.

Blanks

- An organic-free water blank must be analyzed each day following the analysis of the standard and before any samples are analyzed.
- A refrigerator blank must be analyzed once a week.
- If a sample contains a compound at a high concentration which may result in carry-over a blank must be run before the next sample.
- Field blanks must be analyzed when:

Figure 10 (continued)

- compounds that lend themselves to contamination (e.g., methylene chloride) are found in significant concentrations.
- a sample lot contains a highly contaminated sample and the contaminant was found to a lesser degree in associated samples.
- a significant concentration is detected in samples susceptible to litigation.

If contamination is detected in the field blank, an organic-free water blank is analyzed before the field blank duplicate to determine if carry-over is a problem.

N.B.: VOA vial septa are not reused since reuse could result in carry-over to subsequent samples.

Sample Spiking

- A matrix spike using priority pollutant compounds must be analyzed once every 20 samples.
- Each time samples for a new industrial category are analyzed, a sample aliquot must be spiked with priority pollutant compounds. The recovery should be calculated and the analysis appraised.
- Results of all spiking studies must be recorded in the Duplicate and Spike Log.

Sample Duplicates

- A duplicate sample is analyzed once every 20 samples and the resulting data must be recorded in the Duplicate and Spike Log.

Calculations

- Internal standard concentrations, response factors and all other data necessary to duplicate calculations must be reported on the area computer print-out.
- The area computer print-out sheet must be filed with the final report according to ERCO ID#.

Figure 10 (continued)

Accuracy and Precision

- Technique accuracy and precision are determined from the surrogate data resulting from the daily analysis of calibration standards. The accuracy is determined by comparing the recovered surrogate concentration versus the true values. Precision is calculated, on a weekly basis, from the standard deviation of surrogate data. To facilitate these calculations the same surrogate concentration should be used for a given calculation period.
 - Accuracy and precision for the technique as it applies to various sample types and over longer time periods can be calculated by averaging the recovery and duplicate data available in the Duplicate and Spike Log.
 - Each time samples from a new industrial category are analyzed the accuracy and precision of surrogate data must be determined.
-
-

Figure 10 (continued)

9. PERFORMANCE AND SYSTEM AUDITS

All of ERCO's work is subject to review by fellow workers and management. This review is usually designed specifically for a given task. For example, Figure 11 describes an editorial review process which was successfully employed for document revision.

ERCO's laboratories are subjected to routine audits by ERCO's QA/QC coordinator, Mr. Nile Luedtke. These audits are intended to serve two purposes: (1) to ensure that laboratories are complying with the procedures defined in laboratory manuals, and (2) to discover any sample flow or analytical problems. In addition, ERCO's laboratories are subject to significant review by outside regulatory agencies (see Table 5) and routinely analyze performance evaluation samples (see Table 6).

I. TECHNICAL REVISIONS

- A. Program Manager submits sections to be revised to all appropriate staff. Included are:
 - 1. Guidelines as to necessary and suggested changes
 - 2. Outline of method format
- B. Review Board meets and combines comments into one recommended version. At that time an informal cover sheet is drawn up to go with each major section and each method, explaining in detail the nature and scope of revisions being made to that section.
- C. A routing sheet is attached.

II. INITIAL EDIT

- A. As sections are completed, they are passed onto the technical editor who will perform a substantive edit, checking for coherence, overall organization and relevance, and consistency of style and of matter addressed.
- B. Sections go to the copy editor, who will perform a screening edit to ensure that the established format is followed and that the most obvious errors in style, clarity, integrity, and usage are corrected. Standard Environmental Sciences Division format will be used in areas of format not already specified.

III. PRODUCTION

Word processing operators follow special formats and will correct spelling, punctuation, and usage.

IV. SECOND EDIT

- A. The produced sections will be proofread against the rough draft to ensure that any errors are caught.
- B. The copy editor will read the document for format, mechanical style, usage, and clarity.
- C. The quality control coordinator will read the document for integrity and accuracy.

Figure 11. Editorial Review Procedures

V. TECHNICAL REVIEW

- A. The sections, marked up but uncorrected, will go to the Program Manger for review.
- B. The Program Manager will coordinate with technical staff for further input, if necessary.

VI. SECOND PRODUCTION PASS

- A. Final corrections are made in word processing.
- B. Corrections are checked, and step A repeated if necessary.

VII. FINAL REVIEW

At this stage the Program Manger, editors, or quality control coordinator may want to have one last look at all or particular sections.

VIII. DISTRIBUTION

ERCO will submit one copy of the draft final report. Accompanying each section or method will be the informal cover sheet outlined the changes made. The rough draft of the entire report can also be sent for reference.

IX. RESPONSE TO COMMENTS

- A. If significant technical corrections are to be made to a particular section, that section would be revised by entering the editing sequence again at the beginning (I. Technical Revisions).
 - B. If only minor, nontechnical revisions are required in a particular section, that section would reenter the editing sequence at Part IV, Second Edit.
-

Figure 11 (continued)

Table 5. ERCO Comprehensive Laboratory Audits - 1981-1983

<u>Date</u>	<u>Agency/Program</u>	<u>Results</u>
January 1981	EPA-EMSL ^a /Love Canal QA Audit	Pass
January 1981	BLM/Laboratory Evaluation (IXTOC Program)	Contract Awarded
February 25, 1981	New York State DH ^b /Laboratory Evaluation	Certification Awarded
March 13, 1981	EPA-NEIC ^c /Contract Audit	Pass
June 4, 1981	EPA-NEIC/Contract Audit	Pass
June 26, 1981	New York State DEC ^d /Laboratory Evaluation	Contract Awarded
September 25, 1981	EPA-EGD ^e /Laboratory Evaluation	Contract Awarded
October 26, 1981	EPA-NEIC/Contract Audit	Pass
February 2, 1982	EPA-NEIC/Contract Audit	Pass
March 4, 1982	EPA-OSW ^f /Laboratory Evaluation	Contract Awarded
March 23, 1982	EPA-NEIC/Laboratory Evaluation	Contract Awarded
May 27, 1982	EPA-NEIC/Contract Audit	Pass
September 9, 1982	EPA-NEIC/Contract Audit	Pass
December 10, 1982	EPA-NEIC/Contract Audit	Pass
March 9, 1983	EPA-NEIC/Contract Audit	Pass
May 12, 1983	EPA-NEIC/Contract Audit	Pass
May 17, 1983	New York DEC/Laboratory Evaluation	Contract Awarded
October 27, 1983	EPA-NEIC/Contract Audit	Pass
December 16, 1983	New York State DH/Laboratory Evaluation	Pass

^aEPA-Environmental Monitoring and Support Laboratory

^bNew York State Department of Health

^cEPA-National Enforcement Investigation Center

^dNew York State Department of Environmental Conservation

^eEPA-Effluent Guidelines Division

^fEPA-Office of Solid Waste

Table 6. ERCO Performance Evaluation Results - 1981-1983

<u>Date</u>	<u>Agency/Program</u>	<u>Parameters</u>	<u>Results</u>
January 1981	BLM (IXTOC)/Precontract Evaluation-Duwamish II sediment	Polynuclear Aromatic Hydrocarbons	Pass
January 1981	BLM (IXTOC)/Precontract Evaluation-Megamussel	Polynuclear Aromatic Hydrocarbons	Pass
February 1981	EPA-EMSL ^a /Water Study Evaluation (WS007)	Volatile Organics, Trace Metals, Pesticides, Herbicides	Pass
March 1981	EPA-EGD ^b /Precontract Evaluation	Organic Priority Pollutants	Contract Awarded
May 1981	New York State DH ^c /Certification	Volatile Organics, Trace Metals	Pass
May 1981	EPA-OSW ^d /Precontract Evaluation	Organic and Trace Metals Priority Pollutants	Contract Awarded
June 1981	New York State DECE ^e /Precontract Evaluation	Organic Priority Pollutants	Contract Awarded
July 1981	EPA-EMSL/Water Study Evaluation (WS008)	Volatile Organics, Trace Metals, Pesticides, Herbicides	Pass
October 1981	EPA-EMSL/Water Pollution Evaluation (WP007)	Volatile Organics, Trace Metals, Pesticides	Pass
November 1981	EPA/EMSL Water Study Evaluation (WS009)	Volatile Organics, Trace Metals, Pesticides, Herbicides	Pass
November 1981	New York State DH/Certification	Volatile Organics, Trace Metals	Pass
March 1982	EPA/NEIC ^f /Precontract Evaluation	Organic Priority Pollutants	Contract Awarded
March 1982	EPA-EMSL/Water Pollution Evaluation (WP008)	Volatile Organics, Trace Metals, Pesticides	Pass
May 1982	New York State DH/Certification	Volatile Organics, Trace Metals, Pesticides	Pass
May 1982	EPA-EMSL Water Study Evaluation (WS010)	Volatile Organics, Trace Metals, Pesticides	Pass
May 1982	EPA-NEIC/Certification	PCB in Oil	Pass
September 1982	EPA-EMSL/Water Pollution Evaluation (WP009)		Pass
October 1982	EPA/EMSL/Water Pollution Evaluation (WP009)	Volatile Organics, Trace Metals, Pesticides	Pass
November 1982	EPA-EMSL/Water Study Evaluation (WS011)	Volatile Organics, Trace Metals, Pesticides	Pass
November 1982	New York State DH/Certification		Pass

^aEPA-Environmental Monitoring and Support Laboratory

^bEPA-Effluent Guidelines Division

^cNew York State Department of Health

^dEPA-Office of Solid Waste

^eNew York State Department of Environmental Conservation

^fEPA-National Enforcement Investigation Center

<u>Date</u>	<u>Agency/Program</u>	<u>Parameters</u>	<u>Results</u>
April 1983	EPA-EMSL/Water Pollution Evaluation (WP010)	Volatile Organics Trace Metals, Pesticides	Pass
May 1983	New York State DH/Certification	Volatile Organics, Trace Metals, Pesticides	Pass
June 1983	EPA-EMSL/Water Study Evaluation (WS012)	Volatile Organics, Trace Metals, Pesticides	Pass
July 1983	New York State DEC/Precontract Evaluation	Full Organic and Inorganic Priority Pollutants	Contract Awarded
October 1983	EPA-EMSL/Water Pollution Evaluation (WP011)	Volatile Organics, Trace Metals, Pesticides	Pass
November 1983	New York State DH/Certification	Volatile Organics, Trace Metals, Pesticides	Awaiting Results
November 1983	EPA-EMSL/Water Study Evaluation (WS013)	Volatile Organics, Trace Metals, Pesticides	Awaiting Results
December 1983	New York State DEC/Superfund Program PE	Full Organic and Inorganic Priority Pollutants	Pass

10. PREVENTIVE MAINTENANCE

ERCO's laboratory staff is familiar with the maintenance requirements of the instrumentation they employ. This familiarity is a result of conventional education, specialized courses, and experience. In fact, some of ERCO's laboratory staff have designed and assembled analytical instrumentation.

ERCO's laboratory manuals also address scheduled maintenance (see Figure 12).

MAINTENANCE OF PERKIN ELMER 603 ATOMIC ABSORPTION
SPECTROPHOTOMETERS, PERKIN ELMER 4000 ATOMIC ABSORPTION
SPECTROPHOTOMETER, FISHER MERCURY ANALYZER

I. Nebulizer-Mixing Chamber-Burner Maintenance

Cleaning of the nebulizer-mixing chamber-burner system cannot be scheduled, the frequency of cleaning is left to the discretion of the analyst, who should keep the following guidelines in mind.

- A. Following aspiration of organic solutions, cleaning should be done in the manner described in Section 10B,3. of the Perkin Elmer 603 instruction manual.
- B. The burner and mixing chamber should be cleaned when analyzing for very low levels of an element and the previous sample lot had the same element as a major constituent (Section 10B,2. and/or 10B,5.).
- C. Aspiration of high solid samples (solid > 4 percent for 10 cm and 1 percent for 5 cm burner head) require a minimum of daily cleaning of the burner head. The burner also will require cleaning when discontinuities in the flame occur as a result of dry solids lodged in the burner slot (Section 10B,2).
- D. The burner system must be cleaned, following the aspiration of high concentrations of Ag, Cu or Hg to prevent the build-up of explosive acetylide compounds (Section 10B,4).
- E. Assuming the nebulizer calibration has not been altered, a decrease in sample uptake indicates a need to clean the nebulizer (Section 10C, 1).

II. Drain-Trap and Waste Vessel Maintenance

- A. The waste vessel should be emptied when necessary, but in a manner which will leave enough residual water (5 inches) to submerge the end of the drain tube.
- B. The drainage system should be inspected each morning before flame ignition in order to prevent flashback explosions. The water trap should consist of a full-to-capacity 6-inch diameter loop. The end of the drain tube should be submerged in a minimum of 5 inches of liquid.

Figure 12. Excerpt from ERCO Trace Metals Laboratory Manual

III. Sample Compartment Window Maintenance

The sample compartment windows should be inspected and cleaned when any dirt is visible. The windows should be cleaned weekly even if they appear clean. Ultraviolet absorption losses can occur with optical components even when visibly clean (Section 10D,4).

IV. Maintenance of Gas Supplies

- A. WARNING - Linde brand acetylene from Union Carbide can not be used. The acetylene vehicle can dissolve internal plumbing and result in an explosion.
 - B. Only instrument grade gases will be used.
 - C. Compressed air from an ambient air compressor utilizing water and oil traps is preferable to compressed cylinder gas which can suffer from alterations in O₂/N₂ ratio.
 - D. The nitrous oxide regulator should be monitored for condensation build-up on humid days. If condensation is noticed, a heated regulator or an IR heat lamp should be employed.
-

Figure 12 (continued)

11. ROUTINE USED TO ASSESS DATA PRECISION,
ACCURACY, AND COMPLETENESS

Since this is a generalized quality assurance project plan for a work assignment-type contract, it is not possible to be specific about which procedures will be employed. The specifics will vary according to the needs of the work assignment and will be detailed in each respective work plan.

In general, the precision of data will be determined by calculating the average percent relative standard deviation (RSD) of data produced by analyzing a number of duplicate samples. The accuracy of data will be a reflection of the accuracy of the analytical procedure. The accuracy of the analytical procedure will be determined by the use of spiked samples and standard reference materials.

Determining whether a data base is complete or incomplete is at times a complicated matter. Obviously, to be considered complete, the data must include all quality control data verifying its accuracy and precision. Less obvious is whether the data is sufficient enough to achieve the goals of the work assignment. ERCO will review all data in terms the program goals to ensure that omissions do not occur.

205 Alewife Brook Parkway
Cambridge, Massachusetts 02138
(617) 661-3111

RECEIVED

AUG 10 1984

D. W. MAGEE

August 6, 1984

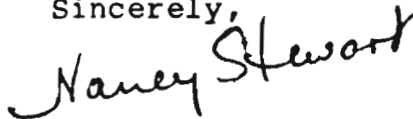
Dr. D.W. Magee
General Electric
Building 300 First Floor
Nott Street Plant
Schenectady, NY 12345

Dear Wally:

Enclosed please find the results for the three samples received on July 6 and 11, 1984, and analyzed for priority pollutants.

If you have any questions, please do not hesitate to call me.

Sincerely,



Nancy Stewart
Manager
GC/MS-VOA Laboratory

NS:lk
Encl.

Sample Received: 7/9/84
Analysis Completed: 8/1/84
All Results in: ug/l (ppb)
Reported by: CAK
Checked by: LAS

ERCO / ENERGY RESOURCES CO. INC.

INORGANIC ANALYSIS

- Data Report -

Client: General Electric

ERCO ID	CLIENT ID	Ag	As	Be	Cd	Cr	Cu	Hg	Ni
5398	A 104 Well 11I	<0.5	<5	<5	<0.5	<5	<5	<0.2	6
5399	A 103 Well 7I	<0.5	<5	<5	<0.5	<5	<5	<0.2	<5
--	Acid Blank	<0.5	<5	<5	<0.5	<5	<5	<0.2	<5

If customer has any questions regarding analysis, refer to sample in question by its ERCO ID#.

Sample Received: 7/9/84
Analysis Completed: 8/1/84
All Results in: ug/l (ppb)
Reported by: CAK
Checked by: LAS

ERCO / ENERGY RESOURCES CO. INC.

INORGANIC ANALYSIS

- Data Report -

Client: General Electric

ERCO ID	CLIENT ID	Pb	Sb	Se	Tl	Zn
5398	A 104 Well 11I	<5	<5	<5	<5	<5
5399	A 103 Well 7I	<5	<5	<5	<5	<5
--	Acid Blank	<5	<5	<5	<5	<5

If customer has any questions regarding analysis, refer to sample in question by its ERCO ID#.

Sample Received: 7/11/84
Analysis Completed: 8/1/84
All Results in: ug/l (ppb)
Reported by: CK
Checked by: HAS

ERCO / ENERGY RESOURCES CO. INC.

INORGANIC ANALYSIS

- Data Report -

Client: General Electric

ERCO ID	CLIENT ID	Ag	As	Be	Cd	Cr	Cu	Hg	Ni
5466	A117	<0.5	<5	<5	<0.5	<5	<5	<0.2	<5

If customer has any questions regarding analysis, refer to sample in question by its ERCO ID#.

Sample Received: 7/11/84
Analysis Completed: 8/1/84
All Results in: ug/l (ppb)
Reported by: CAK
Checked by: LAS

ERCO / ENERGY RESOURCES CO. INC.

INORGANIC ANALYSIS

- Data Report -

Client: General Electric

ERCO ID	CLIENT ID	Pb	Sb	Se	Tl	Zn
5466	A117	<5	<5	<5	<5	<5

If customer has any questions regarding analysis, refer to sample in question by its ERCO ID#.

Sample Received: 7/6/84 & 7/11/84
 Analysis Completed: 7/22/84 & 8/3/84
 All Results in: ug/l (ppb)
 Reported by: EK
 Checked by: JS
 Client: General Electric

ERCO / ENERGY RESOURCES CO. INC.

POLYCHLORINATED BIPHENYLS (PCBs)

- Data Report -

			# 7		
	Reporting Limit	Client ID: ERCO ID:	A 104 Well #11 5398	A 103 Well #17 5399	A117 5466
Aroclor 1221	0.1		ND	ND	ND
Aroclor 1232	0.1		ND	ND	ND
Aroclor 1016	0.1		ND	ND	ND
Aroclor 1242	0.1		1.0	0.3	ND
Aroclor 1248	0.1		ND	ND	ND
Aroclor 1254	0.1		ND	ND	ND
Aroclor 1260	0.1		ND	ND	ND
Aroclor 1262	0.1		ND	ND	ND

ND = Not detected at or above reporting limit.

Sample Received: 7/6/84
 Analysis Completed: 7/20/84
 Results in: ug/l (ppb)
 Reported by: NA
 Checked by: JS

ERCO/ENERGY RESOURCES CO. INC.
VOLATILE ORGANICS ANALYSIS
BY EPA METHOD 624
 - Data Report -
 Page 1 of 2

Client: General Electric

COMPOUNDS	Client ID:	A104	A103
	ERCO ID:	5398	5399
Chloromethane		ND	ND
Bromomethane		ND	ND
Vinyl chloride		190	31
Chloroethane		ND	ND
Methylene chloride		ND	ND
1,1-dichloroethylene		ND	6
1,1-dichloroethane		ND	ND
Trans-1,2-dichloroethylene		1300	3000
Chloroform		ND	77
1,2-dichloroethane		ND	5
1,1,1-trichloroethane		ND	ND
Carbon tetrachloride		ND	ND
Bromodichloromethane		ND	ND
1,2-dichloropropane		ND	ND
Trans-1,3-dichloropropylene		ND	ND
Trichloroethylene		4100	5300
Benzene		12	31
Dibromochloromethane		ND	ND
Cis-1,3-dichloropropylene		ND	ND
1,1,2-trichloroethane		ND	ND
Bromoform		ND	ND
1,1,2,2-tetrachloroethane		ND	ND
Tetrachloroethylene		ND	ND
Toluene		7	7
Chlorobenzene		ND	ND
Ethyl benzene		ND	ND
2-chloroethyl vinyl ether		ND	ND

ND = Not detected.

ERCO/ENERGY RESOURCES CO. INC.

VOLATILE ORGANICS ANALYSIS

BY EPA METHOD 624

- Data Report -

Page 2 of 2

Client: General Electric

COMPOUNDS	Client ID:	A104	A103
	ERCO ID:	5398	5399

Additional
Compounds

Acetone	2000	72
---------	------	----

Reporting Limit:

CLIENT General Electric
 CLIENT ID A 104 Well 11 I
 ERCO ID 13-5398
 SAMPLE RECEIVED 7/6/84
 ANALYSIS COMPLETED 7/24/84
 RESULTS IN ug/l (ppb)

ERCO / ENERGY RESOURCES CO. INC.

SUMMARY OF
ORGANIC PRIORITY POLLUTANT ANALYSIS

ACID COMPOUNDS

21A 2,4,6-trichlorophenol ND
 22A p-chloro-m-cresol ND
 24A 2-chlorophenol ND
 31A 2,4-dichlorophenol ND
 34A 2,4-dimethylphenol ND
 57A 2-nitrophenol ND
 58A 4-nitrophenol ND
 59A 2,4-dinitrophenol ND
 60A 4,6-dinitro-o-cresol ND
 64A pentachlorophenol ND
 65A phenol ND

BASE/NEUTRAL COMPOUNDS

42B bis(2-chloroisopropyl)ether ND
 43B bis(2-chloroethoxy)methane ND
 52B hexachlorobutadiene ND
 53B hexachlorocyclopentadiene ND
 54B isophorone ND
 55B naphthalene ND
 56B nitrobenzene ND
 61B N-nitrosodimethylamine ND
 62B N-nitrosodiphenylamine ND
 63B N-nitrosodi-n-propylamine ND
 66B bis(2-ethylhexyl)phthalate ND
 67B butyl benzyl phthalate ND
 68B di-n-butyl phthalate ND
 69B di-n-octyl phthalate ND
 70B diethyl phthalate ND
 71B dimethyl phthalate ND
 72B benzo(a)anthracene ND
 73B benzo(a)pyrene ND
 74B 3,4-benzofluoranthene ND
 75B benzo(k)fluoranthene ND
 76B chrysene ND
 77B acenaphthylene ND
 78B anthracene ND
 79B benzo(ghi)perylene ND
 80B fluorene ND
 81B phenanthrene ND
 82B dibenzo(a,h)anthracene ND
 83B indeno(1,2,3-cd)pyrene ND
 84B pyrene ND
 129B 2,3,7,8-tetrachlorodibenzo-p-dioxin ND

BASE/NEUTRAL COMPOUNDS

1B acenaphthene ND
 5B benzidine ND
 8B 1,2,4-trichlorobenzene ----- *
 9B hexachlorobenzene ND
 12B hexachloroethane ND
 18B bis(2-chloroethyl)ether ND
 20B 2-chloronaphthalene ND
 25B 1,2-dichlorobenzene ----- *
 26B 1,3-dichlorobenzene ND
 27B 1,4-dichlorobenzene ----- *
 28B 3,3-dichlorobenzidine ND
 35B 2,4-dinitrotoluene ND
 36B 2,6-dinitrotoluene ND
 37B 1,2-diphenylhydrazine ND
 39B fluoranthene ND
 40B 4-chlorophenyl phenyl ether ND
 41B 4-bromophenyl phenyl ether ND

ND = None detected above the average reporting limit of 10 ppb for acids and for B/N.
 *Trace concentrations detected below the average reporting limit.

Reported by: LG
 Checked by: N.W.

CLIENT General Electric
 CLIENT ID A 103 Well ~~12~~ 71
 ERCO ID 13-5399
 SAMPLE RECEIVED 7/6/84
 ANALYSIS COMPLETED 7/24/84
 RESULTS IN ug/l (ppb)

ERCO / ENERGY RESOURCES CO. INC.

SUMMARY OF
 ORGANIC PRIORITY POLLUTANT ANALYSIS

ACID COMPOUNDS

21A 2,4,6-trichlorophenol ND
 22A p-chloro-m-cresol ND
 24A 2-chlorophenol ND
 31A 2,4-dichlorophenol ND
 34A 2,4-dimethylphenol ND
 57A 2-nitrophenol ND
 58A 4-nitrophenol ND
 59A 2,4-dinitrophenol ND
 60A 4,6-dinitro-o-cresol ND
 64A pentachlorophenol ND
 65A phenol ND

BASE/NEUTRAL COMPOUNDS

1B acenaphthene ND
 5B benzidine ND
 8B 1,2,4-trichlorobenzene ----- *

9B hexachlorobenzene ND
 12B hexachloroethane ND
 18B bis(2-chloroethyl)ether ND
 20B 2-chloronaphthalene ND
 25B 1,2-dichlorobenzene ND
 26B 1,3-dichlorobenzene ND
 27B 1,4-dichlorobenzene ND
 28B 3,3-dichlorobenzidine ND
 35B 2,4-dinitrotoluene ND
 36B 2,6-dinitrotoluene ND
 37B 1,2-diphenylhydrazine ND
 39B fluoranthene ND
 40B 4-chlorophenyl phenyl ether ND
 41B 4-bromophenyl phenyl ether ND

BASE/NEUTRAL COMPOUNDS

42B bis(2-chloroisopropyl)ether ND
 43B bis(2-chloroethoxy)methane ND
 52B hexachlorobutadiene ND
 53B hexachlorocyclopentadiene ND
 54B isophorone ND
 55B naphthalene ND
 56B nitrobenzene ND
 61B N-nitrosodimethylamine ND
 62B N-nitrosodiphenylamine ND
 63B N-nitrosodi-n-propylamine ND
 66B bis(2-ethylhexyl)phthalate ND
 67B butyl benzyl phthalate ND
 68B di-n-butyl phthalate ND
 69B di-n-octyl phthalate ND
 70B diethyl phthalate ND
 71B dimethyl phthalate ND
 72B benzo(a)anthracene ND
 73B benzo(a)pyrene ND
 74B 3,4-benzofluoranthene ND
 75B benzo(k)fluoranthene ND
 76B chrysene ND
 77B acenaphthylene ND
 78B anthracene ND
 79B benzo(ghi)perylene ND
 80B fluorene ND
 81B phenanthrene ND
 82B dibenzo(a,h)anthracene ND
 83B indeno(1,2,3-cd)pyrene ND
 84B pyrene ND
 129B 2,3,7,8-tetrachlorodibenzo-p-dioxin ND

ND = None detected above the average reporting limit of 10 ppb for acids and for B/N.

*Trace concentrations detected below the average reporting limit.

Reported by: LG
 Checked by: NW

CLIENT General Electric
 CLIENT ID A117 / DGC 3D
 ERCO ID 13-5466
 SAMPLE RECEIVED 7/11/84
 ANALYSIS COMPLETED 7/26/84
 RESULTS IN ug/l (ppb)

ERCO / ENERGY RESOURCES CO. INC.

SUMMARY OF
 ORGANIC PRIORITY POLLUTANT ANALYSIS

ACID COMPOUNDS

21A	2,4,6-trichlorophenol	ND
22A	p-chloro-m-cresol	ND
24A	2-chlorophenol	ND
31A	2,4-dichlorophenol	ND
34A	2,4-dimethylphenol	ND
57A	2-nitrophenol	ND
58A	4-nitrophenol	ND
59A	2,4-dinitrophenol	ND
60A	4,6-dinitro-o-cresol	ND
64A	pentachlorophenol	ND
65A	phenol	ND

BASE/NEUTRAL COMPOUNDS

42B	bis(2-chloroisopropyl)ether	ND
43B	bis(2-chloroethoxy)methane	ND
52B	hexachlorobutadiene	ND
53B	hexachlorocyclopentadiene	ND
54B	isophorone	ND
55B	naphthalene	ND
56B	nitrobenzene	ND
61B	N-nitrosodimethylamine	ND
62B	N-nitrosodiphenylamine	ND
63B	N-nitrosodi-n-propylamine	ND
66B	bis(2-ethylhexyl)phthalate	ND
67B	butyl benzyl phthalate	ND
68B	di-n-butyl phthalate	ND
69B	di-n-octyl phthalate	ND
70B	diethyl phthalate	ND
71B	dimethyl phthalate	ND
72B	benzo(a)anthracene	ND
73B	benzo(a)pyrene	ND
74B	3,4-benzofluoranthene)	*a
75B	benzo(k)fluoranthene)	
76B	chrysene	ND
77B	acenaphthylene	ND
78B	anthracene	ND
79B	benzo(ghi)perylene	ND
80B	fluorene	ND
81B	phenanthrene	ND
82B	dibenzo(a,h)anthracene	ND
83B	indeno(1,2,3-cd)pyrene	ND
84B	pyrene	ND
129B	2,3,7,8-tetrachlorodibenzo-p-dioxin	ND

BASE/NEUTRAL COMPOUNDS

1B	acenaphthene	ND
5B	benzidine	ND
8B	1,2,4-trichlorobenzene	ND
9B	hexachlorobenzene	ND
12B	hexachloroethane	ND
18B	bis(2-chloroethyl)ether	ND
20B	2-chloronaphthalene	ND
25B	1,2-dichlorobenzene	ND
26B	1,3-dichlorobenzene	ND
27B	1,4-dichlorobenzene	ND
28B	3,3-dichlorobenzidine	ND
35B	2,4-dinitrotoluene	ND
36B	2,6-dinitrotoluene	ND
37B	1,2-diphenylhydrazine	ND
39B	fluoranthene	ND
40B	4-chlorophenyl phenyl ether	ND
41B	4-bromophenyl phenyl ether	ND

ND = None detected above the average reporting limit of 10 ppb for acids and for B/N.

*Trace concentrations detected below the average reporting limit.

^aCoelute.

Reported by: N. W
 Checked by: ARS

205 Alewife Brook Parkway
Cambridge, Massachusetts 02138
(617) 661-3111

July 6, 1984

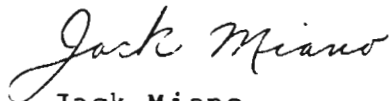
Dr. Wally Magee
General Electric
Building 300 - first floor
Nott St. Plant
Schnectady, NY 12345

Dear Wally:

Enclosed please find the results for the four samples received on June 27, 1984, and analyzed for volatile organic compounds using the EPA 601 Method.

If you have any questions, please do not hesitate to call me.

Sincerely,



Jack Miano
Analytical Chemist
VOA Laboratory

JM:rb
Encl.

CLIENT General Electric
CLIENT ID 100 / DGC 1 I
ERCO ID 5073
SAMPLE RECEIVED 6/27/84
ANALYSIS COMPLETED 6/28/84
RESULTS IN ug/l (ppb)

ERCO / ENERGY RESOURCES CO. INC.

VOLATILE COMPOUNDS

EPA 601 METHOD

45V	Chloromethane	ND
46V	Bromomethane	ND
88V	Vinyl chloride	ND
16V	Chloroethane	ND
44V	Methylene chloride	ND
29V	1,1-dichloroethylene	ND
13V	1,1-dichloroethane	ND
30V	1,2-trans-dichloroethylene	ND
23V	Chloroform	ND
10V	1,2-dichloroethane	ND
11V	1,1,1-trichloroethane	ND
6V	Carbon tetrachloride	ND
48V	Bromodichloromethane	ND
32V	1,2-dichloropropane	ND
33V	Trans-1,3-dichloropropylene	ND
87V	Trichloroethylene	ND
51V	Dibromochloromethane	ND
33V	Cis-1,3-dichloropropylene	ND
14V	1,1,2-trichloroethane	ND
47V	Bromoform	ND
15V	1,1,2,2-tetrachloroethane	ND
85V	Tetrachloroethylene	ND
7V	Chlorobenzene	ND
19V	2-chloroethyl vinyl ether	ND

ND = Not detected above the average reporting limit
of 1.0 ppb.

Reported by: JFM
Checked by: NS

CLIENT General Electric
CLIENT ID 113 / DGC SD
ERCO ID 5074
SAMPLE RECEIVED 6/27/84
ANALYSIS COMPLETED 6/28/84
RESULTS IN ug/l (ppb)

ERCO / ENERGY RESOURCES CO. INC.

VOLATILE COMPOUNDS

EPA 601 METHOD

45V	Chloromethane	ND
46V	Bromomethane	ND
88V	Vinyl chloride	ND
16V	Chloroethane	ND
44V	Methylene chloride	ND
29V	1,1-dichloroethylene	ND
13V	1,1-dichloroethane	ND
30V	1,2-trans-dichloroethylene	ND
23V	Chloroform	ND
10V	1,2-dichloroethane	ND
11V	1,1,1-trichloroethane	ND
6V	Carbon tetrachloride	ND
48V	Bromodichloromethane	ND
32V	1,2-dichloropropane	ND
33V	Trans-1,3-dichloropropylene	ND
87V	Trichloroethylene	ND
51V	Dibromochloromethane	ND
33V	Cis-1,3-dichloropropylene	ND
14V	1,1,2-trichloroethane	ND
47V	Bromoform	ND
15V	1,1,2,2-tetrachloroethane	ND
85V	Tetrachloroethylene	ND
7V	Chlorobenzene	ND
19V	2-chloroethyl vinyl ether	ND

ND = Not detected above the average reporting limit
of 1.0 ppb.

Reported by: JFM
Checked by: NS

CLIENT General Electric
CLIENT ID 114 / DGC 55
ERCO ID 5075
SAMPLE RECEIVED 6/27/84
ANALYSIS COMPLETED 6/28/84
RESULTS IN ug/l (ppb)

ERCO / ENERGY RESOURCES CO. INC.

VOLATILE COMPOUNDS

EPA 601 METHOD

45V	Chloromethane	ND
46V	Bromomethane	ND
88V	Vinyl chloride	ND
16V	Chloroethane	ND
44V	Methylene chloride	ND
29V	1,1-dichloroethylene	ND
13V	1,1-dichloroethane	ND
30V	1,2-trans-dichloroethylene	ND
23V	Chloroform	ND
10V	1,2-dichloroethane	ND
11V	1,1,1-trichloroethane	ND
6V	Carbon tetrachloride	ND
48V	Bromodichloromethane	ND
32V	1,2-dichloropropane	ND
33V	Trans-1,3-dichloropropylene	ND
87V	Trichloroethylene	ND
51V	Dibromochloromethane	ND
33V	Cis-1,3-dichloropropylene	ND
14V	1,1,2-trichloroethane	ND
47V	Bromoform	ND
15V	1,1,2,2-tetrachloroethane	ND
85V	Tetrachloroethylene	ND
7V	Chlorobenzene	ND
19V	2-chloroethyl vinyl ether	ND

ND = Not detected above the average reporting limit
of 1.0 ppb.

Reported by: JFM
Checked by: JS

CLIENT General Electric
CLIENT ID 116 / DGC 5 I
ERCO ID 5076
SAMPLE RECEIVED 6/27/84
ANALYSIS COMPLETED 6/28/84
RESULTS IN ug/l (ppb)

ERCO / ENERGY RESOURCES CO. INC.

VOLATILE COMPOUNDS

EPA 601 METHOD

45V	Chloromethane	ND
46V	Bromomethane	ND
88V	Vinyl chloride	ND
16V	Chloroethane	ND
44V	Methylene chloride	ND
29V	1,1-dichloroethylene	ND
13V	1,1-dichloroethane	ND
30V	1,2-trans-dichloroethylene	ND
23V	Chloroform	ND
10V	1,2-dichloroethane	ND
11V	1,1,1-trichloroethane	ND
6V	Carbon tetrachloride	ND
48V	Bromodichloromethane	ND
32V	1,2-dichloropropane	ND
33V	Trans-1,3-dichloropropylene	ND
87V	Trichloroethylene	ND
51V	Dibromochloromethane	ND
33V	Cis-1,3-dichloropropylene	ND
14V	1,1,2-trichloroethane	ND
47V	Bromoform	ND
15V	1,1,2,2-tetrachloroethane	ND
85V	Tetrachloroethylene	ND
7V	Chlorobenzene	ND
19V	2-chloroethyl vinyl ether	ND

ND = Not detected above the average reporting limit
of 1.0 ppb.

Reported by: JFM
Checked by: UB

CHART SPEED 0.5 CM/MIN
ATTEN: 64 ZERO: 10% 5 MIN/TICK



140

TITLE: AUTOMATED VICI/TRACOR 560/700A 10:20 28 JUN 84

CHANNEL NO: 1 SAMPLE: 5073 5ML METHOD: A2

PEAK NO	PEAK NAME	RESULT PPB	TIME (MIN)	TIME OFFSET	AREA COUNTS	SEP CODE	W1/2 (SEC)
---------	-----------	------------	------------	-------------	-------------	----------	------------

TOTALS: 0.00 0

DETECTED PKS: 0 REJECTED PKS: 0

DIVISOR: 1.00000 MULTIPLIER: 1.00000

NOISE: 19.4 OFFSET: -2645

SAVED FILE: V0+.

ERRORS:
NO PEAKS

NOTES:
EPA METHOD 601 DATA BY P+T GC/HALL 700A
USING VALCO ATOC-1-16 AUTOSAMPLER P+T
8"X1/4" GLASS 1%SP1000 ON 60/80 CBP
60°/4MIN 7°/MIN TO 220°/6MIN TMPPROG
PR=500 SN=50 W1=20 T%=20
PURGE AND CARRIER FLOWS = 40 ML/MIN

601

CHART SPEED 0.5 CM/MIN
ATTEN: 6+ ZERO: 10% 5 MIN/TICK

141

TITLE: AUTOMATED /VICI/TRACOR 560/700A

11:46 28 JUN 84

CHANNEL NO: 1

SAMPLE: 5074 5ML

METHOD: A2

PEAK NO	PEAK NAME	RESULT PPB	TIME (MIN)	TIME OFFSET	AREA COUNTS	SEP CODE	W1/2 (SEC)
------------	--------------	---------------	---------------	----------------	----------------	-------------	---------------

TOTALS:		0.00			0		
---------	--	------	--	--	---	--	--

DETECTED PKS: 0 REJECTED PKS: 0

DIVISOR: 1.00000 MULTIPLIER: 1.00000

NOISE: 19.4 OFFSET: -2651

SAVED FILE: V04


ERRORS:
NO PEAKS

NOTES:
EPA METHOD 601 DATA BY P+T GC/HALL 700A
USING VALCO ATOC-1-16 AUTOSAMPLER P+T
8'X1/4" GLASS 1%SP1000 ON 60/80 CBP
60°/4MIN 7°/MIN TO 220°/6MIN TMPROG
PR=530 SN=50 W1=20 TX=20
PURGE AND CARRIER FLOWS = 40 ML/MIN

601

CHART SPEED 0.5 CM/MIN
ATTEN: 64 ZERO: 10% 5 MIN/TICK

142




TITLE: AUTOMATED VICI/TRACOR 560/700A 12:52 28 JUN 84
CHANNEL NO: 1 SAMPLE: 5075 5ML METHOD: A2
PEAK NO PEAK NAME RESULT PPB TIME (MIN) TIME OFFSET AREA COUNTS SEP CODE W1/2 (SEC)
TOTALS: 0.00 0
DETECTED PKGS: 0 REJECTED PKGS: 0
DIVISOR: 1.00000 MULTIPLIER: 1.00000
NOISE: 19.4 OFFSET: -2652
SAVED FILE: V010
ERRORS:
NO PEAKS
NOTES:
EPA METHOD 601 DATA BY P+T GC/HALL 700A
USING VALCO ATOC-1-16 AUTOSAMPLER P+T
8'X1/4" GLASS 1%SP1000 ON 60/80 CBP
60%/4MIN 7%/MIN TO 220°/6MIN TMPROG
PR=530 SN=50 W1=20 TX=20
PURGE AND CARRIER FLOWS = 40 ML/MIN

143

601

CHART SPEED 0.5 CM/MIN
ATTEN: 64 ZERO: 10% 5 MIN/TICK



TITLE: AUTOMATED VICTORCOR 560/700A 13:55 28 JUN 84

CHANNEL NO: 1 SAMPLE: 5076 5ML METHOD: A2

PEAK NO	PEAK NAME	RESULT PPB	TIME (MIN)	TIME OFFSET	AREA COUNTS	SEP CODE	W1/2 (SEC)
---------	-----------	------------	------------	-------------	-------------	----------	------------

TOTALS: - 0.00 0

DETECTED PKGS: 0 REJECTED PKGS: 0

DIVISOR: 1.00000 MULTIPLIER: 1.00000

NOISE: 19.4 OFFSET: -2654

SAVED FILE: V0.

ERRORS:
NO PEAKS

NOTES:
EPA METHOD: 601 DATA BY P+T GC/HALL 700A
USING VALCO A100-1-16 AUTOSAMPLER P+T
8"X1/4" GLASS INSP1000 DN 60/80 CBP
60%/4MIN 7%/MIN TO 220%/6MIN TMRPROG
PR=530 SN=50 W1=20 TX=20
PURGE AND CARRIER FLOWS = 40 ML/MIN

CO | Energy Resources Co. Inc.

205 Alewife Brook Parkway
Cambridge, Massachusetts 02138
(617) 661-3111

July 6, 1984

Dr. Wally Magee
General Electric
Building 300 - first floor
Nott St. Plant
Schnectady, NY 12345

Dear Wally:

Enclosed please find the results for the five samples received on June 28, 1984, and analyzed for volatile organic compounds using the EPA 601 Method.

If you have any questions, please do not hesitate to call me.

Sincerely,



Jack Miano
Analytical Chemist
VOA Laboratory

JM:rb
Encl.

CLIENT General Electric
CLIENT ID 218 / DGC 3I
ERCO ID 5083
SAMPLE RECEIVED 6/28/84
ANALYSIS COMPLETED 6/29/84
RESULTS IN ug/l (ppb)

ERCO / ENERGY RESOURCES CO. INC.

VOLATILE COMPOUNDS

EPA 601 METHOD

45V	Chloromethane	ND
46V	Bromomethane	ND
88V	Vinyl chloride	ND
16V	Chloroethane	ND
44V	Methylene chloride	ND
29V	1,1-dichloroethylene	ND
13V	1,1-dichloroethane	ND
30V	1,2-trans-dichloroethylene	ND
23V	Chloroform	ND
10V	1,2-dichloroethane	ND
11V	1,1,1-trichloroethane	ND
6V	Carbon tetrachloride	ND
48V	Bromodichloromethane	ND
32V	1,2-dichloropropane	ND
33V	Trans-1,3-dichloropropylene	ND
87V	Trichloroethylene -----	54
51V	Dibromochloromethane	ND
33V	Cis-1,3-dichloropropylene	ND
14V	1,1,2-trichloroethane	ND
47V	Bromoform	ND
15V	1,1,2,2-tetrachloroethane	ND
85V	Tetrachloroethylene	ND
7V	Chlorobenzene	ND
19V	2-chloroethyl vinyl ether	ND

ND = Not detected above the average reporting limit
of 1.0 ppb.

Reported by: JFM
Checked by: KS

CLIENT General Electric
CLIENT ID 219/DGC 35
ERCO ID 5084
SAMPLE RECEIVED 6/28/84
ANALYSIS COMPLETED 6/29/84
RESULTS IN ug/l (ppb)

ERCO / ENERGY RESOURCES CO. INC.

VOLATILE COMPOUNDS

EPA 601 METHOD

45V	Chloromethane	ND
46V	Bromomethane	ND
88V	Vinyl chloride	ND
16V	Chloroethane	ND
44V	Methylene chloride	ND
29V	1,1-dichloroethylene	ND
13V	1,1-dichloroethane	ND
30V	1,2-trans-dichloroethylene	ND
23V	Chloroform	ND
10V	1,2-dichloroethane	ND
11V	1,1,1-trichloroethane	ND
6V	Carbon tetrachloride	ND
48V	Bromodichloromethane	ND
32V	1,2-dichloropropane	ND
33V	Trans-1,3-dichloropropylene	ND
87V	Trichloroethylene	ND
51V	Dibromochloromethane	ND
33V	Cis-1,3-dichloropropylene	ND
14V	1,1,2-trichloroethane	ND
47V	Bromoform	ND
15V	1,1,2,2-tetrachloroethane	ND
85V	Tetrachloroethylene	ND
7V	Chlorobenzene	ND
19V	2-chloroethyl vinyl ether	ND

ND = Not detected above the average reporting limit of 1.0 ppb.

Reported by: JFM
Checked by: KS

CLIENT General Electric
CLIENT ID 220 / DGC 3D
ERCO ID 5085
SAMPLE RECEIVED 6/28/84
ANALYSIS COMPLETED 6/29/84
RESULTS IN ug/l (ppb)

ERCO / ENERGY RESOURCES CO. INC.

VOLATILE COMPOUNDS

EPA 601 METHOD

45V	Chloromethane	ND
46V	Bromomethane	ND
88V	Vinyl chloride	ND
16V	Chloroethane	ND
44V	Methylene chloride -----	39
29V	1,1-dichloroethylene	ND
13V	1,1-dichloroethane	ND
30V	1,2-trans-dichloroethylene -----	11
23V	Chloroform -----	6.1
10V	1,2-dichloroethane	ND
11V	1,1,1-trichloroethane	ND
6V	Carbon tetrachloride	ND
48V	Bromodichloromethane	ND
32V	1,2-dichloropropane	ND
33V	Trans-1,3-dichloropropylene	ND
87V	Trichloroethylene -----	2700
51V	Dibromochloromethane	ND
33V	Cis-1,3-dichloropropylene	ND
14V	1,1,2-trichloroethane	ND
47V	Bromoform	ND
15V	1,1,2,2-tetrachloroethane	ND
85V	Tetrachloroethylene	ND
7V	Chlorobenzene	ND
19V	2-chloroethyl vinyl ether	ND

ND = Not detected above the average reporting limit
of 1.0 ppb.

Reported by: IFM
Checked by: KS

CLIENT General Electric
CLIENT ID 221 / DGC 2I
ERCO ID 5086
SAMPLE RECEIVED 6/28/84
ANALYSIS COMPLETED 6/29/84
RESULTS IN ug/l (ppb)

ERCO / ENERGY RESOURCES CO. INC.

VOLATILE COMPOUNDS

EPA 601 METHOD

45V	Chloromethane	ND
46V	Bromomethane	ND
88V	Vinyl chloride	ND
16V	Chloroethane	ND
44V	Methylene chloride	ND
29V	1,1-dichloroethylene	ND
13V	1,1-dichloroethane	ND
30V	1,2-trans-dichloroethylene	ND
23V	Chloroform	ND
10V	1,2-dichloroethane	ND
11V	1,1,1-trichloroethane	ND
6V	Carbon tetrachloride	ND
48V	Bromodichloromethane	ND
32V	1,2-dichloropropane	ND
33V	Trans-1,3-dichloropropylene	ND
87V	Trichloroethylene	ND
51V	Dibromochloromethane	ND
33V	Cis-1,3-dichloropropylene	ND
14V	1,1,2-trichloroethane	ND
47V	Bromoform	ND
15V	1,1,2,2-tetrachloroethane	ND
85V	Tetrachloroethylene	ND
7V	Chlorobenzene	ND
19V	2-chloroethyl vinyl ether	ND

ND = Not detected above the average reporting limit
of 1.0 ppb.

Reported by: JFM
Checked by: JCS

CLIENT General Electric
CLIENT ID 222 / DGC 2D
ERCO ID 5087
SAMPLE RECEIVED 6/28/84
ANALYSIS COMPLETED 6/29/84
RESULTS IN ug/l (ppb)

ERCO / ENERGY RESOURCES CO. INC.

VOLATILE COMPOUNDS


EPA 601 METHOD

45V	Chloromethane	ND
46V	Bromomethane	ND
88V	Vinyl chloride	ND
16V	Chloroethane	ND
44V	Methylene chloride	ND
29V	1,1-dichloroethylene	ND
13V	1,1-dichloroethane	ND
30V	1,2-trans-dichloroethylene	ND
23V	Chloroform	ND
10V	1,2-dichloroethane	ND
11V	1,1,1-trichloroethane	ND
6V	Carbon tetrachloride	ND
48V	Bromodichloromethane	ND
32V	1,2-dichloropropane	ND
33V	Trans-1,3-dichloropropylene	ND
87V	Trichloroethylene	ND
51V	Dibromochloromethane	ND
33V	Cis-1,3-dichloropropylene	ND
14V	1,1,2-trichloroethane	ND
47V	Bromoform	ND
15V	1,1,2,2-tetrachloroethane	ND
85V	Tetrachloroethylene	ND
7V	Chlorobenzene	ND
19V	2-chloroethyl vinyl ether	ND

ND = Not detected above the average reporting limit
of 1.0 ppb.

Reported by: JFM
Checked by: KS

CHART SPEED 0.5 CM/MIN
ATTEN: 64 ZERO: 10% 5 MIN/TICK



TITLE: AUTOMATED VIDI/TRACOR 560/700A 6:44 29 JUN 84
CHANNEL NO: 1 SAMPLE: 5083 5ML METHOD: A2
PEAK NO PEAK NAME RESULT TIME (MIN) TIME OFFSET AREA COUNTS SEP CODE W1/2 (SEC)
1 102.92 21.234 2058440 BB 14.90
TOTALS: 102.92 2058440

DETECTED PKS: 1 REJECTED PKS: 0

DIVISOR: 1.00000 MULTIPLIER: 1.00000


NOISE: 19.4 OFFSET: -2645

SAVED FILE: V0-

NOTES:

159 EPA 811401-001 DATA BY P+T GO/HALL 700A
USING VALCO AT03-1-16 AUTOSAMPLER P+T
8"X1/4" GLASS 1%SP1000 ON 60/80 CBP
60%/4MIN 7°/MIN TO 220°/6MIN TMPROG
PR=530 SN=50 W1=20 TX=20
PURGE AND CARRIER FLOWS = 40 ML/MIN

CHART SPEED 0.1 CM/MIN
ATTEN: 64 ZERO: 10% 5 MIN/TICK



TITLE: AUTOMATED PID/TRACOR 560-700A 7:46 29 JUN 84

160 CHANNEL NO: 1 SAMPLE: 5034 SML METHOD: A2
PEAK NO PEAK NAME RESULT TIME (MIN) TIME OFFSET AREA COUNTS SEP CODE W1/2 (SEC)
TOTALS: 0.00 0

DETECTED PKGS: 0 REJECTED PKGS: 0

DIVISOR: 1.00000 MULTIPLIER: 1.00000

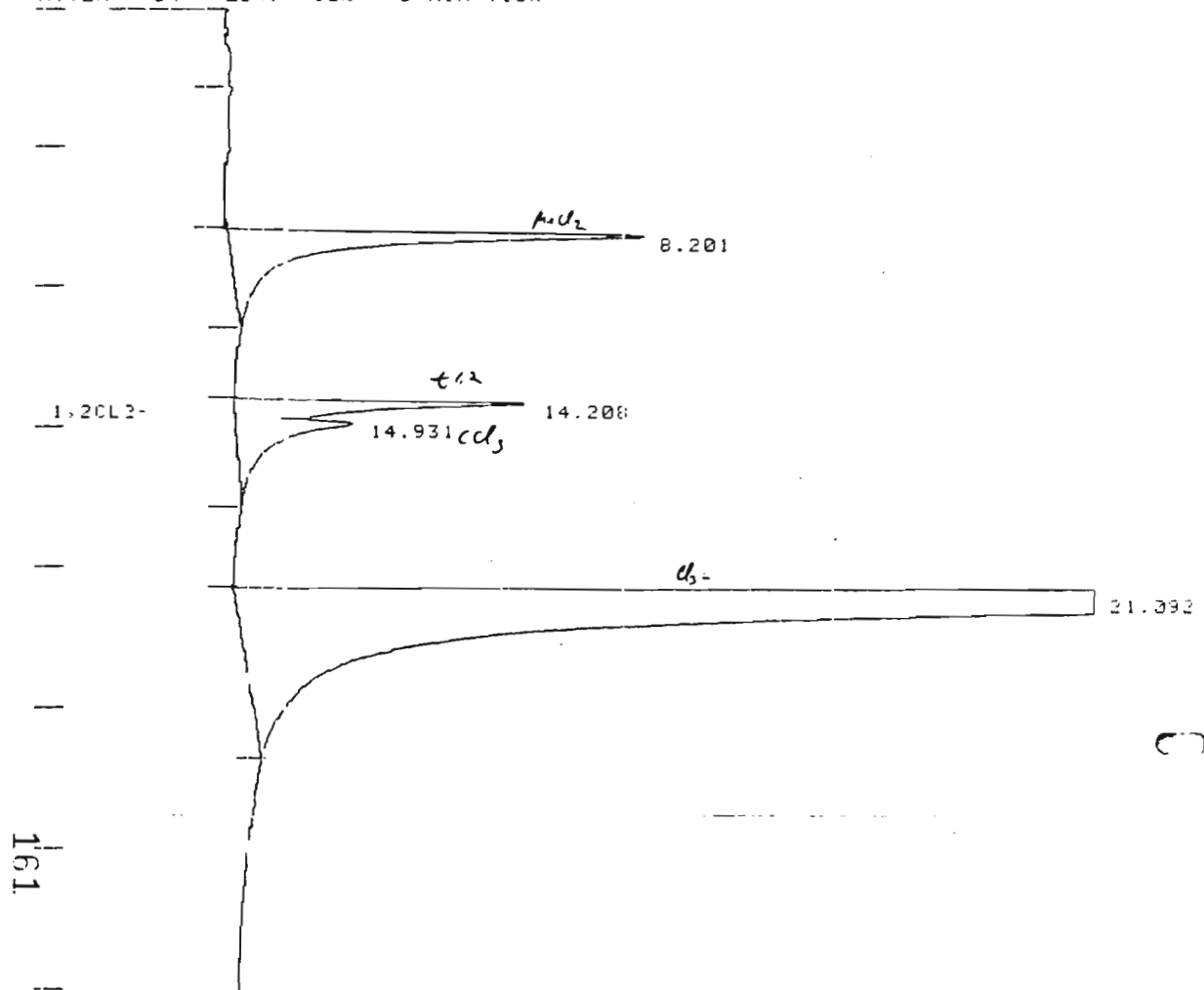
NOISE: 19.4 OFFSET: -2631

SAVED FILE: V0-

ERRORS:
NO PEAKS

NOTES:
EPA METHOD: 601 DATA BY P+T GC/HALL 700A
USING VALCO ATOC-1-16 AUTOSAMPLER P+T
8"X1/2" GLASS 1%SP1000 ON 60/80 CBP
60°/4MIN 7°/MIN TO 220°/6MIN TMP PROG
PR=530 SN=50 WJ=20 TX=20
PURGE AND CARRIER FLOWS = 40 ML/MIN

CHART SPEED 0.5 CM/MIN
 ATTEN: 64 ZERO: 10% 5 MIN/TICK



TITLE: AUTOMATED VIDI/TRACOR 560 700A 8:45 29 JUN 84

CHANNEL NO: 1 SAMPLE: 5095 5ML METHOD: A2

PEAK NO	PEAK NAME	RESULT PPB	TIME (MIN)	TIME OFFSET	AREA COUNTS	SEP CODE	W1/2 (SEC)
1		50.01	8.201		1000290	BB	23.45
2	1,2CL2-	25.59	14.208	-0.122	438531	BV	19.45
3		18.86	14.931		377204	VB	41.65
4		1490.33	21.092		29806500	BB	23.75

TOTALS: 1534.75 -0.122 31622500

DETECTED PKS: 4 REJECTED PKS: 0

DIVISOR: 1.00000 MULTIPLIER: 1.00000

NOISE: 19.4 OFFSET: -2649

SAVED FILE: V0-*

ERRORS:
 ADC OVERRANGE

NOTES:
 EPA METHOD: 601 DATA BY P+T GC/HALL 700A
 USING VALCO AT00-1-16 AUTOSAMPLER P+T
 8"X1/2" GLASS 1%SP1000 ON 60/80 CBP
 60%/4MIN 7%/MIN TO 220%/6MIN TMRPROG
 PR=500 SN=50 W1=20 TX=20
 PURGE AND CARRIER FLOWS = 40 ML/MIN

CHART SPEED 0.5 CM/MIN
ATTEN: 64 ZERO: 10% 5 MIN/TICK

180

TITLE: AUTOMATED VICI/TRACOR 560/700A 2:21 3 JUL 84
CHANNEL NO: 1 SAMPLE: 5086 5ML METHOD: A2
PEAK NO PEAK NAME RESULT TIME (MIN) TIME OFFSET AREA COUNTS SEP CODE W1/2 (SEC)
TOTALS: 0.00 0

DETECTED PKS: 0 REJECTED PKS: 0

DIVISOR: 1.00000 MULTIPLIER: 1.00000

NOISE: 17.0 OFFSET: -2649


SAVED FILE: V0.1

ERRORS:
NO PEAKS

NOTES:
EPA METHOD: 601 DATA BY P+T GC/HALL 700A
USING VALCO ATOC-1-16 AUTOSAMPLER P+T
8'X1/4" GLASS 1%SP1000 ON 60/80 CBP
60°/4MIN 7°/MIN TO 220°/6MIN TMPPROG
PR=500 SN=50 W1=20 T%=20
PURGE AND CARRIER FLOWS = 40 ML/MIN

601

CHART SPEED 0.5 CM/MIN
ATTEN: 64 ZERO: 10% 5 MIN/TICK



18 TITLE: AUTOMATED MIDI/TRACOR 560/700A 5:02 3 JUL 84

CHANNEL NO: 1 SAMPLE: 5037 5ML METHOD: A2

PEAK NO	PEAK NAME	RESULT PPB	TIME (MIN)	TIME OFFSET	AREA COUNTS	SEP CODE	W1/2 (SEC)
TOTALS:		0.00			0		

DETECTED PKG: 0 REJECTED PKG: 0

DIVISOR: 1.00000 MULTIPLIER: 1.00000

NOISE: 17.0 OFFSET: -2651

SAVED FILE: V0.4

ERRORS:
NO PEAKS

NOTES:
EPA METHOD 601 DATA BY P+T GC/HALL 700A
USING VALCO ATOC-1-16 AUTOSAMPLER P+T
8"X1/4" GLASS 1%SP1000 ON 60/80 CBP
60%/4MIN 7%/MIN TO 220°/6MIN TMPROG
PR=530 SN=50 W1=20 TX=20
PURGE AND CARRIER FLOWS = 40 ML/MIN

ERCO | Energy Resources Co. Inc.

205 Alewife Brook Parkway
Cambridge, Massachusetts 02138
(617) 661-3111

RECEIVED
JUL 10 1984
D. W. MAGEE

25, 40, 45, 48

227 Everett }
601 Shaver } removed & sent to Pierre D. Vermeulen
698 Turner }

July 6, 1984

Dr. Wally Magee
General Electric
Building 300 - first floor
Nott St. Plant
Schnectady, NY 12345

Dear Wally:

Enclosed please find the results for the seven samples received on June 29, 1984, and analyzed for volatile organic compounds using the EPA 601 Method.

If you have any questions, please do not hesitate to call me.

Sincerely,
Jack Miano
Jack Miano
Analytical Chemist
VOA Laboratory

JM:rb
Encl.

CLIENT General Electric
CLIENT ID 223 / DGC 25
ERCO ID 5142
SAMPLE RECEIVED 6/29/84
ANALYSIS COMPLETED 7/3/84
RESULTS IN ug/l (ppb)

ERCO / ENERGY RESOURCES CO. INC.

VOLATILE COMPOUNDS

EPA 601 METHOD

45V	Chloromethane	ND
46V	Bromomethane	ND
88V	Vinyl chloride	ND
16V	Chloroethane	ND
44V	Methylene chloride	ND
29V	1,1-dichloroethylene	ND
13V	1,1-dichloroethane	ND
30V	1,2-trans-dichloroethylene	ND
23V	Chloroform	ND
10V	1,2-dichloroethane	ND
11V	1,1,1-trichloroethane	ND
6V	Carbon tetrachloride	ND
48V	Bromodichloromethane	ND
32V	1,2-dichloropropane	ND
33V	Trans-1,3-dichloropropylene	ND
87V	Trichloroethylene	ND
51V	Dibromochloromethane	ND
33V	Cis-1,3-dichloropropylene	ND
14V	1,1,2-trichloroethane	ND
47V	Bromoform	ND
15V	1,1,2,2-tetrachloroethane	ND
85V	Tetrachloroethylene	ND
7V	Chlorobenzene	ND
19V	2-chloroethyl vinyl ether	ND

ND = Not detected above the average reporting limit
of 1.0 ppb.

Reported by: IFM
Checked by: NS

CLIENT General Electric
CLIENT ID 224 / DGC 4 S
ERCO ID 5143
SAMPLE RECEIVED 6/29/84
ANALYSIS COMPLETED 7/3/84
RESULTS IN ug/l (ppb)

ERCO / ENERGY RESOURCES CO. INC.

VOLATILE COMPOUNDS

EPA 601 METHOD

45V	Chloromethane	ND
46V	Bromomethane	ND
88V	Vinyl chloride	ND
16V	Chloroethane	ND
44V	Methylene chloride	ND
29V	1,1-dichloroethylene	ND
13V	1,1-dichloroethane	ND
30V	1,2-trans-dichloroethylene	ND
23V	Chloroform	ND
10V	1,2-dichloroethane	ND
11V	1,1,1-trichloroethane	ND
6V	Carbon tetrachloride	ND
48V	Bromodichloromethane	ND
32V	1,2-dichloropropane	ND
33V	Trans-1,3-dichloropropylene	ND
87V	Trichloroethylene	ND
51V	Dibromochloromethane	ND
33V	Cis-1,3-dichloropropylene	ND
14V	1,1,2-trichloroethane	ND
47V	Bromoform	ND
15V	1,1,2,2-tetrachloroethane	ND
85V	Tetrachloroethylene	ND
7V	Chlorobenzene	ND
19V	2-chloroethyl vinyl ether	ND

ND = Not detected above the average reporting limit
of 1.0 ppb.

Reported by: JFM
Checked by: NS

CLIENT General Electric
CLIENT ID 225/DGC 4I
ERCO ID 5144
SAMPLE RECEIVED 6/29/84
ANALYSIS COMPLETED 7/3/84
RESULTS IN ug/l (ppb)

ERCO / ENERGY RESOURCES CO. INC.

VOLATILE COMPOUNDS

EPA 601 METHOD

45V	Chloromethane	ND
46V	Bromomethane	ND
88V	Vinyl chloride	ND
16V	Chloroethane	ND
44V	Methylene chloride	ND
29V	1,1-dichloroethylene	ND
13V	1,1-dichloroethane	ND
30V	1,2-trans-dichloroethylene	ND
23V	Chloroform	ND
10V	1,2-dichloroethane	ND
11V	1,1,1-trichloroethane	ND
6V	Carbon tetrachloride	ND
48V	Bromodichloromethane	ND
32V	1,2-dichloropropane	ND
33V	Trans-1,3-dichloropropylene	ND
87V	Trichloroethylene -----	4.0
51V	Dibromochloromethane	ND
33V	Cis-1,3-dichloropropylene	ND
14V	1,1,2-trichloroethane	ND
47V	Bromoform	ND
15V	1,1,2,2-tetrachloroethane	ND
85V	Tetrachloroethylene	ND
7V	Chlorobenzene	ND
19V	2-chloroethyl vinyl ether	ND

ND = Not detected above the average reporting limit
of 1.0 ppb.

Reported by: JFM
Checked by: NS

CLIENT General Electric
CLIENT ID 226 / DGC 4D
ERCO ID 5145
SAMPLE RECEIVED 6/29/84
ANALYSIS COMPLETED 7/3/84
RESULTS IN ug/l (ppb)

ERCO / ENERGY RESOURCES CO. INC.

VOLATILE COMPOUNDS

EPA 601 METHOD

45V	Chloromethane	ND
46V	Bromomethane	ND
88V	Vinyl chloride	ND
16V	Chloroethane	ND
44V	Methylene chloride	ND
29V	1,1-dichloroethylene	ND
13V	1,1-dichloroethane	ND
30V	1,2-trans-dichloroethylene	ND
23V	Chloroform	ND
10V	1,2-dichloroethane	ND
11V	1,1,1-trichloroethane	ND
6V	Carbon tetrachloride	ND
48V	Bromodichloromethane	ND
32V	1,2-dichloropropane	ND
33V	Trans-1,3-dichloropropylene	ND
87V	Trichloroethylene	ND
51V	Dibromochloromethane	ND
33V	Cis-1,3-dichloropropylene	ND
14V	1,1,2-trichloroethane	ND
47V	Bromoform	ND
15V	1,1,2,2-tetrachloroethane	ND
85V	Tetrachloroethylene	ND
7V	Chlorobenzene	ND
19V	2-chloroethyl vinyl ether	ND

ND = Not detected above the average reporting limit
of 1.0 ppb.

Reported by: JFM
Checked by: XS

CHART SPEED 0.5 CM/MIN
ATTEN: 64 ZERO: 10% 5 MIN/TICK

184

TITLE: AUTOMATED /101/TRACOR 560/700A 6:22 3 JUL 84
CHANNEL NO: 1 SAMPLE: 5142 5ML METHOD: A2
PEAK NO PEAK NAME RESULT TIME (MIN) TIME OFFSET AREA COUNTS SEP CODE W1/2 (SEC)
TOTALS: 0.00 0
DETECTED PKG: 0 REJECTED PKG: 0
DIVISOR: 1.00000 MULTIPLIER: 1.00000
NOISE: 17.0 OFFSET: -2652
SAVED FILE: V0.4
ERRORS:
NO PEAKS

NOTES:
EPA METHOD 601 DATA BY P+T GC/HALL 700A
USING VALCO ATOC-1-16 AUTOSAMPLER P+T
8"X1/4" GLASS 1%SP1000 ON 60/80 CBP
60°/4MIN 7°/MIN TO 220°/6MIN TMPROG
PR=500 SN=50 WJ=20 TX=20
PURGE AND CARRIER FLOWS = 40 ML/MIN

CHART SPEED 0.5 CM/MIN
ATTEN: 64 ZERO: 10% 5 MIN/TICK

185

TITLE: AUTOMATED PII/TRACOR 560/700A 7:42 3 JUL 84
(CHANNEL NO: 1 SAMPLE: 5143 5ML METHOD: A2
PEAK PIA RESULT TIME TIME AREA SEP W1/2
NO NAME P/B (MIN) OFFSET COUNTS CODE (SEC)
TOTALS: 0.00 0

DETECTED PKGS: 0 REJECTED PKGS: 0

DIVISOR: 1.00000 MULTIPLIER: 1.00000

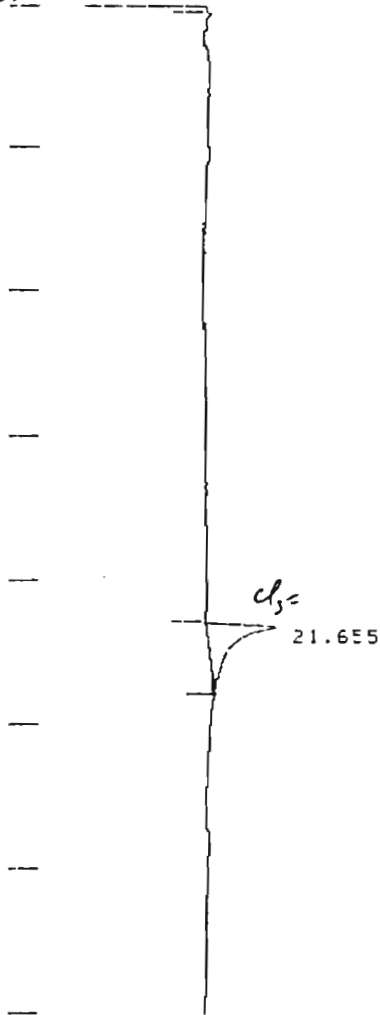
NOISE: 17.0 OFFSET: -2654

SAVED FILE: V0..

ERRORS:
NO PEAKS

NOTES:
EPA METHOD 601 DATA BY P+T GC/HALL 700A
USING VALCO ATOC-1-16 AUTOSAMPLER P+T
8"X1/2" GLASS INSP1000 ON 60/80 CBP
60%/4MIN 7%/MIN TO 220%/6MIN TMPPROG
PR=530 SN=50 WI=20 TX=20
PURGE AND CARRIER FLOWS = 40 ML/MIN

187
 CHART SPEED 0.5 CM/MIN
 ATTEN: 64 ZERO: 10% 5 MIN/TICK



TITLE: AUTOMATED VICI/TRACOR 560/700A 8:53 3 JUL 84
 CHANNEL NO: 1 SAMPLE: 5144 5ML METHOD: A2

PEAK NO	PEAK NAME	RESULT PPB	TIME (MIN)	TIME OFFSET	AREA COUNTS	SEP CODE	W1/2 (SEC)
1		9.22	21.655		184496	BB	30.65
TOTALS:		9.22			184496		

DETECTED PKs: 1 REJECTED PKs: 0
 DIVISOR: 1.00000 MULTIPLIER: 1.00000
 NOISE: 17.0 OFFSET: -2656

187
 SAVED FILE: V0.-

NOTES:
 EPA METHOD: 601 DATA BY P+T GC/HALL 700A
 USING VALCO ATOC-1-16 AUTOSAMPLER P+T
 8'X1/4" GLASS 1%SP1000 ON 50/80 CBP
 60°/4MIN 7°/MIN TO 220°/6MIN TMPPROG
 PR=530 SN=50 W1=20 TX=20
 PURGE AND CARRIER FLOWS = 40 ML/MIN

CHART SPEED 0.5 CM/MIN
ATTEN: 64 ZERO: 10% 5 MIN/TICK



180

TITLE: AUTOMATED VIDI/TRACOR 560/700A

9:57 3 JUL 84

CHANNEL NO: 1

SAMPLE: 5145 5ML

METHOD: A2

PEAK NO	PEAK NAME	RESULT PPB	TIME (MIN)	TIME OFFSET	AREA COUNTS	SEP CODE	W1/2 (SEC)
---------	-----------	------------	------------	-------------	-------------	----------	------------

TOTALS:		0.00			0		
---------	--	------	--	--	---	--	--

DETECTED PKS: 0 REJECTED PKS: 0

DIVISOR: 1.00000 MULTIPLIER: 1.00000

NOISE: 17.0 OFFSET: -2652

SAVED FILE: V0..

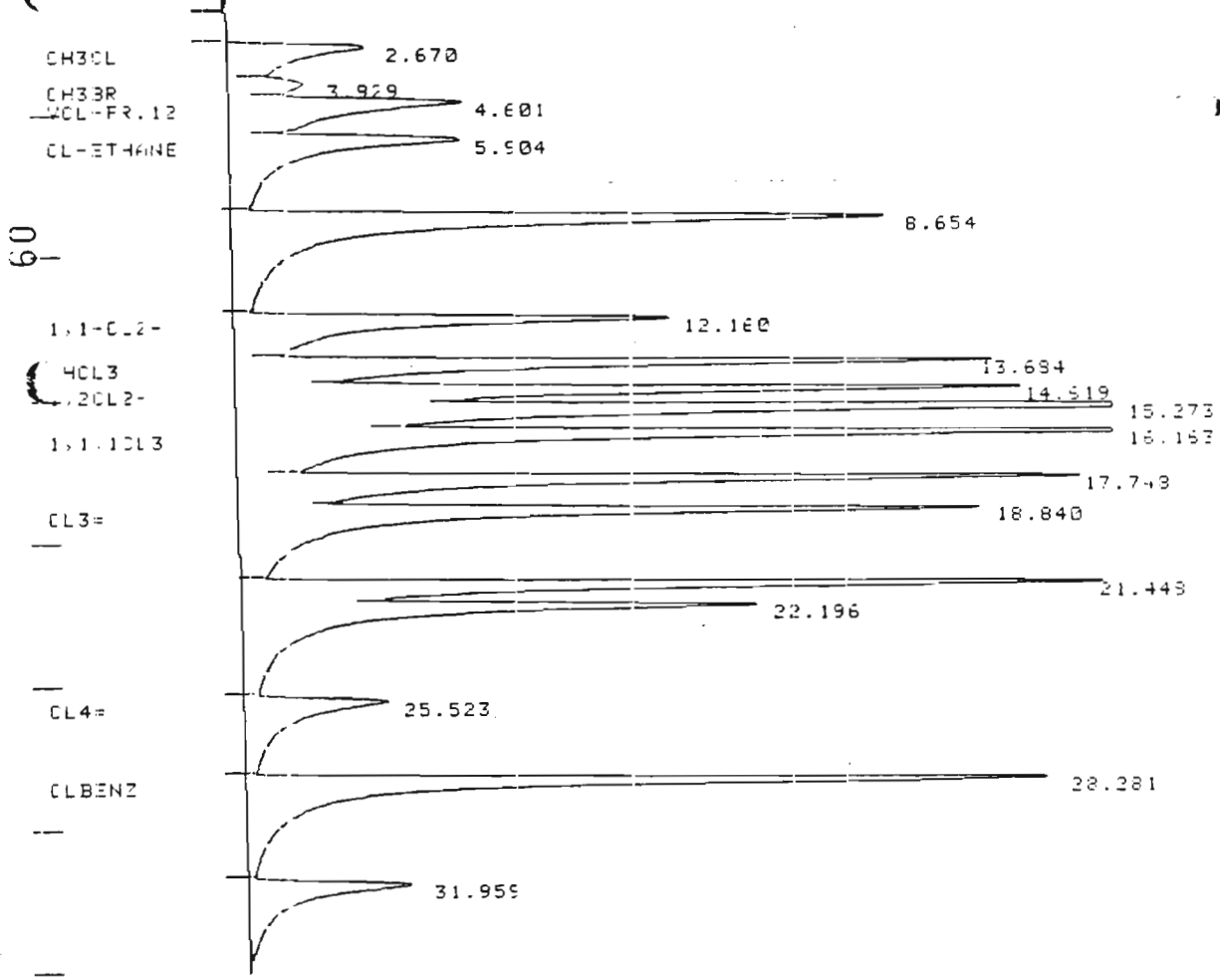
ERRORS:
NO PEAKS

NOTES:

EPA METHOD 601 DATA BY P+T GC/HALL 700A
USING VALCO A101-1-16 AUTOSAMPLER P+T
8'X1/4" GLASS JXSP1000 ON 60-80 CBP
60%/4MIN 7%/MIN TO 220%/6MIN TMRPROG
PR=520 SN=50 WJ=20 TX=20
PURGE AND CARRIER FLOWS = 40 ML/MIN

601

CHART SPEED 0.5 CM/MIN
 ATTEN: 64 ZERO: 10% 5 MIN/TICK
 0.322



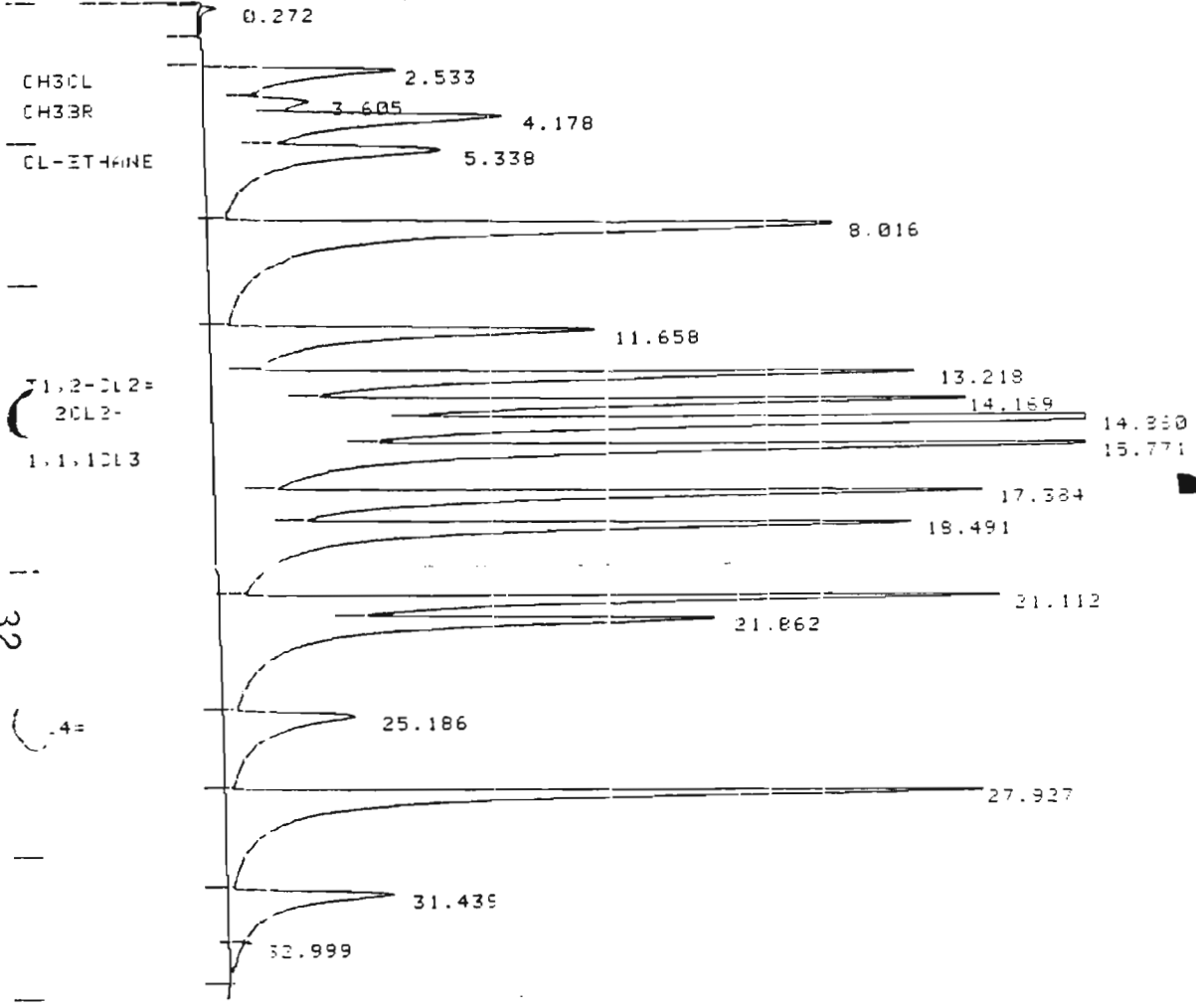
TITLE: AUTOMATED /101/TFACOR 560/700A 22:51 3 JUL 84
 CHANNEL NO: 1 SAMPLE: 601-C 25PPM METHOD: A2

PEAK NO	PEAK NAME	RESULT FACTOR	TIME (MIN)	TIME OFFSET	AREA COUNTS	SEP CODE	W1/2 (SEC)
1	CH3CL	27.94980	2.670	0.220	357784	BV	34.90
2	CH3BR	62.08750	3.929	0.219	161063	VV	33.10
3	VCL-FR.12	15.24980	4.601	-0.049	655745	VV	36.55
4	CL-ETHANE	13.12750	5.904	0.334	761761	VV	32.15
5			8.654		1688600	VV	25.20
6	1,1-CL2-	14.54700	12.160	-0.080	903967	VV	22.25
7	CHCL3	13.56570	13.684	0.014	1150420	VV	18.20
8	1,2-CL2-	11.53450	14.619	0.289	1113180	VV	19.85
9			15.273		1872840	VV	16.95
10	1,1,1-CL3	6.504250	16.163	0.313	1777680	VV	18.15
11			17.748		1351820	VV	18.25
12	CL3=	8.310810	18.840	-0.260	1523020	VV	18.90
13			21.448		1149830	VV	16.35
14			22.156		1265230	VV	22.25
15	CL4=	25.64900	25.523	0.263	499044	VV	40.00
16	CLBENZ	8.691680	28.281	-0.319	1502590	VV	17.80
17			31.959		475896	VB	33.75

TALS: 0.944 18210500

DETECTED PKS: 18 REJECTED PKS: 1

CHART SPEED 0.5 CM/MIN
 HITS: 64 ZERO: 10% 5 MIN/TICK



TITLE: AUTOMATED MICRACOR 560/700A 20:13 5 JUL 84
 CHANNEL NO: 1 SAMPLE: 601-C 25PPB METHOD: R2

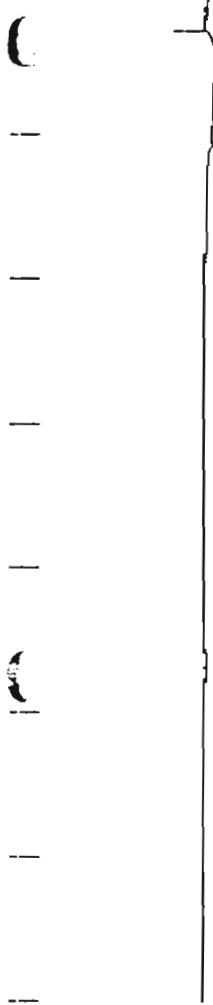
PEAK NO	PEAK NAME	RESULT FACTOR	TIME (MIN)	TIME OFFSET	AREA COUNTS	SEP CODE	W1/2 (SEC)
1	CH3CL	24.82360	2.533	0.083	402843	VB	27.10
2	CH3BR	57.28950	3.605	-0.105	174552	VV	25.60
3			4.178		750878	VV	33.40
4	CL-ETHANE	10.55710	5.338	-0.232	796363	VV	35.70
5			8.016		1805960	VV	28.25
6			11.658		830724	VV	25.15
7	T1,2-CL2=	13.47310	13.218	0.198	1166030	VV	20.05
8	1,2CL2-	11.44980	14.189	-0.161	1121420	VV	20.55
9			14.860		1911080	VV	18.30
10	1,1,1CL3	6.555910	15.771	-0.079	1760990	VV	19.85
11			17.384		1315760	VV	19.55
12			18.491		1535860	VV	20.25
13			21.112		1091730	VV	17.85
14			21.862		1280020	VV	23.65
15	C4=	27.73000	25.186	-0.074	461594	VV	42.35
16			27.927		1413830	VV	17.95
17			31.439		435302	VV	32.70
18			32.999		38063	VB	?

TOTALS: -0.370 18343100

DETECTED PKS: 19 REJECTED PKS: 1
 RMT STD: 25.0000
 NOISE: 20.6 OFFSET: -2659

14

CHART SPEED 0.5 CM/MIN
ATTEN: 64 ZERO: 10% 5 MIN/TICK



TITLE: AUTOMATED VIDI/TRACOR 560/700A 3:29 4 JUL 84

CHANNEL NO: 1 SAMPLE: H2O BLK 5ML METHOD: A2

PEAK NO	PEAK NAME	RESULT PPB	TIME (MIN)	TIME OFFSET	AREA COUNTS	SEP CODE	W1/2 (SEC)
0		0.00			0		

DETECTED PKGS: 0 REJECTED PKGS: 0

DIVISOR: 1.00000 MULTIPLIER: 1.00000

NOISE: 13.4 OFFSET: -2624

15 SAVED FILE: V00

ERRORS:
NO PEAKS

TESTS:
 EPA METHOD: 601 DATA BY P+T GC/HALL 700A
 USING VALCO ATOC-1-16 AUTOSAMPLER P+T
 8"X1/2" GLASS INSP1000 ON 60/80 CBP
 60%/4MIN 7%/MIN TO 220%/6MIN TMRPROG
 PR=530 SN=50 W1=23 TX=20
 PURGE AND CARRIER FLOWS = 40 ML/MIN

ERCO | Energy Resources Co. Inc.

205 Alewife Brook Parkway
Cambridge, Massachusetts 02138
(617) 661-3111

August 3, 1984

Dr. D. W. Magee
General Electric
Building 300 - first floor
Nott St. Plant
Schenectady, New York 12345

Dear Wally:

Enclosed please find the results for the 19 samples received on July 6, 1984, and analyzed for volatile organic compounds using the EPA 601 Method.

If you have any questions, please do not hesitate to call me.

Sincerely,



Jack Miano
Analytical Chemist
VOA Laboratory

JM:rb
Encl.

CLIENT General Electric
CLIENT ID 233/DGC 8D
ERCO ID 5390
SAMPLE RECEIVED 7/6/84
ANALYSIS COMPLETED 7/7/84
RESULTS IN ug/l (ppb)

ERCO / ENERGY RESOURCES CO. INC.

VOLATILE COMPOUNDS

EPA 601 METHOD

45V	Chloromethane	ND
46V	Bromomethane	ND
88V	Vinyl chloride	ND
16V	Chloroethane	ND
44V	Methylene chloride	ND
29V	1,1-dichloroethylene	ND
13V	1,1-dichloroethane	ND
30V	1,2-trans-dichloroethylene	ND
23V	Chloroform	ND
10V	1,2-dichloroethane	ND
11V	1,1,1-trichloroethane	ND
6V	Carbon tetrachloride	ND
48V	Bromodichloromethane	ND
32V	1,2-dichloropropane	ND
33V	Trans-1,3-dichloropropylene	ND
87V	Trichloroethylene -----	1.3
51V	Dibromochloromethane	ND
33V	Cis-1,3-dichloropropylene	ND
14V	1,1,2-trichloroethane	ND
47V	Bromoform	ND
15V	1,1,2,2-tetrachloroethane	ND
85V	Tetrachloroethylene	ND
7V	Chlorobenzene	ND
19V	2-chloroethyl vinyl ether	ND

ND = Not detected above the average reporting limit
of 1.0 ppb.

Reported by: JFM
Checked by: J S

CLIENT General Electric
CLIENT ID 233/ DGC 8D
ERCO ID 5410 (duplicate)
SAMPLE RECEIVED 7/6/84
ANALYSIS COMPLETED 7/9/84
RESULTS IN ug/l (ppb)

ERCO / ENERGY RESOURCES CO. INC.

VOLATILE COMPOUNDS

EPA 601 METHOD

45V	Chloromethane	ND
46V	Bromomethane	ND
88V	Vinyl chloride	ND
16V	Chloroethane	ND
44V	Methylene chloride	ND
29V	1,1-dichloroethylene	ND
13V	1,1-dichloroethane	ND
30V	1,2-trans-dichloroethylene	ND
23V	Chloroform	ND
10V	1,2-dichloroethane	ND
11V	1,1,1-trichloroethane	ND
6V	Carbon tetrachloride	ND
48V	Bromodichloromethane	ND
32V	1,2-dichloropropane	ND
33V	Trans-1,3-dichloropropylene	ND
87V	Trichloroethylene -----	1.8
51V	Dibromochloromethane	ND
33V	Cis-1,3-dichloropropylene	ND
14V	1,1,2-trichloroethane	ND
47V	Bromoform	ND
15V	1,1,2,2-tetrachloroethane	ND
85V	Tetrachloroethylene	ND
7V	Chlorobenzene	ND
19V	2-chloroethyl vinyl ether	ND

ND = Not detected above the average reporting limit
of 1.0 ppb.

Reported by: JFM
Checked by: NS

CLIENT General Electric
CLIENT ID 234/DGC 15
ERCO ID 5391
SAMPLE RECEIVED 7/6/84
ANALYSIS COMPLETED 7/7/84
RESULTS IN ug/l (ppb)

ERCO / ENERGY RESOURCES CO. INC.

VOLATILE COMPOUNDS

EPA 601 METHOD

45V	Chloromethane	ND
46V	Bromomethane	ND
88V	Vinyl chloride	ND
16V	Chloroethane	ND
44V	Methylene chloride	ND
29V	1,1-dichloroethylene	ND
13V	1,1-dichloroethane	ND
30V	1,2-trans-dichloroethylene	ND
23V	Chloroform	ND
10V	1,2-dichloroethane	ND
11V	1,1,1-trichloroethane	ND
6V	Carbon tetrachloride	ND
48V	Bromodichloromethane	ND
32V	1,2-dichloropropane	ND
33V	Trans-1,3-dichloropropylene	ND
87V	Trichloroethylene	ND
51V	Dibromochloromethane	ND
33V	Cis-1,3-dichloropropylene	ND
14V	1,1,2-trichloroethane	ND
47V	Bromoform	ND
15V	1,1,2,2-tetrachloroethane	ND
85V	Tetrachloroethylene	ND
7V	Chlorobenzene	ND
19V	2-chloroethyl vinyl ether	ND

ND = Not detected above the average reporting limit
of 1.0 ppb.

Reported by: JFM
Checked by: JRS

CLIENT General Electric
CLIENT ID A100/DGC 1 D
ERCO ID 5392
SAMPLE RECEIVED 7/6/84
ANALYSIS COMPLETED 7/7/84
RESULTS IN ug/l (ppb)

ERCO / ENERGY RESOURCES CO. INC.

VOLATILE COMPOUNDS

EPA 601 METHOD

45V	Chloromethane	ND
46V	Bromomethane	ND
88V	Vinyl chloride	ND
16V	Chloroethane	ND
44V	Methylene chloride	ND
29V	1,1-dichloroethylene	ND
13V	1,1-dichloroethane	ND
30V	1,2-trans-dichloroethylene	ND
23V	Chloroform	ND
10V	1,2-dichloroethane	ND
11V	1,1,1-trichloroethane	ND
6V	Carbon tetrachloride	ND
48V	Bromodichloromethane	ND
32V	1,2-dichloropropane	ND
33V	Trans-1,3-dichloropropylene	ND
87V	Trichloroethylene	ND
51V	Dibromochloromethane	ND
33V	Cis-1,3-dichloropropylene	ND
14V	1,1,2-trichloroethane	ND
47V	Bromoform	ND
15V	1,1,2,2-tetrachloroethane	ND
85V	Tetrachloroethylene	ND
7V	Chlorobenzene	ND
19V	2-chloroethyl vinyl ether	ND

ND = Not detected above the average reporting limit
of 1.0 ppb.

Reported by: JFM
Checked by: JS

CLIENT General Electric
CLIENT ID 230 / DGC 6S
ERCO ID 5393
SAMPLE RECEIVED 7/6/84
ANALYSIS COMPLETED 7/7/84
RESULTS IN ug/l (ppb)

ERCO / ENERGY RESOURCES CO. INC.

VOLATILE COMPOUNDS

EPA 601 METHOD

45V	Chloromethane	ND
46V	Bromomethane	ND
88V	Vinyl chloride	ND
16V	Chloroethane	ND
44V	Methylene chloride	ND
29V	1,1-dichloroethylene	ND
13V	1,1-dichloroethane	ND
30V	1,2-trans-dichloroethylene	ND
23V	Chloroform	ND
10V	1,2-dichloroethane	ND
11V	1,1,1-trichloroethane	ND
6V	Carbon tetrachloride	ND
48V	Bromodichloromethane	ND
32V	1,2-dichloropropane	ND
33V	Trans-1,3-dichloropropylene	ND
87V	Trichloroethylene -----	31
51V	Dibromochloromethane	ND
33V	Cis-1,3-dichloropropylene	ND
14V	1,1,2-trichloroethane	ND
47V	Bromoform	ND
15V	1,1,2,2-tetrachloroethane	ND
85V	Tetrachloroethylene	ND
7V	Chlorobenzene	ND
19V	2-chloroethyl vinyl ether	ND

ND = Not detected above the average reporting limit
of 1.0 ppb.

Reported by: JFM
Checked by: NS

CLIENT General Electric
CLIENT ID 228/DGC 6Z
ERCO ID 5394
SAMPLE RECEIVED 7/6/84
ANALYSIS COMPLETED 7/7/84
RESULTS IN ug/l (ppb)

ERCO / ENERGY RESOURCES CO. INC.

VOLATILE COMPOUNDS

EPA 601 METHOD

45V	Chloromethane	ND
46V	Bromomethane	ND
88V	Vinyl chloride	ND
16V	Chloroethane	ND
44V	Methylene chloride	ND
29V	1,1-dichloroethylene	ND
13V	1,1-dichloroethane	ND
30V	1,2-trans-dichloroethylene	ND
23V	Chloroform	ND
10V	1,2-dichloroethane	ND
11V	1,1,1-trichloroethane	ND
6V	Carbon tetrachloride	ND
48V	Bromodichloromethane	ND
32V	1,2-dichloropropane	ND
33V	Trans-1,3-dichloropropylene	ND
87V	Trichloroethylene -----	69
51V	Dibromochloromethane	ND
33V	Cis-1,3-dichloropropylene	ND
14V	1,1,2-trichloroethane	ND
47V	Bromoform	ND
15V	1,1,2,2-tetrachloroethane	ND
85V	Tetrachloroethylene	ND
7V	Chlorobenzene	ND
19V	2-chloroethyl vinyl ether	ND

ND = Not detected above the average reporting limit
of 1.0 ppb.

Reported by: JFM
Checked by: JS

CLIENT General Electric
CLIENT ID 229/DGC 6D
ERCO ID 5395
SAMPLE RECEIVED 7/6/84
ANALYSIS COMPLETED 7/7/84
RESULTS IN ug/l (ppb)

ERCO / ENERGY RESOURCES CO. INC.

VOLATILE COMPOUNDS

EPA 601 METHOD

45V	Chloromethane	ND
46V	Bromomethane	ND
88V	Vinyl chloride	ND
16V	Chloroethane	ND
44V	Methylene chloride	ND
29V	1,1-dichloroethylene	ND
13V	1,1-dichloroethane	ND
30V	1,2-trans-dichloroethylene	ND
23V	Chloroform	ND
10V	1,2-dichloroethane	ND
11V	1,1,1-trichloroethane	ND
6V	Carbon tetrachloride	ND
48V	Bromodichloromethane	ND
32V	1,2-dichloropropane	ND
33V	Trans-1,3-dichloropropylene	ND
87V	Trichloroethylene	ND
51V	Dibromochloromethane	ND
33V	Cis-1,3-dichloropropylene	ND
14V	1,1,2-trichloroethane	ND
47V	Bromoform	ND
15V	1,1,2,2-tetrachloroethane	ND
85V	Tetrachloroethylene	ND
7V	Chlorobenzene	ND
19V	2-chloroethyl vinyl ether	ND

ND = Not detected above the average reporting limit
of 1.0 ppb.

Reported by: JFM
Checked by: NS

CLIENT General Electric
CLIENT ID 232 / DGC 85
ERCO ID 5396
SAMPLE RECEIVED 7/6/84
ANALYSIS COMPLETED 7/7/84
RESULTS IN ug/l (ppb)

ERCO / ENERGY RESOURCES CO. INC.

VOLATILE COMPOUNDS

EPA 601 METHOD

45V	Chloromethane	ND
46V	Bromomethane	ND
88V	Vinyl chloride	ND
16V	Chloroethane	ND
44V	Methylene chloride	ND
29V	1,1-dichloroethylene	ND
13V	1,1-dichloroethane	ND
30V	1,2-trans-dichloroethylene	ND
23V	Chloroform	ND
10V	1,2-dichloroethane	ND
11V	1,1,1-trichloroethane	ND
6V	Carbon tetrachloride	ND
48V	Bromodichloromethane	ND
32V	1,2-dichloropropane	ND
33V	Trans-1,3-dichloropropylene	ND
87V	Trichloroethylene -----	13
51V	Dibromochloromethane	ND
33V	Cis-1,3-dichloropropylene	ND
14V	1,1,2-trichloroethane	ND
47V	Bromoform	ND
15V	1,1,2,2-tetrachloroethane	ND
85V	Tetrachloroethylene	ND
7V	Chlorobenzene	ND
19V	2-chloroethyl vinyl ether	ND

ND = Not detected above the average reporting limit
of 1.0 ppb.

Reported by: JFM
Checked by: AS

CLIENT General Electric
CLIENT ID 231 / DGC 8I
ERCO ID 5397
SAMPLE RECEIVED 7/6/84
ANALYSIS COMPLETED 7/10/84
RESULTS IN ug/l (ppb)

ERCO / ENERGY RESOURCES CO. INC.

VOLATILE COMPOUNDS

EPA 601 METHOD

45V	Chloromethane	ND
46V	Bromomethane	ND
88V	Vinyl chloride	ND
16V	Chloroethane	ND
44V	Methylene chloride	ND
29V	1,1-dichloroethylene	ND
13V	1,1-dichloroethane	ND
30V	1,2-trans-dichloroethylene	ND
23V	Chloroform	ND
10V	1,2-dichloroethane	ND
11V	1,1,1-trichloroethane	ND
6V	Carbon tetrachloride	ND
48V	Bromodichloromethane	ND
32V	1,2-dichloropropane	ND
33V	Trans-1,3-dichloropropylene	ND
87V	Trichloroethylene -----	290
51V	Dibromochloromethane	ND
33V	Cis-1,3-dichloropropylene	ND
14V	1,1,2-trichloroethane	ND
47V	Bromoform	ND
15V	1,1,2,2-tetrachloroethane	ND
85V	Tetrachloroethylene	ND
7V	Chlorobenzene	ND
19V	2-chloroethyl vinyl ether	ND

ND = Not detected above the average reporting limit
of 1.0 ppb.

Reported by: JFM
Checked by: NS

CLIENT General Electric
 CLIENT ID A102 / DGC 7S
 ERCO ID 5400
 SAMPLE RECEIVED 7/6/84
 ANALYSIS COMPLETED 7/10/84
 RESULTS IN ug/l (ppb)

ERCO / ENERGY RESOURCES CO. INC.

VOLATILE COMPOUNDS

EPA 601 METHOD

45V	Chloromethane	ND
46V	Bromomethane	ND
88V	Vinyl chloride -----	4.3
16V	Chloroethane	ND
44V	Methylene chloride	ND
29V	1,1-dichloroethylene	ND
13V	1,1-dichloroethane	ND
30V	1,2-trans-dichloroethylene -----	130
23V	Chloroform	ND
10V	1,2-dichloroethane	ND
11V	1,1,1-trichloroethane	ND
6V	Carbon tetrachloride	ND
48V	Bromodichloromethane	ND
32V	1,2-dichloropropane	ND
33V	Trans-1,3-dichloropropylene	ND
87V	Trichloroethylene -----	800
51V	Dibromochloromethane	ND
33V	Cis-1,3-dichloropropylene	ND
14V	1,1,2-trichloroethane	ND
47V	Bromoform	ND
15V	1,1,2,2-tetrachloroethane	ND
85V	Tetrachloroethylene -----	*
7V	Chlorobenzene	ND
19V	2-chloroethyl vinyl ether	ND

ND = Not detected above the average reporting limit of 1.0 ppb.

Reported by: IFM
 Checked by: NS

*Trace concentrations detected below the average reporting limit.

CLIENT General Electric
CLIENT ID A101 / DGC 7D
ERCO ID 5401
SAMPLE RECEIVED 7/6/84
ANALYSIS COMPLETED 7/9/84
RESULTS IN ug/l (ppb)

ERCO / ENERGY RESOURCES CO. INC.

VOLATILE COMPOUNDS

EPA 601 METHOD

45V	Chloromethane	ND
46V	Bromomethane	ND
88V	Vinyl chloride	ND
16V	Chloroethane	ND
44V	Methylene chloride	ND
29V	1,1-dichloroethylene	ND
13V	1,1-dichloroethane	ND
30V	1,2-trans-dichloroethylene -----	480
23V	Chloroform	ND
10V	1,2-dichloroethane	ND
11V	1,1,1-trichloroethane	ND
6V	Carbon tetrachloride	ND
48V	Bromodichloromethane -----	6.9
32V	1,2-dichloropropane	ND
33V	Trans-1,3-dichloropropylene	ND
87V	Trichloroethylene -----	3700
51V	Dibromochloromethane	ND
33V	Cis-1,3-dichloropropylene	ND
14V	1,1,2-trichloroethane	ND
47V	Bromoform	ND
15V	1,1,2,2-tetrachloroethane	ND
85V	Tetrachloroethylene	ND
7V	Chlorobenzene	ND
19V	2-chloroethyl vinyl ether	ND

ND = Not detected above the average reporting limit
of 1.0 ppb.

Reported by: JFM
Checked by: NS

CLIENT General Electric
CLIENT ID A108 / DGC 12D
ERCO ID 5402
SAMPLE RECEIVED 7/6/84
ANALYSIS COMPLETED 7/9/84
RESULTS IN ug/l (ppb)

ERCO / ENERGY RESOURCES CO. INC.

VOLATILE COMPOUNDS

EPA 601 METHOD

45V	Chloromethane	ND
46V	Bromomethane	ND
88V	Vinyl chloride	ND
16V	Chloroethane	ND
44V	Methylene chloride	ND
29V	1,1-dichloroethylene	ND
13V	1,1-dichloroethane	ND
30V	1,2-trans-dichloroethylene	ND
23V	Chloroform	ND
10V	1,2-dichloroethane	ND
11V	1,1,1-trichloroethane	ND
6V	Carbon tetrachloride	ND
48V	Bromodichloromethane	ND
32V	1,2-dichloropropane	ND
33V	Trans-1,3-dichloropropylene	ND
87V	Trichloroethylene -----	2.2
51V	Dibromochloromethane	ND
33V	Cis-1,3-dichloropropylene	ND
14V	1,1,2-trichloroethane	ND
47V	Bromoform	ND
15V	1,1,2,2-tetrachloroethane	ND
85V	Tetrachloroethylene	ND
7V	Chlorobenzene	ND
19V	2-chloroethyl vinyl ether	ND

ND = Not detected above the average reporting limit
of 1.0 ppb.

Reported by: JFM
Checked by: NS

CLIENT General Electric
CLIENT ID A109 / DGC 12 I
ERCO ID 5403
SAMPLE RECEIVED 7/6/84
ANALYSIS COMPLETED 7/10/84
RESULTS IN ug/l (ppb)

ERCO / ENERGY RESOURCES CO. INC.

VOLATILE COMPOUNDS

EPA 601 METHOD

45V	Chloromethane	ND
46V	Bromomethane	ND
88V	Vinyl chloride	ND
16V	Chloroethane	ND
44V	Methylene chloride	ND
29V	1,1-dichloroethylene	ND
13V	1,1-dichloroethane	ND
30V	1,2-trans-dichloroethylene	ND
23V	Chloroform	ND
10V	1,2-dichloroethane	ND
11V	1,1,1-trichloroethane	ND
6V	Carbon tetrachloride	ND
48V	Bromodichloromethane	ND
32V	1,2-dichloropropane	ND
33V	Trans-1,3-dichloropropylene	ND
87V	Trichloroethylene	ND
51V	Dibromochloromethane	ND
33V	Cis-1,3-dichloropropylene	ND
14V	1,1,2-trichloroethane	ND
47V	Bromoform	ND
15V	1,1,2,2-tetrachloroethane	ND
85V	Tetrachloroethylene	ND
7V	Chlorobenzene	ND
19V	2-chloroethyl vinyl ether	ND

ND = Not detected above the average reporting limit
of 1.0 ppb.

Reported by: JFM
Checked by: NS

CLIENT General Electric
CLIENT ID A107 / DGC 125
ERCO ID 5404
SAMPLE RECEIVED 7/6/84
ANALYSIS COMPLETED 7/10/84
RESULTS IN ug/l (ppb)

ERCO / ENERGY RESOURCES CO. INC.

VOLATILE COMPOUNDS

EPA 601 METHOD

45V	Chloromethane	ND
46V	Bromomethane	ND
88V	Vinyl chloride	ND
16V	Chloroethane	ND
44V	Methylene chloride	ND
29V	1,1-dichloroethylene	ND
13V	1,1-dichloroethane	ND
30V	1,2-trans-dichloroethylene	ND
23V	Chloroform	ND
10V	1,2-dichloroethane	ND
11V	1,1,1-trichloroethane	ND
6V	Carbon tetrachloride	ND
48V	Bromodichloromethane	ND
32V	1,2-dichloropropane	ND
33V	Trans-1,3-dichloropropylene	ND
87V	Trichloroethylene	ND
51V	Dibromochloromethane	ND
33V	Cis-1,3-dichloropropylene	ND
14V	1,1,2-trichloroethane	ND
47V	Bromoform	ND
15V	1,1,2,2-tetrachloroethane	ND
85V	Tetrachloroethylene	ND
7V	Chlorobenzene	ND
19V	2-chloroethyl vinyl ether	ND

ND = Not detected above the average reporting limit of 1.0 ppb.

Reported by: JFM
Checked by: XS

CLIENT General Electric
 CLIENT ID A106 / DGC 115
 ERCO ID 5405
 SAMPLE RECEIVED 7/6/84
 ANALYSIS COMPLETED 7/11/84
 RESULTS IN ug/l (ppb)

ERCO / ENERGY RESOURCES CO. INC.

VOLATILE COMPOUNDS

EPA 601 METHOD

45V	Chloromethane	ND
46V	Bromomethane	ND
88V	Vinyl chloride -----	5.8
16V	Chloroethane	ND
44V	Methylene chloride	ND
29V	1,1-dichloroethylene	ND
13V	1,1-dichloroethane	ND
30V	1,2-trans-dichloroethylene -----	70
23V	Chloroform	ND
10V	1,2-dichloroethane	ND
11V	1,1,1-trichloroethane	ND
6V	Carbon tetrachloride	ND
48V	Bromodichloromethane	ND
32V	1,2-dichloropropane	ND
33V	Trans-1,3-dichloropropylene	ND
87V	Trichloroethylene -----	3400
51V	Dibromochloromethane	ND
33V	Cis-1,3-dichloropropylene	ND
14V	1,1,2-trichloroethane	ND
47V	Bromoform	ND
15V	1,1,2,2-tetrachloroethane	ND
85V	Tetrachloroethylene -----	*
7V	Chlorobenzene	ND
19V	2-chloroethyl vinyl ether	ND

ND = Not detected above the average reporting limit of 1.0 ppb.

Reported by: JFM
 Checked by: JS

*Trace concentrations detected below the average reporting limit.

CLIENT General Electric
CLIENT ID A105 / DGC IID
ERCO ID 5406
SAMPLE RECEIVED 7/6/84
ANALYSIS COMPLETED 7/11/84
RESULTS IN ug/l (ppb)

ERCO / ENERGY RESOURCES CO. INC.

VOLATILE COMPOUNDS

EPA 601 METHOD

45V	Chloromethane	ND
46V	Bromomethane	ND
88V	Vinyl chloride	ND
16V	Chloroethane	ND
44V	Methylene chloride -----	19
29V	1,1-dichloroethylene	ND
13V	1,1-dichloroethane	ND
30V	1,2-trans-dichloroethylene -----	160
23V	Chloroform -----	1.8
10V	1,2-dichloroethane	ND
11V	1,1,1-trichloroethane	ND
6V	Carbon tetrachloride	ND
48V	Bromodichloromethane	ND
32V	1,2-dichloropropane	ND
33V	Trans-1,3-dichloropropylene	ND
87V	Trichloroethylene -----	8300
51V	Dibromochloromethane	ND
33V	Cis-1,3-dichloropropylene	ND
14V	1,1,2-trichloroethane	ND
47V	Bromoform	ND
15V	1,1,2,2-tetrachloroethane	ND
85V	Tetrachloroethylene -----	1.7
7V	Chlorobenzene	ND
19V	2-chloroethyl vinyl ether	ND

ND = Not detected above the average reporting limit
of 1.0 ppb.

Reported by: JFM
Checked by: JS

CLIENT General Electric
CLIENT ID VOA Trip Blank
ERCO ID 5407
SAMPLE RECEIVED 7/6/84
ANALYSIS COMPLETED 7/11/84
RESULTS IN ug/l (ppb)

ERCO / ENERGY RESOURCES CO. INC.

VOLATILE COMPOUNDS

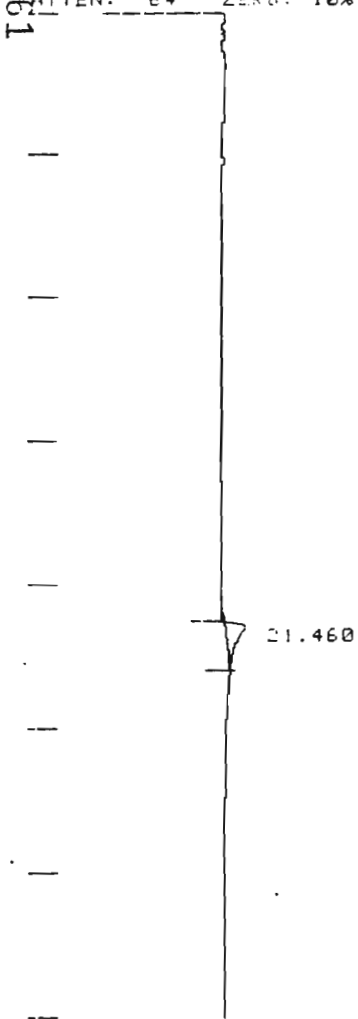
EPA 601 METHOD

45V	Chloromethane	ND
46V	Bromomethane	ND
88V	Vinyl chloride	ND
16V	Chloroethane	ND
44V	Methylene chloride	ND
29V	1,1-dichloroethylene	ND
13V	1,1-dichloroethane	ND
30V	1,2-trans-dichloroethylene	ND
23V	Chloroform	ND
10V	1,2-dichloroethane	ND
11V	1,1,1-trichloroethane	ND
6V	Carbon tetrachloride	ND
48V	Bromodichloromethane	ND
32V	1,2-dichloropropane	ND
33V	Trans-1,3-dichloropropylene	ND
87V	Trichloroethylene	ND
51V	Dibromochloromethane	ND
33V	Cis-1,3-dichloropropylene	ND
14V	1,1,2-trichloroethane	ND
47V	Bromoform	ND
15V	1,1,2,2-tetrachloroethane	ND
85V	Tetrachloroethylene	ND
7V	Chlorobenzene	ND
19V	2-chloroethyl vinyl ether	ND

ND = Not detected above the average reporting limit
of 1.0 ppb.

Reported by: JFM
Checked by: NS

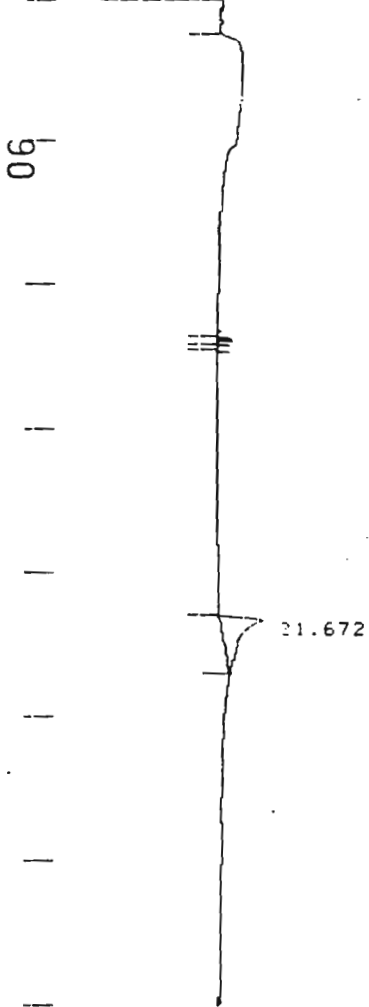
CHART SPEED 0.5 CM/MIN
ATTEN: 64 ZERO: 10% 5 MIN/TICK



TITLE: AUTOMATED VICI/TRACOR 560/700A 2:51 7 JUL 84
CHANNEL NO: 1 SAMPLE: 5390 5ML METHOD: A2
PEAK NO. 1
PEAK NAME
RESULT 2.7E
TIME (MIN) 21.460
TIME OFFSET
AREA COUNTS 55636
SEP CODE BB
W1/2 (SEC) 15.50
TOTALS: 2.7E 55636
DETECTED PKS: 1 REJECTED PKS: 0
DIVISOR: 1.00000 MULTIPLIER: 1.00000
NOISE: 20.6 OFFSET: -2660
SAVED FILE: V020

62 NOTES:
EPA METHOD 601 DATA BY P+T GC/HALL 700A
USING VALCO ATU-1-16 AUTOSAMPLER P+T
8'X1/4" GLASS 1%SP1000 ON 60/80 CBP
60%/4MIN 7%/MIN TO 220%/6MIN TMPPROG
PR=500 SN=50 W1=20 T%=20
PURGE AND CARRIER FLOWS = 40 ML/MIN

CHART SPEED 0.5 CM/MIN
ATTEN: 64 ZERO: 10% 5 MIN/TICK



TITLE: AUTOMATED MIDI/TRACOR 560/700A 20:09 9 JUL 84

CHANNEL NO: 1 SAMPLE: 53005ML (3710) DUMPLX METHOD: A2

PEAK NO	PEAK NAME	RESULT PPB	TIME (MIN)	TIME OFFSET	AREA COUNTS	SEP CODE	W1/2 (SEC)
1		5.88	21.672		117627	BB	38.70

TOTALS: 5.88 117627

DETECTED PKs: 1 REJECTED PKs: 0

DIVISOR: 1.00000 MULTIPLIER: 1.00000


NOISE: 18.2 OFFSET: -2539

SAVED FILE: V03E

NOTES:

EPA METHOD 601 DATA BY P+T GC/HALL 700A
USING VALCO ATOC-1-16 AUTOSAMPLER P+T
8"x1/2" GLASS INSP1000 ON 60/80 CBP
60%40IN 7%/MIN TO 220%6MIN TMPROG
PR=530 SN=50 W1=20 TX=20
PURGE AND CARRIER FLOWS = 40 ML/MIN

CHART SPEED 0.5 CM/MIN
ATTEN: 64 ZERO: 10% 5 MIN/TICK



TITLE: AUTOMATED /101/TFACOR 560/700A 4:57 7 JUL 84
CHANNEL NO: 1 SAMPLE: 5391 5ML METHOD: A2
PEAK NO PEAK NAME RESULT TIME TIME AREA SEP W1/2
PPB (MIN) OFFSET COUNTS CODE (SEC)
TOTALS: 0.00 0

DETECTED PKGS: 0 REJECTED PKGS: 0

DIVISOR: 1.00000 MULTIPLIER: 1.00000


NOISE: 20.6 OFFSET: -2654

SAVED FILE: V024

ERRORS:
NO PEAKS

NOTES:
EPA METHOD 601 DATA BY P+T GC/HALL 700A
USING VALCO ATOC-1-16 AUTOSAMPLER P+T
8"X1/4" GLASS INSP1000 ON 60/80 CBP
60%/4MIN 7%/MIN TO 220%/6MIN TMPPROG
PR=530 SN=50 W1=20 TX=20
PURGE AND CARRIER FLOWS = 40 ML/MIN

CHART SPEED 0.5 CM/MIN
ATTEN: 64 ZERO: 10% 5 MIN/TICK

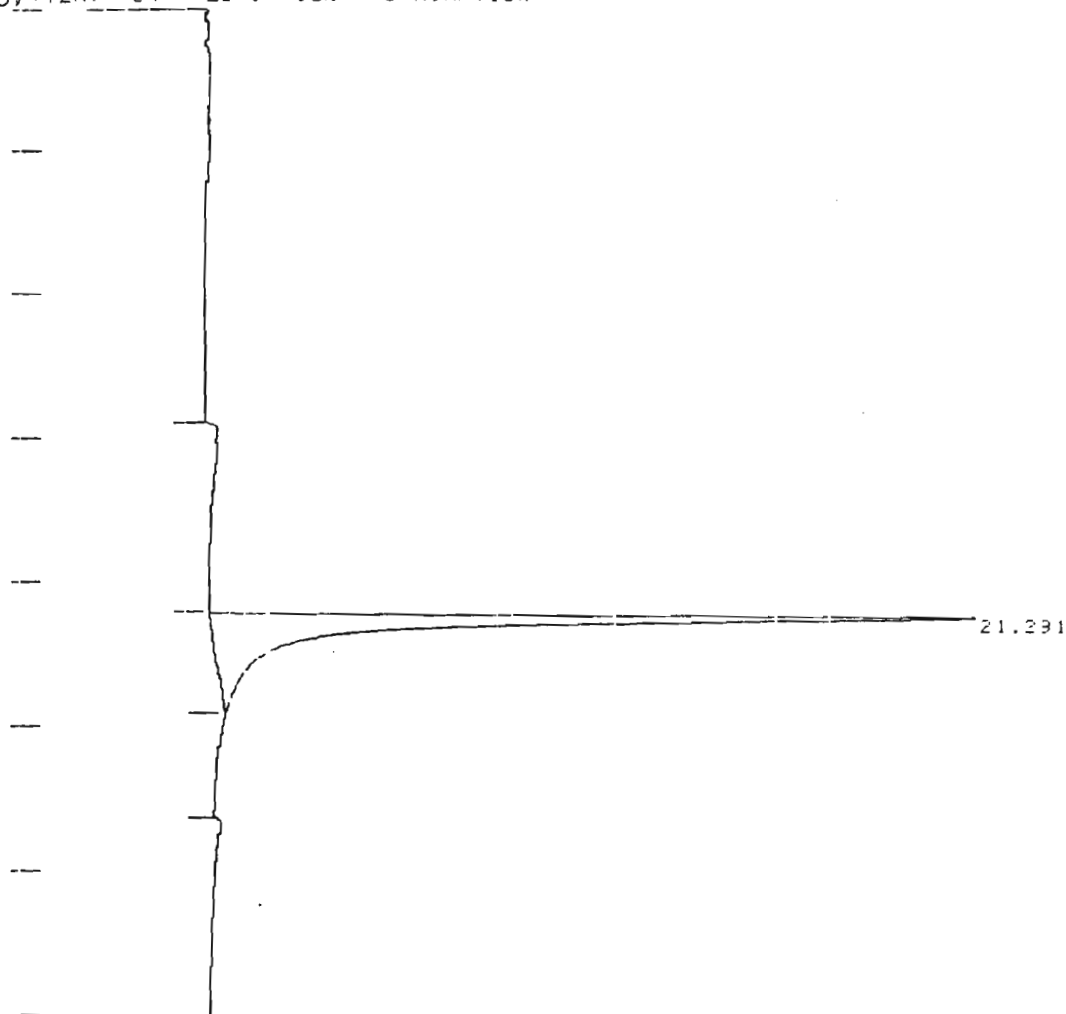


TITLE: AUTOMATED MDCI/TRACOR 560/700A 6:02 7 JUL 94
CHANNEL NO: 1 SAMPLE: 5392 5ML METHOD: A2
PEAK NO PEAK NAME RESULT TIME (MIN) TIME OFFSET AREA COUNTS SEP CODE W1/2 (SEC)
TOTALS: 0.00 0

DETECTED PKS: 0 REJECTED PKS: 0
DIVISOR: 1.00000 MULTIPLIER: 1.00000
NOISE: 20.6 OFFSET: -2652
SAVED FILE: V025
ERRORS:
NO PEAKS

NOTES:
EPA METHOD 601 DATA BY P+T GC/HALL 700A
USING VALCO AT01-1-16 AUTOSAMPLER P+T
8"X1/2" GLASS INSP1000 ON 60/80 CBP
60%/4MIN 7%/MIN TO 220%/6MIN TMPPROG
PR=5300 SN=50 W1=20 TX=20
PURGE AND CARRIER FLOWS = 40 ML/MIN

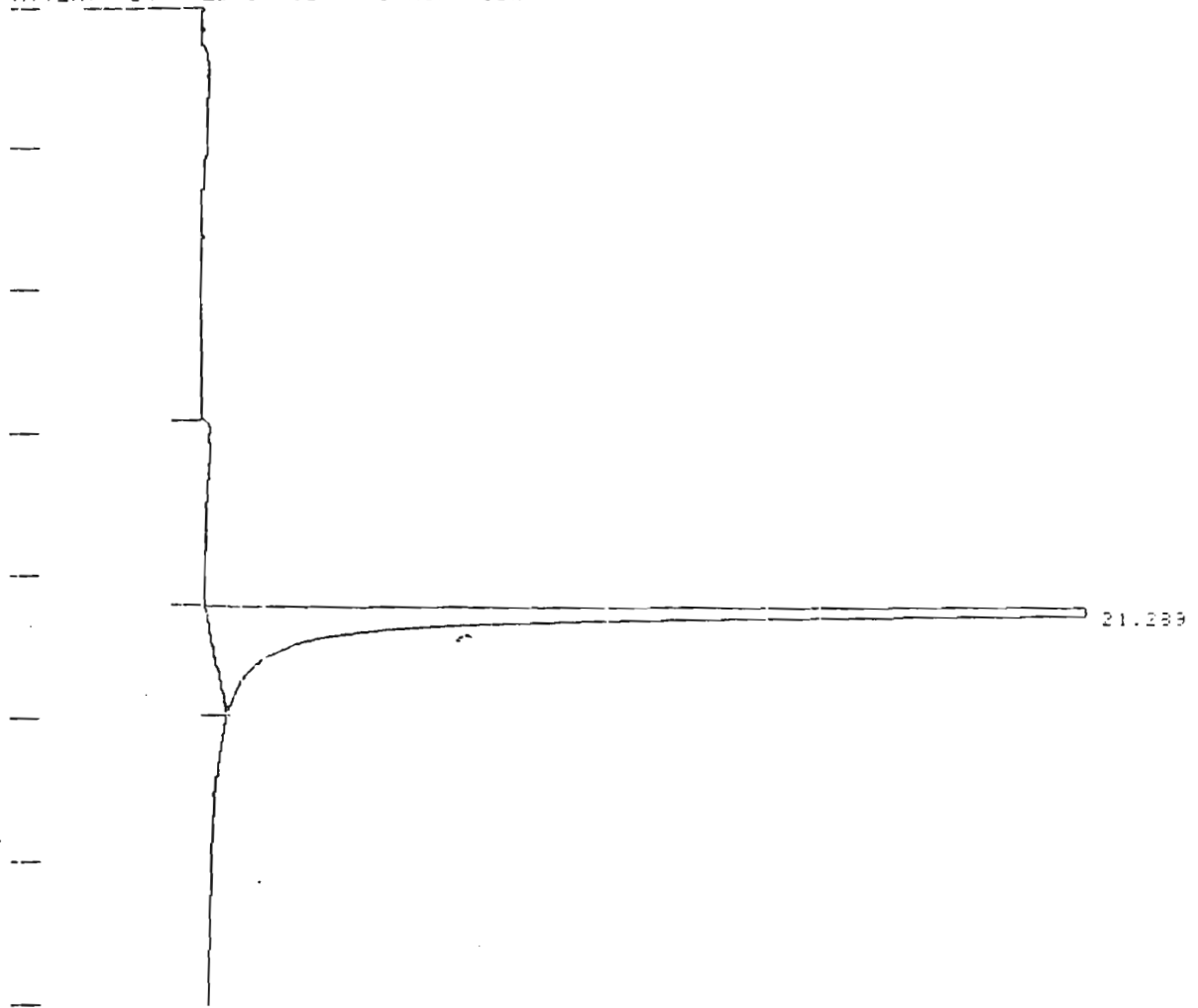
69 HART SPEED 0.5 CM/MIN
ATTEN: 64 ZERO: 10% 5 MIN/TICK



TITLE: AUTOMATED /VICI/TRACOR 560/700A 7:04 7 JUL 84
CHANNEL NO: 1 SAMPLE: 5393 5ML METHOD: A2
PEAK NO 1
RESULT PPB 59.47
TIME (MIN) 21.291
TIME OFFSET
AREA COUNTS 1389470
SEP CODE BB
W1/2 (SEC) 16.95
TOTALS: 59.47 1389470
DETECTED PKGS: 1 REJECTED PKGS: 0
DIVISOR: 1.00000 MULTIPLIER: 1.00000
NOISE: 20.6 OFFSET: -2660
SAVED FILE: V02F

67 NOTES:
EPA METHOD: 601 DATA BY P+T GC/HALL 700A
USING VALCO ATOC-1-16 AUTOSAMPLER P+T
8'X1/4" GLASS 1%SP1000 ON 50/80 CBP
60°/4MIN 7°/MIN TO 220°/6MIN TMP PROG
PR=530 SN=50 W1=20 TX=20
PURGE AND CARRIER FLOWS = 40 ML/MIN
601

CHART SPEED 0.5 CM/MIN
ATTEN: 64 ZERO: 10% 5 MIN/TICK




89 TITLE: AUTOMATED VIDI/TRACOR 560/700A 8:07 7 JUL 84
CHANNEL NO: 1 SAMPLE: 5394 5ML METHOD: A2
PEAK NO 1 RESULT 153.84 TIME (MIN) 21.269 TIME OFFSET AREA COUNTS SEP CODE W1/2 (SEC)
TOTALS: 153.84 3076830 BB 14.90

DETECTED PKs: 1 REJECTED PKs: 0
DIVISOR: 1.00000 MULTIPLIER: 1.00000
NOISE: 20.6 OFFSET: -2644
SAVED FILE: V027

NOTES:
EPA METHOD 601 DATA BY P+T GC/HALL 700A
USING VALCO ATOC-1-16 AUTOSAMPLER P+T
8'X1/4" GLASS 1%SP1000 ON 60/80 CBP
60%/4MIN 7%/MIN TO 220%/6MIN TMPPROG
PR=530 SN=50 W1=20 T%=20
PURGE AND CARRIER FLOWS = 40 ML/MIN

CHART SPEED 0.5 CM/MIN
ATTEN: 64 ZERO: 10% 5 MIN/TICK

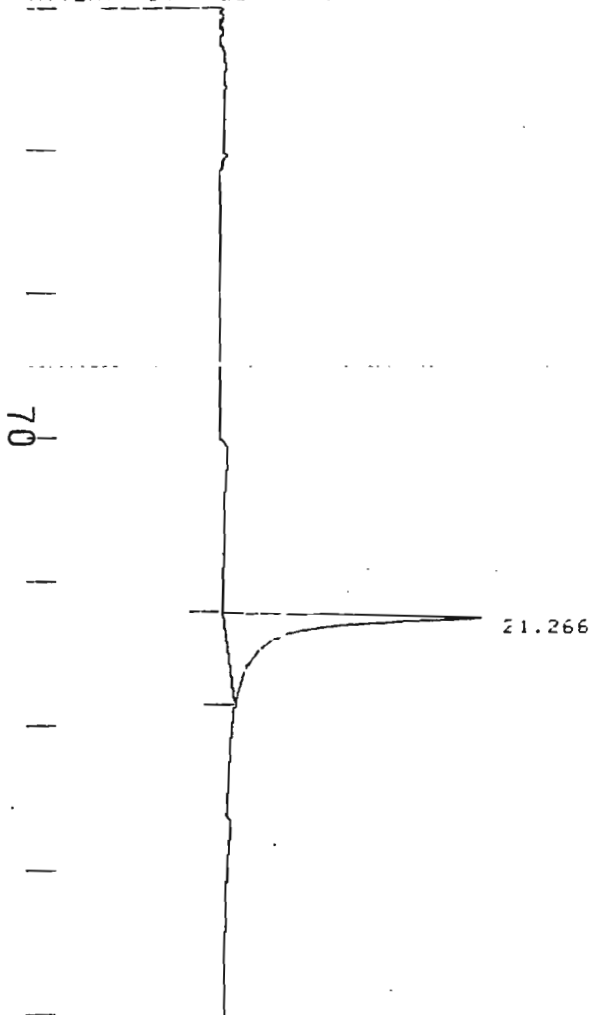


TITLE: AUTOMATED VIDI/TRACOR 560/700A 9:10 7 JUL 84
CHANNEL NO: 1 SAMPLE: 5395 5ML METHOD: A2
PEAK NO NAME RESULT TIME TIME AREA SEP W1/2
PPB (MIN) OFFSET COUNTS CODE (SEC)
TOTALS: 0.00 0

DETECTED PKS: 0 REJECTED PKS: 0
DIVISOR: 1.00000 MULTIPLIER: 1.00000
NOISE: 20.6 OFFSET: -2630
SAVED FILE: V02E
ERRORS:
NO PEAKS

NOTES:
EPA METHOD 601 DATA BY P+T GC/HALL 700A
USING VALCO ATOC-1-16 AUTOSAMPLER P+T
8"X1/4" GLASS 1%SP1000 ON 60/80 CBP
60%/4MIN 7%/MIN TO 220%/6MIN TMPPROG
PR=530 SN=50 W1=20 T%=20
PURGE AND CARRIER FLOWS = 40 ML/MIN

CHART SPEED 0.5 CM/MIN
ATTEN: 64 ZEP0: 10% 5 MIN/TICK



TITLE: AUTOMATED /VICI/TRACOR 560/700A

10:13 7 JUL 84

CHANNEL NO: 1

SAMPLE: 5396 5ML

METHOD: A2

PEAK NO	PEAK NAME	RESULT PPB	TIME (MIN)	TIME OFFSET	AREA COUNTS	SEP CODE	W1/2 (SEC)
1		28.84	21.266		576843	BB	19.85

TOTALS:

28.84

576843

DETECTED PKS: 1 REJECTED PKS: 0

DIVISOR: 1.00000 MULTIPLIER: 1.00000

NOISE: 20.6 OFFSET: -2647

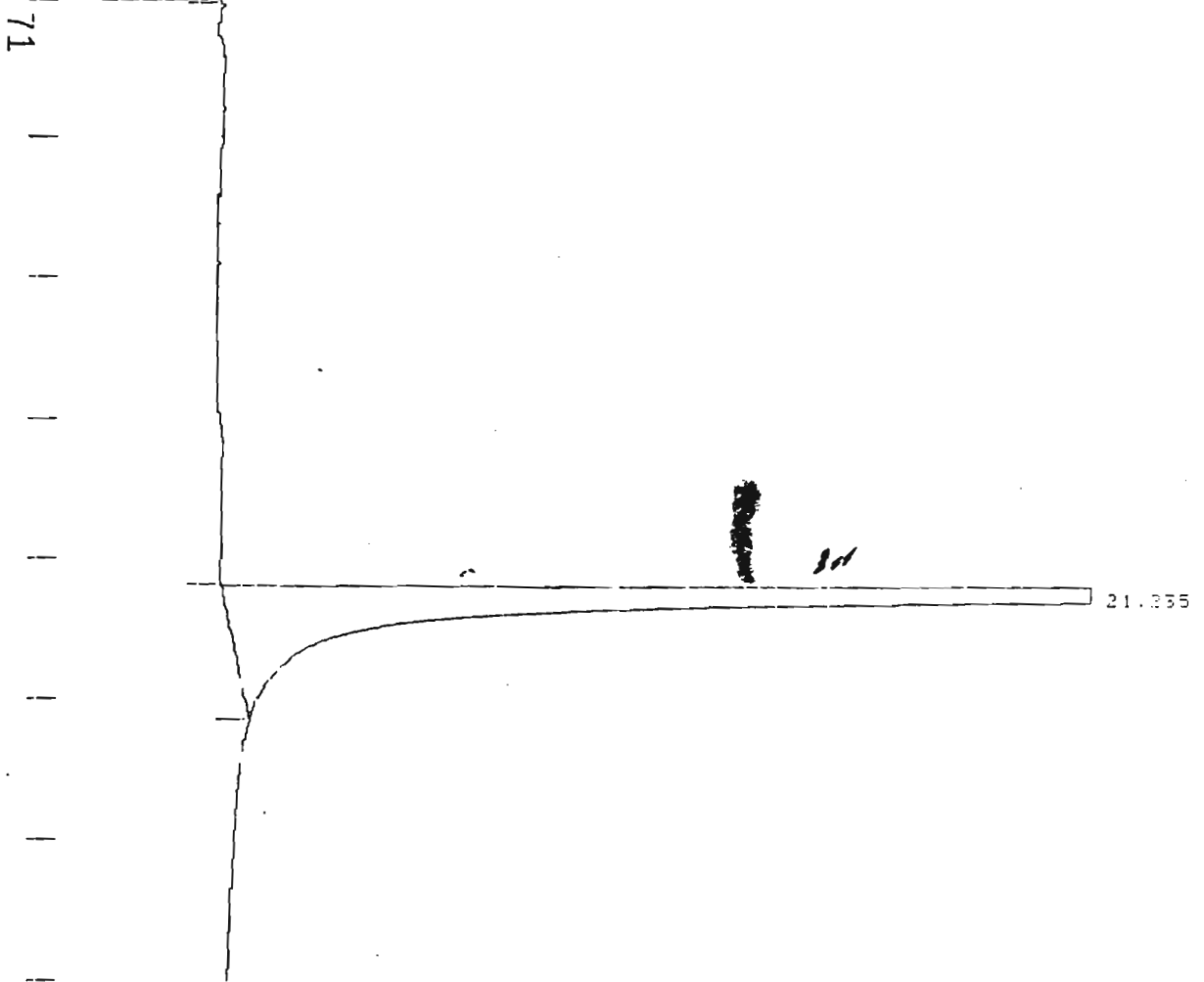
SAVED FILE: V026

NOTES:

EPA METHOD 601 DATA BY P+T GC/HALL 700A
USING VALCO ATOC-1-16 AUTOSAMPLER P+T
8'X1/4" GLASS 1%SP1000 ON 60/80 CBP
60%/4MIN 7%/MIN TO 220%/6MIN THPPROG
PR=520 SN=50 W1=20 TX=20
PURGE AND CARRIER FLOWS = 40 ML/MIN

601

CHART SPEED 0 = 1 ML/MIN
 RTTEN: 64 ZERO: 10% 5 MIN/TICK



TITLE: AUTOMATED MIDI/TRACOR 560/700A

11:16 7 JUL 84

CHANNEL NO: 1

SAMPLE: 5397 5ML

METHOD: A2

PEAK NO	PEAK NAME	RESULT PPB	TIME (MIN)	TIME OFFSET	AREA COUNTS	SEP CODE	W1/2 (SEC)
1		715.76	21.235		14315200	BB	13.80

TOTALS: 715.76 14315200

DETECTED PKGS: 1 REJECTED PKGS: 0

DIVISOR: 1.00000 MULTIPLIER: 1.00000

NOISE: 20.6 OFFSET: -2649

SAVED FILE: V030

NOTES:


EPA METHOD 601 DATA BY P+T GC/HALL 700A
 USING VALCO ATOC-1-16 AUTOSAMPLER P+T
 8'X1/4" GLASS 1%SP1000 ON 60/80 CBP
 60%/4MIN 1%/MIN TO 220%/6MIN TMPPROG
 PR=530 SN=50 W1=20 TX=20
 PURGE AND CARRIER FLOWS = 40 ML/MIN

601

72

CHART SPEED 0.5 CM/MIN
ATTEN: 64 ZERO: 10% 5 MIN/TICK

114



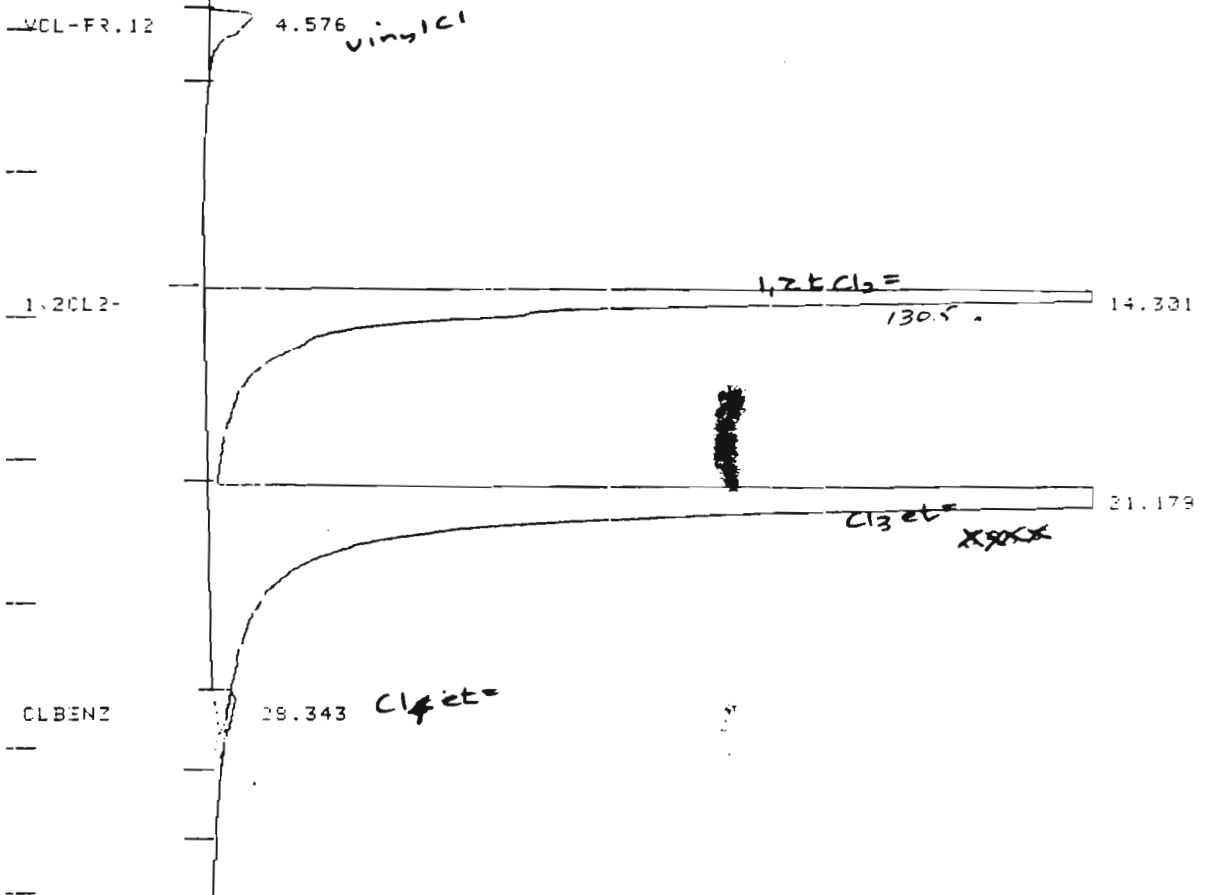
TITLE: AUTOMATED MIDI/TRACOR 560700A 6:30 10 JUL 84
CHANNEL NO: 1 SAMPLE: 5397-500UL METHOD: A2
PEAK NO PEAK NAME RESULT TIME (MIN) TIME OFFSET AREA COUNTS SEP CODE N1/2 (SEC)
1 92.22 21.424 1844320 BB 18.15
TOTALS: 92.22 1844320
DETECTED PKGS: 1 REJECTED PKGS: 0
DIVISOR: 1.00000 MULTIPLIER: 1.00000
NOISE: 18.2 OFFSET: -2572
SAVED FILE: V047

NOTES:
EPA METHOD 601 DATA BY P+T GC/HALL 700A
USING VALCO ATOC-1-16 AUTOSAMPLER P+T
8"X1/4" GLASS 1%SP1000 ON 60/80 CBP
60%MIN 1%MIN TO 220%GMIN THPPROG
PR=500 SN=50 XI=20 TX=20
PURGE AND CARRIER FLOWS = 40 ML/MIN

115

601

CHART SPEED 0.5 CM/MIN
 ATTEN: 64 ZERO: 10% 5 MIN/TICK



TITLE: AUTOMATED ANAL/TRACEOR 560/700A

12:17 7 JUL 84

73

CHANNEL NO: 1

SAMPLE: 5400 5ML

METHOD: A2

PEAK NO	PEAK NAME	RESULT PPB	TIME (MIN)	TIME OFFSET	AREA COUNTS	SEP CODE	W1/2 (SEC)
1	VCL-FR.12	13.7E	4.576	-0.074	161818	BB	53.50
2	1,2CL2-	324.20	14.301	-0.029	555800	BV	15.65
3	CLBENZ	1323.95	21.179		26478700	VV	20.95
4	CLBENZ	3.44	28.343	-0.257	25378	T	? 22.10

TOTALS: 1655.41 -0.360 32221900

DETECTED PKS: 4 REJECTED PKS: 0

DIVISOR: 1.00000 MULTIPLIER: 1.00000

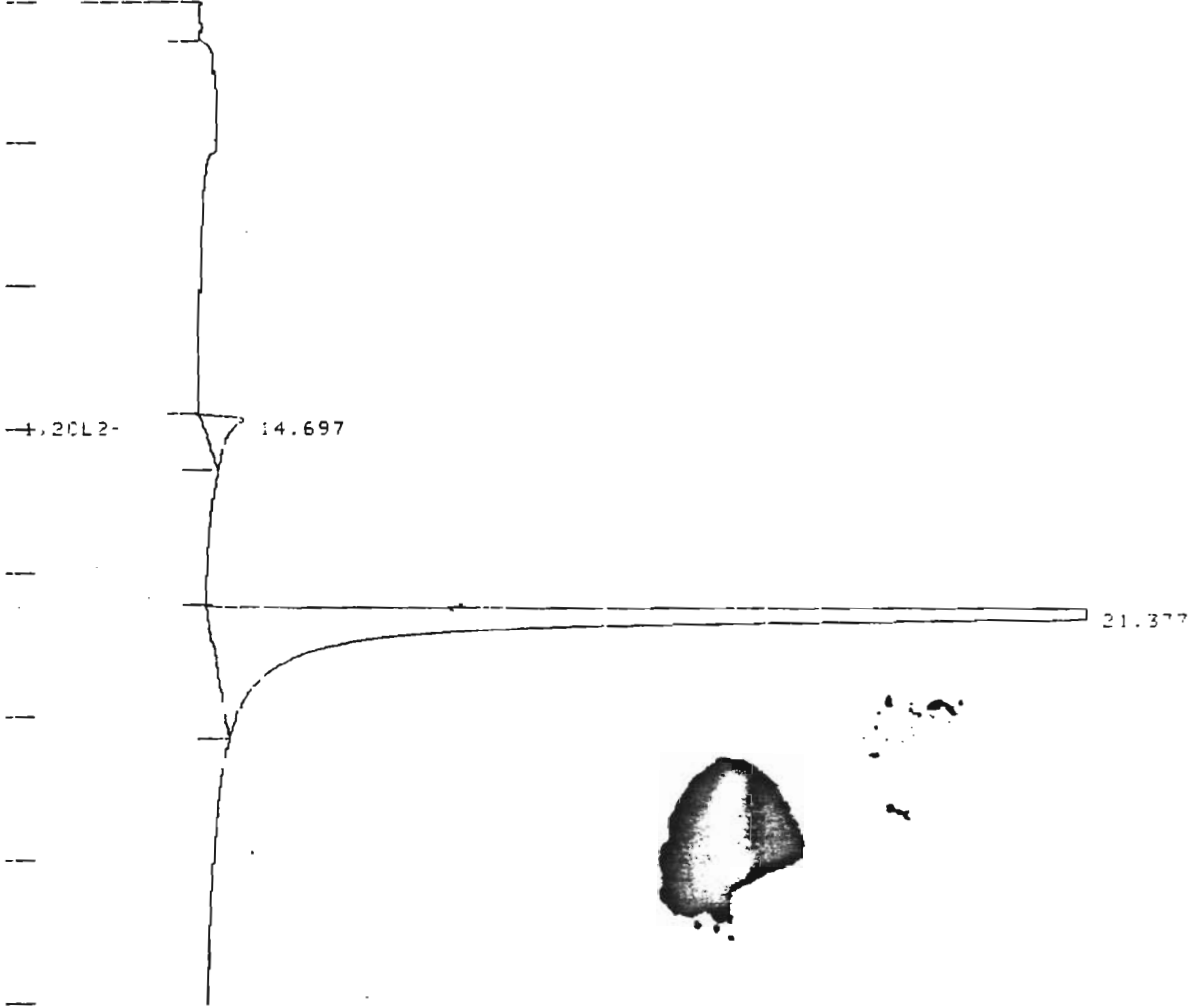
NOISE: 20.6 OFFSET: -2598

SAVED FILE: V031

ERRORS:
 ADC OVERANGE

NOTES:
 EPA METHOD 601 DATA BY P+T GC/HALL 700A
 USING VALCO ATOC-1-16 AUTOSAMPLER P+T
 8'X1/4" GLASS 1%SP1000 ON 60/80 CBP
 60%/4MIN 7%/MIN TO 220%/6MIN TMPPRD
 PR=500 SN=50 W1=20 T%=20
 PURGE AND CARRIER FLOWS = 40 ML/MIN

CHART SPEED 0.5 CM/MIN
ATTEN: 64 ZEP0: 10% 5 MIN/TICK



TITLE: AUTOMATED MIDI/TRACOR 560/700A

7:34 10-JUL 84

CHANNEL NO: 1

SAMPLE: 5400-500UL

METHOD: A2

PEAK NO	PEAK NAME	RESULT PPB	TIME (MIN)	TIME OFFSET	AREA COUNTS	SEP CODE	W1/2 (SEC)
1	1,2,CL2-	7.71	14.697	0.367	132078	BB ?	17.30
2		255.50	21.377		5110070	BB	14.85
TOTALS:		253.21		0.367	5242150		

DETECTED PKS: 2 REJECTED PKS: 0

DIVISOR: 1.00000 MULTIPLIER: 1.00000

NOISE: 18.2 OFFSET: -2593

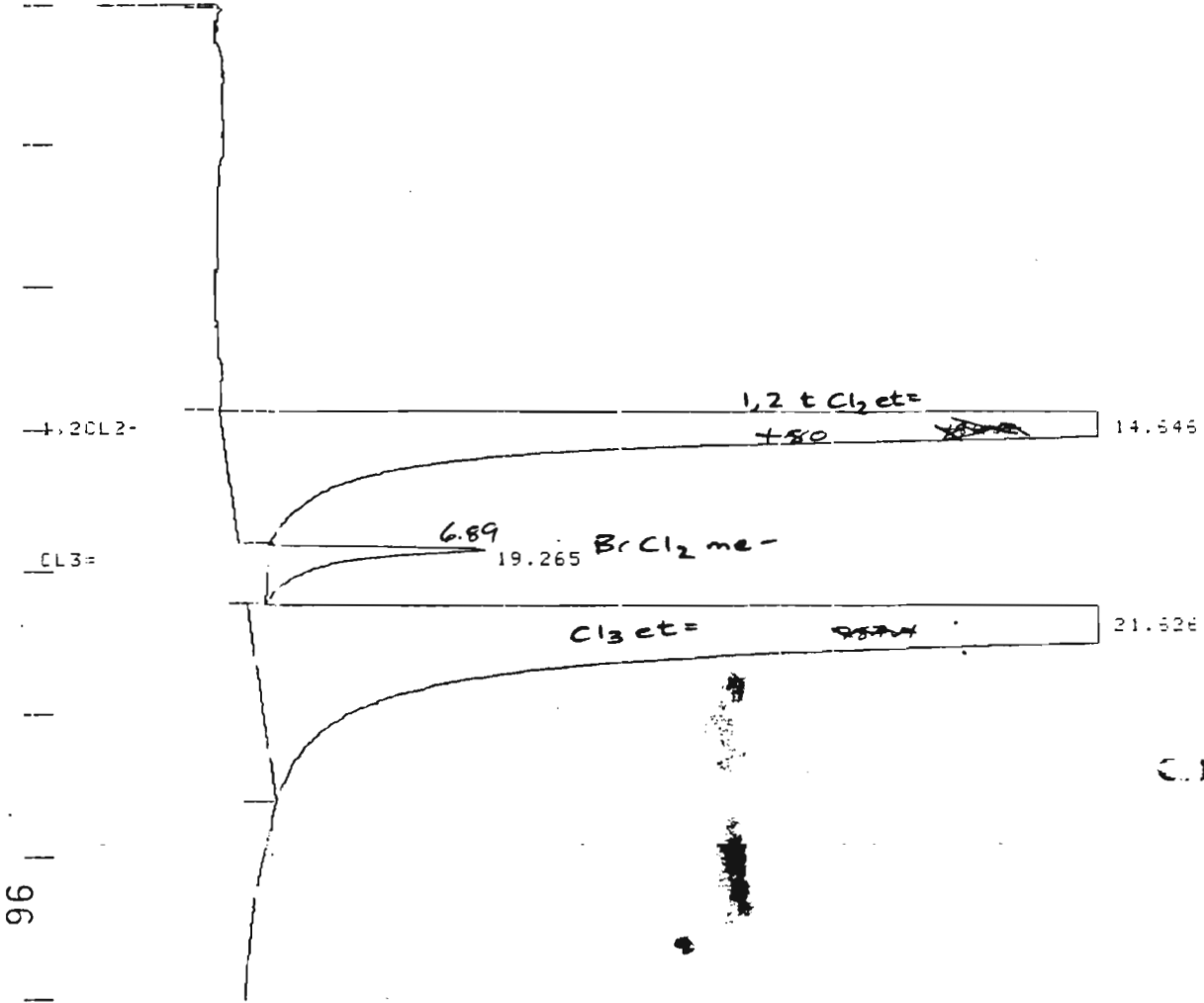
SAVED FILE: V04E

NOTES:

EPA METHOD 601 DATA BY P+T GC/HALL 700A
USING VALCO ATOC-1-16 AUTOSAMPLER P+T
8"X1/2" GLASS INSP1000 ON 60/80 CBP
60%/4MIN 7%/MIN TO 220%/6MIN TMPPROG
PR=530 SN=50 W1=23 TX=20
PURGE AND CARRIER FLOWS = 40 ML/MIN

601

CHART SPEED 0.5 CM/MIN
 ATTEN: 64 ZERO: 10% 5 MIN/TICK



TITLE: AUTONATED MIDI/TRACEOR 560/700A 21:21 9 JUL 84

CHANNEL NO: 1 SAMPLE: 5431-5ML METHOD: A2

PEAK NO	PEAK NAME	RESULT PPB	TIME (MIN)	TIME OFFSET	AREA COUNTS	SEP CODE	NI/2 (SEC)
1	1,2 Cl2-	1414.26	14.646	0.316	24233400-	BV	17.43
2	CL3=	28.90	19.265	0.165	444306	T	29.25
3		2083.11	21.626		41662200	VB	31.75

TOTALS: 3526.25 0.481 66339900

DETECTED PKG: 3 REJECTED PKG: 0

DIVISOR: 1.00000 MULTIPLIER: 1.00000

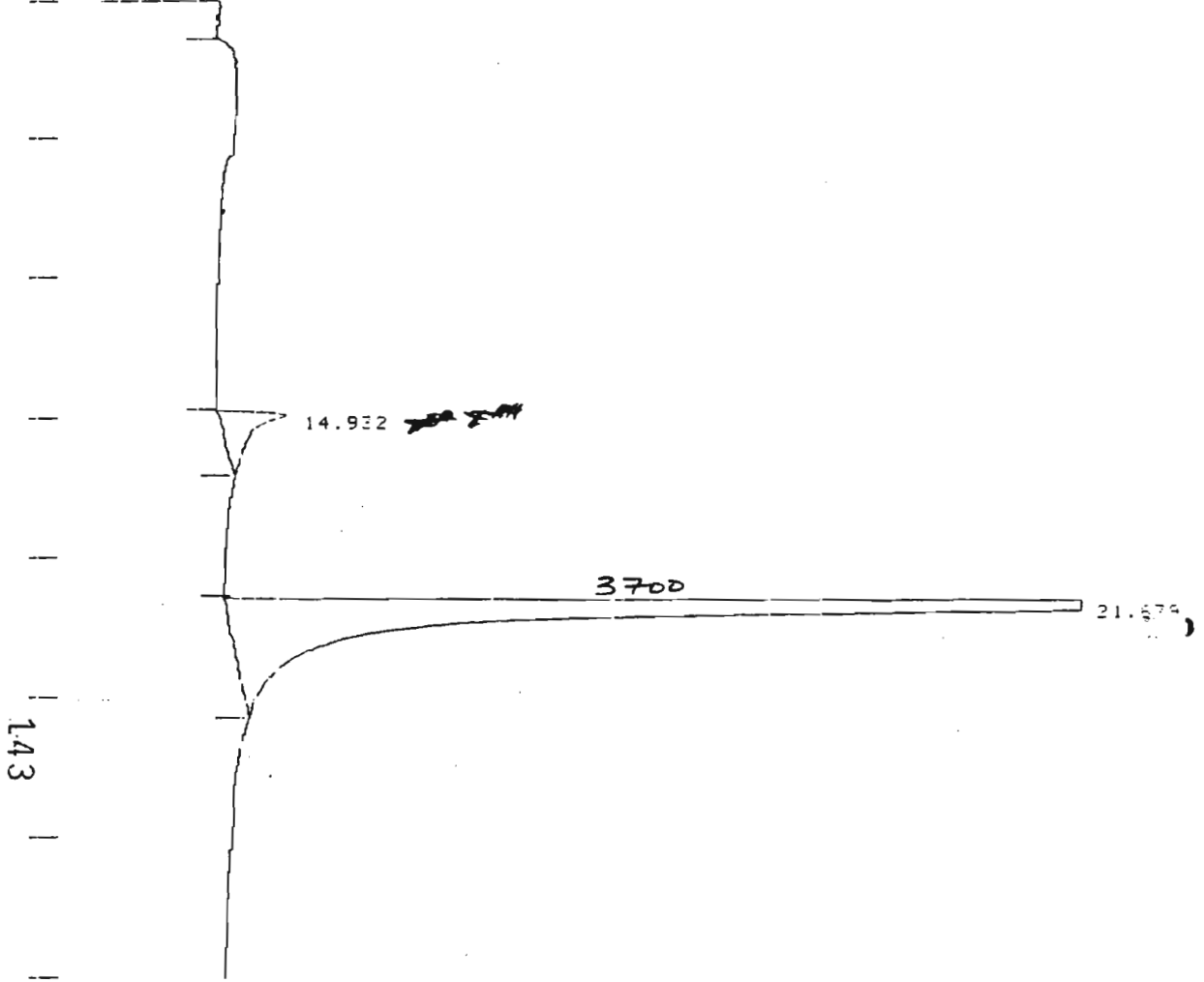
NOISE: 18.2 OFFSET: -2628

SAVED FILE: V035

ERRORS:
 ADC OVERANGE

NOTES:
 EPA METHOD: 601 DATA BY P+T GC/HALL 700A
 USING VALCO ATOS-1-16 AUTOSAMPLER P+T
 8"x1/4" GLASS 1%SP1000 ON 60/80 CBP
 60%/4MIN 7%/MIN TO 220%/6MIN IMPROG
 PR=530 BN=50 WJ=23 TX=20
 PURGE AND CARRIER FLOWS = 40 ML/MIN

CHART SPEED 0.5 CM/MIN
 ATTEN: 64 ZERO: 10% 5 MIN/TICK



TITLE: AUTOMATED M101/TRACOR 560/700A 4:24 11 JUL 94

CHANNEL NO: 1 SAMPLE: 5401 100UL METHOD: A2

PEAK NO	PEAK NAME	RESULT PPB	TIME (MIN)	TIME OFFSET	AREA COUNTS	SEP CODE	W1/2 (SEC)
1		11.0E	14.932		221649	BB	48.35
2		273.17	21.679		5463400	BB	14.20

TOTALS: 284.25 5685050

DETECTED PKS: 2 REJECTED PKS: 0

DIVISOR: 1.00000 MULTIPLIER: 1.00000

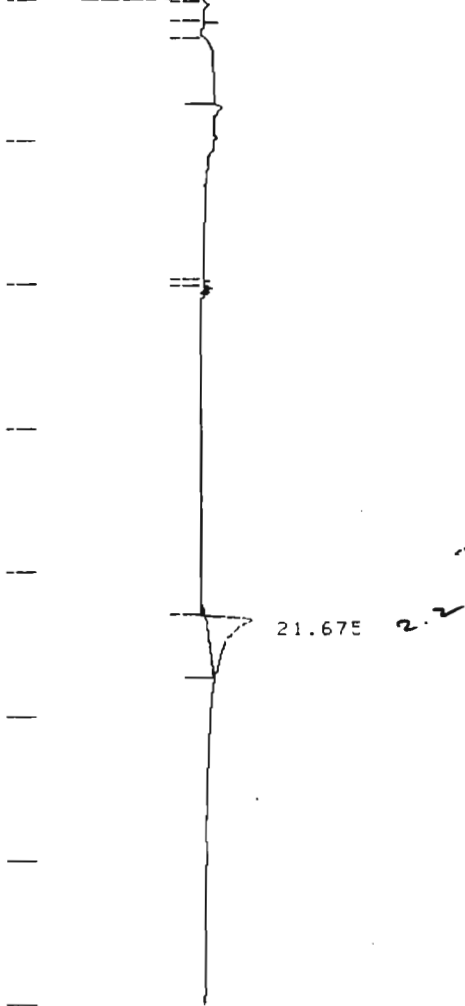
NOISE: 18.2 OFFSET: -2575

SAVED FILE: V052

NOTES:

EPA METHOD 801 DATA BY P+T GC/HALL 700A
 USING VALCO ATOC-1-16 AUTOSAMPLER P+T
 8'X1/4" GLASS INSP1000 ON 60/80 CBP
 60°/4MIN 7°/MIN TO 220°/6MIN TMRP
 PR=500 BN=50 W1=20 T%=20
 PURGE AND CARRIER FLOWS = 40 ML/MIN

CHART SPEED 0.5 CM/MIN
ATTEN: 64 ZERO: 10% 5 MIN/TICK



107

TITLE: AUTOMATED VOCI/TRACOR 560/700A 23:50 9 JUL 84
CHANNEL NO: 1 SAMPLE: 5402-5ML METHOD: A2
PEAK NO. PEAK NAME RESULT TIME (MIN) TIME OFFSET AREA COUNTS SEP CODE W1/2 (SEC)
1 6.7E 21.675 135516 BB 48.03
TOTALS: 6.7E 135516

DETECTED PKS: 1 REJECTED PKS: 0

DIVISOR: 1.00000 MULTIPLIER: 1.00000

NOISE: 18.2 OFFSET: -2618

SAVED FILE: V041

NOTES:
EPA METHOD 601 DATA BY P+T GC/HALL 700A
USING VALCO ATOC-1-16 AUTOSAMPLER P+T
8"X1/4" GLASS 1%SP1000 ON 60/80 CBP
60°/4MIN 7°/MIN TO 320°/6MIN THPPROG
PR=530 SN=50 W=20 L=20
PURGE AND CARRIER FLOWS = 40 ML/MIN

CHART SPEED 0.5 CM/MIN
ATTEN: 64 ZERO: 10% 5 MIN/TICK

108

TITLE: AUTOMATED MIDI/TRACOR 560/700A 1:00 10 JUL 84
CHANNEL NO: 1 SAMPLE: 5403-5ML METHOD: A2
PEAK NO. PEAK NAME RESULT PPB TIME (MIN) TIME OFFSET AREA COUNTS SEP CODE W1/2 (SEC)
TOTALS: 0.00 0
DETECTED PKGS: 0 REJECTED PKGS: 0
DIVISOR: 1.00000 MULTIPLIER: 1.00000
NOISE: 18.2 OFFSET: -2631
SAVED FILE: V042
ERRORS:
NO PEAKS
NOTES:
EPA METHOD 601 DATA BY P+T GC/HALL 700A
USING VALCO A100-1-16 AUTOSAMPLER P+T
8"X1/4" GLASS 1%SP1000 ON 50/80 CBP
60%/4MIN 7%/MIN TO 220%/6MIN TMPROG
PR=530 SN=50 W1=20 TX=20
PURGE AND CARRIER FLOWS = 40 ML/MIN

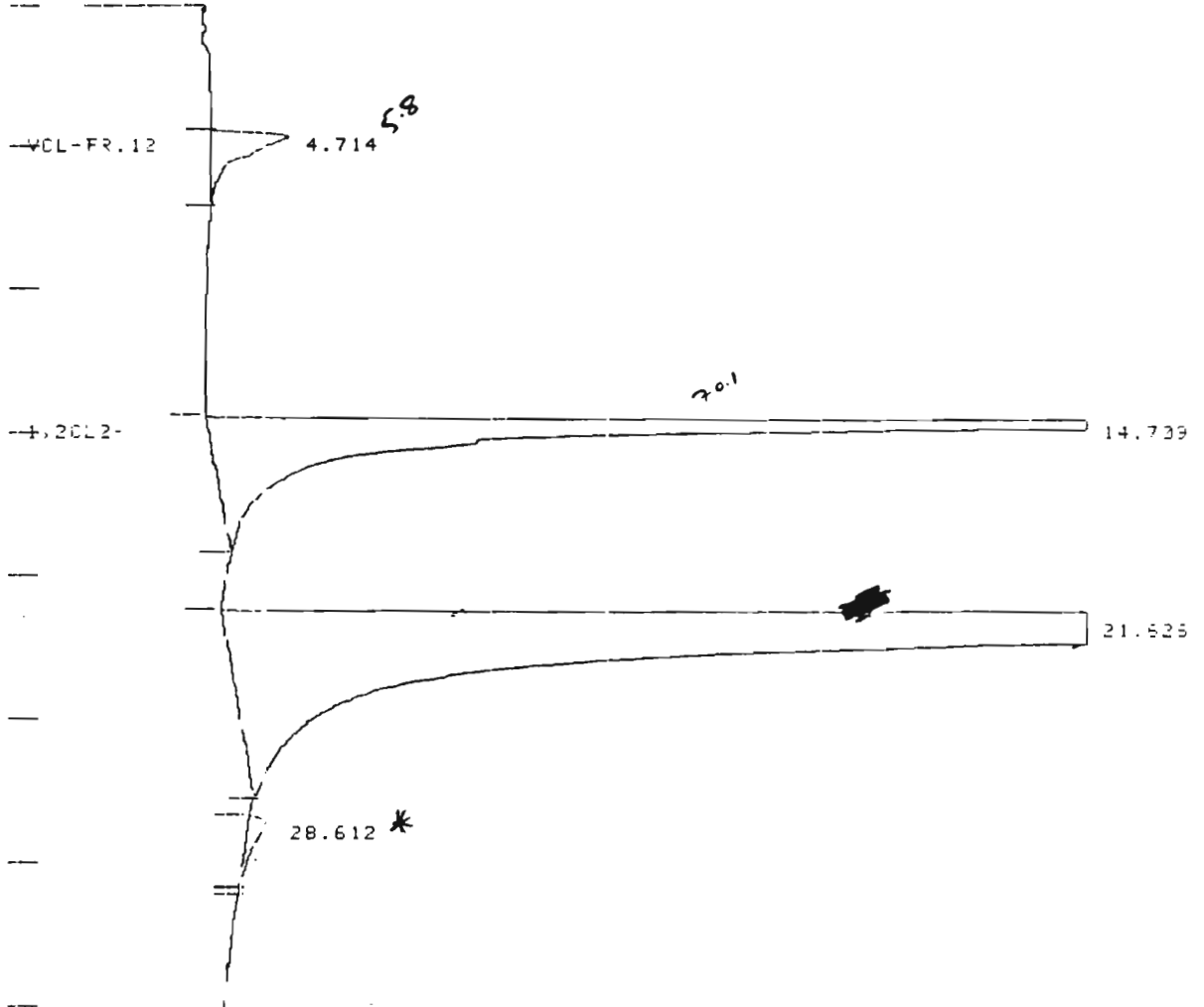
CHART SPEED 0.5 CM/MIN
ATTEN: 64 ZERO: 10% 5 MIN/TICK

109

TITLE: AUTOMATED MICI/TRACOR 560-700A 2:03 10 JUL 84
CHANNEL NO: 1 SAMPLE: 5404-5ML METHOD: A2
PEAK NO PEAK NAME RESULT PPB TIME (MIN) TIME OFFSET AREA COUNTS SEP CODE W1/2 (SEC)
TOTALS: 0.00 0
DETECTED PKS: 0 REJECTED PKS: 0
DIVISOR: 1.00000 MULTIPLIER: 1.00000
NOISE: 18.2 OFFSET: -2627
SAVED FILE: V043
ERRORS:
NO PEAKS

NOTES:
EPA METHOD 601 DATA BY P+T GC/HALL 700A
USING VALCO ATOC-1-16 AUTOSAMPLER P+T
8'X1/2" GLASS 1%SPI000 ON 60/80 CBP
60°/4MIN 7°/MIN TO 220°/6MIN THPPROG
PR=520 SN=50 W1=20 TX=20
PURGE AND CARRIER FLOWS = 40 ML/MIN

CHART SPEED 0.5 CM/MIN
ATTEN: 64 ZEP0.10% 5 MIN/TICK



TITLE: AUTOMATED MIDI/TRACOR 560/700A 3:11 10 JUL 84

CHANNEL NO: 1 SAMPLE: 5405-5ML METHOD: A2

PEAK NO	PEAK NAME	RESULT	TIME (MIN)	TIME OFFSET	AREA COUNTS	SEP CODE	W1/2 (SEC)
1	VCL-FR.12	21.62	4.714	0.064	255837	BB	49.50
2	1.20L2-	222.37	14.709	0.379	3810330	BB	16.05
3		1731.71	21.626		35634100	BB	27.65
4	C.BENZ	9.75	28.612	0.012	71922	BB	43.95

TOTALS: 2035.45 0.455 39770200

DETECTED PKGS: 4 REJECTED PKGS: 0

DIVISOR: 1.00000 MULTIPLIER: 1.00000

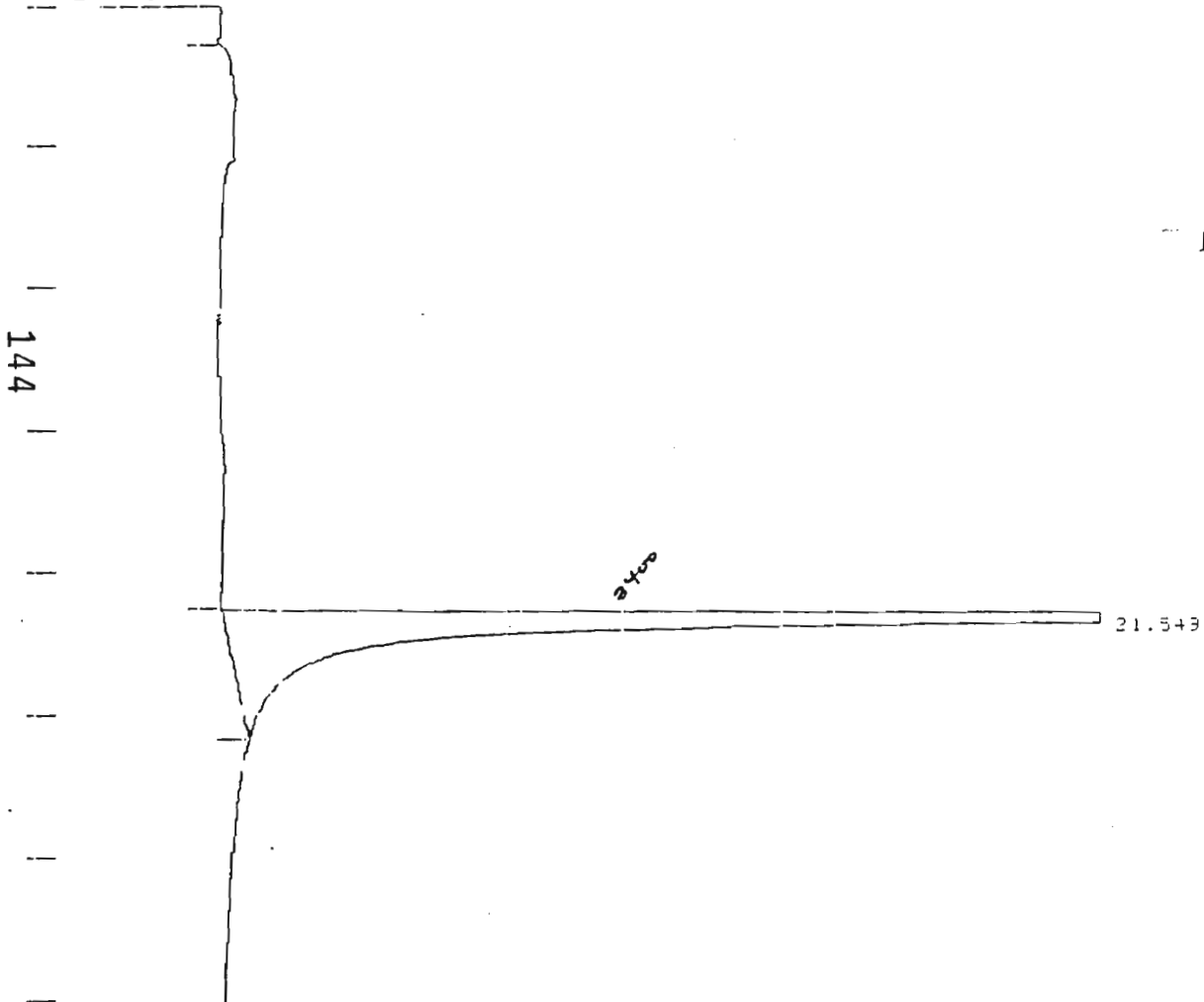
NOISE: 18.2 OFFSET: -2639

SAVED FILE: V044

ERRORS:
ADC OVERANGE

NOTES:
EPA METHOD: 601 DATA BY P+T GC/HALL 700A
USING VALCO ATOC-1-16 AUTOSAMPLER P+T
8"X1/2" GLASS INSP1000 ON 50/80 CBP
60°/4MIN 7°/MIN TO 320°/6MIN THPPROG
PR=530 SN=50 W1=20 TX=20
PURGE AND CARRIER FLOWS = 40 ML/MIN

CHART SPEED 0.5 CM/MIN
ATTEN: 64 ZERO: 10% 5 MIN/TICK



TITLE: AUTOMATED VICI/TRACOR 560/700A

5:36 11 JUL 84

CHANNEL NO: 1

SAMPLE: 5405 100UL

METHOD: A2

PEAK NO	PEAK NAME	RESULT PPB	TIME (MIN)	TIME OFFSET	AREA COUNTS	SEP CODE	W1/2 (SEC)
1		252.78	21.549		5055620	BB	14.70

TOTALS:

252.78

5055620

DETECTED PKS: 1 REJECTED PKS: 0

DIVISOR: 1.00000 MULTIPLIER: 1.00000

NOISE: 18.2 OFFSET: -2599

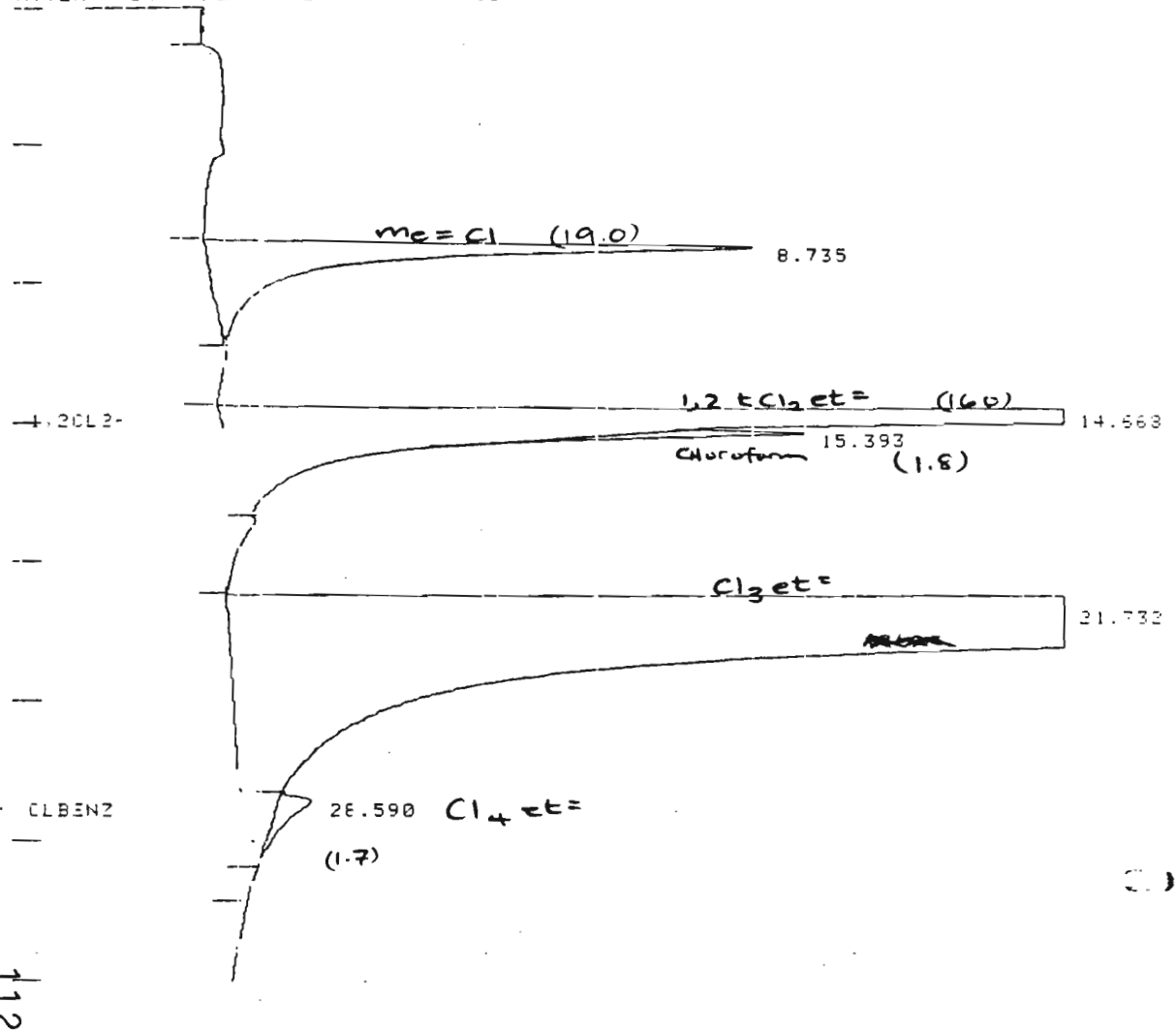
SAVED FILE: V05?

NOTES:

EPA METHOD 601 DATA BY P+T GC/HALL 700A
USING VALCO ATOC-1-16 AUTOSAMPLER P+T
8"X1/4" GLASS 1%SP1000 ON 60/80 CBP
60°/4MIN 7°/MIN TO 220°/6MIN TMPPROG
PR=500 SN=50 W1=23 T%=20
PURGE AND CARRIER FLOWS = 40 ML/MIN

601

CHART SPEED 0.5 CM/MIN
ATTEN: 64 ZERO: 10% 5 MIN/TICK



112

TITLE: AUTOMATED VIDI/TRACOR 560/700A 4:18 10 JUL 84
 CHANNEL NO: 1 SAMPLE: 5406-5ML METHOD: A2

PEAK NO	PEAK NAME	RESULT PPB	TIME (MIN)	TIME OFFSET	AREA COUNTS	SEP CODE	W1/2 (SEC)
1		76.69	8.735		1533800	BB	26.95
2	1,2-Cl2-	560.35	14.668	0.338	9601440	BV	13.85
3		7.87	15.393		157450	T	40.85
4		2751.9E	21.732		55039700	BV	39.50
5	C-BENZ	16.82	28.590	-0.010	124097	T	2128.50
TOTALS:		3413.71		0.328	1456500		

DETECTED PKGS: 5 REJECTED PKGS: 0

DIVISOR: 1.00000 MULTIPLIER: 1.00000

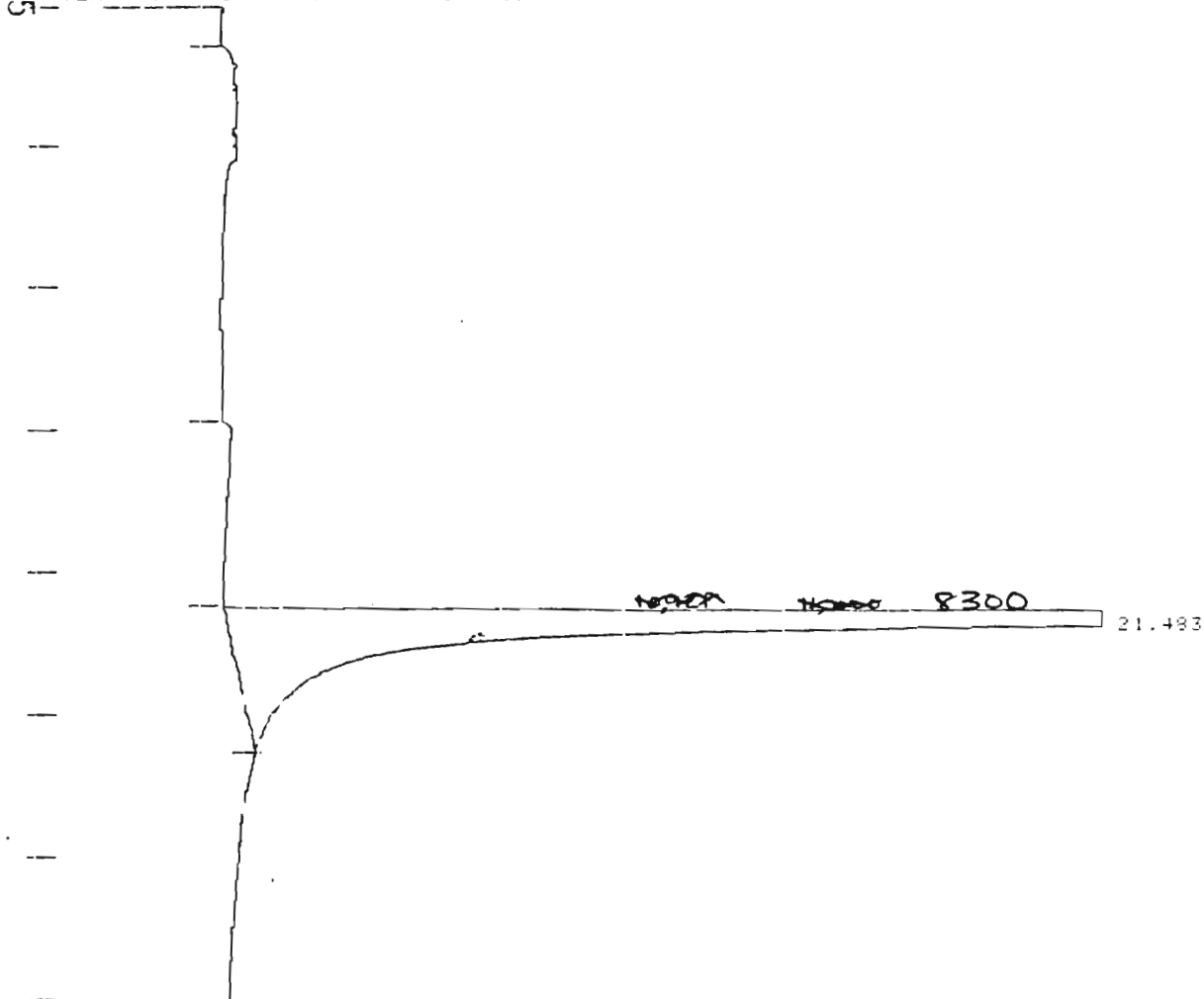
NOISE: 18.2 OFFSET: -2538

SAVED FILE: V045

ERRORS:
ADC OVERANGE

NOTES:
EPA METHOD: 601 DATA BY P+T GC/HALL 700A
USING VALCO AT02-1-16 AUTOSAMPLER P+T
8'X1/4" GLASS P&S P1000 ON 60/80 CBP
60%4MIN 2%/MIN TO 220%/6MIN IMPROG

CHART SPEED 0.5 CM/MIN
ATTEN: 64 ZERO: 10% 5 MIN/TICK



TITLE: AUTOMATED /VICI/TRACOR 560/700A 6:45 11 JUL 84
CHANNEL NO: 1 SAMPLE: 5406 100UL METHOD: A2
PEAK NO 1 RESULT 613.55 TIME (MIN) 21.483 TIME OFFSET AREA COUNTS SEP CODE W1/2 (SEC)
TOTALS: 613.55 12271000 BB 14.00
DETECTED PKS: 1 REJECTED PKS: 0
DIVISOR: 1.00000 MULTIPLIER: 1.00000
NOISE: 18.2 OFFSET: -2599
SAVED FILE: V054

NOTES:
EPA METHOD 601 DATA BY P+T GC/HALL 700A
USING VALCO AT01-1-16 AUTOSAMPLER P+T
8"X1/2" GLASS 1%SP1000 ON 60/80 CBP
60%/4MIN 1%/MIN TO 220%/6MIN TMPPROG
PR=530 SN=50 W1=20 TX=20
PURGE AND CARRIER FLOWS = 40 ML/MIN

CHART SPEED 0.5 CM/MIN
ATTEN: 64 ZERO: 10% 5 MIN/TICK



147

TITLE: AUTOMATED VIDI/TRACOR 560/700A 7:52 11 JUL 84

CHANNEL NO: 1 SAMPLE: 54070MF 5ML METHOD: A2

PEAK NO	PEAK NAME	RESULT PPB	TIME (MIN)	TIME OFFSET	AREA COUNTS	SEP CODE	W1/2 (SEC)
---------	-----------	------------	------------	-------------	-------------	----------	------------

TOTALS: 0.00 0

DETECTED PKG: 0 REJECTED PKG: 0

DIVISOR: 1.00000 MULTIPLIER: 1.00000

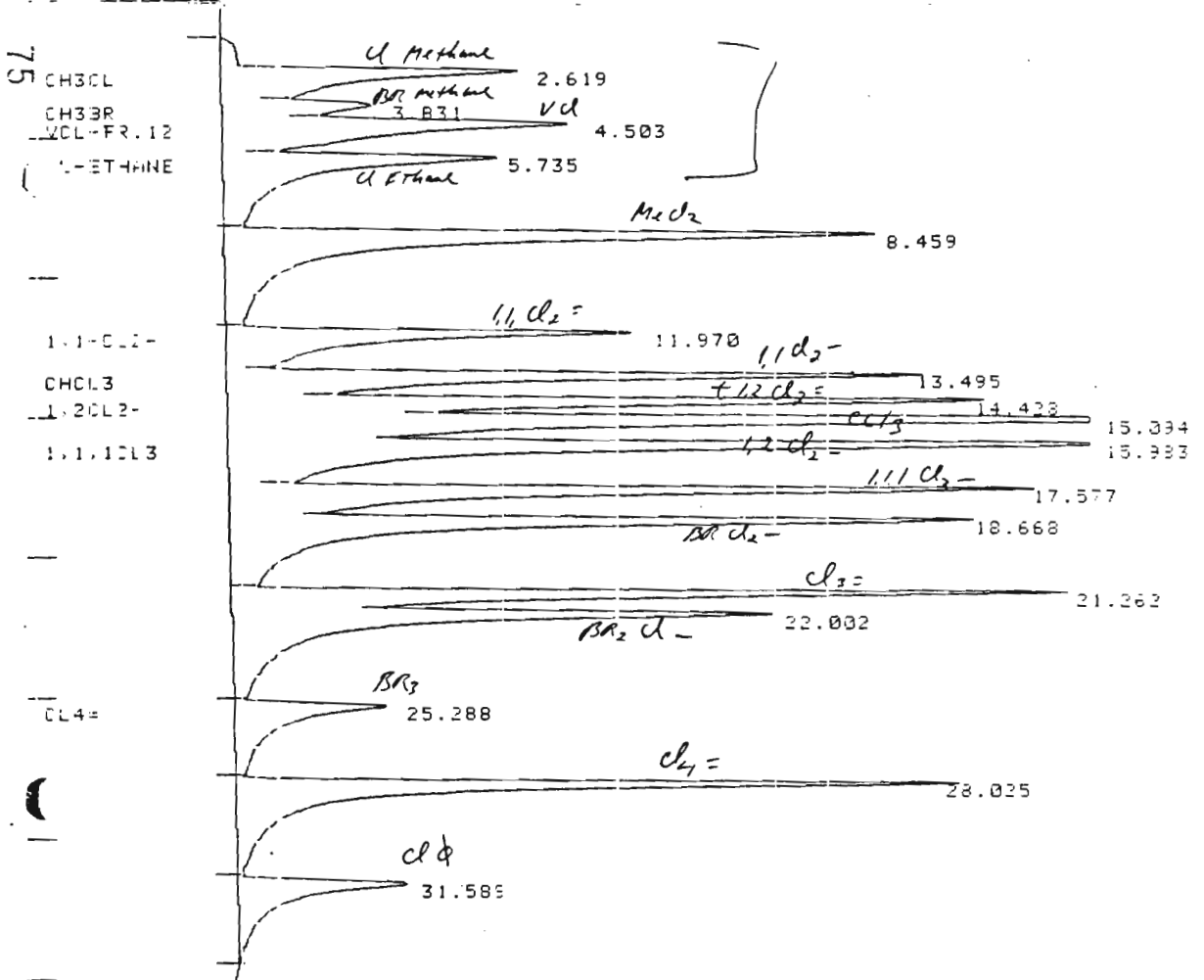
NOISE: 18.2 OFFSET: -2583

SAVED FILE: V055

ERRORS:
NO PEAKS

NOTES:
EPA METHOD 601 DATA BY P+T GC/HALL 700A
USING VALCO ATOC-1-16 AUTOSAMPLER P+T
8'X1/4" GLASS 1%SP1000 ON 60/80 CBP
60°/4MIN 7°/MIN TO 220°/6MIN THPPROG
PR=530 BN=50 W1=20 T%=20
PURGE AND CARRIER FLOWS = 40 ML/MIN

CHART SPEED 0.5 CM/MIN
 ATTEN: 64 ZFOF: 10% 5 MIN/TICK



$$Rf = \frac{[Conc] 10,000}{Area}$$

TITLE: AUTOMATED VCI/TRACEOR 560/700A 14:24 7 JUL 84

CHANNEL NO: 1 SAMPLE: 601+C TO PPB METHOD: A2

PEAK NO	PEAK NAME	RESULT PPB	TIME (MIN)	TIME OFFSET	AREA COUNTS	SEP CODE	W1/2 (SEC)
1	CH3CL	70.83	2.619	0.169	753457	BV	27.85
2	CH3BR	43.86	3.831	0.121	298456	VV	27.40
3	VCL-FR.12	80.16	4.503	-0.147	941300	VV	35.85
4	C2-ETHANE	52.80	5.735	0.165	883726	VV	31.45
5		34.76	8.459		1595280	VV	24.50
6	1,1-CL2-	55.62	11.970	-0.270	874081	VV	22.60
7	CHCL3	48.28	13.495	-0.175	1140970	VV	19.60
8	1,2CL2-	64.91	14.428	0.098	1112290	VV	20.20
9		36.05	15.054		1921090	VV	17.70
10	1,1,1CL3	109.86	15.963	0.133	1816580	VV	19.15
11		68.62	17.577		1372690	VV	19.40
12		80.75	18.668		1615710	VV	20.20
13		58.42	21.262		1168500	VV	17.65
14		57.40	22.002		1348010	VV	22.80
15	CL4	23.47	25.200	0.320	405790	VV	33.70
16		69.94	28.025		1398760	VV	19.40
17		24.24	31.589		484793	VB	33.35


TOTALS: 1100.03 0.122 19321500

DETECTED PKs: 17 REJECTED PKs: 0

ISO: 1.00000 MULTIPLIER: 1.00000

NOISE: 20.6 OFFSET: -2553

CHART SPEED 0.5 CM/MIN
 ATTEN: 64 ZERO: 10% 5 MIN/TICK



TITLE: AUTOMATED VIDI/TRACOR 560/700A 13:20 7 JUL 84

CHANNEL NO: 1 SAMPLE: 601+C 100PPB METHOD: A2

PEAK NO	PKY NAME	RESULT PPB	TIME (MIN)	TIME OFFSET	AREA COUNTS	SEP CODE	W1/2 (SEC)
1	CH3CL	231.33	2.585	0.135	3099250	BV	17.40
2	CH3BR	195.25	3.733	0.023	1328670	VV	27.90
7	VCL-FR.12	330.17	4.417	-0.233	3872200	VV	22.95
4	CL-ETHANE	224.03	5.642	0.072	3749360	VV	22.05
5		341.45	8.402		6826930	VV	19.90
6	1,1-CL2-	272.64	11.944	-0.296	4204160	VV	17.50
7	CHCL3	220.75	13.465	-0.205	5217040	VV	15.25
8	1,2CL2-	231.42	14.386	0.056	4993400	VV	15.70
9		361.11	15.060		7222200	VV	14.75
10	1,1,1CL3	334.23	15.948	0.098	6353630	VV	15.05
11		230.44	17.536		5608800	VV	15.15
12		275.35	18.615		5507080	VV	15.75
13		264.91	21.220		5296160	VV	14.05
14		216.85	21.957		4337050	VV	17.40
15	CL4=	104.42	25.212	-0.048	2205410	VV	18.55
16		284.05	28.021		5601840	VV	15.05
17		113.62	31.599		2272390	VB	23.80

TOTALS: 4452.06 -0.398 77864600


DETECTED PKS: 17 REJECTED PKS: 0

DIVISOR: 1.00000 MULTIPLIER: 1.00000

NOISE: 20.6 OFFSET: -2566

SAVED FILE: V032

CHART SPEED 0.5 CM/MIN
 ATTEN: 64 ZERO: 10% 5 MIN/TICK



TITLE: AUTOMATED /101/TFACOR 560/700A 19:11 9 JUL 94

(CHANNEL NO: 1 SAMPLE: 601-C-50PPB METHOD: A2

PEAK NO	PEAK NAME	RESULT FACTOR	TIME (MIN)	TIME OFFSET	AREA COUNTS	SEP CODE	W1/2 (SEC)
1	CH3CL	11.97070	2.641	0.191	1344920	VV	22.05
2	CH3BR	33.34110	3.852	0.142	514919	VV	24.30
3	VCL-FR.12	11.35620	4.563	-0.067	1761160	VV	30.55
4	CL-ETHANE	9.526860	5.864	0.294	2099330	VV	27.90
5			8.670		4065130	VV	21.70
6	1,1-CL2-	11.10780	12.235	-0.005	2367710	VV	22.45
7	CHCL3	8.526010	13.746	0.076	2851270	VV	17.20
8	1,2-CL2-	9.433640	14.678	0.348	2722170	VV	18.35
9			15.336		4372960	VV	15.95
10	1,1,1CL3	5.898580	16.231	0.381	3927090	VV	15.75
11			17.816		2928200	VV	16.25
12	CL3=	7.547540	18.902	-0.198	3354070	VV	16.90
13			21.512		3021290	VV	15.40
14			22.250		2809650	VV	20.00
15	CL4=	13.07860	25.536	0.276	1341820	VV	23.60
16	CLBENZ	7.340020	28.330	-0.270	3554490	VV	16.45
17			32.009		1284090	VB	26.25

TOTALS: 1.168 44320300


DETECTED PKS: 18 REJECTED PKS: 1

AMT STD: 50.0000

ISE: 18.2 OFFSET: -2601

141

CHART SPEED 0.5 CM/MIN
ATTEN: 64 ZERO: 10% 5 MIN/TICK



TITLE: AUTOMATED /ICI/TRACOR 560/700A 3:09 11 JUL 84

CHANNEL NO: 1 SAMPLE: 601-C-50PPB METHOD: A2

PEAK NO	PEAK NAME	RESULT FACTOR	TIME (MIN)	TIME OFFSET	AREA COUNTS	SEP CODE	W1/2 (SEC)
1	CH3CL	13.34840	2.639	0.189	1090020	BV	23.60
2	CH3BR	41.06560	3.877	0.167	487026	VV	21.10
3	VCL-FR.12	12.31040	4.640	-0.010	1665220	VV	28.55
4			5.985		1649410	VV	27.70
5			8.821		3144970	VV	23.40
6	1,1-DL2-	14.15670	12.396	0.156	1857770	VV	20.35
7	CHCL3	13.36240	13.907	0.237	2415920	VV	17.60
8			14.844		2313160	VV	18.70
9	1,1,1CL3	6.022780	15.500	-0.350	3839590	VV	16.30
10	CCL4	0.000000	16.393	-0.287	3464550	VV	16.90
11			17.974		2729250	VV	17.35
12	CL3=	8.396050	19.072	-0.028	3015110	VV	17.95
13			21.675		3702360	VV	15.40
14	CHBR3	9.434970	22.425	-0.305	2500800	VV	21.40
15			25.746		944906	VV	32.80
16	CLBENZ	9.312650	28.519	-0.081	2801560	VV	17.05
17			32.294		940121	VB	31.90

142

TOTALS: -0.312 38561700

DETECTED PKS: 17 REJECTED PKS: 0

AMT STD: 50.0000

NOISE: 18.2 OFFSET: -2645

CHART SPEED 0.5 CM/MIN
ATTEN: 64 ZERO: 10% 5 MIN/TICK



74 TITLE: AUTOMATED MICI/TRACOR 560/700A 23:13 7 JUN 84

CHANNEL NO: 1 SAMPLE: H2O BLK METHOD: A2

PEAK NO	PEAK NAME	RESULT PPB	TIME (MIN)	T. ME OFFSET	AREA COUNTS	SEP CODE	W1/2 (SEC)
TOTALS: 0.00 0							

DETECTED PKGS: 0 REJECTED PKGS: 0

DIVISOR: 1.00000 MULTIPLIER: 1.00000

NOISE: 18.2 OFFSET: -2658

SAVED FILE: V011

JOBS:
NO PEAKS

NOTES:
EPA METHOD 601 DATA BY P+T GC/HALL 700A
USING VALCO ATOC-1-16 AUTOSAMPLER P+T
8"x1/4" GLASS INSP1000 ON 60/80 CBP
60%/4MIN 7%/MIN TO 220%/6MIN TMPPROG
PR=520 SN=50 W1=20 TX=20
PURGE AND CARRIER FLOWS = 40 ML/MIN

CHART SPEED 0.5 CM/MIN
PEN: 64 ZERO: 10% 5 MIN/TICK

84

TITLE: AUTOMATED VIDI/TRACEOR 560/700A

6:28 8 JUN 84

CHANNEL NO: 1

SAMPLE: AIR *BLANK*

METHOD: A2

PEAK NO	PEAK NAME	RESULT PPB	TIME (MIN)	TIME OFFSET	AREA COUNTS	SEP CODE	W1/2 (SEC)
---------	-----------	------------	------------	-------------	-------------	----------	------------

TOTALS: 0.00 0

DETECTED PKGS: 0 REJECTED PKGS: 0

DIVISOR: 1.00000 MULTIPLIER: 1.00000

BASE: 18.2 OFFSET: -2575

SAVED FILE: V004


ERRORS:
NO PEAKS

NOTES:

EPA METHOD 601 DATA BY P+T GC/HALL 700A
USING VALCO AT01-1-16 AUTOSAMPLER P+T
8"X1/4" GLASS 1%SP1000 ON 60/80 CBP
60°/4MIN 7°/MIN TO 220°/6MIN TMRPROG
PR=530 SN=50 W1=20 T%=20
PURGE AND CARRIER FLOWS = 40 ML/MIN

CHART SPEED 0.5 CM MIN
ATTEN: 64 ZERO: 10% 5 MIN/TICK

105



TITLE: AUTODATED 7101/TFACOR 560-700A

6:37 9 JUN 84

CHANNEL NO: 1

SAMPLE: *BLANK*

METHOD: M2

PEAK NO	PEAK NAME	RESULT PRB	TIME (MIN)	TIME OFFSET	AREA COUNTS	SEP CODE	W112 (SEC)
---------	-----------	------------	------------	-------------	-------------	----------	------------

TOTALS: 0.00 0

DETECTED PLS: 0 REJECTED PLS: 0

W150P: 1.00000 MULTIPLIER: 1.00000

NOISE: 18.2 OFFSET: -2549

SAVED FILE: V012

EPPOPS:
401 POWER FAIL
NO PENCILS

106

NOTES:
EPA METHOD 601 DATA BY P+T GC/HALL 700A
USING VALCO HT01-1-16 AUTOSAMPLER P+T
8"X1/2" GLASS 1/8" ID ON 50'80' CBP
60°/4MIN 7°/MIN TO 220°/6MIN TMP/PROG
PR=530 SN=50 W1=20 TX=20
PURGE AND CARRIER FLOWS = 40 ML/MIN

205 Alewife Brook Parkway
Cambridge, Massachusetts 02138
(617) 661-3111

RECEIVED

AUG 15 1984

D. W. MAGEE

August 9, 1984

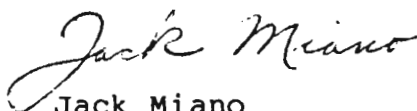
Dr. D.W. Magee
General Electric
Building 300 - First Floor
Nott Street Plant
Schenectady, NY 12345

Dear Wally:

Enclosed please find the results for the seven samples received on 7/9/84, and analyzed for volatile organic compounds using the EPA 601 Method.

If you have any questions, please do not hesitate to call me.

Sincerely,



Jack Miano
Analytical Chemist
VOA Laboratory

JM:sm
Encl.

CLIENT General Electric
CLIENT ID A110 / DGC 13
ERCO ID 5460
SAMPLE RECEIVED 7/9/84
ANALYSIS COMPLETED 7/12/84
RESULTS IN ug/L (ppb)

ERCO / ENERGY RESOURCES CO. INC.

VOLATILE COMPOUNDS

EPA 601 METHOD

45V	Chloromethane	ND
46V	Bromomethane	ND
88V	Vinyl chloride	ND
16V	Chloroethane	ND
44V	Methylene chloride	ND
29V	1,1-dichloroethylene	ND
13V	1,1-dichloroethane	ND
30V	1,2-trans-dichloroethylene	ND
23V	Chloroform	ND
10V	1,2-dichloroethane	ND
11V	1,1,1-trichloroethane	ND
6V	Carbon tetrachloride	ND
48V	Bromodichloromethane	ND
32V	1,2-dichloropropane	ND
33V	Trans-1,3-dichloropropylene	ND
87V	Trichloroethylene	ND
51V	Dibromochloromethane	ND
33V	Cis-1,3-dichloropropylene	ND
14V	1,1,2-trichloroethane	ND
47V	Bromoform	ND
15V	1,1,2,2-tetrachloroethane	ND
85V	Tetrachloroethylene	ND
7V	Chlorobenzene	ND
19V	2-chloroethyl vinyl ether	ND

ND = Not detected above the average reporting limit
of 1.0.

Reported by: JFM
Checked by: AS

CLIENT General Electric
CLIENT ID A111 / DGC 105
ERCO ID 5461
SAMPLE RECEIVED 7/9/84
ANALYSIS COMPLETED 7/12/84
RESULTS IN ug/L (ppb)

ERCO / ENERGY RESOURCES CO. INC.

VOLATILE COMPOUNDS

EPA 601 METHOD

45V	Chloromethane	ND
46V	Bromomethane	ND
88V	Vinyl chloride	ND
16V	Chloroethane	ND
44V	Methylene chloride	ND
29V	1,1-dichloroethylene	ND
13V	1,1-dichloroethane	ND
30V	1,2-trans-dichloroethylene	ND
23V	Chloroform	ND
10V	1,2-dichloroethane	ND
11V	1,1,1-trichloroethane	ND
6V	Carbon tetrachloride	ND
48V	Bromodichloromethane	ND
32V	1,2-dichloropropane	ND
33V	Trans-1,3-dichloropropylene	ND
87V	Trichloroethylene -----	110
51V	Dibromochloromethane	ND
33V	Cis-1,3-dichloropropylene	ND
14V	1,1,2-trichloroethane	ND
47V	Bromoform	ND
15V	1,1,2,2-tetrachloroethane	ND
85V	Tetrachloroethylene	ND
7V	Chlorobenzene	ND
19V	2-chloroethyl vinyl ether	ND

ND = Not detected above the average reporting limit
of 1.0.

Reported by: JFM
Checked by: NS

CLIENT General Electric
CLIENT ID A112 / DGC 101
ERCO ID 5462
SAMPLE RECEIVED 7/9/84
ANALYSIS COMPLETED 7/18/84
RESULTS IN ug/L (ppb)

ERCO / ENERGY RESOURCES CO. INC.

VOLATILE COMPOUNDS

EPA 601 METHOD

45V	Chloromethane	ND
46V	Bromomethane	ND
88V	Vinyl chloride	ND
16V	Chloroethane	ND
44V	Methylene chloride	ND
29V	1,1-dichloroethylene	ND
13V	1,1-dichloroethane	ND
30V	1,2-trans-dichloroethylene -----	81
23V	Chloroform	ND
10V	1,2-dichloroethane	ND
11V	1,1,1-trichloroethane	ND
6V	Carbon tetrachloride	ND
48V	Bromodichloromethane	ND
32V	1,2-dichloropropane	ND
33V	Trans-1,3-dichloropropylene	ND
87V	Trichloroethylene -----	700
51V	Dibromochloromethane	ND
33V	Cis-1,3-dichloropropylene	ND
14V	1,1,2-trichloroethane	ND
47V	Bromoform	ND
15V	1,1,2,2-tetrachloroethane	ND
85V	Tetrachloroethylene	ND
7V	Chlorobenzene	ND
19V	2-chloroethyl vinyl ether	ND

ND = Not detected above the average reporting limit
of 1.0.

Reported by: JFM
Checked by: NS

CLIENT General Electric
 CLIENT ID A113 / DGC 10 D
 ERCO ID 5463
 SAMPLE RECEIVED 7/9/84
 ANALYSIS COMPLETED 7/18/84
 RESULTS IN ug/L (ppb)

ERCO / ENERGY RESOURCES CO. INC.

VOLATILE COMPOUNDS

EPA 601 METHOD

45V	Chloromethane	ND
46V	Bromomethane	ND
88V	Vinyl chloride	ND
16V	Chloroethane	ND
44V	Methylene chloride	ND
29V	1,1-dichloroethylene	ND
13V	1,1-dichloroethane	ND
30V	1,2-trans-dichloroethylene -----	*
23V	Chloroform	ND
10V	1,2-dichloroethane	ND
11V	1,1,1-trichloroethane	ND
6V	Carbon tetrachloride	ND
48V	Bromodichloromethane	ND
32V	1,2-dichloropropane	ND
33V	Trans-1,3-dichloropropylene	ND
87V	Trichloroethylene -----	81
51V	Dibromochloromethane	ND
33V	Cis-1,3-dichloropropylene	ND
14V	1,1,2-trichloroethane	ND
47V	Bromoform	ND
15V	1,1,2,2-tetrachloroethane	ND
85V	Tetrachloroethylene	ND
7V	Chlorobenzene	ND
19V	2-chloroethyl vinyl ether	ND

ND = Not detected above the average reporting limit of 1.0.

Reported by: JFM
 Checked by: JVS

*Trace concentrations detected below the average reporting limit.

CLIENT General Electric
CLIENT ID A114 / DGC 9 I
ERCO ID 5464
SAMPLE RECEIVED 7/9/84
ANALYSIS COMPLETED 7/12/84
RESULTS IN ug/L (ppb)

ERCO / ENERGY RESOURCES CO. INC.

VOLATILE COMPOUNDS

EPA 601 METHOD

45V	Chloromethane	ND
46V	Bromomethane	ND
88V	Vinyl chloride	ND
16V	Chloroethane	ND
44V	Methylene chloride	ND
29V	1,1-dichloroethylene	ND
13V	1,1-dichloroethane	ND
30V	1,2-trans-dichloroethylene	ND
23V	Chloroform	ND
10V	1,2-dichloroethane	ND
11V	1,1,1-trichloroethane	ND
6V	Carbon tetrachloride	ND
48V	Bromodichloromethane	ND
32V	1,2-dichloropropane	ND
33V	Trans-1,3-dichloropropylene	ND
87V	Trichloroethylene -----	47
51V	Dibromochloromethane	ND
33V	Cis-1,3-dichloropropylene	ND
14V	1,1,2-trichloroethane	ND
47V	Bromoform	ND
15V	1,1,2,2-tetrachloroethane	ND
85V	Tetrachloroethylene	ND
7V	Chlorobenzene	ND
19V	2-chloroethyl vinyl ether	ND

ND = Not detected above the average reporting limit
of 1.0.

Reported by: JFM
Checked by: JS

CLIENT General Electric
CLIENT ID A115 / DGC 9D
ERCO ID 5465
SAMPLE RECEIVED 7/9/84
ANALYSIS COMPLETED 7/18/84
RESULTS IN ug/L (ppb)

ERCO / ENERGY RESOURCES CO. INC.

VOLATILE COMPOUNDS

EPA 601 METHOD

45V	Chloromethane	ND
46V	Bromomethane	ND
88V	Vinyl chloride	ND
16V	Chloroethane	ND
44V	Methylene chloride	ND
29V	1,1-dichloroethylene	ND
13V	1,1-dichloroethane	ND
30V	1,2-trans-dichloroethylene -----	460
23V	Chloroform	ND
10V	1,2-dichloroethane	ND
11V	1,1,1-trichloroethane	ND
6V	Carbon tetrachloride	ND
48V	Bromodichloromethane	ND
32V	1,2-dichloropropane	ND
33V	Trans-1,3-dichloropropylene	ND
87V	Trichloroethylene -----	1300
51V	Dibromochloromethane	ND
33V	Cis-1,3-dichloropropylene	ND
14V	1,1,2-trichloroethane	ND
47V	Bromoform	ND
15V	1,1,2,2-tetrachloroethane	ND
85V	Tetrachloroethylene	ND
7V	Chlorobenzene	ND
19V	2-chloroethyl vinyl ether	ND

ND = Not detected above the average reporting limit of 1.0.

Reported by: JFM
Checked by: VS

CLIENT General Electric
CLIENT ID A117 / DGC 3D
ERCO ID 5466
SAMPLE RECEIVED 7/9/84
ANALYSIS COMPLETED 7/18/84
RESULTS IN ug/L (ppb)

ERCO / ENERGY RESOURCES CO. INC.

VOLATILE COMPOUNDS

EPA 601 METHOD

45V	Chloromethane	ND
46V	Bromomethane	ND
88V	Vinyl chloride	ND
16V	Chloroethane	ND
44V	Methylene chloride -----	6.5
29V	1,1-dichloroethylene	ND
13V	1,1-dichloroethane	ND
30V	1,2-trans-dichloroethylene -----	6.6
23V	Chloroform -----	3.6
10V	1,2-dichloroethane	ND
11V	1,1,1-trichloroethane	ND
6V	Carbon tetrachloride	ND
48V	Bromodichloromethane	ND
32V	1,2-dichloropropane	ND
33V	Trans-1,3-dichloropropylene	ND
87V	Trichloroethylene -----	1400
51V	Dibromochloromethane	ND
33V	Cis-1,3-dichloropropylene	ND
14V	1,1,2-trichloroethane	ND
47V	Bromoform	ND
15V	1,1,2,2-tetrachloroethane	ND
85V	Tetrachloroethylene	ND
7V	Chlorobenzene	ND
19V	2-chloroethyl vinyl ether	ND

ND = Not detected above the average reporting limit
of 1.0.

Reported by: JFM
Checked by: NS

CHART SPEED 0.5 CM/MIN
ATTEN: 64 ZERO: 10% 5 MIN/TICK

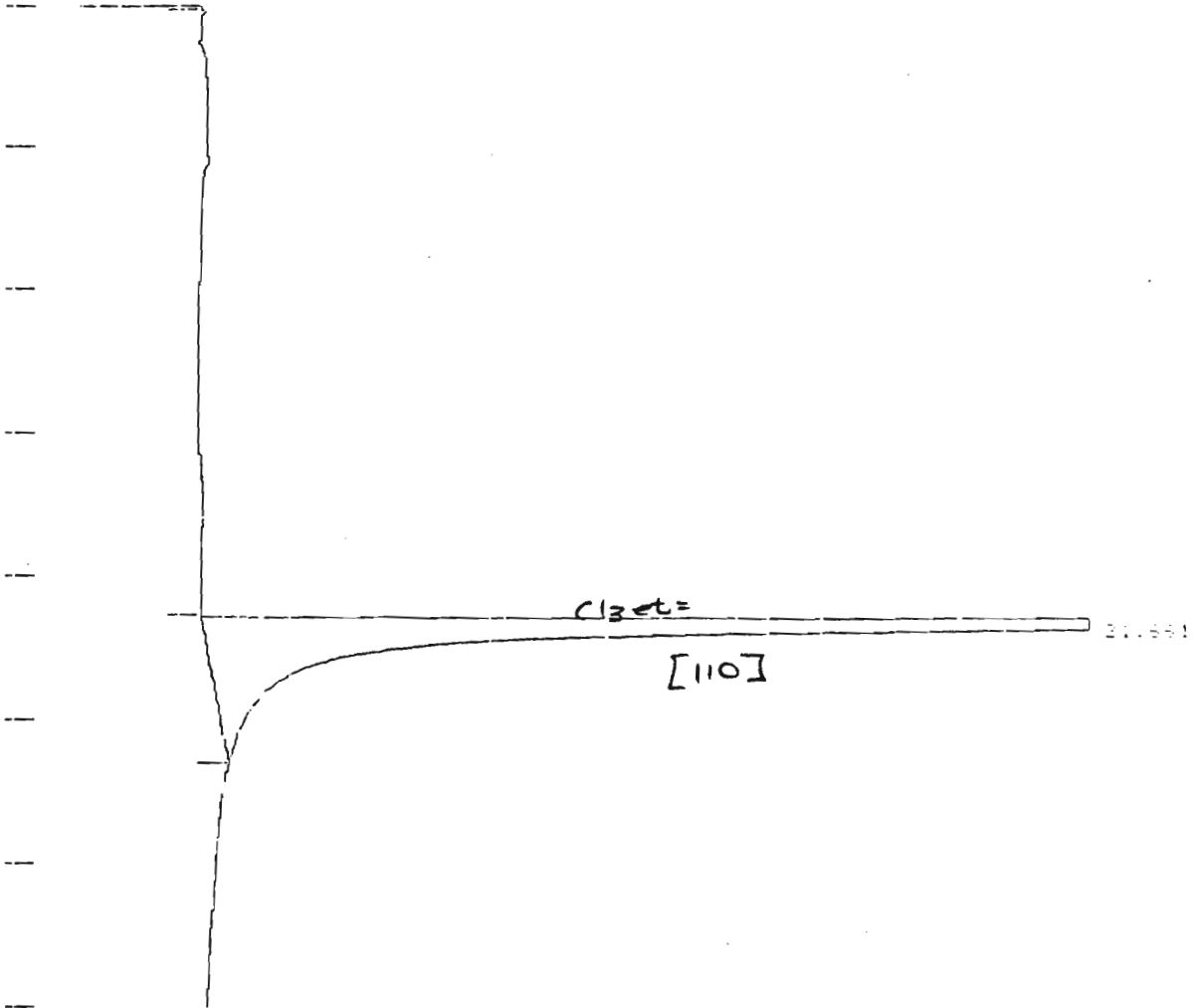


TITLE: AUTOMATED MID/TRACE 560/700A 2:42 12 JUL 84
CHANNEL NO: 1 SAMPLE: 5450 5ML METHOD: A2
PEAK NO PEAK NAME RESULT TIME (MIN) TIME OFFSET AREA COUNTS SEP CODE W1/2 (SEC)
TOTALS: 0.00 0
DETECTED PKGS: 0 REJECTED PKGS: 0
DIVISOR: 1.00000 MULTIPLIER: 1.00000
NOISE: 18.2 OFFSET: -2625
SAVED FILE: V001

99 ERRORS:
NO PEAKS

NOTES:
EPA METHOD 601 DATA BY P+T GC/HALL 700A
USING VALCO ATOC-1-16 AUTOSAMPLER P+T
8"X1/4" GLASS 1%SP1000 ON 60/80 CBP
60°/4MIN 7°/MIN TO 220°/6MIN THPPROG
PR=520 SN=50 XI=20 TX=20
PURGE AND CARRIER FLOWS = 40 ML/MIN

CHART SPEED 0.5 IN/MIN
 ATTEN: 64 DEF 10% 5 MIN/TICK



07

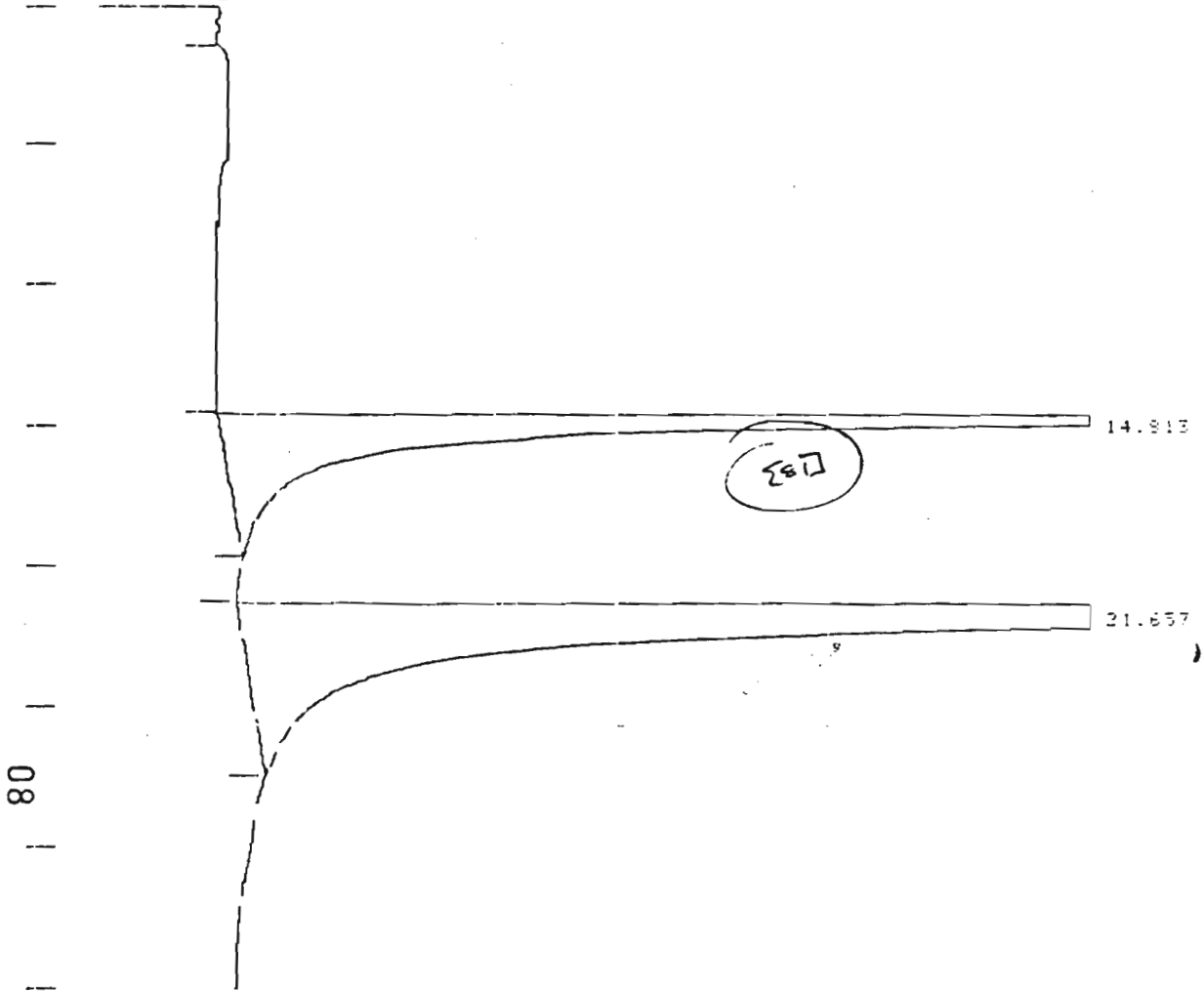
TITLE: AUTOSAMPLER (10) TRACOR 560 700A 4:01 13 JUL 84
 CHANNEL NO: 1 SAMPLE: 5461 SNL METHOD: AD

PEAK NO	RET TIME	RESULT	TIME (MIN)	TIME OFFSET	AREA COUNTS	SEP CODE	WLS
1		296.61	21.661	<i>Rf = .184</i>	5932140	BB	14.25
TOTALS:		296.61			5932140		

DETECTED PIS: 1 REJECTED PIS: 0
 DIVISOR: 1.00000 MULTIPLIER: 1.00000
 NOISE: 18.2 OFFSET: -2639
 SAVED FILE: V063

NOTES:
 EPA METHOD: 801 DATA BY P+T GO/HALL 700A
 USING VALCO A100-1-16 AUTOSAMPLER P+T
 8'X17" GLASS 150P1000 ON 50/60 CBP
 60°C/4MIN 7°C/MIN TO 220°C/6MIN TRPPFG
 PP=50 SN=50 MI=20 T%=20
 PURGE AND CARRIER FLOWS = 40 ML/MIN

CHART SPEED 0.5 CM/MIN
 ATTEN: 64 ZERO: 10% 5 MIN/TICK



TITLE: AUTOMATED MIDI/TRACE 560/700A

5:16 12 JUL 84

(CHANNEL NO: 1

SAMPLE: 5462 5ML

METHOD: A2

PEAK NO	PEAK NAME	RESULT PPB	TIME (MIN)	TIME OFFSET	AREA COUNTS	SEP CODE	W1/2 (SEC)
1		228.15	14.813	0.177	4563780	BB	16.45
2		1468.80	21.657	0.177	29376100	BB	22.90

TOTALS: 1696.99 33935900

DETECTED PKs: 2 REJECTED PKs: 0

DIVISOR: 1.00000 MULTIPLIER: 1.00000

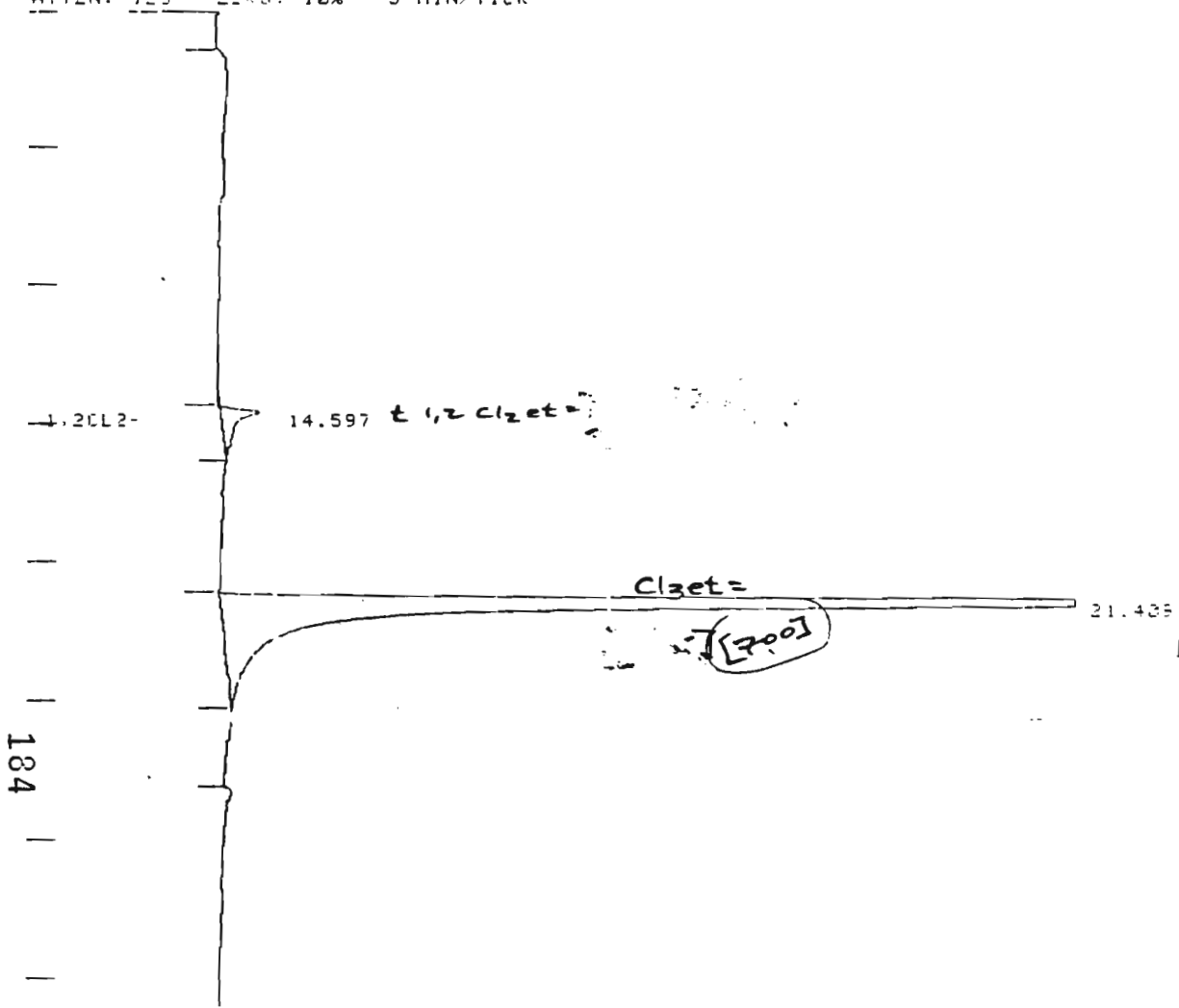
NOISE: 18.2 OFFSET: -2606

SAVED FILE: V063

ERRORS:
 ADC OVERRANGE

NOTES:
 EPA METHOD 601 DATA BY P+T GC/HALL 700A
 USING VALCO AT01-1-16 AUTOSAMPLER P+T
 8'X1/4" GLASS 1%SP1000 ON 60/80 CBP
 60°/4MIN 7°/MIN TO 220°/6MIN TMPPROG
 PR=530 SN=50 W1=20 TX=20
 PURGE AND CARRIER FLOWS = 40 ML/MIN

CHART SPEED 0.5 CM/MIN
 ATTEN: 123 ZERO: 10% 5 MIN/TICK



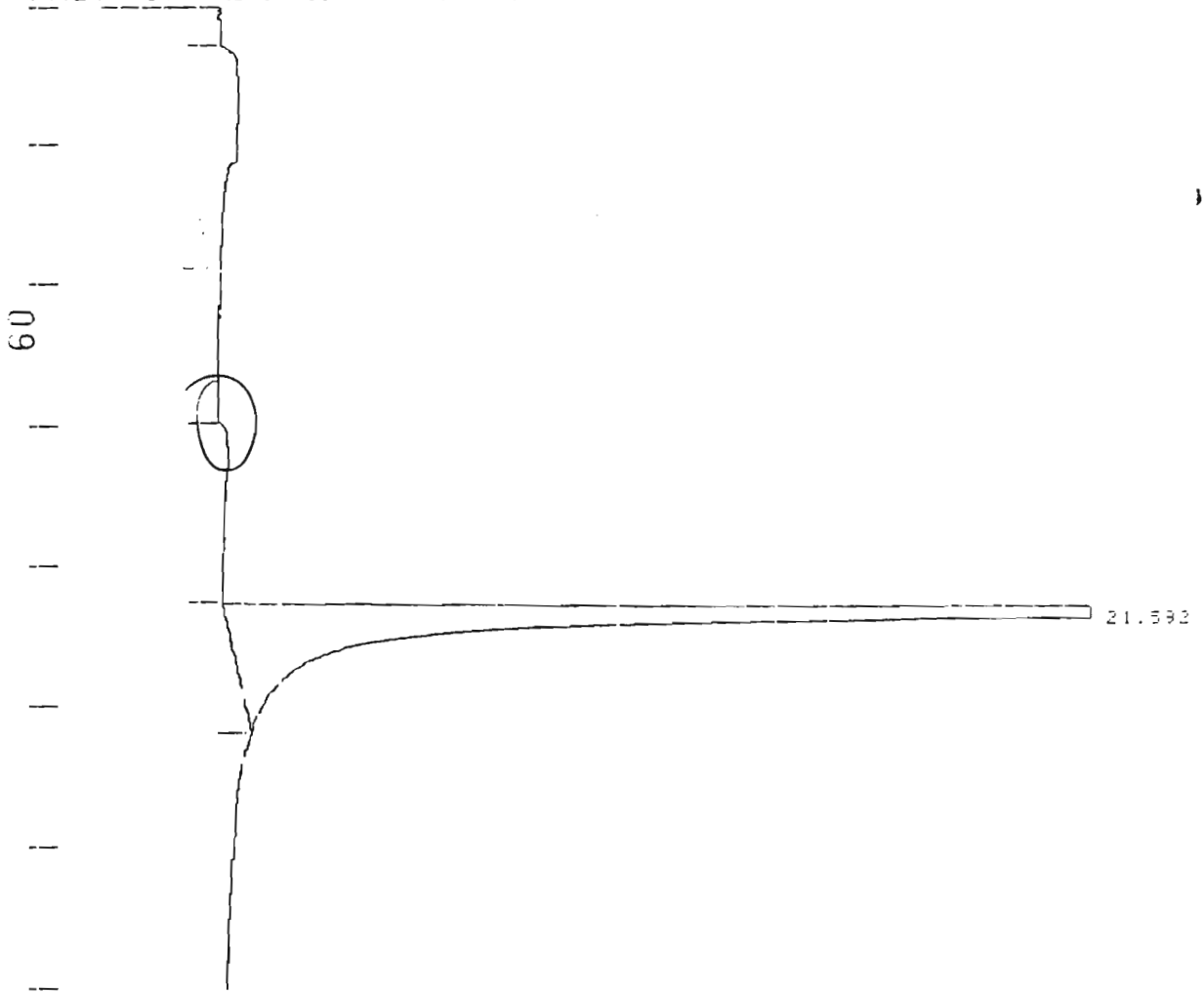
TITLE: AUTOMATED VIDI/TRACEOR 560/700A 20:27 18 JUL 84
 CHANNEL NO: 1 SAMPLE: 5452-500UL METHOD: A2

PEAK NO	PEAK NAME	RESULT PPB	TIME (MIN)	TIME OFFSET	AREA COUNTS	SEP CODE	W1/2 (SEC)
1	1.20L2-	8.95	14.597	0.177 .126	183273	BB	26.35
2		291.04	21.489	0.177 .178	220830	BB	15.45
TOTALS:		299.99		0.177	6004103		

DETECTED PKS: 2 REJECTED PKS: 0
 DIVISOR: 1.00000 MULTIPLIER: 1.00000
 NOISE: 31.6 OFFSET: -2546
 SAVED FILE: V032

NOTES:
 EPA METHOD 601 DATA BY P+T GC/HALL 700A
 USING VALCO 4100-1-16 AUTOSAMPLER P+T
 8" BY 1/4" GLASS 1XSP1000 JN 60/80 CP-II
 60°/4 MIN 8°/MIN TO 220°/4 MIN TEMP PROG
 PR=530% SH=15, HI=20, TX=20
 PURGE AND CARRIER FLOWS = 40 ML/MIN

CHART SPEED 0.5 CM/MIN
ATTEN: 64 ZERO: 10% 5 MIN/TICK



TITLE: AUTOMATED MICRACOR 560-700A 6:30 12 JUL 84

CHANNEL NO: 1 SAMPLE: 5463 5ML METHOD: A2

PEAK NO	PEAK NAME	RESULT PPB	TIME (MIN)	TIME OFFSET	AREA COUNTS	SEP CODE	W1/2 (SEC)
1		314.83	21.592		6296530	BB	14.10

TOTALS: 314.83 6296530

DETECTED PKS: 1 REJECTED PKS: 0

DIVISOR: 1.00000 MULTIPLIER: 1.00000

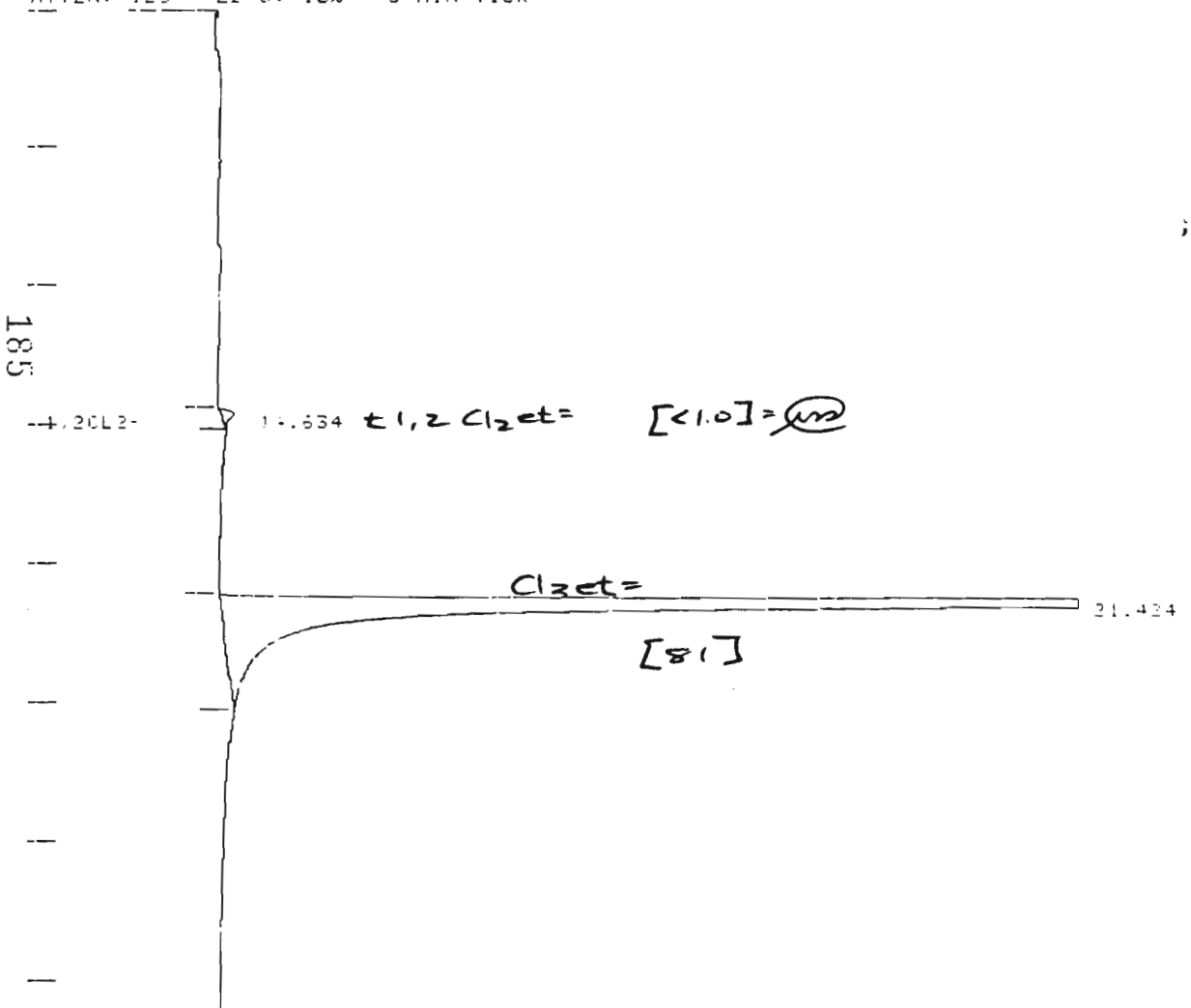
NOISE: 10.2 OFFSET: -2572

SAVED FILE: V064

NOTES:

EPA METHOD 601 DATA BY P+T GC/HALL 700A
USING VALCO ATOC-1-16 AUTOSAMPLER P+T
8'X1/4" GLASS P&S P1000 ON 60/80 CBP
60%/4MIN 7%/MIN TO 220%/6MIN TMPROG
PR=530 SN=50 W1=20 T%=20
PURGE AND CARRIER FLOWS = 40 ML/MIN

CHART SPEED 0.5 CM/MIN
 ATTEN: 123 ZEFQ: 10% 5 MIN/TICK



TITLE: AUTOMATED MIDI/TRACOR 560/700A 21:33 18 JUL 84

CHANNEL NO: 1 SAMPLE: 5453-5ML METHOD: R2

PEAK NO	PEAK NAME	RESULT PPB	TIME (MIN)	TIME OFFSET	AREA COUNTS	SEP CODE	W1/2 (SEC)
1	1.2012-	2.01	14.634	0.2014	41191	BB	17.70
2		335.63	21.424	1.21	6712620	BB	15.35
TOTALS:		337.64		0.214	6753810		

DETECTED PKs: 2 REJECTED PKs: 0

DIVISOR: 1.00000 MULTIPLIER: 1.00000

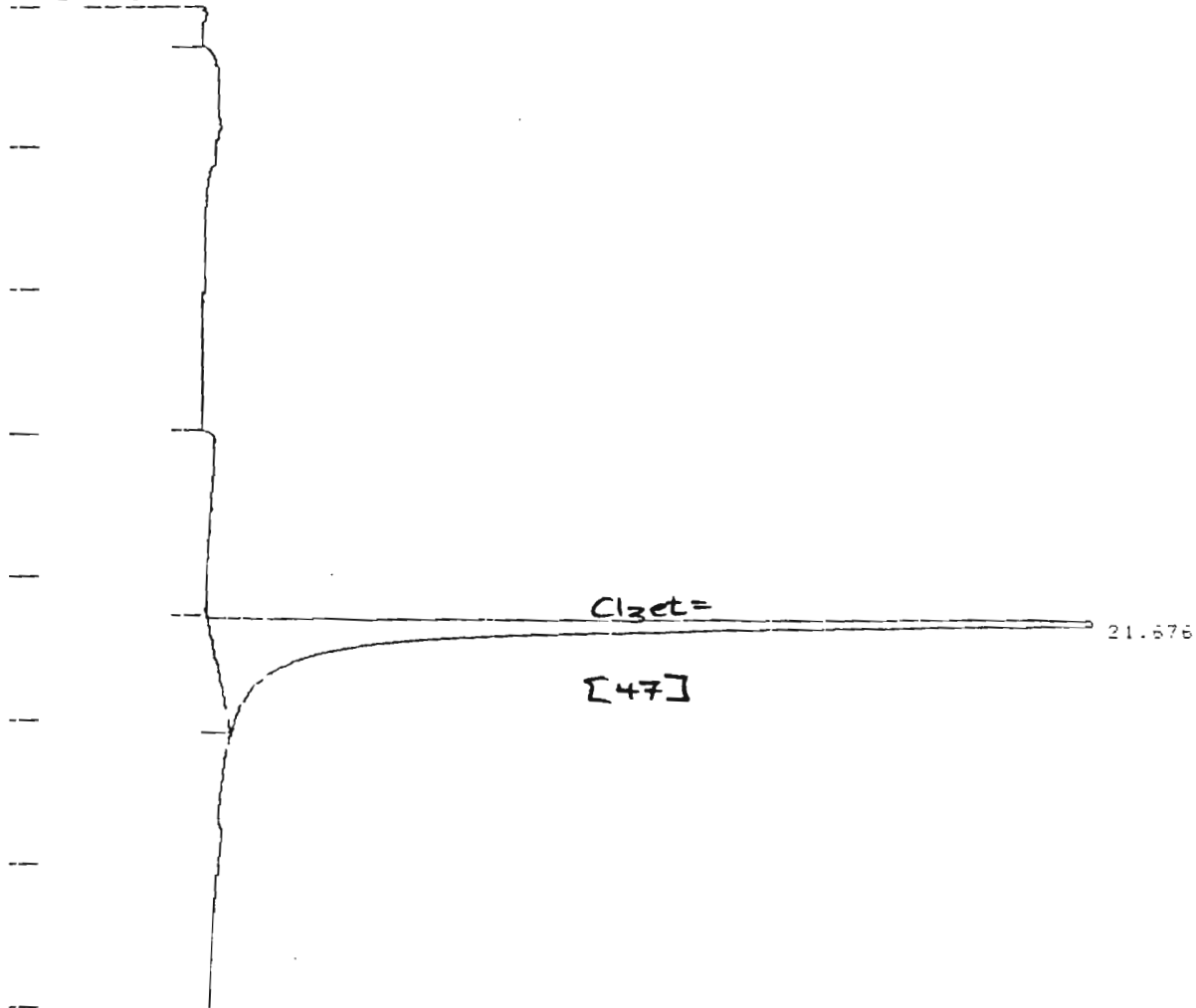
NOISE: 31.6 OFFSET: -2598

SAVED FILE: V033

NOTES:

EPA METHOD 601 DATA BY P+T GC/HALL 700A
 USING VALCO A100-1-16 AUTOSAMPLER P+T
 8' BY 1/4" GLASS 1%SP1000 ON 60/80 CP-B
 60%/4 MIN 8%/MIN TO 220%/4 MIN TEMP PROG
 PR=530, SR=15, RI=20, TX=20
 PURGE AND CARRIER FLOWS = 40 ML/MIN

10
 CHART SPEED 0.5 CM/MIN
 ATTEN: 64 ZERO: 10% 5 MIN/TICK



TITLE: AUTOMATED /101/TRACDR 560/700A 7:45 12 JUL 84
 CHANNEL NO: 1 SAMPLE: 5464 5ML METHOD: A2

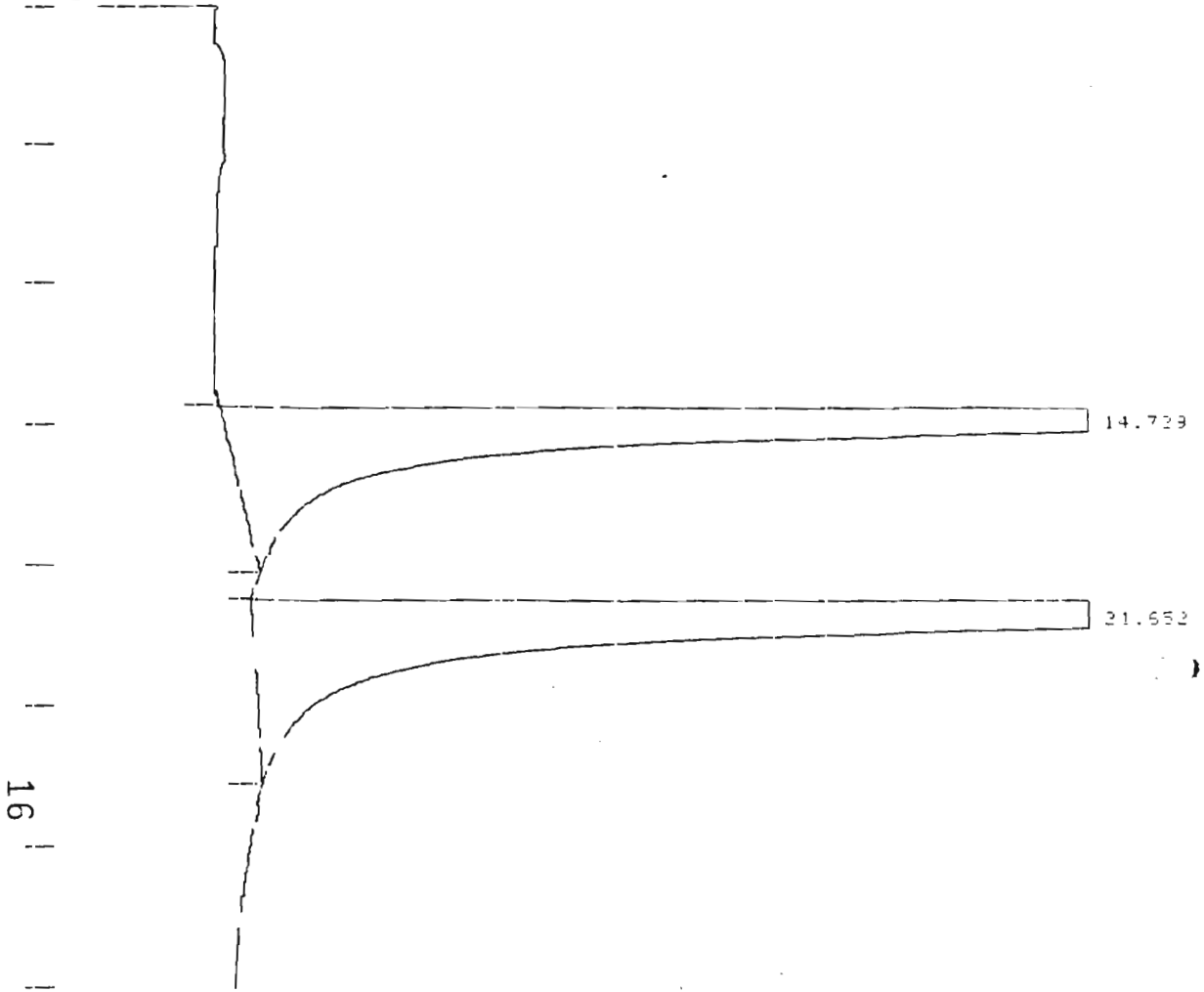
PEAK NO	PEAK NAME	RESULT	TIME (MIN)	TIME OFFSET	AREA COUNTS	SEP CODE	W1/2 (SEC)
1		128.29	21.676	1.154	2565860	BB	16.40
TOTALS:		128.29			2565860		

DETECTED PKS: 1 REJECTED PKS: 0
 DIVISOR: 1.00000 MULTIPLIER: 1.00000
 NOISE: 18.2 OFFSET: -2591

11 SAVED FILE: V06E

NOTES:
 EPA M1401 601 DATA BY P+T GC/HALL 700A
 USING VALCO AT01-1-16 AUTOSAMPLER P+T
 8"X1/2" GLASS JXSP1000 ON 60/80 CBP
 60°/4MIN 7°/MIN TO 220°/6MIN TMP/PROG
 PR=530 SN=50 WJ=20 TX=20
 PURGE AND CARRIER FLOWS = 40 ML/MIN

CHART SPEED 0.5 CM/MIN
ATTEN: 64 ZERO: 10% 5 MIN/TICK



TITLE: AUTOMATED /101/TFACOR 560/700A

8:54 12 JUL 84

CHANNEL NO: 1

SAMPLE: 5455 5ML

METHOD: A2

PEAK NO	PEAK NAME	RESULT PPB	TIME (MIN)	TIME OFFSET	AREA COUNTS	SEP CODE	W1/2 (SEC)
1	1,2C,2-	1528.84	14.729	0.399	26196400	BB	19.70
2		1656.51	21.652		33330300	BB	26.15

TOTALS: 3195.35 0.399 59526700

DETECTED PKs: 2 REJECTED PKs: 0

DIVISOR: 1.00000 MULTIPLIER: 1.00000

NOISE: 18.2 OFFSET: -2609

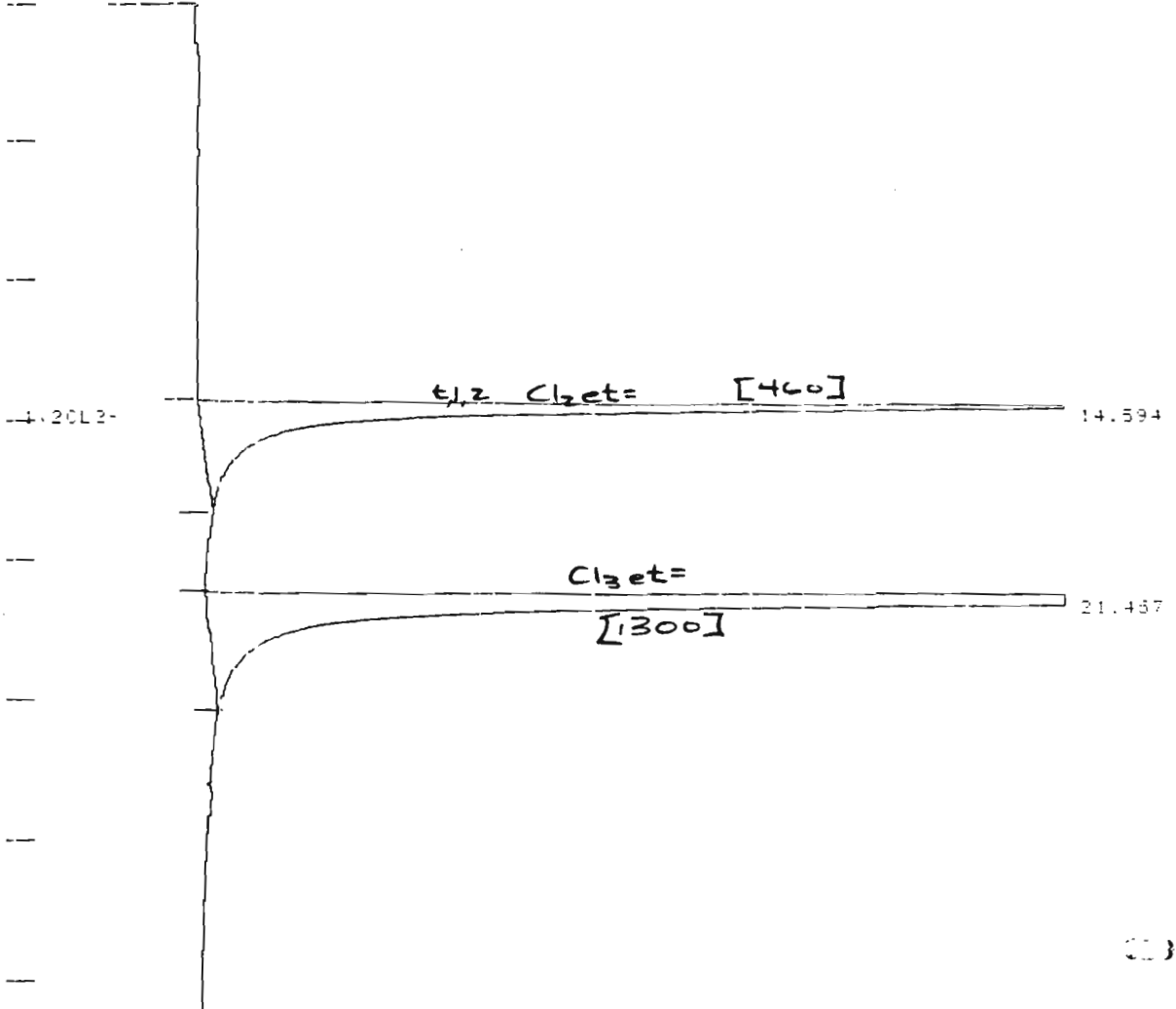
SAVED FILE: V066

ERRORS:
ADC OVERANGE

NOTES:
EPA METHOD 601 DATA BY P+T GO/HALL 700A
USING VALCO AT01-1-16 AUTOSAMPLER P+T
8"x1 1/4" GLASS 1%SP1000 ON 50/80 CBP
60%/4MIN 7%/MIN TO 220°/6MIN TMPPROG
PR=5300 SN=50 W1=23 T%=20
PURGE AND CARRIER FLOWS = 40 ML/MIN

601

CHART SPEED 0.5 CM/MIN
 ATTEN: 123 ZERO: 10% 5 MIN/TICK



188

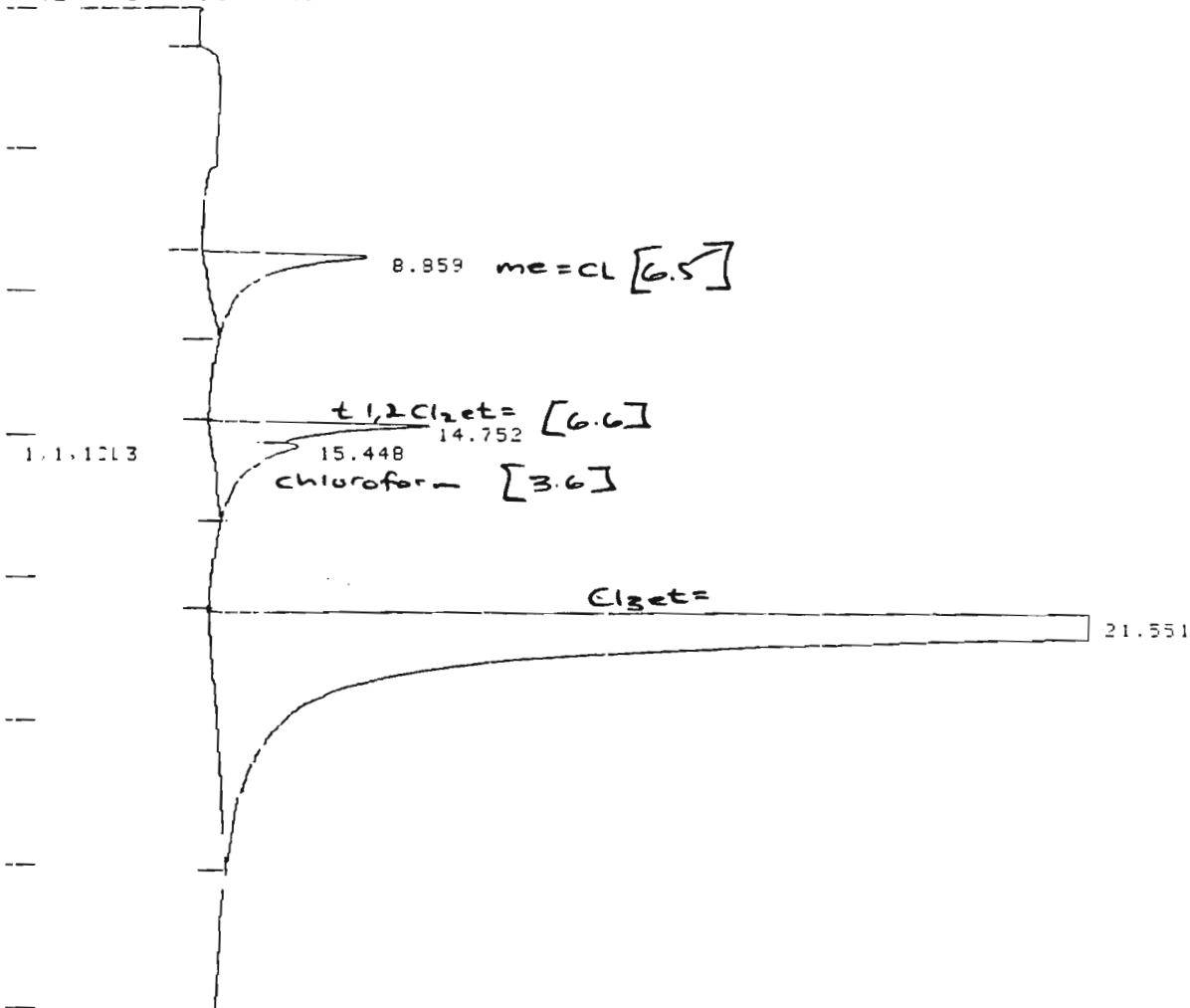
TITLE: AUTOMATED MIDI/TRACOR 560/700A 23:44 18 JUL 84
 CHANNEL NO: 1 SAMPLE: 5455-5000 METHOD: A2

PEAK NO	PEAK NAME	RESULT PPB	TIME (MIN)	T. ME OFFSET	AREA COUNTS	SEP CODE	WI/2 (SEC)
1	1.20L2-	179.15	14.594	0.126	3670110	BB	17.60
2		549.48	21.457	0.120	10989500	BB	15.45
TOTALS:		728.63		0.174	14659600		

DETECTED PKs: 2 REJECTED PKs: 0
 DIVISOR: 1.00000 MULTIPLIER: 1.00000
 NOISE: 31.6 OFFSET: -2618
 SAVED FILE: V035

NOTES:
 EPA METHOD 601 DATA BY P+T GC/HALL 700A
 USING VALCO AT02-1-16 AUTOSAMPLER P+T
 8' BY 1/4" GLASS 1%SP1000 ON 60/80 CP-D
 60%/4 MIN 8%/MIN TO 220%/4 MIN TEMP PRG
 PR=530, SR=15, VI=20, TX=20
 PURGE AND CARRIER FLOWS = 40 ML/MIN

CHART SPEED 0.3 CM/MIN
 ATTEN: 64 ZEF0: 10% 5 MIN/TICK



TITLE: AUTOMATED 7101/TRACOR 560/700A 10:02 12 JUL 84

CHANNEL NO: 1 SAMPLE: 5466 5ML METHOD: A2

PEAK NO	PEAK NAME	RESULT PPB	TIME (MIN)	TIME OFFSET	AREA COUNTS	SEP CODE	NI/2 (SEC)
1		26.52	8.859	-122	530432	BB	34.70
2		18.55	14.752	-177	371759	BV	24.80
3		16.15	15.448	-111	322981	VB	81.75
4		1530.50	21.551		31609900	BB	24.70

TOTALS: 1641.76 32835100

DETECTED PKS: 4 REJECTED PKS: 0

DIVISOR: 1.00000 MULTIPLIER: 1.00000

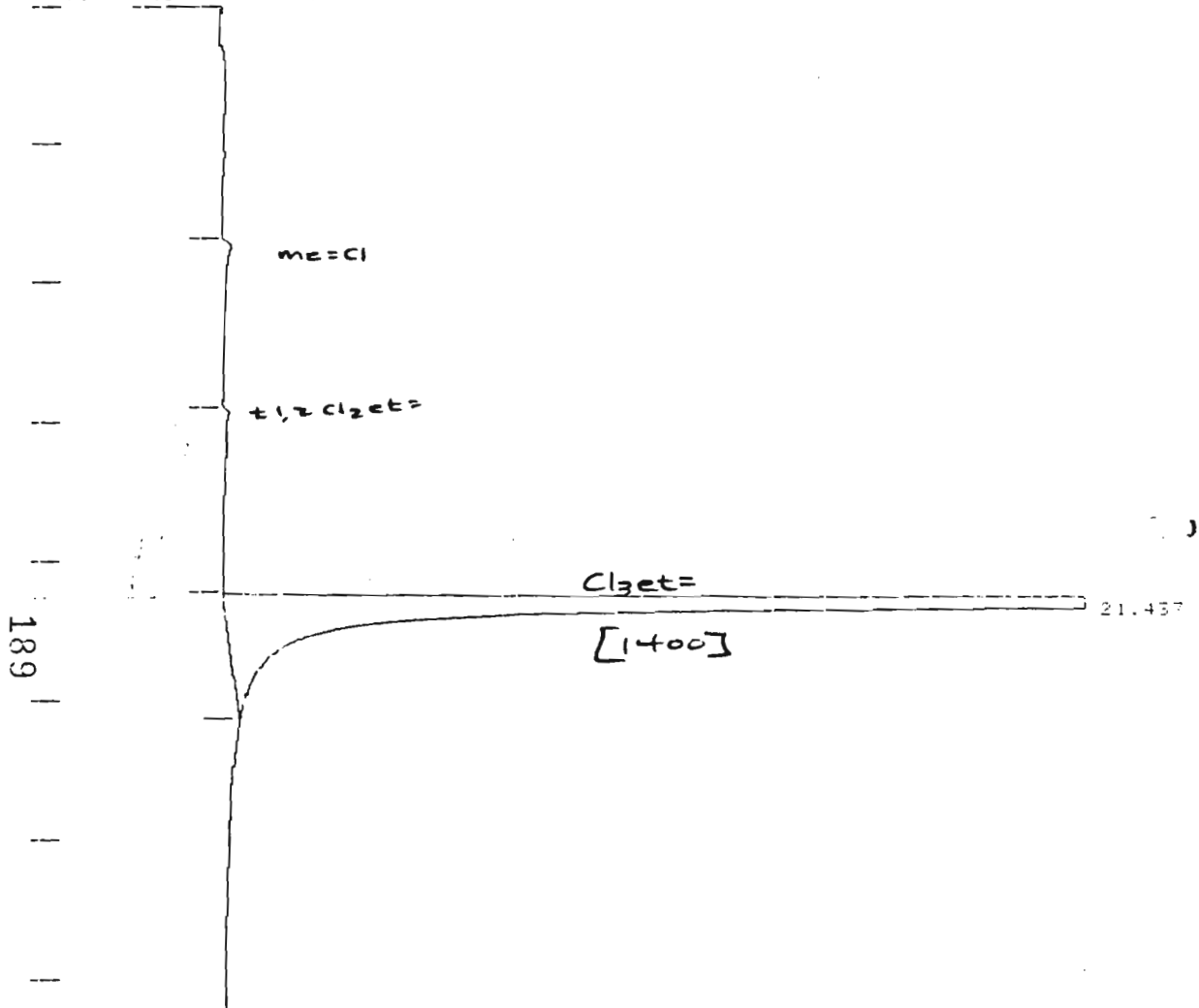
NOISE: 18.2 OFFSET: -2543

SAVED FILE: V067

ERRORS:
 ADD OVERANGE

NOTES:
 EPA METHOD 601 DATA BY P+T GC/HALL 700A
 USING VALCO ATOC-1-16 AUTOSAMPLER P+T
 8'X1/4" GLASS 1/32" ID ON 60/80 CBP
 60%4MIN 7%MIN TO 220°/6MIN TMAPROG
 PR=530 SN=50 W1=20 TX=20

CHART SPEED 0.5 CM/MIN
 ATTEN: 123 ZERO: 10% 5 MIN/TICK



TITLE: AUTOMATED /ICI/TRACER 560/700A 0:50 19 JUL 84

CHANNEL NO: 1 SAMPLE: 5466-50002 METHOD: A2

PEAK NO	PEAK NAME	RESULT PPB	TIME (MIN)	TIME OFFSET	AREA COUNTS	SEP CODE	W1/2 (SEC)
1		597.53	21.437	1.20	11950700	BB	14.95

TOTALS: 597.53 11950700

DETECTED PKGS: 1 REJECTED PKGS: 0

DIVISOR: 1.00000 MULTIPLIER: 1.00000

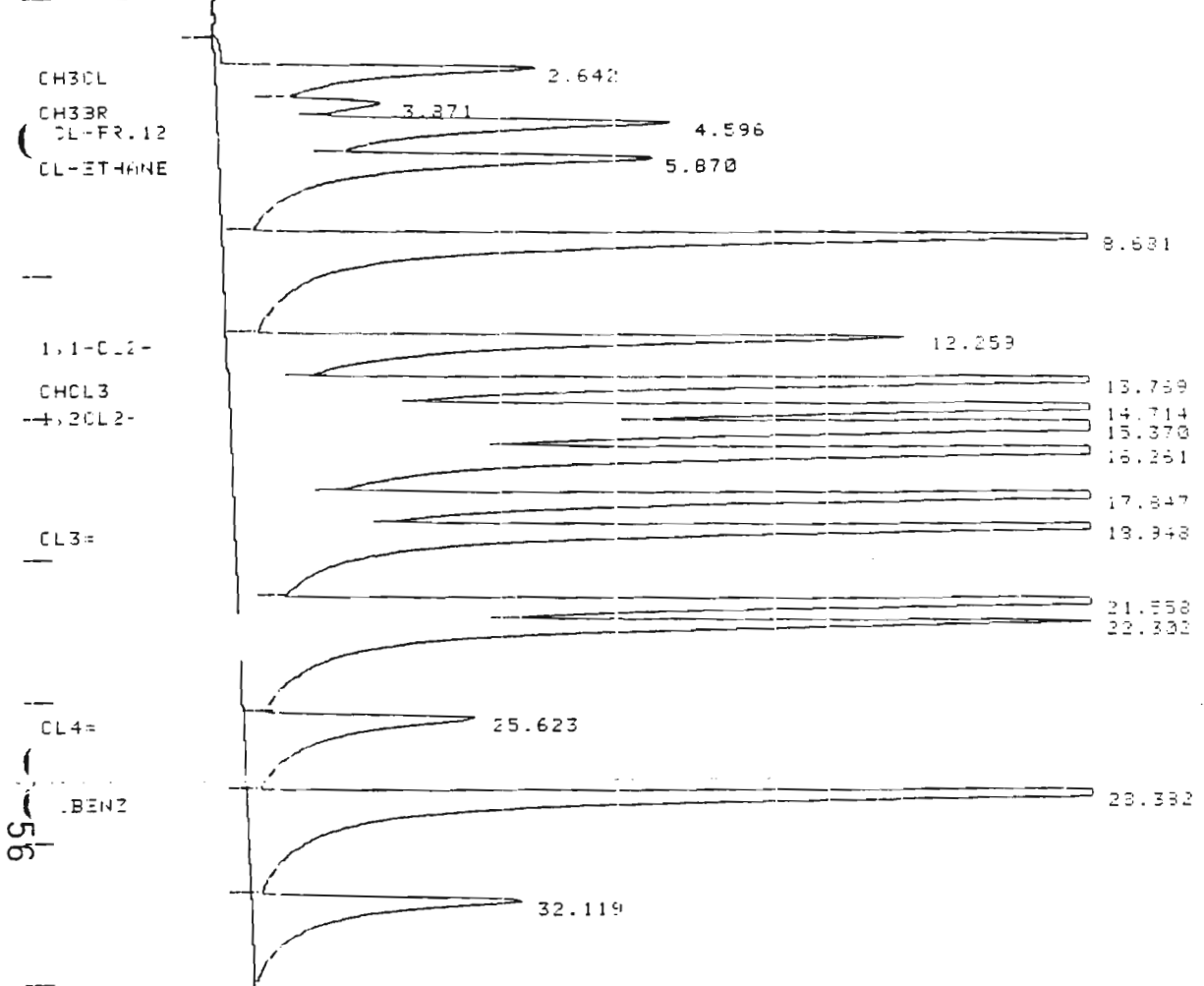
NOISE: 31.6 OFFSET: -2530

SAVED FILE: V036

NOTES:

EPA METHOD 601 DATA BY P+T GC/HALL 700A
 USING VALCO AT00-1-16 AUTOSAMPLER P+T
 8" BY 1/4" GLASS 1%SP1000 ON 60/80 CP-B
 60°/4 MIN 8°/MIN TO 220°/4 MIN TEMP PROG
 PR=530, SR=15, JI=20, T%=20
 PURGE AND CARRIER FLOWS = 40 ML/MIN

CHART SPEED 0.5 CM/MIN
 ATTEN: 64 ZERO: 10% 5 MIN/TICK



TITLE: AUTOMATED VIDI/TRACOR 560/700A 2:30 13 JUL 64
 CHANNEL NO: 1 SAMPLE: 601+C 25PPB METHOD: A2

PEAK NO	PEAK NAME	RESULT FACTOR	TIME (MIN)	TIME OFFSET	AREA COUNTS	SEP CODE	W1/2 (SEC)
1	CH3CL	12.83070	2.642	0.192	779331	BV	28.85
2	CH3BR	23.13010	3.871	0.161	343288	VV	27.60
3	VCL-FR.12	7.723140	4.596	-0.054	1294810	VV	37.50
4	CL-ETHANE	6.753210	5.870	0.300	1480780	VV	34.15
5			8.681		2879500	VV	26.15
6	1,1-CL2-	8.130590	12.259	0.019	1625340	VV	27.75
7	CHCL3	5.953340	13.769	0.099	2041710	VV	21.03
8	1,2-CL2-	6.291190	14.714	0.384	2040950	VV	21.90
9			15.370		3426160	VV	18.65
10			16.251		3102560	VV	19.65
11			17.847		2414530	VV	20.10
12	CL3=	-6.17690	18.948	-0.152	2741090	VV	20.95
13			21.558		2245640	VV	18.25
14			22.302		2242820	VV	25.50
15	CL4=	15.14120	25.623	0.363	845376	VV	45.20
16	.BENZ	4.737030	28.382	-0.218	2771390	VV	19.35
17			32.119		851033	VB	38.50

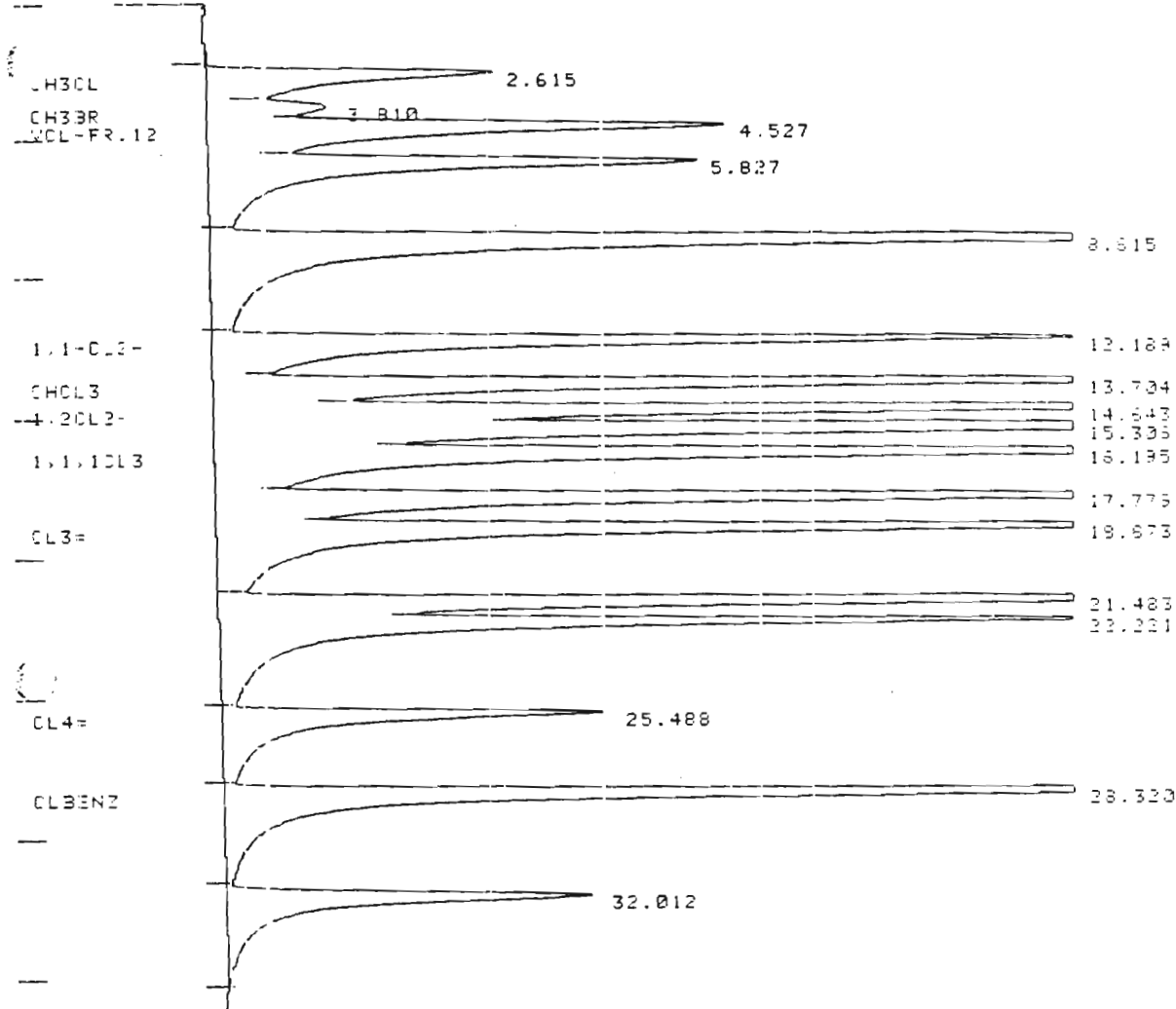
TOTALS: 1.094 33124400

DETECTED PKG: 17 REJECTED PKG: 0

AMT STD: 25.0000

NOISE: 15.8 OFFSET: -2611

CHART SPEED 0.5 CM/MIN
ATTEN: 123 ZERO: 10% 5 MIN/TICK



176

TITLE: AUTOMATED MDI/TRACOR 560/700A ✓ 15:18 18 JUL 84

CHANNEL NO: 1 SAMPLE: 601+C 50PPB METHOD: A2

PEAK NO	PEAK NAME	RESULT PPB	TIME (MIN)	TIME OFFSET	AREA COUNTS	SEP CODE	W1/2 (SEC)
1	CH3CL	125.82	2.615	0.165	1338560	BV	29.40
2	CH3BR	79.39	3.810	0.200	529247	VV	38.00
3	VCL-FR.12	189.60	4.527	0.237	2542300	VV	29.70
4		139.58	5.827		2791540	VV	28.80
5		239.90	8.615		5797910	VV	22.65
6	1.1-CL2-	213.87	12.189	-0.051	3360590	VV	20.60
7	CHCL3	179.25	13.704	0.034	4236390	VV	17.30
8	1.2CL2-	193.59	14.643	0.223	3965960	VV	17.85
9		309.87	15.306		6197430	VV	16.40
10	1.1,1CL3	330.85	16.195	0.345	5470910	VV	16.80
11		227.40	17.779		4548030	VV	16.95
12	CL3=	313.25	18.873	-0.227	4815400	VV	18.05
13		207.08	21.483		4141570	VV	15.55
14		189.87	22.221		3797500	VV	19.75
15	CL4=	38.06	25.488	0.228	1860370	VV	24.30
16	CLBENZ	626.94	28.320	-0.280	4624690	VV	16.90
17		91.59	32.012		1831720	VB	27.00

TOTALS: 3795.93 0.874 61850100

DETECTED PKGS: 17 REJECTED PKGS: 0

DIVISOR: 1.00000 MULTIPLIER: 1.00000

NOISE: 31.6 OFFSET: -2633

SAVED FILE: V02E

CHART SPEED 0.5 CM/MIN
ATTEN: 64 ZERO: 10% 5 MIN/TICK

04

TITLE: AUTOMATED VICI/TRACOR 560/700A 1:30 12 JUL 84
CHANNEL NO: 1 SAMPLE: H2O BLANK METHOD: A2
PEAK NO PEAK NAME RESULT PPB TIME (MIN) TIME OFFSET AREA COUNTS SEP CODE W1/2 (SEC)
TOTALS: 0.00 0

REJECTED PKGS: 0 REJECTED PKGS: 0

DIVISOR: 1.00000 MULTIPLIER: 1.00000

NOISE: 18.2 OFFSET: -2530

SAVED FILE: V000

ERRORS:
NO PEAKS

NOTES:
EPA METHOD 601 DATA BY P+T GC/HALL 700A
USING VALCO AT01-1-16 AUTOSAMPLER P+T
8"X1/4" GLASS 1%SP1000 ON 60/80 CBP
60%/4MIN 7%/MIN TO 220%/6MIN TMRP
PR=530 SN=50 W1=20 TX=20
PURGE AND CARRIER FLOWS = 40 ML/MIN

186

CHART SPEED 0.5 CM/MIN
ATTEN: 123 ZERO: 10% 5 MIN/TICK



TITLE: AUTOMATED MIDI/TRACOR 560/700A 22:38 18 JUL 84
 CHANNEL NO: 1 SAMPLE: H2O BLK METHOD: A2

PEAK NO	PEAK NAME	RESULT PPB	TIME (MIN)	TIME OFFSET	AREA COUNTS	SEP CODE	W1/2 (SEC)
TOTALS:							
		0.00			0		

DETECTED PKGS: 0 REJECTED PKGS: 0

DIVISOR: 1.00000 MULTIPLIER: 1.00000

187

NOISE: 31.6 OFFSET: -2592

SAVED FILE: V034

ERRORS:
NO PEAKS

NOTES:
 EPA METHOD 601 DATA BY P+T GC/HALL 700A
 USING VALCO ATD-1-16 AUTOSAMPLER P+T
 8' BY 1/4" GLASS 1%SP1000 ON 60/80 CP-B
 60%4 MIN 8%MIN TO 220%4 MIN TEMP PROG
 PR=530, SH=15, W1=20, T%=20
 PURGE AND CARRIER FLOWS = 40 ML/MIN

ERCO | Energy Resources Co. Inc.

205 Alewife Brook Parkway
Cambridge, Massachusetts 02138
(617) 661-3111

June 25, 1984

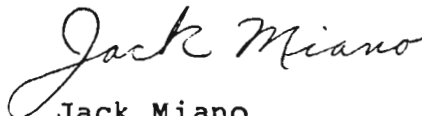
Sander Bonvell
Dunn Geoscience Corp.
5 Northway Lane No.
Latham, NY 12110

Dear Sander:

Enclosed please find the results for the five samples received on May 25, 1984, and analyzed for volatile organic compounds using the Soil Extraction Method.

If you have any questions, please do not hesitate to call me.

Sincerely,



Jack Miano
Analytical Chemist
VOA Laboratory

cc: Dr. D.W. Magee
General Electric

JM:rb
Encl.

CLIENT Dunn Geoscience
CLIENT ID 812 / DGC 5 S-14 50-62
ERCO ID 4197
SAMPLE RECEIVED 5/25/84
ANALYSIS COMPLETED 6/19/84
RESULTS IN ng/g (ppb)

ERCO / ENERGY RESOURCES CO. INC.

SOIL PROCEDURE FOR
VOLATILE CHLORINATED COMPOUNDS

45V	Chloromethane	ND
46V	Bromomethane	ND
88V	Vinyl chloride	ND
16V	Chloroethane	ND
44V	Methylene chloride	ND
29V	1,1-dichloroethylene	ND
13V	1,1-dichloroethane	ND
30V	1,2-trans-dichloroethylene	ND
23V	Chloroform	ND
10V	1,2-dichloroethane	ND
11V	1,1,1-trichloroethane	ND
6V	Carbon tetrachloride	ND
48V	Bromodichloromethane	ND
32V	1,2-dichloropropane	ND
33V	Trans-1,3-dichloropropylene	ND
87V	Trichloroethylene	ND
51V	Dibromochloromethane	ND
33V	Cis-1,3-dichloropropylene	ND
14V	1,1,2-trichloroethane	ND
47V	Bromoform	ND
15V	1,1,2,2-tetrachloroethane	ND
85V	Tetrachloroethylene	ND
7V	Chlorobenzene	ND
19V	2-chloroethyl vinyl ether	ND

ND = Not detected above the average reporting limit
of 120 ppb.

Reported by: JFM
Checked by: JS

CLIENT Dunn Geoscience
CLIENT ID 828/DGC 5 5-16 60-62
ERCO ID 4198
SAMPLE RECEIVED 5/25/84
ANALYSIS COMPLETED 6/19/84
RESULTS IN ng/g (ppb)

ERCO / ENERGY RESOURCES CO. INC.

SOIL PROCEDURE FOR
VOLATILE CHLORINATED COMPOUNDS

45V	Chloromethane	ND
46V	Bromomethane	ND
88V	Vinyl chloride	ND
16V	Chloroethane	ND
44V	Methylene chloride	ND
29V	1,1-dichloroethylene	ND
13V	1,1-dichloroethane	ND
30V	1,2-trans-dichloroethylene	ND
23V	Chloroform	ND
10V	1,2-dichloroethane	ND
11V	1,1,1-trichloroethane	ND
6V	Carbon tetrachloride	ND
48V	Bromodichloromethane	ND
32V	1,2-dichloropropane	ND
33V	Trans-1,3-dichloropropylene	ND
87V	Trichloroethylene	ND
51V	Dibromochloromethane	ND
33V	Cis-1,3-dichloropropylene	ND
14V	1,1,2-trichloroethane	ND
47V	Bromoform	ND
15V	1,1,2,2-tetrachloroethane	ND
85V	Tetrachloroethylene	ND
7V	Chlorobenzene	ND
19V	2-chloroethyl vinyl ether	ND

ND = Not detected above the average reporting limit
of 95 ppb.

Reported by: JFM
Checked by: JS

CLIENT Dunn Geoscience
CLIENT ID 827 / DGC 5 S-17 65-67
ERCO ID 4199
SAMPLE RECEIVED 5/25/84
ANALYSIS COMPLETED 6/19/84
RESULTS IN ng/g (ppb)

ERCO / ENERGY RESOURCES CO. INC.

SOIL PROCEDURE FOR
VOLATILE CHLORINATED COMPOUNDS

45V	Chloromethane	ND
46V	Bromomethane	ND
88V	Vinyl chloride	ND
16V	Chloroethane	ND
44V	Methylene chloride	ND
29V	1,1-dichloroethylene	ND
13V	1,1-dichloroethane	ND
30V	1,2-trans-dichloroethylene	ND
23V	Chloroform	ND
10V	1,2-dichloroethane	ND
11V	1,1,1-trichloroethane	ND
6V	Carbon tetrachloride	ND
48V	Bromodichloromethane	ND
32V	1,2-dichloropropane	ND
33V	Trans-1,3-dichloropropylene	ND
87V	Trichloroethylene	ND
51V	Dibromochloromethane	ND
33V	Cis-1,3-dichloropropylene	ND
14V	1,1,2-trichloroethane	ND
47V	Bromoform	ND
15V	1,1,2,2-tetrachloroethane	ND
85V	Tetrachloroethylene	ND
7V	Chlorobenzene	ND
19V	2-chloroethyl vinyl ether	ND

ND = Not detected above the average reporting limit
of 100 ppb.

Reported by: JFM
Checked by: JS

CLIENT Dunn Geoscience
CLIENT ID 820/DGC 5 5-18 70-72
ERCO ID 4200
SAMPLE RECEIVED 5/25/84
ANALYSIS COMPLETED 6/19/84
RESULTS IN ng/g (ppb)

ERCO / ENERGY RESOURCES CO. INC.

SOIL PROCEDURE FOR
VOLATILE CHLORINATED COMPOUNDS

45V	Chloromethane	ND
46V	Bromomethane	ND
88V	Vinyl chloride	ND
16V	Chloroethane	ND
44V	Methylene chloride	ND
29V	1,1-dichloroethylene	ND
13V	1,1-dichloroethane	ND
30V	1,2-trans-dichloroethylene	ND
23V	Chloroform	ND
10V	1,2-dichloroethane	ND
11V	1,1,1-trichloroethane	ND
6V	Carbon tetrachloride	ND
48V	Bromodichloromethane	ND
32V	1,2-dichloropropane	ND
33V	Trans-1,3-dichloropropylene	ND
87V	Trichloroethylene	ND
51V	Dibromochloromethane	ND
33V	Cis-1,3-dichloropropylene	ND
14V	1,1,2-trichloroethane	ND
47V	Bromoform	ND
15V	1,1,2,2-tetrachloroethane	ND
85V	Tetrachloroethylene	ND
7V	Chlorobenzene	ND
19V	2-chloroethyl vinyl ether	ND

ND = Not detected above the average reporting limit
of 110 ppb.

Reported by: JFM
Checked by: JS

CLIENT Dunn Geoscience
CLIENT ID 813/DGC 5 S-21 85-87
ERCO ID 4201
SAMPLE RECEIVED 5/25/84
ANALYSIS COMPLETED 6/19/84
RESULTS IN ng/g (ppb)

ERCO / ENERGY RESOURCES CO. INC.

SOIL PROCEDURE FOR
VOLATILE CHLORINATED COMPOUNDS

45V	Chloromethane	ND
46V	Bromomethane	ND
88V	Vinyl chloride	ND
16V	Chloroethane	ND
44V	Methylene chloride	ND
29V	1,1-dichloroethylene	ND
13V	1,1-dichloroethane	ND
30V	1,2-trans-dichloroethylene	ND
23V	Chloroform	ND
10V	1,2-dichloroethane	ND
11V	1,1,1-trichloroethane	ND
6V	Carbon tetrachloride	ND
48V	Bromodichloromethane	ND
32V	1,2-dichloropropane	ND
33V	Trans-1,3-dichloropropylene	ND
87V	Trichloroethylene	ND
51V	Dibromochloromethane	ND
33V	Cis-1,3-dichloropropylene	ND
14V	1,1,2-trichloroethane	ND
47V	Bromoform	ND
15V	1,1,2,2-tetrachloroethane	ND
85V	Tetrachloroethylene	ND
7V	Chlorobenzene	ND
19V	2-chloroethyl vinyl ether	ND

ND = Not detected above the average reporting limit
of 170 ppb.

Reported by: JFM
Checked by: JFS

CHART SPEED 0.5 CM/MIN
ATTEN: 64 ZERO: 10% 5 MIN/TICK

94



TITLE: AUTOMATED VICI/TRACOR 560/700A 19:21 19 JUN 84

(CHANNEL NO): 1 SAMPLE: 4197SL 2UL METHOD: A2

PEAK NO	PEAK NAME	RESULT PPB	TIME (MIN)	TIME OFFSET	AREA COUNTS	SEP CODE	W1.2 (SEC)
TOTALS:		0.00			0		

DETECTED PKS: 0 REJECTED PKS: 0

DIVISOR: 1.00000 MULTIPLIER: 1.00000

NOISE: 14.6 OFFSET: -2636

SAVED FILE: V050

ERRORS:
NO PEAKS

NOTES:

95
EPA METHOD 601 DATA BY P+T GC/HALL 700A
USING VALCO AT07-1-16 AUTOSAMPLER P+T
8"X1/4" GLASS INSP1000 ON 60/80 CBP
60%/4MIN 7%/MIN TO 220%/6MIN TMPROG
PR=530 SN=50 W1=20 TX=20
PURGE AND CARRIER FLOWS = 40 ML/MIN

CHART SPEED 0.5 CM/MIN
ATTEN: 64 ZERO: 10% 5 MIN/TICK



TITLE: AUTOMATIC WID/TRACEOR 560/700A 20:10 19 JUN 84
96 CHANNEL NO: 1 SAMPLE: 4198SL 2UL METHOD: A2
PEAK NO PEAK NAME RESULT PPE TIME (MIN) TIME OFFSET AREA COUNTS SEP CODE N1/2 (SEC)
TOTALS: 0.00 0
DETECTED PKGS: 0 REJECTED PKGS: 0
DIVISOR: 1.00000 MULTIPLIER: 1.00000
NOISE: 14.6 OFFSET: -2666
SAVED FILE: V051
ERRORS:
NO PEAKS

NOTES:
EPA 11T401 601 DATA BY P+T GC/HALL 700A
USING VALCO AT02-1-16 AUTOSAMPLER P+T
8'X1/4" GLASS 1%SP1000 ON 50'80'CBP
60°/4MIN 7°/MIN TO 220°/6MIN TMRPROG
PR=500 BN=50 AB=20 TX=20
PURGE AND CARRIER FLOWS = 40 ML/MIN

97

CHART SPEED 0.5 CM/MIN
ATTEN: 64 ZERO: 10% 5 MIN/TICK



TITLE: AUTOMATED VICI/TRACOR 560/700A 21:27 19 JUN 84
 CHANNEL NO: 1 SAMPLE: 4199SL 2UL METHOD: A2

PEAK NO	PEAK NAME	RESULT PPB	TIME (MIN)	TIME OFFSET	AREA COUNTS	SEP CODE	W1/2 (SEC)
TOTALS: 0.00 0							

DETECTED PKS: 0 REJECTED PKS: 0
 DIVISOR: 1.00000 MULTIPLIER: 1.00000
 NOISE: 14.6 OFFSET: -2669

6 SAVED FILE: V052

00 ERRORS:
NO PEAKS

NOTES:
 EPA METHOD: 601 DATA BY P+T GC/HALL 700A
 USING VALCO ATOS-1-16 AUTOSAMPLER P+T
 8"X1/4" GLASS 1%SP1000 ON 60/80 CBP
 60°/4MIN 7°/MIN TO 220°/6MIN TMPPROG
 PR=530 SN=50 WI=23 TX=20
 PURGE AND CARRIER FLOWS = 40 ML/MIN

CHART SPEED 0.5 CM/MIN
ATTEN: 64 ZERO: 10% 5 MIN/TICK



66

TITLE: AUTOMATED VIDI/TRACOR 560/700A 22:15 19 JUN 84
CHANNEL NO: 1 SAMPLE: 4230SL 2UL METHOD: A2
PEAK NO PEAK NAME RESULT PPB TIME (MIN) TIME OFFSET AREA COUNTS SEP CODE W1/2 (SEC)
TOTALS: 0.00 0
DETECTED PKGS: 0 REJECTED PKGS: 0
DIVISOR: 1.00000 MULTIPLIER: 1.00000
NOISE: 14.6 OFFSET: -2666
SAVED FILE: V053
ERRORS:
NO PEAKS

NOTES:
EPA METHOD 601 DATA BY P+T GC/HALL 700A
USING VALCO ATOC-1-16 AUTOSAMPLER P+T
8"X1/2" GLASS 1%SP1000 ON 60/80 CBP
60%/4MIN 7%/MIN TO 220%/6MIN TMPROG
PR=530 SN=50 W1=20 TX=20
PURGE AND CARRIER FLOWS = 40 ML/MIN

CHART SPEED 0.5 CM/MIN
ATTEN: 64 ZERO: 10% 5 MIN/TICK

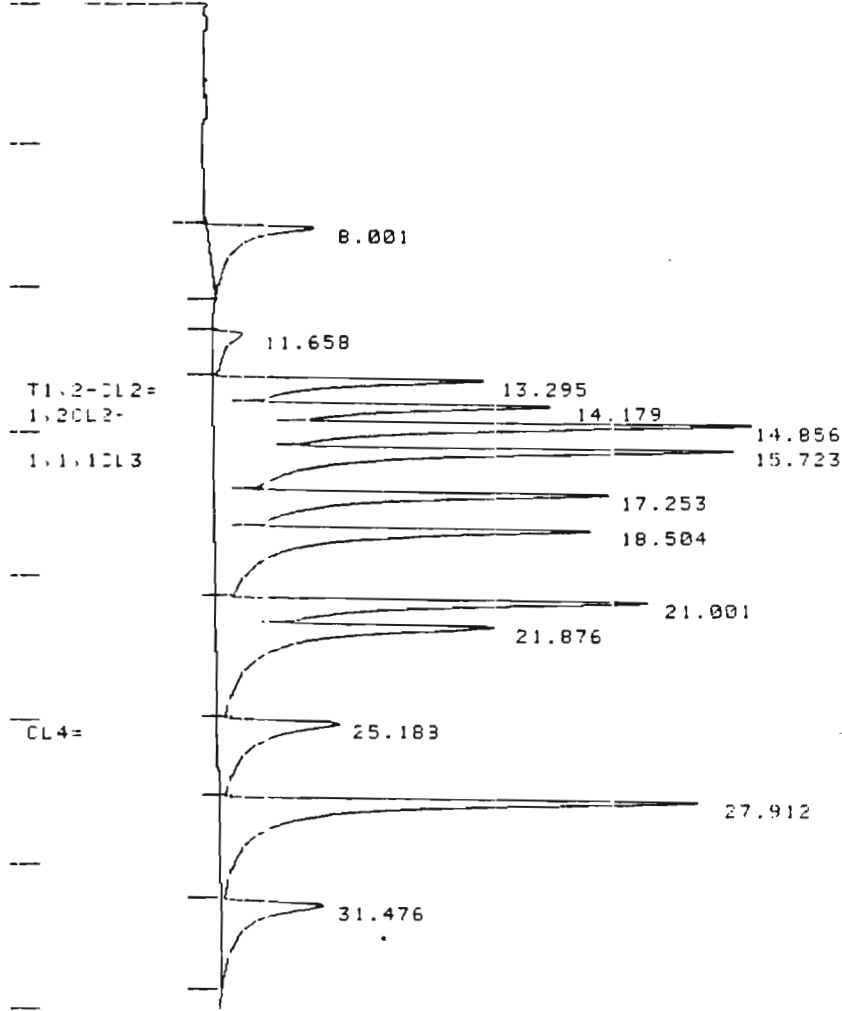


TITLE: AUTOMATED MID/TRACE 560/700A 23:38 19 JUN 84
CHANNEL NO: 1 SAMPLE: 4201SL 2UL METHOD: A2
PEAK NO. NAME RESULT PPB TIME (MIN) TIME OFFSET AREA COUNTS SEP CODE W1/2 (SEC)
TOTALS: 0.00 0

DETECTED PKG: 0 REJECTED PKG: 0
DIVISOR: 1.00000 MULTIPLIER: 1.00000
NOISE: 14.6 OFFSET: -2659
SAVED FILE: V054
ERRORS:
NO PEAKS

NOTES:
EPA METHOD 801 DATA BY P+T GC/HALL 700A
USING VALCO ATOC-1-16 AUTOSAMPLER P+T
8'X1/4" GLASS 1%SP1000 ON 60/80 CBP
60% 4MIN 7% 1MIN TO 220° 6MIN THERMOPROG
PR=530 SN=50 W1=23 TX=20
PURGE AND CARRIER FLOWS = 40 ML/MIN

CHART SPEED 0.5 CM/MIN
 ATTEN: 64 ZERO: 10% 5 MIN/TICK



TITLE: AUTOMATED PID/TRACEOR 560/700A

16:47 19 JUN 84

(CHANNEL NO): 1

SAMPLE: SOILSTD 2UL

METHOD: A2

PEAK NO	PEAK NAME	RESULT PPB	TIME (MIN)	TIME OFFSET	AREA COUNTS	SEP CODE	W1/2 (SEC)
1		12.92	8.001		258315	BB	24.00
2		4.23	11.658		84624	BV	30.10
3	T1,2-CL2=	25.55	13.295	0.275	404020	VV	17.65
4	1,2CL2-	28.66	14.179	-0.151	491463	VV	20.10
5		41.04	14.856		820711	VV	18.20
6	1,1,1CL3	59.15	15.723	-0.127	978132	VV	18.85
7		35.26	17.253		705627	VV	19.30
8		42.70	18.504		853973	VV	20.60
9		33.47	21.001		669478	VV	19.15
10		37.10	21.876		742050	VV	23.55
11	CL4=	18.40	25.168	-0.072	388577	VV	33.45
12		46.87	27.912		937436	VV	18.15
13		14.77	31.476		295368	VB	31.95
TOTALS:		430.16		-0.075	7629770		

DETECTED PKGS: 13 REJECTED PKGS: 0

DIVISOR: 1.00000 MULTIPLIER: 1.00000

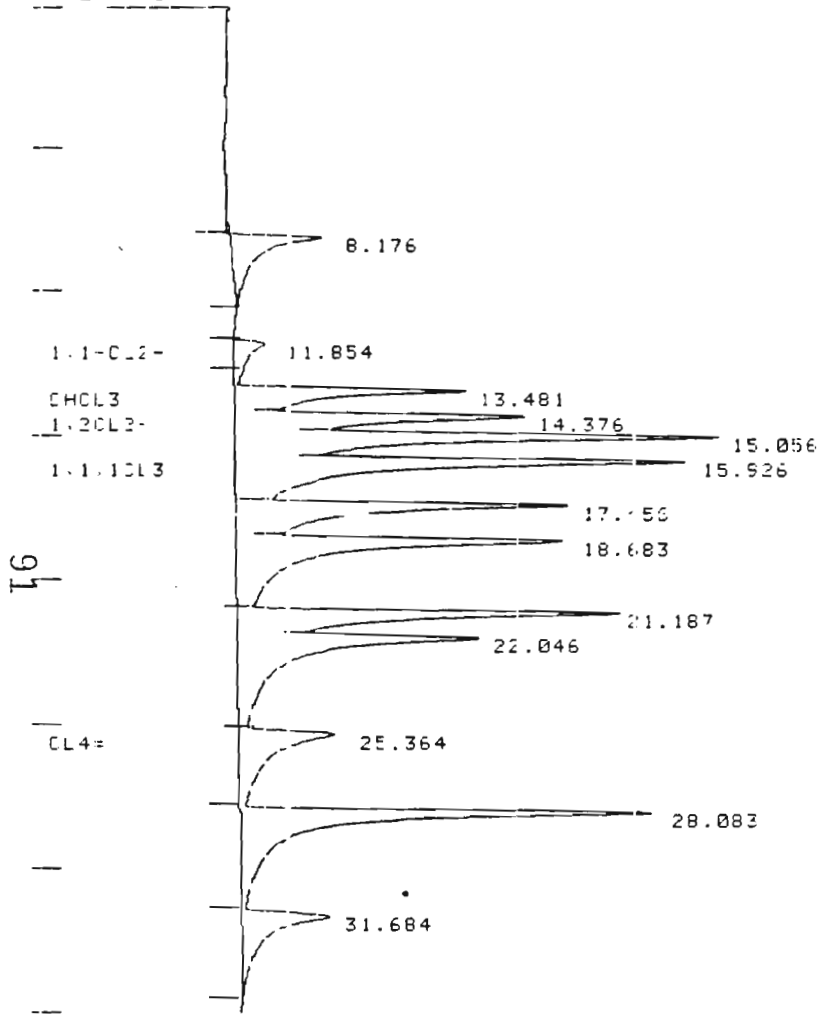
NOISE: 14.6 OFFSET: -2650

SAVED FILE: V049

NOTES:

EPA METHOD 8210 DATA BY P+T GC/HALL 700A
 USING VALCO ATO-1-16 AUTOSAMPLER P+T
 8"X1/2" GLASS 1%SP1000 ON 60/80 CBP
 60%4N14 7%/MIN TO 220%/6MIN TMPPROG
 PR=530 SN=50 W1=23 T1=20
 DR=0.05 OFFSET=-2650 10 MIN/MIN

CHART SPEED 0.5 CM/MIN
ATTEN: 64 ZERO: 10% 5 MIN/TICK



TITLE: AUTOMATED MIDI/TRACOR 560/700A 15:20 19 JUN 84

CHANNEL NO: 1 SAMPLE: SOILSTD 2UL METHOD: A2

PEAK NO	PEAK NAME	RESULT PPB	TIME (MIN)	TIME OFFSET	AREA COUNTS	SEP CODE	W1/2 (SEC)
1		11.31	8.176		226266	BB	24.65
2	1.1-CL2-	4.42	11.854	-0.386	69590	BV	32.45
3	CHCL3	15.42	13.481	-0.189	364317	VV	17.70
4	1.2CL2-	25.46	14.376	0.046	436193	VV	21.20
5		38.39	15.056		767787	VV	19.00
6	1.1.1CL3	52.81	15.926	0.076	873290	VV	13.55
7		30.37	17.456		607327	VV	19.65
8		38.41	18.683		768255	VV	21.20
9		29.24	21.187		584778	VV	18.60
10		34.26	22.046		685621	VV	24.65
11	CL4=	15.58	25.364	0.104	329097	VV	38.70
12		41.86	28.083		837221	VV	18.20
13		13.15	31.684		263003	VB	34.40

TOTALS: 350.71 -0.349 6812750

DETECTED PKG: 13 REJECTED PKG: 0

DIVISOR: 1.00000 MULTIPLIER: 1.00000

NOISE: 14.6 OFFSET: -2671

SAVED FILE: V046

NOTES:
EPA METHOD 801 DATA BY P+T GC/HALL 700A
USING VALCO 8100-1-16 AUTOSAMPLER P+T

CHART SPEED 0.5 CM/MIN
ATTEN: 64 ZERO: 10% 5 MIN/TICK



96

TITLE: AUTOMATED MICI/TRACOR 560/700A 13:02 19 JUN 84
CHANNEL NO: 1 SAMPLE: 6/16/84 ^{Sol}BLK METHOD: A2
PEAK NO PEAK NAME RESULT PPB TIME (MIN) TIME OFFSET AREA COUNTS SEP CODE W1/2 (SEC)
TOTALS: 0.00 0

DETECTED PKS: 0 REJECTED PKS: 0
DIVISOR: 1.00000 MULTIPLIER: 1.00000
NOISE: 14.6 OFFSET: -2671
SAVED FILE: V047
ERRORS: .
NO PEAKS

NOTES:
EPA METHOD 601 DATA BY P+T GC/HALL 700A
USING VALCO AT01-1-16 AUTOSAMPLER P+T
8'X1/4" GLASS J%SP1000 ON 50/80 CBP
60%/4MIN 7%/MIN TO 220%/6MIN TMPPROG
PR=500 SN=50 W=20 TX=20
PURGE AND CARRIER FLOWS = 40 ML/MIN

ERCO | Energy Resources Co. Inc.

205 Alewife Brook Parkway
Cambridge, Massachusetts 02138
(617) 661-3111

June 25, 1984

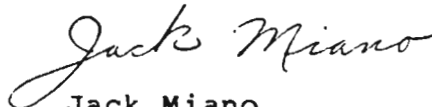
Sander Bonvell
Dunn Geoscience Corp.
5 Northway Lane No.
Latham, NY 12110

Dear Sander:

Enclosed please find the results for the six samples received on June 1, 1984, and analyzed for volatile organic compounds using the Soil Extraction Method.

If you have any questions, please do not hesitate to call me.

Sincerely,



Jack Miano
Analytical Chemist
VOA Laboratory

cc: Dr. D.W. Magee
General Electric

JM:rb
Encl.

CLIENT Dunn Geoscience
CLIENT ID 879-B / DGC -7 S-10
ERCO ID 4378
SAMPLE RECEIVED 6/1/84
ANALYSIS COMPLETED 6/18/84
RESULTS IN ng/g (ppb)

ERCO / ENERGY RESOURCES CO. INC.

SOIL PROCEDURE FOR
VOLATILE CHLORINATED COMPOUNDS

45V	Chloromethane	ND
46V	Bromomethane	ND
88V	Vinyl chloride	ND
16V	Chloroethane	ND
44V	Methylene chloride	ND
29V	1,1-dichloroethylene	ND
13V	1,1-dichloroethane	ND
30V	1,2-trans-dichloroethylene	ND
23V	Chloroform	ND
10V	1,2-dichloroethane	ND
11V	1,1,1-trichloroethane	ND
6V	Carbon tetrachloride	ND
48V	Bromodichloromethane	ND
32V	1,2-dichloropropane	ND
33V	Trans-1,3-dichloropropylene	ND
87V	Trichloroethylene	ND
51V	Dibromochloromethane	ND
33V	Cis-1,3-dichloropropylene	ND
14V	1,1,2-trichloroethane	ND
47V	Bromoform	ND
15V	1,1,2,2-tetrachloroethane	ND
85V	Tetrachloroethylene	ND
7V	Chlorobenzene	ND
19V	2-chloroethyl vinyl ether	ND

ND = Not detected above the average reporting limit
of 140 ppb.

Reported by: JFM
Checked by: JE

CLIENT Dunn Geoscience
 CLIENT ID 880-B / DGC-7 S-12
 ERCO ID 4379
 SAMPLE RECEIVED 6/1/84
 ANALYSIS COMPLETED 6/18/84
 RESULTS IN ng/g (ppb)

ERCO / ENERGY RESOURCES CO. INC.

SOIL PROCEDURE FOR
VOLATILE CHLORINATED COMPOUNDS

45V	Chloromethane	ND
46V	Bromomethane	ND
88V	Vinyl chloride	ND
16V	Chloroethane	ND
44V	Methylene chloride	ND
29V	1,1-dichloroethylene	ND
13V	1,1-dichloroethane	ND
30V	1,2-trans-dichloroethylene -----	530
23V	Chloroform	ND
10V	1,2-dichloroethane	ND
11V	1,1,1-trichloroethane	ND
6V	Carbon tetrachloride	ND
48V	Bromodichloromethane	ND
32V	1,2-dichloropropane	ND
33V	Trans-1,3-dichloropropylene	ND
87V	Trichloroethylene -----	1600
51V	Dibromochloromethane	ND
33V	Cis-1,3-dichloropropylene	ND
14V	1,1,2-trichloroethane	ND
47V	Bromoform	ND
15V	1,1,2,2-tetrachloroethane	ND
85V	Tetrachloroethylene	ND
7V	Chlorobenzene	ND
19V	2-chloroethyl vinyl ether	ND

ND = Not detected above the average reporting limit
of 130 ppb.

Reported by: JFM
Checked by: JFC

CLIENT Dunn Geoscience
CLIENT ID 677/DGC-6 S-30
ERCO ID 4380
SAMPLE RECEIVED 6/1/84
ANALYSIS COMPLETED 6/18/84
RESULTS IN ng/g (ppb)

ERCO / ENERGY RESOURCES CO. INC.

SOIL PROCEDURE FOR
VOLATILE CHLORINATED COMPOUNDS

45V	Chloromethane	ND
46V	Bromomethane	ND
88V	Vinyl chloride	ND
16V	Chloroethane	ND
44V	Methylene chloride	ND
29V	1,1-dichloroethylene	ND
13V	1,1-dichloroethane	ND
30V	1,2-trans-dichloroethylene	ND
23V	Chloroform	ND
10V	1,2-dichloroethane	ND
11V	1,1,1-trichloroethane	ND
6V	Carbon tetrachloride	ND
48V	Bromodichloromethane	ND
32V	1,2-dichloropropane	ND
33V	Trans-1,3-dichloropropylene	ND
87V	Trichloroethylene	ND
51V	Dibromochloromethane	ND
33V	Cis-1,3-dichloropropylene	ND
14V	1,1,2-trichloroethane	ND
47V	Bromoform	ND
15V	1,1,2,2-tetrachloroethane	ND
85V	Tetrachloroethylene	ND
7V	Chlorobenzene	ND
19V	2-chloroethyl vinyl ether	ND

ND = Not detected above the average reporting limit
of 110 ppb.

Reported by: JFM
Checked by: JS

CLIENT Dunn Geoscience
CLIENT ID 912 / DGC-7 S-1
ERCO ID 4381
SAMPLE RECEIVED 6/1/84
ANALYSIS COMPLETED 6/18/84
RESULTS IN ng/g (ppb)

ERCO / ENERGY RESOURCES CO. INC.

SOIL PROCEDURE FOR
VOLATILE CHLORINATED COMPOUNDS

45V	Chloromethane	ND
46V	Bromomethane	ND
88V	Vinyl chloride	ND
16V	Chloroethane	ND
44V	Methylene chloride	ND
29V	1,1-dichloroethylene	ND
13V	1,1-dichloroethane	ND
30V	1,2-trans-dichloroethylene	ND
23V	Chloroform	ND
10V	1,2-dichloroethane	ND
11V	1,1,1-trichloroethane	ND
6V	Carbon tetrachloride	ND
48V	Bromodichloromethane	ND
32V	1,2-dichloropropane	ND
33V	Trans-1,3-dichloropropylene	ND
87V	Trichloroethylene	ND
51V	Dibromochloromethane	ND
33V	Cis-1,3-dichloropropylene	ND
14V	1,1,2-trichloroethane	ND
47V	Bromoform	ND
15V	1,1,2,2-tetrachloroethane	ND
85V	Tetrachloroethylene	ND
7V	Chlorobenzene	ND
19V	2-chloroethyl vinyl ether	ND

ND = Not detected above the average reporting limit
of 170 ppb.

Reported by: JFM
Checked by: JCS

CLIENT Dunn Geoscience
CLIENT ID 886/DGC-7I S-1
ERCO ID 4382
SAMPLE RECEIVED 6/1/84
ANALYSIS COMPLETED 6/18/84
RESULTS IN ng/g (ppb)

ERCO / ENERGY RESOURCES CO. INC.

SOIL PROCEDURE FOR
VOLATILE CHLORINATED COMPOUNDS

45V	Chloromethane	ND
46V	Bromomethane	ND
88V	Vinyl chloride	ND
16V	Chloroethane	ND
44V	Methylene chloride	ND
29V	1,1-dichloroethylene	ND
13V	1,1-dichloroethane	ND
30V	1,2-trans-dichloroethylene	ND
23V	Chloroform	ND
10V	1,2-dichloroethane	ND
11V	1,1,1-trichloroethane	ND
6V	Carbon tetrachloride	ND
48V	Bromodichloromethane	ND
32V	1,2-dichloropropane	ND
33V	Trans-1,3-dichloropropylene	ND
87V	Trichloroethylene	ND
51V	Dibromochloromethane	ND
33V	Cis-1,3-dichloropropylene	ND
14V	1,1,2-trichloroethane	ND
47V	Bromoform	ND
15V	1,1,2,2-tetrachloroethane	ND
85V	Tetrachloroethylene	ND
7V	Chlorobenzene	ND
19V	2-chloroethyl vinyl ether	ND

ND = Not detected above the average reporting limit
of 90 ppb.

Reported by: JFM
Checked by: CS

CLIENT Dunn Geoscience
CLIENT ID 884-A / DGC-6 S-49
ERCO ID 4383
SAMPLE RECEIVED 6/1/84
ANALYSIS COMPLETED 6/19/84
RESULTS IN ng/g (ppb)

ERCO / ENERGY RESOURCES CO. INC.

SOIL PROCEDURE FOR
VOLATILE CHLORINATED COMPOUNDS

45V	Chloromethane	ND
46V	Bromomethane	ND
88V	Vinyl chloride	ND
16V	Chloroethane	ND
44V	Methylene chloride	ND
29V	1,1-dichloroethylene	ND
13V	1,1-dichloroethane	ND
30V	1,2-trans-dichloroethylene	ND
23V	Chloroform	ND
10V	1,2-dichloroethane	ND
11V	1,1,1-trichloroethane	ND
6V	Carbon tetrachloride	ND
48V	Bromodichloromethane	ND
32V	1,2-dichloropropane	ND
33V	Trans-1,3-dichloropropylene	ND
87V	Trichloroethylene	ND
51V	Dibromochloromethane	ND
33V	Cis-1,3-dichloropropylene	ND
14V	1,1,2-trichloroethane	ND
47V	Bromoform	ND
15V	1,1,2,2-tetrachloroethane	ND
85V	Tetrachloroethylene	ND
7V	Chlorobenzene	ND
19V	2-chloroethyl vinyl ether	ND

ND = Not detected above the average reporting limit
of 83 ppb.

Reported by: JEM
Checked by: JNS

88

CHART SPEED 0.5 CM/MIN
ATTEN: 64 ZERO: 10% 5 MIN/TICK



TITLE: AUTOMATED MIDI/TRACOR 560/700A 11:14 19 JUN 84

CHANNEL NO: 1 SAMPLE: 4378-2LL METHOD: A2

PEAK NO	PEAK NAME	RESULT PPB	TIME (MIN)	TIME OFFSET	AREA COUNTS	SEP CODE	W1/2 (SEC)
TOTALS:		0.00			0		

DETECTED PKS: 0 REJECTED PKS: 0

60 DIVISOR: 1.00000 MULTIPLIER: 1.00000

NOISE: 14.6 OFFSET: -2660

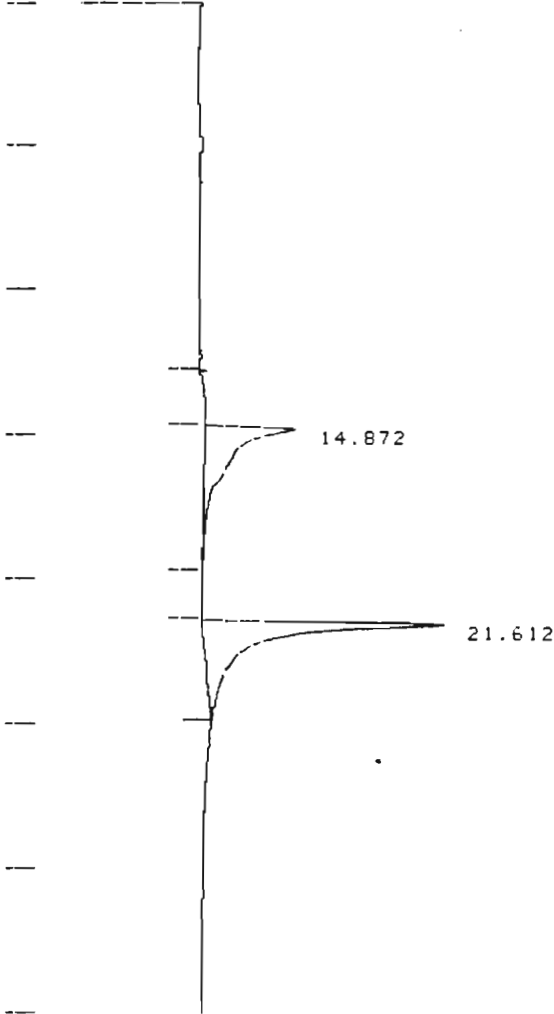
SAVED FILE: V04E

ERRORS:
NO PEAKS

NOTES:
 EPA METHOD 601 DATA BY P+T GC/HALL 700A
 USING VALCO ATOC-1-16 AUTOSAMPLER P+T
 8'X1/4" GLASS 1%SP1000 ON 60/80 CBP
 60°/4MIN 7°/MIN TO 220°/6MIN TMPPROG
 PR=530 SN=50 NI=23 T%=20
 PURGE AND CARRIER FLOWS = 40 ML/MIN

79

CHART SPEED 0.5 CM/MIN
ATTEN: 64 ZERO: 10% 5 MIN/TICK



TITLE: AUTONATED VIDI/TRACOR 560/700A 20:43 18 JUN 84

CHANNEL NO: 1 SAMPLE: 4379 2LL METHOD: A2

PEAK NO	PEAK NAME	RESULT PPB	TIME (MIN)	TIME OFFSET	AREA COUNTS	SEP CODE	W1/2 (SEC)
1		15.90	14.872		318062	BB	29.35
2		20.04	21.612		560800	BB	20.65

TOTALS: 43.94 878862

DETECTED PKS: 2 REJECTED PKS: 0

DIVISOR: 1.00000 MULTIPLIER: 1.00000

NOISE: 14.6 OFFSET: -2618

SAVED FILE: V041

NOTES:
 EPA METHOD: 601 DATA BY P+T GC/HALL 700A
 USING VALCO HT02-1-16 AUTOSAMPLER P+T
 8"X1/4" GLASS 1/8" 1000 ON 50'80 CBP
 60%4MIN 7%/MIN TO 220%6MIN IMPROG

CHART SPEED 0.5 CM/MIN
ATTEN: 64 ZERO: 10% 5 MIN/TICK

82

TITLE: AUTOMATED MID/TRACE 560/700A 21:32 18 JUN 84
CHANNEL NO: 1 SAMPLE: 4330 2LL METHOD: A2
PEAK NO PEAK NAME RESULT PPB TIME (MIN) TIME OFFSET AREA COUNTS SEP CODE W1/2 (SEC)
TOTALS: 0.00 0
DETECTED PKG: 0 REJECTED PKG: 0
DIVISOR: 1.00000 MULTIPLIER: 1.00000
NOISE: 14.6 OFFSET: -2614
SAVED FILE: V042
ERRORS:
NO PEAKS

NOTES:
EPA METHOD 601 DATA BY P+T GC/HALL 700A
USING VALCO AT01-1-16 AUTOSAMPLER P+T
8"X12" GLASS 1KSP1000 ON 60/80 CBP
60°/4MIN 7°/MIN TO 220°/6MIN TMPROG
PR=530 SN=50 W1=20 TX=20

CHART SPEED 0.5 CM/MIN
ATTEN: 64 ZERO: 10% 5 MIN/TICK



TITLE: AUTOMATED 7101/TRACOR 560/700A 22:19 18 JUN 84
CHANNEL NO: 1 SAMPLE: 4381 2LL METHOD: A2
PEAK NO PEAK NAME RESULT PPB TIME (MIN) TIME OFFSET AREA COUNTS SEP CODE W1/2 (SEC)
TOTALS: 0.00 0
DETECTED PKGS: 0 REJECTED PKGS: 0
DIVISOR: 1.00000 MULTIPLIER: 1.00000
NOISE: 14.6 OFFSET: -2638
SAVED FILE: V043
ERRORS:
NO PEAKS
NOTES:
EPA METHOD 601 DATA BY P+T GC/HALL 700A
USING VALCO AT01-1-16 AUTOSAMPLER P+T
8'X1/4" GLASS INSP1000 ON 60/80 CBP
60°/4MIN 7°/MIN TO 220°/6MIN TMPROG
PR=520 BN=50 W1=20 T%=20
PURGE AND CARRIER FLOWS = 40 ML/MIN

CHART SPEED 0.5 CM/MIN
ATTEN: 64 ZERO: 10% 5 MIN/TICK

36

TITLE: AUTOMATED VICI/TRACOR 560/700A 23:08 18 JUN 84

CHANNEL NO: 1 SAMPLE: 4392 2LL METHOD: A2

PEAK NO	PEAK NAME	RESULT PPB	TIME (MIN)	TIME OFFSET	AREA COUNTS	SEP CODE	W1/2 (SEC)
---------	-----------	------------	------------	-------------	-------------	----------	------------

TOTALS:		0.00			0		
---------	--	------	--	--	---	--	--

DETECTED PKG: 0 REJECTED PKG: 0

DIVISOR: 1.00000 MULTIPLIER: 1.00000

NOISE: 14.6 OFFSET: -2640

SAVED FILE: V044

ERRORS:
NO PEAKS

NOTES:
EPA METHOD: 601 DATA BY P+T GC/HALL 700A
USING VALCO AT01-1-16 AUTOSAMPLER P+T
8'X1/4" GLASS 1%SP1000 ON 60/80 CBP
60%/4MIN 7%/MIN TO 220%/6MIN THERMOPROG
PR=520 SN=50 W1=20 T%=20
PURGE AND CARRIER FLOWS = 40 ML/MIN


CHART SPEED 0.5 CM/MIN
ATTEN: 64 ZERO: 10% 5 MIN/TICK

87

TITLE: AUTOMATED PICO/TRACEOR 560/700A 0:02 19 JUN 84
CHANNEL NO: 1 SAMPLE: 4333 2LL METHOD: A2
PEAK NO PEAK NAME RESULT PPB TIME (MIN) TIME OFFSET AREA COUNTS SEP CODE W1/2 (SEC)
TOTALS: 0.00 0
DETECTED PKS: 0 REJECTED PKS: 0
DIVISOR: 1.00000 MULTIPLIER: 1.00000
NOISE: 14.6 OFFSET: -2646
SAVED FILE: V045
ERRORS:
NO PEAKS

NOTES:
EPA METHOD 801 DATA BY P+T GC/HALL 700A
USING VALCO ATOC-1-16 AUTOSAMPLER P+T
8'X1/2" GLASS 10%SP1000 ON 60/80 CBP
60°/4MIN 7°/MIN TO 220°/6MIN THPPROG
PR=530 SN=50 RI=20 TX=20
PURGE AND CARRIER FLOWS = 40 ML/MIN

CHART SPEED 0.5 CM/MIN
 ATTEN: 64 ZERO: 10% 5 MIN/TICK



TITLE: AUTOMATED MIDI/TRACEOR 560/700A 19:03 18 JUN 84

CHANNEL NO: 1 SAMPLE: 20 60195 2UL METHOD: A2

PEAK NO	PEAK NAME	RESULT PPB	TIME (MIN)	TIME OFFSET	AREA COUNTS	SEP CODE	W1/2 (SEC)
1		39.9E	8.886		799508	BV	18.25
2	1,1-DL2-	15.14	12.336	0.096	237958	VV	28.05
3	CHCL3	32.69	13.864	0.194	773612	VV	18.25
4	1,2CL2-	51.41	14.726	0.396	830908	VV	18.15
5		30.77	15.365		1615360	VV	15.95
6	1,1,1CL3	93.15	16.233	0.383	1540300	VV	17.50
7		66.23	17.747		1324530	VV	17.25
8	CL3=	89.26	18.975	-0.125	1372110	VV	19.00
9		56.27	21.467		1125480	VV	18.00
10		56.94	22.322		1138780	VV	23.30
11	CL4=	26.92	25.601	0.341	566742	VV	28.55
12	CLBENZ	190.98	28.368	-0.232	1408830	VB	17.65
13		22.51	32.090		450197	BB	26.75

TOTALS: 822.26 1.053 13235300

DETECTED PKG: 13 REJECTED PKG: 0

DIVISOR: 1.00000 MULTIPLIER: 1.00000

NOISE: 14.6 OFFSET: -2656

SAVED FILE: V035

NOTES: EPA METHOD 601 DATA BY P+T GC/HALL 700A

71

CHART SPEED 0.5 CM/MIN
ATTEN: 64 ZERO: 10% 5 MIN/TICK



TITLE: AUTOMATED ANALYZER 560/700A 17:35 18 JUN 84

CHANNEL NO: 1 SAMPLE: BLK 2UL MEOH METHOD: A2

PEAK NO	PEAK NAME	RESULT P/B	TIME (MIN)	TIME OFFSET	AREA COUNTS	SEP CODE	W1/2 (SEC)
---------	-----------	------------	------------	-------------	-------------	----------	------------

TOTALS: 0.00 0

DETECTED PKs: 0 REJECTED PKs: 0

72 DIVISOR: 1.00000 MULTIPLIER: 1.00000

NOISE: 14.6 OFFSET: -2617

SAVED FILE: V037

ERRORS:
NO PEAKS

NOTES:
 EPA METHOD 801 DATA BY P+T GC/HALL 700A
 USING VALCO AT00-1-16 AUTOSAMPLER P+T
 8'X1/8" GLASS 1%SP1000 ON 50/80 CBP
 60°/4MIN 7°/MIN TO 220°/6MIN THPPROG
 PR-530 LNF-50 W1-23 TX-20

ERCO | Energy Resources Co. Inc.

205 Alewife Brook Parkway
Cambridge, Massachusetts 02138
(617) 661-3111

June 25, 1984

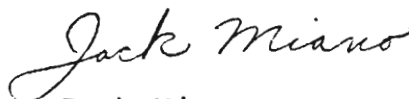
Sander Bonvell
Dunn Geoscience Corp.
5 Northway Lane No.
Latham, NY 12110

Dear Sander:

Enclosed please find the results for the eight samples received on June 8, 1984, and analyzed for volatile organic compounds using the Soil Extraction Method.

If you have any questions, please do not hesitate to call me.

Sincerely,



Jack Miano
Analytical Chemist
VOA Laboratory

cc: Dr. D.W. Magee
General Electric

JM:rb
Encl.

CLIENT Dunn Geoscience
CLIENT ID 913 / DGC 8 S-6 25-27
ERCO ID 4579
SAMPLE RECEIVED 6/8/84
ANALYSIS COMPLETED 6/22/84
RESULTS IN ng/g (ppb)

ERCO / ENERGY RESOURCES CO. INC.

SOIL PROCEDURE FOR
VOLATILE CHLORINATED COMPOUNDS

45V	Chloromethane	ND
46V	Bromomethane	ND
88V	Vinyl chloride	ND
16V	Chloroethane	ND
44V	Methylene chloride	ND
29V	1,1-dichloroethylene	ND
13V	1,1-dichloroethane	ND
30V	1,2-trans-dichloroethylene	ND
23V	Chloroform	ND
10V	1,2-dichloroethane	ND
11V	1,1,1-trichloroethane	ND
6V	Carbon tetrachloride	ND
48V	Bromodichloromethane	ND
32V	1,2-dichloropropane	ND
33V	Trans-1,3-dichloropropylene	ND
87V	Trichloroethylene	ND
51V	Dibromochloromethane	ND
33V	Cis-1,3-dichloropropylene	ND
14V	1,1,2-trichloroethane	ND
47V	Bromoform	ND
15V	1,1,2,2-tetrachloroethane	ND
85V	Tetrachloroethylene	ND
7V	Chlorobenzene	ND
19V	2-chloroethyl vinyl ether	ND

ND = Not detected above the average reporting limit
of 79 ppb.

Reported by: JFM
Checked by: AS

CLIENT Dunn Geoscience
CLIENT ID 915 / DGC 8 S-12 55-57
ERCO ID 4580
SAMPLE RECEIVED 6/8/84
ANALYSIS COMPLETED 6/22/84
RESULTS IN ng/g (ppb)

ERCO / ENERGY RESOURCES CO. INC.

SOIL PROCEDURE FOR
VOLATILE CHLORINATED COMPOUNDS

45V	Chloromethane	ND
46V	Bromomethane	ND
88V	Vinyl chloride	ND
16V	Chloroethane	ND
44V	Methylene chloride	ND
29V	1,1-dichloroethylene	ND
13V	1,1-dichloroethane	ND
30V	1,2-trans-dichloroethylene	ND
23V	Chloroform	ND
10V	1,2-dichloroethane	ND
11V	1,1,1-trichloroethane	ND
6V	Carbon tetrachloride	ND
48V	Bromodichloromethane	ND
32V	1,2-dichloropropane	ND
33V	Trans-1,3-dichloropropylene	ND
87V	Trichloroethylene	ND
51V	Dibromochloromethane	ND
33V	Cis-1,3-dichloropropylene	ND
14V	1,1,2-trichloroethane	ND
47V	Bromoform	ND
15V	1,1,2,2-tetrachloroethane	ND
85V	Tetrachloroethylene	ND
7V	Chlorobenzene	ND
19V	2-chloroethyl vinyl ether	ND

ND = Not detected above the average reporting limit
of 77 ppb.

Reported by: JFM
Checked by: JS

CLIENT Dunn Geoscience
CLIENT ID 918/DGC S-10 45-47
ERCO ID 4581
SAMPLE RECEIVED 6/8/84
ANALYSIS COMPLETED 6/22/84
RESULTS IN ng/g (ppb)

ERCO / ENERGY RESOURCES CO. INC.

SOIL PROCEDURE FOR
VOLATILE CHLORINATED COMPOUNDS

45V	Chloromethane	ND
46V	Bromomethane	ND
88V	Vinyl chloride	ND
16V	Chloroethane	ND
44V	Methylene chloride	ND
29V	1,1-dichloroethylene	ND
13V	1,1-dichloroethane	ND
30V	1,2-trans-dichloroethylene	ND
23V	Chloroform	ND
10V	1,2-dichloroethane	ND
11V	1,1,1-trichloroethane	ND
6V	Carbon tetrachloride	ND
48V	Bromodichloromethane	ND
32V	1,2-dichloropropane	ND
33V	Trans-1,3-dichloropropylene	ND
87V	Trichloroethylene	ND
51V	Dibromochloromethane	ND
33V	Cis-1,3-dichloropropylene	ND
14V	1,1,2-trichloroethane	ND
47V	Bromoform	ND
15V	1,1,2,2-tetrachloroethane	ND
85V	Tetrachloroethylene	ND
7V	Chlorobenzene	ND
19V	2-chloroethyl vinyl ether	ND

ND = Not detected above the average reporting limit
of 96 ppb.

Reported by: JFM
Checked by: AS

CLIENT Dunn Geoscience
CLIENT ID 920 / DGC 8 S-8 35-37
ERCO ID 4582
SAMPLE RECEIVED 6/8/84
ANALYSIS COMPLETED 6/22/84
RESULTS IN ng/g (ppb)

ERCO / ENERGY RESOURCES CO. INC.

SOIL PROCEDURE FOR
VOLATILE CHLORINATED COMPOUNDS

45V	Chloromethane	ND
46V	Bromomethane	ND
88V	Vinyl chloride	ND
16V	Chloroethane	ND
44V	Methylene chloride	ND
29V	1,1-dichloroethylene	ND
13V	1,1-dichloroethane	ND
30V	1,2-trans-dichloroethylene	ND
23V	Chloroform	ND
10V	1,2-dichloroethane	ND
11V	1,1,1-trichloroethane	ND
6V	Carbon tetrachloride	ND
48V	Bromodichloromethane	ND
32V	1,2-dichloropropane	ND
33V	Trans-1,3-dichloropropylene	ND
87V	Trichloroethylene	ND
51V	Dibromochloromethane	ND
33V	Cis-1,3-dichloropropylene	ND
14V	1,1,2-trichloroethane	ND
47V	Bromoform	ND
15V	1,1,2,2-tetrachloroethane	ND
85V	Tetrachloroethylene	ND
7V	Chlorobenzene	ND
19V	2-chloroethyl vinyl ether	ND

ND = Not detected above the average reporting limit
of 83 ppb.

Reported by: JFM
Checked by: NS

CLIENT Dunn Geoscience
CLIENT ID 923 / DGL 8 S-1b 75-77
ERCO ID 4583
SAMPLE RECEIVED 6/8/84
ANALYSIS COMPLETED 6/22/84
RESULTS IN ng/g (ppb)

ERCO / ENERGY RESOURCES CO. INC.

SOIL PROCEDURE FOR
VOLATILE CHLORINATED COMPOUNDS

45V	Chloromethane	ND
46V	Bromomethane	ND
88V	Vinyl chloride	ND
16V	Chloroethane	ND
44V	Methylene chloride	ND
29V	1,1-dichloroethylene	ND
13V	1,1-dichloroethane	ND
30V	1,2-trans-dichloroethylene	ND
23V	Chloroform	ND
10V	1,2-dichloroethane	ND
11V	1,1,1-trichloroethane	ND
6V	Carbon tetrachloride	ND
48V	Bromodichloromethane	ND
32V	1,2-dichloropropane	ND
33V	Trans-1,3-dichloropropylene	ND
87V	Trichloroethylene	ND
51V	Dibromochloromethane	ND
33V	Cis-1,3-dichloropropylene	ND
14V	1,1,2-trichloroethane	ND
47V	Bromoform	ND
15V	1,1,2,2-tetrachloroethane	ND
85V	Tetrachloroethylene	ND
7V	Chlorobenzene	ND
19V	2-chloroethyl vinyl ether	ND

ND = Not detected above the average reporting limit
of 87 ppb.

Reported by: JFM
Checked by: AS

CLIENT Dunn Geoscience
CLIENT ID 928/DGC 9 S-7 30-32
ERCO ID 4584
SAMPLE RECEIVED 6/8/84
ANALYSIS COMPLETED 6/22/84
RESULTS IN ng/g (ppb)

ERCO / ENERGY RESOURCES CO. INC.

SOIL PROCEDURE FOR
VOLATILE CHLORINATED COMPOUNDS

45V	Chloromethane	ND
46V	Bromomethane	ND
88V	Vinyl chloride	ND
16V	Chloroethane	ND
44V	Methylene chloride	ND
29V	1,1-dichloroethylene	ND
13V	1,1-dichloroethane	ND
30V	1,2-trans-dichloroethylene	ND
23V	Chloroform	ND
10V	1,2-dichloroethane	ND
11V	1,1,1-trichloroethane	ND
6V	Carbon tetrachloride	ND
48V	Bromodichloromethane	ND
32V	1,2-dichloropropane	ND
33V	Trans-1,3-dichloropropylene	ND
87V	Trichloroethylene	ND
51V	Dibromochloromethane	ND
33V	Cis-1,3-dichloropropylene	ND
14V	1,1,2-trichloroethane	ND
47V	Bromoform	ND
15V	1,1,2,2-tetrachloroethane	ND
85V	Tetrachloroethylene	ND
7V	Chlorobenzene	ND
19V	2-chloroethyl vinyl ether	ND

ND = Not detected above the average reporting limit
of 120 ppb.

Reported by: JFM
Checked by: JS

CLIENT Dunn Geoscience
CLIENT ID 932 / DGC 9 S-16 75-77
ERCO ID 4585
SAMPLE RECEIVED 6/8/84
ANALYSIS COMPLETED 6/22/84
RESULTS IN ng/g (ppb)

ERCO / ENERGY RESOURCES CO. INC.

SOIL PROCEDURE FOR
VOLATILE CHLORINATED COMPOUNDS

45V	Chloromethane	ND
46V	Bromomethane	ND
88V	Vinyl chloride	ND
16V	Chloroethane	ND
44V	Methylene chloride	ND
29V	1,1-dichloroethylene	ND
13V	1,1-dichloroethane	ND
30V	1,2-trans-dichloroethylene	ND
23V	Chloroform	ND
10V	1,2-dichloroethane	ND
11V	1,1,1-trichloroethane	ND
6V	Carbon tetrachloride	ND
48V	Bromodichloromethane	ND
32V	1,2-dichloropropane	ND
33V	Trans-1,3-dichloropropylene	ND
87V	Trichloroethylene	ND
51V	Dibromochloromethane	ND
33V	Cis-1,3-dichloropropylene	ND
14V	1,1,2-trichloroethane	ND
47V	Bromoform	ND
15V	1,1,2,2-tetrachloroethane	ND
85V	Tetrachloroethylene	ND
7V	Chlorobenzene	ND
19V	2-chloroethyl vinyl ether	ND

ND = Not detected above the average reporting limit
of 81 ppb.

Reported by: JFM
Checked by: AS

CLIENT Dunn Geoscience
CLIENT ID 951/DGC-9 S-12 55-57
ERCO ID 4586
SAMPLE RECEIVED 6/8/84
ANALYSIS COMPLETED 6/22/84
RESULTS IN ng/g (ppb)

ERCO / ENERGY RESOURCES CO. INC.

SOIL PROCEDURE FOR
VOLATILE CHLORINATED COMPOUNDS

45V	Chloromethane	ND
46V	Bromomethane	ND
88V	Vinyl chloride	ND
16V	Chloroethane	ND
44V	Methylene chloride	ND
29V	1,1-dichloroethylene	ND
13V	1,1-dichloroethane	ND
30V	1,2-trans-dichloroethylene	ND
23V	Chloroform	ND
10V	1,2-dichloroethane	ND
11V	1,1,1-trichloroethane	ND
6V	Carbon tetrachloride	ND
48V	Bromodichloromethane	ND
32V	1,2-dichloropropane	ND
33V	Trans-1,3-dichloropropylene	ND
87V	Trichloroethylene	ND
51V	Dibromochloromethane	ND
33V	Cis-1,3-dichloropropylene	ND
14V	1,1,2-trichloroethane	ND
47V	Bromoform	ND
15V	1,1,2,2-tetrachloroethane	ND
85V	Tetrachloroethylene	ND
7V	Chlorobenzene	ND
19V	2-chloroethyl vinyl ether	ND

ND = Not detected above the average reporting limit
of 98 ppb.

Reported by: JFM
Checked by: JS

CLIENT Dunn Geoscience
CLIENT ID 951/DGC-9 5-12 55-57
ERCO ID 4586 duplicate
SAMPLE RECEIVED 6/8/84
ANALYSIS COMPLETED 6/24/84
RESULTS IN ng/g (ppb)

ERCO / ENERGY RESOURCES CO. INC.

SOIL PROCEDURE FOR
VOLATILE CHLORINATED COMPOUNDS

45V	Chloromethane	ND
46V	Bromomethane	ND
88V	Vinyl chloride	ND
16V	Chloroethane	ND
44V	Methylene chloride	ND
29V	1,1-dichloroethylene	ND
13V	1,1-dichloroethane	ND
30V	1,2-trans-dichloroethylene	ND
23V	Chloroform	ND
10V	1,2-dichloroethane	ND
11V	1,1,1-trichloroethane	ND
6V	Carbon tetrachloride	ND
48V	Bromodichloromethane	ND
32V	1,2-dichloropropane	ND
33V	Trans-1,3-dichloropropylene	ND
87V	Trichloroethylene	ND
51V	Dibromochloromethane	ND
33V	Cis-1,3-dichloropropylene	ND
14V	1,1,2-trichloroethane	ND
47V	Bromoform	ND
15V	1,1,2,2-tetrachloroethane	ND
85V	Tetrachloroethylene	ND
7V	Chlorobenzene	ND
19V	2-chloroethyl vinyl ether	ND

ND = Not detected above the average reporting limit
of 88 ppb.

Reported by: JFM
Checked by: YS

CHART SPEED 0.5 CM/MIN
ATTEN: 64 ZERO: 10% 5 MIN/TICK



100

TITLE: AUTONATED VIDI/TRACOR 560/700A

14:56 22 JUN 84

CHANNEL NO: 1

SAMPLE: 4579-2LL

METHOD: A2

PEAK NO	PEAK NAME	RESULT P/B	TIME (MIN)	TIME OFFSET	AREA COUNTS	SEP CODE	W1/2 (SEC)
TOTALS: 0.00 0							

DETECTED PKS: 0 REJECTED PKS: 0

DIVISOR: 1.00000 MULTIPLIER: 1.00000

NOISE: 18.2 OFFSET: -2580

SAVED FILE: V104

ERRORS:
NO PEAKS

NOTES:

EPA METHOD: 601 DATA BY P+T GC/HALL 700A
USING VALCO AT01-1-16 AUTOSAMPLER P+T
8'X1/4" GLASS 1%SP1000 ON 60/80 CBP
60°/4MIN 7°/MIN TO 220°/6MIN TMPROG
PR=530 SN=50 W1=20 TX=20
PURGE AND CARRIER FLOWS = 40 ML/MIN

CHART SPEED 0.5 CM/MIN
ATTEN: 64 ZERO: 10% 5 MIN/TICK

182

TITLE: AUTOMATED /VICI/TRACOR 560/700A 16:22 22 JUN 84

CHANNEL NO: 1 SAMPLE: 4590S01L2UL METHOD: A2

PEAK NO	PEAK NAME	RESULT PPB	TIME (MIN)	TIME OFFSET	AREA COUNTS	SEP CODE	W1/2 (SEC)
---------	-----------	------------	------------	-------------	-------------	----------	------------

TOTALS:		0.00					0
---------	--	------	--	--	--	--	---

DETECTED PKS: 0 REJECTED PKS: 0

DIVISOR: 1.00000 MULTIPLIER: 1.00000

NOISE: 18.2 OFFSET: -2643


SAVED FILE: V10E

ERRORS:
NO PEAKS.

NOTES:
EPA METHOD 601 DATA BY P+T GC/HALL 700A
USING VALCO AT01-1-16 AUTOSAMPLER P+T
8'X1/4" GLASS 1%SP1000 ON 60/80 CBP
60%/4MIN 7%/MIN TO 220%/6MIN TMPPROG
PR=500 SN=50 WI=20 TX=20
PURGE AND CARRIER FLOWS = 40 ML/MIN

184

CHART SPEED 0.5 CM/MIN
ATTEN: 64 ZERO: 10% 5 MIN/TICK



TITLE: AUTOMATED V101/TRACOR 560/700A 17:08 22 JUN 84

CHANNEL NO: 1 SAMPLE: 453150IL2UL METHOD: A2

PEAK NO	PEAK NAME	RESULT PPB	TIME (MIN)	TIME OFFSET	AREA COUNTS	SEP CODE	W1/2 (SEC)
TOTALS: 0.00 0							

DETECTED PKG: 0 REJECTED PKG: 0

DIVISOR: 1.00000 MULTIPLIER: 1.00000

NOISE: 18.2 OFFSET: -2640

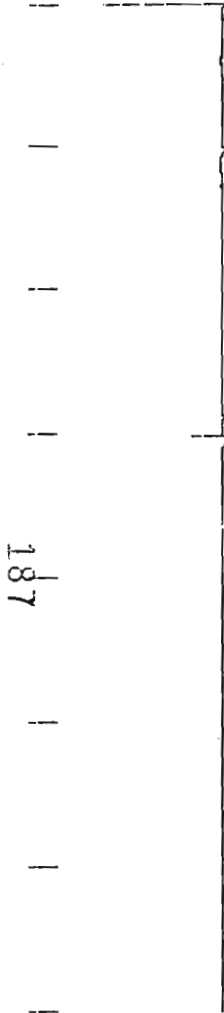
SAVED FILE: V10E

ERRORS:
NO PEAKS

NOTES:
EPA METHOD 601 DATA BY P+T GC/HALL 700A
USING VALCO ATOC-1-16 AUTOSAMPLER P+T
8'X1 1/4" GLASS 1/25P1000 ON 60'80' CBP
60%/4MIN 7%/MIN TO 220%/6MIN TMRPROG
PR=530 SN=50 W1=20 TX=20

185

CHART SPEED 0.5 CM/MIN
ATTEN: 64 GAIN: 10% 5 MIN/TICK



TITLE: AUTOMATED VICI/TRACOR 560/700A 18:17 22 JUN 84
CHANNEL NO: 1 SAMPLE: 4532SOIL2UL METHOD: A2
PEAK NO PEAK NAME RESULT PPB TIME (MIN) TIME OFFSET AREA COUNTS SEP CODE W1/2 (SEC)
TOTALS: 0.00 0

DETECTED PKG: 0 REJECTED PKG: 0

DIVISOR: 1.00000 MULTIPLIER: 1.00000

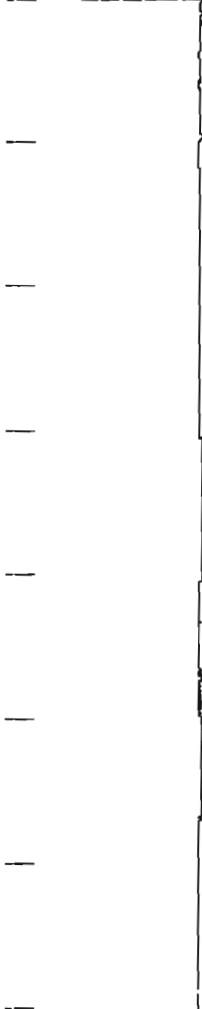
NOISE: 18.2 OFFSET: -2644

SAVED FILE: V107

ERRORS:
NO PEAKS

NOTES:
EPA MET401 601 DATA BY P+T GC/HALL 700A
USING VALCO AT01-1-16 AUTOSAMPLER P+T
8"X1/4" GLASS JESSP1000 ON 50'80 CBP
60°/4MIN 7°/MIN TO 220°/6MIN TMPPROG
PR=530 SN=50 W1=23 TX=20
PURGE AND CARRIER FLOWS = 40 ML/MIN

CHART SPEED 0.5 CM/MIN
ATTEN: 64 ZERO: 10% 5 MIN/TICK



192

TITLE: AUTOMATED MIC/TRACOR 560/700A 20:42 22 JUN 84
CHANNEL NO: 1 SAMPLE: 4593501L2UL METHOD: A2
PEAK NO PEAK NAME RESULT TIME (MIN) TIME OFFSET AREA COUNTS SEP CODE W1/2 (SEC)
TOTALS: 0.00 0
DETECTED PKGS: 0 REJECTED PKGS: 0
DIVISOR: 1.00000 MULTIPLIER: 1.00000
NOISE: 18.2 OFFSET: -2649
SAVED FILE: V109
ERRORS:
NO PEAKS
NOTES:
EPA METHOD 601 DATA BY P+T GC/HALL 700A
USING VALCO ATC-1-16 AUTOSAMPLER P+T
8'X1/4" GLASS 1.85°/1000 ON 60'80' CBP
60°/4MIN 7°/MIN TO 220°/6MIN TMPROG

193

CHART SPEED 0.5 CM/MIN
ATTEN: 64 ZERO: 10% 5 MIN/TICK



TITLE: AUTOMATED VICI/TRACOR 560/700A 21:43 22 JUN 84

CHANNEL NO: 1 SAMPLE: 45345OIL2UL METHOD: A2

PEAK NO	PEAK NAME	RESULT PPB	TIME (MIN)	TIME OFFSET	AREA COUNTS	SEP CODE	W1/2 (SEC)
TOTALS:		0.00			0		

DETECTED PKG: 0 REJECTED PKG: 0

DIVISOR: 1.00000 MULTIPLIER: 1.00000

NOISE: 18.2 OFFSET: -2649

SAVED FILE: V110

ERRORS:
NO PEAKS

NOTES:
 EPA MET400-801 DATA BY P+T GC/HALL 700A
 USING VALCO AT01-1-16 AUTOSAMPLER P+T
 8"x1/2" GLASS 1/8" SP1000 ON 60/80 CBP
 60%/4MIN 7%/MIN TO 220%/6MIN TMPPROG
 PR=530 BN=50 W1=23 TX=20
 PURGE GAS: COFFEE FLOW: 40 ML/MIN

194

CHART SPEED 0.5 CM/MIN
ATTEN: 64 ZERO: 10% 5 MIN/TICK

196

TITLE: AUTOMATED VICI/TRACOR 560/700A 22:35 22 JUN 84

CHANNEL NO: 1 SAMPLE: 4535SOIL2UL METHOD: A2

PEAK NO	PEAK NAME	RESULT PPB	TIME (MIN)	TIME OFFSET	AREA COUNTS	SEP CODE	W1/2 (SEC)
---------	-----------	------------	------------	-------------	-------------	----------	------------

TOTALS: 0.00 0

DETECTED PKS: 0 REJECTED PKS: 0

DIVISOR: 1.00000 MULTIPLIER: 1.00000

NOISE: 18.2 OFFSET: -2651

SAVED FILE: V111

ERRORS:
NO PEAKS

NOTES:
EPA METHOD 601 DATA BY P+T GC/HALL 700A
USING VALCO AT00-1-16 AUTOSAMPLER P+T
8"X1/4" GLASS 1%SP1000 ON 60/80 CBP
60°/4MIN 1°/MIN TO 220°/6MIN TMPROG
PR=530 SN=50 W1=20 TX=20
PURGE AND CARRIER FLOWS: 10 ML/MIN

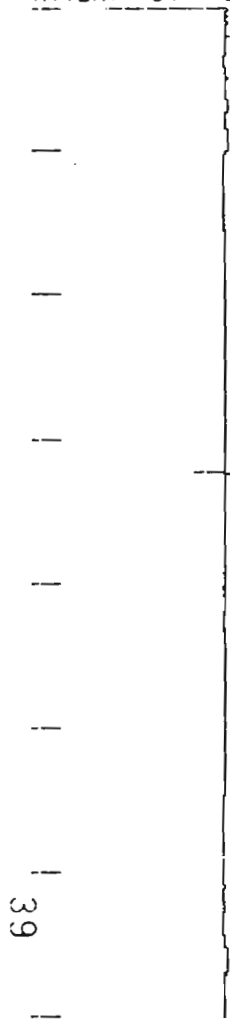
CHART SPEED 0.5 CM/MIN
ATTEN: 8+ ZERO: 10% 5 MIN/TICK



02

TITLE: AUTOMATED MICI/TRACOR 560/700A 23:31 22 JUN 84
CHANNEL NO: 1 SAMPLE: 4596SOIL2UL METHOD: A2
PEAK NO PEAK NAME RESULT TIME (MIN) TIME OFFSET AREA COUNTS SEP CODE W1/2 (SEC)
TOTALS: 0.00 0
DETECTED PKG: 0 REJECTED PKG: 0
DIVISOR: 1.00000 MULTIPLIER: 1.00000
NOISE: 18.2 OFFSET: -2649
SAVED FILE: V112
ERRORS:
NO PEAKS
NOTES:
EPA METHOD 601 DATA BY P+T GC/HALL 700A
USING VALCO ATOC-1-16 AUTOSAMPLER P+T
8"X1/4" GLASS 1%SP1000 ON 60/80 CBP
60%4MIN 7%/MIN TO 220%6MIN TMPROG
PR=530 SN=50 W1=23 T%=20
PURGE AND CARRIER FLOWS = 40 ML/MIN

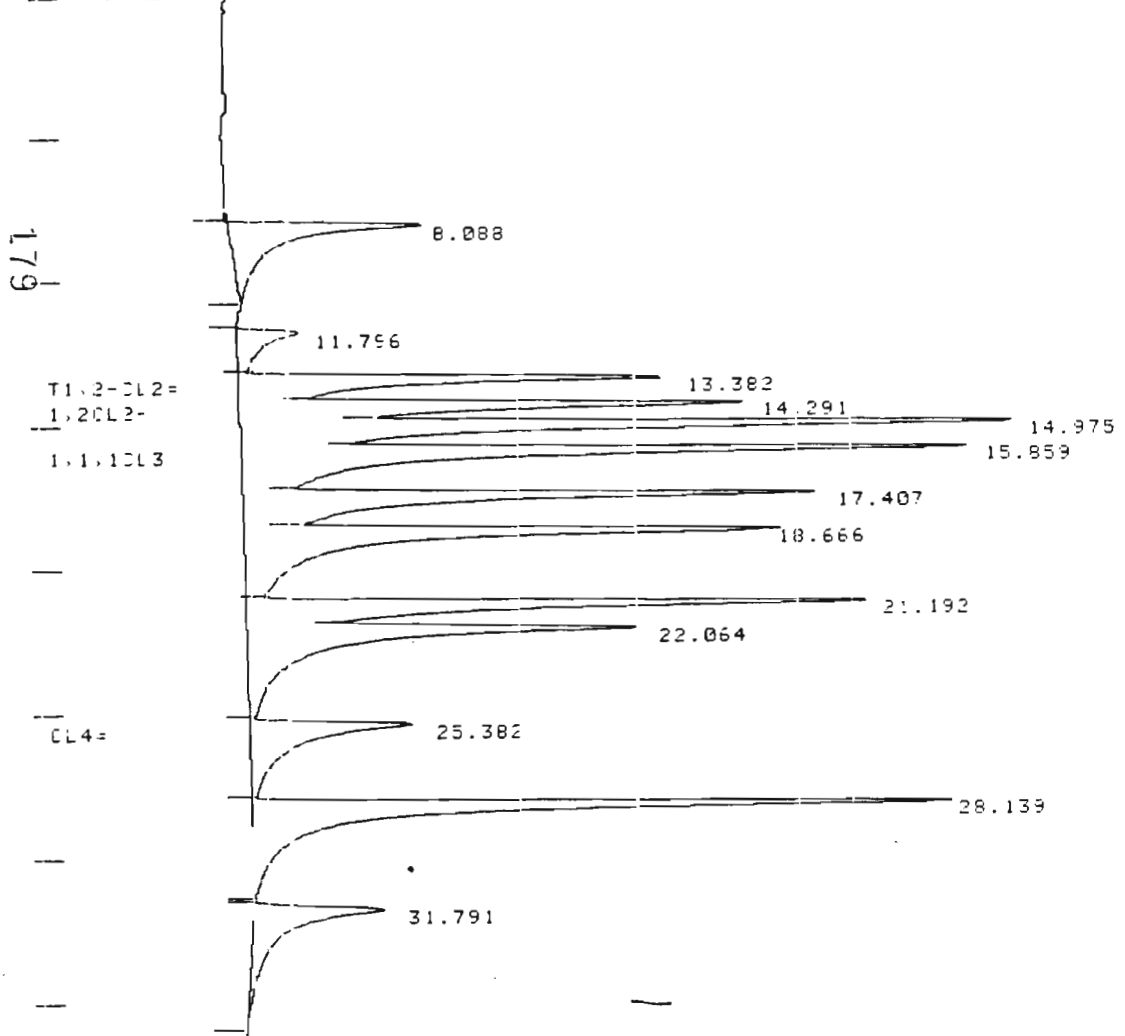
CHART SPEED 0.5 CM/MIN
ATTEN: 64 ZERO: 10% 5 MIN/TICK



TITLE: AUTOMATED VIDI/TRACOR 560/700A 20:26 24 JUN 84
CHANNEL NO: 1 SAMPLE: 4586 2LL METHOD: A2
PEAK NO PEAK NAME RESULT FACTOR TIME (MIN) TIME OFFSET AREA COUNTS SEP CODE W1/2 (SEC)
TOTALS: 0
DETECTED PKGS: 0 REJECTED PKGS: 0
AMT STD: 50.0000
NOISE: 18.2 OFFSET: -2581
SAVED FILE: V/..
ERRORS:
NO PEAKS

NOTES:
EPA METHOD 801 DATA BY P+T GC/HALL 700A
USING VALCO ATOT-1-16 AUTOSAMPLER P+T
8"X1 1/4" GLASS 1/65P1000 ON 60-80 CBP
60%40M 2%20MIN TO 220%26MIN THERPROC

CHART SPEED 0.5 CM/MIN
ATTEN: 64 ZERO: 10% 5 MIN/TICK



TITLE: AUTOMATED /VICI/TRACOR 560/700A 13:59 22 JUN 84

CHANNEL NO: 1 SAMPLE: 2UL 20LLSLST METHOD: R2

PEAK NO	PEAK NAME	RESULT PPB	TIME (MIN)	TIME OFFSET	AREA COUNTS	SEP CODE	W1/2 (SEC)
1		23.23	8.088		464555	BB	23.05
2		7.61	11.796		152147	BV	23.35
3	CHCL3	26.68	13.382	-0.288	630580	VV	18.05
4	1,2CL2-	42.86	14.291	-0.039	734754	VV	20.00
5		58.10	14.975		1161950	VV	17.80
6	1,1,1CL3	80.10	15.859	0.009	1324600	VV	18.60
7		50.33	17.407		1006670	VV	19.70
8		57.85	18.666		1157090	VV	20.00
9		47.16	21.192		943240	VV	18.90
10		48.24	22.064		964711	VV	23.35
11	CL4=	21.97	25.382	0.122	463945	VV	31.65
12		62.95	28.139		1258960	VB	17.85
13		20.20	31.791		403985	BB	29.60

TOTALS: 547.30 -0.196 10667200

DETECTED PKS: 13 REJECTED PKS: 0

DIVISOR: 1.00000 MULTIPLIER: 1.00000

NOISE: 18.2 OFFSET: -2658

SAVED FILE: V102

CHART SPEED 0.5 CM/MIN
ATTEN: 64 ZERO: 10% 5 MIN/TICK

178

TITLE: AUTOMATED VICI/TRACOR 560/700A 11:30 22 JUN 84
CHANNEL NO: 1 SAMPLE: SOIL BLANK METHOD: A2
PEAK NO PEAK NAME RESULT PPB TIME (MIN) TIME OFFSET AREA COUNTS SEP CODE W1/2 (SEC)
TOTALS: 0.00 0
DETECTED PKGS: 0 REJECTED PKGS: 0
DIVISOR: 1.00000 MULTIPLIER: 1.00000
NOISE: 18.2 OFFSET: -2658
SAVED FILE: V102
ERRORS: NO PEAKS
NOTES:
EPA METHOD: 601 DATA BY P+T GC/HALL 700A
USING VALCO ATOC-1-16 AUTOSAMPLER P+T
8"x1/2" GLASS 1/45P1000 ON 60/80 CBP
60%/4MIN 7%/MIN TO 220%/6MIN IMPROG
PR=530 SN=50 W=20 TX=20
PURGE AND CARRIER FLOWS = 40 ML/MIN

ERCO | Energy Resources Co. Inc.

205 Alewife Brook Parkway
Cambridge, Massachusetts 02138
(617) 661-3111

July 12, 1984

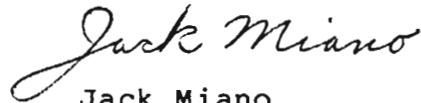
Mr. Sander Bonvell
Dunn Geoscience Corp.
5 Northway Lane No.
Latham, NY 12110

Dear Sander:

Enclosed please find the results for the ten samples received on June 15, 1984, and analyzed for volatile organic compounds using the Soil Extraction Method.

If you have any questions, please do not hesitate to call me.

Sincerely,



Jack Miano
Analytical Chemist
VOA Laboratory

JM:lk
Encl.
cc: Dr. D.W. Magee
General Electric

CLIENT Dunn Geoscience
CLIENT ID 946 / DGC 10 35-37
ERCO ID 4688
SAMPLE RECEIVED 6/15/84
ANALYSIS COMPLETED 6/24/84
RESULTS IN ng/g (ppb)

ERCO / ENERGY RESOURCES CO. INC.

SOIL PROCEDURE FOR
VOLATILE CHLORINATED
COMPOUNDS

45V	Chloromethane	ND
46V	Bromomethane	ND
88V	Vinyl chloride	ND
16V	Chloroethane	ND
44V	Methylene chloride	ND
29V	1,1-dichloroethylene	ND
13V	1,1-dichloroethane	ND
30V	1,2-trans-dichloroethylene	ND
23V	Chloroform	ND
10V	1,2-dichloroethane	ND
11V	1,1,1-trichloroethane	ND
6V	Carbon tetrachloride	ND
48V	Bromodichloromethane	ND
32V	1,2-dichloropropane	ND
33V	Trans-1,3-dichloropropylene	ND
87V	Trichloroethylene	ND
51V	Dibromochloromethane	ND
33V	Cis-1,3-dichloropropylene	ND
14V	1,1,2-trichloroethane	ND
47V	Bromoform	ND
15V	1,1,2,2-tetrachloroethane	ND
85V	Tetrachloroethylene	ND
7V	Chlorobenzene	ND
19V	2-chloroethyl vinyl ether	ND

ND = Not detected above the average reporting limit
of 100 ppb.

Reported by: IFM
Checked by: AS

CLIENT Dunn Geoscience
 CLIENT ID 947/DGC 10 40-42
 ERCO ID 4689
 SAMPLE RECEIVED 6/15/84
 ANALYSIS COMPLETED 6/24/84
 RESULTS IN ng/g (ppb)

ERCO / ENERGY RESOURCES CO. INC.

SOIL PROCEDURE FOR
VOLATILE CHLORINATED
COMPOUNDS

45V	Chloromethane	ND
46V	Bromomethane	ND
88V	Vinyl chloride	ND
16V	Chloroethane	ND
44V	Methylene chloride	ND
29V	1,1-dichloroethylene	ND
13V	1,1-dichloroethane	ND
30V	1,2-trans-dichloroethylene	ND
23V	Chloroform	ND
10V	1,2-dichloroethane	ND
11V	1,1,1-trichloroethane	ND
6V	Carbon tetrachloride	ND
48V	Bromodichloromethane	ND
32V	1,2-dichloropropane	ND
33V	Trans-1,3-dichloropropylene	ND
87V	Trichloroethylene -----	99
51V	Dibromochloromethane	ND
33V	Cis-1,3-dichloropropylene	ND
14V	1,1,2-trichloroethane	ND
47V	Bromoform	ND
15V	1,1,2,2-tetrachloroethane	ND
85V	Tetrachloroethylene	ND
7V	Chlorobenzene	ND
19V	2-chloroethyl vinyl ether	ND

ND = Not detected above the average reporting limit of 90 ppb.

Reported by: JFM
 Checked by: KS

CLIENT Dunn Geoscience
CLIENT ID 114 / DGC 105 26-28
ERCO ID 4690
SAMPLE RECEIVED 6/15/84
ANALYSIS COMPLETED 7/3/84
RESULTS IN ng/g (ppb)

ERCO / ENERGY RESOURCES CO. INC.

SOIL PROCEDURE FOR
VOLATILE CHLORINATED
COMPOUNDS

45V	Chloromethane	ND
46V	Bromomethane	ND
88V	Vinyl chloride	ND
16V	Chloroethane	ND
44V	Methylene chloride	ND
29V	1,1-dichloroethylene	ND
13V	1,1-dichloroethane	ND
30V	1,2-trans-dichloroethylene	ND
23V	Chloroform	ND
10V	1,2-dichloroethane	ND
11V	1,1,1-trichloroethane	ND
6V	Carbon tetrachloride	ND
48V	Bromodichloromethane	ND
32V	1,2-dichloropropane	ND
33V	Trans-1,3-dichloropropylene	ND
87V	Trichloroethylene	ND
51V	Dibromochloromethane	ND
33V	Cis-1,3-dichloropropylene	ND
14V	1,1,2-trichloroethane	ND
47V	Bromoform	ND
15V	1,1,2,2-tetrachloroethane	ND
85V	Tetrachloroethylene	ND
7V	Chlorobenzene	ND
19V	2-chloroethyl vinyl ether	ND

ND = Not detected above the average reporting limit
of 110 ppb.

Reported by: JFM
Checked by: JS

CLIENT Dunn Geoscience
CLIENT ID 862/DGC II 28-30
ERCO ID 4691
SAMPLE RECEIVED 6/15/84
ANALYSIS COMPLETED 6/26/84
RESULTS IN ng/g (ppb)

ERCO / ENERGY RESOURCES CO. INC.

SOIL PROCEDURE FOR
VOLATILE CHLORINATED
COMPOUNDS

45V	Chloromethane	ND
46V	Bromomethane	ND
88V	Vinyl chloride	ND
16V	Chloroethane	ND
44V	Methylene chloride -----	100
29V	1,1-dichloroethylene	ND
13V	1,1-dichloroethane	ND
30V	1,2-trans-dichloroethylene	ND
23V	Chloroform	ND
10V	1,2-dichloroethane	ND
11V	1,1,1-trichloroethane	ND
6V	Carbon tetrachloride	ND
48V	Bromodichloromethane	ND
32V	1,2-dichloropropane	ND
33V	Trans-1,3-dichloropropylene	ND
87V	Trichloroethylene	ND
51V	Dibromochloromethane	ND
33V	Cis-1,3-dichloropropylene	ND
14V	1,1,2-trichloroethane	ND
47V	Bromoform	ND
15V	1,1,2,2-tetrachloroethane	ND
85V	Tetrachloroethylene	ND
7V	Chlorobenzene	ND
19V	2-chloroethyl vinyl ether	ND

ND = Not detected above the average reporting limit
of 90 ppb.

Reported by: JFM
Checked by: JS

CLIENT Dunn Geoscience
CLIENT ID 893/DGC 11 38-40
ERCO ID 4692
SAMPLE RECEIVED 6/15/84
ANALYSIS COMPLETED 6/26/84
RESULTS IN ng/g (ppb)

ERCO / ENERGY RESOURCES CO. INC.

SOIL PROCEDURE FOR
VOLATILE CHLORINATED
COMPOUNDS

45V	Chloromethane	ND
46V	Bromomethane	ND
88V	Vinyl chloride	ND
16V	Chloroethane	ND
44V	Methylene chloride	ND
29V	1,1-dichloroethylene	ND
13V	1,1-dichloroethane	ND
30V	1,2-trans-dichloroethylene	ND
23V	Chloroform	ND
10V	1,2-dichloroethane	ND
11V	1,1,1-trichloroethane	ND
6V	Carbon tetrachloride	ND
48V	Bromodichloromethane	ND
32V	1,2-dichloropropane	ND
33V	Trans-1,3-dichloropropylene	ND
87V	Trichloroethylene	ND
51V	Dibromochloromethane	ND
33V	Cis-1,3-dichloropropylene	ND
14V	1,1,2-trichloroethane	ND
47V	Bromoform	ND
15V	1,1,2,2-tetrachloroethane	ND
85V	Tetrachloroethylene	ND
7V	Chlorobenzene	ND
19V	2-chloroethyl vinyl ether	ND

ND = Not detected above the average reporting limit
of 110 ppb.

Reported by: JFM
Checked by: KS

CLIENT Dunn Geoscience
CLIENT ID 898/DGC 11 48-50
ERCO ID 4693
SAMPLE RECEIVED 6/15/84
ANALYSIS COMPLETED 6/26/84
RESULTS IN ng/g (ppb)

ERCO / ENERGY RESOURCES CO. INC.

SOIL PROCEDURE FOR
VOLATILE CHLORINATED
COMPOUNDS

45V	Chloromethane	ND
46V	Bromomethane	ND
88V	Vinyl chloride	ND
16V	Chloroethane	ND
44V	Methylene chloride	ND
29V	1,1-dichloroethylene	ND
13V	1,1-dichloroethane	ND
30V	1,2-trans-dichloroethylene	ND
23V	Chloroform	ND
10V	1,2-dichloroethane	ND
11V	1,1,1-trichloroethane	ND
6V	Carbon tetrachloride	ND
48V	Bromodichloromethane	ND
32V	1,2-dichloropropane	ND
33V	Trans-1,3-dichloropropylene	ND
87V	Trichloroethylene	ND
51V	Dibromochloromethane	ND
33V	Cis-1,3-dichloropropylene	ND
14V	1,1,2-trichloroethane	ND
47V	Bromoform	ND
15V	1,1,2,2-tetrachloroethane	ND
85V	Tetrachloroethylene	ND
7V	Chlorobenzene	ND
19V	2-chloroethyl vinyl ether	ND

ND = Not detected above the average reporting limit
of 160 ppb.

Reported by: JFM
Checked by: NS

CLIENT	<u>Dunn Geoscience</u>	ERCO / ENERGY RESOURCES CO. INC.
CLIENT ID	<u>898 890 B/DGC II 58-60</u>	
ERCO ID	<u>4694</u>	<u>SOIL PROCEDURE FOR</u>
SAMPLE RECEIVED	<u>6/15/84</u>	<u>VOLATILE CHLORINATED</u>
ANALYSIS COMPLETED	<u>6/27/84</u>	<u>COMPOUNDS</u>
RESULTS IN	<u>ng/g (ppb)</u>	

45V	Chloromethane	ND
46V	Bromomethane	ND
88V	Vinyl chloride	ND
16V	Chloroethane	ND
44V	Methylene chloride	ND
29V	1,1-dichloroethylene	ND
13V	1,1-dichloroethane -----	*
30V	1,2-trans-dichloroethylene -----	*
23V	Chloroform -----	*
10V	1,2-dichloroethane	ND
11V	1,1,1-trichloroethane	ND
6V	Carbon tetrachloride	ND
48V	Bromodichloromethane	ND
32V	1,2-dichloropropane	ND
33V	Trans-1,3-dichloropropylene	ND
87V	Trichloroethylene	ND
51V	Dibromochloromethane	ND
33V	Cis-1,3-dichloropropylene	ND
14V	1,1,2-trichloroethane	ND
47V	Bromoform	ND
15V	1,1,2,2-tetrachloroethane	ND
85V	Tetrachloroethylene	ND
7V	Chlorobenzene	ND
19V	2-chloroethyl vinyl ether	ND

ND = Not detected above the average reporting limit of 110 ppb.

*Trace concentrations detected below the average reporting limit.

Reported by: JFM
 Checked by: NS

CLIENT Dunn Geoscience
 CLIENT ID 118 / DGC 11 74-76
 ERCO ID 4695
 SAMPLE RECEIVED 6/15/84
 ANALYSIS COMPLETED 6/27/84
 RESULTS IN ng/g (ppb)

ERCO / ENERGY RESOURCES CO. INC.

SOIL PROCEDURE FOR
VOLATILE CHLORINATED
COMPOUNDS

45V	Chloromethane	ND
46V	Bromomethane	ND
88V	Vinyl chloride	ND
16V	Chloroethane	ND
44V	Methylene chloride	ND
29V	1,1-dichloroethylene	ND
13V	1,1-dichloroethane	ND
30V	1,2-trans-dichloroethylene	ND
23V	Chloroform	ND
10V	1,2-dichloroethane	ND
11V	1,1,1-trichloroethane	ND
6V	Carbon tetrachloride	ND
48V	Bromodichloromethane	ND
32V	1,2-dichloropropane	ND
33V	Trans-1,3-dichloropropylene	ND
87V	Trichloroethylene -----	1100
51V	Dibromochloromethane	ND
33V	Cis-1,3-dichloropropylene	ND
14V	1,1,2-trichloroethane	ND
47V	Bromoform	ND
15V	1,1,2,2-tetrachloroethane	ND
85V	Tetrachloroethylene	ND
7V	Chlorobenzene	ND
19V	2-chloroethyl vinyl ether	ND

ND = Not detected above the average reporting limit of 120 ppb.

Reported by: IFM
 Checked by: AS

CLIENT Dunn Geoscience
 CLIENT ID 113/DGC 111 46-48
 ERCO ID 4696
 SAMPLE RECEIVED 6/15/84
 ANALYSIS COMPLETED 6/27/84
 RESULTS IN ng/g (ppb)

ERCO / ENERGY RESOURCES CO. INC.

SOIL PROCEDURE FOR
VOLATILE CHLORINATED
COMPOUNDS

45V	Chloromethane	ND
46V	Bromomethane	ND
88V	Vinyl chloride	ND
16V	Chloroethane	ND
44V	Methylene chloride	ND
29V	1,1-dichloroethylene	ND
13V	1,1-dichloroethane	ND
30V	1,2-trans-dichloroethylene	ND
23V	Chloroform	ND
10V	1,2-dichloroethane	ND
11V	1,1,1-trichloroethane	ND
6V	Carbon tetrachloride	ND
48V	Bromodichloromethane	ND
32V	1,2-dichloropropane	ND
33V	Trans-1,3-dichloropropylene	ND
87V	Trichloroethylene -----	*
51V	Dibromochloromethane	ND
33V	Cis-1,3-dichloropropylene	ND
14V	1,1,2-trichloroethane	ND
47V	Bromoform	ND
15V	1,1,2,2-tetrachloroethane	ND
85V	Tetrachloroethylene	ND
7V	Chlorobenzene	ND
19V	2-chloroethyl vinyl ether	ND

ND = Not detected above the average reporting limit of 76 ppb.

*Trace concentrations detected below the average reporting limit.

Reported by: JFM
 Checked by: XS

CLIENT Dunn Geoscience
CLIENT ID 145 / DGC 12 35 - 37
ERCO ID 4697
SAMPLE RECEIVED 6/15/84
ANALYSIS COMPLETED 6/27/84
RESULTS IN ng/g (ppb)

ERCO / ENERGY RESOURCES CO. INC.

SOIL PROCEDURE FOR
VOLATILE CHLORINATED
COMPOUNDS

45V	Chloromethane	ND
46V	Bromomethane	ND
88V	Vinyl chloride	ND
16V	Chloroethane	ND
44V	Methylene chloride	ND
29V	1,1-dichloroethylene	ND
13V	1,1-dichloroethane	ND
30V	1,2-trans-dichloroethylene	ND
23V	Chloroform	ND
10V	1,2-dichloroethane	ND
11V	1,1,1-trichloroethane	ND
6V	Carbon tetrachloride	ND
48V	Bromodichloromethane	ND
32V	1,2-dichloropropane	ND
33V	Trans-1,3-dichloropropylene	ND
87V	Trichloroethylene	ND
51V	Dibromochloromethane	ND
33V	Cis-1,3-dichloropropylene	ND
14V	1,1,2-trichloroethane	ND
47V	Bromoform	ND
15V	1,1,2,2-tetrachloroethane	ND
85V	Tetrachloroethylene	ND
7V	Chlorobenzene	ND
19V	2-chloroethyl vinyl ether	ND

ND = Not detected above the average reporting limit
of 110 ppb.

Reported by: JFM
Checked by: JS

CHART SPEED 0.5 CM/MIN
ATTEN: 64 ZERO: 10% 5 MIN/TICK

55

TITLE: AUTOMATED VIDI/TRACOR 560/700A

15:03 6 JUL 84

CHANNEL NO: 1

SAMPLE: 4688-2LLSL

METHOD: A2

PEAK NO	PEAK NAME	RESULT PPB	TIME (MIN)	TIME OFFSET	AREA COUNTS	SEP CODE	W1/2 (SEC)
TOTALS:		0.00			0		

DETECTED PKGS: 0 REJECTED PKGS: 0

DIVISOR: 1.00000 MULTIPLIER: 1.00000

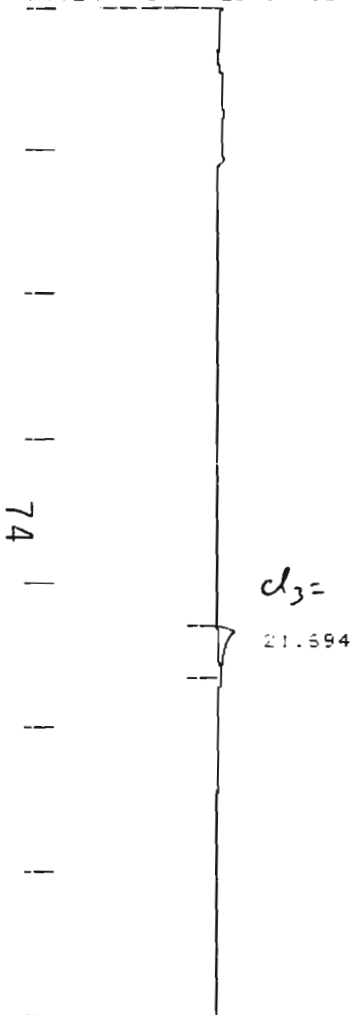
NOISE: 20.6 OFFSET: -2675

SAVED FILE: V017

ERRORS:
NO PEAKS

NOTES:
EPA 111401 601 DATA BY P+T GC/HALL 700A
USING VALCO A101-1-16 AUTOSAMPLER P+T
8"X1/4" GLASS J/KSP1000 ON 60/80 CBP
60°/4MIN 7°/MIN TO 220°/6MIN TMPPROG
PR=530 SN=50 W1=20 TX=20
PURGE AND CARRIER FLOWS = 40 ML/MIN

CHART SPEED 0.5 CM/MIN
ATTEN: 64 ZERO: 10% 5 MIN/TICK



TITLE: AUTOMATED VICI/TRACOR 560/700A

22:13 25 JUN 84

CHANNEL NO: 1

SAMPLE: 4689 2LL

METHOD: A2

PEAK NO	PEAK NAME	RESULT PPB	TIME (MIN)	TIME OFFSET	AREA COUNTS	SEP CODE	W1/2 (SEC)
1		2.03	21.694		40534	BB	? 17.00

TOTALS:

2.03

40534

DETECTED PKS: 1

REJECTED PKS: 0

DIVISOR: 1.00000

MULTIPLIER: 1.00000

NOISE: 18.2 OFFSET: -2568

SAVED FILE: V/Q.

NOTES:

EPA MET401-601 DATA BY P+T GC/HALL 700A
USING VALCO AT02-1-16 AUTOSAMPLER P+T
8'X1/4" GLASS 1%SP1000 ON 50/80 CBP
60°/4MIN 7°/MIN TO 220°/6MIN TMPPROG
PR=500 SN=50 WI=20 T%=20
PURGE AND CARRIER FLOWS = 40 ML/MIN

601

CHART SPEED 0.5 CM/MIN
ATTEN: 64 ZERO: 10% 5 MIN/TICK

80

TITLE: AUTOMATED M101/TRACOR 560/700A 19:50 3 JUL 84

CHANNEL NO: 1 SAMPLE: 4690 2LL METHOD: A2

PEAK NO	PEAK NAME	RESULT PPB	TIME (MIN)	TIME OFFSET	AREA COUNTS	SEP CODE	W1/2 (SEC)
---------	-----------	------------	------------	-------------	-------------	----------	------------

TOTALS:		0.00				0	
---------	--	------	--	--	--	---	--

DETECTED PKS: 0 REJECTED PKS: 0

DIVISOR: 1.00000 MULTIPLIER: 1.00000

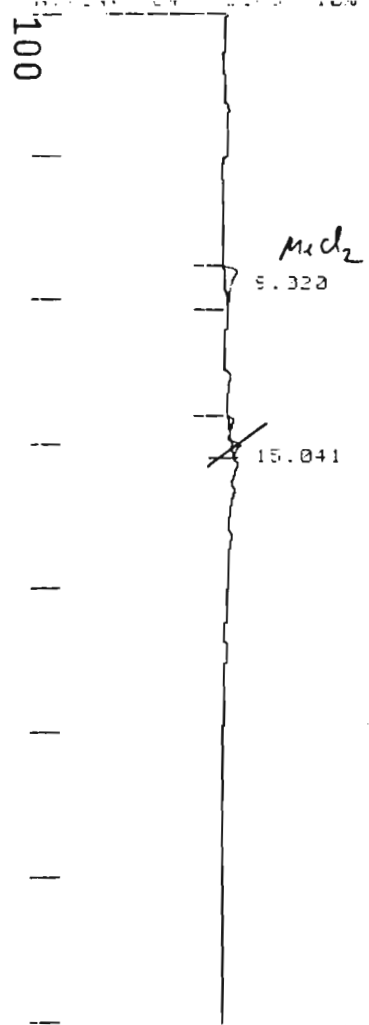
NOISE: 17.0 OFFSET: -2482

SAVED FILE: V07

ERRORS:
NO PEAKS

NOTES:
EPA METHOD 801 DATA BY P+T GC/HALL 700A
USING VALCO ATOC-1-16 AUTOSAMPLER P+T
8"X1/4" GLASS INSP1000 ON 50/80 CBP
60%/4MIN 7%/MIN TO 220%/6MIN TMPPROG
PR=530 SN=50 WI=20 TX=20
PURGE AND CARRIER FLOWS = 40 ML/MIN

CHART SPEED 0.5 CM/MIN
 ATTEN: 0.1 10% 5 MIN/TICK



TITLE: AUTOMATED MICI/TRACOR 560/700A

19:53 26 JUN 84

(CHANNEL NO): 1

SAMPLE: 4691 2LL

METHOD: A2

PEAK NO	PEAK NAME	RESULT PPB	TIME (MIN)	TIME OFFSET	AREA COUNTS	SEP CODE	W1/2 (SEC)
1		1.35	9.020		27771	BB	? 16.50
2		0.85	15.041		16983	BB	? 17.40

TOTALS: 2.24 44754

DETECTED PKs: 2 REJECTED PKs: 0

DIVISOR: 1.00000 MULTIPLIER: 1.00000

NOISE: 24.3 OFFSET: -2551

SAVED FILE: V00.

NOTES:
 101 EPA METHOD 601 DATA BY P+T GC/HALL 700A
 USING VALCO AT01-1-16 AUTOSAMPLER P+T
 8'X1/4" GLASS PESP1000 ON 60/80 CBP
 60%4MIN 7%MIN TO 220%6MIN TMPPROG
 PR=500 SN=50 W1=20 TX=20
 PURGE AND CARRIER FLOWS = 40 ML/MIN

CHART SPEED 0.5 CM/MIN
ATTEN: 64 ZERO: 10% 5 MIN/TICK



102

TITLE: AUTOMATED VIDI/TRACOR 560/700A 20:44 26 JUN 84

CHANNEL NO: 1 SAMPLE: 4692 2LL METHOD: A2

PEAK NO	PEAK NAME	RESULT PRB	TIME (MIN)	TIME OFFSET	AREA COUNTS	SEP CODE	WID (SEC)
TOTALS:		0.00				0	

DETECTED PKS: 0 REJECTED PKS: 0

DIVISOR: 1.00000 MULTIPLIER: 1.00000

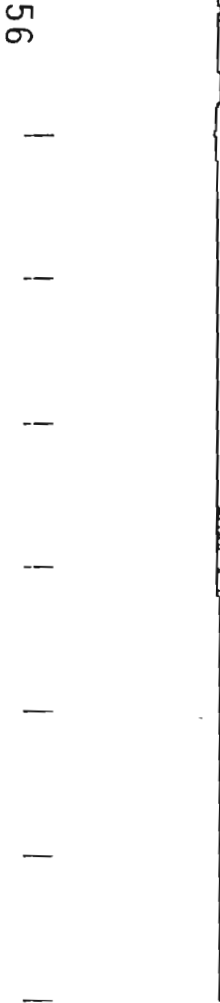
NOISE: 24.3 OFFSET: -2612

SAVED FILE: V001

ERRORS:
NO PEAKS

NOTES:
EPA METHOD 601 DATA BY P+T GC/HALL 700A
USING VALCO HT00-1-16 AUTOSAMPLER P+T
8'X1/4" GLASS 100SP1000 ON 50'80'CBP
60%/4MIN 7%/MIN TO 220%/6MIN THPPROG
PR=500 SN=50 W1=20 T%=20
PURGE AND CARRIER FLOWS = 40 ML/MIN

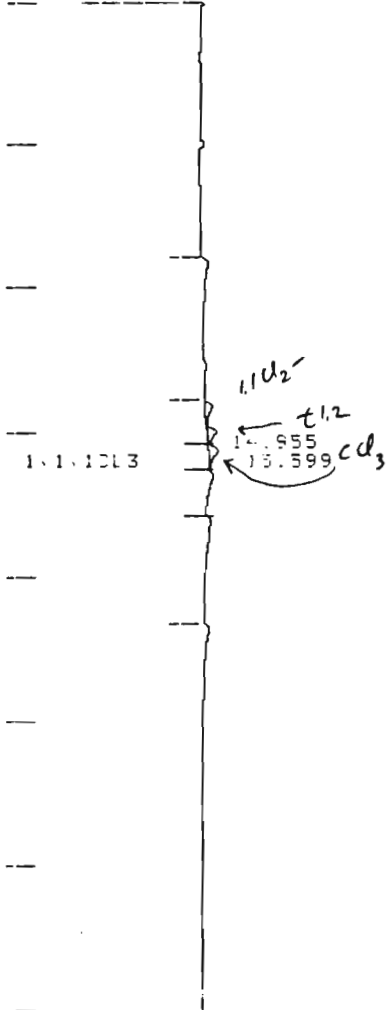
CHART SPEED 3.5 CM/MIN
ATTEN: 64 ZERO: 10% 5 MIN/TICK



TITLE: AUTOMATED /VICI/TRACOR 560/700A 15:59 6 JUL 84
CHANNEL NO: 1 SAMPLE: 4693-2LLSL METHOD: A2
PEAK NO PEAK NAME RESULT TIME (MIN) TIME OFFSET AREA COUNTS SEP CODE W1/2 (SEC)
TOTALS: 0.00 0
DETECTED PKGS: 0 REJECTED PKGS: 0
DIVISOR: 1.00000 MULTIPLIER: 1.00000
NOISE: 20.6 OFFSET: -2659
SAVED FILE: V01E
ERRORS:
NO PEAKS

57 NOTES:
EPA METHOD: 601 DATA BY P+T GC/HALL 700A
USING VALCO ATOC-1-16 AUTOSAMPLER P+T
8"X1/4" GLASS INSP1000 ON 50/80 CBP
60%/4MIN 7%/MIN TO 220%/6MIN TMPROG
PR=530 SN=50 W1-20 TX=20
PURGE AND CARRIER FLOWS = 40 ML/MIN

CHART SPEED 0.5 CM/MIN
 ATTEN: 64 ZERO: 10% 5 MIN/TICK



124

TITLE: AUTOMATED VICI/TRACOR 560/700A 18:23 27 JUN 84
 CHANNEL NO: 1 SAMPLE: 4694 2LL METHOD: A2

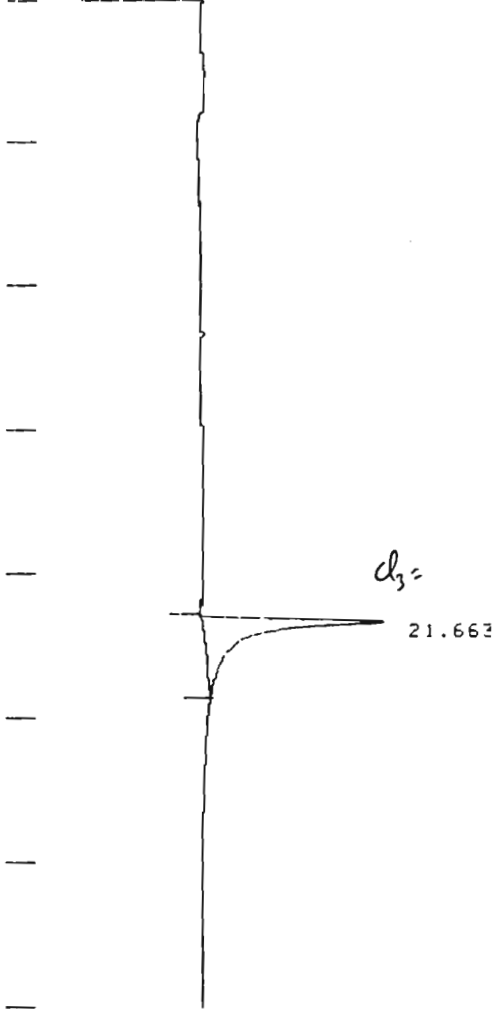
PEAK NO	PEAK NAME	RESULT PPB	TIME (MIN)	TIME OFFSET	AREA COUNTS	SEP CODE	WI/2 (SEC)
1		1.47	14.955		29350	BV	? 18.30
2	1.110L3	0.99	15.599	-0.251	16351	VB	? 19.20
TOTALS:		2.46		-0.251	45701		

DETECTED PKS: 2 REJECTED PKS: 0
 DIVISOR: 1.00000 MULTIPLIER: 1.00000
 NOISE: 19.4 OFFSET: -2635
 SAVED FILE: V04.

NOTES:
 EPA METHOD 601 DATA BY P+T GC/HALL 700A
 USING VALCO #101-1-16 AUTOSAMPLER P+T
 8"X1/4" GLASS 1%SP1000 ON 50/80 CBP
 60%/4MIN 7%/MIN TO 220%/6MIN TMPPROG
 PR=530 SN=50 WI=20 T%=20
 PURGE AND CARRIER FLOWS = 40 ML/MIN

125

CHART SPEED 0.5 CM/MIN
ATTEN: 64 ZERO: 10% 5 MIN/TICK



TITLE: AUTOMATED VICI/TRACOR 560/700A

19:10 27 JUN 84

CHANNEL NO: 1

SAMPLE: 4635 2LL

METHOD: A2

PEAK NO	PEAK NAME	RESULT PPB	TIME (MIN)	TIME OFFSET	AREA COUNTS	SEP CODE	W1/2 (SEC)
1		19.30	21.663		385901	BB	20.05

TOTALS:

19.30

385901

126

DETECTED PKs: 1

REJECTED PKs: 0

DIVISOR: 1.00000

MULTIPLIER: 1.00000

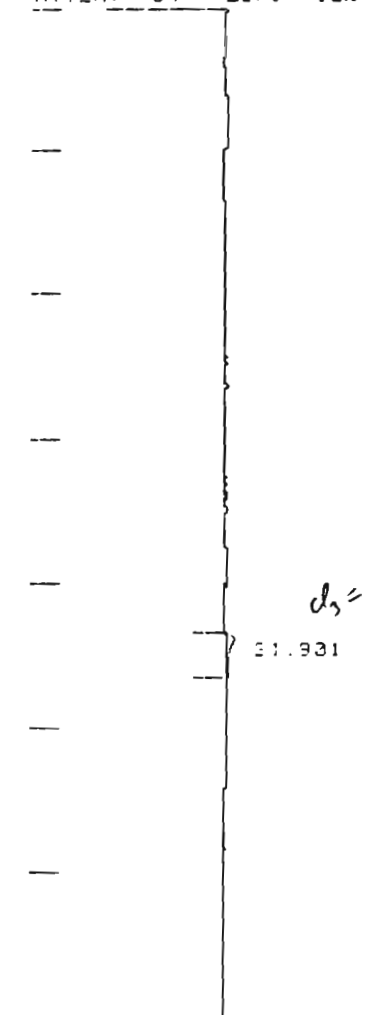
NOISE: 19.4 OFFSET: -2624

SAVED FILE: V0*- *V479*

NOTES:

EPA METHOD 601 DATA BY P+T GC/HALL 700A
 USING VALCO ATOC-1-16 AUTOSAMPLER P+T
 8'X1/4" GLASS 1%SP1000 ON 60/80 CBP
 60°/4MIN 7°/MIN TO 220°/6MIN TMPPROG
 PR=530 SN=50 W1=20 T%=20
 PURGE AND CARRIER FLOWS = 40 ML/MIN

CHART SPEED 0.5 CM/MIN
ATTEN: 64 ZERO: 10% 5 MIN/TICK



127

TITLE: AUTOMATED VIDI/TRACOR 560/700A 20:04 27 JUN 84
CHANNEL NO: 1 SAMPLE: 4696 2LL METHOD: A2
PEAK NO PEAK NAME RESULT TIME (MIN) TIME OFFSET AREA COUNTS SEP CODE W1/2 (SEC)
1 0.95 21.901 19898 BB ? 17.10
TOTALS: 0.95 19898

DETECTED PKS: 1 REJECTED PKS: 0

DIVISOR: 1.00000 MULTIPLIER: 1.00000

NOISE: 19.4 OFFSET: -2627

SAVED FILE: V0*.

NOTES:
EPA METHOD 801 DATA BY P+T GC/HALL 700A
USING VALCO ATU-1-16 AUTOSAMPLER P+T
8'X1/4" GLASS 1%SP1000 ON 50/80 CBP
60°/4MIN 7°/MIN TO 220°/6MIN TMPROG
PR=530 SN=50 W1=20 T%=20
PURGE AND CARRIER FLOWS = 40 ML/MIN

CHART SPEED 0.5 CM/MIN
ATTEN: 64 ZERO: 10% 5 MIN/TICK

128

TITLE: AUTOMATED VICI/TRACOR 560/700A 20:55 27 JUN 84
CHANNEL NO: 1 SAMPLE: 4697 2LL METHOD: A2
PEAK NO PEAK NAME RESULT PPB TIME (MIN) TIME OFFSET AREA COUNTS SEP CODE N1/2 (SEC)
TOTALS: 0.00 0

DETECTED PKGS: 0 REJECTED PKGS: 0

DIVISOR: 1.00000 MULTIPLIER: 1.00000

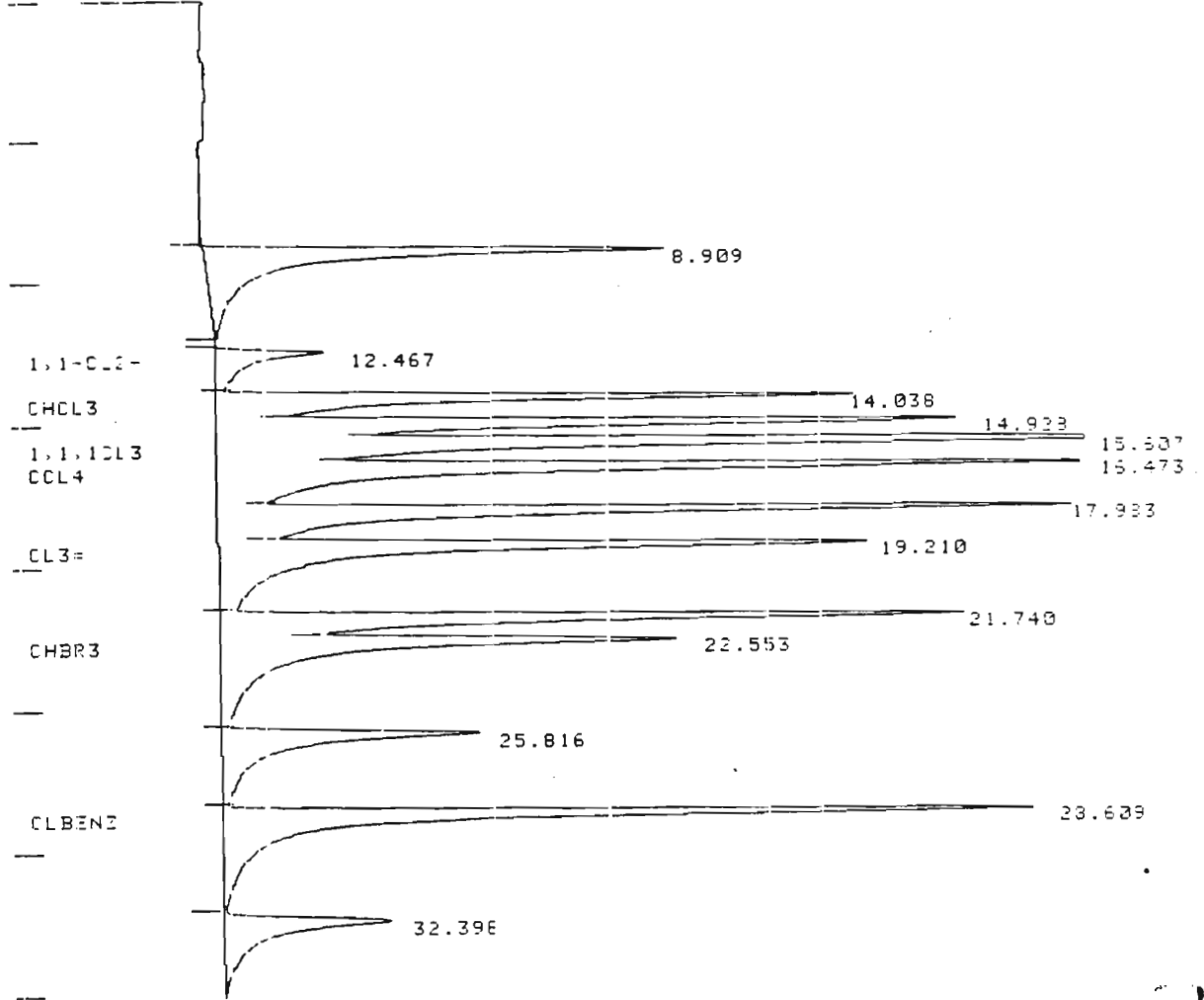
NOISE: 19.4 OFFSET: -2628

SAVED FILE: V0*

ERRORS:
NO PEAKS

NOTES:
EPA METHOD 601 DATA BY P+T GC/HALL 700A
USING VALCO AT00-1-16 AUTOSAMPLER P+T
8'X1/4" GLASS 10SP1000 ON 60/80 CBP
60°/4MIN 7°/MIN TO 220°/6MIN TMPROG
PR=530 SN=50 WI=20 TX=20
PURGE AND CARRIER FLOWS = 40 ML/MIN

CHART SPEED 0.5 CM/MIN
 ATTEN: 64 ZERO: 10% 5 MIN/TICK



73

TITLE: AUTOMATED MICRACOR 560/700A

21:18 25 JUN 84

CHANNEL NO: 1

SAMPLE: JUN24562UL

METHOD: A2

PEAK NO	PEAK NAME	RESULT PPB	TIME (MIN)	TIME OFFSET	AREA COUNTS	SEP CODE	W1/2 (SEC)
1		44.84	8.909		896819	BB	18.25
2	1,1-CL2-	13.64	12.467	0.227	214382	BV	20.00
3	1,2C-2-	49.32	14.038	-0.292	845091	VV	15.50
4		49.61	14.928		992283	VV	17.50
5	1,1,1CL3	37.93	15.607	-0.243	1619370	VV	15.95
6	CCL4	74.04	16.473	-0.207	1480740	VV	18.10
7		65.16	17.983		1303140	VV	16.65
8	CL3=	31.84	19.210	0.110	1258060	VV	18.10
9		54.14	21.740		1082740	VV	18.15
10	CHBR3	121.23	22.553	-0.177	1060160	VV	21.25
11		30.67	25.816		613336	VV	23.45
12	CLBENZ	197.42	28.609	0.009	1382560	VV	16.70
13		21.49	32.398		429725	VB	27.25

TOTALS: 891.33 -0.573 13176400

DETECTED PKS: 13 REJECTED PKS: 0

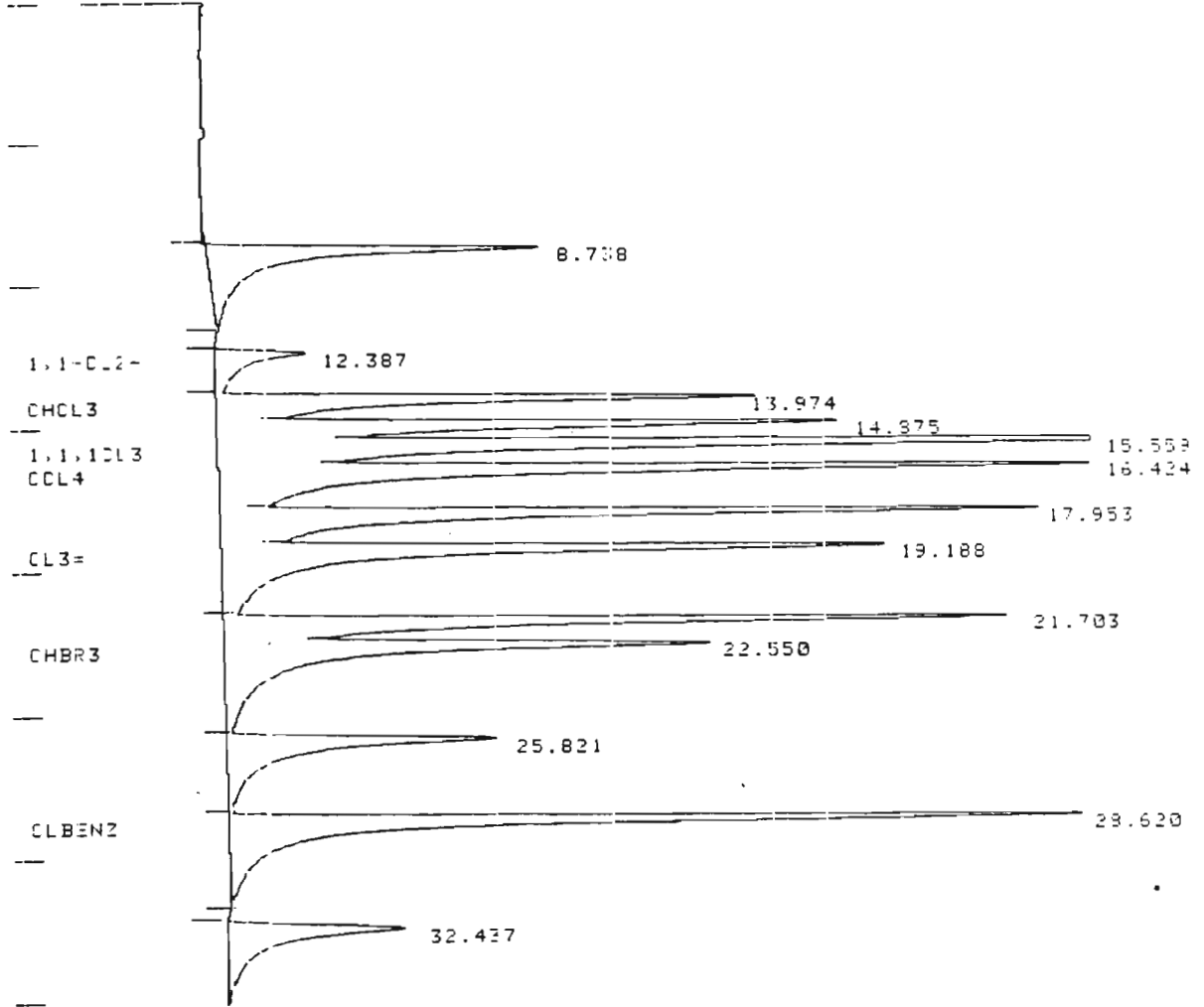
DIVISOR: 1.00000 MULTIPLIER: 1.00000

NOISE: 18.2 OFFSET: -2579

SAVED FILE: V/0-

NOTES:
 EPA METHOD 601 DATA BY P+T GC/HALL 700A

CHART SPEED 0.5 CM/MIN
 RTTEN: 64 ZERO: 10% 5 MIN/TICK



TITLE: AUTOMATED 7001/TRACOR 560/700A

19:10 26 JUN 84

CHANNEL NO: 1

SAMPLE: JUN25 99 2UL

METHOD: A2

PEAK NO	PEAK NAME	RESULT PPB	TIME (MIN)	TIME OFFSET	AREA COUNTS	SEP CODE	WLM2 (SEC)
1		33.5E	8.738		671639	BB	18.95
2	1,1-CL2-	11.7E	12.387	0.147	184823	BV	21.03
3	CHCL3	31.6E	13.974	0.304	746721	VV	16.40
4		42.31	14.875		846201	VV	18.20
5	1,1,1CL3	31.67	15.559	-0.291	1515900	VV	16.00
6	CCL4	73.2E	16.424	-0.256	1465130	VV	17.30
7		53.40	17.953		1267990	VV	17.05
8	CL3=	82.44	19.188	0.088	1267350	VV	18.25
9		54.75	21.703		1094920	VV	17.15
10	CHBR3	124.60	22.550	-0.180	1089590	VV	21.03
11		30.71	25.821		614180	VV	23.65
12	CLBENZ	191.00	28.620	0.020	1408920	VB	17.30
13		22.22	32.437		444302	BB	26.50

TOTALS: 853.3E -0.168 12619700

DETECTED PKGS: 13 REJECTED PKGS: 0

DIVISOR: 1.00000 MULTIPLIER: 1.00000

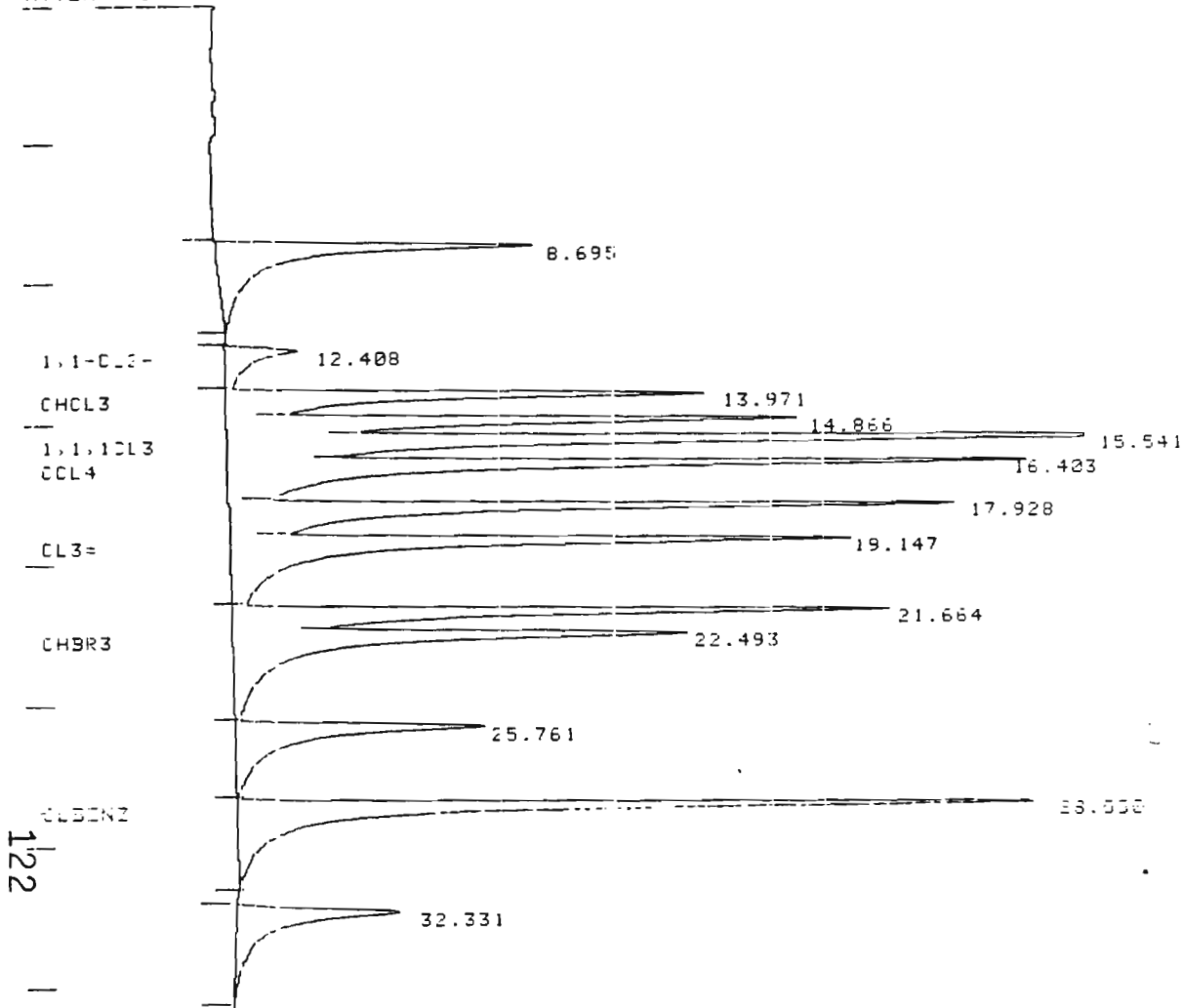
NOISE: 24.3 OFFSET: -2626

SAVED FILE: V00

NOTES:

EPA METHOD: 801 DATA BY P+T GC/HALL 700A

CHART SPEED 0.5 CM/MIN
 ATTEN: 64 ZERO: 10% 5 MIN/TICK



TITLE: AUTOMATED VICI/TRACOR 560/700A 16:36 27 JUN 84

CHANNEL NO: 1 SAMPLE: JUN26SS 2UL METHOD: A2

PEAK NO	PEAK NAME	RESULT PPB	TIME (MIN)	TIME OFFSET	AREA COUNTS	SEP CODE	W1/2 (SEC)
1		34.11	8.695		682204	BB	19.25
2	1,1-DL2-	10.45	12.408	0.168	164137	BV	25.00
3	CHCL3	28.84	13.971	0.301	681532	VV	16.55
4		39.26	14.866		785110	VV	17.95
5	1,1,1CL3	34.35	15.541	-0.309	1395500	VV	16.20
6	CCL4	57.97	16.403	-0.277	1359440	VV	17.40
7		57.50	17.928		1150030	VV	16.80
8	CL3=	78.55	19.147	0.047	1207530	VV	18.25
9		48.12	21.664		962399	VV	17.80
10	CHBR3	118.02	22.493	-0.237	1032200	VV	21.25
11		28.60	25.761		571949	VV	23.50
12	C.BENZ	178.27	28.550	-0.050	1315000	VB	17.00
13		21.84	32.331		436843	BB	26.75

TOTALS: 795.92 -0.357 11743900

DETECTED PKs: 13 REJECTED PKs: 0

DIVISOR: 1.00000 MULTIPLIER: 1.00000

NOISE: 19.4 OFFSET: -2609

SAVED FILE: V014

NOTES:

FOR METHOD 601 DATA BY P+T GC/HALL 700A

CHART SPEED 0.5 CM/MIN
ATTEN: 64 ZEP0: 10% 5 MIN/TICK



TITLE: AUTOMATED /101/TRACOR 560/700A

19:29 25 JUN 84

CHANNEL NO: 1

SAMPLE: SOIL BLANK

METHOD: A2

PEAK NO	PEAK NAME	RESULT PPB	TIME (MIN)	TIME OFFSET	AREA COUNTS	SEP CODE	W1/2 (SEC)
00		0.00			0		

DETECTED PKG: 0

REJECTED PKG: 0

DIVISOR: 1.00000

MULTIPLIER: 1.00000

NOISE: 18.2 OFFSET: -2653

SAVED FILE: V/04 *V406*

ERRORS:
NO PEAKS

NOTES:
EPA METHOD 601 DATA BY P+T GC/HALL 700A
USING VALCO ATOC-1-16 AUTOSAMPLER P+T
8"X1/4" GLASS 1%SP1000 ON 60/80 CBP
60%4MIN 7%MIN TO 220%6MIN TMPROG
PR=530 SN=50 W1=20 T%=20
PURGE AND CARRIER FLOWS = 40 ML/MIN

CHART SPEED 0.5 CM/MIN
ATTEN: 64 ZERO: 10% 5 MIN/TICK

96

TITLE: AUTOMATED MIDI/TRACOR 560/700A 17:18 26 JUN 84

CHANNEL NO: 1 SAMPLE: SOIL BLK 2UL METHOD: A2

PEAK NO	PEAK NAME	RESULT PPB	TIME (MIN)	TIME OFFSET	AREA COUNTS	SEP CODE	W1/2 (SEC)
TOTALS:		0.00			0		

DETECTED PKS: 0 REJECTED PKS: 0

DIVISOR: 1.00000 MULTIPLIER: 1.00000

NOISE: 24.3 OFFSET: -2613

SAVED FILE: V014

ERRORS:
NO PEAKS

NOTES:
EPA METHOD 601 DATA BY P+T GC/HALL 700A
USING VALCO 4100-1-16 AUTOSAMPLER P+T
8"X1/2" GLASS 1%SP1000 ON 50/80 CBP
60°/4MIN 7°/MIN TO 220°/6MIN TMPPROG
PR=5300 SN=50 MI=20 TX=20
PURGE AND CARRIER FLOWS = 40 ML/MIN

97

CHART SPEED 0.5 CM/MIN
ATTEN: 64 ZERO: 10% 5 MIN/TICK



TITLE: AUTOMATED MIDI/TRACOR 560/700A

15:42 27 JUN 84

CHANNEL NO: 1

SAMPLE: SOIL BLANK

METHOD: A2

PEAK NO	PEAK NAME	RESULT PPB	TIME (MIN)	TIME OFFSET	AREA COUNTS	SEP CODE	W1/2 (SEC)
---------	-----------	------------	------------	-------------	-------------	----------	------------

TOTALS: 0.00 0

DETECTED PKG: 0 REJECTED PKG: 0

DIVISOR: 1.00000 MULTIPLIER: 1.00000

NOISE: 19.4 OFFSET: -2578

SAVED FILE: V0**

ERRORS:
NO PEAKS

NOTES:
EPA METHOD 801 DATA BY P+T GC/HALL 700A
USING VALCO ATOS-1-16 AUTOSAMPLER P+T
8"X1/4" GLASS J'65P1000 ON 60/80 CBP
60°/4MIN 7°/MIN TO 220°/6MIN TMRPROG
PR=530 SN=50 W1=23 TX=20
PURGE AND CARRIER FLOWS = 40 ML/MIN

DRAFT
DISCUSSION
PROPOSES

AIR STUDY #183
MOREAU SITE
MONITORING REPORT
(AUGUST - NOVEMBER 1983)

Prepared by
AIR & NOISE STUDIES SECTION
DIVISION OF AIR
NYS DEPARTMENT OF ENVIRONMENTAL CONSERVATION
50 WOLF ROAD
ALBANY, NY 12233

JULY, 1984

RECEIVED

AIR 2/1/84

BUREAU OF REMEDIAL ACTION
DIVISION OF SOLID AND
HAZARDOUS WASTE

MONITORING REPORT - MOREAU SITE

TABLE OF CONTENTS

SUMMARY	1
BACKGROUND	2
Figure 1 Map of Area	3
Figure 2 Map of Site	4
PURPOSE	5
CHRONOLOGY	5
SAMPLING CRITERIA	6
RESULTS	7
TSP	7
Polychlorinated Biphenyl's (PCB's)	7
Volatile Organic Vapors	7
QUALITY CONTROL	8
Completeness of Data	8
Accuracy of Results	9
APPENDIX A - QUALITY CONTROL	11
A-1 Accuracy Estimation Procedures and Calculations	12
A-2 Sampling Schedule and Data Completeness	16
APPENDIX B - DATA	20

SUMMARY

Air monitoring conducted at the Moreau Site from August 5, 1983 until November 14, 1983 indicated no air pollution contamination in the vicinity. Sampling equipment was operated every six days in accordance with the New York State and EPA 6-Day Sampling Schedule except for the period from September 6 to September 23 when it was operated two days per week.

Sampling for Total Suspended Particulates (TSP) yielded mean concentrations ranging from 19 to 46 ug/m³, 25 to 61% of the New York State AAQS (75 ug/m³). The annual geometric mean for 1983 at the nearest DEC Continuous Air Monitoring Station in Glens Falls was 38 ug/m³. Sampling for PCB's indicated all samples were less than 1/10 of the AAL (Acceptable Ambient Level). With one exception, sampling for volatile organics yielded results less than 1/10 of the AAL of 100 ug/m³. The exception occurred on November 2, 1983 when a maximum level of 18 ug/m³ of benzene was detected at the site on Terry Drive, approximately 1,800 feet southwest of the project site. It is not possible to ascertain the source of the benzene.

Preliminary evaluation of results concluded that no significant concentrations, of the air pollution contaminants sample for, were detected during the sampling period.

BACKGROUND

The Moreau Site Air Monitoring Program - Special Study No. 183 was established at the request of the Bureau of Remedial Action, Division of Solid and Hazardous Waste. The Air and Noise Studies Section, Division of Air was assigned to conduct off-site ambient air monitoring during the Remedial Program contract work, at the site of the former Moreau Hazardous Waste Disposal Site, off County Road 28 (Fort Edward Road), South Glens Falls, Town of Moreau, Saratoga County.

Equipment was installed at two sites (See Figures 1 & 2) in July 1983 and sampling commenced on August 5, 1983. Responsibility for the operation of the equipment, changing filters and cartridges, and maintaining sampling records was assigned to the Air and Noise Studies (ANS) Section.

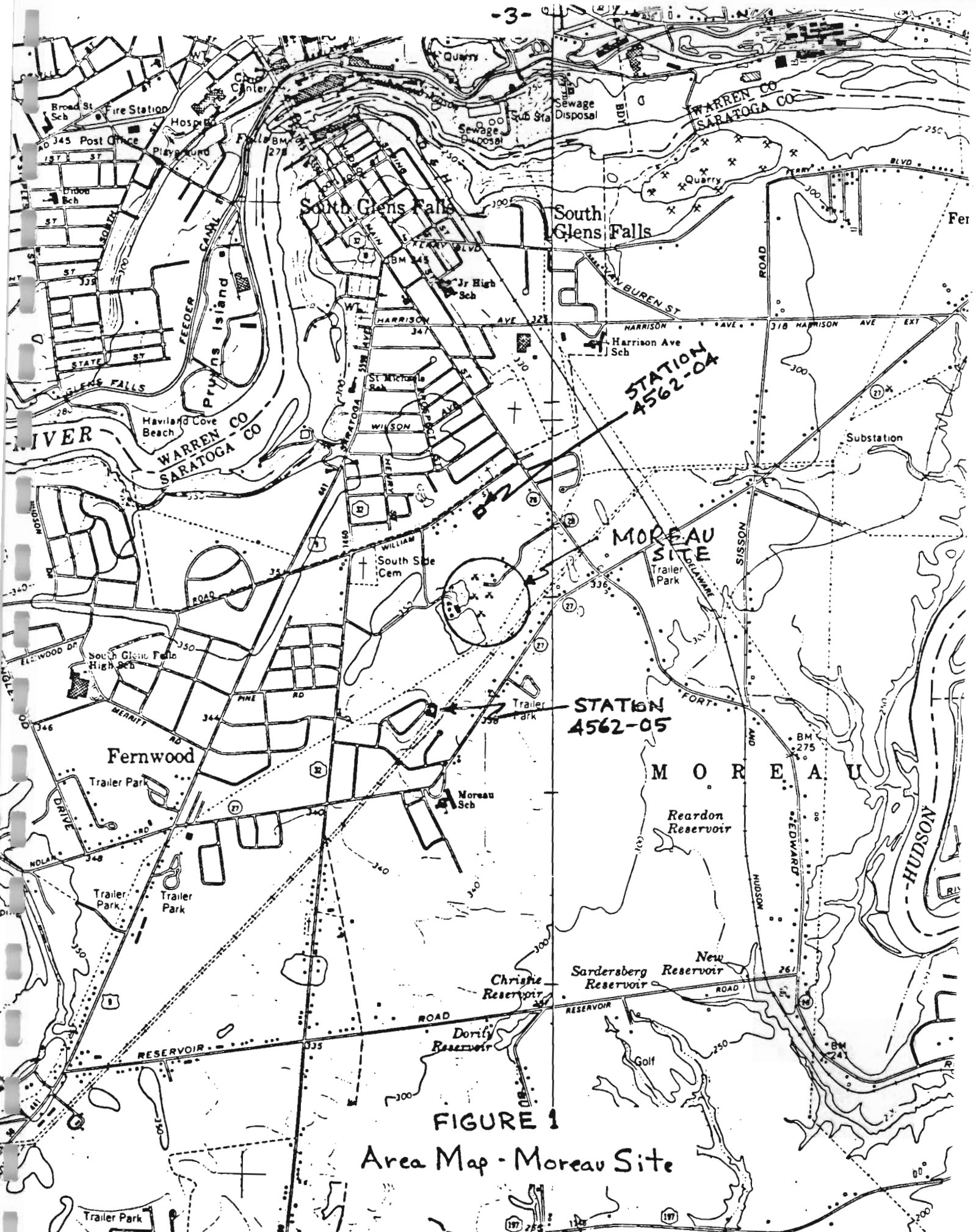


FIGURE 1
Area Map - Moreau Site

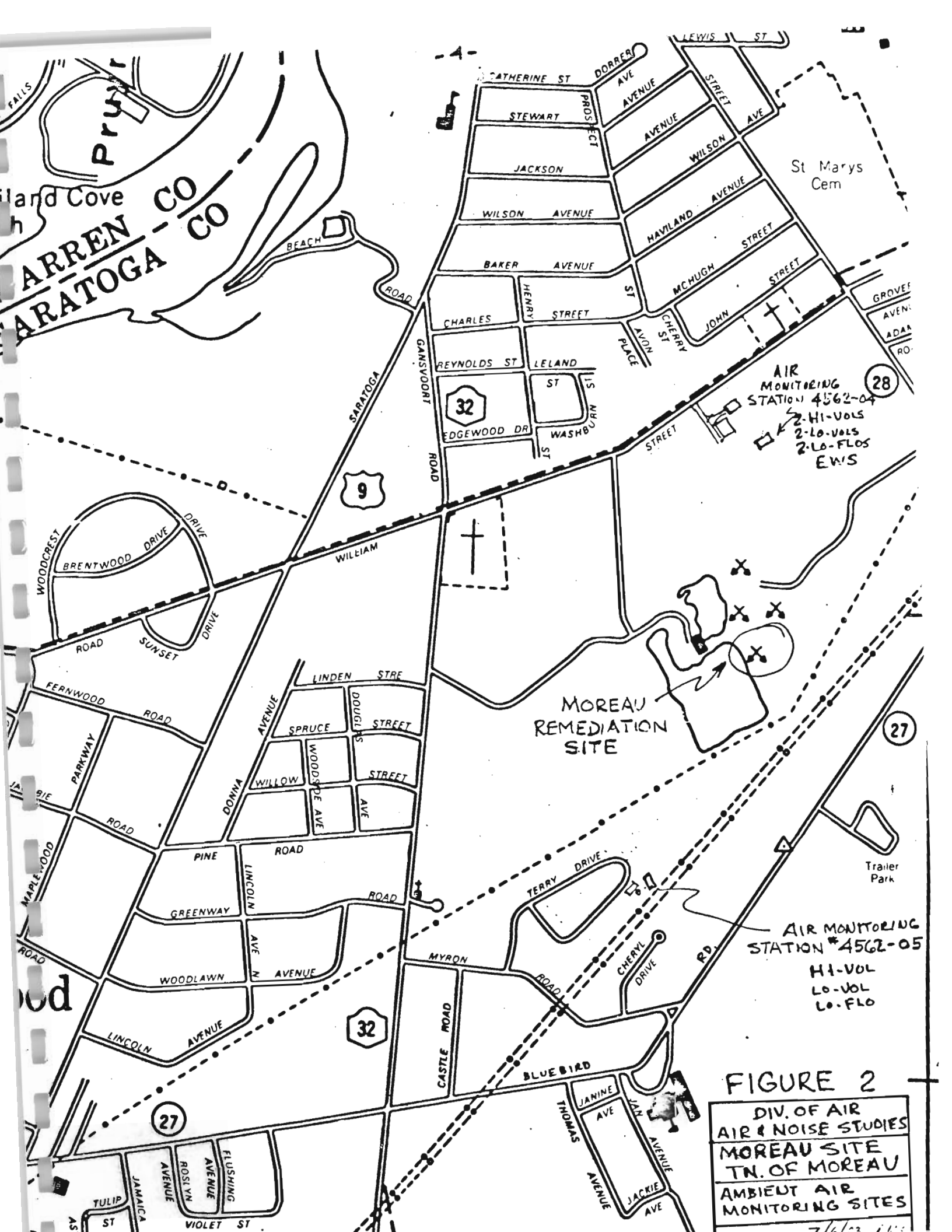


FIGURE 2
 DIV. OF AIR
 AIR & NOISE STUDIES
 MOREAU SITE
 TN. OF MOREAU
 AMBIENT AIR
 MONITORING SITES
 7/6/02

PURPOSE

The purpose of the ambient air monitoring program was to permit assessment of the migration of particles and volatile organic vapors off-site during the Remedial Program contract work at the Palmer Site.

CHRONOLOGY

1. May-June 1983 - Sites established by ANS and property agreements obtained.
2. July 1983 - Contractor installed security fencing and electrical service installed.
3. July 27-29, 1983 - ANS staff installed platforms and sampling equipment.
4. August 5, 1983 - Sampling commenced at both sites.
5. August 24, 1983 - ANS staff conducted flow audits on sampling equipment and serviced meteorology equipment.
6. September 6-23, 1983 - Sampling conducted two working days each week during maximum excavation period. Serviced meteorology equipment.
7. November 14, 1983 - Final sampling run.
8. November 30, 1983 - Sampling equipment removed for winter. Final flow audits conducted prior to removal.

SAMPLING CRITERIA

<u>Contaminant</u>	<u>NYS Standard or AAL**</u>	<u>Planned Ambient Detection Limit***</u>
Total Suspended Particulates (TSP)	250 ug/m ³ /24 ³ hrs or 75 ug/m ³ *	
Polychlorinated Biphenyls (total)	1.67 ug/m ³	
Aroclor 1221		0.2 ug/m ³
Aroclor 1016/1242		0.2 ug/m ³
Aroclor 1254		0.2 ug/m ³
Aroclor 1260		0.2 ug/m ³
Volatiles		
Benzene	100 ug/m ³	10 ug/m ³
Trichloroethylene	900 ug/m ³	90 ug/m ³

*24-hour standard - the average concentration shall not exceed 250 ug/m³ more than once a year. The New York State Ambient Air Quality Standard (AAQS) is 75 ug/m³ (Annual Geometric Mean).

**AAL (Acceptable Ambient Level) as derived in Air Guide-1 (Application of 6NYCRR Part 212 - Toxic Contaminants). AAL = 1/300 of the TWA-TLV for High and Moderate Toxicity Contaminants and 1/50 for Low Toxicity Contaminants. The TWA-TLV (Time Weighted Average-Threshold Limit Value) = the time weighted average concentration for a normal 8-hour work day and a 40-hour work week to which nearly all workers may be repeatedly exposed, without adverse effects.

**PADL (Planned Ambient Detection Limit) = 1/10 of the AAL. This level has been selected as a lower limit for analysis, safety, action and reporting purposes.

RESULTS

<u>Parameter</u>	<u>Station No.</u>	<u>Month</u>	<u>No. of Samples</u>	<u>Geometric Mean₃ (ug/m³)</u>	<u>Range (ug/m³)</u>
TSP	4562-04	August	6	31	20-54
	4562-05	August	6	33	17-59
	4562-04	September	6	31	13-52
	4562-05	September	5	29	12-59
	4562-04	October	5	19	11-48
	4562-05	October	5	19	10-37
	4562-04	November	2	37	29-47
	4562-05	November	2	46	39-54

<u>Parameter</u>	<u>Station No.</u>	<u>Results (ug/m³)</u>	<u>PADL⁽¹⁾₃ (ug/m³)</u>	<u>AAL⁽¹⁾₃ (ug/m³)</u>
POLYCHLORINATED BIPHENYLS (PCB's)				
All Aroclors	4562-04	<0.02	0.2	1.67
All Aroclors	4562-05	<0.02	0.2	1.67

VOLATILE ORGANIC

VAPORS sampled for: Benzene
Trichloroethylene

VAPOR SAMPLING
POSITIVE RESULTS - 1983

<u>Date</u>	<u>Station No.</u>	<u>Vapor</u>	<u>Concentration (ug/m³)</u>	<u>PADL⁽¹⁾₃ (ug/m³)</u>	<u>AAL⁽¹⁾₃ (ug/m³)</u>
11/02/84	4567-05	Benzene	18	10	100

(1) Refer to Sampling Criteria (Page 6)

QUALITY ASSURANCE

1) COMPLETENESS OF DATA

A detailed description of the sampling schedule and samples successfully collected is provided in Appendix A-2.

^{OK} Twenty-one high volume air sampler runs for total suspended particulates were planned at each station, a total of 42 runs. Of this planned number 40 samples, ²² 95% were successfully collected and analyzed. 27

Twenty-one high flow vapor samples using Florisil cartridges for PCB's were also planned for each site. Of the 42 possible samples, ^{OK} 41 were collected and analyzed for a 98% completeness.

Similarly ³⁷ 41 of 42 planned low volume vapor samples for volatile organics were obtained, for a ⁷³ 98% completeness score.

Wind data was reviewed on an hourly basis. The data was considered complete if both wind speed and direction could be determined for the entire hour. The overall completeness of weather data was 62% with monthly values as follows:

Month	days run	hours run	hours data	% complete
August	8/4-8/31	660	634	96
September	9/1-9/30	720	325	45
October	10/1-10/31	744	331	44
November	11/1-11/15	348	243	70
Total		2472	1533	62

2) ACCURACY OF RESULTS

Accuracy estimates are based on performance audits. A description of the estimation procedure and calculations may be found in Appendix A.

A) Total Suspended Particulate Accuracy

Accuracy of the total suspended particulate data is estimated from flow audits of the high volume air samples. Since only one audit was conducted at each site, it is not possible to compute accuracy estimates for the individual sites. The overall TSP accuracy estimate is:

upper limit: 7.28%

lower limit: -2.12%

B) PCB Accuracy

Accuracy of PCB data is based on flow audits of the florisisl sorbant cartridges. Since only one tube was audited at each site, individual site accuracy estimates cannot be computed. The overall PCB accuracy estimate is:

upper limit: 7.90%

lower limit: -1.50%

C) Volatile Organic Contaminant Accuracy

Accuracy of volatile organic contaminant accuracy is derived from flow audits of the low flow sampling pumps.

The accuracy at site 4562-04 is estimated as

upper limit: 42.71%

lower limit: -40.65%

The accuracy at site 4562-05 is estimated as

upper limit: 14.08%

lower limit: -20.74%

The combined overall accuracy estimate for volatile organic contaminants in this study is

upper limit: 9.19%

lower limit: -11.49%

APPENDIX A

A-1 Accuracy Estimation Procedures and Calculation

A-2 Sampling Schedule and Data Completeness

APPENDIX A-1

Accuracy Estimation Procedures and Calculations

Introduction

Estimates of accuracy in the report are given in terms of 95% probability limits. The calculation are based upon those promulgated by the United States Environmental Protection Agency in Appendix A of 44 FR 92, pg. 27574, May 10, 1979.

Accuracy estimates are based on performance audits. In the case of high volume air samplers, and vapor samplers the accuracy estimates are based only on flow rate audits and, therefore, do not include other possible sources of error in the sampling or analytical process.

Accuracy Estimates

Accuracy is estimated as follows:

For each performance audit:

$$\% \text{ difference} = d_i = (\text{Measured-True}) \times 100/\text{True}$$

where the true value is the calibrated flow of the device

$$\text{average \% difference for site } j = \bar{d}_j = \Sigma d_i/n$$

where n is the number of audits at that site

$$\text{the standard deviation for site } (j) = s_j = \left[\frac{\Sigma d_i^2 - (\Sigma d_i)^2/n}{n-1} \right]^{1/2}$$

The 95 percent probability limits for each site are calculated from

$$\text{upper 95\% limit for site } (j) = \bar{d}_j + t_{n-1, 0.025} s_j$$

$$\text{lower 95\% limit for site } (j) = \bar{d}_j - t_{n-1, 0.025} s_j$$

Where $t_{n-1, 0.025}$ is Student's t distribution

for n-1 degrees of freedom and a 0.025 level of significance

Student's t distribution has been used in place of the normal distribution to provide more realistic probability estimates for the small number of audits conducted during special ambient air studies. The value of Student's t distribution for first sample sizes is always greater than the corresponding value of the normal distribution. Thus the resulting 95% probability limits are broader than those obtained by the calculation published by EPA.

The overall project accuracy estimate is calculated by combining the audit results for similar equipment at the various sites.

$$\text{Mean difference} = \bar{D} = \Sigma d_i / n$$

$$\text{Standard deviation} = s = \left[\frac{\Sigma d_i^2 - (\Sigma d_i)^2 / n}{n-1} \right]^{1/2}$$

The overall accuracy estimates are then given by

$$\text{upper 95\% limits} = \bar{D} + t_{n-1,0.025} S$$

$$\text{lower 95\% limits} = \bar{D} - t_{n-1,0.025} S$$

Again, Student's t distribution has been used because of the small number of audits.

CALCULATIONS

A) High Volume Air Samplers

Site	Audit Date	Hi-Vol Number	% Difference
4562-04	11/30	80011	+ 2.84
4562-05	11/30	80020	+ 2.31

$$\bar{D} = 2.58\%$$

$$S = 0.37\%$$

$$t_{1,0.025} = 12.706$$

$$\text{upper limit} = 2.58 + (12.706)(0.37) = 7.28\%$$

$$\text{lower limit} = 2.58 - (12.706)(0.37) = -2.12\%$$

B) High flow vapor samplers

Site	Audit Date	Cartridge Number	% Difference
4562-04	8/24	100453	+ 2.94
4562-05	8/24	100451	+ 3.46

$$\bar{D} = 3.20\%$$

$$S = 0.37\%$$

$$\text{upper limit} = 3.20 + (12.706)(0.37) = 7.90\%$$

$$\text{lower limit} = 3.20 - (12.706)(0.37) = -1.50\%$$

C. Low flow vapor samplers

Site 4562-04

Audit Date	Pump Number	% Difference
8/24	B32450	-3.35
11/30	B32450	-1.29

$$\bar{d}_j = 1.03\%$$

$$s_j = 3.28\%$$

$$\text{upper limit} = 1.03 + (12.706)(3.28) = 42.71\%$$

$$\text{lower limit} = 1.03 - (12.706)(3.28) = -40.65\%$$

Site 4562-05

Audit Date	Pump Number	% Difference
8/24	B32449	-4.30
11/30	B32449	-2.36

$$\bar{d}_j = -3.33\%$$

$$s_j = 1.37\%$$

$$\text{upper limit} = -3.33 + (12.706)(1.37) = 14.08\%$$

$$\text{lower limit} = -3.33 - (12.706)(1.37) = -20.74\%$$

Overall

$$\bar{D} = -1.15\%$$

$$S = 3.25\%$$

$$t_{3,0.025} = 3.182$$

$$\text{upper limit} = -1.15 + (3.182)(3.25) = 9.19\%$$

$$\text{lower limit} = -1.15 - (3.182)(3.25) = -11.49\%$$

APPENDIX A-2 Sampling Schedule and Data Completeness

COMPLETENESS

High Priority for PCB's

August 1983		Planned Sampling	Site 4562-04 Florisol Poropak TSP			Site 4562-05 Florisol Poropak TSP			Wind Speed and Direction (valid hours)
Date	Day								
1	Mon							8	
2	Tue							19	
3	Wed							20	
4	Thu							18	
5	Fri	P V TSP	/	/	/	/	/	24	
6	Sat							24	
7	Sun							24	
8	Mon							24	
9	Tue							24	
10	Wed	P V TSP	/	/	/	/	/	24	
11	Thu							24	
12	Fri							24	
13	Sat							24	
14	Sun							24	
15	Mon							24	
16	Tue	P V TSP	/	/	/	/	/	24	
17	Wed							24	
18	Thu							24	
19	Fri							24	
20	Sat							24	
21	Sun							24	
22	Mon	P V TSP	/	/	/	/	/	24	
23	Tue							24	
24	Wed							24	
25	Thu							24	
26	Fri							24	
27	Sat							24	
28	Sun	P V TSP	/	/	/	/	/	24	
29	Mon							24	
30	Tue							24	
31	Wed	P V TSP	/	/	/	/	/	24	

NO RESULTS. TUBE FOUND ON GROUND.

KEY: Planning Sampling

TSP = Total Suspended Particulate

V = Volatile Organics

P = PCB's

Completeness

/ = successful run

X = missed run

APPENDIX A-2 Sampling Schedule and Data Completeness (cont.)

Oct 1983		Planned Sampling	COMPLETENESS						Wind Speed and Direction (valid hours)
Date	Day		Site 4562-04 Florisol Poropak TSP			Site 4562-05 Florisol Poropak TSP			
1	Sat							-	
2	Sun							-	
3	Mon	P V TSP	✓	✓	✓	✓	✓	-	
4	Tue							-	
5	Wed							-	
6	Thu							-	
7	Fri							-	
8	Sat							-	
9	Sun	P VP TSP	✓	✓	✓	✓	✓	-	
10	Mon							-	
11	Tue							-	
12	Wed							-	
13	Thu							-	
14	Fri							11	
15	Sat	P VP TSP	✓	✓	✓	✓	✓	24	
16	Sun							23	
17	Mon							19	
18	Tue							16	
19	Wed							22	
20	Thu							18	
21	Fri	P VP TSP	✓	✓	✓	✓	✓	24	
22	Sat							21	
23	Sun							9	
24	Mon							10	
25	Tue							24	
26	Wed							12	
27	Thu	P VP TSP	✓	✓	✓	✓	✓	18	
28	Fri							17	
29	Sat							24	
30	Sun							24	
31	Mon							15	

APPENDIX B - DATA

Total Suspended Particulates (TSP)

 Volatile Organics

 Polychlorinated Biphenyls (PCB's)

STATION NUMBER: 4562 4
YEAR: 83
MONTH: 8

DATE	TSP
8/ 5/83	54
8/10/83	25
8/16/83	25
8/22/83	20
8/28/83	39
8/31/83	36

NUMBER OF SAMPLES = 6

ARITHMETIC MEAN = 33 UG/M3
GEOMETRIC MEAN = 31 UG/M3

STATION NUMBER: 4562 5
YEAR: 83
MONTH: 8

DATE	TSP
8/ 5/83	59
8/10/83	28
8/16/83	25
8/22/83	17
8/28/83	49
8/31/83	36

NUMBER OF SAMPLES = 6

ARITHMETIC MEAN = 36 UG/M3
GEOMETRIC MEAN = 33 UG/M3

STATION NUMBER: 4562 4
YEAR: 83
MONTH: 9

DATE	TSP
9/ 6/83	52
9/ 9/83	26
9/13/83	44
9/15/83	28
9/22/83	13
9/27/83	41

NUMBER OF SAMPLES = 6

ARITHMETIC MEAN = 34 UG/M3
GEOMETRIC MEAN = 31 UG/M3

STATION NUMBER: 4562 5
YEAR: 83
MONTH: 9

DATE	TSP
9/ 6/83	59
9/ 9/83	27
9/13/83	33
9/19/83	34
9/22/83	12

NUMBER OF SAMPLES = 5

ARITHMETIC MEAN = 33 UG/M3
GEOMETRIC MEAN = 29 UG/M3

STATION NUMBER: 4562 4
YEAR: 83
MONTH: 10

DATE	TSP
10/ 3/83	33
10/ 9/83	12
10/15/83	11
10/21/83	48
10/27/83	12

NUMBER OF SAMPLES = 5

ARITHMETIC MEAN = 23 UG/M3
GEOMETRIC MEAN = 19 UG/M3

STATION NUMBER: 4562 5
YEAR: 83
MONTH: 10

DATE	TSP
10/ 3/83	33
10/ 9/83	14
10/15/83	10
10/21/83	37
10/27/83	14

NUMBER OF SAMPLES = 5

ARITHMETIC MEAN = 22 UG/M3
GEOMETRIC MEAN = 19 UG/M3

STATION NUMBER: 4562 4
YEAR: 83
MONTH: 11

DATE	TSP
11/ 2/83	47
11/ 8/83	29

NUMBER OF SAMPLES = 2

ARITHMETIC MEAN = 38 UG/M3
GEOMETRIC MEAN = 37 UG/M3

STATION NUMBER: 4562 5
YEAR: 83
MONTH: 11

DATE	TSP
11/ 2/83	54
11/ 8/83	39

NUMBER OF SAMPLES = 2

ARITHMETIC MEAN = 46 UG/M3
GEOMETRIC MEAN = 46 UG/M3

NEW YORK STATE DEPARTMENT OF HEALTH
CENTER FOR LABORATORIES AND RESEARCH

PAGE 1

RESULTS OF EXAMINATION

FINAL REPORT

SAMPLE ID: 35056 SAMPLE RECEIVED: 83/11/28/08
 PROGRAM: 600: AIR RESOURCES DEVELOPMENT
 SOURCE ID: 00456204 DRAINAGE BASIN: GAZETTEER CODE: 4562
 POLITICAL SUBDIVISION: MOREAU COUNTY: SARATOGA
 LATITUDE: 43 17 00. LONGITUDE: 73 37 45. Z DIRECTION:
 LOCATION: WILLIAM ST MOREAU AIR STUDY #183
 DESCRIPTION: CART #1057
 REPORTING LAB: TOX: LAB FOR ORGANIC ANALYTICAL CHEMISTRY
 TEST PATTERN: RM183: AIR STUDY #183, R. NARANG
 SAMPLE TYPE: 900: AMBIENT AIR
 TIME OF SAMPLING: 83/11/14 : TO 83/11/15 : DATE PRINTED: 83/12/15

PARAMETER	RESULT
T34402 BENZENE	< 10. MCG/CU.M.
T41102 TRICHLOROETHYLENE	< 5.0 MCG/CU.M.

**** END OF REPORT ****

COPIES SENT TO: CO(1), RO(), LPHE(), FED(), INFO-P(), INFO-L(1)

MR. E. SAVOIE
 AIR RES. DEV.
 N.Y.S. DEPT. OF ENVIRONMENTAL CONSERVATION
 50 WOLF RD., ROOM 140
 ALBANY, N.Y. 12233

SUBMITTED BY: WEBSTER

NEW YORK STATE DEPARTMENT OF HEALTH
CENTER FOR LABORATORIES AND RESEARCH

PAGE 1 RESULTS OF EXAMINATION FINAL REPORT

SAMPLE ID: 35053 SAMPLE RECEIVED:83/11/28/08
ROGRAM: 600:AIR RESOURCES DEVELOPMENT
SOURCE ID:00456204 DRAINAGE BASIN: GAZETTEER CODE:4562
POLITICAL SUBDIVISION:MOREAU COUNTY:SARATOGA
ATITUDE:43 17 00. LONGITUDE:73 37 45. Z DIRECTION:
LOCATION: WILLIAM ST MOREAU AIR STUDY #183
DESCRIPTION:CAPT #4037
REPORTING LAB: TOX:LAB FOR ORGANIC ANALYTICAL CHEMISTRY
TEST PATTERN: RM183:AIR STUDY #183,R.NARANG
SAMPLE TYPE: 900:AMBIENT AIR
TIME OF SAMPLING: 83/11/02 : TO 83/11/03 : DATE PRINTED:83/12/15

PARAMETER	RESULT
T34402 BENZENE	< 10. MCG/CU.M.
T41102 TRICHLOROETHYLENE	< 5.0 MCG/CU.M.

**** END OF REPORT ****

COPIES SENT TO: CO(1), ROC (), LPHE(), FED(), INFO-P(), INFO-L(1)

MR. E. SAVOIE
AIR RES. DEV.
N.Y.S.DEPT.OF ENVIRONMENTAL CONSERVATION
50 WOLF RD.,ROOM 140
ALBANY,N.Y. 12233
SUBMITTED BY:WEBSTER

NEW YORK STATE DEPARTMENT OF HEALTH
CENTER FOR LABORATORIES AND RESEARCH

PAGE 1

RESULTS OF EXAMINATION

FINAL REPORT

SAMPLE ID: 35054 SAMPLE RECEIVED: 83/11/28/08
 PROGRAM: 600:AJR RESOURCES DEVELOPMENT
 SOURCE ID:00456205 DRAINAGE BASIN: GAZETTEER CODE:4562
 POLITICAL SUBDIVISION:MOREAU COUNTY:SARATOGA
 LATITUDE:43 17 00. LONGITUDE:73 37 45. Z DIRECTION:
 LOCATION: TERRY DR MOREAU AIR STUDY #183
 DESCRIPTION: CART #403B
 REPORTING LAB: TOX:LAB FOR ORGANIC ANALYTICAL CHEMISTRY
 TEST PATTERN: RN183:AIR STUDY #183,R.NARANG
 SAMPLE TYPE: 900:AMBIENT AIR
 TIME OF SAMPLING: 83/11/02 : TO 83/11/03 : DATE PRINTED:83/12/15

PARAMETER	RESULT
T34402 BENZENE	18. MCG/CU.M.
T41102 TRICHLOROETHYLENE	5.0 MCG/CU.M.

**** END OF REPORT ****

COPIES SENT TO: CO(1), RO(), LPHE(), FED(), INFO-P(), INFO-L(1)

MR. E. SAVOIE
 AIR RES. DEV.
 N.Y.S. DEPT. OF ENVIRONMENTAL CONSERVATION
 50 WOLF RD., ROOM 140
 ALBANY, N.Y. 12233

SUBMITTED BY: WEBSTER

NEW YORK STATE DEPARTMENT OF HEALTH
CENTER FOR LABORATORIES AND RESEARCH

SAMPLE ID: 35052 SAMPLE RECEIVED: 83/11/28/08
 PROGRAM: 600: AIR RESOURCES DEVELOPMENT
 SOURCE ID: 00456204 DRAINAGE BASIN: GAZETTEER CODE: 4562
 POLITICAL SUBDIVISION: MOREAU COUNTY: SARATOGA
 LATITUDE: 43 17 00. LONGITUDE: 73 37 45. Z DIRECTION:
 LOCATION: WILLIAM ST MOREAU AIR STUDY #183
 DESCRIPTION: CART #4036
 REPORTING LAB: TOX: LAB FOR ORGANIC ANALYTICAL CHEMISTRY
 TEST PATTERN: RN183: AIR STUDY #183, R. NARANG
 SAMPLE TYPE: 900: AMBIENT AIR
 TIME OF SAMPLING: 83/11/08 : TO 83/11/09 : DATE PRINTED: 83/12/15

PARAMETER	RESULT
T34102 BENZENE	< 10. MCG/CU.M.
T41102 TRICHLOROETHYLENE	< 5.0 MCG/CU.M.

**** END OF REPORT ****

COPIES SENT TO: CO(1), RO(), LPHE(), FED(), INFO-P(), INFO-L(1)

MR. E. SAVOIE
 AIR RES. DEV.
 N.Y.S. DEPT. OF ENVIRONMENTAL CONSERVATION
 50 WOLF RD., ROOM 140
 ALBANY, N.Y. 12233

SUBMITTED BY: WEBSTER

NEW YORK STATE DEPARTMENT OF HEALTH
CENTER FOR LABORATORIES AND RESEARCH

PAGE 1

RESULTS OF EXAMINATION

FINAL REPORT

SAMPLE ID: 35051 SAMPLE RECEIVED:83/11/28/08
 PROGRAM: 600:AIR RESOURCES DEVELOPMENT
 SOURCE ID:00456205 DRAINAGE BASIN: GAZETTEER CODE:4562
 POLITICAL SUBDIVISION:MOREAU COUNTY:SARATOGA
 LATITUDE:43 17 00. LONGITUDE:73 37 45. Z DIRECTION:
 LOCATION: TERRY DR MOREAU AIR STUDY #183
 DESCRIPTION: CART #4035
 REPORTING LAB: TOX:LAB FOR ORGANIC ANALYTICAL CHEMISTRY
 TEST PATTERN: RN183:AIR STUDY #183,R.NARANG
 SAMPLE TYPE: 900:AMBIENT AIR
 TIME OF SAMPLING: 83/11/08 : TO 83/11/09 : DATE PRINTED:83/12/15

PARAMETER	RESULT
T34402 BENZENE	< 10. MCG/CU.M.
T41102 TRICHLOROETHYLENE	< 5.0 MCG/CU.M.

**** END OF REPORT ****

COPIES SENT TO: CO(1), RO(), LPHE(), FED(), INFO-P(), INFO-L(1)

MR. E. SAVOIE
 AIR RES. DEV.
 N.Y.S. DEPT. OF ENVIRONMENTAL CONSERVATION
 50 WOLF RD., ROOM 140
 ALBANY, N.Y. 12233

SUBMITTED BY:WEBSTER

SAMPLE ID: 34643 SAMPLE RECEIVED: 83/11/01/14
 PROGRAM: 600: AIR RESOURCES DEVELOPMENT
 SOURCE ID: 00456204 DRAINAGE BASIN: GAZETTEER CODE: 4562
 POLITICAL SUBDIVISION: MOREAU COUNTY: SARATOGA
 LATITUDE: 43 17 00. LONGITUDE: 73 37 45. Z DIRECTION:
 LOCATION: WILLIAM ST. MOREAU AIR STUDY #183
 DESCRIPTION: CAR #4037
 REPORTING LAB: TOX: LAB FOR ORGANIC ANALYTICAL CHEMISTRY
 TEST PATTERN: R#183: AIR STUDY #183, R. PARANG
 SAMPLE TYPE: 900: AMBIENT AIR
 TIME OF SAMPLING: 83/10/27 : TO 83/10/27 : DATE PRINTED: 83/12/08

PARAMETER	RESULT
134402 BENZENE	< 10. MCG/CU.M.
141102 TRICHLOROETHYLENE	< 5. MCG/CU.M.

**** END OF REPORT ****

COPIES SENT TO: CO(1), RO(), LPHE(), FED(), INFO-P(), INFO-L(1)

MR. E. SAVOIE
 AIR RES. DEV.
 N.Y.S. DEPT. OF ENVIRONMENTAL CONSERVATION
 50 WOLF RD., ROOM 140
 ALBANY, N.Y. 12233

SUBMITTED BY: WEBSTER

PAGE 1

RESULTS OF EXAMINATION

FINAL REPORT

SAMPLE ID: 34644 SAMPLE RECEIVED: 83/11/01/14
 PROGRAM: 600: AIR RESOURCES DEVELOPMENT
 SOURCE ID: 00456205 DRAINAGE BASIN: GAZETTEER CODE: 4562
 POLITICAL SUBDIVISION: MOREAU COUNTY: SARATOGA
 LATITUDE: 43 17 00. LONGITUDE: 73 37 45. Z DIRECTION:
 LOCATION: TERRY DR MOREAU AIR STUDY #183
 DESCRIPTION: CART #4036
 REPORTING LAB: TOX: LAB FOR ORGANIC ANALYTICAL CHEMISTRY
 TEST PATTERN: PA183: AIR STUDY #183, R. NARANG
 SAMPLE TYPE: 900: AMBIENT AIR
 TIME OF SAMPLING: 83/10/27 : 10 83/10/27 : DATE PRINTED: 83/12/04

PARAMETER	RESULT
T34402 BENZENE	< 10. MCG/CU.M.
T41102 TRICHLOROETHYLENE	< 5. MCG/CU.M.

**** END OF REPORT ****

COPIES SENT TO: CO(1), RUC (), LPHEC (), FED(), INFO-PC (), INFO-L(1)

MR. E. SAVOIE
 AIR RES. DEV.
 N.Y.S. DEPT. OF ENVIRONMENTAL CONSERVATION
 50 WOLF RD., ROOM 140
 ALBANY, N.Y. 12233

SUBMITTED BY: WEBSTER

PAGE 1

RESULTS OF EXAMINATION

FINAL REPORT

SAMPLE ID: 34641 SAMPLE RECEIVED: 83/11/01/14
 PROGRAM: 600: AIR RESOURCES DEVELOPMENT
 SOURCE ID: 00456204 DRAINAGE BASIN: GAZETTEER CODE: 4562
 POLITICAL SUBDIVISION: MOOREAU COUNTY: SARATOGA
 LATITUDE: 43 17 00. LONGITUDE: 73 37 45. 4 DIRECTION:
 LOCATION: WILLIAM ST. MOOREAU AIR STUDY #183
 DESCRIPTION: CART #4034 BAILEY'S
 REPORTING LAB: TOX: LAB FOR ORGANIC ANALYTICAL CHEMISTRY
 TEST PATTERN: #183: AIR STUDY #183, R. NARANG
 SAMPLE TYPE: 900: AMBIENT AIR
 TIME OF SAMPLING: 83/10/21 : TO 83/10/21 : DATE PRINTED: 83/12/08

PARAMETER	RESULT
134102 BENZENE	< 10. MCG/CU.M.
141102 TRICHLOROETHYLENE	< 5. MCG/CU.M.

**** END OF REPORT ****

COPIES SENT TO: CO(1), ROC(), LPHEC(), FED(), INFO-P(), INFO-L(1)

MR. E. SAVOIE
 AIR RES. DEV.
 N.Y.S. DEPT. OF ENVIRONMENTAL CONSERVATION
 50 WOLF RD., ROOM 140
 ALBANY, N.Y. 12233

SUBMITTED BY: WEBSTER

PAGE 1

RESULTS OF EXAMINATION

FINAL REPORT

SAMPLE ID: 34642 SAMPLE RECEIVED: 83/11/01/14
 PROGRAM: 600: AIR RESOURCES DEVELOPMENT
 SOURCE ID: 00456295 DRAINAGE BASIN: GAZETTEER CODE: 4562
 POLITICAL SUBDIVISION: MUREAU COUNTY: SARATOGA
 LATITUDE: 43 17 00. LONGITUDE: 73 37 45. Z DIRECTION:
 LOCATION: TERRY DR WOODAC AIR STUDY #183
 DESCRIPTION: CART #4033 HAVEN'S
 REPORTING LAB: TOX: LAB FOR ORGANIC ANALYTICAL CHEMISTRY
 TEST PATTERN: R#183: AIR STUDY #183, R. NARANG
 SAMPLE TYPE: 900: AMBIENT AIR
 TIME OF SAMPLING: 83/10/21 : TO 83/10/21 : DATE PRINTED: 93/12/08

PARAMETER	RESULT
T34402 BENZENE	< 10. μ CG/CU.F.
T41102 TRICHLOROETHYLENE	< 5. μ CG/CU.F.

**** END OF REPORT ****

COPIES SENT TO: CO(1), RO(), LPHE(), FED(), INFO-P(), INFO-L(1)

MR. E. SAVOIE
 AIR RES. DEV.
 N.Y.S. DEPT. OF ENVIRONMENTAL CONSERVATION
 50 WOLF RD., ROOM 140
 ALBANY, N.Y. 12233

SUBMITTED BY: WEBSTER

NEW YORK STATE DEPARTMENT OF HEALTH
 CENTER FOR LABORATORIES AND RESEARCH

PAGE 1

RESULTS OF EXAMINATION

FINAL REPORT

SAMPLE ID: 34372 SAMPLE RECEIVED: 83/10/20/10
 PROGRAM: 600: AIR RESOURCES DEVELOPMENT
 SOURCE ID: 00455204 DRAINAGE BASIN: GAZETTEER CODE: 4562
 POLITICAL SUBDIVISION: MOREAU COUNTY: SARATOGA
 LATITUDE: 43 17 00. LONGITUDE: 73 37 45. Z DIRECTION:
 LOCATION: WILLIAM ST MOREAU AIR STUDY #183
 DESCRIPTION: CART #4032
 REPORTING LAB: TOX: LAB FOR ORGANIC ANALYTICAL CHEMISTRY
 TEST PATTERN: RM183: AIR STUDY #183, R. PARANG
 SAMPLE TYPE: 900: AMBIENT AIR
 TIME OF SAMPLING: 83/10/15 : TO 83/10/15 : DATE PRINTED: 83/11/25

PARAMETER	RESULT
T34402 BENZENE	< 10. MCG/CU.M.
T41102 TRICHLOROETHYLENE	< 5. MCG/CU.M.

**** END OF REPORT ****

COPIES SENT TO: CO(1), ROC(), LPHEC(), FED(), INFO-P(), INFO-L(1)

MR. E. SAVOIE
 AIR RES. DEV.
 N.Y.S. DEPT. OF ENVIRONMENTAL CONSERVATION
 50 WOLF RD., ROOM 140
 ALBANY, N.Y. 12233

SUBMITTED BY: WEBSTER

SAMPLE ID: 34371 SAMPLE RECEIVED:83/10/20/10
 PROGRAM: 500:AIR RESOURCES DEVELOPMENT
 SOURCE ID:00455205 DRAINAGE BASIN: GAZETTEER CODE:4562
 POLITICAL SUBDIVISION:MOSEAU COUNTY:SARATOGA
 LATITUDE:43 17 00. LONGITUDE:73 37 45. Z DIRECTION:
 LOCATION: PERRY DR MOSEAU AIR STUDY #183
 DESCRIPTION:CACT #4031
 REPORTING LAB: TOX:LAB FOR ORGANIC ANALYTICAL CHEMISTRY
 TEST PATTERN: #183:AIR STUDY #183,R.NARANG
 SAMPLE TYPE: 900:AMBIENT AIR
 TIME OF SAMPLING: 83/10/15 : TO 83/10/15 : DATE PRINTED:83/11/25

PARAMETER	RESULT
T34402 BENZENE	< 10. MCG/CU.M.
T41102 TRICHLOROETHYLENE	< 5. MCG/CU.M.

**** END OF REPORT ****

COPIES SENT TO: CO(1), RO(), LPHE(), FED(), INFO-P(), INFO-L(1)

MR. E. SAVOIE
 AIR RES. DEV.
 N.Y.S. DEPT. OF ENVIRONMENTAL CONSERVATION
 50 WOLF RD., ROOM 140
 ALBANY, N.Y. 12233

SUBMITTED BY:WEBSTER

12
11
10
9
8
7
6
5
4

SAMPLE ID: 34222 SAMPLE RECEIVED: 83/10/14/11
 PROGRAM: 600: AIR RESOURCES DEVELOPMENT
 SOURCE ID: 00150205 DRAINAGE BASIN: GAZETTEER CODE: 4562
 POLITICAL SUBDIVISION: MOREAU COUNTY: SARATOGA
 LATITUDE: 43 17 00. LONGITUDE: 73 37 45. Z DIRECTION:
 LOCATION: TERRY DR MOREAU AIR STUDY #183
 DESCRIPTION: CART #4029
 REPORTING LAB: TOX: LAB FOR ORGANIC ANALYTICAL CHEMISTRY
 TEST PATTERN: #183: AIR STUDY #183, R. NARANG
 SAMPLE TYPE: 900: AMBIENT AIR
 TIME OF SAMPLING: 83/10/09 : TO 83/10/09 : DATE PRINTED: 83/11/25

PARAMETER	RESULT
T34402 BENZENE	< 10. MCG/CU.M.
T41102 TRICHLOROETHYLENE	< 5. MCG/CU.M.

**** END OF REPORT ****

COPIES SENT TO: CO(1), RO(), LPHE(), FED(), INFO-P(), INFO-L(1)

MR. E. SAVOIE
 AIR RES. DEV.
 N.Y.S. DEPT. OF ENVIRONMENTAL CONSERVATION
 50 WOLF RD., ROOM 140
 ALBANY, N.Y. 12233

SUBMITTED BY: WEBSTER

SAMPLE ID: 34223 SAMPLE RECEIVED: 83/10/14/11
 PROGRAM: 600: AIR RESOURCES DEVELOPMENT
 SOURCE ID: 00455291 DRAINAGE BASIN: GAZETTEER CODE: 4562
 POLITICAL SUBDIVISION: MOREAU COUNTY: SARATOGA
 LATITUDE: 43 17 00. LONGITUDE: 73 37 45. Z DIRECTION:
 LOCATION: WILLIAM ST MOREAU AIR STUDY #183
 DESCRIPTION: CART #4030
 REPORTING LAB: TOX: LAB FOR ORGANIC ANALYTICAL CHEMISTRY
 TEST PATTERN: RM183: AIR STUDY #183, R. NARANG
 SAMPLE TYPE: 900: AMBIENT AIR
 TIME OF SAMPLING: 83/10/09 : TO 83/10/09 : DATE PRINTED: 83/11/25

PARAMETER	RESULT
134402 BENZENE	< 10. MCG/CU.M.
141102 TRICHLOROETHYLENE	< 5. MCG/CU.M.

**** END OF REPORT ****

COPIES SENT TO: CO(1), RO(), LPHE(), FED(), INFO-P(), INFO-L(1)

MR. E. SAVDIE
 AIR RES. DEV.
 N.Y.S. DEPT. OF ENVIRONMENTAL CONSERVATION
 50 WOLF RD., ROOM 140
 ALBANY, N.Y. 12233

SUBMITTED BY: WEBSTER

12
11
10
9
8
7
6
5
4

SAMPLE ID: 34227 SAMPLE RECEIVED: 83/10/14/11
 PROGRAM: 600: AIR RESOURCES DEVELOPMENT
 SOURCE ID: 00455205 DRAINAGE BASIN: GAZETTEER CODE: 4562
 POLITICAL SUBDIVISION: MOREAU COUNTY: SARATOGA
 LATITUDE: 43 17 00. LONGITUDE: 73 37 45. Z DIRECTION:
 LOCATION: FERRY DR MOREAU AIR STUDY #183
 DESCRIPTION: CART #4028
 REPORTING LAB: TOX: LAB FOR ORGANIC ANALYTICAL CHEMISTRY
 TEST PATTERN: R#183: AIR STUDY #183, R. NARANG
 SAMPLE TYPE: 900: AMBIENT AIR
 TIME OF SAMPLING: 83/10/03 : TO 83/10/03 : DATE PRINTED: 83/11/25

PARAMETER	RESULT
T34402 BENZENE	< 10. MCG/CU.M.
T41102 TRICHLOROETHYLENE	< 5. MCG/CU.M.

**** END OF REPORT ****

COPIES SENT TO: CO(1), RO(), LPHE(), FED(), INFO-P(), INFO-L(1)

MR. E. SAVOIE
 AIR RES. DEV.
 N.Y.S. DEPT. OF ENVIRONMENTAL CONSERVATION
 50 WOLF RD., ROOM 140
 ALBANY, N.Y. 12233

SUBMITTED BY: WEBSTER

12
11
10
9
8
7
6
5
4

NEW YORK STATE DEPARTMENT OF HEALTH
CENTER FOR LABORATORIES AND RESEARCH

PAGE 1

RESULTS OF EXAMINATION

FINAL REPORT

SAMPLE ID: 34226 SAMPLE RECEIVED: 83/10/14/11
 PROGRAM: 600: AIR RESOURCES DEVELOPMENT
 SOURCE ID: 00455204 DRAINAGE BASIN: GAZETTEER CODE: 4562
 POLITICAL SUBDIVISION: MOREAU COUNTY: SARATOGA
 LATITUDE: 43 17 00. LONGITUDE: 73 37 45. Z DIRECTION:
 LOCATION: WILLIAM ST MOREAU AIR STUDY #183
 DESCRIPTION: CART #4027
 REPORTING LAB: TOX: LAB FOR ORGANIC ANALYTICAL CHEMISTRY
 TEST PATTERN: RN183: AIR STUDY #183, R. NARANG
 SAMPLE TYPE: 900: AMBIENT AIR
 TIME OF SAMPLING: 83/10/03 : TO 83/10/03 : DATE PRINTED: 83/11/25

PARAMETER	RESULT
I34402 BENZENE	< 10. MCG/CU.M.
I41102 TRICHLOROETHYLENE	< 5. MCG/CU.M.

**** END OF REPORT ****

COPIES SENT TO: CO(1), RO(), LPHE(), FED(), INFO-P(), INFO-L(1)

MR. E. SAVOIE
 AIR RES. DEV.
 N.Y.S. DEPT. OF ENVIRONMENTAL CONSERVATION
 50 WOLF RD., ROOM 140
 ALBANY, N.Y. 12233

SUBMITTED BY: WEBSTER

SAMPLE ID: 33972 SAMPLE RECEIVED: 83/10/04/08
 PROGRAM: 600: AIR RESOURCES DEVELOPMENT
 SOURCE ID: 00456204 DRAINAGE BASIN: GAZETTEER CODE: 4562
 POLITICAL SUBDIVISION: MOREAU COUNTY: SARATOGA
 LATITUDE: 43 17 00. LONGITUDE: 73 37 45. Z DIRECTION:
 LOCATION: WILLIAM ST MOREAU AIR STUDY #183
 DESCRIPTION: CART #3042
 REPORTING LAB: TOX: LAB FOR ORGANIC ANALYTICAL CHEMISTRY
 TEST PATTERN: RM185: AIR STUDY #185, R. VARANG
 SAMPLE TYPE: 900: AMBIENT AIR
 TIME OF SAMPLING: 83/09/27 : TO 83/09/27 : DATE PRINTED: 83/11/25

PARAMETER	RESULT
T34402 BENZENE	< 10. MCG/CU.M.
I41102 TRICHLOROETHYLENE	< 5. MCG/CU.M.

**** END OF REPORT ****

BLANK

COPIES SENT TO: CO(1), ROC(), LPHE(), FED(), INFO-P(1), INFO-L(1)

MR. E. SAVOIE
 AIR RES. DEV.
 N.Y.S. DEPT. OF ENVIRONMENTAL CONSERVATION
 50 WOLF RD., ROOM 140
 ALBANY, N.Y. 12233

SUBMITTED BY: WEBSTER

SAMPLE ID: 33974 SAMPLE RECEIVED: 83/10/04/08
 PROGRAM: 600: AIR RESOURCES DEVELOPMENT
 SOURCE ID: 00456205 DRAINAGE BASIN: GAZETTEER CODE: 4562
 POLITICAL SUBDIVISION: MOREAU COUNTY: SARATOGA
 LATITUDE: 43 17 00. LONGITUDE: 73 37 45. Z DIRECTION:
 LOCATION: TERRY DR MOREAU AIR STUDY #183
 DESCRIPTION: CART #4026
 REPORTING LAB: IOX: LAB FOR ORGANIC ANALYTICAL CHEMISTRY
 TEST PATTERN: RA185: AIR STUDY #185, R. VARANG
 SAMPLE TYPE: 900: AMBIENT AIR
 TIME OF SAMPLING: 83/09/27 : TO 83/09/27 : DATE PRINTED: 83/11/25

PARAMETER	RESULT
I34402 BENZENE	< 10. MCG/CU.M.
I41102 TRICHLOROETHYLENE	< 5. MCG/CU.M.

**** END OF REPORT ****

12
11
10
9
8
7
6
5
4

COPIES SENT TO: CO(1), ROC (), LPHE(), FED(), INFO-P(1), INFO-L(1)

MR. E. SAVOIE
 AIR RES. DEV.
 N.Y.S. DEPT. OF ENVIRONMENTAL CONSERVATION
 50 WOLF RD., ROOM 140
 ALBANY, N.Y. 12233

SUBMITTED BY: WEBSTER

SAMPLE ID: 33973 SAMPLE RECEIVED: 83/10/04/08
PROGRAM: 000: AIR RESOURCES DEVELOPMENT
SOURCE ID: 00456204 DRAINAGE BASIN: GAZETTEER CODE: 4562
POLITICAL SUBDIVISION: MOREAU COUNTY: SARATOGA
LATITUDE: 43 17 00. LONGITUDE: 73 37 45. Z DIRECTION:
LOCATION: WILLIAM ST. MOREAU AIR STUDY #183
DESCRIPTION: CARD #4025
REPORTING LAB: TOX: LAB FOR ORGANIC ANALYTICAL CHEMISTRY
TEST PATTERN: RW185: AIR STUDY #185, R. VARANG
SAMPLE TYPE: 900: AMBIENT AIR
TIME OF SAMPLING: 83/09/27 : TO 83/09/27 : DATE PRINTED: 83/11/25

PARAMETER	RESULT
T34402 BENZENE	< 10. MCG/CU.M.
T41102 TRICHLOROETHYLENE	< 5. MCG/CU.M.

**** END OF REPORT ****

COPIES SENT TO: CO(1), RO(), LPHE(), FED(), INFO-P(1), INFO-L(1)

MR. E. SAVOIE
AIR RES. DEV.
N.Y.S. DEPT. OF ENVIRONMENTAL CONSERVATION
50 WOLF RD., ROOM 140
ALBANY, N.Y. 12233

SUBMITTED BY: WEBSTER

12
1
0
9
8
7
6
5
4

NEW YORK STATE DEPARTMENT OF HEALTH
CENTER FOR LABORATORIES AND RESEARCH

PAGE 1

RESULTS OF EXAMINATION

FINAL REPORT

SAMPLE ID: 33764 SAMPLE RECEIVED: 83/09/27/09
PROGRAM: 600: AIR RESOURCES DEVELOPMENT
SOURCE ID: 00456204 DRAINAGE BASIN: GAZETTEER CODE: 4562
POLITICAL SUBDIVISION: MOREAU COUNTY: SARATOGA
LATITUDE: 43 17 00. LONGITUDE: 73 37 45. Z DIRECTION:
LOCATION: WILLIAM ST MOREAU AIR STUDY #183
DESCRIPTION: CART #4022
REPORTING LAB: TOX: LAB FOR ORGANIC ANALYTICAL CHEMISTRY
TEST PATTERN: RM185: AIR STUDY #185, R. MARANG
SAMPLE TYPE: 900: AMBIENT AIR
TIME OF SAMPLING: 83/09/22 : TO 83/09/22 : DATE PRINTED: 83/10/16

PARAMETER	RESULT
T34402 BENZENE	< 10. MCG/CU.M.
T41102 TRICHLOROETHYLENE	< 5. MCG/CU.M.

**** END OF REPORT ****

COPIES SENT TO: CO(1), RO(), LPHE(), FED(), INFO-P(1), INFO-L(1)

MR. E. SAVOIE
AIR RES. DEV.
N.Y.S. DEPT. OF ENVIRONMENTAL CONSERVATION
50 WOLF RD., ROOM 140
ALBANY, N.Y. 12233

SUBMITTED BY: WEBSTER

0768

NEW YORK STATE DEPARTMENT OF HEALTH
CENTER FOR LABORATORIES AND RESEARCH

PAGE 1

RESULTS OF EXAMINATION

FINAL REPORT

SAMPLE ID: 33766 SAMPLE RECEIVED: 83/09/27/09
PROGRAM: 600: AIR RESOURCES DEVELOPMENT
SOURCE ID: 00456204 DRAINAGE BASIN: GAZETTEER CODE: 4562
POLITICAL SUBDIVISION: MOREAU COUNTY: SARATOGA
LATITUDE: 43 17 00. LONGITUDE: 73 37 45. Z DIRECTION:
LOCATION: WILLIAM ST. MOREAU AIR STUDY #183
DESCRIPTION: CART #4024
REPORTING LAB: TOX: LAB FOR ORGANIC ANALYTICAL CHEMISTRY
TEST PATTERN: RW185: AIR STUDY #185, R. NARANG
SAMPLE TYPE: 900: AMBIENT AIR
TIME OF SAMPLING: 83/09/22 : TO 83/09/22 : DATE PRINTED: 83/10/18

PARAMETER	RESULT
T34402 BENZENE	< 10. MCG/CU.M.
T41102 TRICHLOROETHYLENE	< 5. MCG/CU.M.

**** END OF REPORT ****

COPIES SENT TO: CO(1), RO(), LPHE(), FED(), INFO-P(1), INFO-L(1)

MR. E. SAVOIE
AIR RES. DEV.
N.Y.S. DEPT. OF ENVIRONMENTAL CONSERVATION
50 WOLF RD., ROOM 140
ALBANY, N.Y. 12233

SUBMITTED BY: WEBSTER

NEW YORK STATE DEPARTMENT OF HEALTH
 CENTER FOR LABORATORIES AND RESEARCH

PAGE 1

RESULTS OF EXAMINATION

FINAL REPORT

SAMPLE ID: 33765 SAMPLE RECEIVED: 83/09/27/09
 PROGRAM: 600: AIR RESOURCES DEVELOPMENT
 SOURCE ID: 00456205 DRAINAGE BASIN: GAZETTEER CODE: 4562
 POLITICAL SUBDIVISION: MOREAU COUNTY: SARATOGA
 LATITUDE: 43 17 00. LONGITUDE: 73 37 45. Z DIRECTION:
 LOCATION: TERRY DR MOREAU AIR STUDY #183
 DESCRIPTION: CART #4023
 REPORTING LAB: TOX: LAB FOR ORGANIC ANALYTICAL CHEMISTRY
 TEST PATTERN: RN185: AIR STUDY #185, R. NARANG
 SAMPLE TYPE: 900: AMBIENT AIR
 TIME OF SAMPLING: 83/09/22 : TO 83/09/22 : DATE PRINTED: 83/10/18

PARAMETER	RESULT
T34402 BENZENE	< 10. MCG/CU.M.
T41102 TRICHLOROETHYLENE	< 5. MCG/CU.M.

**** END OF REPORT ****

COPIES SENT TO: CO(1), RO(), LPHE(), FED(), INFO-P(1), INFO-L(1)

MR. E. SAVOIE
 AIR RES. DEV.
 N.Y.S. DEPT. OF ENVIRONMENTAL CONSERVATION
 50 WOLF RD., ROOM 140
 ALBANY, N.Y. 12233

SUBMITTED BY: WEBSTER

0765

NEW YORK STATE DEPARTMENT OF HEALTH
CENTER FOR LABORATORIES AND RESEARCH

PAGE 1

RESULTS OF EXAMINATION

FINAL REPORT

SAMPLE ID: 33763 SAMPLE RECEIVED: 83/09/27/09
PROGRAM: 600: AIR RESOURCES DEVELOPMENT
SOURCE ID: 00456205 DRAINAGE BASIN: GAZETTEER CODE: 4562
POLITICAL SUBDIVISION: MOREAU COUNTY: SARATOGA
LATITUDE: 43 17 00. LONGITUDE: 73 37 45. Z DIRECTION:
LOCATION: TERRY DR MOREAU AIR STUDY #183
DESCRIPTION: CART #4021
REPORTING LAB: TOX: LAB FOR ORGANIC ANALYTICAL CHEMISTRY
TEST PATTERN: RN185: AIR STUDY #185, R. NARANG
SAMPLE TYPE: 900: AMBIENT AIR
TIME OF SAMPLING: 83/09/22 : TO 83/09/22 : DATE PRINTED: 83/10/18

PARAMETER	RESULT
T34402 BENZENE	< 10. MCG/CU.M.
T41102 TRICHLOROETHYLENE	< 5. MCG/CU.M.

**** END OF REPORT ****

COPIES SENT TO: CO(1), RO(), LPHE(), FED(), INFO-P(1), INFO-L(1)

MR. E. SAVOIE
AIR RES. DEV.
N.Y.S. DEPT. OF ENVIRONMENTAL CONSERVATION
50 WOLF RD., ROOM 140
ALBANY, N.Y. 12233

SUBMITTED BY: WEBSTER

NEW YORK STATE DEPARTMENT OF HEALTH
CENTER FOR LABORATORIES AND RESEARCH

PAGE 1

RESULTS OF EXAMINATION

FINAL REPORT

SAMPLE ID: 33762 SAMPLE RECEIVED: 83/09/27/09
PROGRAM: 600: AIR RESOURCES DEVELOPMENT
SOURCE ID: 00456205 DRAINAGE BASIN: GAZETTEER CODE: 4562
POLITICAL SUBDIVISION: MOREAU COUNTY: SARATOGA
LATITUDE: 43 17 00. LONGITUDE: 73 37 45. Z DIRECTION:
LOCATION: TERRY DR MOREAU AIR STUDY #183
DESCRIPTION: CART #4019
REPORTING LAB: TOX: LAB FOR ORGANIC ANALYTICAL CHEMISTRY
TEST PATTERN: RN185: AIR STUDY #185, R. NARANG
SAMPLE TYPE: 900: AMBIENT AIR
TIME OF SAMPLING: 83/09/19 : TO 83/09/19 : DATE PRINTED: 83/10/18

PARAMETER	RESULT
T34402 BENZENE	< 10. MCG/CU.M.
T41102 TRICHLOROETHYLENE	< 5. MCG/CU.M.

**** END OF REPORT ****

COPIES SENT TO: CO(1), RO(), LPHE(), FED(), INFO-P(1), INFO-L(1)

MR. E. SAVOIE
AIR RES. DEV.
N.Y.S. DEPT. OF ENVIRONMENTAL CONSERVATION
50 WOLF RD., ROOM 140
ALBANY, N.Y. 12233

SUBMITTED BY: WEBSTER

0796

NEW YORK STATE DEPARTMENT OF HEALTH
CENTER FOR LABORATORIES AND RESEARCH

PAGE 1

RESULTS OF EXAMINATION

FINAL REPORT

SAMPLE ID: 33762 SAMPLE RECEIVED: 83/09/27/09
 PROGRAM: 600: AIR RESOURCES DEVELOPMENT
 SOURCE ID: 00456205 DRAINAGE BASIN: GAZETTEER CODE: 4562
 POLITICAL SUBDIVISION: MOREAU COUNTY: SARATOGA
 LATITUDE: 43 17 00. LONGITUDE: 73 37 45. Z DIRECTION:
 LOCATION: TERRY DR MOREAU AIR STUDY #183
 DESCRIPTION: CART #4019
 REPORTING LAB: TOX: LAB FOR ORGANIC ANALYTICAL CHEMISTRY
 TEST PATTERN: RN185: AIR STUDY #185, R. NARANG
 SAMPLE TYPE: 900: AMBIENT AIR
 TIME OF SAMPLING: 83/09/19 : TO 83/09/19 : DATE PRINTED: 83/10/18

PARAMETER	RESULT
T34402 BENZENE	< 10. MCG/CU.M.
T41102 TRICHLOROETHYLENE	< 5. MCG/CU.M.

**** END OF REPORT ****

COPIES SENT TO: CO(1), RO(), LPHE(), FED(), INFO-P(1), INFO-L(1)

MR. JOHN RYAN
 BUREAU OF WATER RESEARCH
 N.Y.S. DEPT. OF ENVIRONMENTAL CONSERVATION
 50 WOLF RD., ROOM 519
 ALBANY, N.Y. 12233

SUBMITTED BY: WEBSTER

0763

NEW YORK STATE DEPARTMENT OF HEALTH
CENTER FOR LABORATORIES AND RESEARCH

PAGE 1

RESULTS OF EXAMINATION

FINAL REPORT

SAMPLE ID: 33761 SAMPLE RECEIVED: 83/09/27/09
PROGRAM: 600: AIR RESOURCES DEVELOPMENT
SOURCE ID: 00450204 DRAINAGE BASIN: GAZETTEER CODE: 4562
POLITICAL SUBDIVISION: MOREAU COUNTY: SARATOGA
LATITUDE: 43 17 00. LONGITUDE: 73 37 45. Z DIRECTION:
LOCATION: WILLIAM ST MOREAU AIR STUDY #183
DESCRIPTION: CART #4018
REPORTING LAB: TOX: LAB FOR ORGANIC ANALYTICAL CHEMISTRY
TEST PATTERN: R#185: AIR STUDY #185, R. NARANG
SAMPLE TYPE: 900: AMBIENT AIR
TIME OF SAMPLING: 83/09/15 : TO 83/09/15 : DATE PRINTED: 83/10/18

PARAMETER	RESULT
T34402 BENZENE	< 10. MCG/CU.M.
T41102 TRICHLOROETHYLENE	< 5. MCG/CU.M.

**** END OF REPORT ****

COPIES SENT TO: CO(1), RO(), LPHE(), FED(), INFO-P(1), INFO-L(1)

MR. E. SAVOIE
AIR RES. DEV.
N.Y.S. DEPT. OF ENVIRONMENTAL CONSERVATION
50 WOLF RD., ROOM 140
ALBANY, N.Y. 12233

SUBMITTED BY: WEBSTER

0794

NEW YORK STATE DEPARTMENT OF HEALTH
CENTER FOR LABORATORIES AND RESEARCH

PAGE 1

RESULTS OF EXAMINATION

FINAL REPORT

SAMPLE ID: 33760 SAMPLE RECEIVED: 83/09/27/09
 PROGRAM: 600: AIR RESOURCES DEVELOPMENT
 SOURCE ID: 00456205 DRAINAGE BASIN: GAZETTEER CODE: 4562
 POLITICAL SUBDIVISION: MOREAU COUNTY: SARATOGA
 LATITUDE: 43 17 00. LONGITUDE: 73 37 45. Z-DIRECTION:
 LOCATION: TERRY DR MOREAU AIR STUDY #183
 DESCRIPTION: CART #4017
 REPORTING LAB: TOX: LAB FOR ORGANIC ANALYTICAL CHEMISTRY
 TEST PATTERN: RN185: AIR STUDY #185, R. NARANG
 SAMPLE TYPE: 900: AMBIENT AIR
 TIME OF SAMPLING: 83/09/15 : TO 83/09/15 : DATE PRINTED: 83/10/18

PARAMETER	RESULT
T34402 BENZENE	< 10. MCG/CU.M.
T41102 TRICHLOROETHYLENE	< 5. MCG/CU.M.

**** END OF REPORT ****

COPIES SENT TO: CO(1), RO(), LPHE(), FED(), INFO-P(1), INFO-L(1)

MR. JOHN RYAN
 BUREAU OF WATER RESEARCH
 N.Y.S. DEPT. OF ENVIRONMENTAL CONSERVATION
 50 WOLF RD., ROOM 519
 ALBANY, N.Y. 12233

SUBMITTED BY: WEBSTER

SAMPLE ID: 33611 SAMPLE RECEIVED: 83/09/16/13
 PROGRAM: 600: AIR RESOURCES DEVELOPMENT
 SOURCE ID: 00455204 DRAINAGE BASIN: GAZETTEER CODE: 4562
 POLITICAL SUBDIVISION: MOREAU COUNTY: SARATOGA
 LATITUDE: 43 17 00. LONGITUDE: 73 37 45. Z DIRECTION:
 LOCATION: WILLIAM ST MOREAU AIR STUDY #183
 DESCRIPTION: CARTRIDGE #4015 BAILEY'S
 REPORTING LAB: TOX: LAB FOR ORGANIC ANALYTICAL CHEMISTRY
 TEST PATTERN: R#185: AIR STUDY #185, R. NARANG
 SAMPLE TYPE: 900: AMBIENT AIR
 TIME OF SAMPLING: 83/09/13 00:00 TO 83/09/14 00:00 DATE PRINTED: 83/11/25

PARAMETER	RESULT
I34402 BENZENE	< 10. MCG/CU.M.
I41102 TRICHLOROETHYLENE	< 5. MCG/CU.M.

**** END OF REPORT ****

COPIES SENT TO: CO(1), RO(0), LPHE(0), FED(0), INFO-P(1), INFO-L(1)

MR. E. SAVOIE
 AIR RES. DEV.
 N.Y.S. DEPT. OF ENVIRONMENTAL CONSERVATION
 50 WOLF RD., ROOM 140
 ALBANY, N.Y. 12233

SUBMITTED BY: W WEBSTER

12
11
10
9
8
7
6
5
4

SAMPLE ID: 33512 SAMPLE RECEIVED: 83/09/16/13
PROGRAM: 900: AIR RESOURCES DEVELOPMENT
SOURCE ID: 00450205 DRAINAGE BASIN: GAZETTEER CODE: 4562
POLITICAL SUBDIVISION: MOREAU COUNTY: SARATOGA
LATITUDE: 43 17 00. LONGITUDE: 73 37 45. Z DIRECTION:
LOCATION: TERRY DR MOREAU AIR STUDY #183
DESCRIPTION: CARTRIDGE #4016
REPORTING LAB: TOX: LAB FOR ORGANIC ANALYTICAL CHEMISTRY
TEST PATIENT: R0185: AIR STUDY #185, R. MARANG
SAMPLE TYPE: 900: AMBIENT AIR
TIME OF SAMPLING: 83/09/13 00:00 TO 83/09/14 00:00 DATE PRINTED: 83/11/29

PARAMETER	RESULT
T34402 BENZENE	< 10. MCG/CU.M.
I41102 TRICHLOROETHYLENE	< 5. MCG/CU.M.

**** END OF REPORT ****

COPIES SENT TO: CG(1), RC(0), LPHE(0), FED(0), INFO-P(1), INFO-L(1)

MR. E. SAVOIE
AIR RES. DEV.
N.Y.S. DEPT. OF ENVIRONMENTAL CONSERVATION
50 WOLF RD., ROOM 140
ALBANY, N.Y. 12233

SUBMITTED BY: W WEBSTER

12
11
10
9
8
7
6
5
4

0147

NEW YORK STATE DEPARTMENT OF HEALTH
CENTI FOR LABORATORIES AND RESE CH

PAGE 1

RESULTS OF EXAMINATION

FINAL REPORT

SAMPLE ID: 33550 SAMPLE RECEIVED:83/09/15/08
 PROGRAM: 600:AIR RESOURCES DEVELOPMENT
 SOURCE ID:00456204 DRAINAGE BASIN: GAZETTEER CODE:4562
 POLITICAL SUBDIVISION:MOREAU COUNTY:SARATOGA
 LATITUDE:43 17 00. LONGITUDE:73 37 45. Z DIRECTION:
 LOCATION: WILLIAM ST MOREAU AIR STUDY #183
 DESCRIPTION:CARTRIDGE #4013
 REPORTING LAB: TOX:LAB FOR ORGANIC ANALYTICAL CHEMISTRY
 TEST PATTERN: RN185:AIR STUDY #185, R.NARANG
 SAMPLE TYPE: 900:AMBIENT AIR
 TIME OF SAMPLING: 83/09/09 00:00 TO 83/09/10 00:00 DATE PRINTED:83/10/03

PARAMETER	RESULT
T34402 BENZENE	< 10. MCG/CU.M.
T41102 TRICHLOROETHYLENE	< 5. MCG/CU.M.

**** END OF REPORT ****

COPIES SENT TO: CO(1), RO(0), LPHE(0), FED(0), INFO-P(1), INFO-L(1)

MR. E. SAVOIE
 AIR RES. DEV.
 N.Y.S.DEPT.OF ENVIRONMENTAL CONSERVATION
 50 WOLF RD.,ROOM 140
 ALBANY,N.Y. 12233

SUBMITTED BY:W WEBSTER

0148

NEW YORK STATE DEPARTMENT OF HEALTH
CENT FOR LABORATORIES AND RESE CH

PAGE 1

RESULTS OF EXAMINATION

FINAL REPORT

SAMPLE ID: 33551 SAMPLE RECEIVED:83/09/15/08
PROGRAM: 600:AIR RESOURCES DEVELOPMENT
SOURCE ID:00456205 DRAINAGE BASIN: GAZETTEER CODE:4562
POLITICAL SUBDIVISION:MOREAU COUNTY:SARATOGA
LATITUDE:43 17 00. LONGITUDE:73 37 45. Z DIRECTION:
LOCATION: TERRY DR MOREAU AIR STUDY #183
DESCRIPTION:CARTRIDGE #4014
REPORTING LAB: TOX:LAB FOR ORGANIC ANALYTICAL CHEMISTRY
TEST PATTERN: RN185:AIR STUDY #185, R.NARANG
SAMPLE TYPE: 900:AMBIENT AIR
TIME OF SAMPLING: 83/09/09 00:00 TO 83/09/10 00:00 DATE PRINTED:83/10/03

PARAMETER	RESULT
T34402 BENZENE	< 10. MCG/CU.M.
T41102 TRICHLOROETHYLENE	< 5. MCG/CU.M.

**** END OF REPORT ****

COPIES SENT TO: CO(1), RO(0), LPHE(0), FED(0), INFO-P(1), INFO-L(1)

MR. E. SAVOIE
AIR RES. DEV.
N.Y.S. DEPT. OF ENVIRONMENTAL CONSERVATION
50 WOLF RD., ROOM 140
ALBANY, N.Y. 12233

SUBMITTED BY: W WEBSTER

NEW YORK STATE DEPARTMENT OF HEALTH
CENT FOR LABORATORIES AND RESE CH

PAGE 1

RESULTS OF EXAMINATION

FINAL REPORT

SAMPLE ID: 33472 SAMPLE RECEIVED: 83/09/09/16
 PROGRAM: 600: AIR RESOURCES DEVELOPMENT
 SOURCE ID: 00456204 DRAINAGE BASIN: GAZETTEER CODE: 4562
 POLITICAL SUBDIVISION: MOREAU COUNTY: SARATOGA
 LATITUDE: 43 17 00. LONGITUDE: 73 37 45. Z DIRECTION:
 LOCATION: WILLIAM ST MOREAU AIR STUDY #183
 DESCRIPTION: CART #4011
 REPORTING LAB: TOX: LAB FOR ORGANIC ANALYTICAL CHEMISTRY
 TEST PATTERN: RM183: AIR STUDY #183, R, NARANG
 SAMPLE TYPE: 900: AMBIENT AIR
 TIME OF SAMPLING: 83/09/06 : TO 83/09/06 : DATE PRINTED: 83/10/03

PARAMETER	RESULT
T34402 BENZENE	< 10. MCG/CU.M.
T41102 TRICHLOROETHYLENE	< 5. MCG/CU.M.

**** END OF REPORT ****

COPIES SENT TO: CO(1), RO(), LPHE(), FED(), INFO-P(1), INFO-L(1)

MR. E. SAVOIE
 AIR RES. DEV.
 N.Y.S. DEPT. OF ENVIRONMENTAL CONSERVATION
 50 WOLF RD., ROOM 140
 ALBANY, N.Y. 12233

SUBMITTED BY: WEBSTER

NEW YORK STATE DEPARTMENT OF HEALTH
CENT FOR LABORATORIES AND RESE CH

PAGE 1

RESULTS OF EXAMINATION

FINAL REPORT

SAMPLE ID: 33473 SAMPLE RECEIVED:83/09/09/16
PROGRAM: 600:AIR RESOURCES DEVELOPMENT
SOURCE ID:00456205 DRAINAGE BASIN: GAZETTEER CODE:4562
POLITICAL SUBDIVISION:MOREAU COUNTY:SARATOGA
LATITUDE:43 17 00. LONGITUDE:73 37 45. Z DIRECTION:
LOCATION: TERRY DR MOREAU AIR STUDY #183
DESCRIPTION:CART #4012
REPORTING LAB: TOX:LAB FOR ORGANIC ANALYTICAL CHEMISTRY
TEST PATTERN: RM183:AIR STUDY #183,R.NARANG
SAMPLE TYPE: 900:AMBIENT AIR
TIME OF SAMPLING: 83/09/06 : TO 83/09/06 : DATE PRINTED:83/10/03

PARAMETER	RESULT
T34402 BENZENE	< 10. MCG/CU.M.
T41102 TRICHLOROETHYLENE	< 5. MCG/CU.M.

**** END OF REPORT ****

COPIES SENT TO: CO(1), RU(), LPHE(), FED(), INFO-P(1), INFO-L(1)

MR. E. SAVOIE
AIR RES. DEV.
N.Y.S. DEPT. OF ENVIRONMENTAL CONSERVATION
50 WOLF RD., ROOM 140
ALBANY, N.Y. 12233

SUBMITTED BY:WEBSTER

0495

NEW YORK STATE DEPARTMENT OF HEALTH
CENTER FOR LABORATORIES AND RESEARCH

PAGE 1

RESULTS OF EXAMINATION

FINAL REPORT

SAMPLE ID: 33383 SAMPLE RECEIVED:83/09/07/08
PROGRAM: 600:AIR RESOURCES DEVELOPMENT
SOURCE ID:00456204 DRAINAGE BASIN: GAZETTEER CODE:4562
POLITICAL SUBDIVISION:MOREAU COUNTY:SARATOGA
LATITUDE:43 17 00. LONGITUDE:73 37 45. Z DIRECTION:
LOCATION: WILLIAM ST MOREAU AIR STUDY #183
DESCRIPTION:CART #3031
REPORTING LAB: TOX:LAB FOR ORGANIC ANALYTICAL CHEMISTRY
TEST PATTERN: RN183:AIR STUDY #183,R.NARANG
SAMPLE TYPE: 900:AMBIENT AIR
TIME OF SAMPLING: 83/08/31 : TO 83/08/31 : DATE PRINTED:83/09/30

PARAMETER	RESULT
T34402 BENZENE	< 10.0 MCG/CU.M.
T41102 TRICHLOROETHYLENE	< 5.0 MCG/CU.M.
T23802 METHYLENE CHLORIDE	NA

**** END OF REPORT ****

COPIES SENT TO: CO(1), RO(), LPHE(), FED(), INFO-P(1), INFO-L(1)

MR. E. SAVOIE
AIR RES. DEV.
N.Y.S. DEPT. OF ENVIRONMENTAL CONSERVATION
50 WOLF RD., ROOM 140
ALBANY, N.Y. 12233

SUBMITTED BY: WEBSTER

NEW YORK STATE DEPARTMENT OF HEALTH
CENTER FOR LABORATORIES AND RESEARCH

PAGE 1

RESULTS OF EXAMINATION

FINAL REPORT

SAMPLE ID: 33382 SAMPLE RECEIVED: 83/09/07/08
 PROGRAM: 600: AIR RESOURCES DEVELOPMENT
 SOURCE ID: 00456205 DRAINAGE BASIN: GAZETTEER CODE: 4562
 POLITICAL SUBDIVISION: MOREAU COUNTY: SARATOGA
 LATITUDE: 43 17 00. LONGITUDE: 73 37 45. Z DIRECTION:
 LOCATION: TERRY DR MOREAU AIR STUDY #183
 DESCRIPTION: CART #3030
 REPORTING LAB: TOX: LAB FOR ORGANIC ANALYTICAL CHEMISTRY
 TEST PATTERN: RN183: AIR STUDY #183, R, NARANG
 SAMPLE TYPE: 900: AMBIENT AIR
 TIME OF SAMPLING: 83/08/31 : TO 83/08/31 : DATE PRINTED: 83/09/30

PARAMETER	RESULT
T34402 BENZENE	< 10.0 MCG/CU.M.
T41102 TRICHLOROETHYLENE	< 5.0 MCG/CU.M.
T23802 METHYLENE CHLORIDE	NA

**** END OF REPORT ****

COPIES SENT TO: CO(1), RO(), LPHE(), FED(), INFO-P(1), INFO-L(1)

MR. E. SAVOIE
 AIR RES. DEV.
 N.Y.S. DEPT. OF ENVIRONMENTAL CONSERVATION
 50 WOLF RD., ROOM 140
 ALBANY, N.Y. 12233

SUBMITTED BY: WEBSTER

PAGE 1

RESULTS OF EXAMINATION

FINAL REPORT

SAMPLE ID: 33319 SAMPLE RECEIVED: 83/08/31/16
 PROGRAM: 600: AIR RESOURCES DEVELOPMENT
 SOURCE ID: 00456204 DRAINAGE BASIN: GAZETTEER CODE: 4562
 POLITICAL SUBDIVISION: MOREAU COUNTY: SARATOGA
 LATITUDE: 43 17 00. LONGITUDE: 73 37 45. Z DIRECTION:
 LOCATION: WILLIAM ST. MOREAU AIR STUDY #183
 DESCRIPTION: CART #4006, BAILEY'S
 REPORTING LAB: TOX: LAB FOR ORGANIC ANALYTICAL CHEMISTRY
 TEST PATTERN: RNA: SPECIAL AIR STUDY VOLATILES
 SAMPLE TYPE: 900: AMBIENT AIR
 TIME OF SAMPLING: 83/08/28 : TO 83/08/28 : DATE PRINTED: 83/10/03

PARAMETER	RESULT
T34402 BENZENE	< 10. MCG/CU.M.
T41102 TRICHLOROETHYLENE	< 5. MCG/CU.M.

**** END OF REPORT ****

COPIES SENT TO: CO(1), RO(), LPHE(), FED(), INFO-P(1), INFO-L(1)

MR. E. SAVOIE
 AIR RES. DEV.
 N.Y.S. DEPT. OF ENVIRONMENTAL CONSERVATION
 50 WOLF RD., ROOM 140
 ALBANY, N.Y. 12233

SUBMITTED BY: WEBSTER

NEW YORK STATE DEPARTMENT OF HEALTH
CENTER FOR LABORATORIES AND RESEARCH

PAGE 1

RESULTS OF EXAMINATION

FINAL REPORT

SAMPLE ID: 33320 SAMPLE RECEIVED: 83/08/31/16
PROGRAM: 600: AIR RESOURCES DEVELOPMENT
SOURCE ID: 00456205 DRAINAGE BASIN: GAZETTEER CODE: 4562
POLITICAL SUBDIVISION: MOREAU COUNTY: SARATOGA
LATITUDE: 43 17 00. LONGITUDE: 73 37 45. Z DIRECTION:
LOCATION: TERRY DR MOREAU AIR STUDY #183
DESCRIPTION: CART #4010, HAVEN'S
REPORTING LAB: TOX: LAB FOR ORGANIC ANALYTICAL CHEMISTRY
TEST PATTERN: RMA: SPECIAL AIR STUDY VOLATILES
SAMPLE TYPE: 900: AMBIENT AIR
TIME OF SAMPLING: 83/08/28 : TO 83/08/28 : DATE PRINTED: 83/10/04

PARAMETER	RESULT
T34402 BENZENE	< 10. MCG/CU.M.
T41102 TRICHLOROETHYLENE	< 5. MCG/CU.M.

**** END OF REPORT ****

COPIES SENT TO: CO(1), RO(), LPHE(), FED(), INFO-P(1), INFO-L(1)

MR. E. SAVOIE
AIR RES. DEV.
N.Y.S. DEPT. OF ENVIRONMENTAL CONSERVATION
50 WOLF RD., ROOM 140
ALBANY, N.Y. 12233

SUBMITTED BY: WEBSTER

WEBSTER

0398

NEW YORK STATE DEPARTMENT OF HEALTH
CENTER FOR LABORATORIES AND RESEARCH

PAGE 1

RESULTS OF EXAMINATION

FINAL REPORT

SAMPLE ID: 33174 SAMPLE RECEIVED: 83/08/26/12
PROGRAM: 600: AIR RESOURCES DEVELOPMENT
SOURCE ID: 00456205 DRAINAGE BASIN: GAZETTEER CODE: 4562
POLITICAL SUBDIVISION: MOREAU COUNTY: SARATOGA
LATITUDE: 43 17 00. LONGITUDE: 73 37 45. Z DIRECTION:
LOCATION: TERRY DR MOREAU AIR STUDY #183
DESCRIPTION: CART #4004 (TUBE FOUND ON GROUND)
REPORTING LAB: TOX: LAB FOR ORGANIC ANALYTICAL CHEMISTRY
TEST PATTERN: RES: RESAMPLE
SAMPLE TYPE: 900: AMBIENT AIR
TIME OF SAMPLING: 83/08/22 DATE PRINTED: 83/10/14

PARAMETER	RESULT	NA
T66900 SAMPLE UNUSEABLE, PLEASE RESAMPLE		NA
**** END OF REPORT ****		

RECEIVED

OCT 19 1983

BUREAU OF WATER RESEARCH
DIVISION OF PURE WATERS

COPIES SENT TO: CO(1), RO(), LPHEC(), FED(), INFO-P(), INFO-L(1)

MR. JOHN RYAN
BUREAU OF WATER RESEARCH
N.Y.S. DEPT. OF ENVIRONMENTAL CONSERVATION
50 WOLF RD., ROOM 519
ALBANY, N.Y. 12233

SUBMITTED BY: WEBSTER

0489

NEW YORK STATE DEPARTMENT OF HEALTH
CENTER FOR LABORATORIES AND RESEARCH

PAGE 1

RESULTS OF EXAMINATION

FINAL REPORT

SAMPLE ID: 33172 SAMPLE RECEIVED: 83/08/26/12
PROGRAM: 600: AIR RESOURCES DEVELOPMENT
SOURCE ID: 00456205 DRAINAGE BASIN: GAZETTEER CODE: 4562
POLITICAL SUBDIVISION: MOREAU COUNTY: SARATOGA
LATITUDE: 43 17 00. LONGITUDE: 73 37 45. Z DIRECTION:
LOCATION: TERRY DR MOREAU AIR STUDY #183
DESCRIPTION: CART #4005
REPORTING LAB: TOX: LAB FOR ORGANIC ANALYTICAL CHEMISTRY
TEST PATTERN: RNA: SPECIAL AIR STUDY VOLATILES
SAMPLE TYPE: 900: AMBIENT AIR
TIME OF SAMPLING: 83/08/22 : TO 83/08/22 : DATE PRINTED: 83/09/30

PARAMETER	RESULT
T34402 BENZENE	< 10.0 MCG/CU.M.
T41102 TRICHLOROETHYLENE	< 5.0 MCG/CU.M.

**** END OF REPORT ****

COPIES SENT TO: CO(1), RO(), LPHE(), FED(), INFO-P(), INFO-L(1)

MR. E. SAVOIE
AIR RES. DEV.
N.Y.S. DEPT. OF ENVIRONMENTAL CONSERVATION
50 WOLF RD., ROOM 140
ALBANY, N.Y. 12233

SUBMITTED BY: WEBSTER

0482

NEW YORK STATE DEPARTMENT OF HEALTH
CENTER FOR LABORATORIES AND RESEARCH

PAGE 1

RESULTS OF EXAMINATION

FINAL REPORT

SAMPLE ID: 32910 SAMPLE RECEIVED: 83/08/17/16
 PROGRAM: 600: AIR RESOURCES DEVELOPMENT
 SOURCE ID: 00456204 DRAINAGE BASIN: GAZETTEER CODE: 4562
 POLITICAL SUBDIVISION: MOREAU COUNTY: SARATOGA
 LATITUDE: 43 17 00. LONGITUDE: 73 37 45. Z DIRECTION:
 LOCATION: WILLIAM ST MOREAU AIR STUDY #183
 DESCRIPTION: CARTRIDGE #4009
 REPORTING LAB: TOX: LAB FOR ORGANIC ANALYTICAL CHEMISTRY
 TEST PATTERN: RNA: SPECIAL AIR STUDY VOLATILES
 SAMPLE TYPE: 900: AMBIENT AIR
 TIME OF SAMPLING: 83/08/16 00:00 TO 83/08/17 00:00 DATE PRINTED: 83/09/30

PARAMETER	RESULT
T34402 BENZENE	< 10. MCG/CU.M.
T41102 TRICHLOROETHYLENE	< 5.0 MCG/CU.M.
T23802 METHYLENE CHLORIDE	NA

**** END OF REPORT ****

COPIES SENT TO: CO(1), RO(0), LPHE(0), FED(0), INFO-P(1), INFO-L(1)

MR. E. SAVOIE
 AIR RES. DEV.
 N.Y.S. DEPT. OF ENVIRONMENTAL CONSERVATION
 50 WOLF RD., ROOM 140
 ALBANY, N.Y. 12233

SUBMITTED BY: W WEBSTER

0481

NEW YORK STATE DEPARTMENT OF HEALTH
CENTER FOR LABORATORIES AND RESEARCH

PAGE 1

RESULTS OF EXAMINATION

FINAL REPORT

SAMPLE ID: 32909 SAMPLE RECEIVED: 83/08/17/16
PROGRAM: 600: AIR RESOURCES DEVELOPMENT
SOURCE ID: 00456205 DRAINAGE BASIN: GAZETTEER CODE: 4562
POLITICAL SUBDIVISION: MOREAU COUNTY: SARATOGA
LATITUDE: 43 17 00. LONGITUDE: 73 37 45. Z DIRECTION:
LOCATION: TERRY DR MOREAU AIR STUDY #183
DESCRIPTION: CARTRIDGE #4007
REPORTING LAB: TOX: LAB FOR ORGANIC ANALYTICAL CHEMISTRY
TEST PATTERN: RNA: SPECIAL AIR STUDY VOLATILES
SAMPLE TYPE: 900: AMBIENT AIR
TIME OF SAMPLING: 83/08/16 00:00 TO 83/08/17 00:00 DATE PRINTED: 83/09/30

PARAMETER	RESULT
T34402 BENZENE	< 10. MCG/CU.M.
T41102 TRICHLOROETHYLENE	< 5.0 MCG/CU.M.
T23802 METHYLENE CHLORIDE	NA

**** END OF REPORT ****

COPIES SENT TO: CO(1), RO(0), LPHE(0), FED(0), INFO-P(1), INFO-L(1)

MR. E. SAVOIE
AIR RES. DEV.
N.Y.S. DEPT. OF ENVIRONMENTAL CONSERVATION
50 WOLF RD., ROOM 140
ALBANY, N.Y. 12233

SUBMITTED BY: W WEBSTER

0486

NEW YORK STATE DEPARTMENT OF HEALTH
CENTER FOR LABORATORIES AND RESEARCH

PAGE 1

RESULTS OF EXAMINATION

FINAL REPORT

SAMPLE ID: 32914 SAMPLE RECEIVED: 83/08/17/16
PROGRAM: 600: AIR RESOURCES DEVELOPMENT
SOURCE ID: 00456204 DRAINAGE BASIN: GAZETTEER CODE: 4562
POLITICAL SUBDIVISION: MOREAU COUNTY: SARATOGA
LATITUDE: 43 17 00. LONGITUDE: 73 37 45. Z DIRECTION:
LOCATION: WILLIAM ST. MOREAU AIR STUDY #183
DESCRIPTION: CARTRIDGE #4003
REPORTING LAB: TOX: LAB FOR ORGANIC ANALYTICAL CHEMISTRY
TEST PATTERN: RNA: SPECIAL AIR STUDY VOLATILES
SAMPLE TYPE: 900: AMBIENT AIR
TIME OF SAMPLING: 83/08/10 00:0 TO 83/08/11 00:00 DATE PRINTED: 83/09/30

PARAMETER	RESULT
T34402 BENZENE	< 10. MCG/CU.M.
T41102 TRICHLOROETHYLENE	< 5.0 MCG/CU.M.
T23802 METHYLENE CHLORIDE	NA

**** END OF REPORT ****

COPIES SENT TO: CO(1), RO(0), LPHE(0), FED(0), INFO-P(1), INFO-L(1)

MR. E. SAVOIE
AIR RES. DEV.
N.Y.S. DEPT. OF ENVIRONMENTAL CONSERVATION
50 WOLF RD., ROOM 140
ALBANY, N.Y. 12233

SUBMITTED BY: W WEBSTER

0485

NEW YORK STATE DEPARTMENT OF HEALTH
CENTER FOR LABORATORIES AND RESEARCH

PAGE 1

RESULTS OF EXAMINATION

FINAL REPORT

SAMPLE ID: 32913 SAMPLE RECEIVED: 83/08/17/16
PROGRAM: 600: AIR RESOURCES DEVELOPMENT
SOURCE ID: 00456205 DRAINAGE BASIN: GAZETTEER CODE: 4562
POLITICAL SUBDIVISION: MOREAU COUNTY: SARATOGA
LATITUDE: 43 17 00. LONGITUDE: 73 37 45. Z DIRECTION:
LOCATION: TERRY DR MOREAU AIR STUDY #183
DESCRIPTION: CARTRIDGE #4002
REPORTING LAB: TOX: LAB FOR ORGANIC ANALYTICAL CHEMISTRY
TEST PATTERN: RNA: SPECIAL AIR STUDY VOLATILES
SAMPLE TYPE: 900: AMBIENT AIR
TIME OF SAMPLING: 83/08/10 00:0 TO 83/08/11 00:00 DATE PRINTED: 83/09/30

PARAMETER	RESULT
T34402 BENZENE	< 10. MCG/CU.M.
T41102 TRICHLOROETHYLENE	< 5.0 MCG/CU.M.
T23802 METHYLENE CHLORIDE	NA

**** END OF REPORT ****

COPIES SENT TO: CO(1), RO(0), LPHE(0), FED(0), INFO-P(1), INFO-L(1)

MR. E. SAVOIE
AIR RES. DEV.
N.Y.S. DEPT. OF ENVIRONMENTAL CONSERVATION
50 WOLF RD., ROOM 140
ALBANY, N.Y. 12233

SUBMITTED BY: W WEBSTER

NEW YORK STATE DEPARTMENT OF HEALTH
CENTER FOR LABORATORIES AND RESEARCH

PAGE 1

RESULTS OF EXAMINATION

FINAL REPORT

SAMPLE ID: 32754 SAMPLE RECEIVED: 83/08/10/13
 PROGRAM: 600: AIR RESOURCES DEVELOPMENT
 SOURCE ID: 4562-04 DRAINAGE BASIN: GAZETTEER CODE: 4562
 POLITICAL SUBDIVISION: MOREAU COUNTY: SARATOGA
 LATITUDE: 43 17 00. LONGITUDE: 73 37 45. Z DIRECTION:
 LOCATION: MOREAU, AIR STUDY #183
 DESCRIPTION: CART #4000
 REPORTING LAB: TOX: LAB FOR ORGANIC ANALYTICAL CHEMISTRY
 TEST PATTERN: RNA: SPECIAL AIR STUDY VOLATILES
 SAMPLE TYPE: 900: AMBIENT AIR
 TIME OF SAMPLING: 83/08/05 : TO 83/08/05 : DATE PRINTED: 83/09/30

PARAMETER	RESULT
T34402 BENZENE	< 10. MCG/CU.M.
T41102 TRICHLOROETHYLENE	< 5. MCG/CU.M.
T23802 METHYLENE CHLORIDE	NA

**** END OF REPORT ****

COPIES SENT TO: CO(1), RO(), LPHE(), FED(), INFO-P(), INFO-L()

MR. E. SAVOIE
 AIR RES. DEV.
 N.Y.S. DEPT. OF ENVIRONMENTAL CONSERVATION
 50 WOLF RD., ROOM 140
 ALBANY, N.Y. 12233

SUBMITTED BY: WEBSTER

NEW YORK STATE DEPARTMENT OF HEALTH
CENTER FOR LABORATORIES AND RESEARCH

PAGE 1

RESULTS OF EXAMINATION

FINAL REPORT

SAMPLE ID: 32755 SAMPLE RECEIVED: 83/08/10/13
 PROGRAM: 600: AIR RESOURCES DEVELOPMENT
 SOURCE ID: 4502-05 DRAINAGE BASIN: GAZETTEER CODE: 4562
 POLITICAL SUBDIVISION: MOREAU COUNTY: SARATOGA
 LATITUDE: 43 17 00. LONGITUDE: 73 37 45. Z DIRECTION:
 LOCATION: MOREAU, AIR STUDY #183
 DESCRIPTION: CART #4001
 REPORTING LAB: TOX: LAB FOR ORGANIC ANALYTICAL CHEMISTRY
 TEST PATTERN: RNA: SPECIAL AIR STUDY VOLATILES
 SAMPLE TYPE: 900: AMBIENT AIR
 TIME OF SAMPLING: 83/08/05 : TO 83/08/05 : DATE PRINTED: 83/09/30

PARAMETER	RESULT
T34402 BENZENE	< 10. MCG/CU.M.
T41102 TRICHLOROETHYLENE	< 5. MCG/CU.M.
T23802 METHYLENE CHLORIDE	NA

**** END OF REPORT ****

COPIES SENT TO: CO(1), RO(), LPHE(), FED(), INFO-P(), INFO-L()

MR. E. SAVOIE
 AIR RES. DEV.
 N.Y.S. DEPT. OF ENVIRONMENTAL CONSERVATION
 50 WOLF RD., ROOM 140
 ALBANY, N.Y. 12233

SUBMITTED BY: WEBSTER

NEW YORK STATE DEPARTMENT OF HEALTH
 CENTER FOR LABORATORIES AND RESEARCH

PAGE 1

RESULTS OF EXAMINATION

FINAL REPORT

SAMPLE ID: 35149 SAMPLE RECEIVED: 83/12/02/14
 PROGRAM: 600: AIR RESOURCES DEVELOPMENT
 SOURCE ID: 00456205 DRAINAGE BASIN: GAZETTEER CODE: 4562
 POLITICAL SUBDIVISION: MOREAU COUNTY: SARATOGA
 LATITUDE: 43 17 00. LONGITUDE: 73 37 45. Z DIRECTION:
 LOCATION: TERRY DR MOREAU AIR STUDY #183
 DESCRIPTION: CART #100865 HAVEN
 REPORTING LAB: TOX: LAB FOR ORGANIC ANALYTICAL CHEMISTRY
 TEST PATTERN: PCBA: PCB'S IN AIR
 SAMPLE TYPE: 900: AMBIENT AIR
 TIME OF SAMPLING: 83/11/14 : TO 83/11/14 : DATE PRINTED: 84/01/17

PARAMETER	RESULT
T39802 PCB, AROCLOR 1221	< 0.02 MCG/CU.M.
T36002 PCB, AROCLOR 1016/1242	< 0.02 MCG/CU.M.
T38102 PCB, AROCLOR 1254	< 0.02 MCG/CU.M.
T41602 PCB, AROCLOR 1260	< 0.02 MCG/CU.M.

**** END OF REPORT ****

COPIES SENT TO: CO(1), RO(), LPHE(), FED(), INFO-P(1), INFO-L()

MR. E. SAVOIE
 AIR RES. DEV.
 N.Y.S. DEPT. OF ENVIRONMENTAL CONSERVATION
 50 WOLF RD., ROOM 140
 ALBANY, N.Y. 12233

SUBMITTED BY: WEBSTER

NEW YORK STATE DEPARTMENT OF HEALTH
CENTER FOR LABORATORIES AND RESEARCH

PAGE 1

RESULTS OF EXAMINATION

FINAL REPORT

SAMPLE ID: 35146 SAMPLE RECEIVED:83/12/02/14
 PROGRAM: 600:AIR RESOURCES DEVELOPMENT
 SOURCE ID:00456204 DRAINAGE BASIN: GAZETTEER CODE:4562
 POLITICAL SUBDIVISION:MOREAU COUNTY:SARATOGA
 ELEVATION:43 17 00. LONGITUDE:73 37 45. Z DIRECTION:
 LOCATION: WILLIAM ST MOREAU AIR STUDY #183
 DESCRIPTION:AIR CART #100864 BAILEY'S
 REPORTING LAB: TOX:LAB FOR ORGANIC ANALYTICAL CHEMISTRY
 TEST PATTERN: PCBA:PCB'S IN AIR
 SAMPLE TYPE: 900:AMBIENT AIR
 TIME OF SAMPLING: 83/11/14 : TO 83/11/14 : DATE PRINTED:84/01/17

PARAMETER	RESULT
T37802 PCB,AROCLOR 1221	< 0.02 MCG/CU.M.
T38002 PCB,AROCLOR 1016/1242	< 0.02 MCG/CU.M.
T38102 PCB,AROCLOR 1254	< 0.02 MCG/CU.M.
T41602 PCB,AROCLOR 1260	< 0.02 MCG/CU.M.

*** END OF REPORT ***

COPIES SENT TO: CO(1), RO(), LPHE(), FED(), INFO-P(1), INFO-L()

MR. E. SAVOIE
 AIR RES. DEV.
 N.Y.S.DEPT.OF ENVIRONMENTAL CONSERVATION
 50 WOLF RD.,ROOM 140
 ALBANY,N.Y. 12233

SUBMITTED BY:WEBSTER

NEW YORK STATE DEPARTMENT OF HEALTH
CENTER FOR LABORATORIES AND RESEARCH

PAGE 1 RESULTS OF EXAMINATION FINAL REPORT

SAMPLE ID: 35149 SAMPLE RECEIVED:83/12/02/14
ROGRAM: 600:AIR RESOURCES DEVELOPMENT
SOURCE ID:00456205 DRAINAGE BASIN: GAZETTEER CODE:4562
POLITICAL SUBDIVISION:MOREAU COUNTY:SARATOGA
ATITUDE:43 17 00. LONGITUDE:73 37 45. Z DIRECTION:
LOCATION: TERRY DR MOREAU AIR STUDY #183
DESCRIPTION:CARTR #100865 HAVEN
REPORTING LAB: TOX:LAB FOR ORGANIC ANALYTICAL CHEMISTRY
TEST PATTERN: PCBA:PCB'S IN AIR
SAMPLE TYPE: 900:AMBIENT AIR
TIME OF SAMPLING: 83/11/14 : TO 83/11/14 : DATE PRINTED:84/01/17

PARAMETER	RESULT
T39802 PCB,AROCLOR 1221	< 0.02 MCG/CU.M.
T38002 PCB,AROCLOR 1016/1242	< 0.02 MCG/CU.M.
T38102 PCB,AROCLOR 1254	< 0.02 MCG/CU.M.
T41602 PCB,AROCLOR 1260	< 0.02 MCG/CU.M.

*** END OF REPORT ***

14-11-84
COPY

COPIES SENT TO: CO(1), RO(), LPHE(), FED(), INFO-P(1), INFO-L()

MR. E. SAVOIE
AIR RES. DEV.
N.Y.S.DEPT.OF ENVIRONMENTAL CONSERVATION
50 WOLF RD.,ROOM 140
ALBANY,N.Y. 12233

SUBMITTED BY:WEBSTER

12
11
10
9
8
7
6
5
4

NEW YORK STATE DEPARTMENT OF HEALTH
CENTER FOR LABORATORIES AND RESEARCH

PAGE 1 RESULTS OF EXAMINATION FINAL REPORT

SAMPLE ID: 35153 SAMPLE RECEIVED:83/12/02/14
PROGRAM: 600:AIR RESOURCES DEVELOPMENT
SOURCE ID:00456204 DRAINAGE BASIN: GAZETTEER CODE:4562
POLITICAL SUBDIVISION:MOREAU COUNTY:SARATOGA
LATITUDE:43 17 00. LONGITUDE:73 37 45. Z DIRECTION:
LOCATION: WILLIAM ST MOREAU AIR STUDY #183
DESCRIPTION:CART #100869 BAILEY'S
REPORTING LAB: TOX:LAB FOR ORGANIC ANALYTICAL CHEMISTRY
TEST PATTERN: PCBA:PCB'S IN AIR
SAMPLE TYPE: 900:AMBIENT AIR
TIME OF SAMPLING: 83/11/08 : TO 83/11/08 : DATE PRINTED:84/01/17

PARAMETER	RESULT
T39802 PCB,AROCLOR 1221	< 0.02 MCG/CU.M.
T38002 PCB,AROCLOR 1016/1242	< 0.02 MCG/CU.M.
T38102 PCB,AROCLOR 1254	< 0.02 MCG/CU.M.
T41602 PCB,AROCLOR 1260	< 0.02 MCG/CU.M.

**** END OF REPORT ****

COPIES SENT TO: CO(1), RO(), LPHE(), FED(), INFO-P(1), INFO-L()

MR. E. SAVOIE
AIR RES. DEV.
N.Y.S.DEPT.OF ENVIRONMENTAL CONSERVATION
50 WOLF RD.,ROOM 140
ALBANY,N.Y. 12233

SUBMITTED BY:WEBSTER

12
11
10
9
8
7
6
5
4

0579

NEW YORK STATE DEPARTMENT OF HEALTH
CENTER FOR LABORATORIES AND RESEARCH

PAGE 1

RESULTS OF EXAMINATION

FINAL REPORT

SAMPLE ID: 35150 SAMPLE RECEIVED:83/12/02/14
PROGRAM: 600:AIR RESOURCES DEVELOPMENT
SOURCE ID:00456205 DRAINAGE BASIN: GAZETTEER CODE:4562
POLITICAL SUBDIVISION:MOREAU COUNTY:SARATOGA
LATITUDE:43 17 00. LONGITUDE:73 37 45. Z DIRECTION:
LOCATION: TERRY DR MOREAU AIR STUDY #183
DESCRIPTION:CART #100866 HAVEN'S
REPORTING LAB: TOX:LAB FOR ORGANIC ANALYTICAL CHEMISTRY
TEST PATTERN: PCBA:PCB'S IN AIR
SAMPLE TYPE: 900:AMBIENT AIR
TIME OF SAMPLING: 83/11/08 : TO 83/11/08 : DATE PRINTED:84/01/17

PARAMETER	RESULT
T39802 PCB,AROCLOR 1221	< 0.02 MCG/CU.M.
T38002 PCB,AROCLOR 1016/1242	< 0.02 MCG/CU.M.
T38102 PCB,AROCLOR 1254	< 0.02 MCG/CU.M.
T41602 PCB,AROCLOR 1260	< 0.02 MCG/CU.M.

**** END OF REPORT ****

COPIES SENT TO: CO(1), RO(), LPHE(), FED(), INFO-P(1), INFO-L()

MR. E. SAVOIE
AIR RES. DEV.
N.Y.S.DEPT.OF ENVIRONMENTAL CONSERVATION
50 WOLF RD.,ROOM 140
ALBANY,N.Y. 12233

SUBMITTED BY:WEBSTER

NEW YORK STATE DEPARTMENT OF HEALTH
CENTER FOR LABORATORIES AND RESEARCH

PAGE 1 RESULTS OF EXAMINATION FINAL REPORT

SAMPLE ID: 35151 SAMPLE RECEIVED:83/12/02/14
PROGRAM: 600:AIR RESOURCES DEVELOPMENT
SOURCE ID:00456204 DRAINAGE BASIN: GAZETTEER CODE:4562
POLITICAL SUBDIVISION:MOREAU COUNTY:SARATOGA
LATITUDE:43 17 00. LONGITUDE:73 37 45. Z DIRECTION:
LOCATION: WILLIAM ST MOREAU AIR STUDY #183
DESCRIPTION:CART #100867 BAILEY'S
REPORTING LAB: TOX:LAB FOR ORGANIC ANALYTICAL CHEMISTRY
TEST PATTERN: PCBA:PCB'S IN AIR
SAMPLE TYPE: 900:AMBIENT AIR
TIME OF SAMPLING: 83/11/02 : TO 83/11/02 : DATE PRINTED:84/01/17

PARAMETER	RESULT
T39802 PCB,AROCLOR 1221	< 0.02 MCG/CU.M.
T38002 PCB,AROCLOR 1016/1242	< 0.02 MCG/CU.M.
T38102 PCB,AROCLOR 1254	< 0.02 MCG/CU.M.
T41602 PCB,AROCLOR 1260	< 0.02 MCG/CU.M.

**** END OF REPORT ****

COPIES SENT TO: CO(1), RO(), LPHE(), FED(), INFO-P(1), INFO-L()

MR. E. SAVOIE
AIR RES. DEV.
N.Y.S.DEPT.OF ENVIRONMENTAL CONSERVATION
50 WOLF RD.,ROOM 140
ALBANY,N.Y. 12233

SUBMITTED BY:WEBSTER

NEW YORK STATE DEPARTMENT OF HEALTH
CENTER FOR LABORATORIES AND RESEARCH

PAGE 1

RESULTS OF EXAMINATION

FINAL REPORT

SAMPLE ID: 35152 SAMPLE RECEIVED: 83/12/02/14
PROGRAM: 600: AIR RESOURCES DEVELOPMENT
SOURCE ID: 00456205 DRAINAGE BASIN: GAZETTEER CODE: 4562
POLITICAL SUBDIVISION: MOREAU COUNTY: SARATOGA
LATITUDE: 43 17 00. LONGITUDE: 73 37 45. Z DIRECTION:
LOCATION: TERRY DR MOREAU AIR STUDY #183
DESCRIPTION: CART #100868 HAVEN'S
REPORTING LAB: TOX: LAB FOR ORGANIC ANALYTICAL CHEMISTRY
TEST PATTERN: PCBs: PCB'S IN AIR
SAMPLE TYPE: 900: AMBIENT AIR
TIME OF SAMPLING: 83/11/02 : TO 83/11/02 : DATE PRINTED: 84/01/17

PARAMETER	RESULT
T39602 PCB, AROCLOR 1221	< 0.02 MCG/CU.M.
T38002 PCB, AROCLOR 1016/1242	< 0.02 MCG/CU.M.
T39102 PCB, AROCLOR 1254	< 0.02 MCG/CU.M.
T41602 PCB, AROCLOR 1260	< 0.02 MCG/CU.M.

**** END OF REPORT ****

COPIES SENT TO: CO(1), RO(), LPHE(), FED(), INFO-P(1), INFO-L()

MR. E. SAVOIE
AIR RES. DEV.
N.Y.S. DEPT. OF ENVIRONMENTAL CONSERVATION
50 WOLF RD., ROOM 140
ALBANY, N.Y. 12233

SUBMITTED BY: WEBSTER

12
11
10
9
8
7
6
5
4

NEW YORK STATE DEPARTMENT OF HEALTH
CENTER FOR LABORATORIES AND RESEARCH

PAGE 1 RESULTS OF EXAMINATION FINAL REPORT

SAMPLE ID: 34645 SAMPLE RECEIVED:83/11/02/11
PROGRAM: 600:AIR RESOURCES DEVELOPMENT
SOURCE ID:00456204 DRAINAGE BASIN: GAZETTEER CODE:4562
POLITICAL SUBDIVISION:MOREAU COUNTY:SARATOGA
LATITUDE:43 17 00. LONGITUDE:73 37 45. Z.DIRECTION:
LOCATION: WILLIAM ST MOREAU AIR STUDY #183
DESCRIPTION:CART #100721
REPORTING LAB: TOX:LAB FOR ORGANIC ANALYTICAL CHEMISTRY
TEST PATTERN: PCBA:PCB'S IN AIR
SAMPLE TYPE: 900:AMBIENT AIR
TIME OF SAMPLING: 83/10/27 : TO 83/10/27 : DATE PRINTED:84/01/17

PARAMETER	RESULT
T39002 PCB,AROCLOR 1221	< 0.02 MCG/CU.M.
T38002 PCB,AROCLOR 1016/1242	< 0.02 MCG/CU.M.
T38102 PCB,AROCLOR 1254	< 0.02 MCG/CU.M.
T41002 PCB,AROCLOR 1260	< 0.02 MCG/CU.M.

**** END OF REPORT ****

COPIES SENT TO: CO(1), RO(), LPHE(), FED(), INFO-P(), INFO-L(1)

MR. E. SAVOIE
AIR RES. DEV.
N.Y.S.DEPT.OF ENVIRONMENTAL CONSERVATION
50 WOLF RD.,ROOM 140
ALBANY,N.Y. 12233

SUBMITTED BY:WEBSTER

NEW YORK STATE DEPARTMENT OF HEALTH
CENTER FOR LABORATORIES AND RESEARCH

PAGE 1

RESULTS OF EXAMINATION

FINAL REPORT

SAMPLE ID: 34646 SAMPLE RECEIVED: 83/11/02/11
 PROGRAM: 600: AIR RESOURCES DEVELOPMENT
 SOURCE ID: 00456205 DRAINAGE BASIN: GAZETTEER CODE: 4562
 POLITICAL SUBDIVISION: MOREAU COUNTY: SARATOGA
 LATITUDE: 43 17 00. LONGITUDE: 73 37 45. Z DIRECTION:
 LOCATION: TERRY DR MOREAU AIR STUDY #183
 DESCRIPTION: CART #100722
 REPORTING LAB: TOX: LAB FOR ORGANIC ANALYTICAL CHEMISTRY
 TEST PATTERN: PCBA: PCB'S IN AIR
 SAMPLE TYPE: 900: AMBIENT AIR
 TIME OF SAMPLING: 83/10/27 : TO 83/10/27 : DATE PRINTED: 84/01/17

PARAMETER	RESULT
T39802 PCB, AROCLOR 1221	< 0.02 MCG/CU.M.
T38002 PCB, AROCLOR 1016/1242	< 0.02 MCG/CU.M.
T39102 PCB, AROCLOR 1254	< 0.02 MCG/CU.M.
T41602 PCB, AROCLOR 1260	< 0.02 MCG/CU.M.

**** END OF REPORT ****

COPIES SENT TO: CD(1), RO(), LPHE(), FED(), INFO-P(), INFO-L(1)

MR. E. SAVOIE
 AIR RES. DEV.
 N.Y.S. DEPT. OF ENVIRONMENTAL CONSERVATION
 50 WOLF RD., ROOM 140
 ALBANY, N.Y. 12233

SUBMITTED BY: WEBSTER

NEW YORK STATE DEPARTMENT OF HEALTH
CENTER FOR LABORATORIES AND RESEARCH

PAGE 1 RESULTS OF EXAMINATION FINAL REPORT

SAMPLE ID: 34648 SAMPLE RECEIVED: 83/11/02/11
PROGRAM: 600: AIR RESOURCES DEVELOPMENT
SOURCE ID: 00456204 DRAINAGE BASIN: GAZETTEER CODE: 4562
POLITICAL SUBDIVISION: MOREAU COUNTY: SARATOGA
LATITUDE: 43 17 00. LONGITUDE: 73 37 45. Z DIRECTION:
LOCATION: WILLIAM ST MOREAU AIR STUDY #183
DESCRIPTION: CART #100719
REPORTING LAB: TOX: LAB FOR ORGANIC ANALYTICAL CHEMISTRY
TEST PATTERN: PCBA: PCB'S IN AIR
SAMPLE TYPE: 900: AMBIENT AIR
TIME OF SAMPLING: 83/10/21 : TO 83/10/21 : DATE PRINTED: 84/01/17

PARAMETER	RESULT
T39802 PCB, AROCLOR 1221	< 0.02 MCG/CU.M.
T38002 PCB, AROCLOR 1016/1242	< 0.02 MCG/CU.M.
T38102 PCB, AROCLOR 1254	< 0.02 MCG/CU.M.
T41602 PCB, AROCLOR 1260	< 0.02 MCG/CU.M.

**** END OF REPORT ****

COPIES SENT TO: CO(1), RO(), LPHE(), FED(), INFO-P(), INFO-L(1)

MR. E. SAVOIE
AIR RES. DEV.
N.Y.S. DEPT. OF ENVIRONMENTAL CONSERVATION
50 WOLF RD., ROOM 140
ALBANY, N.Y. 12233

SUBMITTED BY: WEBSTER

NEW YORK STATE DEPARTMENT OF HEALTH
CENTER FOR LABORATORIES AND RESEARCH

PAGE 1

RESULTS OF EXAMINATION

FINAL REPORT

SAMPLE ID: 34647 SAMPLE RECEIVED: 83/11/02/11
 PROGRAM: 600: AIR RESOURCES DEVELOPMENT
 SOURCE ID: 00456205 DRAINAGE BASIN: GAZETTEER CODE: 4562
 POLITICAL SUBDIVISION: MOREAU COUNTY: SARATOGA
 LATITUDE: 43 17 00. LONGITUDE: 73 37 45. Z DIRECTION:
 LOCATION: TERRY DR MOREAU AIR STUDY #183
 DESCRIPTION: CART #100720
 REPORTING LAB: TOX: LAB FOR ORGANIC ANALYTICAL CHEMISTRY
 TEST PATTERN: PCBA: PCB'S IN AIR
 SAMPLE TYPE: 900: AMBIENT AIR
 TIME OF SAMPLING: 83/10/21 : TO 83/10/21 : DATE PRINTED: 84/01/17

PARAMETER	RESULT
T39802 PCB, AROCLOR 1221	< 0.02 MCG/CU.M.
T38002 PCB, AROCLOR 1016/1242	< 0.02 MCG/CU.M.
T38102 PCB, AROCLOR 1254	< 0.02 MCG/CU.M.
T41602 PCB, AROCLOR 1260	< 0.02 MCG/CU.M.

**** END OF REPORT ****

COPIES SENT TO: CO(1), RO(), LPHE(), FED(), INFO-P(), INFO-L(1)

MR. E. SAVDIE
 AIR RES. DEV.
 N.Y.S. DEPT. OF ENVIRONMENTAL CONSERVATION
 50 WOLF RD., ROOM 140
 ALBANY, N.Y. 12233

SUBMITTED BY: WEBSTER

NEW YORK STATE DEPARTMENT OF HEALTH
 CENTER FOR LABORATORIES AND RESEARCH

PAGE 1

RESULTS OF EXAMINATION

FINAL REPORT

SAMPLE ID: 34383 SAMPLE RECEIVED: 83/10/20/11
 PROGRAM: 600: AIR RESOURCES DEVELOPMENT
 SOURCE ID: 00456204 DRAINAGE BASIN: GAZETTEER CODE: 4562
 POLITICAL SUBDIVISION: MOREAU COUNTY: SARATOGA
 LATITUDE: 43 17 00. LONGITUDE: 73 37 45. Z DIRECTION:
 LOCATION: WILLIAM ST MOREAU AIR STUDY #183
 DESCRIPTION: CART #100718
 REPORTING LAB: TOX: LAB FOR ORGANIC ANALYTICAL CHEMISTRY
 TEST PATTERN: PCBA: PCB'S IN AIR
 SAMPLE TYPE: 900: AMBIENT AIR
 TIME OF SAMPLING: 83/10/15 : TO 83/10/15 : DATE PRINTED: 84/01/17

PARAMETER	RESULT
T39802 PCB, AROCLOR 1221	< 0.02 MCG/CU.M.
T38002 PCB, AROCLOR 1016/1242	< 0.02 MCG/CU.M.
T38102 PCB, AROCLOR 1254	< 0.02 MCG/CU.M.
T41602 PCB, AROCLOR 1260	< 0.02 MCG/CU.M.

**** END OF REPORT ****

COPIES SENT TO: CO(1), RO(), LPHE(), FED(), INFO-P(), INFO-L(1)

MR. E. SAVOIE
 AIR RES. DEV.
 N.Y.S. DEPT. OF ENVIRONMENTAL CONSERVATION
 50 WOLF RD., ROOM 140
 ALBANY, N.Y. 12233

SUBMITTED BY: WEBSTER

NEW YORK STATE DEPARTMENT OF HEALTH
CENTER FOR LABORATORIES AND RESEARCH

PAGE 1 RESULTS OF EXAMINATION FINAL REPORT

SAMPLE ID: 34382 SAMPLE RECEIVED:83/10/20/11
PROGRAM: 600:AIR RESOURCES DEVELOPMENT
SOURCE ID:00456205 DRAINAGE BASIN: GAZETTEER CODE:4562
POLITICAL SUBDIVISION:MOREAU COUNTY:SARATOGA
LATITUDE:43 17 00. LONGITUDE:73 37 45. Z DIRECTION:
LOCATION: TERRY DR MOREAU AIR STUDY #183
DESCRIPTION:CART #100660
REPORTING LAB: TOX:LAB FOR ORGANIC ANALYTICAL CHEMISTRY
TEST PATTERN: PCRA:PCB'S IN AIR
SAMPLE TYPE: 900:AMBIENT AIR
TIME OF SAMPLING: 83/10/15 : TO 83/10/15 : DATE PRINTED:84/01/17

PARAMETER	RESULT
T39802 PCB,AROCLOR 1221	< 0.02 MCG/CU.M.
T38002 PCB,AROCLOR 1016/1242	< 0.02 MCG/CU.M.
T38102 PCB,AROCLOR 1254	< 0.02 MCG/CU.M.
T41602 PCB,AROCLOR 1260	< 0.02 MCG/CU.M.

**** END OF REPORT ****

COPIES SENT TO: CO(1), RO(), LPHE(), FED(), INFO-P(), INFO-L(1)

MR. E. SAVOIE
AIR RES. DEV.
N.Y.S.DEPT.OF ENVIRONMENTAL CONSERVATION
50 WOLF RD.,ROOM 140
ALBANY,N.Y. 12233

SUBMITTED BY:WEBSTER

NEW YORK STATE DEPARTMENT OF HEALTH
CENTER FOR LABORATORIES AND RESEARCH

PAGE 1 RESULTS OF EXAMINATION FINAL REPORT

SAMPLE ID: 34236 SAMPLE RECEIVED:83/10/14/11
PROGRAM: 600:AIR RESOURCES DEVELOPMENT
SOURCE ID:00456204 DRAINAGE BASIN: GAZETTEER CODE:4562
POLITICAL SUBDIVISION:MOREAU COUNTY:SARATOGA
LATITUDE:43 17 00. LONGITUDE:73 37 45. Z DIRECTION:
LOCATION: WILLIAM ST MOREAU AIR STUDY #183
DESCRIPTION:CART #100662
REPORTING LAB: TOX:LAB FOR ORGANIC ANALYTICAL CHEMISTRY
TEST PATTERN: PCBA:PCB'S IN AIR
SAMPLE TYPE: 900:AMBIENT AIR
TIME OF SAMPLING: 83/10/09 : TO 83/10/09 : DATE PRINTED:84/01/17

PARAMETER	RESULT
T39802 PCB,AROCLOR 1221	< 0.02 MCG/CU.M.
T39002 PCB,AROCLOR 1016/1242	< 0.02 MCG/CU.M.
T38102 PCB,AROCLOR 1254	< 0.02 MCG/CU.M.
T41602 PCB,AROCLOR 1260	< 0.02 MCG/CU.M.

**** END OF REPORT ****

COPIES SENT TO: CO(1), RO(), LPHE(), FED(), INFO-P(), INFO-L(1)

MR. E. SAVOIE
AIR RES. DEV.
N.Y.S.DEPT.OF ENVIRONMENTAL CONSERVATION
50 WOLF RD.,ROOM 140
ALBANY,N.Y. 12233

SUBMITTED BY:WEBSTER

NEW YORK STATE DEPARTMENT OF HEALTH
CENTER FOR LABORATORIES AND RESEARCH

PAGE 1 RESULTS OF EXAMINATION FINAL REPORT

SAMPLE ID: 34237 SAMPLE RECEIVED:83/10/14/11
ROGRAM: 600:AIR RESOUPCES DEVELOPMENT
SOURCE ID:00456205 DRAINAGE BASIN: GAZETTEER CODE:4562
POLITICAL SUBDIVISION:MOREAU COUNTY:SARATOGA
ATTITUDE:43 17 00. LONGITUDE:73 37 45. Z DIRECTION:
LOCATION: TERRY DR MOREAU AIR STUDY #183
DESCRIPTION: CART #100661
REPORTING LAB: TOX:LAB FOR ORGANIC ANALYTICAL CHEMISTRY
TEST PATTERN: PCBs:PCB'S IN AIR
SAMPLE TYPE: 900:AMBTENT AIR
TIME OF SAMPLING: 83/10/09 : TO 83/10/09 : DATE PRINTED:84/01/17

PARAMETER	RESULT
T39802 PCB,AROCLOR 1221	< 0.02 MCG/CU.M.
T38002 PCB,AROCLOR 1016/1242	< 0.02 MCG/CU.M.
T35102 PCB,AROCLOR 1254	< 0.02 MCG/CU.M.
T41602 PCB,AROCLOR 1260	< 0.02 MCG/CU.M.

**** END OF REPORT ****

COPIES SENT TO: CO(1), RO(), LPHE(), FED(), INFO-P(), INFO-L(1)

MR. E. SAVOIE
AIR RES. DEV.
N.Y.S.DEPT.OF ENVIRONMENTAL CONSERVATION
50 WOLF RD.,ROOM 140
ALBANY,N.Y. 12233

SUBMITTED BY:WEBSTER

NEW YORK STATE DEPARTMENT OF HEALTH
CENTER FOR LABORATORIES AND RESEARCH

PAGE 1

RESULTS OF EXAMINATION

FINAL REPORT

SAMPLE ID: 34234 SAMPLE RECEIVED: 83/10/14/11
 PROGRAM: 600: AIR RESOURCES DEVELOPMENT
 SOURCE ID: 00456204 DRAINAGE BASIN: GAZETTEER CODE: 4562
 POLITICAL SUBDIVISION: MOREAU COUNTY: SARATOGA
 LATITUDE: 43 17 00. LONGITUDE: 73 37 45. Z DIRECTION:
 LOCATION: WILLIAM ST MOREAU AIR STUDY #183
 DESCRIPTION: CART #100626
 REPORTING LAB: TOX: LAB FOR ORGANIC ANALYTICAL CHEMISTRY
 TEST PATTERN: PCBA: PCB'S IN AIR
 SAMPLE TYPE: 900: AMBIENT AIR
 TIME OF SAMPLING: 83/10/03 : TO 83/10/03 : DATE PRINTED: 84/01/17

PARAMETER	RESULT
T39802 PCB, AROCLOR 1221	< 0.02 MCG/CU.M.
T39002 PCB, AROCLOR 1016/1242	< 0.02 MCG/CU.M.
T38102 PCB, AROCLOR 1254	< 0.02 MCG/CU.M.
T41602 PCB, AROCLOR 1260	< 0.02 MCG/CU.M.

**** END OF REPORT ****

COPIES SENT TO: CO(1), RO(), LPHE(), FED(), INFO-P(), INFO-L(1)

MR. E. SAVOIE
 AIR RES. DEV.
 N.Y.S. DEPT. OF ENVIRONMENTAL CONSERVATION
 50 WOLF RD., ROOM 140
 ALBANY, N.Y. 12233

SUBMITTED BY: WEBSTER

NEW YORK STATE DEPARTMENT OF HEALTH
CENTER FOR LABORATORIES AND RESEARCH

PAGE 1 RESULTS OF EXAMINATION FINAL REPORT

SAMPLE ID: 34235 SAMPLE RECEIVED: 83/10/14/11
PROGRAM: 600: AIR RESOURCES DEVELOPMENT
SOURCE ID: 00456205 DRAINAGE BASIN: GAZETTEER CODE: 4562
POLITICAL SUBDIVISION: MOREAU COUNTY: SARATOGA
LATITUDE: 43 17 00. LONGITUDE: 73 37 45. Z DIRECTION:
LOCATION: TERRY DR MOREAU AIR STUDY #183
DESCRIPTION: CART #100628
REPORTING LAB: TOX: LAB FOR ORGANIC ANALYTICAL CHEMISTRY
TEST PATTERN: PCBA: PCB'S IN AIR
SAMPLE TYPE: 900: AMBIENT AIR
TIME OF SAMPLING: 83/10/03 : TO 83/10/03 : DATE PRINTED: 84/01/17

PARAMETER	RESULT
T39802 PCB, AROCLOR 1221	< 0.02 MCG/CU.M.
T39002 PCB, AROCLOR 1016/1242	< 0.02 MCG/CU.M.
T38102 PCB, AROCLOR 1254	< 0.02 MCG/CU.M.
T41602 PCB, AROCLOR 1260	< 0.02 MCG/CU.M.

**** END OF REPORT ****

COPIES SENT TO: CO(1), RO(), LPHE(), FED(), INFO-P(), INFO-L(1)

MR. E. SAVOIE
AIR RES. DEV.
N.Y.S. DEPT. OF ENVIRONMENTAL CONSERVATION
50 WOLF RD., ROOM 140
ALBANY, N.Y. 12233

SUBMITTED BY: WEBSTER

NEW YORK STATE DEPARTMENT OF HEALTH
CENTER FOR LABORATORIES AND RESEARCH

PAGE 1

RESULTS OF EXAMINATION

FINAL REPORT

SAMPLE ID: 32773 SAMPLE RECEIVED: 83/08/11/15
PROGRAM: 600: AIR RESOURCES DEVELOPMENT
SOURCE ID: 4562 -05 DRAINAGE BASIN: GAZETTEER CODE: 4562
POLITICAL SUBDIVISION: MOREAU COUNTY: SARATOGA
LATITUDE: 43 17 00. LONGITUDE: 73 37 45. Z DIRECTION:
LOCATION: MOREAU, AIR STUDY #183
DESCRIPTION: CART #100452
REPORTING LAB: TOX: LAB FOR ORGANIC ANALYTICAL CHEMISTRY
TEST PATTERN: PCNA: PCB'S IN AIR
SAMPLE TYPE: 900: AMBIENT AIR
TIME OF SAMPLING: 83/08/05 : TO 83/08/05 : DATE PRINTED: 83/08/24

PARAMETER	RESULT
T39802 PCB, AROCLOK 1221	< 0.2 MCG/CU.M.
T38002 PCB, AROCLOK 1016/1242	< 0.2 MCG/CU.M.
T38102 PCB, AROCLOK 1254	< 0.2 MCG/CU.M.
T41602 PCB, AROCLOK 1269	< 0.2 MCG/CU.M.

**** END OF REPORT ****

COPIES SENT TO: CD(1), RD(), LPHE(), FED(), INFO-P(), INFO-L()

MR. E. SAVOIE
AIR RES. DEV.
N.Y.S. DEPT. OF ENVIRONMENTAL CONSERVATION
50 WOLF RD., ROOM 140
ALBANY, N.Y. 12233

SUBMITTED BY: WEBSTER

NEW YORK STATE DEPARTMENT OF HEALTH
CENTER FOR LABORATORIES AND RESEARCH

PAGE 1

RESULTS OF EXAMINATION

FINAL REPORT

SAMPLE ID: 33978 SAMPLE RECEIVED: 83/10/04/13
 PROGRAM: 600: AIR RESOURCES DEVELOPMENT
 SOURCE ID: 00456204 DRAINAGE BASIN: GAZETTEER CODE: 4562
 POLITICAL SUBDIVISION: MOREAU COUNTY: SARATOGA
 LATITUDE: 43 17 00. LONGITUDE: 73 37 45. Z DIRECTION:
 LOCATION: WILLIAM ST MOREAU AIR STUDY #183
 DESCRIPTION: CART #100742
 REPORTING LAB: TOX: LAB FOR ORGANIC ANALYTICAL CHEMISTRY
 TEST PATTERN: PCBA: PCB'S IN AIR
 SAMPLE TYPE: 900: AMBIENT AIR
 TIME OF SAMPLING: 83/09/27 : TO 83/09/28 : DATE PRINTED: 84/01/17

PARAMETER	RESULT
T39802 PCB, AROCLOR 1221	< 0.02 MCG/CU.M.
T38002 PCB, AROCLOR 1016/1242	< 0.02 MCG/CU.M.
T38102 PCB, AROCLOR 1254	< 0.02 MCG/CU.M.
T41602 PCB, AROCLOR 1260	< 0.02 MCG/CU.M.

**** END OF REPORT ****

COPIES SENT TO: CO(1), RO(), LPHE(), FED(), INFO-P(1), INFO-L(1)

MR. E. SAVOIE
 AIR RES. DEV.
 N.Y.S. DEPT. OF ENVIRONMENTAL CONSERVATION
 50 WOLF RD., ROOM 140
 ALBANY, N.Y. 12233

SUBMITTED BY: WEBSTER

NEW YORK STATE DEPARTMENT OF HEALTH
CENTER FOR LABORATORIES AND RESEARCH

PAGE 1

RESULTS OF EXAMINATION

FINAL REPORT

SAMPLE ID: 33977 SAMPLE RECEIVED: 83/10/04/13
 PROGRAM: 600: AIR RESOURCES DEVELOPMENT
 SOURCE ID: 00456205 DRAINAGE BASIN: GAZETTEER CODE: 4562
 POLITICAL SUBDIVISION: MOREAU COUNTY: SARATOGA
 LATITUDE: 43 17 00. LONGITUDE: 73 37 45. Z DIRECTION:
 LOCATION: TERRY DR MOREAU AIR STUDY #183
 DESCRIPTION: CART #100741
 REPORTING LAB: TOX: LAB FOR ORGANIC ANALYTICAL CHEMISTRY
 TEST PATTERN: PCBA: PCB'S IN AIR
 SAMPLE TYPE: 900: AMBIENT AIR
 TIME OF SAMPLING: 83/09/27 : TO 83/09/28 : DATE PRINTED: 84/01/19

PARAMETER	RESULT
T39802 PCB, AROCLOR 1221	< 0.02 MCG/CU.M.
T38002 PCB, AROCLOR 1016/1242	< 0.02 MCG/CU.M.
T38102 PCB, AROCLOR 1254	< 0.02 MCG/CU.M.
T41602 PCB, AROCLOR 1260	< 0.02 MCG/CU.M.

**** END OF REPORT ****

COPIES SENT TO: CO(1), RO(), LPHE(), FED(), INFO-P(1), INFO-L(1)

MR. E. SAVOIE
 AIR RES. DEV.
 N.Y.S. DEPT. OF ENVIRONMENTAL CONSERVATION
 50 WOLF RD., ROOM 140
 ALBANY, N.Y. 12233

SUBMITTED BY: WEBSTER

SAMPLE ID: 33802 SAMPLE RECEIVED: 83/09/27/11
 PROGRAM: 600: AIR RESOURCES DEVELOPMENT
 SOURCE ID: 00456204 DRAINAGE BASIN: GAZETTEER CODE: 4562
 POLITICAL SUBDIVISION: MOREAU COUNTY: SARATOGA
 LATITUDE: 43 17 00. LONGITUDE: 73 37 45. Z DIRECTION:
 LOCATION: WILLIAM ST MOREAU AIR STUDY #163
 DESCRIPTION: CART #100740
 REPORTING LAB: TOX: LAB FOR ORGANIC ANALYTICAL CHEMISTRY
 TEST PATTERN: PCBs: PCB'S IN AIR
 SAMPLE TYPE: 900: AMBIENT AIR
 TIME OF SAMPLING: 83/09/22 : TO 83/09/22 : DATE PRINTED: 83/10/11

PARAMETER	RESULT
139802 PCB, ARDCLOR 1221	< 0.02 MCG/CU.F.
138002 PCB, ARDCLOR 1016/1242	< 0.02 MCG/CU.F.
138102 PCB, ARDCLOR 1254	< 0.02 MCG/CU.F.
141602 PCB, ARDCLOR 1260	< 0.02 MCG/CU.F.

**** END OF REPORT ****

COPIES SENT TO: CO(1), RO(), LPHE(), FED(), INFO-P(1), INFO-L(1)

MR. E. SAVOIE
 AIR RES. DEV.
 N.Y.S. DEPT. OF ENVIRONMENTAL CONSERVATION
 50 WOLF RD., ROOM 140
 ALBANY, N.Y. 12233

SUBMITTED BY: WEBSTER

SAMPLE ID: 33801 SAMPLE RECEIVED: 83/09/27/11
 PROGRAM: 600: AIR RESOURCES DEVELOPMENT
 SOURCE ID: 00956205 DRAINAGE BASIN: GAZETTEER CODE: 4562
 POLITICAL SUBDIVISION: NOREAU COUNTY: SARATOGA
 LATITUDE: 43 17 00. LONGITUDE: 73 37 45. Z DIRECTION:
 LOCATION: TERRY DR NOREAU AIR STUDY #183
 DESCRIPTION: CART #100739
 REPORTING LAB: TOX: LAB FOR ORGANIC ANALYTICAL CHEMISTRY
 TEST PATTERN: PCBs: PCB'S IN AIR
 SAMPLE TYPE: 900: AMBIENT AIR
 TIME OF SAMPLING: 83/09/22 : TO 83/09/22 : DATE PRINTED: 83/10/11

PARAMETER	RESULT
T39802 PCB, ARDCLOP 1221	< 0.02 PCG/CU. M.
T38002 PCB, ARDCLOP 1016/1242	< 0.02 PCG/CU. M.
T38102 PCB, ARDCLOP 1254	< 0.02 PCG/CU. M.
T41602 PCB, ARDCLOP 1260	< 0.02 PCG/CU. M.

**** END OF REPORT ****

COPIES SENT TO: CO(1), ROC (), LPHEC (), FED (), INFO-P(1), INFO-D(1)

MR. E. SAVOIE
 AIR RES. DEV.
 N.Y.S. DEPT. OF ENVIRONMENTAL CONSERVATION
 50 WOLF RD., ROOM 140
 ALBANY, N.Y. 12233

SUBMITTED BY: WEBSTER

NEW YORK STATE DEPARTMENT OF HEALTH
 CENTER FOR LABORATORIES AND RESEARCH

PAGE 1

RESULTS OF EXAMINATION

FINAL REPORT

SAMPLE ID: 33800 SAMPLE RECEIVED: 83/09/27/11
 PROGRAM: 600: AIR RESOURCES DEVELOPMENT
 SOURCE ID: 00456205 DRAINAGE BASIN: GAZETTEER CODE: 4562
 POLITICAL SUBDIVISION: MOREAU COUNTY: SARATOGA
 LATITUDE: 43 17 00. LONGITUDE: 73 37 45. Z DIRECTION:
 LOCATION: TERRY DR MOREAU AIR STUDY #183
 DESCRIPTION: CART #100733
 REPORTING LAB: TLX: LAB FOR ORGANIC ANALYTICAL CHEMISTRY
 TEST PATTERN: PCBA: PCB'S IN AIR
 SAMPLE TYPE: 900: AMBIENT AIR
 TIME OF SAMPLING: 83/09/19 : TO 83/09/19 : DATE PRINTED: 83/10/11

PARAMETER	RESULT
T39802 PCB, ARDCLOR 1221	< 0.02 MCG/CU.M.
T38602 PCB, ARDCLOR 1016/1242	< 0.02 MCG/CU.M.
138102 PCB, ARDCLOR 1254	< 0.02 MCG/CU.M.
141602 PCB, ARDCLOR 1260	< 0.02 MCG/CU.M.

**** END OF REPORT ****

COPIES SENT TO: CD(1), RU(), LPHE(), FED(), INFO-P(1), INFO-L(1)

MR. E. SAVOIE
 AIR RES. DEV.
 N.Y.S. DEPT. OF ENVIRONMENTAL CONSERVATION
 50 WOLF RD., ROOM 140
 ALBANY, N.Y. 12233

SUBMITTED BY: WEBSTER

NEW YORK STATE DEPARTMENT OF HEALTH
 CENTER FOR LABORATORIES AND RESEARCH

PAGE 1

RESULTS OF EXAMINATION

FINAL REPORT

SAMPLE ID: 33798 SAMPLE RECEIVED: 83/09/27/11
 PROGRAM: 600: AIR RESOURCES DEVELOPMENT
 SOURCE ID: 00456204 DRAINAGE BASIN: GAZETTEER CODE: 4562
 POLITICAL SUBDIVISION: MOREAU COUNTY: SARATOGA
 LATITUDE: 43 17 00. LONGITUDE: 73 37 45. Z DIRECTION:
 LOCATION: WILLIAM ST MOREAU AIR STUDY #183
 DESCRIPTION: CART #100635
 REPORTING LAB: TOX: LAB FOR ORGANIC ANALYTICAL CHEMISTRY
 TEST PATTERN: PCB: PCB'S IN AIR
 SAMPLE TYPE: 900: AMBIENT AIR
 TIME OF SAMPLING: 83/09/15 : TO 83/09/15 : DATE PRINTED: 83/10/11

PARAMETER	RESULT
T39802 PCB, ARDCLOR 1221	< 0.02 MCG/CU.M.
T36002 PCB, ARDCLOR 1016/1242	< 0.02 MCG/CU.M.
T38102 PCB, ARDCLOR 1254	< 0.02 MCG/CU.M.
141602 PCB, ARDCLOR 1260	< 0.02 MCG/CU.M.

**** END OF REPORT ****

COPIES SENT TO: CO(1), RO(), LPHE(), FED(), INFO-P(1), INFO-L(1)

MR. E. SAVOIE
 AIR RES. DEV.
 N.Y.S. DEPT. OF ENVIRONMENTAL CONSERVATION
 50 WOLF RD., ROOM 140
 ALBANY, N.Y. 12233

SUBMITTED BY: WEBSTER

NEW YORK STATE DEPARTMENT OF HEALTH
 CENTER FOR LABORATORIES AND RESEARCH

PAGE 1

RESULTS OF EXAMINATION

FINAL REPORT

SAMPLE ID: 33799 SAMPLE RECEIVED: 83/09/27/11
 PROGRAM: 600: AIR RESOURCES DEVELOPMENT
 SOURCE ID: 00456205 DRAINAGE BASIN: GAZETTEER CODE: 4562
 POLITICAL SUBDIVISION: MOREAU COUNTY: SARATOGA
 LATITUDE: 43 17 00. LONGITUDE: 73 37 45. Z DIRECTION:
 LOCATION: TERRY DR MOREAU AIR STUDY #183
 DESCRIPTION: CART #100636
 REPORTING LAB: TOX: LAB FOR ORGANIC ANALYTICAL CHEMISTRY
 TEST PATTERN: PCBs: PCB'S IN AIR
 SAMPLE TYPE: 900: AMBIENT AIR
 TIME OF SAMPLING: 83/09/15 : TO 83/09/15 : DATE PRINTED: 83/10/11

PARAMETER	RESULT
T39802 PCB, ARDCLOR 1221	< 0.02 MCG/CU.M.
T35002 PCB, ARDCLOR 1016/1242	< 0.02 MCG/CU.M.
T33102 PCB, ARDCLOR 1254	< 0.02 MCG/CU.M.
T41602 PCB, ARDCLOR 1260	< 0.02 MCG/CU.M.

**** END OF REPORT ****

COPIES SENT TO: CO(1), RO(), LPHE(), FED(), INFO-P(1), INFO-L(1)

MR. E. SAVOIE
 AIR RES. DEV.

N.Y.S. DEPT. OF ENVIRONMENTAL CONSERVATION
 50 WOLF RD., ROOM 140
 ALBANY, N.Y. 12233

SUBMITTED BY: WEBSTER

NEW YORK STATE DEPARTMENT OF HEALTH
CENTER FOR LABORATORIES AND RESEARCH

SAMPLE ID: 33619 SAMPLE RECEIVED: 83/09/19/12
 PROGRAM: 600: AIR RESOURCES DEVELOPMENT
 SOURCE ID: 00456204 DRAINAGE BASIN: GAZETTEER CODE: 4562
 POLITICAL SUBDIVISION: MUREAU COUNTY: SARATOGA
 LATITUDE: 43 17 00. LONGITUDE: 73 37 45. Z DIRECTION:
 LOCATION: WILLIAM ST MUREAU AIR STUDY #183
 DESCRIPTION: CARTRIDGE #100631 BAILEY'S
 REPORTING LAB: TOX: LAB FOR ORGANIC ANALYTICAL CHEMISTRY
 TEST PATTERN: PCBs: PCB'S IN AIR
 SAMPLE TYPE: 900: AMBIENT AIR
 TIME OF SAMPLING: 83/09/13 00: TO 83/09/14 00: DATE PRINTED: 83/10/11

PARAMETER	RESULT
T39802 PCB, ARDCLOR 1221	< 0.02 MCG/CU.M.
T39802 PCB, ARDCLOR 1016/1242	< 0.02 MCG/CU.M.
138102 PCB, ARDCLOR 1254	< 0.02 MCG/CU.M.
141602 PCB, ARDCLOR 1260	< 0.02 MCG/CU.M.

**** END OF REPORT ****

COPIES SENT TO: CO(1), RO(0), LPHE(0), FED(0), INFO-P(1), INFO-L(1)

MR. E. SAVOIE
 AIR RES. DEV.
 N.Y.S. DEPT. OF ENVIRONMENTAL CONSERVATION
 50 WOLF RD., ROOM 140
 ALBANY, N.Y. 12233

SUBMITTED BY: W WEBSTER

NEW YORK STATE DEPARTMENT OF HEALTH
CENTER FOR LABORATORIES AND RESEARCH

PAGE 1

RESULTS OF EXAMINATION

FINAL REPORT

SAMPLE ID: 33620 SAMPLE RECEIVED: 83/09/19/12
 PROGRAM: 600: AIR RESOURCES DEVELOPMENT
 SOURCE ID: 00456205 DRAINAGE BASIN: GAZETTEER CODE: 4562
 POLITICAL SUBDIVISION: MOREAU COUNTY: SARATOGA
 LATITUDE: 43 17 00. LONGITUDE: 73 37 45. Z DIRECTION:
 LOCATION: TERRY DR MOREAU AIR STUDY #183
 DESCRIPTION: CARTRIDGE #100633 HAVEN'S
 REPORTING LAB: TOX: LAB FOR ORGANIC ANALYTICAL CHEMISTRY
 TEST PATTERN: PCBs: PCB'S IN AIR
 SAMPLE TYPE: 900: AMBIENT AIR
 TIME OF SAMPLING: 83/09/13 00: TO 83/09/14 00: DATE PRINTED: 83/10/11

PARAMETER	RESULT
T39802 PCB, AROCLOR 1221	< 0.02 MCG/CU.M.
T35002 PCB, AROCLOR 1016/1242	< 0.02 MCG/CU.M.
T36102 PCB, AROCLOR 1254	< 0.02 MCG/CU.M.
T41602 PCB, AROCLOR 1260	< 0.02 MCG/CU.M.

**** END OF REPORT ****

COPIES SENT TO: CO(1), RO(0), LPHE(0), FED(0), INFO-P(1), INFO-L(1)

MR. E. SAVOIE
 AIR RES. DEV.
 N.Y.S. DEPT. OF ENVIRONMENTAL CONSERVATION
 50 WOLF RD., ROOM 140
 ALBANY, N.Y. 12233

SUBMITTED BY: W WEBSTER

12
11
10
9
8
7
6
5
4

NEW YORK STATE DEPARTMENT OF HEALTH
 CENTER FOR LABORATORIES AND RESEARCH

PAGE 1

RESULTS OF EXAMINATION

FINAL REPORT

SAMPLE ID: 33557 SAMPLE RECEIVED: 83/09/15/08
 PROGRAM: 600: AIR RESOURCES DEVELOPMENT
 SOURCE ID: 00450295 DRAINAGE BASIN: GAZETTEER CODE: 4562
 POLITICAL SUBDIVISION: FUREAD COUNTY: SARATOGA
 LATITUDE: 43 17 00. LONGITUDE: 73 37 45. Z DIRECTION:
 LOCATION: JERRY DR FUREAD AIR STUDY #183
 DESCRIPTION: CARTRIDGE #29930
 REPORTING LAB: TOX: LAB FOR ORGANIC ANALYTICAL CHEMISTRY
 TEST PATTERN: PCBs: PCB'S IN AIR
 SAMPLE TYPE: 900: AMBIENT AIR
 TIME OF SAMPLING: 83/09/09 00:00 TO 83/09/10 00:00 DATE PRINTED: 83/10/11

PARAMETER	RESULT
139802 PCBs, ARSCLOR 1221	< 0.02 PCG/CU.M.
138002 PCBs, ARSCLOR 1216/1242	< 0.02 PCG/CU.M.
138102 PCBs, ARSCLOR 1254	< 0.02 PCG/CU.M.
141602 PCBs, ARSCLOR 1260	< 0.02 PCG/CU.M.

**** END OF REPORT ****

COPIES SENT TO: CD(1), RO(0), LPRE(0), FED(0), INFO-P(1), INFO-L(1)

MR. E. SAVOIE
 AIR RES. DEV.
 N.Y.S. DEPT. OF ENVIRONMENTAL CONSERVATION
 50 WOLF RD., ROOM 140
 ALBANY, N.Y. 12233

SUBMITTED BY: W WEBSTER

NEW YORK STATE DEPARTMENT OF HEALTH
CENTER FOR LABORATORIES AND RESEARCH

PAGE 1 RESULTS OF EXAMINATION FINAL REPORT

SAMPLE ID: 33556 SAMPLE RECEIVED: 83/09/15/08
PROGRAM: 600: AIR RESOURCES DEVELOPMENT
SOURCE ID: 00455204 DRAINAGE BASIN: GAZETTEER CODE: 4562
POLITICAL SUBDIVISION: MOREAU COUNTY: SARATOGA
LATITUDE: 43 17 00. LONGITUDE: 73 37 45. Z DIRECTION:
LOCATION: WILLIAM ST MOREAU AIR STUDY #183
DESCRIPTION: CARTRIDGE #100459
REPORTING LAB: TOX: LAB FOR ORGANIC ANALYTICAL CHEMISTRY
TEST PATTERN: PCB4: PCB'S IN AIR
SAMPLE TYPE: 900: AMBIENT AIR
TIME OF SAMPLING: 83/09/09 00:00 TO 83/09/10 00:00 DATE PRINTED: 83/10/11

PARAMETER	RESULT
T39802 PCB, ARDCLOR 1221	< 0.02 MCG/CU.M.
T36002 PCB, ARDCLOR 1016/1242	< 0.02 MCG/CU.M.
T38102 PCB, ARDCLOR 1254	< 0.02 MCG/CU.M.
T41602 PCB, ARDCLOR 1260	< 0.02 MCG/CU.M.

**** END OF REPORT ****

COPIES SENT TO: CO(1), RO(0), LPHE(0), FED(0), INFO-P(1), INFO-L(1)

MR. E. SAVOIE
AIR RES. DEV.
N.Y.S. DEPT. OF ENVIRONMENTAL CONSERVATION
50 WOLF RD., ROOM 140
ALBANY, N.Y. 12233
SUBMITTED BY: M WEBSTER

NEW YORK STATE DEPARTMENT OF HEALTH
 CENTER FOR LABORATORIES AND RESEARCH

PAGE 1

RESULTS OF EXAMINATION

FINAL REPORT

SAMPLE ID: 33511 SAMPLE RECEIVED: 83/09/13/16
 PROGRAM: 600: AIR RESOURCES DEVELOPMENT
 SOURCE ID: 00456204 DRAINAGE BASIN: GAZETTEER CODE: 4562
 POLITICAL SUBDIVISION: MUREAU COUNTY: SARATOGA
 LATITUDE: 43 17 00. LONGITUDE: 73 37 45. Z DIRECTION:
 LOCATION: WILLIAM ST MUREAU AIR STUDY #183
 DESCRIPTION: CARTRIDGE #100449 BAILEY'S
 REPORTING LAB: TOX: LAB FOR ORGANIC ANALYTICAL CHEMISTRY
 TEST PATTERN: PCBs: PCB'S IN AIR
 SAMPLE TYPE: 900: AMBIENT AIR
 TIME OF SAMPLING: 83/09/06 00:00 TO 83/09/07 00:00 DATE PRINTED: 83/10/11

PARAMETER	RESULT
T39802 PCB, ARDCOLOR 1221	< 0.02 MCG/CU.M.
T39902 PCB, ARDCOLOR 1016/1242	< 0.02 MCG/CU.M.
T38102 PCB, ARDCOLOR 1254	< 0.02 MCG/CU.M.
T41602 PCB, ARDCOLOR 1260	< 0.02 MCG/CU.M.

**** END OF REPORT ****

COPIES SENT TO: CO(1), RO(0), LPRE(0), FED(0), INFO-P(1), INFO-L(1)

MR. E. SAVOIE
 AIR RES. DEV.
 N.Y.S. DEPT. OF ENVIRONMENTAL CONSERVATION
 50 WOLFORD, ROOM 140
 ALBANY, N.Y. 12233

SUBMITTED BY: W WEBSTER

NEW YORK STATE DEPARTMENT OF HEALTH
CENTER FOR LABORATORIES AND RESEARCH

PAGE 1 RESULTS OF EXAMINATION FINAL REPORT

APPLIC ID: 33510 SAMPLE RECEIVED: 83/09/13/16
PROGRAM: 600: AIR RESOURCES DEVELOPMENT
SOURCE ID: 00456295 DRAINAGE BASIN: GAZETTEER CODE: 4562
POLITICAL SUBDIVISION: MOREAU COUNTY: SARATOGA
ALTITUDE: 43 17 00. LONGITUDE: 73 37 45. Z DIRECTION:
LOCATION: TERRY DR MOREAU AIR STUDY #183
DESCRIPTION: AIR STUDY #183 CARTRIDGE #99929 HAVEN'S
REPORTING LAB: TOX: LAB FOR ORGANIC ANALYTICAL CHEMISTRY
TEST PATTERN: PCBs: PCB'S IN AIR
SAMPLE TYPE: 900: AMBIENT AIR
TIME OF SAMPLING: 83/09/06 00:00 TO 83/09/07 00:00 DATE PRINTED: 83/10/11

PARAMETER	RESULT
139802 PCB, ARBCLOR 1221	< 0.02 MCG/CU.M.
138902 PCB, ARBCLOR 1016/1242	< 0.02 MCG/CU.M.
138102 PCB, ARBCLOR 1254	< 0.02 MCG/CU.M.
141502 PCB, ARBCLOR 1259	< 0.02 MCG/CU.M.

**** END OF REPORT ****

COPIES SENT TO: CO(1), RO(0), LPHE(0), FED(0), INFO-P(1), INFO-L(1)

MR. E. SAVOIE
AIR RES. DEV.
N.Y.S. DEPT. OF ENVIRONMENTAL CONSERVATION
50 WOLF RD., ROOM 140
ALBANY, N.Y. 12233

SUBMITTED BY: W WEBSTER

NEW YORK STATE DEPARTMENT OF HEALTH
CENTER FOR LABORATORIES AND RESEARCH

PAGE 1

RESULTS OF EXAMINATION

FINAL REPORT

SAMPLE ID: 33387 SAMPLE RECEIVED: 83/09/07/10
PROGRAM: 600: AIR RESOURCES DEVELOPMENT
SOURCE ID: 00456204 DRAINAGE BASIN: GAZETTEER CODE: 4562
POLITICAL SUBDIVISION: MOREAU COUNTY: SARATOGA
LATITUDE: 43 17 00. LONGITUDE: 73 37 45. Z DIRECTION:
LOCATION: WILLIAM ST MOREAU AIR STUDY #183
DESCRIPTION: CART #100463
REPORTING LAB: TOX: LAB FOR ORGANIC ANALYTICAL CHEMISTRY
TEST PATTERN: PCB: PCB'S IN AIR
SAMPLE TYPE: 900: AMBIENT AIR
TIME OF SAMPLING: 83/08/31 : TO 83/08/31 : DATE PRINTED: 83/10/11

PARAMETER	RESULT
T39802 PCB, AROCLOR 1221	< 0.2 MCG/CU.M.
T38002 PCB, AROCLOR 1016/1242	< 0.2 MCG/CU.M.
T38102 PCB, AROCLOR 1254	< 0.2 MCG/CU.M.
T41602 PCB, AROCLOR 1260	< 0.2 MCG/CU.M.

**** END OF REPORT ****

COPIES SENT TO: CO(1), RO(), LPHE(), FED(), INFO-P(1), INFO-L(1)

MR. F. SAVOIE
AIR RES. DEV.
N.Y.S. DEPT. OF ENVIRONMENTAL CONSERVATION
50 WOLF RD., ROOM 140
ALBANY, N.Y. 12233

SUBMITTED BY: WEBSTER

N. Y. STATE DEPARTMENT OF HEALTH
CENTER FOR LABORATORIES AND RESEARCH

PAGE 1

RESULTS OF EXAMINATION

FINAL REPORT

SAMPLE ID: 33386 SAMPLE RECEIVED: 83/09/07/10
 PROGRAM: 600: AIR RESOURCES DEVELOPMENT
 SOURCE ID: 00456205 DRAINAGE BASIN: GAZETTEER CODE: 4562
 POLITICAL SUBDIVISION: MOHEAU COUNTY: SARATOGA
 LATITUDE: 43 17 00. LONGITUDE: 73 37 45. Z DIRECTION:
 LOCATION: TERRY DR MOREAU AIR STUDY #183
 DESCRIPTION: CART #100462
 REPORTING LAB: TOX: LAB FOR ORGANIC ANALYTICAL CHEMISTRY
 TEST PATTERN: PCBA: PCB'S IN AIR
 SAMPLE TYPE: 900: AMBIENT AIR
 TIME OF SAMPLING: 83/08/31 : TO 83/08/31 : DATE PRINTED: 83/10/11

PARAMETER	RESULT
T39802 PCB, ARDCLOR 1221	< 0.2 MCG/CU. M.
T38002 PCB, ARDCLOR 1016/1242	< 0.2 MCG/CU. M.
T38102 PCB, ARDCLOR 1254	< 0.2 MCG/CU. M.
T41602 PCB, ARDCLOR 1260	< 0.2 MCG/CU. M.

**** END OF REPORT ****

COPIES SENT TO: CO(1), RO(), LPHE(), FED(), INFO-P(1), INFO-L(1)

MR. E. SAVOIE
 AIR RES. DEV.
 N.Y.S. DEPT. OF ENVIRONMENTAL CONSERVATION
 50 WOLF RD., ROOM 140
 ALBANY, N.Y. 12233

SUBMITTED BY: WEBSTER

12
11
10
9
8
7
6
5
4

NEW YORK STATE DEPARTMENT OF HEALTH
CENTER FOR LABORATORIES AND RESEARCH

PAGE 1

RESULTS OF EXAMINATION

FINAL REPORT

SAMPLE ID: 33335 SAMPLE RECEIVED: 83/09/01/16
PROGRAM: 800: AIR RESOURCES DEVELOPMENT
SOURCE ID: 00450204 DRAINAGE BASIN: GAZETTEER CODE: 4562
POLITICAL SUBDIVISION: MOREAU COUNTY: SARATOGA
LATITUDE: 43 17 00. LONGITUDE: 73 37 45. W DIRECTION:
LOCATION: NIDELAN ST MOREAU AIR STUDY #165
DESCRIPTION: CAR #98872, BAINET'S
REPORTING LAB: TOX: LAB FOR ORGANIC ANALYTICAL CHEMISTRY
TEST PATTERN: PCBs: PCB'S IN AIR
SAMPLE TYPE: 900: AMBIENT AIR
DATE OF SAMPLING: 83/08/28 : TO 83/08/28 : DATE PRINTED: 83/10/11

PARAMETER	RESULT
139802 PCB, ARDCLOR 1221	< 0.2 PCG/CU.M.
138802 PCB, ARDCLOR 1016/1242	< 0.2 PCG/CU.M.
138102 PCB, ARDCLOR 1254	< 0.2 PCG/CU.M.
141802 PCB, ARDCLOR 1260	< 0.2 PCG/CU.M.

**** END OF REPORT ****

COPIES SENT TO: CG(1), ROC (), LPHE(), FED(), INFO-P(1), INFO-L(1)

MR. E. SAVOIE
AIR RES. DEV.
N.Y.S. DEPT. OF ENVIRONMENTAL CONSERVATION
50 WOLF RD., ROOM 140
ALBANY, N.Y. 12233

SUBMITTED BY: WEBSTER

12
11
10
9
8
7
6
5
4

SAMPLE ID: 33336 SAMPLE RECEIVED: 83/09/01/16
 PROGRAM: 000: AIR RESOURCES DEVELOPMENT
 SOURCE ID: 00458205 DRAINAGE BASIN: GAZETTEER CODE: 4562
 POLITICAL SUBDIVISION: MOREAU COUNTY: SARATOGA
 LATITUDE: 43 17 00. LONGITUDE: 73 37 45. Z DIRECTION:
 LOCATION: TERRY DR MOREAU AIR STUDY #183
 DESCRIPTION: CANAL #98879, HAVEN'S
 REPORTING LAB: TOX: LAB FOR ORGANIC ANALYTICAL CHEMISTRY
 TEST PATTERN: PCBs: PCB'S IN AIR
 SAMPLE TYPE: 900: AMBIENT AIR
 TIME OF SAMPLING: 83/08/28 : TO 83/08/28 : DATE PRINTED: 83/10/11

PARAMETER	RESULT
T39802 PCB, AROCLOR 1221	< 0.2 MCG/CU.M.
T36002 PCB, AROCLOR 1016/1242	< 0.2 MCG/CU.M.
T38102 PCB, AROCLOR 1254	< 0.2 MCG/CU.M.
T41602 PCB, AROCLOR 1260	< 0.2 MCG/CU.M.

**** END OF REPORT ****

COPIES SENT TO: CO(1), RO(), LPHE(), FED(), INFO-P(1), INFO-L(1)

MR. E. SAVOIE
 AIR RES. DEV.
 N.Y.S. DEPT. OF ENVIRONMENTAL CONSERVATION
 50 WOLF RD., ROOM 140
 ALBANY, N.Y. 12233

SUBMITTED BY: WEBSTER

12
11
10
9
8
7
6
5
4

NEW YORK STATE DEPARTMENT OF HEALTH
CENTER FOR LABORATORIES AND RESEARCH

PAGE 1

RESULTS OF EXAMINATION

FINAL REPORT

SAMPLE ID: 33159 SAMPLE RECEIVED: 83/08/26/12
 PROGRAM: 600: AIR RESOURCES DEVELOPMENT
 SOURCE ID: 00450204 DRAINAGE BASIN: GAZETTEER CODE: 4562
 POLITICAL SUBDIVISION: MOREAU COUNTY: SARATOGA
 LATITUDE: 43 17 00. *William St* LONGITUDE: 73 37 45. Z DIRECTION:
 LOCATION: ~~William St~~ MOREAU AIR STUDY #183
 DESCRIPTION: CART #100453
 REPORTING LAB: TOX: LAB FOR ORGANIC ANALYTICAL CHEMISTRY
 TEST PATTERN: PCBs: PCB'S IN AIR
 SAMPLE TYPE: 900: AMBIENT AIR
 TIME OF SAMPLING: 83/08/22 : TO 83/08/22 : DATE PRINTED: 83/10/11

PARAMETER	RESULT
T39802 PCB, AROCLOR 1221	< 0.2 MCG/CU.M.
T38002 PCB, AROCLOR 1016/1242	< 0.2 MCG/CU.M.
T38102 PCB, AROCLOR 1254	< 0.2 MCG/CU.M.
T41602 PCB, AROCLOR 1260	< 0.2 MCG/CU.M.

**** END OF REPORT ****

COPIES SENT TO: CO(1), ROC (), LPREC (), FDD (), INFO-P (), INFO-L(1)

MR. E. SAVOIE
 AIR RES. DEV.
 N.Y.S. DEPT. OF ENVIRONMENTAL CONSERVATION
 50 WOLF RD., ROOM 140
 ALBANY, N.Y. 12233

SUBMITTED BY: WEBSTER

12
11
10
9
8
7
6
5
4

SAMPLE ID: 33158 SAMPLE RECEIVED: 83/08/26/12
 PROGRAM: 600: AIR RESOURCES DEVELOPMENT
 SOURCE ID: 00456205 DRAINAGE BASIN: GAZETTEER CODE: 4562
 POLITICAL SUBDIVISION: MOREAU COUNTY: SARATOGA
 LATITUDE: 43 17 00. LONGITUDE: 73 37 45. Z DIRECTION:
 LOCATION: TERRY DR MOREAU AIR STUDY #183
 DESCRIPTION: CART #100451
 REPORTING LAB: TOX: LAB FOR ORGANIC ANALYTICAL CHEMISTRY
 TEST PATTERN: PCHA: PCB'S IN AIR
 SAMPLE TYPE: 900: AMBIENT AIR
 TIME OF SAMPLING: 83/08/22 : TO 83/08/22 : DATE PRINTED: 83/10/11

PARAMETER	RESULT
13902 PCB, ARDCLOR 1221	< 0.2 MCG/CU.M.
13802 PCB, ARDCLOR 1016/1242	< 0.2 MCG/CU.M.
T38102 PCB, ARDCLOR 1254	< 0.2 MCG/CU.M.
T41602 PCB, ARDCLOR 1260	< 0.2 MCG/CU.M.

**** END OF REPORT ****

COPIES SENT TO: CO(1), RO(), LPHE(), FED(), INFO-P(), INFO-L(1)

MR. E. SAVOIE
 AIR RES. DEV.
 N.Y.S. DEPT. OF ENVIRONMENTAL CONSERVATION
 50 WOLF RD., ROOM 140
 ALBANY, N.Y. 12233

SUBMITTED BY: WEBSTER

PAGE 1

RESULTS OF EXAMINATION

FINAL REPORT

SAMPLE ID: 32939 SAMPLE RECEIVED: 83/06/18/11
 PROGRAM: 600: AIR RESOURCES DEVELOPMENT
 SOURCE ID: 00456204 DRAINAGE BASIN: GAZETTEER CODE: 4562
 POLITICAL SUBDIVISION: MOREAU COUNTY: SARATOGA
 LATITUDE: 43 17 00. LONGITUDE: 73 37 45. Z DIRECTION:
 LOCATION: WILLIAM ST MOREAU AIR STUDY #183
 DESCRIPTION: CART #98875
 REPORTING LAB: TOX: LAB FOR ORGANIC ANALYTICAL CHEMISTRY
 TEST PATTERN: PCBs: PCB'S IN AIR
 SAMPLE TYPE: 900: AMBIENT AIR
 TIME OF SAMPLING: 83/08/16 : TO 83/08/16 : DATE PRINTED: 83/10/11

PARAMETER	RESULT
139802 PCB, ARDCLOR 1221	< 0.2 MCG/CU.M.
136002 PCB, ARDCLOR 1016/1242	< 0.2 MCG/CU.M.
135102 PCB, ARDCLOR 1254	< 0.2 MCG/CU.M.
131602 PCB, ARDCLOR 1260	< 0.2 MCG/CU.M.

**** END OF REPORT ****

COPIES SENT TO: CO(1), RO(), LPHEC(), FED(), INFO-P(1), INFO-L(1)

MR. E. SAVOIE

AIR RES. DEV.

N.Y.S. DEPT. OF ENVIRONMENTAL CONSERVATION

50 WOLF RD., ROOM 140

ALBANY, N.Y. 12233

SUBMITTED BY: WEBSTER

NEW YORK STATE DEPARTMENT OF HEALTH
 CENTER FOR LABORATORIES AND RESEARCH

PAGE 1

RESULTS OF EXAMINATION

FINAL REPORT

SAMPLE ID: 32937 SAMPLE RECEIVED: 83/08/18/11
 PROGRAM: 600: AIR RESOURCES DEVELOPMENT
 SOURCE ID: 00455205 DRAINAGE BASIN: GAZETTEER CODE: 4562
 POLITICAL SUBDIVISION: FUREAU COUNTY: SARATOGA
 ALTITUDE: 43 17 00. LONGITUDE: 73 37 45. Z DIRECTION:
 LOCATION: TERRY DR FUREAU AIR STUDY #183
 DESCRIPTION: CART #98873
 REPORTING LAB: TOX: LAB FOR ORGANIC ANALYTICAL CHEMISTRY
 TEST PATIENT: PCRA: PCB'S IN AIR
 SAMPLE TYPE: 900: AMBIENT AIR
 TIME OF SAMPLING: 83/08/16 : TO 83/08/16 : DATE PRINTED: 83/10/11

PARAMETER	RESULT
139802 PCB, ARSCLOR 1221	< 0.2 MCG/CU. M.
136002 PCB, ARSCLOR 1016/1242	< 0.2 MCG/CU. M.
135102 PCB, ARSCLOR 1254	< 0.2 MCG/CU. M.
131602 PCB, ARSCLOR 1260	< 0.2 MCG/CU. M.

*** END OF REPORT ***

COPIES SENT TO: CO(1), RO(), LPRE(), FED(), INFO-P(1), INFO-L(1)

MR. E. SAVOIE
 AIR RES. DEV.
 N.Y.S. DEPT. OF ENVIRONMENTAL CONSERVATION
 50 WOLF RD., ROOM 140
 ALBANY, N.Y. 12233

SUBMITTED BY: WEBSTER

NEW YORK STATE DEPARTMENT OF HEALTH
CENTER FOR LABORATORIES AND RESEARCH

PAGE 1

RESULTS OF EXAMINATION

FINAL REPORT

SAMPLE ID: 32938 SAMPLE RECEIVED: 83/08/16/11
 PROGRAM: 600: AIR RESOURCES DEVELOPMENT
 SOURCE ID: 00456204 DRAINAGE BASIN: GAZETTEER CODE: 4562
 POLITICAL SUBDIVISION: MOREAU COUNTY: SARATOGA
 LATITUDE: 43 17 00. LONGITUDE: 73 37 45. Z DIRECTION:
 LOCATION: WILLIAM ST MOREAU AIR STUDY #163
 DESCRIPTION: CART #90874 BAILYS
 REPORTING LAB: TOX: LAB FOR ORGANIC ANALYTICAL CHEMISTRY
 TEST PATTERN: PCB4: PCB'S IN AIR
 SAMPLE TYPE: 900: AMBIENT AIR
 TIME OF SAMPLING: 83/08/10 : TO 83/08/10 : DATE PRINTED: 83/10/11

PARAMETER	RESULT
139802 PCB, ARUCLOR 1221	< 0.2 PCG/CU.M.
136002 PCB, ARUCLOR 1016/1242	< 0.2 PCG/CU.M.
138102 PCB, ARUCLOR 1254	< 0.2 PCG/CU.M.
141602 PCB, ARUCLOR 1260	< 0.2 PCG/CU.M.

**** END OF REPORT ****

COPIES SENT TO: CO(1), RO(), LPHE(), FED(), INFO-P(1), INFO-L(1)

MR. E. SAVOIE
 AIR RES. DEV.
 N.Y.S. DEPT. OF ENVIRONMENTAL CONSERVATION
 50 WOLF RD., ROOM 140
 ALBANY, N.Y. 12233

SUBMITTED BY: WEBSTER

NEW YORK STATE DEPARTMENT OF HEALTH
 CENTER FOR LABORATORIES AND RESEARCH

PAGE 1 RESULTS OF EXAMINATION FINAL REPORT

SAMPLE ID: 32934 SAMPLE RECEIVED: 83/08/18/11
 PROGRAM: 600: AIR RESOURCES DEVELOPMENT
 SOURCE ID: 00456205 DRAINAGE BASIN: GAZETTEER CODE: 4562
 POLITICAL SUBDIVISION: MOREAU COUNTY: SARATOGA
 ALTITUDE: 43 17 00. LONGITUDE: 73 37 45. Z DIRECTION:
 LOCATION: TERRI DR MOREAU AIR STUDY #183
 DESCRIPTION: CART #98813 HAVENS
 REPORTING LAB: TOX: LAB FOR ORGANIC ANALYTICAL CHEMISTRY
 TEST PATTERN: PCBs: PCB'S IN AIR
 SAMPLE TYPE: 900: AMBIENT AIR
 TIME OF SAMPLING: 83/08/10 : TO 83/08/10 : DATE PRINTED: 83/10/11

PARAMETER	RESULT
139302 PCB, ARBCLOR 1221	< 0.2 PCG/CU.M.
136002 PCB, ARBCLOR 1016/1242	< 0.2 PCG/CU.M.
136102 PCB, ARBCLOR 1254	< 0.2 PCG/CU.M.
141602 PCB, ARBCLOR 1260	< 0.2 PCG/CU.M.

*** END OF REPORT ***

COPIES SENT TO: CO(1), RUC(), LPNEC(), FED(), INFO-P(1), INFO-L(1)

MR. E. SAVOIE
 AIR RES. DEV.
 N.Y.S. DEPT. OF ENVIRONMENTAL CONSERVATION
 50 WOLF RD., ROOM 140
 ALBANY, N.Y. 12233

SUBMITTED BY: *EBSJFR

NEW YORK STATE DEPARTMENT OF HEALTH
 CENTER FOR LABORATORIES AND RESEARCH

PAGE 1

RESULTS OF EXAMINATION

FINAL REPORT

SAMPLE ID: 32772 SAMPLE RECEIVED: 83/08/11/15
 PROGRAM: 600: AIR RESOURCES DEVELOPMENT
 SOURCE ID: 4562 -04 DRAINAGE BASIN: GAZETTEER CODE: 4562
 POLITICAL SUBDIVISION: MORRIS COUNTY: SARATOGA
 LATITUDE: 43 17 00. LONGITUDE: 73 37 45. Z. DIRECTION:
 LOCATION: MORRIS, AIR STUDY 4183
 DESCRIPTION: CART 498876
 REPORTING LAB: TOX: LAB FOR ORGANIC ANALYTICAL CHEMISTRY
 TEST PATTERN: PCBs: PCB'S IN AIR
 SAMPLE TYPE: 900: AMBIENT AIR
 TIME OF SAMPLING: 83/08/05 : TO 83/08/05 : DATE PRINTED: 83/08/24

PARAMETER	RESULT
T39302 PCB, ARACHLOR 1221	< 0.2 MCG/CU. M.
T38902 PCB, ARACHLOR 1016/1242	< 0.2 MCG/CU. M.
T38102 PCB, ARACHLOR 1254	< 0.2 MCG/CU. M.
T41602 PCB, ARACHLOR 1260	< 0.2 MCG/CU. M.

**** END OF REPORT ****

COPIES SENT TO: CO(1), RO(), LPHE(), FED(), INFO-P(), INFO-L()

MR. E. SAVOIE
 AIR RES. DEV.
 N.Y.S. DEPT. OF ENVIRONMENTAL CONSERVATION
 50 WOLF RD., ROOM 140
 ALBANY, N.Y. 12233

SUBMITTED BY: WEBSTER

NEW YORK STATE DEPARTMENT OF HEALTH
CENTER FOR LABORATORIES AND RESEARCH

PAGE 1

RESULTS OF EXAMINATION

FINAL REPORT

SAMPLE ID: 32773 SAMPLE RECEIVED: 83/08/11/15
 PROGRAM: 600: AIR RESOURCES DEVELOPMENT
 SOURCE ID: 4562 -05 DRAINAGE BASIN: GAZETTEER CODE: 4562
 POLITICAL SUBDIVISION: MOREAU COUNTY: SARATOGA
 LATITUDE: 43 17 00. LONGITUDE: 73 37 45. Z DIRECTION:
 LOCATION: MOREAU, AIR STUDY #183
 DESCRIPTION: CART #100452
 REPORTING LAB: TOX: LAB FOR ORGANIC ANALYTICAL CHEMISTRY
 TEST PATTERN: PCBs: PCB'S IN AIR
 SAMPLE TYPE: 900: AMBIENT AIR
 TIME OF SAMPLING: 83/08/05 : TO 83/08/05 : DATE PRINTED: 83/08/24

PARAMETER	RESULT
T39802 PCB, AR0CLOK 1221	< 0.2 MCG/CU.M.
T38002 PCB, AR0CLOK 1016/1242	< 0.2 MCG/CU.M.
T38102 PCB, AR0CLOK 1254	< 0.2 MCG/CU.M.
T41602 PCB, AR0CLOK 1269	< 0.2 MCG/CU.M.

**** END OF REPORT ****

COPIES SENT TO: CD(1), RD(), LPHE(), FED(), INFO-P(), INFO-L()

MR. E. SAVDIE
 AIR RES. DEV.
 N.Y.S. DEPT. OF ENVIRONMENTAL CONSERVATION
 50 WOLF RD., ROOM 140
 ALBANY, N.Y. 12233

SUBMITTED BY: WEBSTER