Steven P. Stucker, C.P.G.
Lead Environmental Engineer

May 21, 2025

Ms. Maria Jon
Project Manager
United States Environmental Protection Agency
290 Broadway 20th Floor
New York, NY 10007-1866

Re: National Grid Excelsior Avenue Site, Saratoga Springs, NY
2024 Periodic Review Report

Dear Ms. Jon:

Enclosed for your review is the 2024 Periodic Review Report for the National Grid Excelsior Avenue Site, Saratoga Springs, New York. This report includes the following information:

- Site inspections for January through December 2024.
- Monthly water level gauging data for January through December 2024.
- Profiles for the groundwater well pairs on the inside and outside of the Former MGP Site containment wall and former Spa Steel Site containment cell.
- 2024 quarterly groundwater sampling event results for the Former MGP Site, Former Skating Rink Area, and Former Spa Steel Site.
- Operation and maintenance data for operations of the water treatment system for January through December 2024.
- OM&M Conclusions and Recommendations.

The OM&M work completed in 2024 was done prior to the approval of the Site Management Plan, and was based on the previous requirements.

As per the approved Site Management Plan, a quarterly summary report will be submitted to the EPA in April 2025, July 2025, October 2025, and January 2026, and the 2025 Periodic Review Report will be submitted by March 2026.

If you have any questions regarding OM&M issues, then please feel free to contact me at 315.428.5652.

Very truly yours,

for SPS

Steven P. Stucker, C.P.G.
Lead Environmental Engineer - National Grid

Cc: S. Deyette – NYSDEC
D. Tucholski – NYSDOH
Z. Madding – City of Saratoga Springs
Garry Cummins, National Grid
D. Shay – Groundwater and Environmental Services, Inc.

300 Erie Boulevard West, C-1, Syracuse, NY 13202
T: 315-428-5652 ■ F: 315-428-3549 ■ steven.stucker@nationalgrid.com ■ www.nationalgrid.com

National Grid

2024 Periodic Review Report

Saratoga Excelsior Former MGP Site
43 Excelsior Avenue
Saratoga Springs, NY 12866

May 2025

Version 1

2024 Periodic Review Report

Saratoga Excelsior Former MGP Site
43 Excelsior Avenue
Saratoga Springs, NY 12866

Prepared for:
National Grid
300 Erie Boulevard West, C-1
Syracuse, NY 13202

Prepared by:
Groundwater & Environmental Services, Inc.
6780 Northern Blvd., Suite 100
East Syracuse, NY 13057
TEL: 800-220-3069
www.gesonline.com

GES Project:
0603500.128660.221

Date:
May 21, 2025

Devin T. Shay, PG
Program Manager / Principal Hydrogeologist

Table of Contents

1 Introduction 1
1.1 Purpose 1
1.2 Site Description 2
1.3 Site History 2
2 Groundwater Monitoring Activities and Monthly Site Inspections 9
2.1 Institutional Control/Engineering Controls (IC/EC) Plan Requirements 9
2.2 Monthly Site Inspections 9
2.3 Groundwater Well Gauging 9
2.3.1 Hydraulic Control 10
2.4 Groundwater Well Sampling and Analysis 11
2.5 Groundwater Concentration Trends 12
3 Dense Non-Aqueous Phase Liquid Monitoring and Recovery 13
3.1 Dense Non-Aqueous Phase Liquid Well Monitoring and Recovery 13
3.2 Pumping Well Dense Non-Aqueous Phase Liquid Monitoring and Recovery 13
4 Water Treatment System Operation and Maintenance 14
4.1 Water Treatment System Operation 14
4.1.1 Groundwater Recovery 14
4.1.2 Water Treatment System 15
4.1.3 Treated Water Discharge 16
5 Conclusions and Recommendations 17
5.1 Conclusions 17
5.2 Certifications 18

Figures

Figure 1 – Site Location Map
Figure 2A – Site Map
Figure 2B – Site Map
Figure 2C – Site Map
Figure 3 – Containment Wall and Well Pairs
Figure 4 – No Flow Boundary Profiles - March 2024
Figure 5 – No Flow Boundary Profiles - March 2024
Figure 6 – No Flow Boundary Profiles - March 2024
Figure 7 – No Flow Boundary Profiles - June 2024
Figure 8 – No Flow Boundary Profiles - June 2024
Figure 9 – No Flow Boundary Profiles - June 2024
Figure 10 – No Flow Boundary Profiles - September 2024
Figure 11 – No Flow Boundary Profiles - September 2024
Figure 12 – No Flow Boundary Profiles - September 2024
Figure 13 – No Flow Boundary Profiles - December 2024
Figure 14 – No Flow Boundary Profiles - December 2024
Figure 15 – No Flow Boundary Profiles - December 2024
Figure 16 - Groundwater Contour Map - January 2024
Figure 17 - Groundwater Contour Map - April 2024
Figure 18 - Groundwater Contour Map - July 2024
Figure 19 - Groundwater Contour Map - October 2024

Tables

Table 1 – Well Pairs
Table 2 – Total Product Recovered
Table 3 – Pumping Well Sensor Elevations
Table 4 – Hydraulic Control Trending
Table 5 – Analytical Data Summary

Appendices

Appendix A – Monthly Water Treatment System and Site Inspection Forms
Appendix B – Well/Piezometer Gauging Data
Appendix C – Well Sampling Field Data
Appendix D – Data Usability Summary Report and Analytical Data
Appendix E – Groundwater Analytical Laboratory Reports
Appendix F - BTEX and Total PAHs Trend Graphs
Appendix G - Water Treatment System Operational Summary Data

Appendix H - Waste Manifest

Acronyms

amsl	Above Mean Sea Level
ABOx	Anaerobic Biological Oxidation
Atlantic	Atlantic Environmental Services, Inc.
AWQS	Ambient Water Quality Standards
BBL	Blasland, Bouck, and Lee, Inc.
bgs	Below Ground Surface
BTEX	Benzene, Toluene, Ethylbenzene, and Total Xylenes
cy	Cubic Yards
DNAPL	Dense Non-Aqueous Phase Liquid
ESMI	Environmental Soil Management, Inc.
Eurofins	Eurofins Environmental Testing
FS	Feasibility Study
ft	Feet
GAC	Granular Activated Carbon
GES	Groundwater & Environmental Services, Inc.
gpm	Gallons Per Minute
HDPE	High-Density Polyethylene
ISS	In-Situ Soil Solidification/Stabilization
lf	Linear Feet
LTTD	Low-Temperature Thermal Desorption
MCL	Maximum Contaminant Levels
MGP	Manufactured Gas Plant
MH-1	Manhole 1
NPL	National Priorities List
NYSDEC	New York State Department of Environmental Conservation
NYSDOH	New York State Department of Health
O&M	Operations and Maintenance
OM&M	Operations, Maintenance, and Monitoring
ORS	Old Red Spring
OU	Operable Unit
OWS	Oil-Water Separator
PAH	Polycyclic Aromatic Hydrocarbons
QA/QC	Quality Assurance / Quality Control
RD/RA	Remedial Design / Remedial Action
RETEC	Remediation Technologies, Inc.
RI	Remedial Investigation
ROD	Record of Decision
SCSD	Saratoga County Sewer District
sf	Square Feet
SMP	Site Management Plan
TOC	Top of Casing
TOGS	Technical and Operational Guidance Series
TPH	Total Petroleum Hydrocarbons
USACE	United States Army Corps of Engineers
USEPA	United States Environmental Protection Agency
VOCs	Volatile Organic Compounds

1 Introduction

1.1 Purpose

Groundwater & Environmental Services, Inc. (GES) has prepared this 2024 Periodic Review Report, on behalf of National Grid, for the Niagara Mohawk Power Corporation (NMPC) Superfund site located on Excelsior Avenue in the City of Saratoga Springs, Saratoga County, New York (the Site). The Operations, Maintenance, and Monitoring (OM&M) activities described in this report were performed in Operable Unit 1 (OU 1), which consists of the Former Manufactured Gas Plant (MGP) site, the Former Skating Rink Area, and a portion of Spring Run Creek. **Figure 1** provides a site location map.

Groundwater monitoring has been conducted in OU 1 to evaluate the effectiveness of remedial activities previously completed at the Site and to monitor long-term groundwater quality trends. Currently, groundwater sampling at the Former MGP site is performed on a quarterly basis, and groundwater sampling at the Former Skating Rink Area is completed on a semi-annual basis.

The following OM&M activities were conducted during the 2024 reporting period:

- Monthly site inspections, including checks on the asphalt cap, the security fence/gates, the groundwater monitoring wells/piezometers/vaults, and the water treatment system.
- Monthly collection, documentation, and evaluation of water levels in site groundwater monitoring wells.
- Monthly inspection of the seven passive dense non-aqueous phase liquid (DNAPL) collection wells and DNAPL recovery, if necessary.
- Quarterly collection of water samples from groundwater monitoring wells at the Former MGP site, a storm water manhole sampling point (MH#01), and a public water access (Old Red Spring [ORS] Fountain). Semi-annual collection of water samples from groundwater monitoring wells in the Former Skating Rink Area. Water samples are submitted to Eurofins Environmental Testing (Eurofins) for laboratory analysis of benzene, toluene, ethylbenzene, and total xylenes (BTEX) as well as select polycyclic aromatic hydrocarbons (PAHs) for comparison to New York State Department of Environmental Conservation (NYSDEC) Ambient Water Quality Standards (AWQS).
- Groundwater recovery from containment area pumping wells, water treatment via the onsite water treatment system, and discharge of treated effluent to the Saratoga County Sewer District (SCSD) #1 sewer.
- Water treatment media changeout – 3 new 500 - pound vessels were installed on March 13, 2024. New liquid phase granular activated carbon was installed in the 3 new vessels and 1 existing spare vessel. New vessels and carbon were provided by Evoqua Water Technologies. The spend media was disposed of by Capital Environmental. The last media changeout was in 2015.

The above activities are summarized in Sections 2 through 4 of this report.

1.2 Site Description

The Site consists of two operable units. OU 1 consists of an approximately 7-acre parcel owned by National Grid (referred to as the Former MGP site), an approximately 2.3-acre property formerly owned by the City (referred to as the Former Skating Rink Area) located immediately southeast of the Former MGP site, and an approximate 1 mile stretch of Spring Run Creek. Both the Former MGP site and the Former Skating Rink Area are currently owned by National Grid. The Former MGP site is surrounded by chain-link fencing and bounded on the north by New York State Route 50, to the south by Excelsior Avenue, to the east by East Avenue, and to the west by the former Spa Steel Corporation (now owned by Saratoga Restaurant Hospitality, LLC).

The Former MGP site is relatively flat topographically and is trapezoidal in shape. Several buildings are located on the Former MGP site, including a cylindrical, brick storage building (a former gas holder referred to as the brick roundhouse), a two-story brick storage building, and an aboveground electric substation. A service center building was previously located on the Former MGP site; however, it was demolished before initiation of remedial construction in 2001. Adjacent to the Former MGP site are several properties zoned for residential, light industrial, or planned business use.

The Former Skating Rink Area is located on the southeast corner of Excelsior Avenue and East Avenue. This property was formerly owned by the City and was used for the storage of City-owned equipment. In 2001, the former skating rink building was demolished and removed.

Figures 2A, **2B**, and **2C** provides Site Maps, which show the layout of the Former MGP site, Former Spa Steel site, and Former Skating Rink Area.

The portion of Spring Run Creek that is contained within the Site is located to the east of the Former MGP site.

OU 2 occupies approximately 0.5 acres of land bounded to the north by the former Spa Steel Corporation property and the Former MGP site, to the south by High Rock Avenue, to the east by Warren Street, and to the west by property owned by 519 Broadway LLC (a remediated and delisted NYSDEC inactive hazardous waste site, number 546036, known as the Van Raalte Knitting Mill Site), part of which is now used for the Grace Fellowship Church. OU 2 consists of the following: (1) a portion of Excelsior Avenue; (2) a grass-covered parcel owned by the City that contains an active groundwater well known as the Old Red Spring well (i.e., deep well screened in an unconsolidated silty-sand layer immediately above bedrock); and (3) a small portion of a paved parking lot for the Grace Fellowship Church located west of the City-owned parcel.

1.3 Site History

As presented in the 1995 Feasibility Study by Remediation Technologies, Inc. (RETEC) and Atlantic Environmental Services, Inc. (Atlantic), beginning in 1868, town gas was manufactured at the Site from coal, coke, and petroleum oils for use in lighting and heating. Gas manufacturing operations continued at this location until 1929. The production of manufactured gas led to the generation of both organic and inorganic residuals and waste products. Residual materials, including coal tar, were often used to make other products but in many cases were accumulated

and managed onsite. The chemical classes associated with the residuals include PAHs, volatile aromatic constituents, phenolics, trace metals, and nitrogen and sulfur compounds. Manufactured gas plant operations at the Site resulted in areas of subsurface soil and groundwater contamination.

The United States Environmental Protection Agency (USEPA) has defined the Site as the Former MGP site and any associated area where contamination is found or to which contamination could migrate and be deposited. Areas beyond the Former MGP site property boundaries that are considered part of the Site are located to the southeast (Former Skating Rink Area), and along the corridor of Spring Run Creek located to the east of the Former MGP site. The following provides general chronology of key project-related events.

- In 1982, National Grid (contemporaneously known as Niagara Mohawk Power Corporation) notified USEPA that the Saratoga Springs Site (presently identified as the Former MGP site) was once the site of a gas manufacturing facility, and that previous owners may have deposited coal tars in the property.
- In October 1989, National Grid (contemporaneously known as Niagara Mohawk Power Corporation) and USEPA entered into an Order on Consent to conduct a remedial investigation (RI) and feasibility study (FS) at the Saratoga Springs Site (presently identified as the Former MGP site). In February 1990, the Saratoga Springs Site (presently identified as the Former MGP site) was placed on the National Priorities List (NPL). The RI was conducted by Atlantic and is presented in the Remedial Investigation Report, National Grid Site, Saratoga Springs, New York (Atlantic, 1992) and Draft Supplemental Investigation Report for Additional Site Characterization, National Grid Site, Saratoga Springs, New York (Atlantic, 1994). The FS was conducted by RETEC and Atlantic and is presented in the Feasibility Study (RETEC/Atlantic, 1995).
- In September 1995, USEPA issued a Record of Decision (ROD) for the Site.
- In September 1996, USEPA issued a Consent Decree for remedial design/remedial action (RD/RA).
- In September 2000, USEPA approved the final RA design from Blasland, Bouck, and Lee, Inc. (BBL), and the RA implementation went to bid for a remedial contractor.
- In February 2001, Williams Environmental Services, Inc. was selected as the remedial contractor, and the RA implementation began.
- In May 2001, remedial construction activities were initiated in Operable Unit 1 (OU 1).
    - Approximately 2,350 linear feet (lf) of heavy-duty watertight steel sheeting was installed around the perimeter of the Former MGP site to depths of approximately 20 feet (ft) below ground surface (bgs), keying into a competent, low-permeability, lacustrine clay unit.
    - A brick roundhouse structure (70 ft in diameter and 50 ft high) with historical significance was preserved and relocated to the northeast corner of the Former MGP site.
    - Approximately 3,780 cubic yards (cy) of surface soil was excavated from a total of seven areas (each 100 ft in diameter and 2 ft deep) at the Former MGP site and disposed of at

Environmental Soil Management, Inc.'s (ESMI) low-temperature thermal desorption (LTTD) facilities in Fort Edward, New York, and Louden, New Hampshire.

- Approximately 19,610 cy of subsurface soil was excavated from a total of nine areas (ranging from 800 square feet [sf] to 7,300 sf in size, and ranging in depth from 4 feet to 22 feet bgs) located on the Former MGP site and disposed of at ESMI's LTTD facilities in Fort Edward, New York, and Louden, New Hampshire.
- All surficial and subsurface excavation areas were backfilled and compacted to previously existing grade using clean, offsite fill materials; permitted backhauled materials from ESMI; or crushed stone from an approved local borrow area.
- A perimeter groundwater drainage system was installed outside the upgradient portion of the barrier wall system in order to control storm water flow upgradient from the Site and prevent flooding of East Avenue. The perimeter drainage system was installed along the northern, western, and eastern portions of the Former MGP site. It consisted of a 10-inch-diameter, high-density polyethylene (HDPE), perforated pipe surrounded by crushed stone placed within a geotextile cloth. The perimeter drainage pipeline was installed to a depth of several feet bgs within an approximately 4-ft-wide, crushed stone-filled trench. The drainage pipeline passes through several manholes located along the pipe alignment, ultimately discharging into a manhole at the southeast corner of the Former MGP site, which connects to a drainage culvert that discharges to Spring Run Creek. In addition to the perimeter drainage system, several catch basins and storm sewer conveyance pipes were installed within the limits of the Former MGP site to provide for the collection of storm water runoff from the surface of the asphaltic cap that covers the entire containment area. The onsite drainage system consists of seven catch basins and continuously welded HDPE pipe that is sealed at joints to prevent the infiltration of groundwater. The onsite drainage system also discharges into a manhole at the southeast corner of the Former MGP site.
- A water treatment system was constructed in order to prevent overtopping of the watertight steel sheeting/barrier wall surrounding the containment area. Recovered groundwater is treated by the water treatment system, which is located within a building at the southwest corner of the containment area. After treatment, the groundwater is discharged to SCSD#1 for final disposal.
- An asphaltic cap was placed over the entire 7-acre property of the Former MGP site. The asphaltic cap was installed to isolate residual materials and provide a low permeability cover to reduce/prevent infiltration of storm water. The asphaltic cap is keyed into the perimeter barrier wall system, essentially encapsulating the Former MGP site. The asphaltic cap consists of 4 inches of base course material followed by 2 inches of top course material, placed upon a prepared and compacted subbase.
- A total of seven DNAPL recovery wells (DW-01, DW-02, DW-03, DW-04, DW-05, DW-06, and DW-07) were installed within the limits of the barrier wall system for passive DNAPL recovery.

- A total of nine monitoring wells and piezometers were installed both within and outside the limits of the barrier wall to evaluate the hydraulic conditions and groundwater quality.
- Site security fencing (6 ft chain link) was installed along the eastern, western, and southern perimeters of the Former MGP site, connecting to the existing northern perimeter fence along Route 50. An access gate is located at the southern perimeter of the property, near the electrical substation, with a second access gate located at the southwestern property corner to allow for access to the water treatment system. Additional fencing and an access gate were also installed at the southwestern corner of the property in order to isolate the water treatment system building from the remainder of the property.
- Remedial action activities at the Former Skating Rink Area involved the demolition and removal of the former skating rink building, surface soil excavation (7,470 cy, 2.3 acres, 0 to 2 ft deep) and offsite removal (at ESMI's LTTD facilities in Fort Edward, New York, and Louden, New Hampshire), subsurface soil excavation (10,120 cy, 7 areas ranging from 1,600 sf to 3,800 sf in size and ranging in depth from 7 feet to 28 feet bgs) and offsite removal (at ESMI's LTTD facilities in Fort Edward, New York, and Louden, New Hampshire), backfill of excavation areas, and installation of five long-term monitoring wells (LTMW-06, LTMW-07, LTMW-08, LTMW-09, and LTMW-10).
- Sediment excavation activities were performed at three distinct areas along a 1 mile stretch of Spring Run Creek, generally located east of the Former MGP site toward Interstate 87. Approximately 5,475 cy of sediment was excavated from the three areas totaling approximately 1,940 lf of Spring Run Creek located between the outfall of twin 86-inch box culverts and Interstate 87. Excavated sediment was stockpiled, sampled, and disposed of at ESMI's LTTD facilities in Fort Edward, New York, and Louden, New Hampshire. All sediment excavation areas were backfilled to original grade elevations using clean sand. A temporary access road was installed along the remediated Spring Run Creek for access. Wetlands were restored with topsoil, seed mix, and various plantings along the creek. The temporary access road was converted to the new bike trail.
- Abandonment/rehabilitation of a 36-inch-diameter brick storm sewer was conducted along approximately 5,500 lf, beginning at the intersection of East Avenue and Excelsior Avenue to its discharge into Spring Run Creek near Interstate 87. Prior to abandonment, an approximately 800 lf portion of storm sewer located between the intersection of East Avenue and Excelsior Avenue and the southeast corner of the Former Skating Rink Area was cleaned using pressurized-jet cleaning equipment to remove accumulated debris. Following cleaning, the cleaned length of storm sewer was videotaped. During video inspection, an active connection to the storm sewer was identified, which was traced to a swale immediately north of Excelsior Avenue. To address the active discharge, a portion of the storm sewer was slip-lined using a 12-inch pipe within the 36-inch brick storm sewer. The new 12-inch pipe was connected to the active contributing pipe near Excelsior Avenue, with the new 12-inch pipe ultimately discharging the storm water flow immediately adjacent to the 86-inch, twin-box culvert's discharge location. Following the pipe lining efforts, the remaining portions of the 5,500 lf of storm sewer were abandoned by filling all structural failures and accessible manholes with grout.

- In September 2002, remedial construction activities were completed and contractor demobilization initiated.
- In October 2002, EA Environmental was contracted by National Grid to conduct the Site operation and maintenance (O&M) work, with the exception of the wetland assessments. BBL was contracted by National Grid to conduct the annual qualitative and quantitative wetland assessments. Wetlands monitoring requirements ended in 2007, when the Wetlands Monitoring Report indicated that performance standards for herbaceous ground cover and woody plants were met and no additional monitoring would be performed. As indicated in the USEPA's third Five-Year Review Report, no additional monitoring or inspection is required for the Spring Run Creek wetlands.
- In January 2005, several additional groundwater monitoring wells were installed at the Spa Steel site (SS-01, SS-02, SS-03, and SS-04) and within the barrier wall to evaluate hydraulic gradient and groundwater quality.
- At the request of National Grid, in 2004 IESI conducted a review of the operation and performance of the groundwater extraction and treatment system. IESI focused on several aspects of the system: that a No Flow Boundary exists at the barrier wall; compliance with the SCSD#1 permit limits for the treatment system effluent discharge; removal of DNAPL prior to the bag filters; iron fouling throughout the system; and capability of the flow of the system to meet the treatment objectives. Based on that review, IESI proposed and implemented several modifications to the groundwater treatment system, including: overall downsizing of the system from a continuous 20 gallons per minute (gpm) throughput to a 5 gpm throughput; replacing the oil-water separator (OWS), replacing the chemical pre-treatment system with an in-line sequestering agent addition system (iron fouling solution), removing the backwash tank and multimedia filters, replacing the two liquid-phase granular activated carbon (GAC) vessels with three smaller liquid-phase GAC vessels (plus one spare), and replacing the single bag filter with a dual bag filter unit.
- Due to frost damage (2004-2005), shallow piping from the pumping wells to the groundwater treatment system was replaced. In the spring of 2005, the piping was installed to a depth below the frost line (approximately 4 ft bgs).
- The reconstruction of the water treatment system was completed in January 2006. IESI conducted monthly batch mode operation (5,000 gallons of collected/treated water per month) of the current treatment system from January 2006 to June 2006.
- In May 2006, USEPA, NYSDEC, United States Army Corps of Engineers (USACE), and New York State Department of Health (NYSDOH) conducted the first five-year remedy review of the Site.
- CDM Smith took over OM&M activities from IESI in July 2006. The draft OM&M Plan was submitted to the USEPA in October 2006.
- Between July 2006 and January 1012, five separate investigations were conducted by USEPA or National Grid to evaluate and delineate MGP-related residuals within soil and groundwater southwest of the former MGP site.

- Between November 2007 and April 2008, remedial construction was performed on the former Spa Steel site (separate remediation project than the main site) and included installation of 300 lf of vertical watertight steel sheet pile barrier wall within an approximately 7,000 sf area and construction of an impermeable surface cap within that area. The sheeting was installed to an average depth of approximately 28 feet bgs, which was approximately 5 feet into the underlying clay confining unit. The surface cap featured a 30-mil PVC liner and a geosynthetic drainage composite covered by 12-inches of clean fill, an orange demarcation geotextile, and 9 inches of run-of-crusher stone. The surface layer was later replaced by asphalt pavement during construction of the Excelsior Springs Event Center.
- As part of the Spa Steel remediation project (separate remediation project than the main site), including installation of additional sheet piling, monitoring wells LTMW-07, LTMP-7A, SS-01, and SS-04 were decommissioned on November 29, 2007. Monitoring well SS-02 was decommissioned on February 5, 2008. All decommissioning activities were performed by ADT Drilling.
- Construction of Spa Steel monitoring wells (LTMW-11, LTMW-12, LTMP-12, LTMP-13) and a new pumping well (PW-5) in the Spa Steel area was completed in April of 2008. However, due to the planned construction of a restaurant (now the Excelsior Springs Event Center) at and adjacent to the Spa Steel property, the installation of the remaining wells was delayed until after construction.
- In September 2008, seven new monitoring wells and piezometers were installed; LTMW-14/LTMP-14/LTMP-14A (well pair #14), LTMW-15/LTMP-15/LTMP-15A (well pair #15), and LTMP-06A (a piezometer installed as part of well pair #6).
- On September 8, 2008, operation of the water treatment system changed from monthly batch mode (5,000 gallons per month) to continuous mode (~ 1.5 gpm).
- On June 1, 2009, operation of the water treatment system was modified from continuous mode (~ 65,000 gallons/month) to fixed daily mode (4 hours of operation of each pumping well per day; ~ 15,000 gallons/month). This modification was made based upon significant DNAPL and iron/biological fouling within the pumping wells that caused pump failure and operation disruption. The fixed daily pumping has maintained hydraulic control within the containment area, complies with the ROD, and minimizes uptake of DNAPL into submersible pumps which are not intended to pump this type of material. Furthermore, no DNAPL has been detected proximal to the barrier wall; therefore, the current fixed daily pumping mode meets the post-remedial goals established by the USEPA.
- In January 2011, construction of the Excelsior Springs Event Center re-started at and adjacent to the former Spa Steel property.
- On May 24, 2011, USEPA, NYSDEC, USACE, and NYSDOH conducted a five-year remedy review for the Site.
- On June 1, 2013, construction of the banquet hall on the Spa Steel property was completed.
- In March 2013, USEPA issued a ROD for OU 2.

- In January 2015, USEPA issued a second Consent Decree for the OU 2 RD/RA.
- In July 2015, National Grid obtained an access agreement with the banquet hall property owner (Saratoga Restaurant Hospitality, LLC). LTMW-13 was installed and SS-03 was decommissioned.
- Between July 2015 and July 2016, National Grid conducted a pre-design investigation and soil treatability studies for OU 2.
- In September 2016, Groundwater and Environmental Services entered into a contract with National Grid to take over OM&M activities at the site.
- National Grid has a leasing agreement with the Excelsior Springs Banquet Hall next-door for valet-only parking. In the second quarter of 2017, a total of 335 linear feet of fencing and three (3) sliding gates were installed. During the third quarter of 2017, the concreted fence post holes were sealed with hot asphaltic sealer, as well as any other additional cracks in the asphalt cap.
- In September 2017, USEPA approved the Remedial Design for the OU 2 soil remedial action. The Final Remedial Design was issued in January 2018.
- Soil remediation was performed within OU 2 from June 2018 through September 2019 and generally included: (1) constructing an approximately 3,267 sf subsurface mat (at least 2 feet thick) and 123 lf of barrier walls (at least 2 feet wide) by jet grouting to contain DNAPL-impacted soil below Excelsior Avenue; (2) constructing approximately 2,080 sf of subsurface mat below Excelsior Avenue by in-situ soil solidification/stabilization (ISS) to complete the containment of NAPL below the roadway; (3) conducting ISS to solidify/stabilize approximately 3,829 cy of DNAPL-impacted soil in-place within the Old Red Spring parcel and part of the adjacent property; (4) removing impacted surface/near surface soil from the Old Red Spring parcel and adjacent property for offsite treatment/disposal; and (5) decommissioning the Old Red Spring well and installing a new double-cased replacement well. To facilitate remedial construction, National Grid also replaced aging City infrastructure within and immediately adjacent to the remedial limits. Approximately 100 lf of new 20-inch diameter poly-wrapped ductile iron water main were installed to replace an old (circa 1884) cast iron water main below Excelsior Avenue. In addition, approximately 260 feet of new HDPE storm sewer pipe were installed to replace a collapsing old stone culvert and connecting storm sewer piping.
- In February 2020, the USEPA approved the Remedial Design for the OU 2 groundwater remedy.
- Shortly following Remedial Action Work Plan approval by USEPA in September 2021, gypsum slurry was emplaced into 13 direct-push borings drilled in two areas of the City-owned Old Red Spring parcel as part of the enhanced anaerobic groundwater bioremediation remedy for OU 2. The gypsum slurry was comprised of approximately 2,300 pounds of gypsum and 1,600 gallons of potable water and injected into the fine-to-coarse sand interval at a depth of approximately 12 to 16 feet bgs. The gypsum slurry provides a long-lived and slow-release form of sulfate to stimulate indigenous bacteria to degrade residual dissolved hydrocarbons

below the groundwater table. Gypsum slurry arrival at downgradient monitoring wells was demonstrated by groundwater monitoring performed within the first year following the gypsum slurry emplacement. Monitoring for BTEX, PAHs, and geochemical parameters before and after the gypsum slurry emplacement provides a line of evidence for natural and enhanced anaerobic groundwater bioremediation of the hydrocarbons.

2 Groundwater Monitoring Activities and Monthly Site Inspections

2.1 Institutional Control/Engineering Controls (IC/EC) Plan Requirements

The IC/ECs for the Site include the following:

- Declaration of Covenants and Restrictions (DCR).
- Site may only be used for industrial or commercial use.
- No consumption or use of the groundwater underlying the property.
- Future ground intrusive activities should be conducted in accordance to the SMP.
- Excavated material below the asphalt cap and stone subbase transported offsite for disposal must comply with hazardous waste regulations.
- Asphalt Cap System.
- Heavy-Duty Watertight Steel Sheeting Barrier Wall.
- Use of a groundwater extraction and treatment system to maintain hydraulic control of groundwater within the contaminant area.
- Groundwater and DNAPL monitoring.

2.2 Monthly Site Inspections

GES conducted monthly site inspections during this reporting period. These monthly inspections include checking the asphalt cap, the security fencing/gates, the wells/piezometers, the vaults, and the water treatment building system.

In general, the Site is in compliance.

Appendix A presents the Monthly Site Inspections/System Operation Records.

2.3 Groundwater Well Gauging

Monthly groundwater level measurements are collected at the Site to accomplish the following:

- To evaluate if the groundwater within the Former MGP site containment area and Former Spa Steel containment area is overtopping the containment wall. This is a comparison of the groundwater elevation inside the containment areas versus the containment wall height. The watertight sheet pile barrier wall was installed in accordance with the ROD

and constitutes a “No Flow Boundary.” Compliance with this provision of the ROD is met by maintaining hydraulic control primarily by preventing overtopping of the barrier wall.

- To determine the hydraulic conditions inside and outside of the barrier wall using well pairs installed inside and outside the wall.
- To determine the general groundwater flow direction outside the containment wall.
- To ascertain hydrogeologic conditions during DNAPL monitoring at passive DNAPL collection wells (DW-01, DW-02, DW-03, DW-04, DW-05, DW-06, and DW-07).

Monthly well/piezometer gauging field data is presented in **Appendix B**. In general, site groundwater flows from northwest to southeast.

2.3.1 Hydraulic Control

Part of the remedy for the Former MGP site and Former Spa Steel site included installation of a containment cell in order to minimize or eliminate the migration of DNAPL and contaminated groundwater outside the cell. A steel sheet pile, Waterloo-type, barrier wall with watertight joints was installed into the underlying low permeability lacustrine clay unit approximately 20 ft bgs. The watertight steel sheets extended to the ground surface and are tied into a low permeability asphalt cap. The underlying clay layer, the connecting sheet walls, and the continuous asphalt cap creates a containment cell that constitutes a hydrogeologic No Flow Boundary, and enables hydraulic control of the area to be maintained and monitored.

When the groundwater elevation inside the wall is below the groundwater elevation outside the wall, any breach in the watertight containment wall would force the water to flow into the containment area (inward gradient) rather than potentially contaminated water flowing outside the wall. While some limited water infiltration may occur through the cap, walls, or upward from the lacustrine clay, groundwater inside the cell is contained and removed periodically by the onsite collection wells and pumps, which prevents overtopping of the barrier wall.

The groundwater collection/treatment system was added to supplement the hydraulic control provided by the containment cell. Pumping wells within the cell were installed to maintain groundwater at an elevation lower than the top of sheeting. Furthermore, they function to predominantly maintain the inside groundwater at an elevation lower than groundwater outside the containment cell. However, the comparison of hydraulic heads inside and outside of the “No Flow Boundary” is not technically relevant unless the heads exceed the top of the barrier wall. The “No Flow Boundary” by definition does not allow significant groundwater flow through it, and thus there is no significant hydraulic gradient across it.

The top of steel sheeting walls follows the finished asphalt cap grade, which ranges from approximately 263 to 274 feet above sea level, generally sloping from north to southeast. Groundwater elevations within the containment cell are generally 4 to 10 ft below the top of wall. No overtopping of the wall has ever been identified.

Information on well pairs that have been installed to monitor hydraulic control is presented below:

Table 1 – Well Pairs

Well Pair	Well Pair Location	Inside Piezometer	Outside Well
#2	Southern Wall	LTMP-2A	LTMW-02
#3	Southern Wall	LTMP-03	LTMW-03
#4	Southern Wall	LTMP-04	LTMW-04
#5	Southern Wall	LTMP-05	LTMW-05
#12	Spa Steel Western Wall	LTMP-12	LTMW-12
#13	Spa Steel Northern Wall	LTMP-13	LTMW-13
#14	Eastern Wall	LTMP-14	LTMW-14
#15	Eastern Wall	LTMP-15	LTMW-15

For the events conducted in 2024, groundwater elevation data for the well pairs were added to the Hydraulic Control Trending **Table 4** to demonstrate hydraulic control over time at each of the well pairs. During this year, the data shows a lower hydraulic head inside of the barrier wall as compared to the outside of the wall for all well pairs on all gauging dates except for well pairs #2 during the June, September, and December gauging events, #5 and #13 during the November gauging event, #12 during the September gauging event, and #15 during the January, February, March, April, May, June, August, September, and December gauging events. Overall, hydraulic control inside of the barrier wall was maintained due to the fact that hydraulic heads never exceeded the top of the wall. Top of Casing elevations for the wells as well as the top of sheeting near the well pairs are presented in the plan view on **Figure 3**. **Figures 4** through **14** show profiles of each well pair with corresponding groundwater elevation in comparison to the steel sheet wall. **Figures 15** through **18** show the groundwater contours during each of the groundwater well sampling events.

2.4 Groundwater Well Sampling and Analysis

Quarterly groundwater samples were collected from the Former MGP site wells (LTMW-01, LTMW-02, LTMW-03, LTMW-04, LTMW-05, LTMW-6A, LTMW-14, and LTMW-15), and the Former Spa Steel site wells (LTMW-12 and LTMW-13). Additionally, quarterly water samples were taken from storm water manhole MH-1 and the ORS Fountain. Semi-annual groundwater samples were collected from the Former Skating Rink area wells (LTMW-06, LTMW-07, LTMW-08). Former Skating Rink area wells LTMW-09 and LTMW-10 were sampled during the April 2024 event, but were subsequently removed from the sampling plan prior to the October 2024 sampling event. Monitoring wells MW-EPA-01R and MW-EPA-03R were added to the sampling plan and were sampled during the October 2024 sampling event.

The wells were purged using Well Wizard Dedicated Pumps in accordance with USEPA Low-Flow (Minimal Drawdown) Groundwater Sampling Procedures (1996). Field measurements of pH, conductivity, turbidity, dissolved oxygen; temperature, total dissolved solids, and oxidation-reduction potential were recorded using a Horiba water quality meter during well purging.

Samples were collected once field parameters had been stabilized. During the sampling no odor or sheens were observed at the well locations. Well sampling field data is presented in **Appendix C**.

Environmental water samples and quality assurance (QA)/quality control (QC) aqueous samples (field duplicate, matrix spike, matrix spike duplicate, and one trip blank) were shipped to Eurofins for laboratory analysis of select PAHs via USEPA Method 8270 and BTEX via USEPA Method 8260.

The analytical data reports provided by Eurofins were validated by GES. The primary objective of the data validation was to identify any questionable or invalid laboratory processes or data. The GES data validator reviewed all QA/QC information and the actual laboratory data to confirm the laboratory was operating within the required limits and results were correctly taken from the instruments. The Data Usability Summary Reports including the validated laboratory data are presented as **Appendix D**. The review stated that field sample analyte values/reporting limits were all usable as reported.

During the January, April, and July 2024 sampling events, VOCs and PAHs were detected above the NYSDEC AWQS outside the containment area at the following locations:

- MH-1

During the October 2024 sampling event, no VOCs or PAHs were detected above the NYSDEC AWQS.

Laboratory analytical data is provided in **Table 5**. The laboratory analytical reports are provided as **Appendix E**.

The post-injection groundwater bioremediation performance monitoring in OU2 is summarized by Arcadis and was submitted to the EPA and NYSDEC on March 31, 2025.

2.5 Groundwater Concentration Trends

GES evaluated the BTEX, and total PAH concentrations in each of the 17 wells that are sampled over a period from 2006 through October 2024. Monitoring wells MW-EPA-01R, and MW-EPA-03R were evaluated over a period from July 2020 through October 2024. Groundwater elevations were included for those wells with a historic record. With the exception of MH-1, the other 18 wells show little to no detections of BTEX or total PAHs during their individual evaluation periods. MH-1 has shown regular detections of total PAHs and/or BTEX starting in June 2020. Graphs showing these concentration trends are provided in **Appendix F**. Due to the low-level detections of all COCs, these graphs will not be provided in future annual OM&M reports unless significant detections occur.

3 Dense Non-Aqueous Phase Liquid Monitoring and Recovery

3.1 Dense Non-Aqueous Phase Liquid Well Monitoring and Recovery

Passive DNAPL wells (DW-01 through DW-07) are monitored monthly in order to document compliance with terms of the ROD with the USEPA. Each well is gauged for the water level measurement (as discussed in Section 2.2) and for the presence of DNAPL. There was no DNAPL observed during this year in any of these wells, nor has any DNAPL been detected since the inception of the Site monitoring program (starting in October 2002).

3.2 Pumping Well Dense Non-Aqueous Phase Liquid Monitoring and Recovery

Pumping wells PW-1, PW-2, PW-3, PW-4, and PW-5 (installed in 2008) have been inspected for DNAPL periodically for maintenance purposes. When DNAPL is present, it is collected via bailers or a peristaltic pump and placed in a NYSDOT-approved 55-gallon drum for offsite disposal at a National Grid-approved facility. In addition, the OWS is inspected monthly for DNAPL. Any DNAPL encountered is removed from the OWS by manually opening a valve and allowing the product to gravity flow into a container. The product is then placed in a NYSDOT-approved 55-gallon drum for offsite disposal at a National Grid-approved facility. A total of 25.5 gallons of DNAPL were collected during 2024.

Between January and December 2024, a total of 3.0 gallons of DNAPL were removed from the OWS. A total of 22.5 gallons of DNAPL were recovered from pumping well PW-5 between January and December 2024.

DNAPL was detected in LTMP-13 on January 4 (trace), February 7 (trace), March 6 (0.39 ft thick), April 4 (0.48 ft thick), May 1 (0.20 ft thick), June 5 (0.20 ft thick), July 11 (0.16 ft thick), August 7 (0.16 feet thick), September 5 (trace), October 2 (trace), and November 6, 2024 (trace). LTMP-13 was inaccessible during the December 4, 2024 inspection due to a car being parked over the manway. DNAPL was not recovered from LTMP-13 during 2024 as the minimal thicknesses measured was too small for recovery in a 2-inch diameter well. LTMP-13 is an inside well and has accumulated 44 ounces of DNAPL since its installation in July 2015.

Since October 2008, the total volume of DNAPL collected from PW-1, PW-2, PW-3, PW-4, PW-5, and the OWS is 699.25 gallons. The specific breakdown of DNAPL volume (gallons) collected from October 2008 to the present is as follows:

Table 2 – Total Product Recovered

Dense Non-Aqueous Phase Liquid Volume Collected (gallons) – Since October 2008

PW-1	PW-2	PW-3	PW-4	PW-5	OWS	LTMP-13	Total
21.00	0	27.00	0	363.5	287.75	44 oz	699.25

4 Water Treatment System Operation and Maintenance

4.1 Water Treatment System Operation

Water treatment system operation consists of groundwater recovery, water treatment, and treated water discharge to the SCSD #1 public sewer. Water treatment system O&M is conducted in accordance with the OM&M Plan (CDM Smith, 2006). Monthly inspections of the water treatment system are conducted as part of the monthly site inspections. Specific operational data is presented in **Appendix G**.

4.1.1 Groundwater Recovery

Groundwater is recovered from five pumping wells (PW-1, PW-2, PW-3, PW-4, and PW-5 [Spa Steel site]) and pumped to the water treatment system through 1-inch HDPE pipe.

The groundwater recovery pumping system consists of wells with submersible pumps and level sensors. The groundwater recovery pumping system operates for approximately 4 hours per day. Each individual well pump cycles in batch mode within the sensor parameters. Each batch of water removed from the wells is dependent upon groundwater recharge rate, the distance between the HI (on) and LO (off) sensors, and the submersible pump rate.

The table below presents the current pumping well sensor elevations.

Table 3 – Pumping Well Sensor Elevations

Top of Casing (TOC) Elevations Are Displayed in Feet Above Mean Sea Level (amsl)

Pumping Well	Components	From TOC (ft)	TOC (ft amsl)
PW-1 Grade Elevation			265.75
PW-1	HI-HI probe	1.75	264.00
	HI probe	9.00	256.75
	LO probe	14.00	251.75
	Common probe	14.50	251.25
	Depth to pump inlet	15.00	250.75
	Depth to bottom of well	19.80	245.95
PW-2 Grade Elevation			267.14
PW-2	HI-HI probe	3.20	263.94
	HI probe	12.00	255.14
	LO probe	15.50	251.64
	Common probe	16.00	251.14
	Depth to pump inlet	16.50	250.64
	Depth to bottom of well	19.00	248.14

Pumping Well	Components	From TOC	TOC
PW-3 Grade Elevation			263.04
PW-3	HI-HI probe	2.70	260.34
	HI probe	8.00	255.04
	LO probe	14.00	249.04
	Common probe	14.50	248.54
	Depth to pump inlet	15.00	248.04
	Depth to bottom of well	18.00	245.04
PW-4 Grade Elevation			266.06
PW-4	HI-HI probe	2.80	263.26
	HI probe	10.00	256.06
	LO probe	12.50	253.56
	Common probe	13.00	253.06
	Depth to pump inlet	13.50	252.56
	Depth to bottom of well	15.60	250.46
PW-5 Grade Elevation			265.83
PW-5	HI-HI probe	2.00	263.83
	HI probe	8.00	257.83
	LO probe	12.00	253.83
	Common probe	12.50	253.33
	Depth to pump inlet	13.00	252.83
	Depth to bottom of well	21.50	244.33

The LO sensors are maintained at an elevation above the pump, to keep the pump constantly submerged. The HI sensors are maintained at elevations near the historic groundwater elevation level to allow the pump maximum operation time for better efficiency. The HI-HI sensors are positioned above the HI sensors and well below the top of containment wall to serve as contingency measures. The HI-HI sensors activate an alarm, which calls the OM&M contractor.

4.1.2 Water Treatment System

The water treatment system is located within a metal shell building on a reinforced concrete floor with secondary containment. The system itself consists of the following components:

- OWS with water gravity overflow to the transfer tank and DNAPL drain;
- Transfer tank/pump;
- In-line chemical addition consisting of sequestering agent for iron-fouling and biocide for bio-fouling;
- Bag filters (two in series) for particle filtration; and
- GAC (three vessels in series) for VOC adsorption.

The water treatment system operates in batch mode. A transfer pump (maximum flow rate ~ 15 gpm) within the groundwater treatment building operates on level switches (located after the OWS

and transfer tank) to pump water through the treatment train before being discharged to the SCSD#1 sewer manhole connection. Typically, the transfer pump sends approximately 280 gallons of water per batch.

In March 2024, the carbon used in the three (3) GAC vessels was removed and replaced with new carbon. The used carbon was disposed of by Capital Environmental. A manifest for the carbon disposal is included as **Appendix H**.

It should be noted that although the water treatment system has components to treat some minor volumes of DNAPL, the groundwater recovery system was not designed to pump significant volumes of DNAPL, nor is it required under the terms of the ROD. Pump failures and excessive maintenance result from pumping DNAPL from the wells. DNAPL is being manually removed, as needed, from the OWS. At this time the water treatment system does not require any repairs or modifications.

4.1.3 Treated Water Discharge

The discharge flow rate of treated water ranges between 4 and 17 gpm depending on the bag filter and the GAC back pressure. The average discharge flow rate for each month from the January through December period remained steady around 16.5 gpm. This flow rate occurs only when the system is operating in batch mode. During other periods, there is no effluent water flow.

During 2024, approximately 220,363 gallons of treated water was discharged to the SCSD#1 sewer. Since July 10, 2006, 4,019,984 gallons of treated water have been discharged to the SCSD#1 sewer. For a summary of water treatment system flow data during 2024, refer to **Appendix G**.

5 Conclusions and Recommendations

5.1 Conclusions

Based on the data collected from the Site OM&M activities during January through December 2024, the following conclusions were made:

- The gauging data indicates lower hydraulic heads exist on the inside of the barrier wall relative to the outside of the barrier wall for all well pairs except for #2, #5, #12, and #15.
- There has been no DNAPL observed in passive wells DW-01 through DW-07 in the past 218 monthly gauging/inspection events. DNAPL does not appear to passively flow into these wells. However, between October 2008 and the present, there have been 699.75 gallons of DNAPL collected from the active groundwater collection/treatment system. DNAPL is manually collected directly from pumping wells PW-1, PW-3, and PW-5 during maintenance cleaning activities (DNAPL has not been observed in PW-2 and PW-4). Trace amounts of DNAPL (less than 0.5 feet thick) are measured in well LTMP-13. DNAPL is also collected within the OWS during normal operation of the groundwater collection and water treatment system. It should be noted that the most significant DNAPL collected is manually removed from PW-5 (Spa Steel site Containment Area; installed 2008).
- Since October 2002, no VOCs or PAHs have been detected above the NYSDEC AWQS in any groundwater samples collected from outside the containment area as part of the monitoring program, with the exception of inconsistent and intermittent low-level detections (less than 1 ug/L) of PAHs at wells LTMW-01, LTMW-02, LTMW-03, LTMW-04, LTMW-05, LTMW-6A, LTMW-12, LTMW-13, and LTMW-15. This is further evidence of the remedy's effectiveness to control groundwater hydraulically, thereby minimizing migration of contaminants outside the confined cell. The compounds that have been detected above the AWQS in monitoring wells outside the containment area include benzo(a)pyrene, benzo(a)anthracene, benzo(b)fluoranthene, benzo(k)fluoranthene, chrysene, and indeno(1,2,3-cd)pyrene.
- Since June of 2020, benzene, ethylbenzene, and several PAHs have been intermittently detected at sampling location MH-1. MH-1 is a manhole that receives storm water that flows over the asphaltic cap of the containment area. Detections of compounds over the AWQS are likely the result of vehicle parking and traffic on the cap.
- Approximately 220,363 gallons of groundwater was extracted from the five pumping wells, treated, and discharged to the SCSD#1 during 2024.
- Overall, conditions are consistent with previous monitoring years.

5.2 Certifications

For each institutional or engineering control identified for the NMPC property, OU 2, and the former skating rink and former Spa Steel properties, I certify that all of the following statements are true:

- The inspection of the properties to confirm the effectiveness of the institutional and engineering controls required by the remedial program was performed under my direction.
- The institutional control and/or engineering control employed at these properties is unchanged from the date the control was put in place, or last approved by the EPA.
- Nothing has occurred that would impair the ability of the control to protect the public health and environment.
- Nothing has occurred that would constitute a violation or failure to comply with any site management plan for this control.
- Access to the properties will continue to be provided to the EPA and NMPC to evaluate the remedy, including access to evaluate the continued maintenance of this control.
- If a financial assurance mechanism is required under the oversight document for the NMPC property, OU 2, and the former skating rink and former Spa Steel properties, the mechanism remains valid and sufficient for the intended purpose under the document.
- Use of the properties is compliant with the institutional controls.
- The engineering control systems are performing as designed and are effective.
- To the best of my knowledge and belief, the work and conclusions described in this certification are in accordance with the requirements of the site remedial program and generally accepted engineering practices.
- The information presented in this report is accurate and complete.

I certify that all information and statements in this certification form are true. I understand that a false statement made herein is punishable as a Class "A" misdemeanor, pursuant to Section 210.45 of the Penal Law. I, [name], of [business and address], am certifying as [NMPC or NMPC's Representative] for the NMPC property, the OU 2, the former skating rink property, and former Spa Steel property.

I certify that the New York State Education Department has granted a Certificate of Authorization to provide Professional Engineering services to the firm that prepared this Periodic Review Report.

Signature

5-8-2025
Date

Name: Gerald H. Creasp, P.E.
Title: Director of Engineering
Company: Groundwater & Environmental Services, Inc.

STATE OF NEW YORK
GERALD H. CRESAP, JR.
087401
LICENSED PROFESSIONAL ENGINEER

Figures

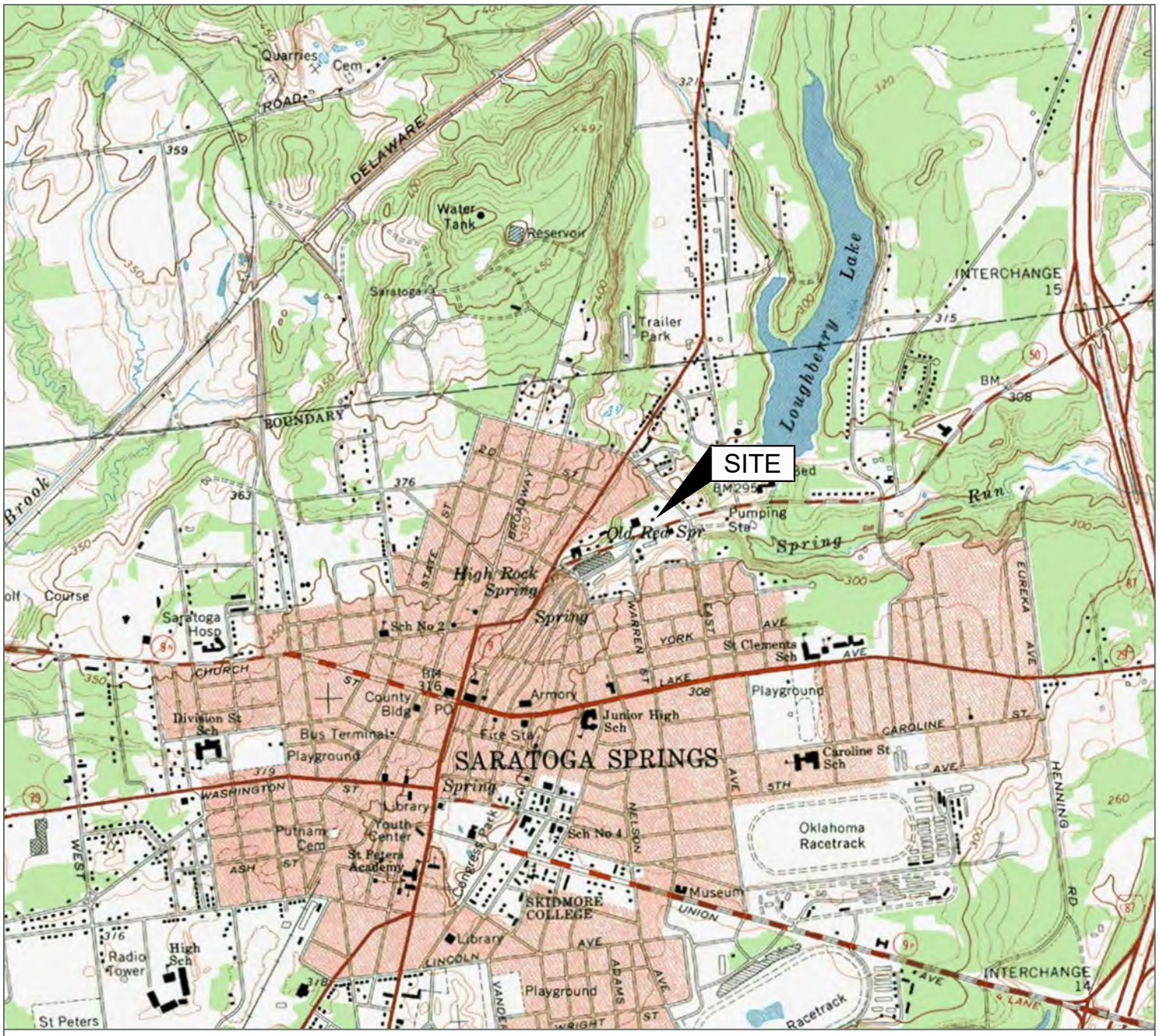

Source:
USGS 7.5 Minute Series
Topographic Quadrangle, 1967
Saratoga Springs, New York
Contour Interval = 10'

Quadrangle Location

Site Location Map

National Grid
43 Excelsior Avenue
Saratoga Springs, New York

Drawn
W.G.S.
Designed

Approved

Date
1-18-18
Figure
1

Scale In Feet
0 2000

Groundwater & Environmental Services, Inc.

M:\Graphics\0600-Syracuse\Misc\National Grid\Saratoga Springs (Excelsior)\Saratoga Springs SLM.dwg, Template SLM, WShea

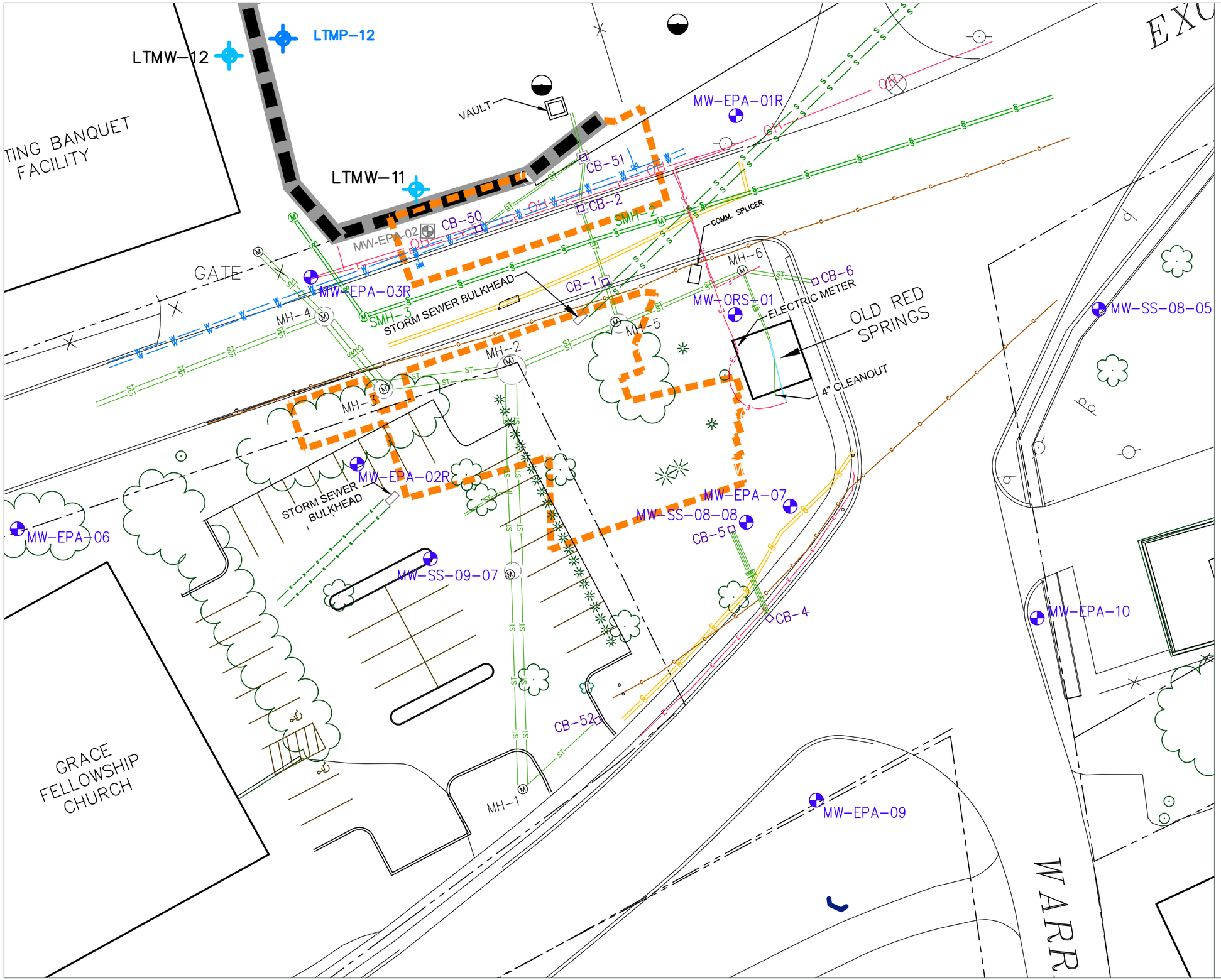

LEGEND

- PROPERTY BOUNDARY
- CHAIN LINK FENCE
- STEEL SHEETING
- LIMITS OF HEAVY-DUTY WATER-TIGHT STEEL SHEETING BARRIER WALL
- CATCH BASIN
- UTILITY POLE
- PIEZOMETER
- MANHOLE
- DW DNAPL EXTRACTION WELL
- GROUNDWATER EXTRACTION WELL
- LONG-TERM MONITORING WELL
- EXISTING MONITORING WELL
- STABILIZATION AREA
- DESTROYED/ABANDONED WELL

Site Map

National Grid
43 Excelsior Avenue
Saratoga Springs, New York

Drawn E.V.
Designed
Approved

Date 07/23/24
Figure 2A

Scale In Feet
0 30

Groundwater & Environmental Services, Inc.

N:\Graphics\Graphics\0600-Syracuse\Misc\National Grid\Saratoga Springs (Excelsior)\Saratoga Springs SM_CDM.dwg, B-30, EVega, 1:1

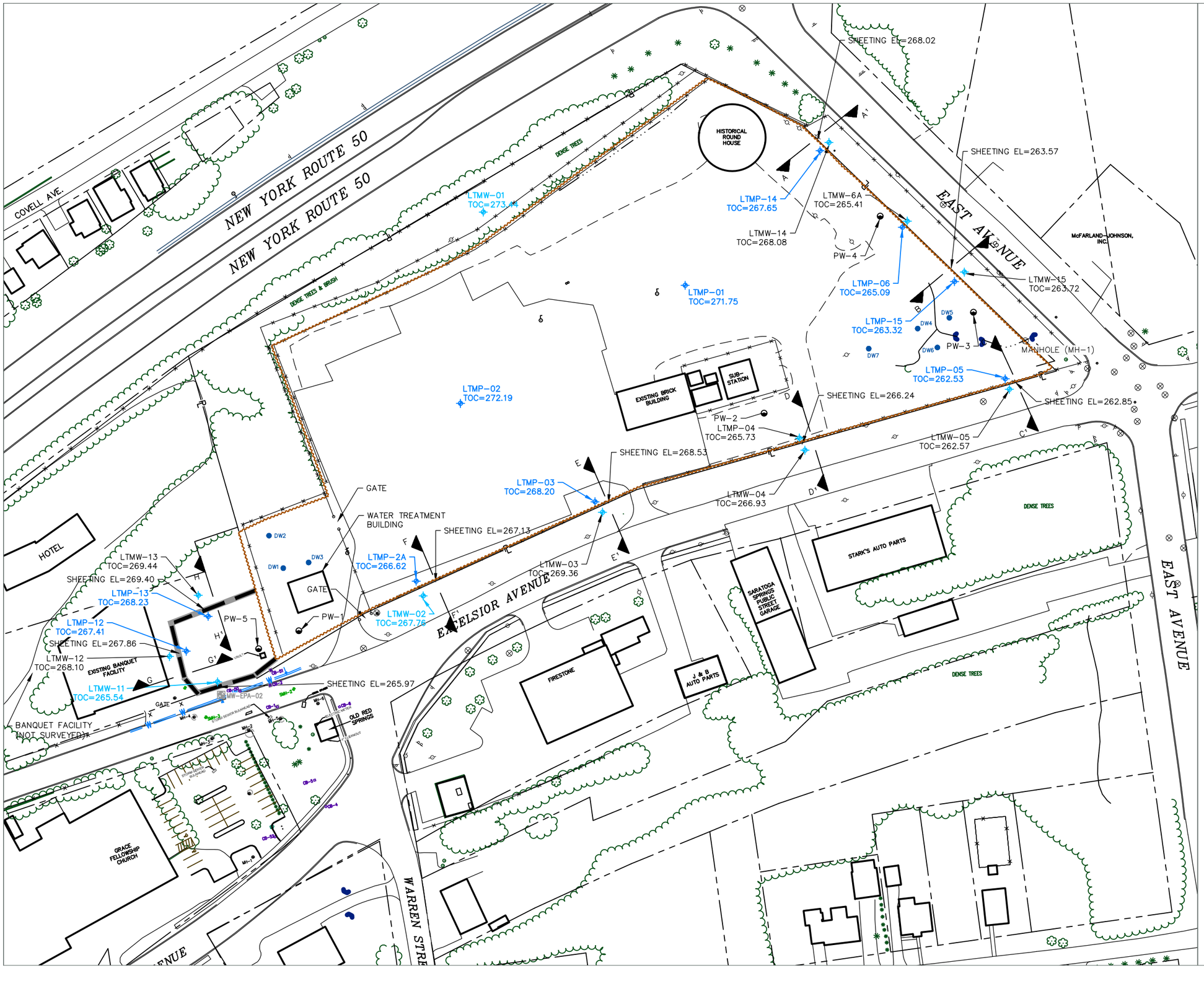

LEGEND

- PROPERTY BOUNDARY
- CHAIN LINK FENCE
- STEEL SHEETING
- LIMITS OF HEAVY-DUTY WATER-TIGHT STEEL SHEETING BARRIER WALL
- CATCH BASIN
- UTILITY POLE
- PIEZOMETER
- MANHOLE
- DW — DNAPL EXTRACTION WELL
- GROUNDWATER EXTRACTION WELL
- LONG-TERM MONITORING WELL
- DESTROYED MONITORING WELL

Site Map

National Grid
43 Excelsior Avenue
Saratoga Springs, New York

Drawn: M.H.
Designed: R.K.
Approved:

Date: 04/16/2025
Figure: 2B

Scale In Feet
0 100

Groundwater & Environmental Services, Inc.

N:\Graphics\Graphics\0600-Syracuse\Misc\National Grid\Saratoga Springs (Excelsior)\Saratoga Springs SM_CDM.dwg, B-100, 4/28/2025 12:27:09 PM, mhollister

N:\Graphics\Graphics\0600-Syracuse\Misc\National Grid\Saratoga Springs (Excelsior)\Saratoga Springs SM_CDM.dwg, B-120, 4/28/2025 12:25:35 PM, mhollister

NEW YORK ROUTE 50
NEW YORK ROUTE 50
COVELL AVE.
EAST AVENUE
EXCELSIOR AVENUE
EXCELSIOR AVENUE
EAST AVENUE
WARREN STREET
HIGH ROCK AVENUE
HISTORICAL ROUND HOUSE
THE FRESH MARKET (RESIDENTIAL/COMMERCIAL)
THE HAMLET AT SARATOGA SPRINGS
McFARLAND-JOHNSON, INC.
AREA U/C
EXCELSIOR PARK
DENSE TREES
DENSE TREES & BRUSH
EXISTING BRICK BUILDING
SUB-STATION
MANHOLE (MH-1)
GATE
WATER TREATMENT BUILDING
EXISTING BANQUET FACILITY
BANQUET FACILITY (NOT SURVEYED)
HOTEL
GRACE FELLOWSHIP CHURCH
OLD RED SPRINGS
FIRESTONE
J & B AUTO PARTS
STARK'S AUTO PARTS
SARATOGA SPRINGS PUBLIC PARKING STREET GARAGE
MANHOLE RIM=260.64 INV 12" HDPE=251.04 INV 12" HDPE=250.74
LTMW-01 TOC=273.41
LTMW-02 TOC=267.78
LTMW-03 TOC=269.36
LTMW-04 TOC=266.93
LTMW-05 TOC=262.57
LTMW-6A TOC=265.41
LTMW-6 RIM=262.75
LTMW-7 RIM=263.12
LTMW-8 RIM=262.79
LTMW-9 RIM=261.98
LTMW-10 RIM=261.55
LTMW-11 TOC=265.54
LTMW-12 TOC=268.10
LTMW-13 TOC=269.44
LTMW-14 TOC=268.08
LTMW-15 TOC=263.72
LTMP-01 TOC=271.75
LTMP-02 TOC=272.19
LTMP-03 TOC=268.20
LTMP-04 TOC=265.73
LTMP-05 TOC=262.53
LTMP-06 TOC=265.09
LTMP-2A TOC=266.62
LTMP-12 TOC=267.41
LTMP-13 TOC=268.23
LTMP-14 TOC=267.65
LTMP-15 TOC=263.32
PW-1
PW-2
PW-3
PW-4
PW-5
DW1
DW2
DW3
DW4
DW5
DW6
DW7
SHEETING EL=268.02
SHEETING EL=263.57
SHEETING EL=262.85
SHEETING EL=266.24
SHEETING EL=268.53
SHEETING EL=267.13
SHEETING EL=269.40
SHEETING EL=267.86
SHEETING EL=265.97
MW-EPA-01
MW-EPA-02
MW-EPA-03
MW-EPA-04
MW-EPA-05
MW-EPA-06
MW-EPA-07
MW-EPA-08
MW-EPA-09
MW-EPA-10
MW-EPA-11
MW-EPA-12
MW-EPA-13
MW-EPA-14
MW-EPA-15
MW-EPA-16
MW-EPA-17
MW-EPA-18
MW-EPA-19
MW-EPA-20
MW-EPA-21
MW-EPA-22
MW-EPA-23
MW-EPA-24
MW-EPA-25
MW-EPA-26
MW-EPA-27
MW-EPA-28
MW-EPA-29
MW-EPA-30
MW-EPA-31
MW-EPA-32
MW-EPA-33
MW-EPA-34
MW-EPA-35
MW-EPA-36
MW-EPA-37
MW-EPA-38
MW-EPA-39
MW-EPA-40
MW-EPA-41
MW-EPA-42
MW-EPA-43
MW-EPA-44
MW-EPA-45
MW-EPA-46
MW-EPA-47
MW-EPA-48
MW-EPA-49
MW-EPA-50
MW-EPA-51
MW-EPA-52
MW-EPA-53
MW-EPA-54
MW-EPA-55
MW-EPA-56
MW-EPA-57
MW-EPA-58
MW-EPA-59
MW-EPA-60
MW-EPA-61
MW-EPA-62
MW-EPA-63
MW-EPA-64
MW-EPA-65
MW-EPA-66
MW-EPA-67
MW-EPA-68
MW-EPA-69
MW-EPA-70
MW-EPA-71
MW-EPA-72
MW-EPA-73
MW-EPA-74
MW-EPA-75
MW-EPA-76
MW-EPA-77
MW-EPA-78
MW-EPA-79
MW-EPA-80
MW-EPA-81
MW-EPA-82
MW-EPA-83
MW-EPA-84
MW-EPA-85
MW-EPA-86
MW-EPA-87
MW-EPA-88
MW-EPA-89
MW-EPA-90
MW-EPA-91
MW-EPA-92
MW-EPA-93
MW-EPA-94
MW-EPA-95
MW-EPA-96
MW-EPA-97
MW-EPA-98
MW-EPA-99
MW-EPA-100
MW-EPA-101
MW-EPA-102
MW-EPA-103
MW-EPA-104
MW-EPA-105
MW-EPA-106
MW-EPA-107
MW-EPA-108
MW-EPA-109
MW-EPA-110
MW-EPA-111
MW-EPA-112
MW-EPA-113
MW-EPA-114
MW-EPA-115
MW-EPA-116
MW-EPA-117
MW-EPA-118
MW-EPA-119
MW-EPA-120
MW-EPA-121
MW-EPA-122
MW-EPA-123
MW-EPA-124
MW-EPA-125
MW-EPA-126
MW-EPA-127
MW-EPA-128
MW-EPA-129
MW-EPA-130
MW-EPA-131
MW-EPA-132
MW-EPA-133
MW-EPA-134
MW-EPA-135
MW-EPA-136
MW-EPA-137
MW-EPA-138
MW-EPA-139
MW-EPA-140
MW-EPA-141
MW-EPA-142
MW-EPA-143
MW-EPA-144
MW-EPA-145
MW-EPA-146
MW-EPA-147
MW-EPA-148
MW-EPA-149
MW-EPA-150
MW-EPA-151
MW-EPA-152
MW-EPA-153
MW-EPA-154
MW-EPA-155
MW-EPA-156
MW-EPA-157
MW-EPA-158
MW-EPA-159
MW-EPA-160
MW-EPA-161
MW-EPA-162
MW-EPA-163
MW-EPA-164
MW-EPA-165
MW-EPA-166
MW-EPA-167
MW-EPA-168
MW-EPA-169
MW-EPA-170
MW-EPA-171
MW-EPA-172
MW-EPA-173
MW-EPA-174
MW-EPA-175
MW-EPA-176
MW-EPA-177
MW-EPA-178
MW-EPA-179
MW-EPA-180
MW-EPA-181
MW-EPA-182
MW-EPA-183
MW-EPA-184
MW-EPA-185
MW-EPA-186
MW-EPA-187
MW-EPA-188
MW-EPA-189
MW-EPA-190
MW-EPA-191
MW-EPA-192
MW-EPA-193
MW-EPA-194
MW-EPA-195
MW-EPA-196
MW-EPA-197
MW-EPA-198
MW-EPA-199
MW-EPA-200
MW-EPA-201
MW-EPA-202
MW-EPA-203
MW-EPA-204
MW-EPA-205
MW-EPA-206
MW-EPA-207
MW-EPA-208
MW-EPA-209
MW-EPA-210
MW-EPA-211
MW-EPA-212
MW-EPA-213
MW-EPA-214
MW-EPA-215
MW-EPA-216
MW-EPA-217
MW-EPA-218
MW-EPA-219
MW-EPA-220
MW-EPA-221
MW-EPA-222
MW-EPA-223
MW-EPA-224
MW-EPA-225
MW-EPA-226
MW-EPA-227
MW-EPA-228
MW-EPA-229
MW-EPA-230
MW-EPA-231
MW-EPA-232
MW-EPA-233
MW-EPA-234
MW-EPA-235
MW-EPA-236
MW-EPA-237
MW-EPA-238
MW-EPA-239
MW-EPA-240
MW-EPA-241
MW-EPA-242
MW-EPA-243
MW-EPA-244
MW-EPA-245
MW-EPA-246
MW-EPA-247
MW-EPA-248
MW-EPA-249
MW-EPA-250
MW-EPA-251
MW-EPA-252
MW-EPA-253
MW-EPA-254
MW-EPA-255
MW-EPA-256
MW-EPA-257
MW-EPA-258
MW-EPA-259
MW-EPA-260
MW-EPA-261
MW-EPA-262
MW-EPA-263
MW-EPA-264
MW-EPA-265
MW-EPA-266
MW-EPA-267
MW-EPA-268
MW-EPA-269
MW-EPA-270
MW-EPA-271
MW-EPA-272
MW-EPA-273
MW-EPA-274
MW-EPA-275
MW-EPA-276
MW-EPA-277
MW-EPA-278
MW-EPA-279
MW-EPA-280
MW-EPA-281
MW-EPA-282
MW-EPA-283
MW-EPA-284
MW-EPA-285
MW-EPA-286
MW-EPA-287
MW-EPA-288
MW-EPA-289
MW-EPA-290
MW-EPA-291
MW-EPA-292
MW-EPA-293
MW-EPA-294
MW-EPA-295
MW-EPA-296
MW-EPA-297
MW-EPA-298
MW-EPA-299
MW-EPA-300
MW-EPA-301
MW-EPA-302
MW-EPA-303
MW-EPA-304
MW-EPA-305
MW-EPA-306
MW-EPA-307
MW-EPA-308
MW-EPA-309
MW-EPA-310
MW-EPA-311
MW-EPA-312
MW-EPA-313
MW-EPA-314
MW-EPA-315
MW-EPA-316
MW-EPA-317
MW-EPA-318
MW-EPA-319
MW-EPA-320
MW-EPA-321
MW-EPA-322
MW-EPA-323
MW-EPA-324
MW-EPA-325
MW-EPA-326
MW-EPA-327
MW-EPA-328
MW-EPA-329
MW-EPA-330
MW-EPA-331
MW-EPA-332
MW-EPA-333
MW-EPA-334
MW-EPA-335
MW-EPA-336
MW-EPA-337
MW-EPA-338
MW-EPA-339
MW-EPA-340
MW-EPA-341
MW-EPA-342
MW-EPA-343
MW-EPA-344
MW-EPA-345
MW-EPA-346
MW-EPA-347
MW-EPA-348
MW-EPA-349
MW-EPA-350
MW-EPA-351
MW-EPA-352
MW-EPA-353
MW-EPA-354
MW-EPA-355
MW-EPA-356
MW-EPA-357
MW-EPA-358
MW-EPA-359
MW-EPA-360
MW-EPA-361
MW-EPA-362
MW-EPA-363
MW-EPA-364
MW-EPA-365
MW-EPA-366
MW-EPA-367
MW-EPA-368
MW-EPA-369
MW-EPA-370
MW-EPA-371
MW-EPA-372
MW-EPA-373
MW-EPA-374
MW-EPA-375
MW-EPA-376
MW-EPA-377
MW-EPA-378
MW-EPA-379
MW-EPA-380
MW-EPA-381
MW-EPA-382
MW-EPA-383
MW-EPA-384
MW-EPA-385
MW-EPA-386
MW-EPA-387
MW-EPA-388
MW-EPA-389
MW-EPA-390
MW-EPA-391
MW-EPA-392
MW-EPA-393
MW-EPA-394
MW-EPA-395
MW-EPA-396
MW-EPA-397
MW-EPA-398
MW-EPA-399
MW-EPA-400
MW-EPA-401
MW-EPA-402
MW-EPA-403
MW-EPA-404
MW-EPA-405
MW-EPA-406
MW-EPA-407
MW-EPA-408
MW-EPA-409
MW-EPA-410
MW-EPA-411
MW-EPA-412
MW-EPA-413
MW-EPA-414
MW-EPA-415
MW-EPA-416
MW-EPA-417
MW-EPA-418
MW-EPA-419
MW-EPA-420
MW-EPA-421
MW-EPA-422
MW-EPA-423
MW-EPA-424
MW-EPA-425
MW-EPA-426
MW-EPA-427
MW-EPA-428
MW-EPA-429
MW-EPA-430
MW-EPA-431
MW-EPA-432
MW-EPA-433
MW-EPA-434
MW-EPA-435
MW-EPA-436
MW-EPA-437
MW-EPA-438
MW-EPA-439
MW-EPA-440
MW-EPA-441
MW-EPA-442
MW-EPA-443
MW-EPA-444
MW-EPA-445
MW-EPA-446
MW-EPA-447
MW-EPA-448
MW-EPA-449
MW-EPA-450
MW-EPA-451
MW-EPA-452
MW-EPA-453
MW-EPA-454
MW-EPA-455
MW-EPA-456
MW-EPA-457
MW-EPA-458
MW-EPA-459
MW-EPA-460
MW-EPA-461
MW-EPA-462
MW-EPA-463
MW-EPA-464
MW-EPA-465
MW-EPA-466
MW-EPA-467
MW-EPA-468
MW-EPA-469
MW-EPA-470
MW-EPA-471
MW-EPA-472
MW-EPA-473
MW-EPA-474
MW-EPA-475
MW-EPA-476
MW-EPA-477
MW-EPA-478
MW-EPA-479
MW-EPA-480
MW-EPA-481
MW-EPA-482
MW-EPA-483
MW-EPA-484
MW-EPA-485
MW-EPA-486
MW-EPA-487
MW-EPA-488
MW-EPA-489
MW-EPA-490
MW-EPA-491
MW-EPA-492
MW-EPA-493
MW-EPA-494
MW-EPA-495
MW-EPA-496
MW-EPA-497
MW-EPA-498
MW-EPA-499
MW-EPA-500
MW-EPA-501
MW-EPA-502
MW-EPA-503
MW-EPA-504
MW-EPA-505
MW-EPA-506
MW-EPA-507
MW-EPA-508
MW-EPA-509
MW-EPA-510
MW-EPA-511
MW-EPA-512
MW-EPA-513
MW-EPA-514
MW-EPA-515
MW-EPA-516
MW-EPA-517
MW-EPA-518
MW-EPA-519
MW-EPA-520
MW-EPA-521
MW-EPA-522
MW-EPA-523
MW-EPA-524
MW-EPA-525
MW-EPA-526
MW-EPA-527
MW-EPA-528
MW-EPA-529
MW-EPA-530
MW-EPA-531
MW-EPA-532
MW-EPA-533
MW-EPA-534
MW-EPA-535
MW-EPA-536
MW-EPA-537
MW-EPA-538
MW-EPA-539
MW-EPA-540
MW-EPA-541
MW-EPA-542
MW-EPA-543
MW-EPA-544
MW-EPA-545
MW-EPA-546
MW-EPA-547
MW-EPA-548
MW-EPA-549
MW-EPA-550
MW-EPA-551
MW-EPA-552
MW-EPA-553
MW-EPA-554
MW-EPA-555
MW-EPA-556
MW-EPA-557
MW-EPA-558
MW-EPA-559
MW-EPA-560
MW-EPA-561
MW-EPA-562
MW-EPA-563
MW-EPA-564
MW-EPA-565
MW-EPA-566
MW-EPA-567
MW-EPA-568
MW-EPA-569
MW-EPA-570
MW-EPA-571
MW-EPA-572
MW-EPA-573
MW-EPA-574
MW-EPA-575
MW-EPA-576
MW-EPA-577
MW-EPA-578
MW-EPA-579
MW-EPA-580
MW-EPA-581
MW-EPA-582
MW-EPA-583
MW-EPA-584
MW-EPA-585
MW-EPA-586
MW-EPA-587
MW-EPA-588
MW-EPA-589
MW-EPA-590
MW-EPA-591
MW-EPA-592
MW-EPA-593
MW-EPA-594
MW-EPA-595
MW-EPA-596
MW-EPA-597
MW-EPA-598
MW-EPA-599
MW-EPA-600
MW-EPA-601
MW-EPA-602
MW-EPA-603
MW-EPA-604
MW-EPA-605
MW-EPA-606
MW-EPA-607
MW-EPA-608
MW-EPA-609
MW-EPA-610
MW-EPA-611
MW-EPA-612
MW-EPA-613
MW-EPA-614
MW-EPA-615
MW-EPA-616
MW-EPA-617
MW-EPA-618
MW-EPA-619
MW-EPA-620
MW-EPA-621
MW-EPA-622
MW-EPA-623
MW-EPA-624
MW-EPA-625
MW-EPA-626
MW-EPA-627
MW-EPA-628
MW-EPA-629
MW-EPA-630
MW-EPA-631
MW-EPA-632
MW-EPA-633
MW-EPA-634
MW-EPA-635
MW-EPA-636
MW-EPA-637
MW-EPA-638
MW-EPA-639
MW-EPA-640
MW-EPA-641
MW-EPA-642
MW-EPA-643
MW-EPA-644
MW-EPA-645
MW-EPA-646
MW-EPA-647
MW-EPA-648
MW-EPA-649
MW-EPA-650
MW-EPA-651
MW-EPA-652
MW-EPA-653
MW-EPA-654
MW-EPA-655
MW-EPA-656
MW-EPA-657
MW-EPA-658
MW-EPA-659
MW-EPA-660
MW-EPA-661
MW-EPA-662
MW-EPA-663
MW-EPA-664
MW-EPA-665
MW-EPA-666
MW-EPA-667
MW-EPA-668
MW-EPA-669
MW-EPA-670
MW-EPA-671
MW-EPA-672
MW-EPA-673
MW-EPA-674
MW-EPA-675
MW-EPA-676
MW-EPA-677
MW-EPA-678
MW-EPA-679
MW-EPA-680
MW-EPA-681
MW-EPA-682
MW-EPA-683
MW-EPA-684
MW-EPA-685
MW-EPA-686
MW-EPA-687
MW-EPA-688
MW-EPA-689
MW-EPA-690
MW-EPA-691
MW-EPA-692
MW-EPA-693
MW-EPA-694
MW-EPA-695
MW-EPA-696
MW-EPA-697
MW-EPA-698
MW-EPA-699
MW-EPA-700
MW-EPA-701
MW-EPA-702
MW-EPA-703
MW-EPA-704
MW-EPA-705
MW-EPA-706
MW-EPA-707
MW-EPA-708
MW-EPA-709
MW-EPA-710
MW-EPA-711
MW-EPA-712
MW-EPA-713
MW-EPA-714
MW-EPA-715
MW-EPA-716
MW-EPA-717
MW-EPA-718
MW-EPA-719
MW-EPA-720
MW-EPA-721
MW-EPA-722
MW-EPA-723
MW-EPA-724
MW-EPA-725
MW-EPA-726
MW-EPA-727
MW-EPA-728
MW-EPA-729
MW-EPA-730
MW-EPA-731
MW-EPA-732
MW-EPA-733
MW-EPA-734
MW-EPA-735
MW-EPA-736
MW-EPA-737
MW-EPA-738
MW-EPA-739
MW-EPA-740
MW-EPA-741
MW-EPA-742
MW-EPA-743
MW-EPA-744
MW-EPA-745
MW-EPA-746
MW-EPA-747
MW-EPA-748
MW-EPA-749
MW-EPA-750
MW-EPA-751
MW-EPA-752
MW-EPA-753
MW-EPA-754
MW-EPA-755
MW-EPA-756
MW-EPA-757
MW-EPA-758
MW-EPA-759
MW-EPA-760
MW-EPA-761
MW-EPA-762
MW-EPA-763
MW-EPA-764
MW-EPA-765
MW-EPA-766
MW-EPA-767
MW-EPA-768
MW-EPA-769
MW-EPA-770
MW-EPA-771
MW-EPA-772
MW-EPA-773
MW-EPA-774
MW-EPA-775
MW-EPA-776
MW-EPA-777
MW-EPA-778
MW-EPA-779
MW-EPA-780
MW-EPA-781
MW-EPA-782
MW-EPA-783
MW-EPA-784
MW-EPA-785
MW-EPA-786
MW-EPA-787
MW-EPA-788
MW-EPA-789
MW-EPA-790
MW-EPA-791
MW-EPA-792
MW-EPA-793
MW-EPA-794
MW-EPA-795
MW-EPA-796
MW-EPA-797
MW-EPA-798
MW-EPA-799
MW-EPA-800
MW-EPA-801
MW-EPA-802
MW-EPA-803
MW-EPA-804
MW-EPA-805
MW-EPA-806
MW-EPA-807
MW-EPA-808
MW-EPA-809
MW-EPA-810
MW-EPA-811
MW-EPA-812
MW-EPA-813
MW-EPA-814
MW-EPA-815
MW-EPA-816
MW-EPA-817
MW-EPA-818
MW-EPA-819
MW-EPA-820
MW-EPA-821
MW-EPA-822
MW-EPA-823
MW-EPA-824
MW-EPA-825
MW-EPA-826
MW-EPA-827
MW-EPA-828
MW-EPA-829
MW-EPA-830
MW-EPA-831
MW-EPA-832
MW-EPA-833
MW-EPA-834
MW-EPA-835
MW-EPA-836
MW-EPA-837
MW-EPA-838
MW-EPA-839
MW-EPA-840
MW-EPA-841
MW-EPA-842
MW-EPA-843
MW-EPA-844
MW-EPA-845
MW-EPA-846
MW-EPA-847
MW-EPA-848
MW-EPA-849
MW-EPA-850
MW-EPA-851
MW-EPA-852
MW-EPA-853
MW-EPA-854
MW-EPA-855
MW-EPA-856
MW-EPA-857
MW-EPA-858
MW-EPA-859
MW-EPA-860
MW-EPA-861
MW-EPA-862
MW-EPA-863
MW-EPA-864
MW-EPA-865
MW-EPA-866
MW-EPA-867
MW-EPA-868
MW-EPA-869
MW-EPA-870
MW-EPA-871
MW-EPA-872
MW-EPA-873
MW-EPA-874
MW-EPA-875
MW-EPA-876
MW-EPA-877
MW-EPA-878
MW-EPA-879
MW-EPA-880
MW-EPA-881
MW-EPA-882
MW-EPA-883
MW-EPA-884
MW-EPA-885
MW-EPA-886
MW-EPA-887
MW-EPA-888
MW-EPA-889
MW-EPA-890
MW-EPA-891
MW-EPA-892
MW-EPA-893
MW-EPA-894
MW-EPA-895
MW-EPA-896
MW-EPA-897
MW-EPA-898
MW-EPA-899
MW-EPA-900
MW-EPA-901
MW-EPA-902
MW-EPA-903
MW-EPA-904
MW-EPA-905
MW-EPA-906
MW-EPA-907
MW-EPA-908
MW-EPA-909
MW-EPA-910
MW-EPA-911
MW-EPA-912
MW-EPA-913
MW-EPA-914
MW-EPA-915
MW-EPA-916
MW-EPA-917
MW-EPA-918
MW-EPA-919
MW-EPA-920
MW-EPA-921
MW-EPA-922
MW-EPA-923
MW-EPA-924
MW-EPA-925
MW-EPA-926
MW-EPA-927
MW-EPA-928
MW-EPA-929
MW-EPA-930
MW-EPA-931
MW-EPA-932
MW-EPA-933
MW-EPA-934
MW-EPA-935
MW-EPA-936
MW-EPA-937
MW-EPA-938
MW-EPA-939
MW-EPA-940
MW-EPA-941
MW-EPA-942
MW-EPA-943
MW-EPA-944
MW-EPA-945
MW-EPA-946
MW-EPA-947
MW-EPA-948
MW-EPA-949
MW-EPA-950
MW-EPA-951
MW-EPA-952
MW-EPA-953
MW-EPA-954
MW-EPA-955
MW-EPA-956
MW-EPA-957
MW-EPA-958
MW-EPA-959
MW-EPA-960
MW-EPA-961
MW-EPA-962
MW-EPA-963
MW-EPA-964
MW-EPA-965
MW-EPA-966
MW-EPA-967
MW-EPA-968
MW-EPA-969
MW-EPA-970
MW-EPA-971
MW-EPA-972
MW-EPA-973
MW-EPA-974
MW-EPA-975
MW-EPA-976
MW-EPA-977
MW-EPA-978
MW-EPA-979
MW-EPA-980
MW-EPA-981
MW-EPA-982
MW-EPA-983
MW-EPA-984
MW-EPA-985
MW-EPA-986
MW-EPA-987
MW-EPA-988
MW-EPA-989
MW-EPA-990
MW-EPA-991
MW-EPA-992
MW-EPA-993
MW-EPA-994
MW-EPA-995
MW-EPA-996
MW-EPA-997
MW-EPA-998
MW-EPA-999
MW-EPA-1000

LEGEND

- PROPERTY BOUNDARY
- CHAIN LINK FENCE
- STEEL SHEETING
- LIMITS OF HEAVY-DUTY WATER-TIGHT STEEL SHEETING BARRIER WALL
- CATCH BASIN
- UTILITY POLE
- PIEZOMETER
- MANHOLE
- DW DNAPL EXTRACTION WELL
- GROUNDWATER EXTRACTION WELL
- LONG-TERM MONITORING WELL
- EXISTING MONITORING WELL
- DESTROYED MONITORING WELL

Site Map

National Grid
43 Excelsior Avenue
Saratoga Springs, New York

Drawn M.H.
Designed R.K.
Approved

Date 04/16/25
Figure 2C

Scale In Feet
0 120

Groundwater & Environmental Services, Inc.

LEGEND

- PROPERTY BOUNDARY
- FENCE
- STEEL SHEETING
- HEAVY DUTY WATER TIGHT STEEL SHEETING

NEW YORK ROUTE 50

EAST AVE.

COVELL AVE.

NEW YORK ROUTE 50

NEW YORK ROUTE 50

HISTORICAL ROUND HOUSE

DENSE TREES

SHEETING EL=268.02

SHEETING EL=263.57

LTMP-14
TOC=267.65

LTMW-14
TOC=268.08

PW-4

EAST AVE.

LTMW-15
TOC=263.72

DENSE TREES & BRUSH

PILES

DENSE VEGETATION

LTMP-15
TOC=263.32

PW-3

LTMP-05
TOC=262.53

EXISTING BRICK BUILDING

SUB-STATION

PILES

SHEETING EL=266.24

SHEETING EL= 262.57

PW-2

LTMP-04
TOC=265.73

LTMW-05
TOC=262.57

SHEETING EL=268.53

LTMP-03
TOC=268.20

LTMW-04
TOC=266.93

GATE

WATER TREATMENT BUILDING

SHEETING EL=267.13

DENSE TREES

HOTEL

LTMW-13
TOC=269.44

SHEETING EL=269.40

LTMP-13
TOC=268.23

LTMW-03
TOC= 269.36

STARK'S AUTO PARTS

BANQUET FACILITY (NOT SURVEYED)

LTMP-12
TOC=267.41

SHEETING EL=267.86

LTMW-12
TOC=268.10

EXISTING BANQUET FACILITY

PW-5

GATE

PW-1

LTMP-2A
TOC=266.62

LTMW-02
TOC=267.76

EXCELSIOR AVE.

SARATOGA SPRINGS PUBLIC STREET GARAGE

FIRESTONE

J & B AUTO PARTS

DENSE TREES

LTMP-11
TOC=265.54

SHEETING EL=265.97

EPA-MW-02
TOC=264.98

GATE

OLD RED SPRINGS

M:\Graphics\0600-Syracuse\Misc\National Grid\Saratoga Springs (Excelsior)\Saratoga Springs SM.dwg, Template SM-B100 (pairs), WShea

Containment Wall and Well Pairs

National Grid
43 Excelsior Avenue
Saratoga Springs, New York

Drawn
W.G.S.
Designed

Approved

Date
10/4/21
Figure
3

Scale In Feet
0 100

Groundwater & Environmental Services, Inc.

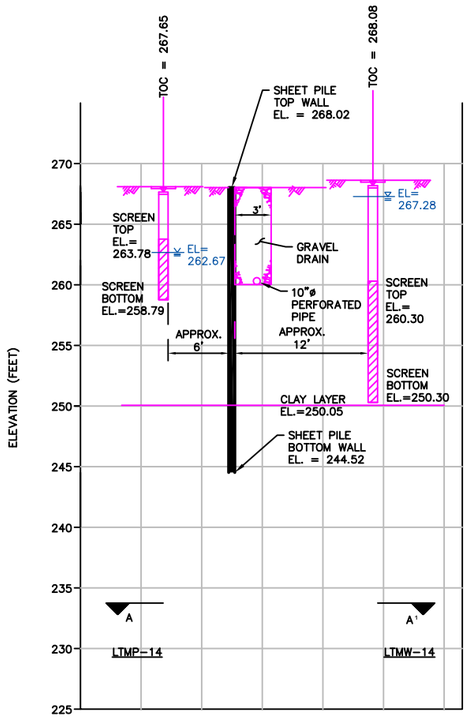

HORIZONTAL SCALE: NTS
VERTICAL SCALE: 1:5

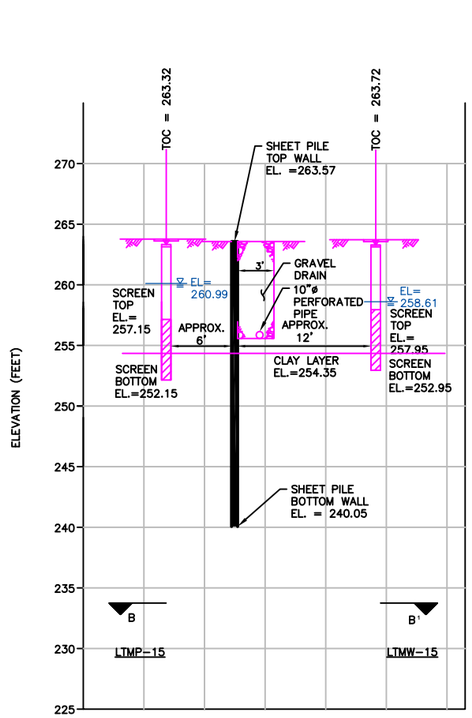

HORIZONTAL SCALE: NTS
VERTICAL SCALE: 1:5

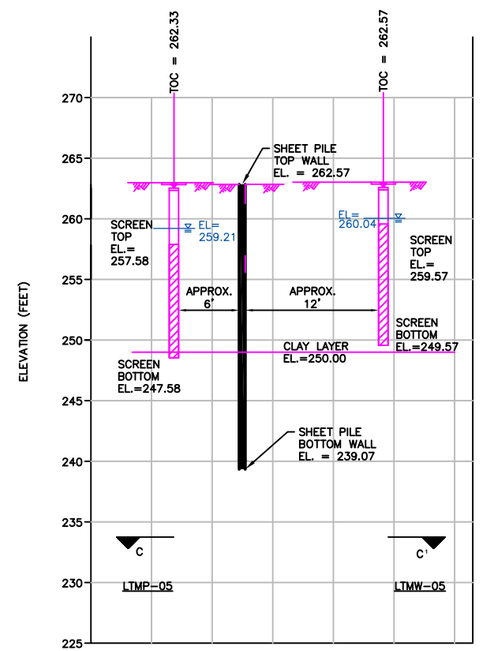

HORIZONTAL SCALE: NTS
VERTICAL SCALE: 1:5

LEGEND:

- WATER TABLE
- GRAVEL
- WELL SCREEN
- SHEET PILE WALL

ABBREVIATIONS:

EL.	ELEVATION
TOC	TOP OF CASING
NM	NOT MEASURED

No Flow Boundary Profiles
March 6, 2024

National Grid
43 Excelsior Avenue
Saratoga Springs, New York

Drawn J.D.B.
Designed R.K.
Approved

Date 03/14/24
Figure 4

Groundwater & Environmental Services, Inc.

N:\Graphics\Graphics\0600-Syracuse\Misc\National Grid\Saratoga Springs (Excelsior)\Saratoga Springs No flow profiles.dwg, A-C no flow, 3/14/2024 2:59:23 PM, jbarnard

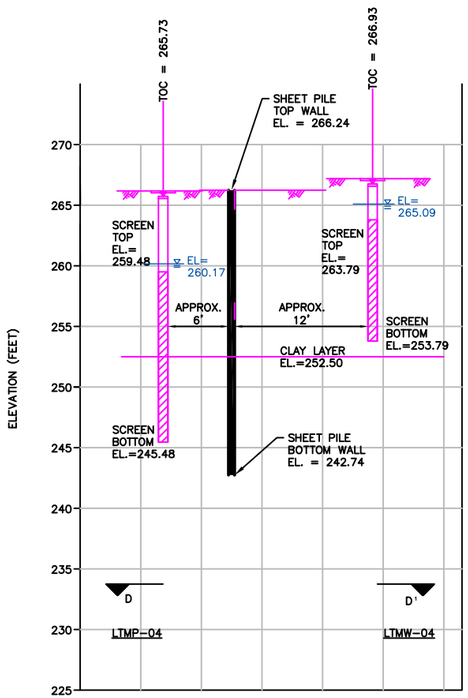

HORIZONTAL SCALE: NTS
VERTICAL SCALE: 1:5

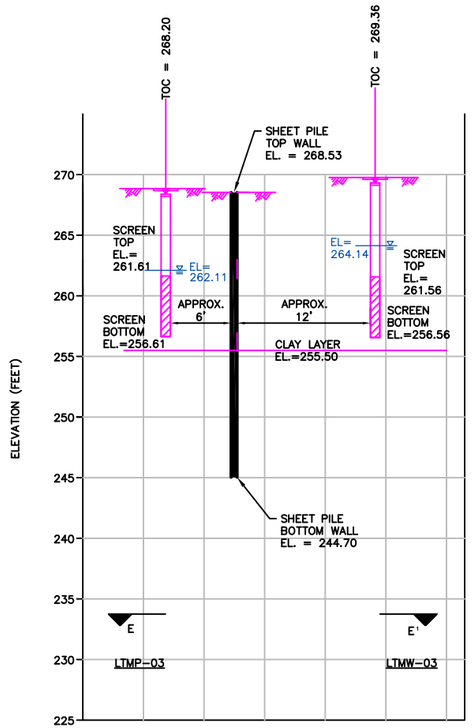

HORIZONTAL SCALE: NTS
VERTICAL SCALE: 1:5

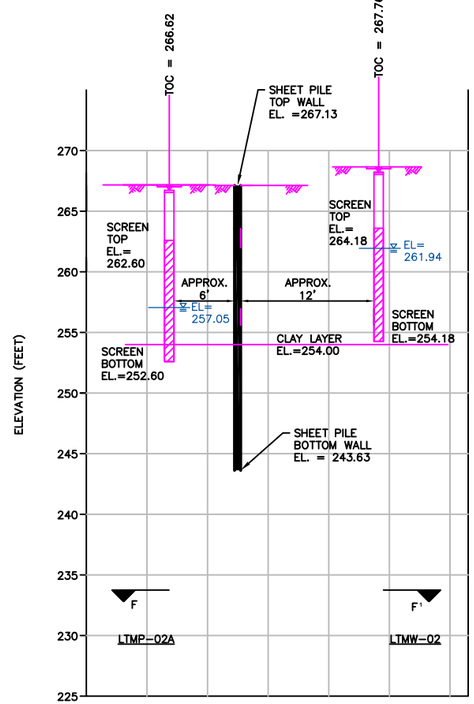

HORIZONTAL SCALE: NTS
VERTICAL SCALE: 1:5

LEGEND:

- WATER TABLE
- GRAVEL
- WELL SCREEN
- SHEET PILE WALL

ABBREVIATIONS:

EL.	ELEVATION
TOC	TOP OF CASING
NM	NOT MEASURED

No Flow Boundary Profiles
March 6, 2024

National Grid
43 Excelsior Avenue
Saratoga Springs, New York

Drawn J.D.B.
Designed R.K.
Approved

Date 03/14/24
Figure 5

Groundwater & Environmental Services, Inc.

N:\Graphics\Graphics\0600-Syracuse\Misc\National Grid\Saratoga Springs (Excelsior)\Saratoga Springs No flow profiles.dwg, D-F no flow, 3/14/2024 2:59:58 PM, jbarnard

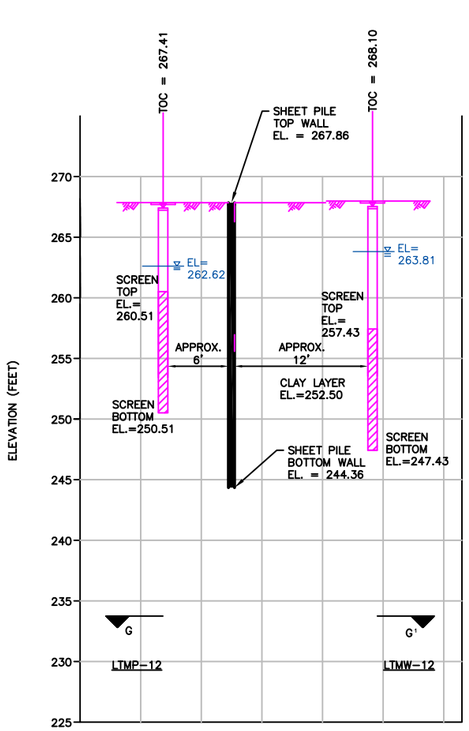

HORIZONTAL SCALE: NTS
VERTICAL SCALE: 1:5

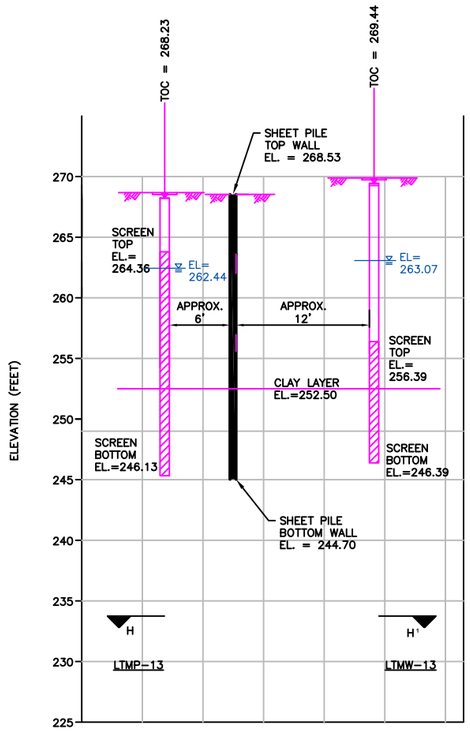

HORIZONTAL SCALE: NTS
VERTICAL SCALE: 1:5

LEGEND:

- WATER TABLE
- GRAVEL
- WELL SCREEN
- SHEET PILE WALL

ABBREVIATIONS:

EL.	ELEVATION
TOC	TOP OF CASING
NM	NOT MEASURED

No Flow Boundary Profiles
March 6, 2024

National Grid
43 Excelsior Avenue
Saratoga Springs, New York

Drawn
J.D.B.
Designed
R.K.
Approved

Date
03/14/24
Figure
6

Groundwater & Environmental Services, Inc.

N:\Graphics\Graphics\0600-Syracuse\Misc\National Grid\Saratoga Springs (Excelsior)\Saratoga Springs No flow profiles.dwg, G-H no flow, 3/14/2024 3:00:10 PM, jbarnard

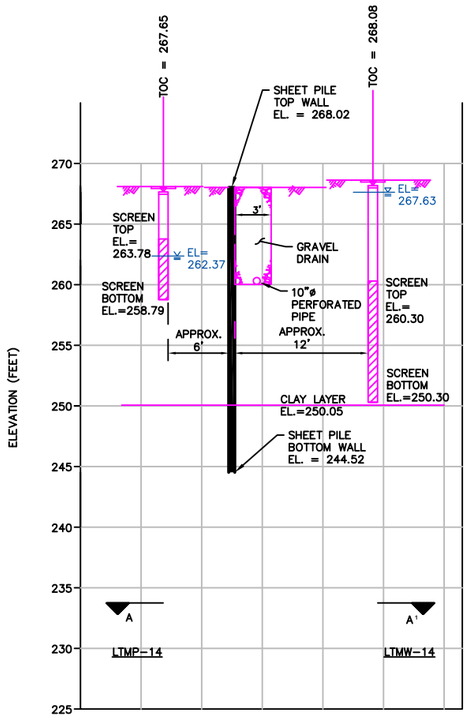

HORIZONTAL SCALE: NTS
VERTICAL SCALE: 1:5

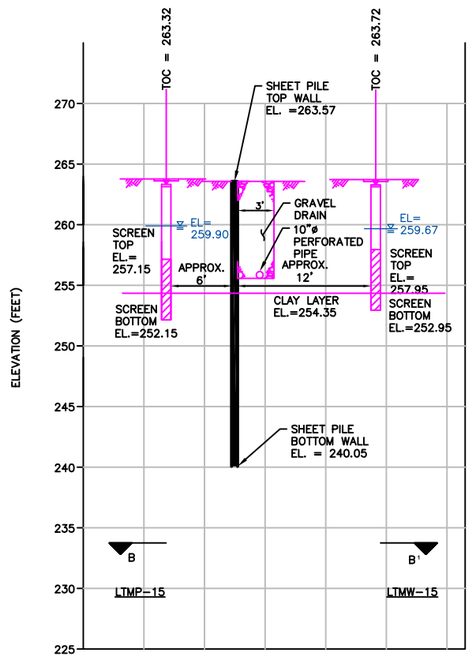

HORIZONTAL SCALE: NTS
VERTICAL SCALE: 1:5

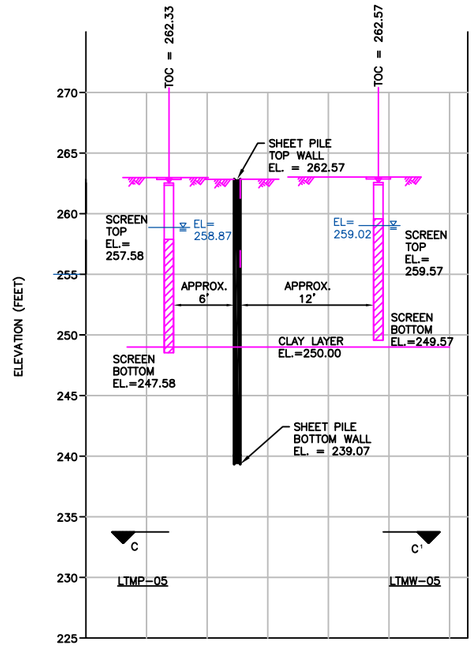

HORIZONTAL SCALE: NTS
VERTICAL SCALE: 1:5

LEGEND:

- WATER TABLE
- GRAVEL
- WELL SCREEN
- SHEET PILE WALL

ABBREVIATIONS:

EL.	ELEVATION
TOC	TOP OF CASING

No Flow Boundary Profiles
June 5, 2024

National Grid
43 Excelsior Avenue
Saratoga Springs, New York

Drawn M.H.
Designed R.K.
Approved

Date 11/13/24
Figure 7

Groundwater & Environmental Services, Inc.

N:\Graphics\Graphics\0600-Syracuse\Misc\National Grid\Saratoga Springs (Excelsior)\Saratoga Springs No flow profiles.dwg, A-C no flow, 11/13/2024 12:08:59 PM, mhollister

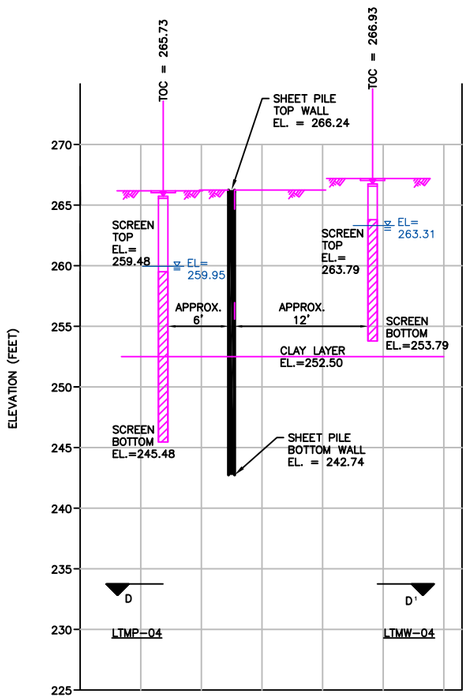

HORIZONTAL SCALE: NTS
VERTICAL SCALE: 1:5

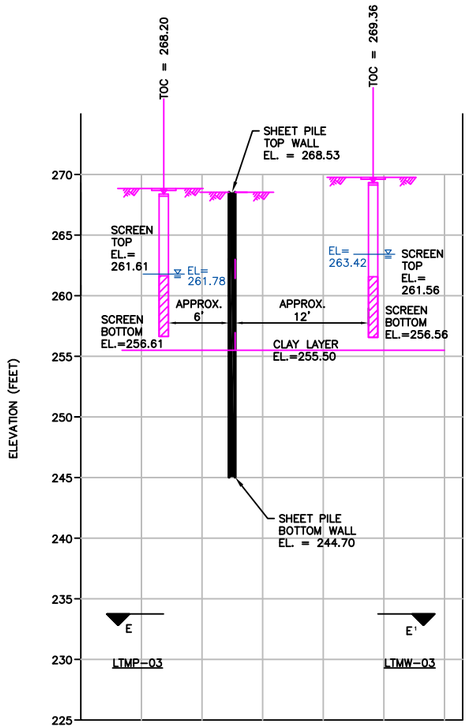

HORIZONTAL SCALE: NTS
VERTICAL SCALE: 1:5

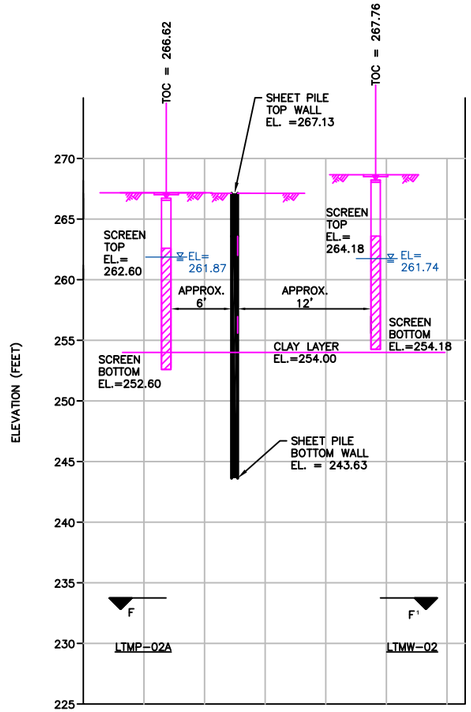

HORIZONTAL SCALE: NTS
VERTICAL SCALE: 1:5

LEGEND:

- WATER TABLE
- GRAVEL
- WELL SCREEN
- SHEET PILE WALL

ABBREVIATIONS:

EL.	ELEVATION
TOC	TOP OF CASING

No Flow Boundary Profiles
June 5, 2024

National Grid
43 Excelsior Avenue
Saratoga Springs, New York

Drawn
M.H.
Designed
R.K.
Approved

Date
11/13/24
Figure
8

Groundwater & Environmental Services, Inc.

N:\Graphics\Graphics\0600-Syracuse\Misc\National Grid\Saratoga Springs (Excelsior)\Saratoga Springs No flow profiles.dwg, D-F no flow, 11/13/2024 12:11:00 PM, mhollister

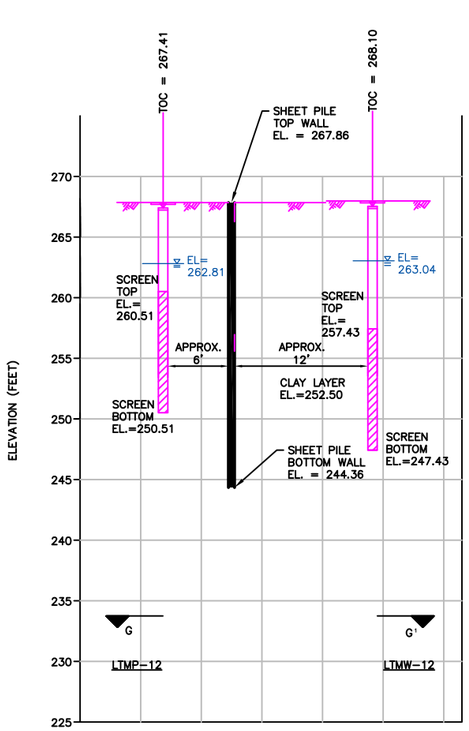

HORIZONTAL SCALE: NTS
VERTICAL SCALE: 1:5

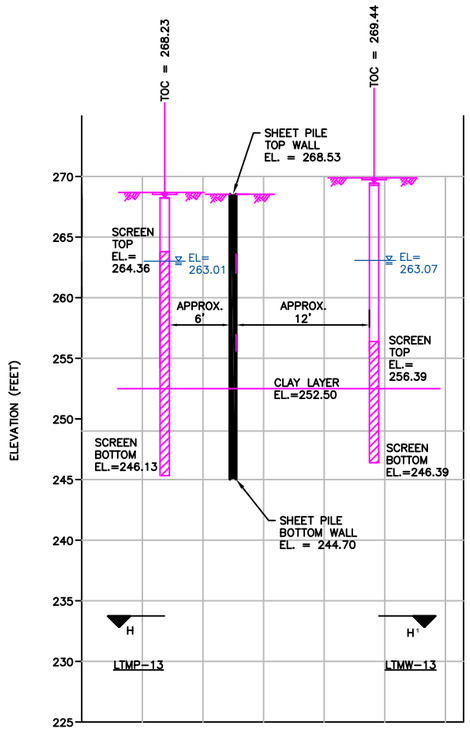

HORIZONTAL SCALE: NTS
VERTICAL SCALE: 1:5

LEGEND:

- WATER TABLE
- GRAVEL
- WELL SCREEN
- SHEET PILE WALL

ABBREVIATIONS:

EL.	ELEVATION
TOC	TOP OF CASING

No Flow Boundary Profiles
June 5, 2024

National Grid
43 Excelsior Avenue
Saratoga Springs, New York

Drawn M.H.
Designed R.K.
Approved

Date 11/13/24
Figure 9

Groundwater & Environmental Services, Inc.

N:\Graphics\Graphics\0600-Syracuse\Misc\National Grid\Saratoga Springs (Excelsior)\Saratoga Springs No flow profiles.dwg, G-H no flow, 11/13/2024 12:12:00 PM, mhollister

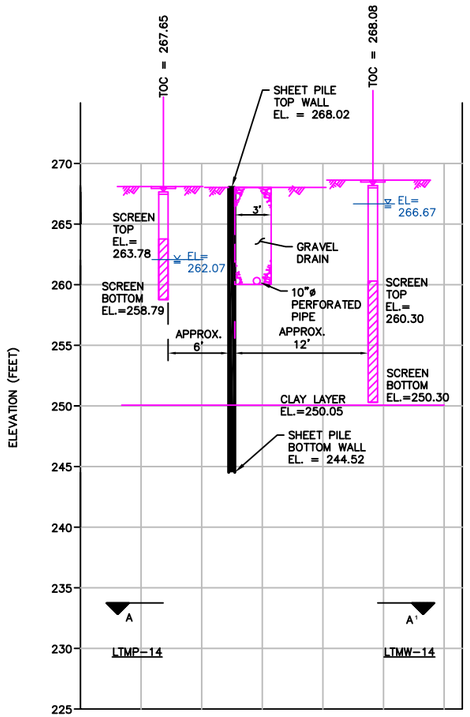

HORIZONTAL SCALE: NTS
VERTICAL SCALE: 1:5

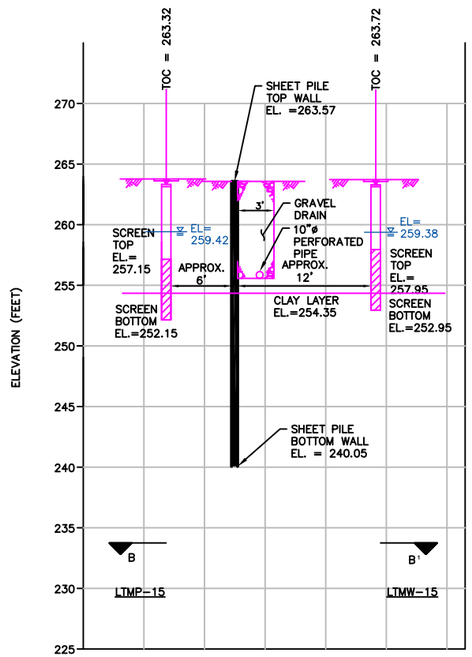

HORIZONTAL SCALE: NTS
VERTICAL SCALE: 1:5

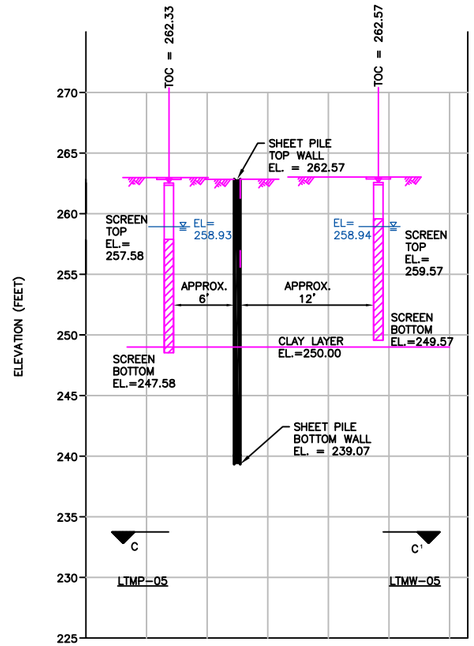

HORIZONTAL SCALE: NTS
VERTICAL SCALE: 1:5

LEGEND:

- WATER TABLE
- GRAVEL
- WELL SCREEN
- SHEET PILE WALL

ABBREVIATIONS:

EL.	ELEVATION
TOC	TOP OF CASING

No Flow Boundary Profiles
September 5, 2024

National Grid
43 Excelsior Avenue
Saratoga Springs, New York

Drawn
M.H.
Designed
R.K.
Approved

Date
11/13/24
Figure
10

Groundwater & Environmental Services, Inc.

N:\Graphics\Graphics\0600-Syracuse\Misc\National Grid\Saratoga Springs (Excelsior)\Saratoga Springs No flow profiles.dwg, A-C no flow, 11/13/2024 1:33:23 PM, mhollister

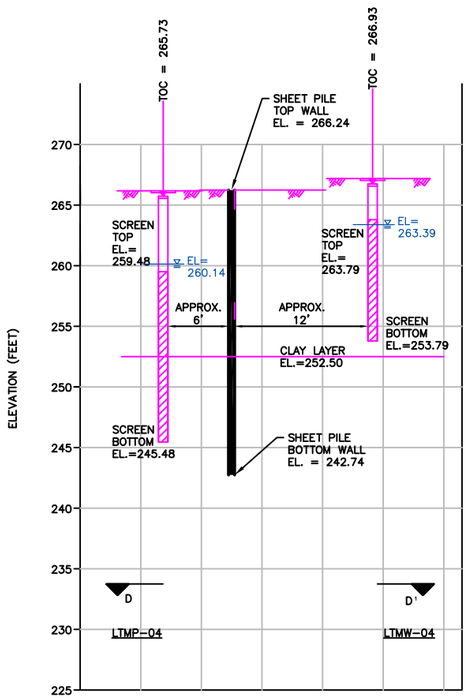

HORIZONTAL SCALE: NTS
VERTICAL SCALE: 1:5

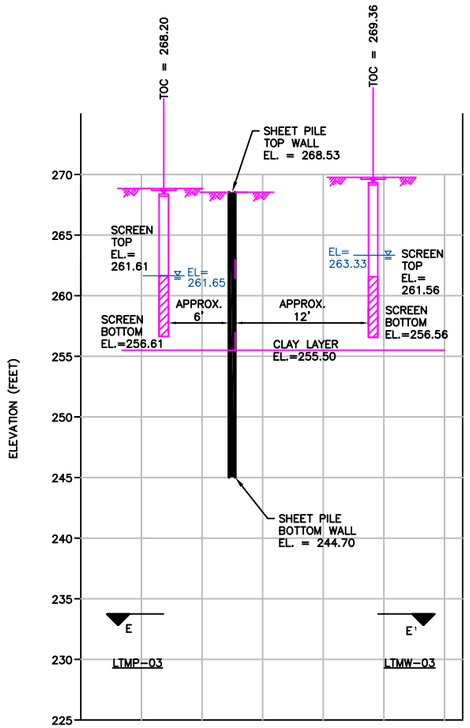

HORIZONTAL SCALE: NTS
VERTICAL SCALE: 1:5

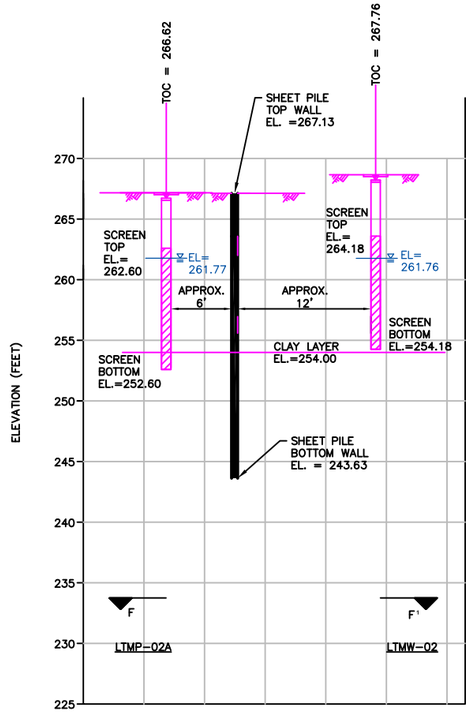

HORIZONTAL SCALE: NTS
VERTICAL SCALE: 1:5

LEGEND:

- WATER TABLE
- GRAVEL
- WELL SCREEN
- SHEET PILE WALL

ABBREVIATIONS:

EL.	ELEVATION
TOC	TOP OF CASING

No Flow Boundary Profiles
September 5, 2024

National Grid
43 Excelsior Avenue
Saratoga Springs, New York

Drawn
M.H.
Designed
R.K.
Approved

Date
11/13/24
Figure
11

Groundwater & Environmental Services, Inc.

N:\Graphics\Graphics\0600-Syracuse\Misc\National Grid\Saratoga Springs (Excelsior)\Saratoga Springs No flow profiles.dwg, D-F no flow, 11/13/2024 1:38:13 PM, mhollister

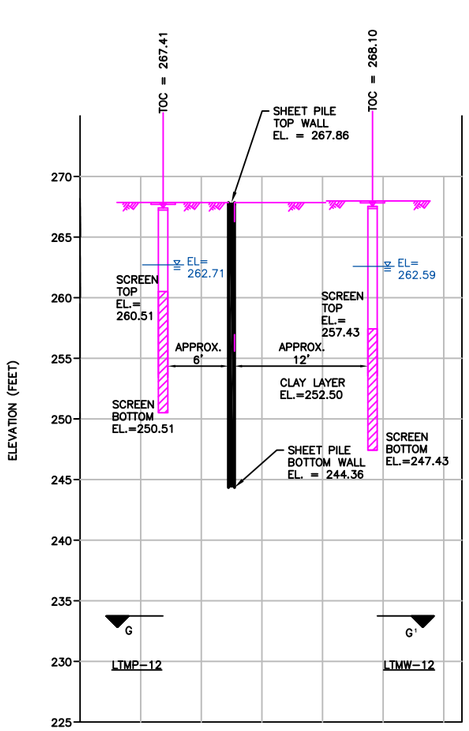

HORIZONTAL SCALE: NTS
VERTICAL SCALE: 1:5

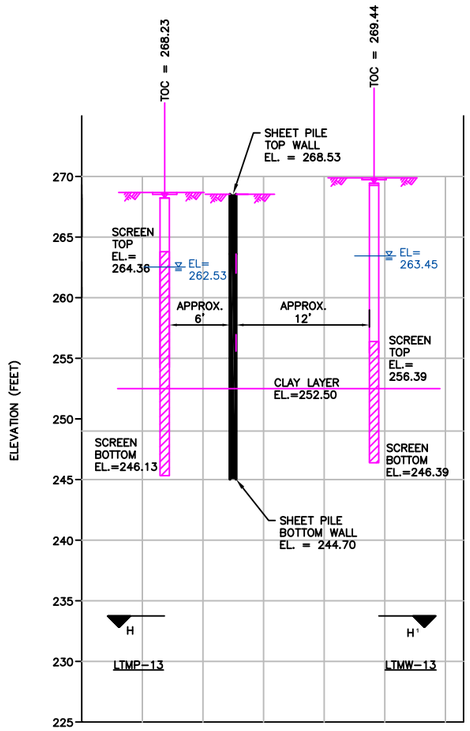

HORIZONTAL SCALE: NTS
VERTICAL SCALE: 1:5

LEGEND:

- WT — WATER TABLE
- GRAVEL
- WELL SCREEN
- SHEET PILE WALL

ABBREVIATIONS:

EL.	ELEVATION
TOC	TOP OF CASING

No Flow Boundary Profiles
September 5, 2024

National Grid
43 Excelsior Avenue
Saratoga Springs, New York

Drawn M.H.
Designed R.K.
Approved

Date 11/13/24
Figure 12

Groundwater & Environmental Services, Inc.

N:\Graphics\Graphics\0600-Syracuse\Misc\National Grid\Saratoga Springs (Excelsior)\Saratoga Springs No flow profiles.dwg, G-H no flow, 11/13/2024 1:39:55 PM, mhollister

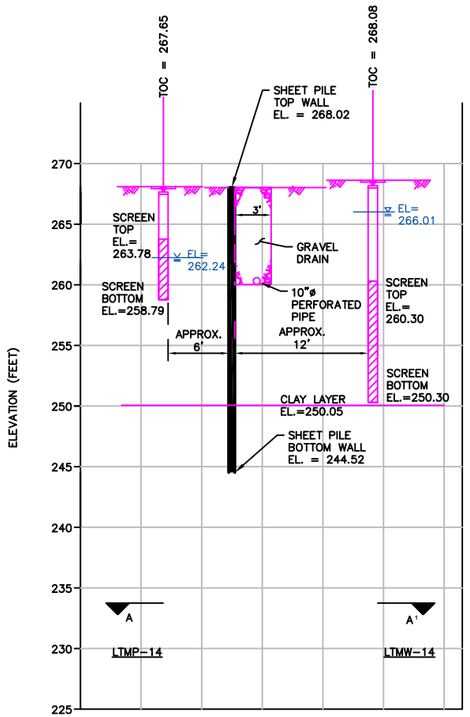

HORIZONTAL SCALE: NTS
VERTICAL SCALE: 1:5

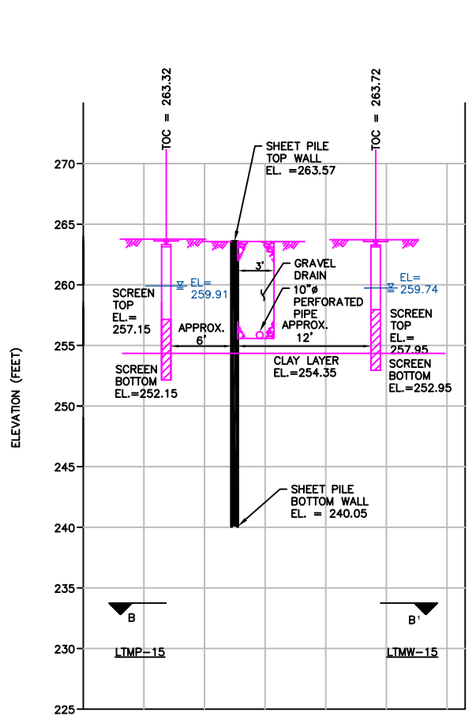

HORIZONTAL SCALE: NTS
VERTICAL SCALE: 1:5

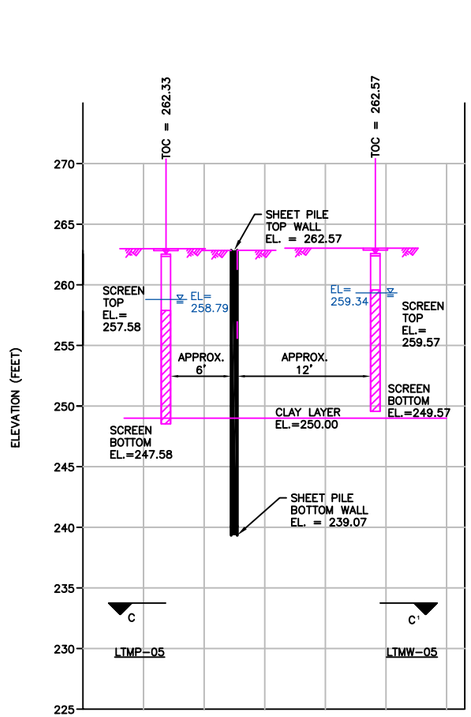

HORIZONTAL SCALE: NTS
VERTICAL SCALE: 1:5

LEGEND:

- WATER TABLE
- GRAVEL
- WELL SCREEN
- SHEET PILE WALL

ABBREVIATIONS:

EL.	ELEVATION
TOC	TOP OF CASING

No Flow Boundary Profiles
December 3, 2024

National Grid
43 Excelsior Avenue
Saratoga Springs, New York

Drawn
R.J.
Designed
R.K.
Approved

Date
01/06/25
Figure
13

Groundwater & Environmental Services, Inc.

N:\Graphics\Graphics\0600-Syracuse\Misc\National Grid\Saratoga Springs (Excelsior)\Saratoga Springs No flow profiles.dwg, A-C no flow, rajones, 1:1

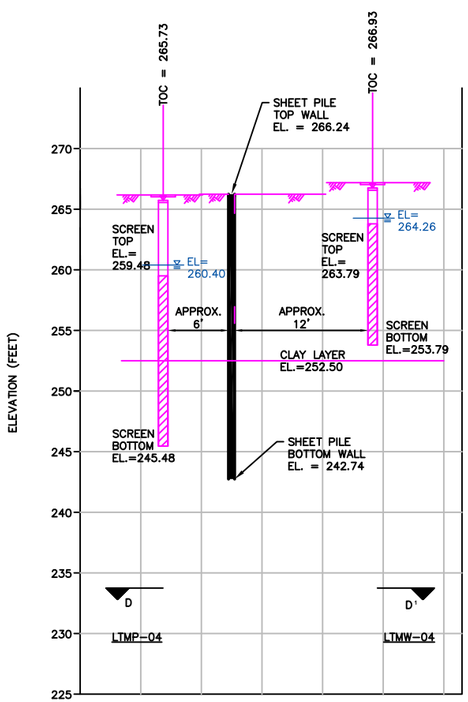

HORIZONTAL SCALE: NTS
VERTICAL SCALE: 1:5

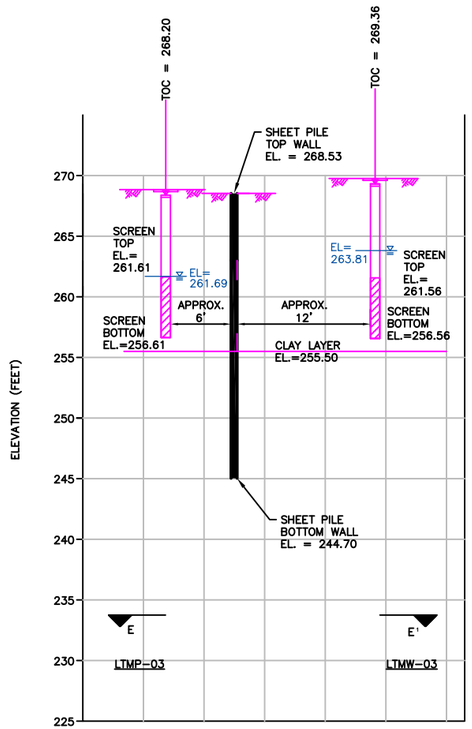

HORIZONTAL SCALE: NTS
VERTICAL SCALE: 1:5

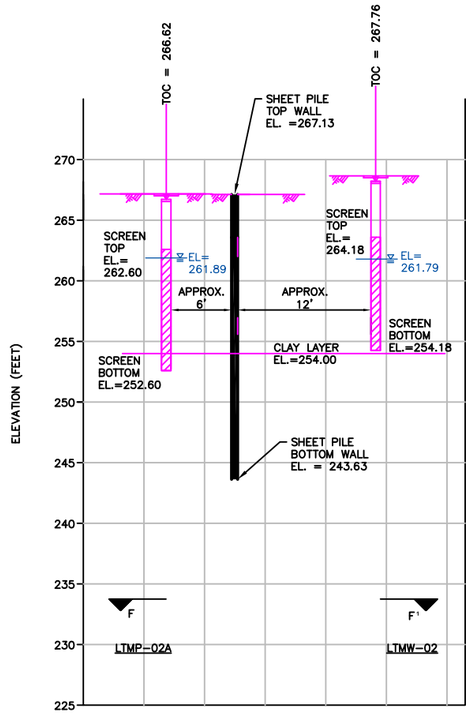

HORIZONTAL SCALE: NTS
VERTICAL SCALE: 1:5

LEGEND:

- WATER TABLE
- GRAVEL
- WELL SCREEN
- SHEET PILE WALL

ABBREVIATIONS:

EL.	ELEVATION
TOC	TOP OF CASING

No Flow Boundary Profiles
December 3, 2024

National Grid
43 Excelsior Avenue
Saratoga Springs, New York

Drawn
R.J.
Designed
R.K.
Approved

Date
01/06/25
Figure
14

Groundwater & Environmental Services, Inc.

N:\Graphics\Graphics\0600-Syracuse\Misc\National Grid\Saratoga Springs (Excelsior)\Saratoga Springs No flow profiles.dwg, D-F no flow, rajones, 1:1

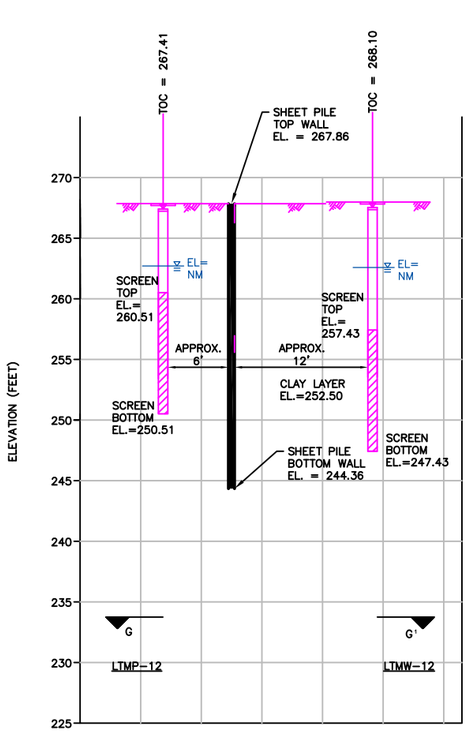

HORIZONTAL SCALE: NTS
VERTICAL SCALE: 1:5

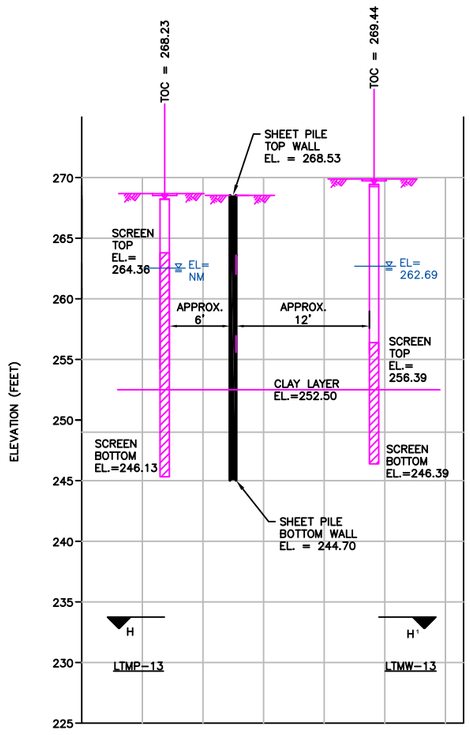

HORIZONTAL SCALE: NTS
VERTICAL SCALE: 1:5

LEGEND:

- WATER TABLE
- GRAVEL
- WELL SCREEN
- SHEET PILE WALL

ABBREVIATIONS:

EL.	ELEVATION
TOC	TOP OF CASING
NM	NOT MEASURED

No Flow Boundary Profiles
December 3, 2024

National Grid
43 Excelsior Avenue
Saratoga Springs, New York

Drawn
R.J.
Designed
R.K.
Approved

Date
01/06/24
Figure
15

Groundwater & Environmental Services, Inc.

N:\Graphics\Graphics\0600-Syracuse\Misc\National Grid\Saratoga Springs (Excelsior)\Saratoga Springs No flow profiles.dwg, G-H no flow, rajones, 1:1

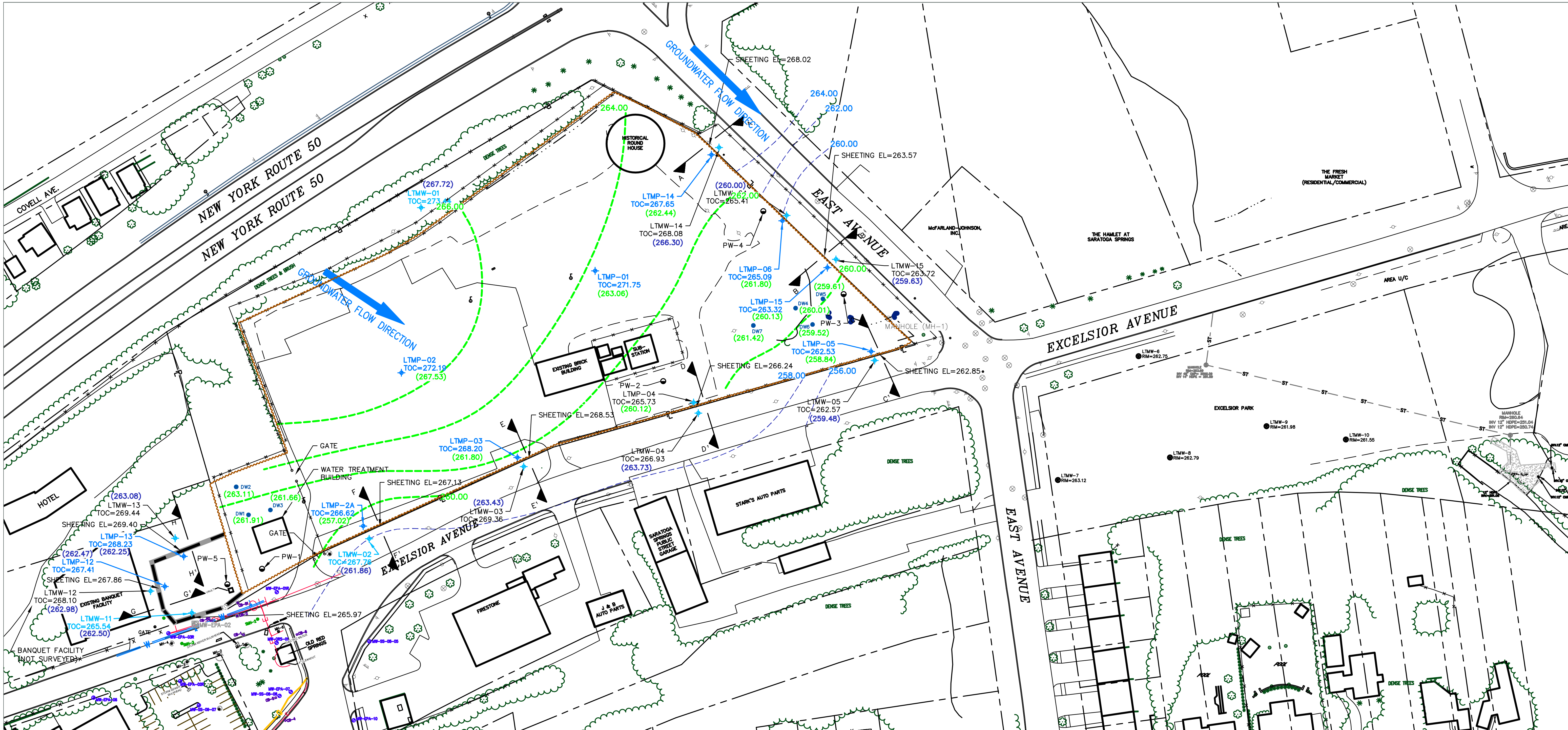

LEGEND

PROPERTY BOUNDARY	DNAPL EXTRACTION WELL
CHAIN LINK FENCE	GROUNDWATER EXTRACTION WELL
STEEL SHEETING	LONG-TERM MONITORING WELL
LIMITS OF HEAVY-DUTY WATER-TIGHT STEEL SHEETING BARRIER WALL	EXISTING MONITORING WELL
CATCH BASIN	DESTROYED MONITORING WELL
UTILITY POLE	(261.80) INTERNAL GROUNDWATER ELEVATION (feet)
PIEZOMETER	(266.30) EXTERNAL GROUNDWATER ELEVATION (feet)
MANHOLE	INTERNAL GROUNDWATER CONTOUR CONTOUR DASHED WHERE INFERRED
	EXTERNAL GROUNDWATER CONTOUR CONTOUR DASHED WHERE INFERRED

Groundwater Contour Map
January 4, 2024

National Grid
43 Excelsior Avenue
Saratoga Springs, New York

Drawn M.H.
Designed R.K.
Approved
Date 04/16/25
Figure 16

Scale In Feet 0 120

Groundwater & Environmental Services, Inc.

N:\Graphics\Graphics\0600-Syracuse\Misc\National Grid\Saratoga Springs (Excelsior)\Saratoga Springs SM_CDM.dwg, B-120, 4/20/2025 2:57:31 PM, mhollister

N:\Graphics\Graphics\0600-Syracuse\Misc\National Grid\Saratoga Springs (Excelsior)\Saratoga Springs SM_CDM.dwg, B-120, 4/20/2025 3:44:46 PM, mholister

NEW YORK ROUTE 50
COVELL AVE.
EAST AVENUE
EXCELSIOR AVENUE
HIGH ROCK AVENUE
WARREN STREET
HISTORICAL ROUND HOUSE
THE FRESH MARKET (RESIDENTIAL/COMMERCIAL)
THE HAMLET AT SARATOGA SPRINGS
McFARLAND-JOHNSON, INC.
EXCELSIOR PARK
EXISTING BRICK BUILDING
SUB-STATION
WATER TREATMENT BUILDING
EXISTING BANQUET FACILITY
BANQUET FACILITY (NOT SURVEYED)
HOTEL
GRACE FELLOWSHIP CHURCH
OLD RED SPRINGS
FIRESTONE
J & B AUTO PARTS
STARK'S AUTO PARTS
SARATOGA SPRINGS PUBLIC PARKING STREET GARAGE
MANHOLE (MH-1)
GROUNDWATER FLOW DIRECTION
DENSE TREES
DENSE TREES & BRUSH
AREA U/C
GATE

LTMW-01 TOC=273.41 (270.24)
LTMW-02 TOC=267.78 (261.99)
LTMW-03 TOC=269.36 (264.28)
LTMW-04 TOC=266.93 (264.19)
LTMW-05 TOC=262.57 (260.06)
LTMW-6A TOC=265.41 (260.15)
LTMW-10 RIM=261.55 (246.30)
LTMW-11 TOC=265.54 (262.89)
LTMW-12 TOC=268.10 (263.23)
LTMW-13 TOC=269.44 (263.66)
LTMW-14 TOC=268.08 (267.61)
LTMW-15 TOC=263.72 (259.81)
LTMP-01 TOC=271.75 (263.58)
LTMP-02 TOC=272.19 (267.78)
LTMP-03 TOC=268.20 (262.13)
LTMP-04 TOC=265.73 (260.76)
LTMP-05 TOC=262.53 (259.39)
LTMP-06 TOC=265.09 (262.82)
LTMP-12 TOC=267.41 (262.68)
LTMP-13 TOC=268.23 (262.37)
LTMP-14 TOC=267.65 (263.43)
LTMP-15 TOC=263.32 (260.80)
LTMP-24 TOC=265.62 (257.44)
PW-1
PW-2
PW-3
PW-4
PW-5
DW1 (262.08)
DW2 (263.71)
DW3 (261.82)
DW4 (259.38)
DW5 (259.84)
DW6 (259.98)
DW7 (261.99)
LTMW-6 RIM=262.76 (257.53)
LTMW-7 RIM=263.12 (246.77)
LTMW-8 RIM=262.79 (253.64)
LTMW-9 RIM=261.98 (246.88)
SHEETING EL=268.02
SHEETING EL=263.57
SHEETING EL=266.24
SHEETING EL=262.85
SHEETING EL=268.53
SHEETING EL=267.13
SHEETING EL=269.40
SHEETING EL=267.86
SHEETING EL=265.97
MW-EPA-01
MW-EPA-02
MW-EPA-03
MW-EPA-04
MW-EPA-05
MW-EPA-06
MW-EPA-07
MW-EPA-08
MW-EPA-09
MW-EPA-10
MW-EPA-11
MW-EPA-12
MW-EPA-13
MW-EPA-14
MW-EPA-15
MW-EPA-16
MW-EPA-17
MW-EPA-18
MW-EPA-19
MW-EPA-20
MW-EPA-21
MW-EPA-22
MW-EPA-23
MW-EPA-24
MW-EPA-25
MW-EPA-26
MW-EPA-27
MW-EPA-28
MW-EPA-29
MW-EPA-30
MW-EPA-31
MW-EPA-32
MW-EPA-33
MW-EPA-34
MW-EPA-35
MW-EPA-36
MW-EPA-37
MW-EPA-38
MW-EPA-39
MW-EPA-40
MW-EPA-41
MW-EPA-42
MW-EPA-43
MW-EPA-44
MW-EPA-45
MW-EPA-46
MW-EPA-47
MW-EPA-48
MW-EPA-49
MW-EPA-50
MW-EPA-51
MW-EPA-52
MW-EPA-53
MW-EPA-54
MW-EPA-55
MW-EPA-56
MW-EPA-57
MW-EPA-58
MW-EPA-59
MW-EPA-60
MW-EPA-61
MW-EPA-62
MW-EPA-63
MW-EPA-64
MW-EPA-65
MW-EPA-66
MW-EPA-67
MW-EPA-68
MW-EPA-69
MW-EPA-70
MW-EPA-71
MW-EPA-72
MW-EPA-73
MW-EPA-74
MW-EPA-75
MW-EPA-76
MW-EPA-77
MW-EPA-78
MW-EPA-79
MW-EPA-80
MW-EPA-81
MW-EPA-82
MW-EPA-83
MW-EPA-84
MW-EPA-85
MW-EPA-86
MW-EPA-87
MW-EPA-88
MW-EPA-89
MW-EPA-90
MW-EPA-91
MW-EPA-92
MW-EPA-93
MW-EPA-94
MW-EPA-95
MW-EPA-96
MW-EPA-97
MW-EPA-98
MW-EPA-99
MW-EPA-100
MW-EPA-101
MW-EPA-102
MW-EPA-103
MW-EPA-104
MW-EPA-105
MW-EPA-106
MW-EPA-107
MW-EPA-108
MW-EPA-109
MW-EPA-110
MW-EPA-111
MW-EPA-112
MW-EPA-113
MW-EPA-114
MW-EPA-115
MW-EPA-116
MW-EPA-117
MW-EPA-118
MW-EPA-119
MW-EPA-120
MW-EPA-121
MW-EPA-122
MW-EPA-123
MW-EPA-124
MW-EPA-125
MW-EPA-126
MW-EPA-127
MW-EPA-128
MW-EPA-129
MW-EPA-130
MW-EPA-131
MW-EPA-132
MW-EPA-133
MW-EPA-134
MW-EPA-135
MW-EPA-136
MW-EPA-137
MW-EPA-138
MW-EPA-139
MW-EPA-140
MW-EPA-141
MW-EPA-142
MW-EPA-143
MW-EPA-144
MW-EPA-145
MW-EPA-146
MW-EPA-147
MW-EPA-148
MW-EPA-149
MW-EPA-150
MW-EPA-151
MW-EPA-152
MW-EPA-153
MW-EPA-154
MW-EPA-155
MW-EPA-156
MW-EPA-157
MW-EPA-158
MW-EPA-159
MW-EPA-160
MW-EPA-161
MW-EPA-162
MW-EPA-163
MW-EPA-164
MW-EPA-165
MW-EPA-166
MW-EPA-167
MW-EPA-168
MW-EPA-169
MW-EPA-170
MW-EPA-171
MW-EPA-172
MW-EPA-173
MW-EPA-174
MW-EPA-175
MW-EPA-176
MW-EPA-177
MW-EPA-178
MW-EPA-179
MW-EPA-180
MW-EPA-181
MW-EPA-182
MW-EPA-183
MW-EPA-184
MW-EPA-185
MW-EPA-186
MW-EPA-187
MW-EPA-188
MW-EPA-189
MW-EPA-190
MW-EPA-191
MW-EPA-192
MW-EPA-193
MW-EPA-194
MW-EPA-195
MW-EPA-196
MW-EPA-197
MW-EPA-198
MW-EPA-199
MW-EPA-200
MW-EPA-201
MW-EPA-202
MW-EPA-203
MW-EPA-204
MW-EPA-205
MW-EPA-206
MW-EPA-207
MW-EPA-208
MW-EPA-209
MW-EPA-210
MW-EPA-211
MW-EPA-212
MW-EPA-213
MW-EPA-214
MW-EPA-215
MW-EPA-216
MW-EPA-217
MW-EPA-218
MW-EPA-219
MW-EPA-220
MW-EPA-221
MW-EPA-222
MW-EPA-223
MW-EPA-224
MW-EPA-225
MW-EPA-226
MW-EPA-227
MW-EPA-228
MW-EPA-229
MW-EPA-230
MW-EPA-231
MW-EPA-232
MW-EPA-233
MW-EPA-234
MW-EPA-235
MW-EPA-236
MW-EPA-237
MW-EPA-238
MW-EPA-239
MW-EPA-240
MW-EPA-241
MW-EPA-242
MW-EPA-243
MW-EPA-244
MW-EPA-245
MW-EPA-246
MW-EPA-247
MW-EPA-248
MW-EPA-249
MW-EPA-250
MW-EPA-251
MW-EPA-252
MW-EPA-253
MW-EPA-254
MW-EPA-255
MW-EPA-256
MW-EPA-257
MW-EPA-258
MW-EPA-259
MW-EPA-260
MW-EPA-261
MW-EPA-262
MW-EPA-263
MW-EPA-264
MW-EPA-265
MW-EPA-266
MW-EPA-267
MW-EPA-268
MW-EPA-269
MW-EPA-270
MW-EPA-271
MW-EPA-272
MW-EPA-273
MW-EPA-274
MW-EPA-275
MW-EPA-276
MW-EPA-277
MW-EPA-278
MW-EPA-279
MW-EPA-280
MW-EPA-281
MW-EPA-282
MW-EPA-283
MW-EPA-284
MW-EPA-285
MW-EPA-286
MW-EPA-287
MW-EPA-288
MW-EPA-289
MW-EPA-290
MW-EPA-291
MW-EPA-292
MW-EPA-293
MW-EPA-294
MW-EPA-295
MW-EPA-296
MW-EPA-297
MW-EPA-298
MW-EPA-299
MW-EPA-300
MW-EPA-301
MW-EPA-302
MW-EPA-303
MW-EPA-304
MW-EPA-305
MW-EPA-306
MW-EPA-307
MW-EPA-308
MW-EPA-309
MW-EPA-310
MW-EPA-311
MW-EPA-312
MW-EPA-313
MW-EPA-314
MW-EPA-315
MW-EPA-316
MW-EPA-317
MW-EPA-318
MW-EPA-319
MW-EPA-320
MW-EPA-321
MW-EPA-322
MW-EPA-323
MW-EPA-324
MW-EPA-325
MW-EPA-326
MW-EPA-327
MW-EPA-328
MW-EPA-329
MW-EPA-330
MW-EPA-331
MW-EPA-332
MW-EPA-333
MW-EPA-334
MW-EPA-335
MW-EPA-336
MW-EPA-337
MW-EPA-338
MW-EPA-339
MW-EPA-340
MW-EPA-341
MW-EPA-342
MW-EPA-343
MW-EPA-344
MW-EPA-345
MW-EPA-346
MW-EPA-347
MW-EPA-348
MW-EPA-349
MW-EPA-350
MW-EPA-351
MW-EPA-352
MW-EPA-353
MW-EPA-354
MW-EPA-355
MW-EPA-356
MW-EPA-357
MW-EPA-358
MW-EPA-359
MW-EPA-360
MW-EPA-361
MW-EPA-362
MW-EPA-363
MW-EPA-364
MW-EPA-365
MW-EPA-366
MW-EPA-367
MW-EPA-368
MW-EPA-369
MW-EPA-370
MW-EPA-371
MW-EPA-372
MW-EPA-373
MW-EPA-374
MW-EPA-375
MW-EPA-376
MW-EPA-377
MW-EPA-378
MW-EPA-379
MW-EPA-380
MW-EPA-381
MW-EPA-382
MW-EPA-383
MW-EPA-384
MW-EPA-385
MW-EPA-386
MW-EPA-387
MW-EPA-388
MW-EPA-389
MW-EPA-390
MW-EPA-391
MW-EPA-392
MW-EPA-393
MW-EPA-394
MW-EPA-395
MW-EPA-396
MW-EPA-397
MW-EPA-398
MW-EPA-399
MW-EPA-400
MW-EPA-401
MW-EPA-402
MW-EPA-403
MW-EPA-404
MW-EPA-405
MW-EPA-406
MW-EPA-407
MW-EPA-408
MW-EPA-409
MW-EPA-410
MW-EPA-411
MW-EPA-412
MW-EPA-413
MW-EPA-414
MW-EPA-415
MW-EPA-416
MW-EPA-417
MW-EPA-418
MW-EPA-419
MW-EPA-420
MW-EPA-421
MW-EPA-422
MW-EPA-423
MW-EPA-424
MW-EPA-425
MW-EPA-426
MW-EPA-427
MW-EPA-428
MW-EPA-429
MW-EPA-430
MW-EPA-431
MW-EPA-432
MW-EPA-433
MW-EPA-434
MW-EPA-435
MW-EPA-436
MW-EPA-437
MW-EPA-438
MW-EPA-439
MW-EPA-440
MW-EPA-441
MW-EPA-442
MW-EPA-443
MW-EPA-444
MW-EPA-445
MW-EPA-446
MW-EPA-447
MW-EPA-448
MW-EPA-449
MW-EPA-450
MW-EPA-451
MW-EPA-452
MW-EPA-453
MW-EPA-454
MW-EPA-455
MW-EPA-456
MW-EPA-457
MW-EPA-458
MW-EPA-459
MW-EPA-460
MW-EPA-461
MW-EPA-462
MW-EPA-463
MW-EPA-464
MW-EPA-465
MW-EPA-466
MW-EPA-467
MW-EPA-468
MW-EPA-469
MW-EPA-470
MW-EPA-471
MW-EPA-472
MW-EPA-473
MW-EPA-474
MW-EPA-475
MW-EPA-476
MW-EPA-477
MW-EPA-478
MW-EPA-479
MW-EPA-480
MW-EPA-481
MW-EPA-482
MW-EPA-483
MW-EPA-484
MW-EPA-485
MW-EPA-486
MW-EPA-487
MW-EPA-488
MW-EPA-489
MW-EPA-490
MW-EPA-491
MW-EPA-492
MW-EPA-493
MW-EPA-494
MW-EPA-495
MW-EPA-496
MW-EPA-497
MW-EPA-498
MW-EPA-499
MW-EPA-500
MW-EPA-501
MW-EPA-502
MW-EPA-503
MW-EPA-504
MW-EPA-505
MW-EPA-506
MW-EPA-507
MW-EPA-508
MW-EPA-509
MW-EPA-510
MW-EPA-511
MW-EPA-512
MW-EPA-513
MW-EPA-514
MW-EPA-515
MW-EPA-516
MW-EPA-517
MW-EPA-518
MW-EPA-519
MW-EPA-520
MW-EPA-521
MW-EPA-522
MW-EPA-523
MW-EPA-524
MW-EPA-525
MW-EPA-526
MW-EPA-527
MW-EPA-528
MW-EPA-529
MW-EPA-530
MW-EPA-531
MW-EPA-532
MW-EPA-533
MW-EPA-534
MW-EPA-535
MW-EPA-536
MW-EPA-537
MW-EPA-538
MW-EPA-539
MW-EPA-540
MW-EPA-541
MW-EPA-542
MW-EPA-543
MW-EPA-544
MW-EPA-545
MW-EPA-546
MW-EPA-547
MW-EPA-548
MW-EPA-549
MW-EPA-550
MW-EPA-551
MW-EPA-552
MW-EPA-553
MW-EPA-554
MW-EPA-555
MW-EPA-556
MW-EPA-557
MW-EPA-558
MW-EPA-559
MW-EPA-560
MW-EPA-561
MW-EPA-562
MW-EPA-563
MW-EPA-564
MW-EPA-565
MW-EPA-566
MW-EPA-567
MW-EPA-568
MW-EPA-569
MW-EPA-570
MW-EPA-571
MW-EPA-572
MW-EPA-573
MW-EPA-574
MW-EPA-575
MW-EPA-576
MW-EPA-577
MW-EPA-578
MW-EPA-579
MW-EPA-580
MW-EPA-581
MW-EPA-582
MW-EPA-583
MW-EPA-584
MW-EPA-585
MW-EPA-586
MW-EPA-587
MW-EPA-588
MW-EPA-589
MW-EPA-590
MW-EPA-591
MW-EPA-592
MW-EPA-593
MW-EPA-594
MW-EPA-595
MW-EPA-596
MW-EPA-597
MW-EPA-598
MW-EPA-599
MW-EPA-600
MW-EPA-601
MW-EPA-602
MW-EPA-603
MW-EPA-604
MW-EPA-605
MW-EPA-606
MW-EPA-607
MW-EPA-608
MW-EPA-609
MW-EPA-610
MW-EPA-611
MW-EPA-612
MW-EPA-613
MW-EPA-614
MW-EPA-615
MW-EPA-616
MW-EPA-617
MW-EPA-618
MW-EPA-619
MW-EPA-620
MW-EPA-621
MW-EPA-622
MW-EPA-623
MW-EPA-624
MW-EPA-625
MW-EPA-626
MW-EPA-627
MW-EPA-628
MW-EPA-629
MW-EPA-630
MW-EPA-631
MW-EPA-632
MW-EPA-633
MW-EPA-634
MW-EPA-635
MW-EPA-636
MW-EPA-637
MW-EPA-638
MW-EPA-639
MW-EPA-640
MW-EPA-641
MW-EPA-642
MW-EPA-643
MW-EPA-644
MW-EPA-645
MW-EPA-646
MW-EPA-647
MW-EPA-648
MW-EPA-649
MW-EPA-650
MW-EPA-651
MW-EPA-652
MW-EPA-653
MW-EPA-654
MW-EPA-655
MW-EPA-656
MW-EPA-657
MW-EPA-658
MW-EPA-659
MW-EPA-660
MW-EPA-661
MW-EPA-662
MW-EPA-663
MW-EPA-664
MW-EPA-665
MW-EPA-666
MW-EPA-667
MW-EPA-668
MW-EPA-669
MW-EPA-670
MW-EPA-671
MW-EPA-672
MW-EPA-673
MW-EPA-674
MW-EPA-675
MW-EPA-676
MW-EPA-677
MW-EPA-678
MW-EPA-679
MW-EPA-680
MW-EPA-681
MW-EPA-682
MW-EPA-683
MW-EPA-684
MW-EPA-685
MW-EPA-686
MW-EPA-687
MW-EPA-688
MW-EPA-689
MW-EPA-690
MW-EPA-691
MW-EPA-692
MW-EPA-693
MW-EPA-694
MW-EPA-695
MW-EPA-696
MW-EPA-697
MW-EPA-698
MW-EPA-699
MW-EPA-700
MW-EPA-701
MW-EPA-702
MW-EPA-703
MW-EPA-704
MW-EPA-705
MW-EPA-706
MW-EPA-707
MW-EPA-708
MW-EPA-709
MW-EPA-710
MW-EPA-711
MW-EPA-712
MW-EPA-713
MW-EPA-714
MW-EPA-715
MW-EPA-716
MW-EPA-717
MW-EPA-718
MW-EPA-719
MW-EPA-720
MW-EPA-721
MW-EPA-722
MW-EPA-723
MW-EPA-724
MW-EPA-725
MW-EPA-726
MW-EPA-727
MW-EPA-728
MW-EPA-729
MW-EPA-730
MW-EPA-731
MW-EPA-732
MW-EPA-733
MW-EPA-734
MW-EPA-735
MW-EPA-736
MW-EPA-737
MW-EPA-738
MW-EPA-739
MW-EPA-740
MW-EPA-741
MW-EPA-742
MW-EPA-743
MW-EPA-744
MW-EPA-745
MW-EPA-746
MW-EPA-747
MW-EPA-748
MW-EPA-749
MW-EPA-750
MW-EPA-751
MW-EPA-752
MW-EPA-753
MW-EPA-754
MW-EPA-755
MW-EPA-756
MW-EPA-757
MW-EPA-758
MW-EPA-759
MW-EPA-760
MW-EPA-761
MW-EPA-762
MW-EPA-763
MW-EPA-764
MW-EPA-765
MW-EPA-766
MW-EPA-767
MW-EPA-768
MW-EPA-769
MW-EPA-770
MW-EPA-771
MW-EPA-772
MW-EPA-773
MW-EPA-774
MW-EPA-775
MW-EPA-776
MW-EPA-777
MW-EPA-778
MW-EPA-779
MW-EPA-780
MW-EPA-781
MW-EPA-782
MW-EPA-783
MW-EPA-784
MW-EPA-785
MW-EPA-786
MW-EPA-787
MW-EPA-788
MW-EPA-789
MW-EPA-790
MW-EPA-791
MW-EPA-792
MW-EPA-793
MW-EPA-794
MW-EPA-795
MW-EPA-796
MW-EPA-797
MW-EPA-798
MW-EPA-799
MW-EPA-800
MW-EPA-801
MW-EPA-802
MW-EPA-803
MW-EPA-804
MW-EPA-805
MW-EPA-806
MW-EPA-807
MW-EPA-808
MW-EPA-809
MW-EPA-810
MW-EPA-811
MW-EPA-812
MW-EPA-813
MW-EPA-814
MW-EPA-815
MW-EPA-816
MW-EPA-817
MW-EPA-818
MW-EPA-819
MW-EPA-820
MW-EPA-821
MW-EPA-822
MW-EPA-823
MW-EPA-824
MW-EPA-825
MW-EPA-826
MW-EPA-827
MW-EPA-828
MW-EPA-829
MW-EPA-830
MW-EPA-831
MW-EPA-832
MW-EPA-833
MW-EPA-834
MW-EPA-835
MW-EPA-836
MW-EPA-837
MW-EPA-838
MW-EPA-839
MW-EPA-840
MW-EPA-841
MW-EPA-842
MW-EPA-843
MW-EPA-844
MW-EPA-845
MW-EPA-846
MW-EPA-847
MW-EPA-848
MW-EPA-849
MW-EPA-850
MW-EPA-851
MW-EPA-852
MW-EPA-853
MW-EPA-854
MW-EPA-855
MW-EPA-856
MW-EPA-857
MW-EPA-858
MW-EPA-859
MW-EPA-860
MW-EPA-861
MW-EPA-862
MW-EPA-863
MW-EPA-864
MW-EPA-865
MW-EPA-866
MW-EPA-867
MW-EPA-868
MW-EPA-869
MW-EPA-870
MW-EPA-871
MW-EPA-872
MW-EPA-873
MW-EPA-874
MW-EPA-875
MW-EPA-876
MW-EPA-877
MW-EPA-878
MW-EPA-879
MW-EPA-880
MW-EPA-881
MW-EPA-882
MW-EPA-883
MW-EPA-884
MW-EPA-885
MW-EPA-886
MW-EPA-887
MW-EPA-888
MW-EPA-889
MW-EPA-890
MW-EPA-891
MW-EPA-892
MW-EPA-893
MW-EPA-894
MW-EPA-895
MW-EPA-896
MW-EPA-897
MW-EPA-898
MW-EPA-899
MW-EPA-900
MW-EPA-901
MW-EPA-902
MW-EPA-903
MW-EPA-904
MW-EPA-905
MW-EPA-906
MW-EPA-907
MW-EPA-908
MW-EPA-909
MW-EPA-910
MW-EPA-911
MW-EPA-912
MW-EPA-913
MW-EPA-914
MW-EPA-915
MW-EPA-916
MW-EPA-917
MW-EPA-918
MW-EPA-919
MW-EPA-920
MW-EPA-921
MW-EPA-922
MW-EPA-923
MW-EPA-924
MW-EPA-925
MW-EPA-926
MW-EPA-927
MW-EPA-928
MW-EPA-929
MW-EPA-930
MW-EPA-931
MW-EPA-932
MW-EPA-933
MW-EPA-934
MW-EPA-935
MW-EPA-936
MW-EPA-937
MW-EPA-938
MW-EPA-939
MW-EPA-940
MW-EPA-941
MW-EPA-942
MW-EPA-943
MW-EPA-944
MW-EPA-945
MW-EPA-946
MW-EPA-947
MW-EPA-948
MW-EPA-949
MW-EPA-950
MW-EPA-951
MW-EPA-952
MW-EPA-953
MW-EPA-954
MW-EPA-955
MW-EPA-956
MW-EPA-957
MW-EPA-958
MW-EPA-959
MW-EPA-960
MW-EPA-961
MW-EPA-962
MW-EPA-963
MW-EPA-964
MW-EPA-965
MW-EPA-966
MW-EPA-967
MW-EPA-968
MW-EPA-969
MW-EPA-970
MW-EPA-971
MW-EPA-972
MW-EPA-973
MW-EPA-974
MW-EPA-975
MW-EPA-976
MW-EPA-977
MW-EPA-978
MW-EPA-979
MW-EPA-980
MW-EPA-981
MW-EPA-982
MW-EPA-983
MW-EPA-984
MW-EPA-985
MW-EPA-986
MW-EPA-987
MW-EPA-988
MW-EPA-989
MW-EPA-990
MW-EPA-991
MW-EPA-992
MW-EPA-993
MW-EPA-994
MW-EPA-995
MW-EPA-996
MW-EPA-997
MW-EPA-998
MW-EPA-999
MW-EPA-1000

LEGEND

- PROPERTY BOUNDARY
- CHAIN LINK FENCE
- STEEL SHEETING
- LIMITS OF HEAVY-DUTY WATER-TIGHT STEEL SHEETING BARRIER WALL
- CATCH BASIN
- UTILITY POLE
- PIEZOMETER
- MANHOLE
- DW DNAPL EXTRACTION WELL
- GROUNDWATER EXTRACTION WELL
- LONG-TERM MONITORING WELL
- EXISTING MONITORING WELL
- DESTROYED MONITORING WELL
- (260.76) INTERNAL GROUNDWATER ELEVATION (feet)
- (264.18) EXTERNAL GROUNDWATER ELEVATION (feet)
- INTERNAL GROUNDWATER CONTOUR CONTOUR DASHED WHERE INFERRED
- EXTERNAL GROUNDWATER CONTOUR CONTOUR DASHED WHERE INFERRED

Groundwater Contour Map
April 17, 2024

National Grid
43 Excelsior Avenue
Saratoga Springs, New York

Drawn M.H.
Designed R.K.
Approved

Date 04/16/25
Figure 17

Scale In Feet
0 120

Groundwater & Environmental Services, Inc.

N:\Graphics\Graphics\0600-Syracuse\Misc\National Grid\Saratoga Springs (Excelsior)\Saratoga Springs SM_CDM.dwg, B-120, 4/20/2025 4:07:50 PM, mhollister

NEW YORK ROUTE 50
COVELL AVE.
HOTEL
HISTORICAL ROUND HOUSE
EAST AVENUE
EXCELSIOR AVENUE
HIGH ROCK AVENUE
WARREN STREET
McFARLAND-JOHNSON, INC.
THE HAMLET AT SARATOGA SPRINGS
THE FRESH MARKET (RESIDENTIAL/COMMERCIAL)
AREA U/C
EXCELSIOR PARK
EXISTING BRICK BUILDING
SUB-STATION
WATER TREATMENT BUILDING
EXISTING BANQUET FACILITY
BANQUET FACILITY (NOT SURVEYED)
GRACE FELLOWSHIP CHURCH
STARK'S AUTO PARTS
SARATOGA SPRINGS PUBLIC STREET GARAGE
FIRESTONE
J & B AUTO PARTS
OLD RED SPRINGS
DENSE TREES
DENSE TREES & BRUSH
GATE
MANHOLE (MH-1)

GROUNDWATER FLOW DIRECTION
GROUNDWATER FLOW DIRECTION

SHEETING EL=268.02
SHEETING EL=263.57
SHEETING EL=262.85
SHEETING EL=266.24
SHEETING EL=268.53
SHEETING EL=267.13
SHEETING EL=265.97
SHEETING EL=269.40

266.00
264.00
262.00
260.00

(267.59) LTMW-01 TOC=273.41
LTMP-01 TOC=271.75 (263.05)
LTMP-02 TOC=272.19 (267.48)
LTMP-03 TOC=268.20 (261.73)
LTMP-04 TOC=265.73 (260.00)
LTMW-04 TOC=266.93 (264.05)
LTMP-2A TOC=266.62 (256.98)
LTMW-02 TOC=267.28 (261.84)
LTMW-03 TOC=269.36 (262.85)
LTMW-05 TOC=262.57 (259.55)
LTMP-05 TOC=262.53 (258.71)
LTMW-15 TOC=263.72 (259.54)
LTMP-15 TOC=263.32 (258.72)
LTMP-06 TOC=265.09 (261.01)
LTMW-6A TOC=265.41 (260.11)
LTMP-14 TOC=267.65 (262.27)
LTMW-14 TOC=268.08 (267.28)
(263.38) LTMW-13 TOC=269.44
LTMP-13 TOC=268.23 (262.61)
LTMP-12 TOC=267.41 (262.84)
LTMW-12 TOC=268.10 (258.43)
LTMW-11 TOC=265.54 (263.71)

PW-1
PW-2
PW-3
PW-4
PW-5
DW1 (261.88)
DW2 (263.34)
DW3 (261.53)
DW4 (258.90)
DW5 (259.64)
DW6 (259.50)
DW7 (260.60)

LTMW-6 RIM=262.75
LTMW-7 RIM=263.12
LTMW-8 RIM=262.79
LTMW-9 RIM=261.98
LTMW-10 RIM=261.55
MANHOLE RIM=260.64 INV 12" HDPE=251.04 INV 12" HDPE=250.74

LEGEND

- PROPERTY BOUNDARY
- CHAIN LINK FENCE
- STEEL SHEETING
- LIMITS OF HEAVY-DUTY WATER-TIGHT STEEL SHEETING BARRIER WALL
- CATCH BASIN
- UTILITY POLE
- PIEZOMETER
- MANHOLE
- DW DNAPL EXTRACTION WELL
- GROUNDWATER EXTRACTION WELL
- LONG-TERM MONITORING WELL
- EXISTING MONITORING WELL
- DESTROYED MONITORING WELL
- (258.71) INTERNAL GROUNDWATER ELEVATION (feet)
- (264.05) EXTERNAL GROUNDWATER ELEVATION (feet)
- INTERNAL GROUNDWATER CONTOUR CONTOUR DASHED WHERE INFERRED
- EXTERNAL GROUNDWATER CONTOUR CONTOUR DASHED WHERE INFERRED

Groundwater Contour Map
July 11, 2024

National Grid
43 Excelsior Avenue
Saratoga Springs, New York

Drawn M.H.
Designed R.K.
Approved
Date 04/16/25
Figure 18

Scale In Feet
0 120

Groundwater & Environmental Services, Inc.

N:\Graphics\Graphics\0600-Syracuse\Misc\National Grid\Saratoga Springs (Excelsior)\Saratoga Springs SM_CDM.dwg, B-120, 4/20/2025 4:24:03 PM, mholister

NEW YORK ROUTE 50

COVELL AVE.

GROUNDWATER FLOW DIRECTION

HISTORICAL ROUND HOUSE

DENSE TREES

DENSE TREES & BRUSH

(267.41)
LTMW-01
TOC=273.41

LTMP-01
TOC=271.75
(262.74)

LTMP-02
TOC=272.19
(262.25)

LTMP-14
TOC=267.65
(261.88)

LTMW-14
TOC=268.08
(266.45)

(259.86)
LTMW-6A
TOC=265.41

PW-4

LTMP-06
TOC=265.09
(260.47)

LTMP-15
TOC=263.32
(259.27)

(259.15)
DW5

DW4
(258.33)

PW-3

DW6
(258.99)

DW7
(260.15)

LTMP-05
TOC=262.53
(258.40)

LTMW-15
TOC=263.72
(259.42)

MANHOLE (MH-1)

SHEETING EL=268.02

SHEETING EL=263.57

SHEETING EL=266.24

SHEETING EL=262.85

SHEETING EL=268.53

SHEETING EL=267.13

SHEETING EL=265.97

SHEETING EL=269.40

EXISTING BRICK BUILDING

SUB-STATION

PW-2

LTMP-04
TOC=265.73
(260.03)

LTMW-05
TOC=262.57
(258.54)

LTMW-04
TOC=266.93
(262.50)

LTMP-03
TOC=268.20
(261.53)

LTMW-03
TOC=269.36
(262.45)

LTMP-2A
TOC=266.62
(261.66)

LTMW-02
TOC=267.78
(261.68)

GATE

WATER TREATMENT BUILDING

DW2
(262.55)

DW1
(261.63)

DW3
(261.68)

PW-5

PW-1

(263.26)
LTMW-13
TOC=269.44

LTMP-13
TOC=268.23
(262.62)
(262.91)

LTMP-12
TOC=267.41

LTMW-12
TOC=268.10
(262.86)

LTMW-11
TOC=265.54
(261.86)

EXISTING BANQUET FACILITY

BANQUET FACILITY (NOT SURVEYED)

HOTEL

GRACE FELLOWSHIP CHURCH

OLD RED SPRINGS

FIRESTONE

J & B AUTO PARTS

SARATOGA SPRINGS PUBLIC STREET GARAGE

STARK'S AUTO PARTS

EXCELSIOR AVENUE

HIGH ROCK AVENUE

WARREN STREET

EAST AVENUE

McFARLAND-JOHNSON, INC.

THE HAMLET AT SARATOGA SPRINGS

THE FRESH MARKET (RESIDENTIAL/COMMERCIAL)

AREA U/C

EXCELSIOR PARK

GROUNDWATER FLOW DIRECTION

(256.29)
LTMW-6
RIM=262.75

LTMW-9
RIM=261.98

LTMW-10
RIM=261.55

LTMW-8
RIM=262.79
(252.46)

LTMW-7
RIM=263.12
(253.95)

MANHOLE
RIM=260.64
INV 12" HDPE=251.04
INV 12" HDPE=250.74

LEGEND

- PROPERTY BOUNDARY
- CHAIN LINK FENCE
- STEEL SHEETING
- LIMITS OF HEAVY-DUTY WATER-TIGHT STEEL SHEETING BARRIER WALL
- CATCH BASIN
- UTILITY POLE
- PIEZOMETER
- MANHOLE
- DW — DNAPL EXTRACTION WELL
- GROUNDWATER EXTRACTION WELL
- LONG-TERM MONITORING WELL
- EXISTING MONITORING WELL
- DESTROYED MONITORING WELL
- (260.03) — INTERNAL GROUNDWATER ELEVATION (feet)
- (262.50) — EXTERNAL GROUNDWATER ELEVATION (feet)
- INTERNAL GROUNDWATER CONTOUR CONTOUR DASHED WHERE INFERRED
- EXTERNAL GROUNDWATER CONTOUR CONTOUR DASHED WHERE INFERRED

Groundwater Contour Map
October 3, 2024

National Grid
43 Excelsior Avenue
Saratoga Springs, New York

Drawn M.H.
Designed R.K.
Approved

Date 04/16/25
Figure 19

Scale In Feet
0 120

Groundwater & Environmental Services, Inc.

Tables

Table 4

Hydraulic Control Trending

	Well Pair #2					Well Pair #3				
	LTMF-02A		LTMW-02		Delta	LTMF-03		LTMW-03		Delta
	TOC = 266.62		TOC = 267.76			TOC = 268.20		TOC = 269.36		
Date	DTW	Water EL	DTW	Water EL		DTW	Water EL	DTW	Water EL	
12/03/24	4.73	261.89	5.97	261.79	-0.10	6.51	261.69	5.55	263.81	2.12
11/05/24	5.15	261.47	6.13	261.63	0.16	6.82	261.38	6.57	262.79	1.41
10/02/24	4.96	261.66	6.08	261.68	0.02	6.67	261.53	6.20	263.16	1.63
09/05/24	4.85	261.77	6.00	261.76	-0.01	6.55	261.65	6.03	263.33	1.68
08/07/24	9.71	256.91	5.90	261.86	4.95	6.49	261.71	5.75	263.61	1.90
07/11/24	9.64	256.98	5.92	261.84	4.86	6.47	261.73	5.73	263.63	1.90
06/05/24	4.75	261.87	6.02	261.74	-0.13	6.42	261.78	5.94	263.42	1.64
05/01/24	9.28	257.34	5.67	262.09	4.75	6.09	262.11	4.58	264.78	2.67
04/04/24	9.18	257.44	5.77	261.99	4.55	6.07	262.13	4.37	264.99	2.86
03/06/24	9.57	257.05	5.82	261.94	4.89	6.09	262.11	5.22	264.14	2.03
02/07/24	9.50	257.12	5.39	262.37	5.25	6.29	261.91	4.87	264.40	2.58
01/04/24	9.60	257.02	5.90	261.86	4.84	6.40	261.80	5.22	264.14	2.34
12/06/23	4.66	261.96	5.80	261.96	0.00	6.46	261.74	5.01	264.35	2.61
11/01/23	4.89	261.73	5.90	261.86	0.13	6.70	261.50	5.75	263.61	2.11
10/03/23	5.00	261.62	6.05	261.71	0.09	6.72	261.48	6.22	263.14	1.66
09/07/23	9.79	256.83	5.95	261.81	4.98	6.60	261.60	6.01	263.35	1.75
08/01/23	9.62	257.00	5.91	261.85	4.85	6.57	261.63	5.77	263.59	1.96
07/06/23	9.60	257.02	5.74	262.02	5.00	6.42	261.78	5.17	264.19	2.41
06/01/23	9.61	257.01	5.99	261.77	4.76	6.47	261.73	6.03	263.33	1.60
05/03/23	9.16	257.46	5.52	262.24	4.78	5.72	262.48	4.14	265.22	2.74
04/04/23	4.22	262.40	5.82	261.94	-0.46	6.11	262.09	4.38	264.98	2.89
03/01/23	4.65	261.97	8.95	258.81	-3.16	6.41	261.79	4.68	264.68	2.89
02/02/23	4.59	262.03	5.88	261.88	-0.15	6.29	261.91	5.10	264.26	2.35
01/05/23	4.35	262.27	5.85	261.91	-0.36	6.09	262.11	5.18	264.18	2.07
12/08/22	4.63	261.99	5.78	261.98	-0.01	6.35	261.85	4.98	264.38	2.53
11/01/22	4.77	261.85	5.84	261.92	0.07	6.50	261.70	5.78	262.87	1.17
10/05/22	5.87	260.75	5.98	261.78	1.03	6.58	261.62	5.97	262.68	1.06
09/07/22	4.72	261.90	5.82	261.94	0.04	6.47	261.73	3.74	264.91	3.18
08/03/22	4.90	261.72	6.08	261.68	-0.04	6.60	261.60	6.35	262.30	0.70
07/07/22	4.85	261.77	6.06	261.70	-0.07	6.57	261.63	6.28	262.37	0.74
06/02/22	4.72	261.90	6.01	261.75	-0.15	6.43	261.77	6.03	262.62	0.85
05/19/22	4.64	261.98	5.99	261.77	-0.21	6.32	261.88	5.72	262.93	1.05
04/06/22	4.64	261.98	5.95	261.81	-0.17	6.35	261.85	5.17	263.48	1.63
03/02/22	5.04	261.58	6.09	261.67	0.09	6.83	261.37	6.25	262.40	1.03
02/02/22	5.35	261.27	6.19	261.57	0.30	7.06	261.14	6.43	262.22	1.08
01/06/22	6.92	259.70	6.02	261.74	2.04	6.63	261.57	5.34	263.31	1.74
12/01/21	5.14	261.48	6.01	261.75	0.27	6.88	261.32	5.79	262.86	1.54
11/04/21	5.04	261.58	5.91	261.85	0.27	6.74	261.46	4.98	263.67	2.21
10/07/21	5.02	261.60	5.79	261.97	0.37	6.72	261.48	4.63	264.02	2.54
09/01/21	5.07	261.55	6.00	261.76	0.21	6.77	261.43	5.51	263.14	1.71
08/04/21	5.00	261.62	5.88	261.88	0.26	6.69	261.51	4.78	263.87	2.36
07/21/21	4.91	261.71	5.77	261.99	0.28	6.63	261.57	4.64	264.01	2.44
06/03/21	4.90	261.72	6.03	261.73	0.01	6.60	261.60	5.86	263.50	1.90
05/05/21	4.62	262.10	6.11	262.07	-0.03	6.45	261.91	5.26	264.05	2.14
04/07/21	4.92	261.80	6.22	261.96	0.16	6.69	261.67	5.45	263.86	2.19
03/03/21	5.26	261.46	Under Ice	-	-	7.08	261.28	4.94	264.37	3.09
02/03/21	5.20	261.52	6.34	261.84	0.32	7.04	261.32	5.95	263.36	2.04
01/06/21	4.87	261.85	5.98	262.20	0.35	6.65	261.71	5.01	264.30	2.59
12/02/20	4.85	261.87	5.98	262.20	0.33	5.17	263.19	5.01	264.30	1.11
11/04/20	5.04	261.68	6.21	261.97	0.29	6.84	261.52	5.85	263.46	1.94
10/09/20	5.02	261.70	6.25	261.93	0.23	6.03	262.33	6.22	263.09	0.76
09/02/20	4.98	261.74	6.35	261.83	0.09	6.58	261.78	6.28	263.03	1.25
08/05/20	4.90	261.82	6.05	262.13	0.31	5.51	262.85	5.61	263.70	0.85
07/08/20	5.10	261.62	6.32	261.86	0.24	6.58	261.78	6.41	262.90	1.12
06/04/20	5.00	261.72	6.31	261.87	0.15	6.83	261.53	6.08	263.23	1.70
05/13/20	4.87	261.85	6.23	261.95	0.10	6.70	261.66	5.53	263.78	2.12
04/04/20	4.68	262.04	6.03	262.15	0.11	5.18	263.18	4.50	264.81	1.63
03/04/20	4.80	261.92	6.10	262.08	0.16	6.35	262.01	4.65	264.66	2.65
02/05/20	5.15	261.57	6.20	261.98	0.41	5.00	263.36	5.70	263.61	0.25
01/07/20	5.00	261.72	6.11	262.07	0.35	6.90	261.46	4.90	264.41	2.95
12/12/19	5.01	261.71	6.01	262.17	0.46	6.86	261.50	4.47	264.84	3.34
11/06/19	5.30	261.42	6.09	262.09	0.67	7.04	261.32	4.78	264.53	3.21
10/03/19	5.65	261.07	6.45	261.73	0.66	7.38	260.98	6.58	262.73	1.75
09/11/19	5.40	261.32	6.30	261.88	0.56	7.25	261.11	6.20	263.11	2.00
08/07/19	5.25	261.47	6.00	262.18	0.71	7.10	261.26	6.20	263.11	1.85
07/10/19	5.20	261.52	6.28	261.90	0.38	7.00	261.36	6.02	263.29	1.93
06/05/19	5.10	261.62	6.25	261.93	0.31	6.90	261.46	5.40	263.91	2.45
05/01/19	4.80	261.92	6.10	262.08	0.16	6.35	262.01	4.65	264.66	2.65
04/06/19	4.80	261.92	6.40	261.78	-0.14	6.50	261.86	5.95	263.36	1.50
03/05/19	5.45	261.27	7.00	261.18	-0.09	Under Ice	-	6.40	262.91	-
02/05/19	5.40	261.32	6.95	261.23	-0.09	Under Ice	-	6.25	263.06	-
01/09/19	5.15	261.57	6.58	261.60	0.03	7.00	261.36	5.28	264.03	2.67
12/04/18	5.02	261.70	6.35	261.83	0.13	4.85	263.51	4.19	265.12	1.61
11/07/18	5.51	261.21	6.21	261.97	0.76	7.15	261.21	7.63	261.68	0.47
10/04/18	5.54	261.18	6.50	261.68	0.50	7.30	261.06	5.41	263.90	2.84
09/06/18	5.54	261.18	6.86	261.32	0.14	7.30	261.06	6.05	263.26	2.20
08/08/18	5.36	261.36	6.40	261.78	0.42	7.15	261.21	5.00	264.31	3.10
07/12/18	5.30	261.33	6.95	261.23	-0.10	7.15	261.21	6.30	263.01	1.80
06/06/18	5.45	261.27	6.90	261.28	0.01	7.05	261.31	6.00	263.31	2.00
05/01/18	4.90	261.82	6.49	261.69	-0.13	6.60	261.76	4.62	264.69	2.93
04/25/18	5.00	261.72	6.60	261.58	-0.14	6.75	261.61	5.03	264.28	2.67
03/08/18	6.20	260.52	6.25	261.93	1.41	6.85	261.51	4.16	265.15	3.64
02/06/18	5.85	260.87	6.75	261.43	0.56	7.56	260.80	5.90	263.41	2.61
01/17/18	5.90	260.82	6.42	261.76	0.94	7.58	260.78	5.43	263.88	3.10
12/18/17	5.97	260.75	7.00	261.18	0.43	7.70	260.66	6.45	262.86	2.20
11/07/17	5.80	260.92	7.05	261.13	0.21	6.00	262.36	6.15	263.16	0.80
10/25/17	5.77	260.95	7.32	260.86	-0.09	7.52	260.84	6.70	262.61	1.77
09/19/17	5.57	261.15	7.01	261.17	0.02	7.35	261.01	6.41	262.90	1.89
08/10/17	5.31	261.41	6.92	261.26	-0.15	7.11	261.25	6.05	263.26	2.01
07/12/17	5.20	261.52	6.66	261.52	0.00	6.95	261.41	5.53	263.78	2.37
06/14/17	5.03	261.69	6.55	261.63	-0.06	6.75	261.61	4.87	264.44	2.83
05/23/17	5.02	261.70	6.68	261.50	-0.20	6.75	261.61	5.44	263.87	2.26
04/20/17	4.98	261.74	6.53	261.65	-0.09	6.68	261.68	4.81	264.50	2.82
03/21/17	5.18	261.54	6.68	261.50	-0.04	6.94	261.42	5.46	263.85	2.43
02/21/17	5.21	261.51	6.57	261.61	0.10	7.08	261.28	5.23	264.08	2.80
01/11/17	5.45	261.27	6.59	261.59	0.32	6.99	261.37	5.23	264.08	2.71
12/28/16	5.41	261.31	6.61	261.57	0.26	7.32	261.04	5.36	263.95	2.91
11/21/16	5.61	261.11	6.84	261.34	0.23	7.41	260.95	6.10	263.21	2.26
10/11/16	5.58	261.14	7.31	260.87	-0.27	7.63	260.73	6.72	262.59	1.86
09/14/16	5.69	261.03	7.08	261.10	0.07	7.47	260.89	6.42	262.89	2.00
08/03/16	5.51	261.21	7.00	261.18	-0.03	7.30	261.06	5.70	263.61	2.55
07/07/16	5.60	261.12	7.05	261.13	0.01	7.27	261.09	6.37	262.94	1.85
06/07/16	5.33	261.39	6.86	261.32	-0.07	7.14	261.22	6.04	263.27	2.05
05/03/16	5.32	261.40	6.72	261.46	0.06	7.17	261.19	5.75	263.56	2.37
04/12/16	5.33	261.39	6.65	261.53	0.14	5.82	262.54	5.29	264.02	1.48
03/21/16	5.53	261.19	6.13	262.05	0.86	5.45	262.91	4.71	264.60	1.69
02/05/16	5.75	260.97	6.82	261.36	0.39	7.55	260.81	6.21	263.10	2.29
01/07/16	5.82	260.90	6.52	261.68	0.78	7.58	260.78	4.93	264.38	3.60
12/01/15	5.94	260.78	6.87	261.31	0.53	7.69	260.67	6.30	263.01	2.34
11/02/15	5.85	260.87	6.40	261.78	0.91	7.53	260.83	5.80	263.51	2.68
10/07/15	5.84	260.88	6.63	261.55	0.67	7.58	260.78	5.31	264.00	3.22
09/15/15	5.82	260.90	6.98	261.20	0.30	7.48	260.88	6.33	262.98	2.10
08/04/15	5.59	261.13	6.70	261.48	0.35	7.33	261.03	5.60	263.71	2.68
07/22/15	5.46	261.26	6.35	261.83	0.57	7.25	261.11	4.38	264.93	3.82
06/08/15	5.50	261.22	6.65	261.53	0.31	7.30	261.06	5.40	263.91	2.85
05/05/15	5.32	261.40	6.66	261.52	0.12	7.02	261.34	5.90	263.41	2.07
04/01/15	5.63	261.09	6.41	261.77	0.68	7.35	261.01	6.62	262.69	1.68
03/02/15	5.50	261.22	6.45	261.73	0.51	7.12	261.24	6.70	262.61	1.37
02/10/15	5.38	261.34	6.48	261.70	0.36	7.04	261.32	6.80	262.51	1.19
01/06/15	5.35	261.37	6.51	261.67	0.30	7.02	261.34	6.67	262.64	1.30
12/01/14	5.90	260.82	7.10	261.08	0.26	7.65	260.71	7.14	262.17	1.46
11/04/14	5.85	260.87	7.12	261.06	0.19	7.58	260.78	7.28	262.03	1.25
10/08/14	5.75	260.97	7.18	261.02	0.05	7.51	260.85	7.32	261.99	1.14
09/04/14	5.50	261.22	6.48	261.70	0.48	7.28	261.08	5.00	264.31	3.23
08/04/14	5.38	261.34	6.87	261.31	-0.03	7.22	261.14	4.85	264.46	3.32
07/07/14	5.25	261.47	6.68	261.50	0.03	7.10	261.26	5.10	264.21	2.95
06/02/14	5.25	261.47	6.68	261.50	0.03	7.01	261.35	4.66	264.65	3.30
05/06/14	5.18	261.54	6.20	261.98	0.44	6.85	261.51	4.98	264.33	2.82
04/02/14	5.04	261.68	6.30	261.88	0.20	6.66	261.70	4.90	264.41	2.71
03/19/14	5.63	261.09	6.81	261.37	0.28	7.40	260.96	6.25	263.06	2.10
02/04/14	5.58	261.14	6.79	261.39	0.25	7.30	261.06	6.22	263.09	2.03
01/09/14	5.55	261.17	6.82	261.36	0.19	7.28	261.08	6.13	263.18	2.10
12/03/13	5.42	261.30	6.70	261.48	0.18	7.25	261.11	5.82	263.49	2.38
11/06/13	5.66	261.06	6.90	261.28	0.22	7.48	260.88	6.06	263.25	2.37
10/02/13	5.70	261.02	6.97	261.21	0.19	7.50	260.86	6.50	262.81	1.95
09/11/13	5.55	261.17	6.96	261.22	0.05	7.35	261.01	6.50	262.81	1.80
08/07/13	5.27	261.45	6.85	261.33	-0.12	7.22	261.14	5.00	264.31	3.17
07/01/13	5.08	261.64	6.64	261.54	-0.10	6.81	261.55	4.63	264.68	3.13
06/10/13	5.27	261.45	6.80	261.38	-0.07	7.20	261.16	6.17	263.14	1.98
05/07/13	5.12	261.60	6.58	261.60	0.00	6.85	261.51	5.10	264.21	2.70
04/01/13	5.21	261.51	6.67	261.51	0.00	7.08	261.28	5.65	263.66	2.38
03/03/13	5.82	260.90	6.90	261.28	0.38	7.68	260.68	6.35	262.96	2.28
02/05/13	5.79	260.93	6.90	261.28	0.35	7.65	260.71	6.35	262.96	2.25
01/09/13	5.72	261.00	6.90	261.28	0.28	7.55	260.81	6.35	262.96	2.15

Table 4

Hydraulic Control Trending

	Well Pair #4					Well Pair #5				
	LTMP-04		LTMW-04		Delta	LTMP-05		LTMW-05		Delta
	TOC = 265.73		TOC = 266.93			TOC = 262.33		TOC = 262.57		
Date	DTW	Water EL	DTW	Water EL		DTW	Water EL	DTW	Water EL	
12/03/24	5.33	260.40	2.67	264.26	3.86	3.54	258.79	3.23	259.34	0.55
11/05/24	5.62	260.11	4.51	262.42	2.31	3.92	258.41	4.32	258.25	-0.16
10/02/24	5.70	260.03	3.85	263.08	3.05	3.93	258.40	4.03	258.54	0.14
09/05/24	5.59	260.14	3.54	263.39	3.25	3.40	258.93	3.63	258.94	0.01
08/07/24	5.65	260.08	2.14	264.79	4.71	3.78	258.55	3.01	259.56	1.01
07/11/24	5.73	260.00	3.08	263.85	3.85	3.62	258.71	3.42	259.15	0.44
06/05/24	5.78	259.95	3.62	263.31	3.36	3.46	258.87	3.55	259.02	0.15
05/01/24	5.35	260.38	1.69	265.24	4.86	3.86	258.47	2.31	260.26	1.79
04/04/24	4.97	260.76	2.16	264.77	4.01	2.94	259.39	2.51	260.06	0.67
03/06/24	5.56	260.17	1.84	265.09	4.92	3.12	259.21	2.53	260.04	0.83
02/07/24	5.45	260.28	2.49	264.44	4.16	2.98	259.35	2.86	259.71	0.36
01/04/24	5.61	260.12	2.62	264.31	4.19	3.49	258.84	3.09	259.48	0.64
12/06/23	5.22	260.51	2.08	264.85	4.34	3.66	258.67	2.67	259.90	1.23
11/01/23	5.79	259.94	2.50	264.43	4.49	3.86	258.47	3.12	259.45	0.98
10/03/23	5.80	259.93	3.66	263.27	3.34	4.09	258.24	4.00	258.57	0.33
09/07/23	5.67	260.06	3.27	263.66	3.60	3.97	258.36	3.59	258.98	0.62
08/01/23	5.63	260.10	3.24	263.69	3.59	3.69	258.64	3.48	259.09	0.45
07/06/23	5.32	260.41	2.16	264.77	4.36	3.39	258.94	2.64	259.93	0.99
06/01/23	4.80	260.93	3.79	263.14	2.21	3.60	258.73	3.85	258.72	-0.01
05/03/23	3.90	261.83	1.36	265.57	3.74	2.07	260.26	2.03	260.54	0.28
04/04/23	4.71	261.02	2.07	264.86	3.84	2.36	259.97	2.67	259.90	-0.07
03/01/23	5.60	260.13	2.61	264.32	4.19	3.48	258.85	3.21	259.36	0.51
02/02/23	5.42	260.31	2.39	264.54	4.23	3.09	259.24	2.85	259.72	0.48
01/05/23	5.21	260.52	1.46	265.47	4.95	3.09	259.24	3.66	258.91	-0.33
12/08/22	4.89	260.84	1.49	265.44	4.60	3.35	258.98	2.33	260.24	1.26
11/01/22	5.43	260.30	2.91	263.44	3.14	3.82	258.51	3.35	259.22	0.71
10/05/22	5.52	260.16	2.84	263.51	3.35	3.88	258.45	3.63	258.94	0.49
09/07/22	5.38	260.35	2.11	264.24	3.89	3.32	259.01	3.26	259.31	0.30
08/03/22	5.64	260.09	4.10	262.25	2.16	3.57	258.76	4.34	258.23	-0.53
07/07/22	5.62	260.11	4.20	262.15	2.04	3.47	258.86	4.32	258.25	-0.61
06/02/22	5.69	260.04	3.80	262.55	2.51	3.01	259.32	3.91	258.66	-0.66
05/19/22	5.46	260.27	3.31	263.04	2.77	2.96	259.37	3.68	258.89	-0.48
04/06/22	5.24	260.49	2.33	264.02	3.53	3.00	259.33	2.86	259.71	0.38
03/02/22	5.45	260.28	3.81	262.54	2.26	2.89	259.44	3.74	258.83	-0.61
02/02/22	6.18	259.55	4.29	262.06	2.51	4.31	258.02	4.38	258.19	0.17
01/06/22	5.74	259.99	2.60	263.75	3.76	3.65	258.68	3.17	259.40	0.72
12/01/21	5.87	259.86	3.12	263.23	3.37	3.60	258.73	3.53	259.04	0.31
11/04/21	5.43	260.30	2.30	264.05	3.75	3.50	258.83	2.79	259.78	0.95
10/07/21	5.12	260.61	1.84	264.51	3.90	3.61	258.72	2.47	260.10	1.38
09/01/21	5.57	260.16	3.07	263.28	3.12	3.73	258.60	3.42	259.15	0.55
08/04/21	5.52	260.21	2.25	264.10	3.89	3.52	258.81	2.59	259.98	1.17
07/21/21	5.08	260.65	1.36	264.99	4.34	3.47	258.86	2.22	260.35	1.49
06/03/21	5.85	259.88	3.57	262.78	2.90	3.67	258.66	3.71	258.86	0.20
05/05/21	3.66	262.07	0.80	265.94	3.87	2.66	259.87	2.67	259.90	0.03
04/07/21	5.51	260.22	2.40	264.34	4.12	3.61	258.92	3.30	259.27	0.35
03/03/21	Under Ice	-	Under Ice	-	-	3.81	258.72	1.91	260.66	1.94
02/03/21	Under Ice	-	2.68	264.06	-	4.09	258.44	Under Ice	-	-
01/06/21	5.15	260.58	1.43	265.31	4.73	3.14	259.39	2.43	260.14	0.75
12/02/20	4.89	260.84	1.43	265.31	4.47	3.71	258.82	2.43	260.14	1.32
11/04/20	5.76	259.97	2.43	264.31	4.34	4.06	258.47	3.44	259.13	0.66
10/09/20	5.81	259.92	5.81	260.93	1.01	4.41	258.12	4.06	258.51	0.39
09/02/20	5.26	260.47	2.47	264.27	3.80	4.48	258.05	4.10	258.47	0.42
08/05/20	5.15	260.58	1.72	265.02	4.44	3.98	258.55	2.00	260.57	2.02
07/08/20	5.83	259.90	3.85	262.89	2.99	9.32	253.21	4.15	258.42	5.21
06/04/20	5.85	259.88	3.58	263.16	3.28	3.85	258.68	4.18	258.39	-0.29
05/13/20	5.71	260.02	5.02	261.72	1.70	3.46	259.07	3.26	259.31	0.24
04/04/20	4.93	260.80	1.70	265.04	4.24	3.12	259.41	2.37	260.20	0.79
03/04/20	3.90	261.83	1.10	265.64	3.81	3.00	259.53	2.55	260.02	0.49
02/05/20	4.60	261.13	2.50	264.24	3.11	3.95	258.58	2.40	260.17	1.59
01/07/20	5.49	260.24	1.88	264.86	4.62	3.90	258.63	2.80	259.77	1.14
12/12/19	4.82	260.91	1.38	265.36	4.45	3.84	258.69	2.21	260.36	1.67
11/06/19	5.48	260.25	2.12	264.62	4.37	4.46	258.07	2.85	259.72	1.65
10/03/19	6.20	259.53	4.30	262.44	2.91	5.05	257.48	4.78	257.79	0.31
09/11/19	5.95	259.78	3.50	263.24	3.46	4.80	257.73	4.05	258.52	0.79
08/07/19	6.00	259.73	3.50	263.24	3.51	3.90	258.63	3.40	259.17	0.54
07/10/19	5.91	259.82	3.44	263.30	3.48	3.88	258.65	3.83	258.74	0.09
06/05/19	5.80	259.93	2.60	264.14	4.21	3.70	258.83	3.30	259.27	0.44
05/01/19	5.44	260.29	2.05	264.69	4.40	3.45	259.08	2.60	259.97	0.89
04/06/19	5.15	260.58	2.08	264.66	4.08	3.45	259.08	3.30	259.27	0.19
03/05/19	Under Ice	-	Under Ice	-	-	Under Ice	-	Under Ice	-	-
02/05/19	Under Ice	-	Under Ice	-	-	Under Ice	-	Under Ice	-	-
01/09/19	5.80	259.93	1.01	265.73	5.80	3.60	258.93	2.65	259.92	0.99
12/04/18	4.93	260.80	1.60	265.14	4.34	3.52	259.01	2.48	260.09	1.08
11/07/18	4.95	260.78	1.40	265.34	4.56	4.00	258.53	2.31	260.26	1.73
10/04/18	5.35	260.38	1.55	265.19	4.81	4.10	258.43	1.65	260.92	2.49
09/06/18	5.90	259.83	3.45	263.29	3.46	4.45	258.08	3.98	258.59	0.51
08/08/18	5.40	260.33	2.40	264.34	4.01	4.00	258.53	2.70	259.87	1.34
07/12/18	5.98	259.75	3.72	263.02	3.27	4.32	258.21	4.08	258.49	0.28
06/06/18	5.95	259.78	3.66	263.08	3.30	3.94	258.59	3.90	258.67	0.08
05/01/18	5.11	260.62	1.45	265.29	4.67	3.45	259.08	2.30	260.27	1.19
04/25/18	5.65	260.08	1.70	265.04	4.96	3.60	258.93	2.81	259.76	0.83
03/08/18	4.90	260.83	0.70	266.04	5.21	3.32	259.21	2.05	260.52	1.31
02/06/18	6.10	259.63	2.90	263.84	4.21	4.55	257.88	3.70	258.87	0.99
01/17/18	5.65	260.08	2.40	264.34	4.26	4.41	258.12	3.10	259.47	1.35
12/18/17	6.45	259.28	2.60	264.14	4.86	4.86	257.67	4.30	258.27	0.60
11/17/17	6.25	259.48	2.84	263.90	4.42	4.53	258.00	3.70	258.87	0.87
10/25/17	6.19	259.54	4.65	262.09	2.55	4.60	257.93	4.15	258.42	0.49
09/19/17	6.07	259.66	4.05	262.69	3.03	4.41	258.12	4.59	257.98	-0.14
08/10/17	5.92	259.81	3.56	263.18	3.37	4.23	258.30	3.80	258.77	0.47
07/12/17	5.80	259.93	2.69	264.05	4.12	3.92	258.61	3.46	259.11	0.50
06/14/17	5.64	260.09	2.56	264.18	4.09	3.65	258.88	2.03	260.54	1.66
05/23/17	5.74	259.99	2.73	264.01	4.02	3.54	258.99	3.12	259.45	0.46
04/20/17	5.54	260.19	2.40	264.34	4.15	3.51	259.02	3.23	259.34	0.32
03/21/17	Under Water	-	2.51	264.23	-	3.65	258.88	2.66	259.91	1.03
02/21/17	5.22	260.51	1.75	264.99	4.48	3.29	259.24	3.27	259.30	0.06
01/11/17	5.21	260.52	1.85	264.89	4.37	3.94	258.59	1.73	260.84	2.25
12/28/16	5.45	260.28	1.44	265.30	5.02	3.74	258.79	3.15	259.42	0.63
11/21/16	6.03	259.70	3.30	263.44	3.74	4.14	258.39	3.48	259.09	0.70
10/11/16	6.29	259.44	5.40	261.34	1.90	4.47	258.06	5.08	257.49	-0.57
09/14/16	6.14	259.59	4.29	262.45	2.86	4.61	257.92	4.84	257.73	-0.19
08/03/16	8.89	256.84	4.25	262.49	5.65	4.16	258.37	3.72	258.85	0.48
07/07/16	5.98	259.75	4.55	262.19	2.44	4.70	257.83	4.71	257.86	0.03
06/07/16	5.94	259.79	3.85	262.89	3.10	3.83	258.70	4.28	258.29	-0.41
05/03/16	5.88	259.85	3.20	263.54	3.69	3.65	258.88	3.50	259.07	0.19
04/12/16	5.77	259.96	1.82	264.92	4.96	3.51	259.02	3.04	259.53	0.51
03/21/16	5.75	259.98	2.15	264.59	4.61	3.81	258.72	2.74	259.83	1.11
02/05/16	6.10	259.63	3.01	263.73	4.10	4.00	258.53	2.75	259.82	1.29
01/07/16	5.71	260.02	2.34	264.40	4.38	4.28	258.25	3.04	259.53	1.28
12/01/15	6.32	259.41	3.30	263.44	4.03	4.83	257.70	4.26	258.31	0.61
11/02/15	5.76	259.97	2.22	264.52	4.55	4.55	257.98	3.35	259.22	1.24
10/07/15	6.12	259.61	2.88	263.86	4.25	4.71	257.82	4.09	258.48	0.66
09/15/15	6.23	259.50	3.27	263.47	3.97	4.73	257.80	4.70	257.87	0.07
08/04/15	5.95	259.78	3.20	263.54	3.76	4.71	257.82	3.80	258.77	0.95
07/22/15	5.48	260.25	2.68	264.06	3.81	4.22	258.31	2.85	259.72	1.41
06/08/15	5.95	259.78	2.80	263.94	4.16	4.05	258.48	3.75	258.82	0.34
05/05/15	5.72	260.01	2.60	264.14	4.13	3.87	258.66	3.50	259.07	0.41
04/01/15	5.93	259.80	1.40	265.34	5.54	3.90	258.63	2.67	259.90	1.27
03/02/15	5.91	259.82	2.12	264.62	4.80	3.82	258.71	2.75	259.82	1.11
02/10/15	5.90	259.83	2.25	264.49	4.66	3.80	258.73	3.00	259.57	0.84
01/06/15	5.85	259.88	2.23	264.51	4.63	3.78	258.75	2.93	259.64	0.89
12/01/14	6.45	259.28	3.65	263.09	3.81	4.85	257.68	4.52	258.05	0.37
11/04/14	6.32	259.41	3.80	262.94	3.53	4.90	257.63	4.65	257.92	0.29
10/08/14	6.25	259.48	4.51	262.31	2.83	4.93	257.60	4.63	257.94	0.34
09/04/14	5.60	260.13	2.40	264.34	4.21	4.50	258.03	3.07	259.50	1.47
08/04/14	5.90	259.83	2.02	264.72	4.89	4.27	258.26	2.65	259.92	1.66
07/07/14	4.75	260.98	2.35	264.39	3.41	4.02	258.51	3.00	259.57	1.06
06/02/14	5.78	259.95	3.17	263.57	3.62	3.78	258.75	3.76	258.81	0.06
05/06/14	8.25	257.48	2.05	264.69	7.21	3.60	258.93	2.00	260.57	1.64
04/02/14	3.90	261.83	0.90	265.84	4.01	2.95	259.58	2.17	260.40	0.82
03/19/14	6.26	259.47	2.92	263.82	4.35	4.90	257.63	3.05	259.52	1.89
02/04/14	6.17	259.56	2.80	263.94	4.38	4.87	257.66	3.00	259.57	1.91
01/09/14	6.11	259.62	2.78	263.96	4.34	4.82	257.71	2.94	259.63	1.92
12/03/13	5.07	260.66	3.02	263.72	3.06	4.76	257.77	3.61	258.96	1.19
11/06/13	6.30	259.43	3.15	263.59	4.16	5.02	257.51	4.14	258.43	0.92
10/02/13	6.20	259.53	3.65	263.09	3.56	5.10	257.43	4.40	258.17	0.74
09/11/13	6.06	259.67	3.60	263.14	3.47	4.98	257.55	4.32	258.25	0.70
08/07/13	5.86	259.87	2.02	264.72	4.85	4.72	257.81	3.65	258.92	1.11
07/01/13	5.51	260.22	2.23	264.51	4.29	3.17	259.36	3.25	259.32	-0.04
06/10/13	5.82	259.91	3.60	263.14	3.23	3.87	258.66	3.90	258.67	0.01
05/07/13	5.43	260.30	2.00	264.74	4.44	3.67	258.86	2.88	259.69	0.83
04/01/13	5.45	260.28	1.95	264.79	4.51	3.00	259.53	3.10	259.47	-0.06
03/03/13	6.27	259.46	3.30	263.44	3.98	4.28	258.25	3.98	258.59	0.34
02/05/13	6.25	259.48	3.30	263.44	3.96	4.32	258.21	3.98	258.59	0.38
01/09/13	6.18	259.55	3.30	263.44	3.89	4.42	258.11	3.98	258.59	0.48

Table 4

Hydraulic Control Trending

	Well Pair #12					Well Pair #13				
	LTMP-12		LTMW-12		Delta	LTMP-13		LTMW-13		Delta
	TOC = 267.41		TOC = 268.10			TOC = 268.23		TOC = 269.44		
Date	DTW	Water EL	DTW	Water EL		DTW	Water EL	DTW	Water EL	
12/03/24	Under Car		Under Car	-	-	Under Car	-	6.75	262.69	-
11/05/24	5.46	261.95	Under Dumpster			5.46	262.77	6.89	262.55	-0.22
10/02/24	4.50	262.91	5.12	262.98	0.07	5.61	262.62	6.18	263.26	0.64
09/05/24	4.70	262.71	5.51	262.59	-0.12	5.70	262.53	5.99	263.45	0.92
08/07/24	4.66	262.75	5.00	263.10	0.35	5.62	262.61	6.61	262.83	0.22
07/11/24	4.58	262.83	5.05	263.05	0.22	5.62	262.61	6.09	263.35	0.74
06/05/24	4.60	262.81	5.06	263.04	0.23	5.22	263.01	6.37	263.07	0.06
05/01/24	4.60	262.81	4.49	263.61	0.80	5.75	262.48	5.73	263.71	1.23
04/04/24	4.73	262.68	4.75	263.35	0.67	5.86	262.37	5.78	263.66	1.29
03/06/24	4.79	262.62	4.29	263.81	1.19	5.79	262.44	6.37	263.07	0.63
02/07/24	4.93	262.48	4.83	263.27	0.79	6.03	262.20	6.15	263.29	1.09
01/04/24	4.94	262.47	5.00	263.10	0.63	5.98	262.25	6.36	263.08	0.83
12/06/23	4.81	262.60	4.85	263.25	0.65	5.68	262.55	6.40	263.04	0.49
11/01/23	4.86	262.55	4.99	263.11	0.56	5.79	262.44	6.09	263.35	0.91
10/03/23	4.78	262.63	5.10	263.00	0.37	5.75	262.48	6.32	263.12	0.64
09/07/23	4.69	262.72	5.04	263.06	0.34	5.63	262.60	6.49	262.95	0.35
08/01/23	4.68	262.73	5.07	263.03	0.30	5.66	262.57	6.56	262.88	0.31
07/06/23	4.61	262.80	4.96	263.14	0.34	5.60	262.63	6.14	263.30	0.67
06/01/23	4.59	262.82	5.11	262.99	0.17	5.81	262.42	6.03	263.41	0.99
05/03/23	4.61	262.80	4.56	263.54	0.74	5.52	262.71	5.82	263.62	0.91
04/04/23	4.70	262.71	4.80	263.30	0.59	5.65	262.58	5.48	263.96	1.38
03/01/23	4.92	262.49	5.04	263.06	0.57	5.89	262.34	6.45	262.99	0.65
02/02/23	5.00	262.41	5.01	263.09	0.68	5.92	262.31	6.60	262.84	0.53
01/05/23	5.05	262.36	5.05	263.05	0.69	6.05	262.18	6.03	263.41	1.23
12/08/22	5.90	261.51	5.89	262.21	0.70	6.90	261.33	6.39	263.05	1.72
11/01/22	Under Car	-	Under Car	-	-	5.79	262.44	6.74	262.70	0.26
10/05/22	4.75	262.66	5.06	263.04	0.38	5.63	262.60	6.56	262.88	0.28
09/07/22	4.67	262.74	4.92	263.18	0.44	5.56	262.67	6.34	263.10	0.43
08/03/22	4.70	262.71	5.10	263.00	0.29	5.13	263.10	6.22	263.22	0.12
07/07/22	4.65	262.76	5.08	263.02	0.26	5.45	262.78	6.20	263.24	0.46
06/02/22	4.54	262.87	5.06	263.04	0.17	5.41	262.82	6.04	263.40	0.58
05/19/22	4.56	262.85	5.01	263.09	0.24	5.35	262.88	5.89	263.55	0.67
04/06/22	4.72	262.69	4.82	263.28	0.59	5.62	262.61	5.78	263.66	1.05
03/02/22	4.83	262.58	4.95	263.15	0.57	5.72	262.51	6.07	263.37	0.86
02/02/22	4.94	262.47	5.10	263.00	0.53	5.94	262.29	6.24	263.20	0.91
01/06/22	4.92	262.49	4.99	263.11	0.62	5.79	262.44	6.56	262.88	0.44
12/01/21	4.92	262.49	5.03	263.07	0.58	5.80	262.43	6.72	262.72	0.29
11/04/21	4.84	262.57	4.87	263.23	0.66	5.63	262.60	6.82	262.62	0.02
10/07/21	4.71	262.70	4.71	263.39	0.69	5.53	262.70	6.11	263.33	0.63
09/01/21	4.69	262.72	5.03	263.07	0.35	5.51	262.72	6.52	262.92	0.20
08/04/21	4.69	262.72	4.92	263.18	0.46	5.56	262.67	6.38	263.06	0.39
07/21/21	4.68	262.73	4.59	263.51	0.78	5.50	262.73	6.15	263.29	0.56
06/03/21	4.67	262.74	4.79	263.31	0.57	5.74	262.49	6.08	263.36	0.87
05/05/21	4.69	262.72	4.44	263.09	0.37	5.52	262.71	5.89	263.55	0.84
04/07/21	4.77	262.64	4.73	262.80	0.16	5.68	262.55	5.91	263.53	0.98
03/03/21	4.85	262.56	4.59	262.94	0.38	5.94	262.29	6.09	263.35	1.06
02/03/21	4.81	262.60	4.87	262.66	0.06	5.61	262.62	6.16	263.28	0.66
01/06/21	4.84	262.57	4.45	263.08	0.51	5.86	262.37	6.10	263.34	0.97
12/02/20	4.86	262.55	4.45	263.08	0.53	5.75	262.48	6.10	263.34	0.86
11/04/20	4.89	262.52	4.84	262.69	0.17	5.72	262.51	6.33	263.11	0.60
10/09/20	4.68	262.73	4.97	262.56	-0.17	5.65	262.58	6.34	263.10	0.52
09/02/20	4.71	262.70	4.95	262.58	-0.12	6.86	261.37	6.39	263.05	1.68
08/05/20	4.76	262.65	4.62	262.91	0.26	5.78	262.45	6.16	263.28	0.83
07/08/20	4.63	262.78	4.91	262.62	-0.16	5.35	262.88	6.38	263.06	0.18
06/04/20	4.64	262.77	4.88	262.65	-0.12	5.36	262.87	6.07	263.37	0.50
05/13/20	4.76	262.65	4.83	262.70	0.05	5.70	262.53	5.88	263.56	1.03
04/04/20	4.68	262.73	4.40	263.13	0.40	5.50	262.73	5.72	263.72	0.99
03/04/20	Inaccessible	-	Inaccessible	-	-	Inaccessible	-	5.92	263.52	-
02/05/20	4.95	262.46	4.86	262.67	0.21	5.60	262.63	6.10	263.34	0.71
01/07/20	4.88	262.53	4.64	262.89	0.36	Under Car	-	6.40	263.04	-
12/12/19	4.97	262.44	4.36	263.17	0.73	5.89	262.34	5.97	263.47	1.13
11/06/19	4.83	262.58	4.75	262.78	0.20	5.90	262.33	5.88	263.56	1.23
10/03/19	4.85	262.56	5.10	262.43	-0.13	5.50	262.73	6.50	262.94	0.21
09/11/19	4.70	262.71	5.00	262.53	-0.18	Under Car	-	6.50	262.94	-
08/07/19	4.64	262.77	4.58	262.95	0.18	5.50	262.73	6.16	263.28	0.55
07/10/19	5.40	262.01	5.00	262.53	0.52	5.50	262.73	6.40	263.04	0.31
06/05/19	3.70	263.71	4.70	262.83	-0.88	Under Car	-	5.45	263.99	-
05/01/19	4.45	262.96	4.55	262.98	0.02	5.35	262.88	5.62	263.82	0.94
04/06/19	4.90	262.51	4.75	262.78	0.27	Under Car	-	5.90	263.54	-
03/05/19	5.10	262.31	Under Snow	-	-	6.00	262.23	6.30	263.14	0.91
02/05/19	5.15	262.26	Under Snow	-	-	5.81	262.42	6.30	263.14	0.72
01/09/19	5.05	262.36	4.95	262.58	0.22	5.00	263.23	6.05	263.39	0.16
12/04/18	5.41	262.00	5.49	262.04	0.04	5.92	262.31	6.03	263.41	1.10
11/07/18	Under Car	-	Under Car	-	-	5.29	262.94	6.10	263.34	0.40
10/04/18	5.15	262.26	4.63	262.90	0.64	5.90	262.33	6.20	263.24	0.91
09/06/18	5.10	262.31	5.10	262.43	0.12	5.80	262.43	6.13	263.31	0.88
08/08/18	6.40	261.01	4.85	262.68	1.67	5.90	262.33	5.07	264.37	2.04
07/12/18	5.35	262.06	5.13	262.40	0.34	5.90	262.33	6.51	262.93	0.60
06/06/18	5.35	262.06	5.10	262.43	0.37	5.95	262.28	6.45	262.90	0.71
05/01/18	5.09	262.32	4.62	262.91	0.59	5.90	262.33	6.15	263.29	0.96
04/25/18	5.00	262.41	4.90	262.63	0.22	5.90	262.33	6.10	263.34	1.01
03/08/18	5.02	262.39	4.50	263.03	0.64	5.80	262.43	5.85	263.59	1.16
02/06/18	5.15	262.26	5.10	262.43	0.17	Under Car	-	6.42	263.02	-
01/17/18	5.10	262.31	4.96	262.57	0.26	5.35	262.88	6.31	263.13	0.25
12/18/17	5.10	262.31	5.40	262.13	-0.18	5.95	262.28	6.70	262.74	0.46
11/07/17	NR	-	NR	-	-	NR	-	6.62	262.82	-
10/25/17	5.05	262.36	5.10	262.43	0.07	5.78	262.45	6.48	262.96	0.51
09/19/17	5.05	262.36	5.47	262.06	-0.30	6.12	262.11	6.51	262.93	0.82
08/10/17	5.11	262.30	5.16	262.37	0.07	6.03	262.20	6.37	263.07	0.87
07/12/17	5.12	262.29	5.02	262.51	0.22	5.85	262.38	6.05	263.39	1.01
06/14/17	5.17	262.24	5.01	262.52	0.28	5.94	262.29	5.91	263.53	1.24
05/23/17	5.11	262.30	4.95	262.58	0.28	5.99	262.24	5.98	263.46	1.22
04/20/17	5.10	262.31	4.81	262.72	0.41	6.10	262.13	5.70	263.74	1.61
03/21/17	5.05	262.36	4.79	262.74	0.38	5.93	262.30	5.89	263.55	1.25
02/21/17	4.65	262.76	5.19	262.34	-0.42	4.07	264.16	5.88	263.56	-0.60
01/11/17	5.01	262.40	4.85	262.68	0.28	5.83	262.40	6.05	263.39	0.99
12/28/16	5.16	262.25	4.74	262.79	0.54	5.96	262.27	6.09	263.35	1.08
11/21/16	5.15	262.26	5.20	262.33	0.07	6.25	261.98	6.14	263.30	1.32
10/11/16	5.28	262.13	5.30	262.23	0.10	5.90	262.33	6.36	263.08	0.75
09/14/16	5.29	262.12	5.29	262.24	0.12	6.14	262.09	6.36	263.08	0.99
08/03/16	5.25	262.16	4.88	262.65	0.49	6.25	261.98	6.13	263.31	1.33
07/07/16	5.25	262.16	5.05	262.48	0.32	6.29	261.94	6.07	263.37	1.43
06/07/16	5.38	262.02	5.01	262.52	0.50	6.52	261.71	6.08	263.36	1.65
05/03/16	5.37	262.04	4.96	262.57	0.53	6.42	261.81	6.00	263.44	1.63
04/12/16	5.19	262.22	4.65	262.88	0.66	6.14	262.09	5.92	263.52	1.43
03/21/16	5.31	262.10	4.86	262.67	0.57	6.12	262.11	5.89	263.55	1.44
02/05/16	5.51	261.90	4.89	262.64	0.74	6.21	262.02	5.88	263.56	1.54
01/07/16	5.41	262.00	4.85	262.68	0.68	6.32	261.91	5.78	263.66	1.75
12/01/15	5.71	261.70	5.10	262.43	0.73	6.40	261.83	6.03	263.41	1.58
11/02/15	5.40	262.01	4.82	262.71	0.70	6.26	261.97	5.80	263.64	1.67
10/07/15	5.46	261.95	5.01	262.52	0.57	6.37	261.86	5.97	263.47	1.61
09/15/15	5.55	261.86	4.86	262.67	0.81	6.42	261.81	5.98	263.46	1.65
08/04/15	5.39	262.02	5.00	262.53	0.51	6.25	261.98	6.00	263.44	1.46
07/22/15	5.27	262.14	4.80	262.73	0.59	6.39	261.84	6.01	263.43	1.59
06/08/15										
05/05/15										
04/01/15										
03/02/15										
02/10/15										
01/06/15										
12/01/14										
11/04/14										
10/08/14										
09/04/14										
08/04/14										
07/07/14										
06/02/14										
05/06/14										
04/02/14										
03/19/14										
02/04/14										
01/09/14										
12/03/13										
11/06/13										
10/02/13										
09/11/13										
08/07/13										
07/01/13										
06/10/13										
05/07/13										
04/01/13										
03/03/13										
02/05/13										
01/09/13										

Table 4

Hydraulic Control Trending

	Well Pair #14					Well Pair #15				
	LTMP-14		LTMW-14		Delta	LTMP-15		LTMW-15		Delta
	TOC = 267.65		TOC = 268.08			TOC = 263.32		TOC = 263.72		
Date	DTW	Water EL	DTW	Water EL		DTW	Water EL	DTW	Water EL	
12/03/24	5.41	262.24	2.07	266.01	3.77	3.41	259.91	3.98	259.74	-0.17
11/05/24	6.18	261.47	2.00	266.08	4.61	4.19	259.13	4.27	259.45	0.32
10/02/24	5.77	261.88	1.63	266.45	4.57	4.05	259.27	4.30	259.42	0.15
09/05/24	5.58	262.07	1.41	266.67	4.60	3.90	259.42	4.34	259.38	-0.04
08/07/24	5.37	262.28	1.28	266.80	4.52	3.53	259.79	4.20	259.52	-0.27
07/11/24	5.38	262.27	0.82	267.26	4.99	4.60	258.72	1.08	262.64	3.92
06/05/24	5.28	262.37	0.45	267.63	5.26	3.42	259.90	4.05	259.67	-0.23
05/01/24	4.66	262.99	0.25	267.83	4.84	2.44	260.88	3.85	259.87	-1.01
04/04/24	4.22	263.43	0.47	267.61	4.18	2.52	260.80	3.91	259.81	-0.99
03/06/24	4.98	262.67	0.80	267.28	4.61	2.33	260.99	5.11	258.61	-2.38
02/07/24	4.99	262.66	1.00	267.08	4.42	3.03	260.29	4.14	259.58	-0.71
01/04/24	5.21	262.44	1.78	266.30	3.86	3.19	260.13	4.09	259.63	-0.50
12/06/23	5.13	262.52	2.20	265.88	3.36	3.76	259.56	3.95	259.77	0.21
11/01/23	5.73	261.92	2.21	265.87	3.95	3.82	259.50	4.44	259.28	-0.22
10/03/23	5.89	261.76	2.25	265.83	4.07	4.09	259.23	4.31	259.41	0.18
09/07/23	5.66	261.99	2.02	266.06	4.07	4.04	259.28	4.20	259.52	0.24
08/01/23	5.35	262.30	1.54	266.54	4.24	3.81	259.51	4.11	259.61	0.10
07/06/23	5.22	262.43	1.15	266.93	4.50	3.43	259.89	4.10	259.62	-0.27
06/01/23	5.20	262.45	0.88	267.20	4.75	3.47	259.85	4.17	259.55	-0.30
05/03/23	3.08	264.57	0.55	267.53	2.96	1.30	262.02	4.04	259.68	-2.34
04/04/23	0.77	266.88	4.00	264.08	-2.80	5.60	257.72	3.95	259.77	2.05
03/01/23	5.09	262.56	1.26	266.82	4.26	2.91	260.41	4.02	259.70	-0.71
02/02/23	4.76	262.89	1.35	266.73	3.84	2.83	260.49	5.13	258.59	-1.90
01/05/23	4.64	263.01	1.74	266.34	3.33	2.29	261.03	4.05	259.67	-1.36
12/08/22	4.50	263.15	2.15	265.93	2.78	3.49	259.83	4.12	259.60	-0.23
11/01/22	5.09	262.56	2.19	265.89	3.33	3.57	259.75	4.36	259.36	-0.39
10/05/22	5.10	262.55	2.27	265.81	3.26	3.56	259.76	4.30	259.42	-0.34
09/07/22	4.86	262.79	2.02	266.06	3.27	3.05	260.27	4.28	259.44	-0.83
08/03/22	5.10	262.55	1.20	266.88	4.33	3.16	260.16	4.30	259.42	-0.74
07/07/22	5.09	262.56	1.10	266.98	4.42	3.34	259.98	4.17	259.55	-0.43
06/02/22	5.07	262.58	0.59	267.49	4.91	2.98	260.34	4.06	259.66	-0.68
05/19/22	4.75	262.90	0.44	267.64	4.74	2.65	260.67	4.01	259.71	-0.96
04/06/22	4.58	263.07	0.64	267.44	4.37	2.54	260.78	4.48	259.24	-1.54
03/02/22	4.96	262.69	1.10	266.98	4.29	3.14	260.18	4.48	259.24	-0.94
02/02/22	6.30	261.35	1.25	266.83	5.48	4.49	258.83	4.61	259.11	0.28
01/06/22	5.33	262.32	1.03	267.05	4.73	3.57	259.75	4.04	259.68	-0.07
12/01/21	5.97	261.68	1.24	266.84	5.16	4.86	258.46	3.88	259.84	1.38
11/04/21	5.04	262.61	1.27	266.81	4.20	3.47	259.85	4.00	259.72	-0.13
10/07/21	4.94	262.71	1.37	266.71	4.00	3.48	259.84	3.96	259.76	-0.08
09/01/21	5.67	261.98	1.36	266.72	4.74	2.87	260.45	4.17	259.55	-0.90
08/04/21	4.98	262.67	1.42	266.66	3.99	3.53	259.79	4.06	259.66	-0.13
07/21/21	5.15	262.50	1.42	266.66	4.16	3.24	260.08	4.18	259.54	-0.54
06/03/21	5.17	262.48	1.12	266.96	4.48	3.80	259.52	4.21	259.51	-0.01
05/05/21	4.52	263.13	0.89	267.28	4.15	1.72	261.60	4.12	259.60	-2.00
04/07/21	5.21	262.44	1.12	267.05	4.61	3.09	260.23	4.20	259.52	-0.71
03/03/21	5.41	262.24	1.32	266.85	4.61	4.73	258.59	3.71	260.01	1.42
02/03/21	5.67	261.98	1.39	266.78	4.80	3.94	259.38	4.25	259.47	0.09
01/06/21	4.55	263.10	1.95	266.22	3.12	2.66	260.66	4.26	259.46	-1.20
12/02/20	5.06	262.59	1.95	266.22	3.63	3.07	260.25	4.26	259.46	-0.79
11/04/20	5.20	262.45	2.26	265.91	3.46	3.63	259.69	4.42	259.30	-0.39
10/09/20	5.35	262.30	2.23	265.94	3.64	4.93	258.39	4.46	259.26	0.87
09/02/20	5.15	262.50	1.95	266.22	3.72	3.87	259.45	4.38	259.34	-0.11
08/05/20	4.88	262.77	1.51	266.66	3.89	3.54	259.78	4.18	259.54	-0.24
07/08/20	5.32	262.33	1.29	266.88	4.55	3.94	259.38	4.25	259.47	0.09
06/04/20	5.45	262.20	0.90	267.27	5.07	3.45	259.87	4.18	259.54	-0.33
05/13/20	7.08	260.57	0.73	267.44	6.87	3.01	260.31	4.14	259.58	-0.73
04/04/20	4.47	263.18	0.73	267.44	4.26	2.50	260.82	4.00	259.72	-1.10
03/04/20	4.70	262.95	0.90	267.27	4.32	2.20	261.12	5.60	258.12	-3.00
02/05/20	5.40	262.25	1.05	267.12	4.87	3.50	259.82	4.20	259.52	-0.30
01/07/20	5.00	262.65	1.00	267.17	4.52	6.00	257.32	3.10	260.62	3.30
12/12/19	4.86	262.79	1.24	266.93	4.14	2.85	260.47	4.10	259.62	-0.85
11/09/19	5.10	262.55	1.76	266.41	3.86	3.87	259.45	4.56	259.16	-0.29
10/03/19	6.10	261.55	2.10	266.07	4.52	4.85	258.47	4.70	259.02	0.55
09/11/19	5.00	262.65	1.80	266.37	3.72	4.60	258.72	4.50	259.22	0.50
08/07/19	5.58	262.07	1.50	266.67	4.60	4.10	259.22	4.35	259.37	0.15
07/10/19	5.50	262.15	1.00	267.17	5.02	3.90	259.42	4.25	259.47	0.05
06/05/19	3.30	264.35	0.60	267.57	3.22	5.60	257.72	4.20	259.52	1.80
05/01/19	4.80	262.85	0.40	267.77	4.92	2.90	260.42	4.00	259.72	-0.70
04/06/19	4.75	262.90	0.60	267.57	4.67	2.75	260.57	4.20	259.52	-1.05
03/05/19	NM	-	0.60	267.57	-	3.60	259.72	4.15	259.57	-0.15
02/05/19	4.00	263.65	1.10	267.07	3.42	3.50	259.82	4.40	259.32	-0.50
01/09/19	5.00	262.65	1.00	267.17	4.52	3.05	260.27	4.30	259.42	-0.85
12/04/18	5.18	262.47	1.27	266.90	4.43	3.15	260.17	4.18	259.54	-0.63
11/07/18	5.64	262.01	1.70	266.47	4.46	3.96	259.36	4.11	259.61	0.25
10/04/18	5.65	262.00	1.95	266.22	4.22	4.10	259.22	4.25	259.47	0.25
09/06/18	5.90	261.75	1.80	266.37	4.62	4.50	258.82	4.50	259.22	0.40
08/08/18	5.60	262.05	1.70	266.47	4.42	4.10	259.22	4.30	259.42	0.20
07/12/18	5.85	261.80	1.60	266.57	4.77	4.25	259.07	4.40	259.32	0.25
06/06/18	5.46	262.19	0.86	267.31	5.12	3.72	259.60	4.40	259.32	-0.28
05/01/18	5.05	262.60	0.70	267.47	4.87	3.00	260.32	4.10	259.62	-0.70
04/25/18	5.15	262.50	0.85	267.32	4.82	2.80	260.52	4.20	259.52	-1.00
03/08/18	3.88	263.76	1.12	267.05	3.29	2.40	260.92	4.05	259.67	-1.25
02/06/18	6.34	261.31	1.98	266.19	4.88	4.44	258.88	4.50	259.22	0.34
01/17/18	6.45	261.20	2.10	266.07	4.87	4.40	258.92	4.35	259.37	0.45
12/18/17	6.60	261.05	2.50	265.67	4.62	4.45	258.87	5.70	258.02	-0.85
11/07/17	6.25	261.40	2.35	265.82	4.42	4.50	258.82	4.51	259.21	0.39
10/25/17	6.31	261.34	2.27	265.90	4.56	4.60	258.72	4.63	259.09	0.37
09/19/17	5.99	261.66	1.91	266.26	4.60	4.49	258.83	4.42	259.30	0.47
08/10/17	5.45	262.20	1.21	266.96	4.76	4.04	259.28	4.23	259.49	0.21
07/12/17	5.18	262.47	0.09	268.08	5.61	3.65	259.67	4.15	259.57	-0.10
06/14/17	5.03	262.62	0.68	267.49	4.87	3.28	260.04	4.06	259.66	-0.38
05/23/17	4.99	262.66	0.56	267.61	4.95	3.11	260.21	4.07	259.65	-0.56
04/20/17	4.92	262.73	0.58	267.59	4.86	3.03	260.29	4.06	259.66	-0.63
03/21/17	3.18	264.47	3.74	264.43	-0.04	5.60	257.72	4.12	259.60	1.88
02/21/17	3.18	264.47	0.95	267.22	2.75	5.63	257.69	4.08	259.64	1.95
01/11/17	3.82	263.83	1.65	266.52	2.69	5.67	257.65	4.38	259.34	1.69
12/28/16	5.37	262.28	1.89	266.28	4.00	3.23	260.09	4.45	259.27	-0.82
11/21/16	4.42	263.23	2.60	265.57	2.34	5.70	257.62	4.68	259.04	1.42
10/11/16	4.40	263.25	2.71	265.46	2.21	5.70	257.62	4.75	258.97	1.35
09/14/16	6.01	261.64	2.44	265.73	4.09	5.62	257.70	4.70	259.02	1.32
08/03/16	5.52	262.13	2.00	266.17	4.04	4.02	259.30	4.38	259.34	0.04
07/07/16	5.75	261.90	1.54	266.63	4.73	4.25	259.07	4.33	259.39	0.32
06/07/16	5.46	262.19	1.00	267.17	4.98	3.90	259.42	4.24	259.48	0.06
05/03/16	5.88	261.77	0.92	267.25	5.48	3.68	259.64	4.00	259.72	0.08
04/12/16	5.11	262.54	0.95	267.22	4.68	3.85	259.47	4.13	259.59	0.12
03/21/16	5.43	262.22	0.98	267.19	4.97	3.90	259.42	4.15	259.57	0.15
02/05/16	5.93	261.72	1.36	266.81	5.09	3.97	259.35	4.17	259.55	0.20
01/07/16	6.02	261.63	1.85	266.32	4.69	4.27	259.05	4.31	259.41	0.36
12/01/15	6.40	261.25	2.30	265.87	4.62	4.90	258.42	4.89	259.03	0.61
11/02/15	6.00	261.65	2.22	265.95	4.30	4.60	258.72	4.41	259.31	0.59
10/07/15	6.13	261.52	2.45	265.72	4.20	4.43	258.89	4.77	258.95	0.06
09/15/15	6.07	261.58	2.21	265.96	4.38	4.75	258.57	4.35	259.37	0.80
08/04/15	5.83	261.82	1.65	266.52	4.70	4.68	258.64	4.30	259.42	0.78
07/22/15	5.52	262.13	1.47	266.70	4.57	4.28	259.04	4.16	259.56	0.52
06/08/15	5.74	261.91	1.40	266.77	4.86	4.50	258.82	4.07	259.65	0.83
05/05/15	5.28	262.37	1.10	267.07	4.70	4.58	258.74	4.15	259.57	0.83
04/01/15	5.22	262.43	1.35	266.82	4.39	4.95	258.37	4.10	259.62	1.25
03/02/15	5.32	262.33	1.50	266.67	4.34	5.00	258.32	4.25	259.47	1.15
02/10/15	5.40	262.25	1.63	266.54	4.29	5.03	258.29	4.30	259.42	1.13
01/06/15	5.37	262.28	1.61	266.56	4.28	5.01	258.31	4.25	259.47	1.16
12/01/14	6.35	261.30	2.58	265.59	4.29	4.89	258.43	4.72	259.00	0.57
11/04/14	6.38	261.27	2.35	265.82	4.55	5.05	258.27	4.70	259.02	0.75
10/08/14	5.36	262.29	2.22	265.95	3.66	5.06	258.26	4.65	259.07	0.81
09/04/14	5.85	261.80	1.78	266.39	4.59	4.30	259.02	4.50	259.22	0.20
08/04/14	5.72	261.93	1.40	266.77	4.84	4.10	259.22	4.18	259.54	0.32
07/07/14	5.85	261.80	1.22	266.95	5.15	4.02	259.30	4.23	259.49	0.19
06/02/14	5.37	262.28	0.95	267.22	4.94	3.81	259.51	5.16	258.56	-0.95
05/06/14	4.95	262.70	1.00	267.17	4.47	3.43	259.89	4.20	259.52	-0.37
04/02/14	4.29	263.36	1.11	267.06	3.70	2.62	260.70	3.98	259.74	-0.96
03/19/14	5.12	262.53	2.15	266.02	3.49	4.35	258.97	4.63	259.09	0.12
02/04/14	5.05	262.60	2.12	266.05	3.45	4.24	259.08	4.58	259.14	0.06
01/09/14	5.00	262.65	2.08	266.09	3.44	4.22	259.10	4.53	259.19	0.09
12/03/13	5.90	261.75	2.45	265.72	3.97	4.66	258.66	4.50	259.22	0.56
11/06/13	6.16	261.49	2.40	265.77	4.28	4.90	258.42	4.85	259.07	0.65
10/02/13	5.05	262.60	2.25	265.92	3.32	5.00	258.32	4.46	259.26	0.94
09/11/13	5.80	261.85	1.70	266.47	4.62	4.80	258.52	4.42	259.30	0.78
08/07/13	5.30	262.35	1.17	267.00	4.65	4.00	259.32	4.20	259.52	0.20
07/01/13	5.04	262.61	1.05	267.12	4.51	3.28	260.04	4.13	259.59	-0.45
06/10/13	5.60	262.05	1.04	267.13	5.08	3.80	259.52	4.40	259.32	-0.20
05/07/13	5.30	262.35	1.03	267.14	4.79	3.55	259.77	4.20	259.52	-0.25
04/01/13	5.32	262.33	1.25	266.92	4.59	3.30	260.02	4.27	259.45	-0.57
03/03/13	6.37	261.28	2.02	266.15	4.87	4.47	258.85	4.63	259.09	0.24
02/05/13	6.35	261.30	2.00	266.17	4.87	4.50	258.82	4.58	259.14	0.32
01/09/13	6.45	261.20	2.28	265.89	4.69	4.55	258.77	4.66	259.06	0.29

Notes:
Delta = Water Elevation Difference between Outside and Inside Well
Positive Delta = Water Elevation in Outside Well Greater than Inside Well
LTMP = Inside Wells
LTMW = Outside Wells
TOC = Top of Casing Elevation
EL = Elevation
DTW = Depth to Water
NR = Not Recorded

2024 OM&M Report
National Grid Saratoga Excelsior Former MGP Site
43 Excelsior Avenue, Saratoga Springs, New York 12866

Table 5

Analytical Data Summary
LTMW-01

Parameter	NYSDEC AWQS (µg/L)	All Sampling Quarters in 2010-2016	January 2017	April 2017	July 2017	October 2017	All Sampling Quarters in 2018	January 2019	April 2019	July 2019	October 2019	All Sampling Quarters in 2020	January 2021	April 2021	July 2021	October 2021	January 2022	April 2022	July 2022	October 2022	January 2023	April 2023	July 2023	October 2023	January 2024	April 2024	July 2024	October 2024
Benzene	**1**	ND (<1.0)	ND (<1.0)	ND (<1.0)	ND (<1.0)	ND (<1.0)	ND (<1.0)	ND (<1.0)	ND (<1.0)	ND (<1.0)	ND (<1.0)	ND (<1.0)	ND (<1.0)	ND (<1.0)	ND (<1.0)	ND (<1.0)	ND (<1.0)	ND (<1.0)	ND (<1.0)	ND (<1.0)	ND (<1.0)	ND (<1.0)	ND (<1.0)	ND (<1.0)	ND (<1.0)	ND (<1.0)	ND (<1.0)	ND (<1.0)
Toluene	**5**	ND (<1.0)	ND (<1.0)	ND (<1.0)	ND (<1.0)	ND (<1.0)	ND (<1.0)	ND (<1.0)	ND (<1.0)	ND (<1.0)	ND (<1.0)	ND (<1.0)	ND (<1.0)	ND (<1.0)	ND (<1.0)	ND (<1.0)	ND (<1.0)	ND (<1.0)	ND (<1.0)	ND (<1.0)	ND (<1.0)	ND (<1.0)	ND (<1.0)	ND (<1.0)	ND (<1.0)	ND (<1.0)	ND (<1.0)	ND (<1.0)
Ethylbenzene	**5**	ND (<1.0)	ND (<1.0)	ND (<1.0)	ND (<1.0)	ND (<1.0)	ND (<1.0)	ND (<1.0)	ND (<1.0)	ND (<1.0)	ND (<1.0)	ND (<1.0)	ND (<1.0)	ND (<1.0)	ND (<1.0)	ND (<1.0)	ND (<1.0)	ND (<1.0)	ND (<1.0)	ND (<1.0)	ND (<1.0)	ND (<1.0)	ND (<1.0)	ND (<1.0)	ND (<1.0)	ND (<1.0)	ND (<1.0)	ND (<1.0)
Xylene (total)	**5**	ND (<4.7)	ND (<3.0)	ND (<3.0)	ND (<3.0)	ND (<3.0)	ND (<3.0)	ND (<3.0)	ND (<3.0)	ND (<3.0)	ND (<3.0)	ND (<3.0)	ND (<3.0)	ND (<3.0)	ND (<3.0)	ND (<3.0)	ND (<3.0)	ND (<3.0)	ND (<3.0)	ND (<3.0)	ND (<3.0)	ND (<3.0)	ND (<1.0)	ND (<3.0)	ND (<2.0)	ND (<2.0)	ND (<2.0)	ND (<2.0)
Acenaphthene	**20**	ND (<5.0)	ND (<0.10)	ND (<0.10)	ND (<0.10)	ND (<0.10)	ND (<0.11)	ND (<0.10)	ND (<0.10)	ND (<0.11)	ND (<0.11)	ND (<0.11)	ND (<0.099)	ND (<0.098)	ND (<0.098)	ND (<0.10)	ND (<0.10)	ND (<0.095)	ND (<0.098)	ND (<0.10)	ND (<0.083)	ND (<0.11)	ND(<0.27)	ND(<0.097)	ND(<5.0)	ND(<5.0)	ND(<5.0)	ND(<5.0)
Acenaphthylene	**NA**	ND (<5.0)	ND (<0.10)	ND (<0.10)	ND (<0.10)	ND (<0.10)	ND (<0.11)	ND (<0.10)	ND (<0.10)	ND (<0.11)	ND (<0.11)	ND (<0.11)	ND (<0.099)	ND (<0.098)	ND (<0.098)	ND (<0.10)	ND (<0.10)	ND (<0.095)	ND (<0.098)	ND (<0.10)	ND (<0.083)	ND (<0.11)	ND(<0.18)	ND(<0.097)	ND(<5.0)	ND(<5.0)	ND(<5.0)	ND(<5.0)
Anthracene	**NA**	ND (<5.0)	ND (<0.10)	ND (<0.10)	ND (<0.10)	ND (<0.10)	ND (<0.11)	ND (<0.10)	ND (<0.10)	ND (<0.11)	ND (<0.11)	ND (<0.11)	0.15	ND (<0.098)	ND (<0.098)	ND (<0.10)	ND (<0.10)	ND (<0.095)	ND (<0.098)	ND (<0.10)	0.10	ND (<0.11)	ND(<0.18)	ND(<0.097)	ND(<5.0)	ND(<5.0)	ND(<5.0)	ND(<5.0)
Benzo(a)anthracene	**0.002**	ND (<5.0)	ND (<0.10)	ND (<0.10)	ND (<0.10)	ND (<0.10)	ND (<0.11)	ND (<0.10)	ND (<0.10)	ND (<0.11)	ND (<0.11)	ND (<0.11)	**0.11**	ND (<0.098)	ND (<0.098)	ND (<0.10)	ND (<0.10)	ND (<0.095)	ND (<0.098)	ND (<0.10)	ND (<0.083)	ND (<0.11)	ND(<0.045)	ND(<0.097)	ND(<5.0)	ND(<5.0)	ND(<5.0)	ND(<5.0)
Benzo(a)pyrene	**ND**	ND (<5.0)	ND (<0.10)	ND (<0.10)	ND (<0.10)	ND (<0.10)	ND (<0.11)	ND (<0.10)	ND (<0.10)	ND (<0.11)	ND (<0.11)	ND (<0.11)	0.16	ND (<0.098)	ND (<0.098)	ND (<0.10)	ND (<0.10)	ND (<0.095)	ND(<0.098)	ND (<0.10)	ND (<0.083)	ND (<0.11)	ND(<0.091)	ND(<0.097)	ND(<5.0)	ND(<5.0)	ND(<5.0)	ND(<5.0)
Benzo(b)fluoranthene	**0.002**	ND (<5.0)	ND (<0.10)	ND (<0.10)	ND (<0.10)	ND (<0.10)	ND (<0.11)	ND (<0.10)	ND (<0.10)	ND (<0.11)	ND (<0.11)	ND (<0.11)	**0.18**	ND (<0.098)	ND (<0.098)	ND (<0.10)	ND (<0.10)	ND (<0.095)	**0.17**	ND (<0.10)	**0.093**	ND (<0.11)	ND(<0.045)	**0.11**	ND(<5.0)	ND(<5.0)	ND(<5.0)	ND(<5.0)
Benzo(g,h,i)perylene	**NA**	ND (<5.0)	ND (<0.10)	ND (<0.10)	ND (<0.10)	ND (<0.10)	ND (<0.11)	ND (<0.10)	ND (<0.10)	ND (<0.11)	ND (<0.11)	ND (<0.11)	0.11	ND (<0.098)	ND (<0.098)	ND (<0.10)	ND (<0.10)	ND (<0.095)	ND(<0.098)	ND (<0.10)	ND (<0.083)	ND (<0.11)	ND(<0.45)	ND(<0.097)	ND(<5.0)	ND(<5.0)	ND(<5.0)	ND(<5.0)
Benzo(k)fluoranthene	**0.002**	ND (<5.0)	ND (<0.10)	ND (<0.10)	ND (<0.10)	ND (<0.10)	ND (<0.11)	ND (<0.10)	ND (<0.10)	ND (<0.11)	ND (<0.11)	ND (<0.11)	**0.16**	ND (<0.098)	ND (<0.098)	ND (<0.10)	ND (<0.10)	ND (<0.095)	**0.15**	ND (<0.10)	ND (<0.083)	ND (<0.11)	ND(<0.18)	ND(<0.097)	ND(<5.0)	ND(<5.0)	ND(<5.0)	ND(<5.0)
Chrysene	**0.002**	ND (<5.0)	ND (<0.10)	ND (<0.10)	ND (<0.10)	ND (<0.10)	ND (<0.11)	ND (<0.10)	ND (<0.10)	ND (<0.11)	ND (<0.11)	ND (<0.11)	**0.12**	ND (<0.098)	ND (<0.098)	ND (<0.10)	ND (<0.10)	ND (<0.095)	**0.11**	ND (<0.10)	ND (<0.083)	ND (<0.11)	ND(<0.18)	ND(<0.097)	ND(<5.0)	ND(<5.0)	ND(<5.0)	ND(<5.0)
Dibenzo(a,h)anthracene	**NA**	ND (<5.0)	ND (<0.10)	ND (<0.10)	ND (<0.10)	ND (<0.10)	ND (<0.11)	ND (<0.10)	ND (<0.10)	ND (<0.11)	ND (<0.11)	ND (<0.11)	ND (<0.099)	ND (<0.098)	ND (<0.098)	ND (<0.10)	ND (<0.10)	ND (<0.095)	ND(<0.098)	ND (<0.10)	ND (<0.083)	ND (<0.11)	ND(<0.091)	ND(<0.097)	ND(<5.0)	ND(<5.0)	ND(<5.0)	ND(<5.0)
Fluoranthene	**50**	ND (<5.0)	ND (<0.10)	ND (<0.10)	ND (<0.10)	ND (<0.10)	ND (<0.11)	ND (<0.10)	ND (<0.10)	ND (<0.11)	ND (<0.11)	ND (<0.11)	0.11	ND (<0.098)	ND (<0.098)	ND (<0.10)	ND (<0.10)	ND (<0.095)	0.21	ND (<0.10)	ND (<0.083)	ND (<0.11)	ND(<0.45)	ND(<0.097)	ND(<5.0)	ND(<5.0)	ND(<5.0)	ND(<5.0)
Fluorene	**50**	ND (<5.0)	ND (<0.10)	ND (<0.10)	ND (<0.10)	ND (<0.10)	ND (<0.11)	ND (<0.10)	ND (<0.10)	ND (<0.11)	ND (<0.11)	ND (<0.11)	ND (<0.099)	ND (<0.098)	ND (<0.098)	ND (<0.10)	ND (<0.10)	ND (<0.095)	ND (<0.098)	ND (<0.10)	ND (<0.083)	ND (<0.11)	ND(<0.91)	ND(<0.097)	ND(<5.0)	ND(<5.0)	ND(<5.0)	ND(<5.0)
Indeno(1,2,3-cd)pyrene	**0.002**	ND (<5.0)	ND (<0.10)	ND (<0.10)	ND (<0.10)	ND (<0.10)	ND (<0.11)	ND (<0.10)	ND (<0.10)	ND (<0.11)	ND (<0.11)	ND (<0.11)	ND (<0.099)	ND (<0.098)	ND (<0.098)	ND (<0.10)	ND (<0.10)	ND (<0.095)	ND (<0.098)	ND (<0.10)	ND (<0.083)	ND (<0.11)	ND(<0.091)	ND(<0.097)	ND(<5.0)	ND(<5.0)	ND(<5.0)	ND(<5.0)
2-Methylnaphthalene	**50**	ND (<5.0)	ND (<0.10)	ND (<0.10)	0.32	ND (<0.10)	ND (<0.11)	0.14	ND (<0.10)	ND (<0.11)	ND (<0.11)	ND (<0.11)	ND (<0.099)	ND (<0.098)	ND (<0.098)	ND (<0.10)	ND (<0.10)	ND (<0.095)	ND (<0.098)	ND (<0.10)	ND (<0.083)	ND (<0.11)	ND(<0.91)	ND(<0.097)	NA	NA	NA	NA
Naphthalene	**10**	ND (<5.0)	ND (<0.10)	ND (<0.10)	ND (<0.10)	ND (<0.10)	ND (<0.11)	0.16	ND (<0.10)	ND (<0.11)	ND (<0.11)	ND (<0.11)	ND (<0.099)	ND (<0.098)	ND (<0.098)	ND (<0.10)	ND (<0.10)	ND (<0.095)	ND (<0.098)	ND (<0.10)	ND (<0.083)	ND (<0.11)	ND(<0.91)	ND(<0.097)	ND(<5.0)	ND(<5.0)	ND(<5.0)	ND(<5.0)
Phenanthrene	**50**	ND (<5.0)	ND (<0.10)	ND (<0.10)	0.11	ND (<0.10)	ND (<0.11)	0.10	ND (<0.10)	ND (<0.11)	ND (<0.11)	ND (<0.11)	ND (<0.099)	ND (<0.098)	ND (<0.098)	ND (<0.10)	ND (<0.10)	ND (<0.095)	ND (<0.098)	ND (<0.10)	ND (<0.083)	ND (<0.11)	ND(<0.045)	ND(<0.097)	ND(<5.0)	ND(<5.0)	ND(<5.0)	ND(<5.0)
Pyrene	**50**	ND (<5.0)	ND (<0.10)	ND (<0.10)	ND (<0.10)	ND (<0.10)	ND (<0.11)	ND (<0.10)	ND (<0.10)	ND (<0.11)	ND (<0.11)	ND (<0.11)	0.18	ND (<0.098)	ND (<0.098)	ND (<0.10)	ND (<0.10)	ND (<0.095)	0.17	ND (<0.10)	0.095	ND(<0.11)	ND(<0.91)	ND(<0.097)	ND(<5.0)	ND(<5.0)	ND(<5.0)	ND(<5.0)

NYSDEC = New York State Department of Environmental Conservation
AWQS = Ambient Water Quality Standards
ND (<#) = Not Detected (# is laboratory reporting limit)
µg/L = Micrograms per Liter
Bolded = values indicate exceedance of the NYSDEC AWQS
NA = Not Analyzed For.
J = Estimated Value.

Table 5

Analytical Data Summary
LTMW-02

Parameter	NYSDEC AWQS (µg/L)	All Sampling Quarters in 2010-2019	January 2020	June 2020	July 2020	October 2020	All Sampling Quarters in 2021	All Sampling Quarters in 2022	All Sampling Quarters in 2023	January 2024	April 2024	July 2024	October 2024
Benzene	**1**	ND (<1.0)	ND (<1.0)	ND (<1.0)	ND (<1.0)	ND (<1.0)	ND (<1.0)	ND (<1.0)	ND (<1.0)	ND (<1.0)	ND (<1.0)	ND (<1.0)	ND (<1.0)
Toluene	**5**	ND (<1.0)	ND (<1.0)	ND (<1.0)	ND (<1.0)	ND (<1.0)	ND (<1.0)	ND (<1.0)	ND (<1.0)	ND (<1.0)	ND (<1.0)	ND (<1.0)	ND (<1.0)
Ethylbenzene	**5**	ND (<2.0)	ND (<1.0)	ND (<1.0)	ND (<1.0)	ND (<1.0)	ND (<1.0)	ND (<1.0)	ND (<1.0)	ND (<1.0)	ND (<1.0)	ND (<1.0)	ND (<1.0)
Xylene (total)	**5**	ND (<4.7)	ND (<3.0)	ND (<3.0)	ND (<3.0)	ND (<3.0)	ND (<3.0)	ND (<3.0)	ND (<3.0)	ND (<2.0)	ND (<2.0)	ND (<2.0)	ND (<2.0)
Acenaphthene	**20**	ND (<4.9)	ND (<0.099)	ND (<0.11)	ND (<0.11)	ND (<0.098)	ND (<0.10)	ND (<0.10)	ND (<0.11)	ND (<5.0)	ND (<5.0)	ND (<5.0)	ND (<5.0)
Acenaphthylene	**NA**	ND (<4.9)	ND (<0.099)	ND (<0.11)	ND (<0.11)	ND (<0.098)	ND (<0.10)	ND (<0.10)	ND (<0.11)	ND (<5.0)	ND (<5.0)	ND (<5.0)	ND (<5.0)
Anthracene	**NA**	ND (<4.9)	ND (<0.099)	ND (<0.11)	ND (<0.11)	ND (<0.098)	ND (<0.10)	ND (<0.10)	ND (<0.11)	ND (<5.0)	ND (<5.0)	ND (<5.0)	ND (<5.0)
Benzo(a)anthracene	**0.002**	ND (<4.9)	ND (<0.099)	ND (<0.11)	ND (<0.11)	ND (<0.098)	ND (<0.10)	ND (<0.10)	ND (<0.11)	ND (<5.0)	ND (<5.0)	ND (<5.0)	ND (<5.0)
Benzo(a)pyrene	**ND**	ND (<4.9)	ND (<0.099)	ND (<0.11)	ND (<0.11)	ND (<0.098)	ND (<0.10)	ND (<0.10)	ND (<0.11)	ND (<5.0)	ND (<5.0)	ND (<5.0)	ND (<5.0)
Benzo(b)fluoranthene	**0.002**	ND (<4.9)	ND (<0.099)	**0.12**	ND (<0.11)	ND (<0.098)	ND (<0.10)	ND (<0.10)	ND (<0.11)	ND (<5.0)	ND (<5.0)	ND (<5.0)	ND (<5.0)
Benzo(g,h,i)perylene	**NA**	ND (<4.9)	ND (<0.099)	ND (<0.11)	ND (<0.11)	ND (<0.098)	ND (<0.10)	ND (<0.10)	ND (<0.11)	ND (<5.0)	ND (<5.0)	ND (<5.0)	ND (<5.0)
Benzo(k)fluoranthene	**0.002**	ND (<4.9)	ND (<0.099)	ND (<0.11)	ND (<0.11)	ND (<0.098)	ND (<0.10)	ND (<0.10)	ND (<0.11)	ND (<5.0)	ND (<5.0)	ND (<5.0)	ND (<5.0)
Chrysene	**0.002**	ND (<4.9)	ND (<0.099)	ND (<0.11)	ND (<0.11)	ND (<0.098)	ND (<0.10)	ND (<0.10)	ND (<0.11)	ND (<5.0)	ND (<5.0)	ND (<5.0)	ND (<5.0)
Dibenzo(a,h)anthracene	**NA**	ND (<4.9)	ND (<0.099)	ND (<0.11)	ND (<0.11)	ND (<0.098)	ND (<0.10)	ND (<0.10)	ND (<0.11)	ND (<5.0)	ND (<5.0)	ND (<5.0)	ND (<5.0)
Fluoranthene	**50**	ND (<4.9)	ND (<0.099)	ND (<0.11)	ND (<0.11)	ND (<0.098)	ND (<0.10)	ND (<0.10)	ND (<0.11)	ND (<5.0)	ND (<5.0)	ND (<5.0)	ND (<5.0)
Fluorene	**50**	ND (<4.9)	ND (<0.099)	ND (<0.11)	ND (<0.11)	ND (<0.098)	ND (<0.10)	ND (<0.10)	ND (<0.11)	ND (<5.0)	ND (<5.0)	ND (<5.0)	ND (<5.0)
Indeno(1,2,3-cd)pyrene	**0.002**	ND (<4.9)	ND (<0.099)	ND (<0.11)	ND (<0.11)	ND (<0.098)	ND (<0.10)	ND (<0.10)	ND (<0.11)	ND (<5.0)	ND (<5.0)	ND (<5.0)	ND (<5.0)
2-Methylnaphthalene	**50**	ND (<4.9)	ND (<0.099)	ND (<0.11)	ND (<0.11)	ND (<0.098)	ND (<0.10)	ND (<0.10)	ND (<0.11)	NA	NA	NA	NA
Naphthalene	**10**	ND (<4.9)	ND (<0.099)	ND (<0.11)	ND (<0.11)	ND (<0.098)	ND (<0.10)	ND (<0.10)	ND (<0.11)	ND (<5.0)	ND (<5.0)	ND (<5.0)	ND (<5.0)
Phenanthrene	**50**	ND (<4.9)	ND (<0.099)	ND (<0.11)	ND (<0.11)	ND (<0.098)	ND (<0.10)	ND (<0.10)	ND (<0.11)	ND (<5.0)	ND (<5.0)	ND (<5.0)	ND (<5.0)
Pyrene	**50**	ND (<4.9)	ND (<0.099)	ND (<0.11)	ND (<0.11)	ND (<0.098)	ND (<0.10)	ND (<0.10)	ND (<0.11)	ND (<5.0)	ND (<5.0)	ND (<5.0)	ND (<5.0)

NYSDEC = New York State Department of Environmental Conservation
AWQS = Ambient Water Quality Standards
ND (<#) = Not Detected (# is laboratory reporting limit)
µg/L = Micrograms per Liter
Bolded = values indicate exceedance of the NYSDEC AWQS
NA = Not Analyzed For.
J = Estimated Value.

Table 5

Analytical Data Summary
LTMW-03

Parameter	NYSDEC AWQS (µg/L)	All Sampling Quarters in 2010-2018	January 2019	April 2019	July 2019	October 2019	All Sampling Quarters in 2020	January 2021	April 2021	July 2021	October 2021	January 2022	April 2022	July 2022	October 2022	All Sampling Quarters in 2023	January 2024	April 2024	July 2024	October 2024
Benzene	**1**	ND (<1.0)	ND (<1.0)	ND (<1.0)	ND (<1.0)	ND (<1.0)	ND (<1.0)	ND (<1.0)	ND (<1.0)	ND (<1.0)	ND (<1.0)	ND (<1.0)	ND (<1.0)	ND (<1.0)	ND (<1.0)	ND (<1.0)	ND (<1.0)	ND (<1.0)	ND (<1.0)	ND (<1.0)
Toluene	**5**	ND (<1.0)	ND (<1.0)	ND (<1.0)	ND (<1.0)	ND (<1.0)	ND (<1.0)	ND (<1.0)	ND (<1.0)	ND (<1.0)	ND (<1.0)	ND (<1.0)	ND (<1.0)	ND (<1.0)	ND (<1.0)	ND (<1.0)	ND (<1.0)	ND (<1.0)	ND (<1.0)	ND (<1.0)
Ethylbenzene	**5**	ND (<2.0)	ND (<1.0)	ND (<1.0)	ND (<1.0)	ND (<1.0)	ND (<1.0)	ND (<1.0)	ND (<1.0)	ND (<1.0)	ND (<1.0)	ND (<1.0)	ND (<1.0)	ND (<1.0)	ND (<1.0)	ND (<1.0)	ND (<1.0)	ND (<1.0)	ND (<1.0)	ND (<1.0)
Xylene (total)	**5**	ND (<4.7)	ND (<3.0)	ND (<3.0)	ND (<3.0)	ND (<3.0)	ND (<3.0)	ND (<3.0)	ND (<3.0)	ND (<3.0)	ND (<3.0)	ND (<3.0)	ND (<3.0)	ND (<3.0)	ND (<3.0)	ND (<3.0)	ND (<2.0)	ND (<2.0)	ND (<2.0)	ND (<2.0)
Acenaphthene	**20**	ND (<4.8)	ND (<0.10)	ND (<0.10)	ND (<0.098)	ND (<0.099)	ND (<0.11)	ND (<0.096)	ND (<0.099)	ND (<0.10)	ND (<0.099)	ND (<0.098)	ND (<0.099)	ND (<0.10)	0.11	ND (<0.11)	ND (<5.0)	ND (<5.0)	ND (<5.0)	1.7 J
Acenaphthylene	**NA**	ND (<4.8)	ND (<0.10)	ND (<0.10)	ND (<0.098)	ND (<0.099)	ND (<0.11)	ND (<0.096)	ND (<0.099)	ND (<0.10)	ND (<0.099)	ND (<0.098)	ND (<0.099)	ND (<0.10)	ND (<0.10)	ND (<0.11)	ND (<5.0)	ND (<5.0)	ND (<5.0)	ND (<5.0)
Anthracene	**NA**	ND (<4.8)	ND (<0.10)	ND (<0.10)	ND (<0.098)	ND (<0.099)	ND (<0.11)	ND (<0.096)	ND (<0.099)	ND (<0.10)	ND (<0.099)	ND (<0.098)	ND (<0.099)	ND (<0.10)	ND (<0.10)	ND (<0.11)	ND (<5.0)	ND (<5.0)	ND (<5.0)	ND (<5.0)
Benzo(a)anthracene	**0.002**	ND (<4.8)	ND (<0.10)	ND (<0.10)	ND (<0.098)	ND (<0.099)	ND (<0.11)	ND (<0.096)	ND (<0.099)	ND (<0.10)	ND (<0.099)	ND (<0.098)	ND (<0.099)	ND (<0.10)	ND (<0.10)	ND (<0.11)	ND (<5.0)	ND (<5.0)	ND (<5.0)	ND (<5.0)
Benzo(a)pyrene	**ND**	ND (<4.8)	ND (<0.10)	ND (<0.10)	ND (<0.098)	ND (<0.099)	ND (<0.11)	ND (<0.096)	**0.11**	ND (<0.10)	ND (<0.099)	ND (<0.098)	ND (<0.099)	ND (<0.10)	ND (<0.10)	ND (<0.11)	ND (<5.0)	ND (<5.0)	ND (<5.0)	ND (<5.0)
Benzo(b)fluoranthene	**0.002**	ND (<4.8)	ND (<0.10)	ND (<0.10)	ND (<0.098)	ND (<0.099)	ND (<0.11)	ND (<0.096)	**0.18**	ND (<0.10)	ND (<0.099)	ND (<0.098)	ND (<0.099)	ND (<0.10)	ND (<0.10)	ND (<0.11)	ND (<5.0)	ND (<5.0)	ND (<5.0)	ND (<5.0)
Benzo(g,h,i)perylene	**NA**	ND (<4.8)	ND (<0.10)	ND (<0.10)	ND (<0.098)	ND (<0.099)	ND (<0.11)	ND (<0.096)	ND (<0.099)	ND (<0.10)	ND (<0.099)	ND (<0.098)	ND (<0.099)	ND (<0.10)	ND (<0.10)	ND (<0.11)	ND (<5.0)	ND (<5.0)	ND (<5.0)	ND (<5.0)
Benzo(k)fluoranthene	**0.002**	ND (<4.8)	ND (<0.10)	ND (<0.10)	ND (<0.098)	ND (<0.099)	ND (<0.11)	ND (<0.096)	**0.18**	ND (<0.10)	ND (<0.099)	ND (<0.098)	ND (<0.099)	ND (<0.10)	ND (<0.10)	ND (<0.11)	ND (<5.0)	ND (<5.0)	ND (<5.0)	ND (<5.0)
Chrysene	**0.002**	ND (<4.8)	ND (<0.10)	ND (<0.10)	ND (<0.098)	ND (<0.099)	ND (<0.11)	ND (<0.096)	**0.099**	ND (<0.10)	ND (<0.099)	ND (<0.098)	ND (<0.099)	ND (<0.10)	ND (<0.10)	ND (<0.11)	ND (<5.0)	ND (<5.0)	ND (<5.0)	ND (<5.0)
Dibenzo(a,h)anthracene	**NA**	ND (<4.8)	ND (<0.10)	ND (<0.10)	ND (<0.098)	ND (<0.099)	ND (<0.11)	ND (<0.096)	ND (<0.099)	ND (<0.10)	ND (<0.099)	ND (<0.098)	ND (<0.099)	ND (<0.10)	ND (<0.10)	ND (<0.11)	ND (<5.0)	ND (<5.0)	ND (<5.0)	ND (<5.0)
Fluoranthene	**50**	ND (<4.8)	ND (<0.10)	ND (<0.10)	ND (<0.098)	ND (<0.099)	ND (<0.11)	ND (<0.096)	0.15	ND (<0.10)	ND (<0.099)	ND (<0.098)	ND (<0.099)	ND (<0.10)	0.19	ND (<0.11)	ND (<5.0)	ND (<5.0)	ND (<5.0)	ND (<5.0)
Fluorene	**50**	ND (<4.8)	ND (<0.10)	ND (<0.10)	ND (<0.098)	ND (<0.099)	ND (<0.11)	ND (<0.096)	ND (<0.099)	ND (<0.10)	ND (<0.099)	ND (<0.098)	ND (<0.099)	ND (<0.10)	0.20	ND (<0.11)	ND (<5.0)	ND (<5.0)	ND (<5.0)	ND (<5.0)
Indeno(1,2,3-cd)pyrene	**0.002**	ND (<4.8)	ND (<0.10)	ND (<0.10)	ND (<0.098)	ND (<0.099)	ND (<0.11)	ND (<0.096)	ND (<0.099)	ND (<0.10)	ND (<0.099)	ND (<0.098)	ND (<0.099)	ND (<0.10)	ND (<0.10)	ND (<0.11)	ND (<5.0)	ND (<5.0)	ND (<5.0)	ND (<5.0)
2-Methylnaphthalene	**50**	ND (<4.8)	ND (<0.10)	ND (<0.10)	ND (<0.098)	ND (<0.099)	ND (<0.11)	ND (<0.096)	ND (<0.099)	ND (<0.10)	ND (<0.099)	ND (<0.098)	ND (<0.099)	ND (<0.10)	ND (<0.10)	ND (<0.11)	NA	NA	NA	NA
Naphthalene	**10**	ND (<4.8)	ND (<0.10)	ND (<0.10)	ND (<0.098)	0.12	ND (<0.11)	ND (<0.096)	ND (<0.099)	ND (<0.10)	ND (<0.099)	ND (<0.098)	ND (<0.099)	ND (<0.10)	ND (<0.10)	ND (<0.11)	ND (<5.0)	ND (<5.0)	ND (<5.0)	ND (<5.0)
Phenanthrene	**50**	ND (<4.8)	ND (<0.10)	ND (<0.10)	ND (<0.098)	ND (<0.099)	ND (<0.11)	ND (<0.096)	ND (<0.099)	ND (<0.10)	ND (<0.099)	ND (<0.098)	ND (<0.099)	ND (<0.10)	0.90	ND (<0.11)	ND (<5.0)	ND (<5.0)	ND (<5.0)	ND (<5.0)
Pyrene	**50**	ND (<4.8)	ND (<0.10)	ND (<0.10)	ND (<0.098)	ND (<0.099)	ND (<0.11)	ND (<0.096)	0.14	ND (<0.10)	ND (<0.099)	ND (<0.098)	ND (<0.099)	ND (<0.10)	ND (<0.10)	ND (<0.11)	ND (<5.0)	ND (<5.0)	ND (<5.0)	ND (<5.0)

NYSDEC = New York State Department of Environmental Conservation
AWQS = Ambient Water Quality Standards
ND (<#) = Not Detected (# is laboratory reporting limit)
µg/L = Micrograms per Liter
Bolded = values indicate exceedance of the NYSDEC AWQS
NA = Not Analyzed For.
J = Estimated Value.

Table 5

Analytical Data Summary
LTMW-04

Parameter	NYSDEC AWQS (µg/L)	All Sampling Quarters in 2010-2017	January 2018	April 2018	July 2018	October 2018	All Sampling Quarters in 2019	All Sampling Quarters in 2020	All Sampling Quarters in 2021	January 2022	April 2022	July 2022	October 2022	January 2023	April 2023	July 2023	October 2023	January 2024	April 2024	July 2024	October 2024
Benzene	**1**	ND (<1.0)	ND (<1.0)	ND (<1.0)	ND (<1.0)	ND (<1.0)	ND (<1.0)	ND (<1.0)	ND (<1.0)	ND (<1.0)	ND (<1.0)	ND (<1.0)	ND (<1.0)	ND (<1.0)	ND (<1.0)	ND (<1.0)	ND (<1.0)	ND (<1.0)	ND (<1.0)	ND (<1.0)	ND (<1.0)
Toluene	**5**	ND (<1.0)	ND (<1.0)	ND (<1.0)	ND (<1.0)	ND (<1.0)	ND (<1.0)	ND (<1.0)	ND (<1.0)	ND (<1.0)	ND (<1.0)	ND (<1.0)	ND (<1.0)	ND (<1.0)	ND (<1.0)	ND (<1.0)	ND (<1.0)	ND (<1.0)	ND (<1.0)	ND (<1.0)	ND (<1.0)
Ethylbenzene	**5**	ND (<2.0)	ND (<1.0)	ND (<1.0)	ND (<1.0)	ND (<1.0)	ND (<1.0)	ND (<1.0)	ND (<1.0)	ND (<1.0)	ND (<1.0)	ND (<1.0)	ND (<1.0)	ND (<1.0)	ND (<1.0)	ND (<1.0)	ND (<1.0)	ND (<1.0)	ND (<1.0)	ND (<1.0)	ND (<1.0)
Xylene (total)	**5**	ND (<4.7)	ND (<3.0)	ND (<3.0)	ND (<3.0)	ND (<3.0)	ND (<3.0)	ND (<3.0)	ND (<3.0)	ND (<3.0)	ND (<3.0)	ND (<3.0)	ND (<3.0)	ND (<3.0)	ND (<3.0)	ND (<1.0)	ND (<3.0)	ND (<2.0)	ND (<2.0)	ND (<2.0)	ND (<2.0)
Acenaphthene	**20**	ND (<5.2)	ND (<0.10)	ND (<0.10)	ND (<0.10)	ND (<0.10)	ND (<0.12)	ND (<0.11)	ND (<0.11)	ND (<0.10)	ND (<0.097)	ND (<0.11)	ND (<0.10)	ND (<0.078)	ND (<0.099)	ND(<0.27)	ND (<0.10)	ND (<5.0)	ND (<5.0)	ND (<5.0)	ND (<5.0)
Acenaphthylene	**NA**	ND (<5.2)	ND (<0.10)	ND (<0.10)	ND (<0.10)	ND (<0.10)	ND (<0.12)	ND (<0.11)	ND (<0.11)	ND (<0.10)	ND (<0.097)	ND (<0.11)	ND (<0.10)	ND (<0.078)	ND (<0.099)	ND(<0.18)	ND (<0.10)	ND (<5.0)	ND (<5.0)	ND (<5.0)	ND (<5.0)
Anthracene	**NA**	ND (<5.2)	ND (<0.10)	ND (<0.10)	ND (<0.10)	ND (<0.10)	ND (<0.12)	ND (<0.11)	ND (<0.11)	ND (<0.10)	ND (<0.097)	ND (<0.11)	ND (<0.10)	ND (<0.078)	ND (<0.099)	ND(<0.18)	ND (<0.10)	ND (<5.0)	ND (<5.0)	ND (<5.0)	ND (<5.0)
Benzo(a)anthracene	**0.002**	ND (<5.2)	ND (<0.10)	**0.21**	ND (<0.10)	ND (<0.10)	ND (<0.12)	ND (<0.11)	ND (<0.11)	ND (<0.10)	ND (<0.097)	ND (<0.11)	ND (<0.10)	ND (<0.078)	ND (<0.099)	ND(<0.045)	ND (<0.10)	ND (<5.0)	ND (<5.0)	ND (<5.0)	ND (<5.0)
Benzo(a)pyrene	**ND**	ND (<5.2)	ND (<0.10)	**0.25**	ND (<0.10)	ND (<0.10)	ND (<0.12)	ND (<0.11)	ND (<0.11)	ND (<0.10)	ND (<0.097)	ND (<0.11)	ND (<0.10)	ND (<0.078)	ND (<0.099)	ND(<0.089)	ND (<0.10)	ND (<5.0)	ND (<5.0)	ND (<5.0)	ND (<5.0)
Benzo(b)fluoranthene	**0.002**	ND (<5.2)	ND (<0.10)	**0.40**	ND (<0.10)	ND (<0.10)	ND (<0.12)	ND (<0.11)	ND (<0.11)	ND (<0.10)	**0.13**	ND (<0.11)	ND (<0.10)	ND (<0.078)	ND (<0.099)	ND(<0.045)	**0.15**	ND (<5.0)	ND (<5.0)	ND (<5.0)	ND (<5.0)
Benzo(g,h,i)perylene	**NA**	ND (<5.2)	ND (<0.10)	0.18	ND (<0.10)	ND (<0.10)	ND (<0.12)	ND (<0.11)	ND (<0.11)	ND (<0.10)	ND (<0.097)	ND (<0.11)	ND (<0.10)	ND (<0.078)	ND (<0.099)	ND(<0.45)	ND (<0.10)	ND (<5.0)	ND (<5.0)	ND (<5.0)	ND (<5.0)
Benzo(k)fluoranthene	**0.002**	ND (<5.2)	ND (<0.10)	**0.16**	ND (<0.10)	ND (<0.10)	ND (<0.12)	ND (<0.11)	ND (<0.11)	ND (<0.10)	**0.12**	ND (<0.11)	ND (<0.10)	ND (<0.078)	ND (<0.099)	ND(<0.18)	**0.13**	ND (<5.0)	ND (<5.0)	ND (<5.0)	ND (<5.0)
Chrysene	**0.002**	ND (<5.2)	ND (<0.10)	**0.27**	ND (<0.10)	ND (<0.10)	ND (<0.12)	ND (<0.11)	ND (<0.11)	ND (<0.10)	ND (<0.097)	ND (<0.11)	ND (<0.10)	ND (<0.078)	ND (<0.099)	ND(<0.18)	ND (<0.10)	ND (<5.0)	ND (<5.0)	ND (<5.0)	ND (<5.0)
Dibenzo(a,h)anthracene	**NA**	ND (<5.2)	ND (<0.10)	ND (<0.10)	ND (<0.10)	ND (<0.10)	ND (<0.12)	ND (<0.11)	ND (<0.11)	ND (<0.10)	ND (<0.097)	ND (<0.11)	ND (<0.10)	ND (<0.078)	ND (<0.099)	ND(<0.089)	ND (<0.10)	ND (<5.0)	ND (<5.0)	ND (<5.0)	ND (<5.0)
Fluoranthene	**50**	ND (<5.2)	ND (<0.10)	0.52	ND (<0.10)	ND (<0.10)	ND (<0.12)	ND (<0.11)	ND (<0.11)	ND (<0.10)	0.13	ND (<0.11)	ND (<0.10)	ND (<0.078)	ND (<0.099)	ND(<0.45)	0.11	ND (<5.0)	ND (<5.0)	ND (<5.0)	ND (<5.0)
Fluorene	**50**	ND (<5.2)	ND (<0.10)	ND (<0.10)	ND (<0.10)	ND (<0.10)	ND (<0.12)	ND (<0.11)	ND (<0.11)	ND (<0.10)	ND (<0.097)	ND (<0.11)	ND (<0.10)	ND (<0.078)	ND (<0.099)	ND(<0.89)	ND (<0.10)	ND (<5.0)	ND (<5.0)	ND (<5.0)	ND (<5.0)
Indeno(1,2,3-cd)pyrene	**0.002**	ND (<5.2)	ND (<0.10)	**0.15**	ND (<0.10)	ND (<0.10)	ND (<0.12)	ND (<0.11)	ND (<0.11)	ND (<0.10)	ND (<0.097)	ND (<0.11)	ND (<0.10)	ND (<0.078)	ND (<0.099)	ND(<0.089)	ND (<0.10)	ND (<5.0)	ND (<5.0)	ND (<5.0)	ND (<5.0)
2-Methylnaphthalene	**50**	ND (<5.2)	ND (<0.10)	ND (<0.10)	ND (<0.10)	ND (<0.10)	ND (<0.12)	ND (<0.11)	ND (<0.11)	ND (<0.10)	ND (<0.097)	ND (<0.11)	ND (<0.10)	ND (<0.078)	ND (<0.099)	ND(<0.89)	ND (<0.10)	NA	NA	NA	NA
Naphthalene	**10**	ND (<5.2)	ND (<0.10)	ND (<0.10)	ND (<0.10)	ND (<0.10)	ND (<0.12)	ND (<0.11)	ND (<0.11)	ND (<0.10)	ND (<0.097)	ND (<0.11)	ND (<0.10)	ND (<0.078)	ND (<0.099)	ND(<0.89)	ND (<0.10)	ND (<5.0)	ND (<5.0)	ND (<5.0)	ND (<5.0)
Phenanthrene	**50**	ND (<5.2)	ND (<0.10)	0.21	ND (<0.10)	ND (<0.10)	ND (<0.12)	ND (<0.11)	ND (<0.11)	ND (<0.10)	ND (<0.097)	ND (<0.11)	ND (<0.10)	ND (<0.078)	ND (<0.099)	ND(<0.045)	ND (<0.10)	ND (<5.0)	ND (<5.0)	ND (<5.0)	ND (<5.0)
Pyrene	**50**	ND (<5.2)	ND (<0.10)	0.50	ND (<0.10)	ND (<0.10)	ND (<0.12)	ND (<0.11)	ND (<0.11)	ND (<0.10)	0.11	ND (<0.11)	ND (<0.10)	ND (<0.078)	ND (<0.099)	ND(<0.89)	0.10	ND (<5.0)	ND (<5.0)	ND (<5.0)	ND (<5.0)

NYSDEC = New York State Department of Environmental Conservation
AWQS = Ambient Water Quality Standards
ND (<#) = Not Detected (# is laboratory reporting limit)
µg/L = Micrograms per Liter
Bolded = values indicate exceedance of the NYSDEC AWQS
NA = Not Analyzed For.
J = Estimated Value.

Table 5

Analytical Data Summary
LTMW-05

Parameter	NYSDEC AWQS (µg/L)	All Sampling Quarters in 2010-2016	January 2017	April 2017	July 2017	October 2017	January 2018	April 2018	July 2018	October 2018	All Sampling Quarters in 2019	All Sampling Quarters in 2020	All Sampling Quarters in 2021	January 2022	April 2022	July 2022	October 2022	January 2023	April 2023	July 2023	October 2023	January 2024	April 2024	July 2024	October 2024
Benzene	**1**	ND (<1.0)	ND (<1.0)	ND (<1.0)	ND (<1.0)	ND (<1.0)	ND (<1.0)	ND (<1.0)	ND (<1.0)	ND (<1.0)	ND (<1.0)	ND (<1.0)	ND (<1.0)	ND (<1.0)	ND (<1.0)	ND (<1.0)	ND (<1.0)	ND (<1.0)	ND (<1.0)	ND (<1.0)	ND (<1.0)	ND (<1.0)	ND (<1.0)	ND (<1.0)	ND (<1.0)
Toluene	**5**	ND (<1.0)	ND (<1.0)	ND (<1.0)	ND (<1.0)	ND (<1.0)	ND (<1.0)	ND (<1.0)	ND (<1.0)	ND (<1.0)	ND (<1.0)	ND (<1.0)	ND (<1.0)	ND (<1.0)	ND (<1.0)	ND (<1.0)	ND (<1.0)	ND (<1.0)	ND (<1.0)	ND (<1.0)	ND (<1.0)	ND (<1.0)	ND (<1.0)	ND (<1.0)	ND (<1.0)
Ethylbenzene	**5**	ND (<2.0)	ND (<1.0)	ND (<1.0)	ND (<1.0)	ND (<1.0)	ND (<1.0)	ND (<1.0)	ND (<1.0)	ND (<1.0)	ND (<1.0)	ND (<1.0)	ND (<1.0)	ND (<1.0)	ND (<1.0)	ND (<1.0)	ND (<1.0)	ND (<1.0)	ND (<1.0)	ND (<1.0)	ND (<1.0)	ND (<1.0)	ND (<1.0)	ND (<1.0)	ND (<1.0)
Xylene (total)	**5**	ND (<4.7)	ND (<3.0)	ND (<3.0)	ND (<3.0)	ND (<3.0)	ND (<3.0)	ND (<3.0)	ND (<3.0)	ND (<3.0)	ND (<3.0)	ND (<3.0)	ND (<3.0)	ND (<3.0)	ND (<3.0)	ND (<3.0)	ND (<3.0)	ND (<3.0)	ND (<3.0)	ND (<1.0)	ND (<3.0)	ND (<2.0)	ND (<2.0)	ND (<2.0)	ND (<2.0)
Acenaphthene	**20**	ND (<5.0)	ND (<0.10)	ND (<0.10)	ND (<0.10)	ND (<0.10)	ND (<0.10)	ND (<0.10)	ND (<0.10)	ND (<0.10)	ND (<0.10)	ND (<0.099)	ND (<0.10)	ND (<0.10)	ND (<0.095)	ND (<0.10)	ND (<0.11)	ND (<0.080)	ND (<0.11)	ND(<0.29)	ND(<0.095)	ND (<5.0)	ND (<5.0)	ND (<5.0)	ND (<5.0)
Acenaphthylene	**NA**	ND (<5.0)	ND (<0.10)	ND (<0.10)	ND (<0.10)	ND (<0.10)	ND (<0.10)	ND (<0.10)	ND (<0.10)	ND (<0.10)	ND (<0.10)	ND (<0.099)	ND (<0.10)	ND (<0.10)	ND (<0.095)	ND (<0.10)	ND (<0.11)	ND (<0.080)	ND (<0.11)	ND(<0.19)	ND(<0.095)	ND (<5.0)	ND (<5.0)	ND (<5.0)	ND (<5.0)
Anthracene	**NA**	ND (<5.0)	ND (<0.10)	ND (<0.10)	ND (<0.10)	ND (<0.10)	ND (<0.10)	ND (<0.10)	ND (<0.10)	ND (<0.10)	ND (<0.10)	ND (<0.099)	ND (<0.10)	ND (<0.10)	ND (<0.095)	ND (<0.10)	ND (<0.11)	ND (<0.080)	ND (<0.11)	ND(<0.19)	ND(<0.095)	ND (<5.0)	ND (<5.0)	ND (<5.0)	ND (<5.0)
Benzo(a)anthracene	**0.002**	ND (<5.0)	**0.10**	ND (<0.10)	ND (<0.10)	ND (<0.10)	ND (<0.10)	ND (<0.10)	ND (<0.10)	ND (<0.10)	ND (<0.10)	ND (<0.099)	ND (<0.10)	ND (<0.10)	ND (<0.095)	ND (<0.10)	ND (<0.11)	ND (<0.080)	**0.23**	**0.053**	ND(<0.095)	ND (<5.0)	ND (<5.0)	ND (<5.0)	ND (<5.0)
Benzo(a)pyrene	**ND**	ND (<5.0)	**0.13**	ND (<0.10)	ND (<0.10)	ND (<0.10)	ND (<0.10)	ND (<0.10)	ND (<0.10)	ND (<0.10)	ND (<0.10)	ND (<0.099)	ND (<0.10)	ND (<0.10)	ND (<0.095)	ND (<0.10)	ND (<0.11)	ND (<0.080)	**0.35**	ND(<0.095)	ND(<0.095)	ND (<5.0)	ND (<5.0)	ND (<5.0)	ND (<5.0)
Benzo(b)fluoranthene	**0.002**	ND (<5.0)	**0.26**	ND (<0.10)	ND (<0.10)	ND (<0.10)	**0.13**	ND (<0.10)	ND (<0.10)	ND (<0.10)	ND (<0.10)	ND (<0.099)	ND (<0.10)	ND (<0.10)	ND (<0.095)	ND (<0.10)	ND (<0.11)	ND (<0.080)	**0.88**	**0.14**	**0.12**	ND (<5.0)	ND (<5.0)	ND (<5.0)	ND (<5.0)
Benzo(g,h,i)perylene	**NA**	ND (<5.0)	0.14	ND (<0.10)	ND (<0.10)	ND (<0.10)	ND (<0.10)	ND (<0.10)	ND (<0.10)	ND (<0.10)	ND (<0.10)	ND (<0.099)	ND (<0.10)	ND (<0.10)	ND (<0.095)	ND (<0.10)	ND (<0.11)	ND (<0.080)	0.36	ND(<0.48)	ND(<0.095)	ND (<5.0)	ND (<5.0)	ND (<5.0)	ND (<5.0)
Benzo(k)fluoranthene	**0.002**	ND (<5.0)	**0.23**	ND (<0.10)	ND (<0.10)	ND (<0.10)	ND (<0.10)	ND (<0.10)	ND (<0.10)	ND (<0.10)	ND (<0.10)	ND (<0.099)	ND (<0.10)	ND (<0.10)	ND (<0.095)	ND (<0.10)	ND (<0.11)	ND (<0.080)	**0.77**	ND(<0.19)	**0.10**	ND (<5.0)	ND (<5.0)	ND (<5.0)	ND (<5.0)
Chrysene	**0.002**	ND (<5.0)	**0.13**	ND (<0.10)	ND (<0.10)	ND (<0.10)	ND (<0.10)	ND (<0.10)	ND (<0.10)	ND (<0.10)	ND (<0.10)	ND (<0.099)	ND (<0.10)	ND (<0.10)	ND (<0.095)	ND (<0.10)	ND (<0.11)	ND (<0.080)	**0.43**	ND(<0.19)	ND(<0.095)	ND (<5.0)	ND (<5.0)	ND (<5.0)	ND (<5.0)
Dibenzo(a,h)anthracene	**NA**	ND (<5.0)	ND (<0.10)	ND (<0.10)	ND (<0.10)	ND (<0.10)	ND (<0.10)	ND (<0.10)	ND (<0.10)	ND (<0.10)	ND (<0.10)	ND (<0.099)	ND (<0.10)	ND (<0.10)	ND (<0.095)	ND (<0.10)	ND (<0.11)	ND (<0.080)	ND(<0.11)	ND(<0.095)	ND(<0.095)	ND (<5.0)	ND (<5.0)	ND (<5.0)	ND (<5.0)
Fluoranthene	**50**	ND (<5.0)	0.18	ND (<0.10)	ND (<0.10)	ND (<0.10)	0.13	ND (<0.10)	ND (<0.10)	ND (<0.10)	ND (<0.10)	ND (<0.099)	ND (<0.10)	ND (<0.10)	0.12	ND (<0.10)	ND (<0.11)	ND (<0.080)	0.61	ND(<0.48)	0.15	ND (<5.0)	ND (<5.0)	ND (<5.0)	ND (<5.0)
Fluorene	**50**	ND (<5.0)	ND (<0.10)	ND (<0.10)	ND (<0.10)	ND (<0.10)	ND (<0.10)	ND (<0.10)	ND (<0.10)	ND (<0.10)	ND (<0.10)	ND (<0.099)	ND (<0.10)	ND (<0.10)	ND (<0.095)	ND (<0.10)	ND (<0.11)	ND (<0.080)	ND(<0.11)	ND(<0.95)	ND(<0.095)	ND (<5.0)	ND (<5.0)	ND (<5.0)	ND (<5.0)
Indeno(1,2,3-cd)pyrene	**0.002**	ND (<5.0)	ND (<0.10)	ND (<0.10)	ND (<0.10)	ND (<0.10)	ND (<0.10)	ND (<0.10)	ND (<0.10)	ND (<0.10)	ND (<0.10)	ND (<0.099)	ND (<0.10)	ND (<0.10)	ND (<0.095)	ND (<0.10)	ND (<0.11)	ND (<0.080)	**0.33**	**0.13**	ND(<0.095)	ND (<5.0)	ND (<5.0)	ND (<5.0)	ND (<5.0)
2-Methylnaphthalene	**50**	ND (<5.0)	ND (<0.10)	ND (<0.10)	ND (<0.10)	ND (<0.10)	ND (<0.10)	ND (<0.10)	ND (<0.10)	ND (<0.10)	ND (<0.10)	ND (<0.099)	ND (<0.10)	ND (<0.10)	ND (<0.095)	ND (<0.10)	ND (<0.11)	ND (<0.080)	ND(<0.11)	ND(<0.95)	ND(<0.095)	NA	NA	NA	NA
Naphthalene	**10**	ND (<5.0)	ND (<0.10)	ND (<0.10)	ND (<0.10)	ND (<0.10)	ND (<0.10)	ND (<0.10)	ND (<0.10)	ND (<0.10)	ND (<0.10)	ND (<0.099)	ND (<0.10)	ND (<0.10)	ND (<0.095)	ND (<0.10)	ND (<0.11)	ND (<0.080)	ND(<0.11)	ND(<0.95)	ND(<0.095)	ND (<5.0)	ND (<5.0)	ND (<5.0)	ND (<5.0)
Phenanthrene	**50**	ND (<5.0)	ND (<0.10)	ND (<0.10)	ND (<0.10)	ND (<0.10)	ND (<0.10)	ND (<0.10)	ND (<0.10)	ND (<0.10)	ND (<0.10)	ND (<0.099)	ND (<0.10)	ND (<0.10)	ND (<0.095)	ND (<0.10)	ND (<0.11)	ND (<0.080)	0.14	0.049	ND(<0.095)	ND (<5.0)	ND (<5.0)	ND (<5.0)	ND (<5.0)
Pyrene	**50**	ND (<5.0)	0.21	ND (<0.10)	ND (<0.10)	ND (<0.10)	0.11	ND (<0.10)	ND (<0.10)	ND (<0.10)	ND (<0.10)	ND (<0.099)	ND (<0.10)	ND (<0.10)	ND (<0.095)	ND (<0.10)	ND (<0.11)	ND (<0.080)	0.55	ND(<0.95)	0.12	ND (<5.0)	ND (<5.0)	ND (<5.0)	ND (<5.0)

NYSDEC = New York State Department of Environmental Conservation
AWQS = Ambient Water Quality Standards
ND (<#) = Not Detected (# is laboratory reporting limit)
µg/L = Micrograms per Liter
Bolded = values indicate exceedance of the NYSDEC AWQS
NA = Not Analyzed For.
J = Estimated Value.

Table 5

Analytical Data Summary
LTMW-6A

Parameter	NYSDEC AWQS (µg/L)	All Sampling Quarters in 2010-2016	January 2017	April 2017	July 2017	October 2017	All Sampling Quarters in 2018	All Sampling Quarters in 2019	All Sampling Quarters in 2020	All Sampling Quarters in 2021	January 2022	April 2022	July 2022	October 2022	January 2023	April 2023	July 2023	October 2023	January 2024	April 2024	July 2024	October 2024
Benzene	**1**	ND (<1.0)	ND (<1.0)	ND (<1.0)	ND (<1.0)	ND (<1.0)	ND (<1.0)	ND (<1.0)	ND (<1.0)	ND (<1.0)	ND (<1.0)	ND (<1.0)	ND (<1.0)	ND (<1.0)	ND (<1.0)	ND (<1.0)	ND (<1.0)	ND (<1.0)	ND (<1.0)	ND (<1.0)	ND (<1.0)	ND (<1.0)
Toluene	**5**	ND (<1.0)	ND (<1.0)	ND (<1.0)	ND (<1.0)	ND (<1.0)	ND (<1.0)	ND (<1.0)	ND (<1.0)	ND (<1.0)	ND (<1.0)	ND (<1.0)	ND (<1.0)	ND (<1.0)	ND (<1.0)	ND (<1.0)	ND (<1.0)	ND (<1.0)	ND (<1.0)	ND (<1.0)	ND (<1.0)	ND (<1.0)
Ethylbenzene	**5**	ND (<2.0)	ND (<1.0)	ND (<1.0)	ND (<1.0)	ND (<1.0)	ND (<1.0)	ND (<1.0)	ND (<1.0)	ND (<1.0)	ND (<1.0)	ND (<1.0)	ND (<1.0)	ND (<1.0)	ND (<1.0)	ND (<1.0)	ND (<1.0)	ND (<1.0)	ND (<1.0)	ND (<1.0)	ND (<1.0)	ND (<1.0)
Xylene (total)	**5**	ND (<4.7)	ND (<3.0)	ND (<3.0)	ND (<3.0)	ND (<3.0)	ND (<3.0)	ND (<3.0)	ND (<3.0)	ND (<3.0)	ND (<3.0)	ND (<3.0)	ND (<3.0)	ND (<3.0)	ND (<3.0)	ND (<3.0)	ND (<1.0)	ND (<3.0)	ND (<2.0)	ND (<2.0)	ND (<2.0)	ND (<2.0)
Acenaphthene	**20**	ND (<5.0)	ND (<0.10)	ND (<0.10)	ND (<0.10)	ND (<0.10)	ND (<0.11)	ND (<0.11)	ND (<0.11)	ND (<0.11)	ND (<0.099)	ND (<0.096)	ND (<0.10)	ND (<0.10)	ND (<0.079)	ND (<0.10)	ND (<0.28)	ND (<0.0555)	ND (<5.0)	ND (<5.0)	ND (<5.0)	ND (<5.0)
Acenaphthylene	**NA**	ND (<5.0)	ND (<0.10)	ND (<0.10)	ND (<0.10)	ND (<0.10)	ND (<0.11)	ND (<0.11)	ND (<0.11)	ND (<0.11)	ND (<0.099)	ND (<0.096)	ND (<0.10)	ND (<0.10)	ND (<0.079)	ND (<0.10)	ND(<0.19)	ND (<0.0555)	ND (<5.0)	ND (<5.0)	ND (<5.0)	ND (<5.0)
Anthracene	**NA**	ND (<5.0)	ND (<0.10)	ND (<0.10)	ND (<0.10)	ND (<0.10)	ND (<0.11)	ND (<0.11)	ND (<0.11)	ND (<0.11)	ND (<0.099)	ND (<0.096)	ND (<0.10)	ND (<0.10)	ND (<0.079)	ND (<0.10)	ND(<0.19)	ND (<0.0555)	ND (<5.0)	ND (<5.0)	ND (<5.0)	ND (<5.0)
Benzo(a)anthracene	**0.002**	ND (<5.0)	ND (<0.10)	ND (<0.10)	ND (<0.10)	ND (<0.10)	ND (<0.11)	ND (<0.11)	ND (<0.11)	ND (<0.11)	ND (<0.099)	ND (<0.096)	ND (<0.10)	ND (<0.10)	ND (<0.079)	ND (<0.10)	ND(<0.047)	**0.118**	ND (<5.0)	ND (<5.0)	ND (<5.0)	ND (<5.0)
Benzo(a)pyrene	**ND**	ND (<5.0)	ND (<0.10)	ND (<0.10)	ND (<0.10)	ND (<0.10)	ND (<0.11)	ND (<0.11)	ND (<0.11)	ND (<0.11)	ND (<0.099)	ND (<0.096)	ND (<0.10)	ND (<0.10)	ND (<0.079)	ND (<0.10)	ND(<0.094)	**0.103**	ND (<5.0)	ND (<5.0)	ND (<5.0)	ND (<5.0)
Benzo(b)fluoranthene	**0.002**	ND (<5.0)	ND (<0.10)	ND (<0.10)	ND (<0.10)	ND (<0.10)	ND (<0.11)	ND (<0.11)	ND (<0.11)	ND (<0.11)	ND (<0.099)	**0.16**	ND (<0.10)	ND (<0.10)	ND (<0.079)	ND (<0.10)	ND(<0.047)	**0.150**	ND (<5.0)	ND (<5.0)	ND (<5.0)	ND (<5.0)
Benzo(g,h,i)perylene	**NA**	ND (<5.0)	ND (<0.10)	ND (<0.10)	ND (<0.10)	ND (<0.10)	ND (<0.11)	ND (<0.11)	ND (<0.11)	ND (<0.11)	ND (<0.099)	ND (<0.096)	ND (<0.10)	ND (<0.10)	ND (<0.079)	ND (<0.10)	ND(<0.47)	0.0747	ND (<5.0)	ND (<5.0)	ND (<5.0)	ND (<5.0)
Benzo(k)fluoranthene	**0.002**	ND (<5.0)	ND (<0.10)	ND (<0.10)	ND (<0.10)	ND (<0.10)	ND (<0.11)	ND (<0.11)	ND (<0.11)	ND (<0.11)	ND (<0.099)	**0.15**	ND (<0.10)	ND (<0.10)	ND (<0.079)	ND (<0.10)	ND(<0.19)	ND(<0.278)	ND (<5.0)	ND (<5.0)	ND (<5.0)	ND (<5.0)
Chrysene	**0.002**	ND (<5.0)	ND (<0.10)	ND (<0.10)	ND (<0.10)	ND (<0.10)	ND (<0.11)	ND (<0.11)	ND (<0.11)	ND (<0.11)	ND (<0.099)	**0.12**	ND (<0.10)	ND (<0.10)	ND (<0.079)	ND (<0.10)	ND(<0.19)	**0.118**	ND (<5.0)	ND (<5.0)	ND (<5.0)	ND (<5.0)
Dibenzo(a,h)anthracene	**NA**	ND (<5.0)	ND (<0.10)	ND (<0.10)	ND (<0.10)	ND (<0.10)	ND (<0.11)	ND (<0.11)	ND (<0.11)	ND (<0.11)	ND (<0.099)	ND (<0.096)	ND (<0.10)	ND (<0.10)	ND (<0.079)	ND (<0.10)	ND(<0.094)	ND (<0.0555)	ND (<5.0)	ND (<5.0)	ND (<5.0)	ND (<5.0)
Fluoranthene	**50**	ND (<5.0)	ND (<0.10)	ND (<0.10)	ND (<0.10)	ND (<0.10)	ND (<0.11)	ND (<0.11)	ND (<0.11)	ND (<0.11)	ND (<0.099)	0.28	ND (<0.10)	ND (<0.10)	ND (<0.079)	ND (<0.10)	ND(<0.47)	0.414	ND (<5.0)	ND (<5.0)	ND (<5.0)	ND (<5.0)
Fluorene	**50**	ND (<5.0)	ND (<0.10)	ND (<0.10)	ND (<0.10)	ND (<0.10)	ND (<0.11)	ND (<0.11)	ND (<0.11)	ND (<0.11)	ND (<0.099)	ND (<0.096)	ND (<0.10)	ND (<0.10)	ND (<0.079)	ND (<0.10)	ND(<0.94)	ND (<0.0555)	ND (<5.0)	ND (<5.0)	ND (<5.0)	ND (<5.0)
Indeno(1,2,3-cd)pyrene	**0.002**	ND (<5.0)	ND (<0.10)	ND (<0.10)	ND (<0.10)	ND (<0.10)	ND (<0.11)	ND (<0.11)	ND (<0.11)	ND (<0.11)	ND (<0.099)	ND (<0.096)	ND (<0.10)	ND (<0.10)	ND (<0.079)	ND (<0.10)	ND(<0.094)	**0.0905**	ND (<5.0)	ND (<5.0)	ND (<5.0)	ND (<5.0)
2-Methylnaphthalene	**50**	ND (<5.0)	ND (<0.10)	ND (<0.10)	0.17	ND (<0.10)	ND (<0.11)	ND (<0.11)	ND (<0.11)	ND (<0.11)	ND (<0.099)	ND (<0.099)	ND (<0.10)	ND (<0.10)	ND (<0.079)	ND (<0.10)	ND(<0.94)	ND (<0.555)	NA	NA	NA	NA
Naphthalene	**10**	ND (<5.0)	ND (<0.10)	ND (<0.10)	ND (<0.10)	ND (<0.10)	ND (<0.11)	ND (<0.11)	ND (<0.11)	ND (<0.11)	ND (<0.099)	ND (<0.099)	ND (<0.10)	ND (<0.10)	ND (<0.079)	ND (<0.10)	ND(<0.94)	ND (<0.555)	ND (<5.0)	ND (<5.0)	ND (<5.0)	ND (<5.0)
Phenanthrene	**50**	ND (<5.0)	ND (<0.10)	ND (<0.10)	ND (<0.10)	ND (<0.10)	ND (<0.11)	ND (<0.11)	ND (<0.11)	ND (<0.11)	ND (<0.099)	0.11	ND (<0.10)	ND (<0.10)	ND (<0.079)	ND (<0.10)	ND(<0.047)	0.196	ND (<5.0)	ND (<5.0)	ND (<5.0)	ND (<5.0)
Pyrene	**50**	ND (<5.0)	ND (<0.10)	ND (<0.10)	ND (<0.10)	ND (<0.10)	ND (<0.11)	ND (<0.11)	ND (<0.11)	ND (<0.11)	ND (<0.099)	0.22	ND (<0.10)	ND (<0.10)	ND (<0.079)	ND (<0.10)	ND(<0.94)	0.296	ND (<5.0)	ND (<5.0)	ND (<5.0)	ND (<5.0)

NYSDEC = New York State Department of Environmental Conservation
AWQS = Ambient Water Quality Standards
ND (<#) = Not Detected (# is laboratory reporting limit)
µg/L = Micrograms per Liter
Bolded = values indicate exceedance of the NYSDEC AWQS
NA = Not Analyzed For.
J = Estimated Value.

Table 5

Analytical Data Summary
LTMW-06 Skating Rink Well

Parameter	NYSDEC AWQS (µg/L)	All Sampling Quarters in 2010-2015	April 2016	October 2016	April 2017	October 2017	April 2018	October 2018	April 2019	October 2019	June 2020	October 2020	April 2021	October 2021	October 2021*	April 2022	October 2022	April 2023	October 2023	April 2024	October 2024
Benzene	**1**	ND (<1.0)	ND (<1.0)	ND (<1.0)	ND (<1.0)	ND (<1.0)	ND (<1.0)	ND (<1.0)	ND (<1.0)	ND (<1.0)	ND (<1.0)	ND (<1.0)	ND (<1.0)	ND (<1.0)	ND (<1.0)	ND (<1.0)	ND (<1.0)	ND (<1.0)	ND (<1.0)	ND (<1.0)	ND (<1.0)
Toluene	**5**	ND (<1.0)	ND (<1.0)	ND (<1.0)	ND (<1.0)	ND (<1.0)	ND (<1.0)	ND (<1.0)	ND (<1.0)	ND (<1.0)	ND (<1.0)	ND (<1.0)	ND (<1.0)	ND (<1.0)	ND (<1.0)	ND (<1.0)	ND (<1.0)	ND (<1.0)	ND (<1.0)	ND (<1.0)	ND (<1.0)
Ethylbenzene	**5**	ND (<2.0)	ND (<2.0)	ND (<1.0)	ND (<1.0)	ND (<1.0)	ND (<1.0)	ND (<1.0)	ND (<1.0)	ND (<1.0)	ND (<1.0)	ND (<1.0)	ND (<1.0)	ND (<1.0)	ND (<1.0)	ND (<1.0)	ND (<1.0)	ND (<1.0)	ND (<1.0)	ND (<1.0)	ND (<1.0)
Xylene (total)	**5**	ND (<4.7)	ND (<3.0)	ND (<3.0)	ND (<3.0)	ND (<3.0)	ND (<3.0)	ND (<3.0)	ND (<3.0)	ND (<3.0)	ND (<3.0)	ND (<3.0)	ND (<3.0)	ND (<3.0)	ND (<3.0)	ND (<3.0)	ND (<3.0)	ND (<3.0)	ND (<3.0)	ND (<2.0)	ND (<2.0)
Acenaphthene	**20**	ND (<4.7)	ND (<4.7)	ND (<0.10)	ND (<0.10)	ND (<0.10)	ND (<0.10)	ND (<0.10)	ND (<0.099)	ND (<0.097)	ND (<0.11)	ND (<0.098)	ND (<0.099)	ND (<0.096)	ND (<0.098)	ND (<0.11)	ND (<0.11)	ND (<0.098)	ND (<0.0555)	ND (<5.0)	ND (<5.0)
Acenaphthylene	**NA**	ND (<4.7)	ND (<0.10)	ND (<0.10)	ND (<0.10)	ND (<0.10)	ND (<0.10)	ND (<0.10)	ND (<0.099)	ND (<0.097)	ND (<0.11)	ND (<0.098)	ND (<0.099)	ND (<0.096)	ND (<0.098)	ND (<0.11)	ND (<0.11)	ND (<0.098)	ND (<0.0555)	ND (<5.0)	ND (<5.0)
Anthracene	**NA**	ND (<4.7)	ND (<4.7)	ND (<0.10)	ND (<0.10)	ND (<0.10)	ND (<0.10)	ND (<0.10)	ND (<0.099)	ND (<0.097)	ND (<0.11)	ND (<0.098)	ND (<0.099)	ND (<0.096)	ND (<0.098)	ND (<0.11)	ND (<0.11)	ND (<0.098)	ND (<0.0555)	ND (<5.0)	ND (<5.0)
Benzo(a)anthracene	**0.002**	ND (<4.7)	ND (<4.7)	ND (<0.10)	ND (<0.10)	ND (<0.10)	ND (<0.10)	ND (<0.10)	ND (<0.099)	ND (<0.097)	ND (<0.11)	ND (<0.098)	ND (<0.099)	ND (<0.096)	ND (<0.098)	ND (<0.11)	ND (<0.11)	ND (<0.098)	ND (<0.0555)	ND (<5.0)	ND (<5.0)
Benzo(a)pyrene	**ND**	ND (<4.7)	ND (<4.7)	ND (<0.10)	ND (<0.10)	ND (<0.10)	ND (<0.10)	ND (<0.10)	ND (<0.099)	ND (<0.097)	ND (<0.11)	ND (<0.098)	ND (<0.099)	ND (<0.096)	ND (<0.098)	ND (<0.11)	ND (<0.11)	ND (<0.098)	ND (<0.0555)	ND (<5.0)	ND (<5.0)
Benzo(b)fluoranthene	**0.002**	ND (<4.7)	ND (<4.7)	ND (<0.10)	ND (<0.10)	ND (<0.10)	ND (<0.10)	ND (<0.10)	ND (<0.099)	ND (<0.097)	ND (<0.11)	ND (<0.098)	ND (<0.099)	ND (<0.096)	ND (<0.098)	ND (<0.11)	ND (<0.11)	ND (<0.098)	ND (<0.0555)	ND (<5.0)	ND (<5.0)
Benzo(g,h,i)perylene	**NA**	ND (<4.7)	ND (<4.7)	ND (<0.10)	ND (<0.10)	ND (<0.10)	ND (<0.10)	ND (<0.10)	ND (<0.099)	ND (<0.097)	ND (<0.11)	ND (<0.098)	ND (<0.099)	ND (<0.096)	ND (<0.098)	ND (<0.11)	ND (<0.11)	ND (<0.098)	ND (<0.0555)	ND (<5.0)	ND (<5.0)
Benzo(k)fluoranthene	**0.002**	ND (<4.7)	ND (<4.7)	ND (<0.10)	ND (<0.10)	ND (<0.10)	ND (<0.10)	ND (<0.10)	ND (<0.099)	ND (<0.097)	ND (<0.11)	ND (<0.098)	ND (<0.099)	ND (<0.096)	ND (<0.098)	ND (<0.11)	ND (<0.11)	ND (<0.098)	ND (<0.0555)	ND (<5.0)	ND (<5.0)
Chrysene	**0.002**	ND (<4.7)	ND (<4.7)	ND (<0.10)	ND (<0.10)	ND (<0.10)	ND (<0.10)	ND (<0.10)	ND (<0.099)	ND (<0.097)	ND (<0.11)	ND (<0.098)	ND (<0.099)	ND (<0.096)	ND (<0.098)	ND (<0.11)	ND (<0.11)	ND (<0.098)	ND (<0.0555)	ND (<5.0)	ND (<5.0)
Dibenzo(a,h)anthracene	**NA**	ND (<4.7)	ND (<4.7)	ND (<0.10)	ND (<0.10)	ND (<0.10)	ND (<0.10)	ND (<0.10)	ND (<0.099)	ND (<0.097)	ND (<0.11)	ND (<0.098)	ND (<0.099)	ND (<0.096)	ND (<0.098)	ND (<0.11)	ND (<0.11)	ND (<0.098)	ND (<0.0555)	ND (<5.0)	ND (<5.0)
Fluoranthene	**50**	ND (<4.7)	ND (<4.7)	ND (<0.10)	ND (<0.10)	ND (<0.10)	ND (<0.10)	ND (<0.10)	ND (<0.099)	ND (<0.097)	ND (<0.11)	ND (<0.098)	ND (<0.099)	ND (<0.096)	ND (<0.098)	ND (<0.11)	ND (<0.11)	ND (<0.098)	ND (<0.0555)	ND (<5.0)	ND (<5.0)
Fluorene	**50**	ND (<4.7)	ND (<4.7)	ND (<0.10)	ND (<0.10)	ND (<0.10)	ND (<0.10)	ND (<0.10)	ND (<0.099)	ND (<0.097)	ND (<0.11)	ND (<0.098)	ND (<0.099)	ND (<0.096)	ND (<0.098)	ND (<0.11)	ND (<0.11)	ND (<0.098)	ND (<0.0555)	ND (<5.0)	ND (<5.0)
Indeno(1,2,3-cd)pyrene	**0.002**	ND (<4.7)	ND (<4.7)	ND (<0.10)	ND (<0.10)	ND (<0.10)	ND (<0.10)	ND (<0.10)	ND (<0.099)	ND (<0.097)	ND (<0.11)	ND (<0.098)	ND (<0.099)	ND (<0.096)	ND (<0.098)	ND (<0.11)	ND (<0.11)	ND (<0.098)	ND (<0.0555)	ND (<5.0)	ND (<5.0)
2-Methylnaphthalene	**50**	ND (<4.7)	ND (<4.7)	ND (<0.10)	ND (<0.10)	ND (<0.10)	ND (<0.10)	ND (<0.10)	ND (<0.099)	ND (<0.097)	ND (<0.11)	ND (<0.098)	ND (<0.099)	0.13	ND (<0.098)	ND (<0.11)	ND (<0.11)	ND (<0.098)	ND (<0.0555)	NA	NA
Naphthalene	**10**	ND (<4.7)	ND (<4.7)	ND (<0.10)	ND (<0.10)	ND (<0.10)	ND (<0.10)	ND (<0.10)	ND (<0.099)	ND (<0.097)	ND (<0.11)	ND (<0.098)	ND (<0.099)	0.32	ND (<0.098)	ND (<0.11)	ND (<0.11)	ND (<0.098)	ND (<0.0555)	ND (<5.0)	ND (<5.0)
Phenanthrene	**50**	ND (<4.7)	ND (<4.7)	ND (<0.10)	ND (<0.10)	ND (<0.10)	ND (<0.10)	ND (<0.10)	ND (<0.099)	ND (<0.097)	ND (<0.11)	ND (<0.098)	ND (<0.099)	ND (<0.096)	ND (<0.098)	ND (<0.11)	ND (<0.11)	ND (<0.098)	ND (<0.0555)	ND (<5.0)	ND (<5.0)
Pyrene	**50**	ND (<4.7)	ND (<4.7)	ND (<0.10)	ND (<0.10)	ND (<0.10)	ND (<0.10)	ND (<0.10)	ND (<0.099)	ND (<0.097)	ND (<0.11)	ND (<0.098)	ND (<0.099)	ND (<0.096)	ND (<0.098)	ND (<0.11)	ND (<0.11)	ND (<0.098)	ND (<0.0555)	ND (<5.0)	ND (<5.0)

NYSDEC = New York State Department of Environmental Conservation
AWQS = Ambient Water Quality Standards
ND (<#) = Not Detected (# is laboratory reporting limit)
µg/L = Micrograms per Liter
Bolded = values indicate exceedance of the NYSDEC AWQS
NA = Not Analyzed For.
J = Estimated Value.

Table 5

Analytical Data Summary
LTMW-07 Skating Rink Well

Parameter	NYSDEC AWQS (µg/L)	All Sampling Quarters in 2010-2015	April 2016	October 2016	April 2017	October 2017	April 2018	October 2018	April 2019	October 2019	June 2020	October 2020	April 2021	May 2021	October 2021	October 2021*	April 2022	October 2022	April 2023	October 2023	April 2024	October 2024
Benzene	**1**	ND (<1.0)	ND (<1.0)	ND (<1.0)	ND (<1.0)	ND (<1.0)	ND (<1.0)	ND (<1.0)	ND (<1.0)	ND (<1.0)	ND (<1.0)	ND (<1.0)	ND (<1.0)	ND (<1.0)	ND (<1.0)	ND (<1.0)	ND (<1.0)	ND (<1.0)	ND (<1.0)	ND (<1.0)	ND (<1.0)	ND (<1.0)
Toluene	**5**	ND (<1.0)	ND (<1.0)	ND (<1.0)	ND (<1.0)	ND (<1.0)	ND (<1.0)	ND (<1.0)	ND (<1.0)	ND (<1.0)	ND (<1.0)	ND (<1.0)	ND (<1.0)	ND (<1.0)	ND (<1.0)	ND (<1.0)	ND (<1.0)	ND (<1.0)	ND (<1.0)	ND (<1.0)	ND (<1.0)	ND (<1.0)
Ethylbenzene	**5**	ND (<2.0)	ND (<2.0)	ND (<1.0)	ND (<1.0)	ND (<1.0)	ND (<1.0)	ND (<1.0)	ND (<1.0)	ND (<1.0)	ND (<1.0)	ND (<1.0)	ND (<1.0)	ND (<1.0)	ND (<1.0)	ND (<1.0)	ND (<1.0)	ND (<1.0)	ND (<1.0)	ND (<1.0)	ND (<1.0)	ND (<1.0)
Xylene (total)	**5**	ND (<4.7)	ND (<4.7)	ND (<3.0)	ND (<3.0)	ND (<3.0)	ND (<3.0)	ND (<3.0)	ND (<3.0)	ND (<3.0)	ND (<3.0)	ND (<3.0)	ND (<3.0)	ND (<3.0)	ND (<3.0)	ND (<3.0)	ND (<3.0)	ND (<3.0)	ND (<3.0)	ND (<3.0)	ND (<3.0)	ND (<2.0)
Acenaphthene	**20**	ND (<4.7)	ND (<4.7)	ND (<0.10)	ND (<0.10)	ND (<0.10)	ND (<0.10)	ND (<0.10)	ND (<0.098)	ND (<0.099)	ND (<0.11)	ND (<0.098)	ND (<0.099)	ND (<0.099)	ND (<0.095)	ND (<0.099)	ND (<0.099)	ND (<0.10)	ND (<0.099)	ND (<0.0500)	ND (<5.0)	ND (<5.0)
Acenaphthylene	**NA**	ND (<4.7)	ND (<4.7)	ND (<0.10)	ND (<0.10)	ND (<0.10)	ND (<0.10)	ND (<0.10)	ND (<0.098)	ND (<0.099)	ND (<0.11)	ND (<0.098)	ND (<0.099)	ND (<0.099)	ND (<0.095)	ND (<0.099)	ND (<0.099)	ND (<0.10)	ND (<0.099)	ND (<0.0500)	ND (<5.0)	ND (<5.0)
Anthracene	**NA**	ND (<4.7)	ND (<4.7)	ND (<0.10)	ND (<0.10)	ND (<0.10)	ND (<0.10)	ND (<0.10)	ND (<0.098)	ND (<0.099)	ND (<0.11)	ND (<0.098)	ND (<0.099)	ND (<0.099)	ND (<0.095)	ND (<0.099)	ND (<0.099)	ND (<0.10)	ND (<0.099)	ND (<0.0500)	ND (<5.0)	ND (<5.0)
Benzo(a)anthracene	**0.002**	ND (<4.7)	ND (<4.7)	ND (<0.10)	ND (<0.10)	ND (<0.10)	ND (<0.10)	ND (<0.10)	ND (<0.098)	ND (<0.099)	ND (<0.11)	ND (<0.098)	ND (<0.099)	ND (<0.099)	ND (<0.095)	ND (<0.099)	ND (<0.099)	ND (<0.10)	ND (<0.099)	ND (<0.0500)	ND (<5.0)	ND (<5.0)
Benzo(a)pyrene	**ND**	ND (<4.7)	ND (<4.7)	ND (<0.10)	ND (<0.10)	ND (<0.10)	ND (<0.10)	ND (<0.10)	ND (<0.098)	ND (<0.099)	ND (<0.11)	ND (<0.098)	ND (<0.099)	ND (<0.099)	ND (<0.095)	ND (<0.099)	ND (<0.099)	ND (<0.10)	ND (<0.099)	ND (<0.0500)	ND (<5.0)	ND (<5.0)
Benzo(b)fluoranthene	**0.002**	ND (<4.7)	ND (<4.7)	ND (<0.10)	ND (<0.10)	ND (<0.10)	ND (<0.10)	ND (<0.10)	ND (<0.098)	ND (<0.099)	ND (<0.11)	ND (<0.098)	ND (<0.099)	ND (<0.099)	ND (<0.095)	ND (<0.099)	ND (<0.099)	ND (<0.10)	ND (<0.099)	ND (<0.0500)	ND (<5.0)	ND (<5.0)
Benzo(g,h,i)perylene	**NA**	ND (<4.7)	ND (<4.7)	ND (<0.10)	ND (<0.10)	ND (<0.10)	ND (<0.10)	ND (<0.10)	ND (<0.098)	ND (<0.099)	ND (<0.11)	ND (<0.098)	ND (<0.099)	ND (<0.099)	ND (<0.095)	ND (<0.099)	ND (<0.099)	ND (<0.10)	ND (<0.099)	ND (<0.0500)	ND (<5.0)	ND (<5.0)
Benzo(k)fluoranthene	**0.002**	ND (<4.7)	ND (<4.7)	ND (<0.10)	ND (<0.10)	ND (<0.10)	ND (<0.10)	ND (<0.10)	ND (<0.098)	ND (<0.099)	ND (<0.11)	ND (<0.098)	ND (<0.099)	ND (<0.099)	ND (<0.095)	ND (<0.099)	ND (<0.099)	ND (<0.10)	ND (<0.099)	ND (<0.0500)	ND (<5.0)	ND (<5.0)
Chrysene	**0.002**	ND (<4.7)	ND (<4.7)	ND (<0.10)	ND (<0.10)	ND (<0.10)	ND (<0.10)	ND (<0.10)	ND (<0.098)	ND (<0.099)	ND (<0.11)	ND (<0.098)	ND (<0.099)	ND (<0.099)	ND (<0.095)	ND (<0.099)	ND (<0.099)	ND (<0.10)	ND (<0.099)	ND (<0.0500)	ND (<5.0)	ND (<5.0)
Dibenzo(a,h)anthracene	**NA**	ND (<4.7)	ND (<4.7)	ND (<0.10)	ND (<0.10)	ND (<0.10)	ND (<0.10)	ND (<0.10)	ND (<0.098)	ND (<0.099)	ND (<0.11)	ND (<0.098)	ND (<0.099)	ND (<0.099)	ND (<0.095)	ND (<0.099)	ND (<0.099)	ND (<0.10)	ND (<0.099)	ND (<0.0500)	ND (<5.0)	ND (<5.0)
Fluoranthene	**50**	ND (<4.7)	ND (<4.7)	ND (<0.10)	ND (<0.10)	ND (<0.10)	ND (<0.10)	ND (<0.10)	ND (<0.098)	ND (<0.099)	ND (<0.11)	ND (<0.098)	ND (<0.099)	ND (<0.099)	ND (<0.095)	ND (<0.099)	ND (<0.099)	ND (<0.10)	ND (<0.099)	ND (<0.0500)	ND (<5.0)	ND (<5.0)
Fluorene	**50**	ND (<4.7)	ND (<4.7)	ND (<0.10)	ND (<0.10)	ND (<0.10)	ND (<0.10)	ND (<0.10)	ND (<0.098)	ND (<0.099)	ND (<0.11)	ND (<0.098)	ND (<0.099)	ND (<0.099)	ND (<0.095)	ND (<0.099)	ND (<0.099)	ND (<0.10)	ND (<0.099)	ND (<0.0500)	ND (<5.0)	ND (<5.0)
Indeno(1,2,3-cd)pyrene	**0.002**	ND (<4.7)	ND (<4.7)	ND (<0.10)	ND (<0.10)	ND (<0.10)	ND (<0.10)	ND (<0.10)	ND (<0.098)	ND (<0.099)	ND (<0.11)	ND (<0.098)	ND (<0.099)	ND (<0.099)	ND (<0.095)	ND (<0.099)	ND (<0.099)	ND (<0.10)	ND (<0.099)	ND (<0.0500)	ND (<5.0)	ND (<5.0)
2-Methylnaphthalene	**50**	ND (<4.7)	ND (<4.7)	ND (<0.10)	ND (<0.10)	ND (<0.10)	ND (<0.10)	ND (<0.10)	ND (<0.098)	ND (<0.099)	ND (<0.11)	ND (<0.098)	ND (<0.099)	ND (<0.099)	0.11	ND (<0.099)	ND (<0.099)	ND (<0.10)	ND (<0.099)	ND (<0.0500)	NA	NA
Naphthalene	**10**	ND (<4.7)	ND (<4.7)	ND (<0.10)	ND (<0.10)	ND (<0.10)	ND (<0.10)	ND (<0.10)	ND (<0.098)	ND (<0.099)	ND (<0.11)	ND (<0.098)	0.14	ND (<0.099)	0.59	ND (<0.099)	ND (<0.099)	ND (<0.10)	ND (<0.099)	ND (<0.0500)	ND (<5.0)	ND (<5.0)
Phenanthrene	**50**	ND (<4.7)	ND (<4.7)	ND (<0.10)	ND (<0.10)	ND (<0.10)	ND (<0.10)	ND (<0.10)	ND (<0.098)	ND (<0.099)	ND (<0.11)	ND (<0.098)	ND (<0.099)	ND (<0.099)	ND (<0.095)	ND (<0.099)	ND (<0.099)	ND (<0.10)	ND (<0.099)	ND (<0.0500)	ND (<5.0)	ND (<5.0)
Pyrene	**50**	ND (<4.7)	ND (<4.7)	ND (<0.10)	ND (<0.10)	ND (<0.10)	ND (<0.10)	ND (<0.10)	ND (<0.098)	ND (<0.099)	ND (<0.11)	ND (<0.098)	ND (<0.099)	ND (<0.099)	ND (<0.095)	ND (<0.099)	ND (<0.099)	ND (<0.10)	ND (<0.099)	ND (<0.0500)	ND (<5.0)	ND (<5.0)

NYSDEC = New York State Department of Environmental Conservation
AWQS = Ambient Water Quality Standards
ND (<#) = Not Detected (# is laboratory reporting limit)
µg/L = Micrograms per Liter
Bolded = values indicate exceedance of the NYSDEC AWQS
NA = Not Analyzed For.
J = Estimated Value.

Table 5

Analytical Data Summary
LTMW-08 Skating Rink Well

Parameter	NYSDEC AWQS (µg/L)	All Sampling Quarters in 2010-2015	April 2016	October 2016	April 2017	October 2017	April 2018	October 2018	April 2019	October 2019	June 2020	October 2020	April 2021	October 2021	October 2021*	April 2022	October 2022	April 2023	October 2023	April 2024	October 2024
Benzene	**1**	ND (<1.0)	ND (<1.0)	ND (<1.0)	ND (<1.0)	ND (<1.0)	ND (<1.0)	ND (<1.0)	ND (<1.0)	ND (<1.0)	ND (<1.0)	ND (<1.0)	ND (<1.0)	ND (<1.0)	ND (<1.0)	ND (<1.0)	ND (<1.0)	ND (<1.0)	ND (<1.0)	ND (<1.0)	ND (<1.0)
Toluene	**5**	ND (<1.0)	ND (<1.0)	ND (<1.0)	ND (<1.0)	ND (<1.0)	ND (<1.0)	ND (<1.0)	ND (<1.0)	ND (<1.0)	ND (<1.0)	ND (<1.0)	ND (<1.0)	ND (<1.0)	ND (<1.0)	ND (<1.0)	ND (<1.0)	ND (<1.0)	ND (<1.0)	ND (<1.0)	ND (<1.0)
Ethylbenzene	**5**	ND (<2.0)	ND (<2.0)	ND (<1.0)	ND (<1.0)	ND (<1.0)	ND (<1.0)	ND (<1.0)	ND (<1.0)	ND (<1.0)	ND (<1.0)	ND (<1.0)	ND (<1.0)	ND (<1.0)	ND (<1.0)	ND (<1.0)	ND (<1.0)	ND (<1.0)	ND (<1.0)	ND (<1.0)	ND (<1.0)
Xylene (total)	**5**	ND (<4.7)	ND (<4.7)	ND (<3.0)	ND (<3.0)	ND (<3.0)	ND (<3.0)	ND (<3.0)	ND (<3.0)	ND (<3.0)	ND (<3.0)	ND (<3.0)	ND (<3.0)	ND (<3.0)	ND (<3.0)	ND (<3.0)	ND (<3.0)	ND (<3.0)	ND (<3.0)	ND (<3.0)	ND (<2.0)
Acenaphthene	**20**	ND (<4.7)	ND (<4.7)	ND (<0.10)	ND (<0.10)	ND (<0.10)	ND (<0.10)	ND (<0.10)	ND (<0.098)	ND (<0.098)	ND (<0.11)	ND (<0.098)	ND (<0.099)	ND (<0.099)	ND (<0.10)	ND (<0.098)	ND (<0.11)	ND (<0.099)	ND (<0.0500)	ND (<5.0)	ND (<5.0)
Acenaphthylene	**NA**	ND (<4.7)	ND (<4.7)	ND (<0.10)	ND (<0.10)	ND (<0.10)	ND (<0.10)	ND (<0.10)	ND (<0.098)	ND (<0.098)	ND (<0.11)	ND (<0.098)	ND (<0.099)	ND (<0.099)	ND (<0.10)	ND (<0.098)	ND (<0.11)	ND (<0.099)	ND (<0.0500)	ND (<5.0)	ND (<5.0)
Anthracene	**NA**	ND (<4.7)	ND (<4.7)	ND (<0.10)	ND (<0.10)	ND (<0.10)	ND (<0.10)	ND (<0.10)	ND (<0.098)	ND (<0.098)	ND (<0.11)	ND (<0.098)	ND (<0.099)	ND (<0.099)	ND (<0.10)	ND (<0.098)	ND (<0.11)	ND (<0.099)	ND (<0.0500)	ND (<5.0)	ND (<5.0)
Benzo(a)anthracene	**0.002**	ND (<4.7)	ND (<4.7)	ND (<0.10)	ND (<0.10)	ND (<0.10)	ND (<0.10)	ND (<0.10)	ND (<0.098)	ND (<0.098)	ND (<0.11)	ND (<0.098)	ND (<0.099)	ND (<0.099)	ND (<0.10)	ND (<0.098)	ND (<0.11)	ND (<0.099)	ND (<0.0500)	ND (<5.0)	ND (<5.0)
Benzo(a)pyrene	**ND**	ND (<4.7)	ND (<4.7)	ND (<0.10)	ND (<0.10)	ND (<0.10)	ND (<0.10)	ND (<0.10)	ND (<0.098)	ND (<0.098)	ND (<0.11)	ND (<0.098)	ND (<0.099)	ND (<0.099)	ND (<0.10)	ND (<0.098)	ND (<0.11)	ND (<0.099)	ND (<0.0500)	ND (<5.0)	ND (<5.0)
Benzo(b)fluoranthene	**0.002**	ND (<4.7)	ND (<4.7)	ND (<0.10)	ND (<0.10)	ND (<0.10)	ND (<0.10)	ND (<0.10)	ND (<0.098)	ND (<0.098)	ND (<0.11)	ND (<0.098)	ND (<0.099)	ND (<0.099)	ND (<0.10)	ND (<0.098)	ND (<0.11)	ND (<0.099)	ND (<0.0500)	ND (<5.0)	ND (<5.0)
Benzo(g,h,i)perylene	**NA**	ND (<4.7)	ND (<4.7)	ND (<0.10)	ND (<0.10)	ND (<0.10)	ND (<0.10)	ND (<0.10)	ND (<0.098)	ND (<0.098)	ND (<0.11)	ND (<0.098)	ND (<0.099)	ND (<0.099)	ND (<0.10)	ND (<0.098)	ND (<0.11)	ND (<0.099)	ND (<0.0500)	ND (<5.0)	ND (<5.0)
Benzo(k)fluoranthene	**0.002**	ND (<4.7)	ND (<4.7)	ND (<0.10)	ND (<0.10)	ND (<0.10)	ND (<0.10)	ND (<0.10)	ND (<0.098)	ND (<0.098)	ND (<0.11)	ND (<0.098)	ND (<0.099)	ND (<0.099)	ND (<0.10)	ND (<0.098)	ND (<0.11)	ND (<0.099)	ND (<0.0500)	ND (<5.0)	ND (<5.0)
Chrysene	**0.002**	ND (<4.7)	ND (<4.7)	ND (<0.10)	ND (<0.10)	ND (<0.10)	ND (<0.10)	ND (<0.10)	ND (<0.098)	ND (<0.098)	ND (<0.11)	ND (<0.098)	ND (<0.099)	ND (<0.099)	ND (<0.10)	ND (<0.098)	ND (<0.11)	ND (<0.099)	ND (<0.0500)	ND (<5.0)	ND (<5.0)
Dibenzo(a,h)anthracene	**NA**	ND (<4.7)	ND (<4.7)	ND (<0.10)	ND (<0.10)	ND (<0.10)	ND (<0.10)	ND (<0.10)	ND (<0.098)	ND (<0.098)	ND (<0.11)	ND (<0.098)	ND (<0.099)	ND (<0.099)	ND (<0.10)	ND (<0.098)	ND (<0.11)	ND (<0.099)	ND (<0.0500)	ND (<5.0)	ND (<5.0)
Fluoranthene	**50**	ND (<4.7)	ND (<4.7)	ND (<0.10)	ND (<0.10)	ND (<0.10)	ND (<0.10)	ND (<0.10)	ND (<0.098)	ND (<0.098)	ND (<0.11)	ND (<0.098)	ND (<0.099)	ND (<0.099)	ND (<0.10)	ND (<0.098)	ND (<0.11)	ND (<0.099)	ND (<0.0500)	ND (<5.0)	ND (<5.0)
Fluorene	**50**	ND (<4.7)	ND (<4.7)	ND (<0.10)	ND (<0.10)	ND (<0.10)	ND (<0.10)	ND (<0.10)	ND (<0.098)	ND (<0.098)	ND (<0.11)	ND (<0.098)	ND (<0.099)	ND (<0.099)	ND (<0.10)	ND (<0.098)	ND (<0.11)	ND (<0.099)	ND (<0.0500)	ND (<5.0)	ND (<5.0)
Indeno(1,2,3-cd)pyrene	**0.002**	ND (<4.7)	ND (<4.7)	ND (<0.10)	ND (<0.10)	ND (<0.10)	ND (<0.10)	ND (<0.10)	ND (<0.098)	ND (<0.098)	ND (<0.11)	ND (<0.098)	ND (<0.099)	ND (<0.099)	ND (<0.10)	ND (<0.098)	ND (<0.11)	ND (<0.099)	ND (<0.0500)	ND (<5.0)	ND (<5.0)
2-Methylnaphthalene	**50**	ND (<4.7)	ND (<4.7)	ND (<0.10)	ND (<0.10)	ND (<0.10)	ND (<0.10)	ND (<0.10)	ND (<0.098)	ND (<0.098)	ND (<0.11)	ND (<0.098)	ND (<0.099)	ND (<0.099)	ND (<0.10)	ND (<0.098)	ND (<0.11)	ND (<0.099)	ND (<0.0500)	NA	NA
Naphthalene	**10**	ND (<4.7)	ND (<4.7)	ND (<0.10)	ND (<0.10)	ND (<0.10)	ND (<0.10)	ND (<0.10)	ND (<0.098)	ND (<0.098)	ND (<0.11)	ND (<0.098)	ND (<0.099)	0.13	ND (<0.10)	ND (<0.098)	ND (<0.11)	ND (<0.099)	ND (<0.0500)	ND (<5.0)	ND (<5.0)
Phenanthrene	**50**	ND (<4.7)	ND (<4.7)	ND (<0.10)	ND (<0.10)	ND (<0.10)	ND (<0.10)	ND (<0.10)	ND (<0.098)	ND (<0.098)	ND (<0.11)	ND (<0.098)	ND (<0.099)	ND (<0.099)	ND (<0.10)	ND (<0.098)	ND (<0.11)	ND (<0.099)	ND (<0.0500)	ND (<5.0)	ND (<5.0)
Pyrene	**50**	ND (<4.7)	ND (<4.7)	ND (<0.10)	ND (<0.10)	ND (<0.10)	ND (<0.10)	ND (<0.10)	ND (<0.098)	ND (<0.098)	ND (<0.11)	ND (<0.098)	ND (<0.099)	ND (<0.099)	ND (<0.10)	ND (<0.098)	ND (<0.11)	ND (<0.099)	ND (<0.0500)	ND (<5.0)	ND (<5.0)

NYSDEC = New York State Department of Environmental Conservation
AWQS = Ambient Water Quality Standards
ND (<#) = Not Detected (# is laboratory reporting limit)
µg/L = Micrograms per Liter
Bolded = values indicate exceedance of the NYSDEC AWQS
NA = Not Analyzed For.
J = Estimated Value.

Table 5

Analytical Data Summary
LTMW-09 Skating Rink Well

Parameter	NYSDEC AWQS (µg/L)	All Sampling Quarters in 2010-2015	April 2016	October 2016	April 2017	October 2017	April 2018	October 2018	April 2019	October 2019	June 2020	October 2020	April 2021	October 2021	April 2022	October 2022	April 2023	October 2023	April 2024
Benzene	**1**	ND (<1.0)	ND (<1.0)	ND (<1.0)	ND (<1.0)	ND (<1.0)	ND (<1.0)	ND (<1.0)	ND (<1.0)	ND (<1.0)	ND (<1.0)	ND (<1.0)	ND (<1.0)	ND (<1.0)	ND (<1.0)	ND (<1.0)	ND (<1.0)	ND (<1.0)	ND (<1.0)
Toluene	**5**	ND (<1.0)	ND (<1.0)	ND (<1.0)	ND (<1.0)	ND (<1.0)	ND (<1.0)	ND (<1.0)	ND (<1.0)	ND (<1.0)	ND (<1.0)	ND (<1.0)	ND (<1.0)	ND (<1.0)	ND (<1.0)	ND (<1.0)	ND (<1.0)	ND (<1.0)	ND (<1.0)
Ethylbenzene	**5**	ND (<2.0)	ND (<2.0)	ND (<1.0)	ND (<1.0)	ND (<1.0)	ND (<1.0)	ND (<1.0)	ND (<1.0)	ND (<1.0)	ND (<1.0)	ND (<1.0)	ND (<1.0)	ND (<1.0)	ND (<1.0)	ND (<1.0)	ND (<1.0)	ND (<1.0)	ND (<1.0)
Xylene (total)	**5**	ND (<4.7)	ND (<4.7)	ND (<3.0)	ND (<3.0)	ND (<3.0)	ND (<3.0)	ND (<3.0)	ND (<3.0)	ND (<3.0)	ND (<3.0)	ND (<3.0)	ND (<3.0)	ND (<3.0)	ND (<3.0)	ND (<3.0)	ND (<3.0)	ND (<3.0)	ND (<2.0)
Acenaphthene	**20**	ND (<4.7)	ND (<4.7)	ND (<0.10)	ND (<0.10)	ND (<0.10)	ND (<0.10)	ND (<0.10)	ND (<0.099)	ND (<0.098)	ND (<0.11)	ND (<0.098)	ND (<0.10)	ND (<0.095)	ND (<0.098)	ND (<0.10)	ND (<0.099)	ND (<0.0500)	ND (<5.0)
Acenaphthylene	**NA**	ND (<4.7)	ND (<4.7)	ND (<0.10)	ND (<0.10)	ND (<0.10)	ND (<0.10)	ND (<0.10)	ND (<0.099)	ND (<0.098)	ND (<0.11)	ND (<0.098)	ND (<0.10)	ND (<0.095)	ND (<0.098)	ND (<0.10)	ND (<0.099)	ND (<0.0500)	ND (<5.0)
Anthracene	**NA**	ND (<4.7)	ND (<4.7)	ND (<0.10)	ND (<0.10)	ND (<0.10)	ND (<0.10)	ND (<0.10)	ND (<0.099)	ND (<0.098)	ND (<0.11)	ND (<0.098)	ND (<0.10)	ND (<0.095)	ND (<0.098)	ND (<0.10)	ND (<0.099)	ND (<0.0500)	ND (<5.0)
Benzo(a)anthracene	**0.002**	ND (<4.7)	ND (<4.7)	ND (<0.10)	ND (<0.10)	ND (<0.10)	ND (<0.10)	ND (<0.10)	ND (<0.099)	ND (<0.098)	ND (<0.11)	ND (<0.098)	ND (<0.10)	ND (<0.095)	ND (<0.098)	ND (<0.10)	ND (<0.099)	ND (<0.0500)	ND (<5.0)
Benzo(a)pyrene	**ND**	ND (<4.7)	ND (<4.7)	ND (<0.10)	ND (<0.10)	ND (<0.10)	ND (<0.10)	ND (<0.10)	ND (<0.099)	ND (<0.098)	ND (<0.11)	ND (<0.098)	ND (<0.10)	ND (<0.095)	ND (<0.098)	ND (<0.10)	ND (<0.099)	ND (<0.0500)	ND (<5.0)
Benzo(b)fluoranthene	**0.002**	ND (<4.7)	ND (<4.7)	ND (<0.10)	ND (<0.10)	ND (<0.10)	ND (<0.10)	ND (<0.10)	ND (<0.099)	ND (<0.098)	ND (<0.11)	ND (<0.098)	ND (<0.10)	ND (<0.095)	ND (<0.098)	ND (<0.10)	ND (<0.099)	ND (<0.0500)	ND (<5.0)
Benzo(g,h,i)perylene	**NA**	ND (<4.7)	ND (<4.7)	ND (<0.10)	ND (<0.10)	ND (<0.10)	ND (<0.10)	ND (<0.10)	ND (<0.099)	ND (<0.098)	ND (<0.11)	ND (<0.098)	ND (<0.10)	ND (<0.095)	ND (<0.098)	ND (<0.10)	ND (<0.099)	ND (<0.0500)	ND (<5.0)
Benzo(k)fluoranthene	**0.002**	ND (<4.7)	ND (<4.7)	ND (<0.10)	ND (<0.10)	ND (<0.10)	ND (<0.10)	ND (<0.10)	ND (<0.099)	ND (<0.098)	ND (<0.11)	ND (<0.098)	ND (<0.10)	ND (<0.095)	ND (<0.098)	ND (<0.10)	ND (<0.099)	ND (<0.0500)	ND (<5.0)
Chrysene	**0.002**	ND (<4.7)	ND (<4.7)	ND (<0.10)	ND (<0.10)	ND (<0.10)	ND (<0.10)	ND (<0.10)	ND (<0.099)	ND (<0.098)	ND (<0.11)	ND (<0.098)	ND (<0.10)	ND (<0.095)	ND (<0.098)	ND (<0.10)	ND (<0.099)	ND (<0.0500)	ND (<5.0)
Dibenzo(a,h)anthracene	**NA**	ND (<4.7)	ND (<4.7)	ND (<0.10)	ND (<0.10)	ND (<0.10)	ND (<0.10)	ND (<0.10)	ND (<0.099)	ND (<0.098)	ND (<0.11)	ND (<0.098)	ND (<0.10)	ND (<0.095)	ND (<0.098)	ND (<0.10)	ND (<0.099)	ND (<0.0500)	ND (<5.0)
Fluoranthene	**50**	ND (<4.7)	ND (<4.7)	ND (<0.10)	ND (<0.10)	ND (<0.10)	ND (<0.10)	ND (<0.10)	ND (<0.099)	ND (<0.098)	ND (<0.11)	ND (<0.098)	ND (<0.10)	ND (<0.095)	ND (<0.098)	ND (<0.10)	ND (<0.099)	ND (<0.0500)	ND (<5.0)
Fluorene	**50**	ND (<4.7)	ND (<4.7)	ND (<0.10)	ND (<0.10)	ND (<0.10)	ND (<0.10)	ND (<0.10)	ND (<0.099)	ND (<0.098)	ND (<0.11)	ND (<0.098)	ND (<0.10)	ND (<0.095)	ND (<0.098)	ND (<0.10)	ND (<0.099)	ND (<0.0500)	ND (<5.0)
Indeno(1,2,3-cd)pyrene	**0.002**	ND (<4.7)	ND (<4.7)	ND (<0.10)	ND (<0.10)	ND (<0.10)	ND (<0.10)	ND (<0.10)	ND (<0.099)	ND (<0.098)	ND (<0.11)	ND (<0.098)	ND (<0.10)	ND (<0.095)	ND (<0.098)	ND (<0.10)	ND (<0.099)	ND (<0.0500)	ND (<5.0)
2-Methylnaphthalene	**50**	ND (<4.7)	ND (<4.7)	ND (<0.10)	ND (<0.10)	ND (<0.10)	ND (<0.10)	ND (<0.10)	ND (<0.099)	ND (<0.098)	ND (<0.11)	ND (<0.098)	ND (<0.10)	ND (<0.095)	ND (<0.098)	ND (<0.10)	ND (<0.099)	ND (<0.0500)	NA
Naphthalene	**10**	ND (<4.7)	ND (<4.7)	ND (<0.10)	ND (<0.10)	ND (<0.10)	ND (<0.10)	ND (<0.10)	ND (<0.099)	ND (<0.098)	ND (<0.11)	ND (<0.098)	ND (<0.10)	ND (<0.095)	ND (<0.098)	ND (<0.10)	ND (<0.099)	ND (<0.0500)	ND (<5.0)
Phenanthrene	**50**	ND (<4.7)	ND (<4.7)	ND (<0.10)	ND (<0.10)	ND (<0.10)	ND (<0.10)	ND (<0.10)	ND (<0.099)	ND (<0.098)	ND (<0.11)	ND (<0.098)	ND (<0.10)	ND (<0.095)	ND (<0.098)	ND (<0.10)	ND (<0.099)	ND (<0.0500)	ND (<5.0)
Pyrene	**50**	ND (<4.7)	ND (<4.7)	ND (<0.10)	ND (<0.10)	ND (<0.10)	ND (<0.10)	ND (<0.10)	ND (<0.099)	ND (<0.098)	ND (<0.11)	ND (<0.098)	ND (<0.10)	ND (<0.095)	ND (<0.098)	ND (<0.10)	ND (<0.099)	ND (<0.0500)	ND (<5.0)

NYSDEC = New York State Department of Environmental Conservation
AWQS = Ambient Water Quality Standards
ND (<#) = Not Detected (# is laboratory reporting limit)
µg/L = Micrograms per Liter
Bolded = values indicate exceedance of the NYSDEC AWQS
NA = Not Analyzed For.
J = Estimated Value.

Table 5

Analytical Data Summary
LTMW-10 Skating Rink Well

Parameter	NYSDEC AWQS (µg/L)	All Sampling Quarters in 2010-2015	April 2016	October 2016	April 2017	October 2017	April 2018	October 2018	April 2019	October 2019	June 2020	October 2020	April 2021	October 2021	April 2022	October 2022	April 2023	October 2023	April 2024
Benzene	**1**	ND (<1.0)	ND (<1.0)	ND (<1.0)	ND (<1.0)	ND (<1.0)	ND (<1.0)	ND (<1.0)	ND (<1.0)	ND (<1.0)	ND (<1.0)	ND (<1.0)	ND (<1.0)	ND (<1.0)	ND (<1.0)	ND (<1.0)	ND (<1.0)	ND (<1.0)	ND (<1.0)
Toluene	**5**	ND (<1.0)	ND (<1.0)	ND (<1.0)	ND (<1.0)	ND (<1.0)	ND (<1.0)	ND (<1.0)	ND (<1.0)	ND (<1.0)	ND (<1.0)	ND (<1.0)	ND (<1.0)	ND (<1.0)	ND (<1.0)	ND (<1.0)	ND (<1.0)	ND (<1.0)	ND (<1.0)
Ethylbenzene	**5**	ND (<2.0)	ND (<2.0)	ND (<1.0)	ND (<1.0)	ND (<1.0)	ND (<1.0)	ND (<1.0)	ND (<1.0)	ND (<1.0)	ND (<1.0)	ND (<1.0)	ND (<1.0)	ND (<1.0)	ND (<1.0)	ND (<1.0)	ND (<1.0)	ND (<1.0)	ND (<1.0)
Xylene (total)	**5**	ND (<4.7)	ND (<4.7)	ND (<3.0)	ND (<3.0)	ND (<3.0)	ND (<3.0)	ND (<3.0)	ND (<3.0)	ND (<3.0)	ND (<3.0)	ND (<3.0)	ND (<3.0)	ND (<3.0)	ND (<3.0)	ND (<3.0)	ND (<3.0)	ND (<3.0)	ND (<2.0)
Acenaphthene	**20**	ND (<4.7)	ND (<4.7)	ND (<0.10)	ND (<0.10)	ND (<0.10)	ND (<0.10)	ND (<0.10)	ND (<0.099)	ND (<0.097)	ND (<0.10)	ND (<0.098)	ND (<0.099)	ND (<0.097)	ND (<0.097)	ND (<0.10)	ND (<0.10)	ND (<0.0500)	ND (<5.0)
Acenaphthylene	**NA**	ND (<4.7)	ND (<4.7)	ND (<0.10)	ND (<0.10)	ND (<0.10)	ND (<0.10)	ND (<0.10)	ND (<0.099)	ND (<0.097)	ND (<0.10)	ND (<0.098)	ND (<0.099)	ND (<0.097)	ND (<0.097)	ND (<0.10)	ND (<0.10)	ND (<0.0500)	ND (<5.0)
Anthracene	**NA**	ND (<4.7)	ND (<4.7)	ND (<0.10)	ND (<0.10)	ND (<0.10)	ND (<0.10)	ND (<0.10)	ND (<0.099)	ND (<0.097)	ND (<0.10)	ND (<0.098)	ND (<0.099)	ND (<0.097)	ND (<0.097)	ND (<0.10)	ND (<0.10)	ND (<0.0500)	ND (<5.0)
Benzo(a)anthracene	**0.002**	ND (<4.7)	ND (<4.7)	ND (<0.10)	ND (<0.10)	ND (<0.10)	ND (<0.10)	ND (<0.10)	ND (<0.099)	ND (<0.097)	ND (<0.10)	ND (<0.098)	ND (<0.099)	ND (<0.097)	ND (<0.097)	ND (<0.10)	ND (<0.10)	ND (<0.0500)	ND (<5.0)
Benzo(a)pyrene	**ND**	ND (<4.7)	ND (<4.7)	ND (<0.10)	ND (<0.10)	ND (<0.10)	ND (<0.10)	ND (<0.10)	ND (<0.099)	ND (<0.097)	ND (<0.10)	ND (<0.098)	ND (<0.099)	ND (<0.097)	ND (<0.097)	ND (<0.10)	ND (<0.10)	ND (<0.0500)	ND (<5.0)
Benzo(b)fluoranthene	**0.002**	ND (<4.7)	ND (<4.7)	ND (<0.10)	ND (<0.10)	ND (<0.10)	ND (<0.10)	ND (<0.10)	ND (<0.099)	ND (<0.097)	ND (<0.10)	ND (<0.098)	ND (<0.099)	ND (<0.097)	ND (<0.097)	ND (<0.10)	ND (<0.10)	ND (<0.0500)	ND (<5.0)
Benzo(g,h,i)perylene	**NA**	ND (<4.7)	ND (<4.7)	ND (<0.10)	ND (<0.10)	ND (<0.10)	ND (<0.10)	ND (<0.10)	ND (<0.099)	ND (<0.097)	ND (<0.10)	ND (<0.098)	ND (<0.099)	ND (<0.097)	ND (<0.097)	ND (<0.10)	ND (<0.10)	ND (<0.0500)	ND (<5.0)
Benzo(k)fluoranthene	**0.002**	ND (<4.7)	ND (<4.7)	ND (<0.10)	ND (<0.10)	ND (<0.10)	ND (<0.10)	ND (<0.10)	ND (<0.099)	ND (<0.097)	ND (<0.10)	ND (<0.098)	ND (<0.099)	ND (<0.097)	ND (<0.097)	ND (<0.10)	ND (<0.10)	ND (<0.0500)	ND (<5.0)
Chrysene	**0.002**	ND (<4.7)	ND (<4.7)	ND (<0.10)	ND (<0.10)	ND (<0.10)	ND (<0.10)	ND (<0.10)	ND (<0.099)	ND (<0.097)	ND (<0.10)	ND (<0.098)	ND (<0.099)	ND (<0.097)	ND (<0.097)	ND (<0.10)	ND (<0.10)	ND (<0.0500)	ND (<5.0)
Dibenzo(a,h)anthracene	**NA**	ND (<4.7)	ND (<4.7)	ND (<0.10)	ND (<0.10)	ND (<0.10)	ND (<0.10)	ND (<0.10)	ND (<0.099)	ND (<0.097)	ND (<0.10)	ND (<0.098)	ND (<0.099)	ND (<0.097)	ND (<0.097)	ND (<0.10)	ND (<0.10)	ND (<0.0500)	ND (<5.0)
Fluoranthene	**50**	ND (<4.7)	ND (<4.7)	ND (<0.10)	ND (<0.10)	ND (<0.10)	ND (<0.10)	ND (<0.10)	ND (<0.099)	ND (<0.097)	ND (<0.10)	ND (<0.098)	ND (<0.099)	ND (<0.097)	ND (<0.097)	ND (<0.10)	ND (<0.10)	ND (<0.0500)	ND (<5.0)
Fluorene	**50**	ND (<4.7)	ND (<4.7)	ND (<0.10)	ND (<0.10)	ND (<0.10)	ND (<0.10)	ND (<0.10)	ND (<0.099)	ND (<0.097)	ND (<0.10)	ND (<0.098)	ND (<0.099)	ND (<0.097)	ND (<0.097)	ND (<0.10)	ND (<0.10)	ND (<0.0500)	ND (<5.0)
Indeno(1,2,3-cd)pyrene	**0.002**	ND (<4.7)	ND (<4.7)	ND (<0.10)	ND (<0.10)	ND (<0.10)	ND (<0.10)	ND (<0.10)	ND (<0.099)	ND (<0.097)	ND (<0.10)	ND (<0.098)	ND (<0.099)	ND (<0.097)	ND (<0.097)	ND (<0.10)	ND (<0.10)	ND (<0.0500)	ND (<5.0)
2-Methylnaphthalene	**50**	ND (<4.7)	ND (<4.7)	ND (<0.10)	ND (<0.10)	ND (<0.10)	ND (<0.10)	ND (<0.10)	ND (<0.099)	ND (<0.097)	ND (<0.10)	ND (<0.098)	ND (<0.099)	ND (<0.097)	ND (<0.097)	ND (<0.10)	ND (<0.10)	ND (<0.0500)	NA
Naphthalene	**10**	ND (<4.7)	ND (<4.7)	ND (<0.10)	ND (<0.10)	ND (<0.10)	ND (<0.10)	ND (<0.10)	ND (<0.099)	ND (<0.097)	ND (<0.10)	ND (<0.098)	ND (<0.099)	ND (<0.097)	ND (<0.097)	ND (<0.10)	ND (<0.10)	ND (<0.0500)	ND (<5.0)
Phenanthrene	**50**	ND (<4.7)	ND (<4.7)	ND (<0.10)	ND (<0.10)	ND (<0.10)	ND (<0.10)	ND (<0.10)	ND (<0.099)	ND (<0.097)	ND (<0.10)	ND (<0.098)	ND (<0.099)	ND (<0.097)	ND (<0.097)	ND (<0.10)	ND (<0.10)	ND (<0.0500)	ND (<5.0)
Pyrene	**50**	ND (<4.7)	ND (<4.7)	ND (<0.10)	ND (<0.10)	ND (<0.10)	ND (<0.10)	ND (<0.10)	ND (<0.099)	ND (<0.097)	ND (<0.10)	ND (<0.098)	ND (<0.099)	ND (<0.097)	ND (<0.097)	ND (<0.10)	ND (<0.10)	ND (<0.0500)	ND (<5.0)

NYSDEC = New York State Department of Environmental Conservation
AWQS = Ambient Water Quality Standards
ND (<#) = Not Detected (# is laboratory reporting limit)
µg/L = Micrograms per Liter
Bolded = values indicate exceedance of the NYSDEC AWQS
NA = Not Analyzed For.
J = Estimated Value.

Table 5

Analytical Data Summary
LTMW-12 Former Spa Steel

Parameter	NYSDEC AWQS (µg/L)	October 2015	All Sampling Quarters in 2016-2019	January 2020	June 2020	July 2020	October 2020	January 2021	April 2021	July 2021	October 2021	January 2022	April 2022	July 2022	October 2022	January 2023	April 2023	July 2023	October 2023	January 2024	April 2024	July 2024	October 2024
Benzene	**1**	ND (<1.0)	ND (<1.0)	ND (<1.0)	ND (<1.0)	ND (<1.0)	ND (<1.0)	ND (<1.0)	ND (<1.0)	ND (<1.0)	ND (<1.0)	ND (<1.0)	ND (<1.0)	ND (<1.0)	ND (<1.0)	ND (<1.0)	ND (<1.0)	ND (<1.0)	ND (<1.0)	ND (<1.0)	ND (<1.0)	ND (<1.0)	ND (<1.0)
Toluene	**5**	ND (<1.0)	ND (<1.0)	ND (<1.0)	ND (<1.0)	ND (<1.0)	ND (<1.0)	ND (<1.0)	ND (<1.0)	ND (<1.0)	ND (<1.0)	ND (<1.0)	ND (<1.0)	ND (<1.0)	ND (<1.0)	ND (<1.0)	ND (<1.0)	ND (<1.0)	ND (<1.0)	ND (<1.0)	ND (<1.0)	ND (<1.0)	ND (<1.0)
Ethylbenzene	**5**	ND (<2.0)	ND (<2.0)	ND (<1.0)	ND (<1.0)	ND (<1.0)	ND (<1.0)	ND (<1.0)	ND (<1.0)	ND (<1.0)	ND (<1.0)	ND (<1.0)	ND (<1.0)	ND (<1.0)	ND (<1.0)	ND (<1.0)	ND (<1.0)	ND (<1.0)	ND (<1.0)	ND (<1.0)	ND (<1.0)	ND (<1.0)	ND (<1.0)
Xylene (total)	**5**	ND (<4.8)	ND (<5.0)	ND (<3.0)	ND (<3.0)	ND (<3.0)	ND (<3.0)	ND (<3.0)	ND (<3.0)	ND (<3.0)	ND (<3.0)	ND (<3.0)	ND (<3.0)	ND (<3.0)	ND (<3.0)	ND (<3.0)	ND (<3.0)	ND (<1.0)	ND (<3.0)	ND (<2.0)	ND (<2.0)	ND (<2.0)	ND (<2.0)
Acenaphthene	**20**	ND (<4.8)	ND (<5.0)	ND (<0.099)	ND (<0.099)	ND (<0.096)	ND (<0.10)	ND (<0.099)	ND (<0.10)	ND (<0.10)	ND (<0.099)	ND (<0.11)	ND (<0.098)	ND (<0.10)	ND (<0.11)	ND (<0.079)	ND (<0.097)	ND(<0.27)	ND(<0.096)	ND (<5.0)	ND (<5.0)	ND (<5.0)	ND (<5.0)
Acenaphthylene	**NA**	ND (<4.8)	ND (<5.0)	ND (<0.099)	ND (<0.099)	ND (<0.096)	ND (<0.10)	ND (<0.099)	ND (<0.10)	ND (<0.10)	ND (<0.099)	ND (<0.11)	ND (<0.098)	ND (<0.10)	ND (<0.11)	ND (<0.079)	ND (<0.097)	ND(<0.18)	ND(<0.096)	ND (<5.0)	ND (<5.0)	ND (<5.0)	ND (<5.0)
Anthracene	**NA**	ND (<4.8)	ND (<5.0)	ND (<0.099)	ND (<0.099)	ND (<0.096)	ND (<0.10)	ND (<0.099)	ND (<0.10)	ND (<0.10)	ND (<0.099)	ND (<0.11)	ND (<0.098)	ND (<0.10)	ND (<0.11)	ND (<0.079)	ND (<0.097)	ND(<0.18)	ND(<0.096)	ND (<5.0)	ND (<5.0)	ND (<5.0)	ND (<5.0)
Benzo(a)anthracene	**0.002**	ND (<4.8)	ND (<5.0)	ND (<0.099)	**0.20**	**0.26**	ND (<0.10)	ND (<0.099)	ND (<0.10)	**0.13**	ND (<0.099)	ND (<0.11)	ND (<0.098)	ND (<0.10)	ND (<0.11)	ND (<0.079)	ND (<0.097)	ND(<0.045)	ND(<0.096)	ND (<5.0)	ND (<5.0)	ND (<5.0)	ND (<5.0)
Benzo(a)pyrene	**ND**	ND (<4.8)	ND (<5.0)	ND (<0.099)	**0.30**	**0.40**	ND (<0.10)	ND (<0.099)	ND (<0.10)	**0.19**	ND (<0.099)	ND (<0.11)	ND (<0.098)	ND (<0.10)	ND (<0.11)	ND (<0.079)	ND (<0.097)	ND(<0.089)	ND(<0.096)	ND (<5.0)	ND (<5.0)	ND (<5.0)	ND (<5.0)
Benzo(b)fluoranthene	**0.002**	ND (<4.8)	ND (<5.0)	ND (<0.099)	**0.52**	**0.63**	ND (<0.10)	ND (<0.099)	ND (<0.10)	**0.3**	ND (<0.099)	ND (<0.11)	ND (<0.098)	ND (<0.10)	**0.16**	ND (<0.079)	ND (<0.097)	ND(<0.045)	ND(<0.096)	ND (<5.0)	ND (<5.0)	ND (<5.0)	ND (<5.0)
Benzo(g,h,i)perylene	**NA**	ND (<4.8)	ND (<5.0)	ND (<0.099)	0.37	0.37	ND (<0.10)	ND (<0.099)	ND (<0.10)	0.17	ND (<0.099)	ND (<0.11)	ND (<0.098)	ND (<0.10)	ND (<0.11)	ND (<0.079)	ND (<0.097)	ND(<0.45)	ND(<0.096)	ND (<5.0)	ND (<5.0)	ND (<5.0)	ND (<5.0)
Benzo(k)fluoranthene	**0.002**	ND (<4.8)	ND (<5.0)	ND (<0.099)	**0.18**	ND (<0.096)	ND (<0.10)	ND (<0.099)	ND (<0.10)	**0.29**	ND (<0.099)	ND (<0.11)	ND (<0.098)	ND (<0.10)	**0.14**	ND (<0.079)	ND (<0.097)	ND(<0.18)	ND(<0.096)	ND (<5.0)	ND (<5.0)	ND (<5.0)	ND (<5.0)
Chrysene	**0.002**	ND (<4.7)	ND (<5.0)	ND (<0.099)	**0.42**	**0.47**	ND (<0.10)	ND (<0.099)	ND (<0.10)	**0.19**	ND (<0.099)	ND (<0.11)	ND (<0.098)	ND (<0.10)	ND (<0.11)	ND (<0.079)	ND (<0.097)	ND(<0.18)	ND(<0.096)	ND (<5.0)	ND (<5.0)	ND (<5.0)	ND (<5.0)
Dibenzo(a,h)anthracene	**NA**	ND (<4.8)	ND (<5.0)	ND (<0.099)	ND (<0.099)	ND (<0.096)	ND (<0.10)	ND (<0.099)	ND (<0.10)	ND (<0.10)	ND (<0.099)	ND (<0.11)	ND (<0.098)	ND (<0.10)	ND (<0.11)	ND (<0.079)	ND (<0.097)	ND(<0.089)	ND(<0.096)	ND (<5.0)	ND (<5.0)	ND (<5.0)	ND (<5.0)
Fluoranthene	**50**	ND (<4.8)	ND (<5.0)	ND (<0.099)	0.85	0.78	ND (<0.10)	0.12	ND (<0.10)	0.35	ND (<0.099)	ND (<0.11)	ND (<0.098)	ND (<0.10)	0.19	ND (<0.079)	ND (<0.097)	ND(<0.45)	ND(<0.096)	ND (<5.0)	ND (<5.0)	ND (<5.0)	ND (<5.0)
Fluorene	**50**	ND (<4.8)	ND (<5.0)	ND (<0.099)	ND (<0.099)	ND (<0.096)	ND (<0.10)	ND (<0.099)	ND (<0.10)	ND (<0.10)	ND (<0.099)	ND (<0.11)	ND (<0.098)	ND (<0.10)	ND (<0.11)	ND (<0.079)	ND (<0.097)	ND(<0.89)	ND(<0.096)	ND (<5.0)	ND (<5.0)	ND (<5.0)	ND (<5.0)
Indeno(1,2,3-cd)pyrene	**0.002**	ND (<4.8)	ND (<5.0)	ND (<0.099)	**0.22**	**0.23**	ND (<0.10)	ND (<0.099)	ND (<0.10)	**0.11**	ND (<0.099)	ND (<0.11)	ND (<0.098)	ND (<0.10)	ND (<0.11)	ND (<0.079)	ND (<0.097)	ND(<0.089)	ND(<0.096)	ND (<5.0)	ND (<5.0)	ND (<5.0)	ND (<5.0)
2-Methylnaphthalene	**50**	ND (<4.8)	ND (<5.0)	ND (<0.099)	ND (<0.099)	ND (<0.096)	ND (<0.10)	ND (<0.099)	ND (<0.10)	ND (<0.10)	ND (<0.099)	ND (<0.11)	ND (<0.098)	ND (<0.10)	ND (<0.11)	ND (<0.079)	ND (<0.097)	ND(<0.89)	ND(<0.096)	NA	NA	NA	NA
Naphthalene	**10**	ND (<4.8)	ND (<5.0)	ND (<0.099)	ND (<0.099)	ND (<0.096)	ND (<0.10)	ND (<0.099)	ND (<0.10)	ND (<0.10)	ND (<0.099)	ND (<0.11)	ND (<0.098)	ND (<0.10)	ND (<0.11)	ND (<0.079)	ND (<0.097)	ND(<0.89)	0.12	ND (<5.0)	ND (<5.0)	ND (<5.0)	ND (<5.0)
Phenanthrene	**50**	ND (<4.8)	ND (<5.0)	ND (<0.099)	0.75	0.61	ND (<0.10)	ND (<0.099)	ND (<0.10)	0.22	ND (<0.099)	ND (<0.11)	ND (<0.098)	ND (<0.10)	ND (<0.11)	ND (<0.079)	ND (<0.097)	ND(<0.045)	ND(<0.096)	ND (<5.0)	ND (<5.0)	ND (<5.0)	ND (<5.0)
Pyrene	**50**	ND (<4.8)	ND (<5.0)	ND (<0.099)	0.83	0.83	ND (<0.10)	0.12	ND (<0.10)	0.37	ND (<0.099)	ND (<0.11)	ND (<0.098)	ND (<0.10)	0.20	ND (<0.079)	ND (<0.097)	ND(<0.89)	ND(<0.096)	ND (<5.0)	ND (<5.0)	ND (<5.0)	ND (<5.0)

NYSDEC = New York State Department of Environmental Conservation
AWQS = Ambient Water Quality Standards
ND (<#) = Not Detected (# is laboratory reporting limit)
µg/L = Micrograms per Liter
Bolded = values indicate exceedance of the NYSDEC AWQS
NA = Not Analyzed For.
J = Estimated Value.

Table 5

Analytical Data Summary
LTMW-13 Former Spa Steel

Parameter	NYSDEC AWQS (µg/L)	October 2015	All Sampling Quarters in 2016-2019	January 2020	June 2020	July 2020	October 2020	January 2021	April 2021	July 2021	October 2021	January 2022	April 2022	July 2022	October 2022	January 2023	April 2023	July 2023	October 2023	January 2024	April 2024	July 2024	October 2024
Benzene	**1**	ND (<1.0)	ND (<1.0)	ND (<1.0)	ND (<1.0)	ND (<1.0)	ND (<1.0)	ND (<1.0)	ND (<1.0)	ND (<1.0)	ND (<1.0)	ND (<1.0)	ND (<1.0)	ND (<1.0)	ND (<1.0)	ND (<1.0)	ND (<1.0)	ND (<1.0)	ND (<1.0)	ND (<1.0)	ND (<1.0)	ND (<1.0)	ND (<1.0)
Toluene	**5**	ND (<1.0)	ND (<1.0)	ND (<1.0)	ND (<1.0)	ND (<1.0)	ND (<1.0)	ND (<1.0)	ND (<1.0)	ND (<1.0)	ND (<1.0)	ND (<1.0)	ND (<1.0)	ND (<1.0)	ND (<1.0)	ND (<1.0)	ND (<1.0)	ND (<1.0)	ND (<1.0)	ND (<1.0)	ND (<1.0)	ND (<1.0)	ND (<1.0)
Ethylbenzene	**5**	ND (<2.0)	ND (<2.0)	ND (<1.0)	ND (<1.0)	ND (<1.0)	ND (<1.0)	ND (<1.0)	ND (<1.0)	ND (<1.0)	ND (<1.0)	ND (<1.0)	ND (<1.0)	ND (<1.0)	ND (<1.0)	ND (<1.0)	ND (<1.0)	ND (<1.0)	ND (<1.0)	ND (<1.0)	ND (<1.0)	ND (<1.0)	ND (<1.0)
Xylene (total)	**5**	ND (<4.6)	ND (<5.0)	ND (<3.0)	ND (<3.0)	ND (<3.0)	ND (<3.0)	ND (<3.0)	ND (<3.0)	ND (<3.0)	ND (<3.0)	ND (<3.0)	ND (<3.0)	ND (<3.0)	ND (<3.0)	ND (<3.0)	ND (<3.0)	ND (<1.0)	ND (<3.0)	ND (<2.0)	ND (<2.0)	ND (<2.0)	ND (<2.0)
Acenaphthene	**20**	ND (<4.6)	ND (<5.0)	ND (<0.11)	ND (<0.099)	ND (<0.096)	ND (<0.098)	ND (<0.10)	ND (<0.10)	ND (<0.10)	ND (<0.10)	ND (<0.10)	ND (<0.099)	ND (<0.094)	ND (<0.10)	ND (<0.10)	ND (<0.079)	ND (<0.098)	ND(<0.27)	ND (<0.10)	ND (<5.0)	ND (<5.0)	ND (<5.0)
Acenaphthylene	**NA**	ND (<4.6)	ND (<5.0)	ND (<0.11)	ND (<0.099)	ND (<0.096)	ND (<0.098)	ND (<0.10)	ND (<0.10)	ND (<0.10)	ND (<0.10)	ND (<0.10)	ND (<0.099)	ND (<0.094)	ND (<0.10)	ND (<0.10)	ND (<0.079)	ND (<0.098)	ND(<0.18)	ND (<0.10)	ND (<5.0)	ND (<5.0)	ND (<5.0)
Anthracene	**NA**	ND (<4.6)	ND (<5.0)	ND (<0.11)	0.11	ND (<0.096)	ND (<0.098)	ND (<0.10)	ND (<0.10)	ND (<0.10)	ND (<0.10)	ND (<0.10)	ND (<0.099)	ND (<0.094)	ND (<0.10)	ND (<0.10)	ND (<0.079)	ND (<0.098)	ND(<0.18)	ND (<0.10)	ND (<5.0)	ND (<5.0)	ND (<5.0)
Benzo(a)anthracene	**0.002**	ND (<4.6)	ND (<5.0)	ND (<0.11)	**0.50**	ND (<0.096)	ND (<0.098)	ND (<0.10)	ND (<0.10)	ND (<0.10)	ND (<0.10)	ND (<0.10)	ND (<0.099)	ND (<0.094)	**0.11**	ND (<0.10)	ND (<0.079)	ND (<0.098)	ND(<0.044)	ND (<0.10)	ND (<5.0)	ND (<5.0)	ND (<5.0)
Benzo(a)pyrene	**ND**	ND (<4.6)	ND (<5.0)	ND (<0.11)	**0.59**	ND (<0.096)	ND (<0.098)	ND (<0.10)	ND (<0.10)	ND (<0.10)	ND (<0.10)	ND (<0.10)	ND (<0.099)	ND (<0.094)	ND (<0.10)	ND (<0.10)	ND (<0.079)	ND (<0.098)	ND(<0.088)	ND (<0.10)	ND (<5.0)	ND (<5.0)	ND (<5.0)
Benzo(b)fluoranthene	**0.002**	ND (<4.6)	ND (<5.0)	ND (<0.11)	**0.77**	ND (<0.096)	ND (<0.098)	ND (<0.10)	**0.16**	ND (<0.10)	ND (<0.10)	ND (<0.10)	ND (<0.099)	ND (<0.094)	**0.16**	ND (<0.10)	ND (<0.079)	ND (<0.098)	ND(<0.044)	ND (<0.10)	ND (<5.0)	ND (<5.0)	ND (<5.0)
Benzo(g,h,i)perylene	**NA**	ND (<4.6)	ND (<5.0)	ND (<0.11)	0.6	ND (<0.096)	ND (<0.098)	ND (<0.10)	0.11	ND (<0.10)	ND (<0.10)	ND (<0.10)	ND (<0.099)	ND (<0.094)	ND (<0.10)	ND (<0.10)	ND (<0.079)	ND (<0.098)	ND(<0.44)	ND (<0.10)	ND (<5.0)	ND (<5.0)	ND (<5.0)
Benzo(k)fluoranthene	**0.002**	ND (<4.6)	ND (<5.0)	ND (<0.11)	**0.28**	ND (<0.096)	ND (<0.098)	ND (<0.10)	**0.16**	ND (<0.10)	ND (<0.10)	ND (<0.10)	ND (<0.099)	ND (<0.094)	**0.14**	ND (<0.10)	ND (<0.079)	ND (<0.098)	ND(<0.18)	ND (<0.10)	ND (<5.0)	ND (<5.0)	ND (<5.0)
Chrysene	**0.002**	ND (<4.7)	ND (<5.0)	ND (<0.11)	**0.64**	ND (<0.096)	ND (<0.098)	ND (<0.10)	**0.11**	ND (<0.10)	ND (<0.10)	ND (<0.10)	ND (<0.099)	ND (<0.094)	**0.11**	ND (<0.10)	ND (<0.079)	ND (<0.098)	ND(<0.18)	ND (<0.10)	ND (<5.0)	ND (<5.0)	ND (<5.0)
Dibenzo(a,h)anthracene	**NA**	ND (<4.6)	ND (<5.0)	ND (<0.11)	0.1	ND (<0.096)	ND (<0.098)	ND (<0.10)	ND (<0.10)	ND (<0.10)	ND (<0.10)	ND (<0.10)	ND (<0.099)	ND (<0.094)	ND (<0.10)	ND (<0.10)	ND (<0.079)	ND (<0.098)	ND(<0.088)	ND (<0.10)	ND (<5.0)	ND (<5.0)	ND (<5.0)
Fluoranthene	**50**	ND (<4.6)	ND (<5.0)	ND (<0.11)	1.3	ND (<0.096)	ND (<0.098)	ND (<0.10)	0.18	ND (<0.10)	ND (<0.10)	ND (<0.099)	0.14	0.21	ND (<0.10)	ND (<0.079)	ND (<0.098)	ND(<0.44)	ND (<0.10)	ND (<5.0)	ND (<5.0)	ND (<5.0)	ND (<5.0)
Fluorene	**50**	ND (<4.6)	ND (<5.0)	ND (<0.11)	ND (<0.099)	ND (<0.096)	ND (<0.098)	ND (<0.10)	ND (<0.10)	ND (<0.10)	ND (<0.10)	ND (<0.099)	ND (<0.094)	ND (<0.10)	ND (<0.10)	ND (<0.079)	ND (<0.098)	ND(<0.88)	ND (<0.10)	ND (<5.0)	ND (<5.0)	ND (<5.0)	ND (<5.0)
Indeno(1,2,3-cd)pyrene	**0.002**	ND (<4.6)	ND (<5.0)	ND (<0.11)	**0.34**	ND (<0.096)	ND (<0.098)	ND (<0.10)	ND (<0.10)	ND (<0.10)	ND (<0.10)	ND (<0.10)	ND (<0.099)	ND (<0.094)	ND (<0.10)	ND (<0.10)	ND (<0.079)	ND (<0.098)	ND(<0.088)	ND (<0.10)	ND (<5.0)	ND (<5.0)	ND (<5.0)
2-Methylnaphthalene	**50**	ND (<4.6)	ND (<5.0)	ND (<0.11)	ND (<0.099)	ND (<0.096)	ND (<0.098)	ND (<0.10)	ND (<0.10)	ND (<0.10)	ND (<0.10)	ND (<0.10)	ND (<0.099)	ND (<0.094)	ND (<0.10)	ND (<0.10)	ND (<0.079)	ND (<0.098)	ND(<0.88)	ND (<0.10)	NA	NA	NA	NA
Naphthalene	**10**	ND (<4.6)	ND (<5.0)	ND (<0.11)	ND (<0.099)	ND (<0.096)	ND (<0.098)	ND (<0.10)	ND (<0.10)	ND (<0.10)	ND (<0.10)	ND (<0.10)	ND (<0.099)	ND (<0.094)	ND (<0.10)	ND (<0.10)	ND (<0.079)	ND (<0.098)	ND(<0.88)	0.14	ND (<5.0)	ND (<5.0)	ND (<5.0)	ND (<5.0)
Phenanthrene	**50**	ND (<4.6)	ND (<5.0)	ND (<0.11)	1.1	ND (<0.096)	ND (<0.098)	ND (<0.10)	0.16	ND (<0.10)	ND (<0.10)	ND (<0.099)	ND (<0.094)	0.20	ND (<0.10)	ND (<0.079)	ND (<0.098)	ND(<0.044)	ND (<0.10)	ND (<5.0)	ND (<5.0)	ND (<5.0)	ND (<5.0)
Pyrene	**50**	ND (<4.6)	ND (<5.0)	ND (<0.11)	1.4	ND (<0.096)	ND (<0.098)	ND (<0.10)	0.18	ND (<0.10)	ND (<0.10)	ND (<0.099)	0.15	0.22	ND (<0.10)	ND (<0.079)	ND (<0.098)	ND(<0.88)	ND (<0.10)	ND (<5.0)	ND (<5.0)	ND (<5.0)	ND (<5.0)

NYSDEC = New York State Department of Environmental Conservation
AWQS = Ambient Water Quality Standards
ND (<#) = Not Detected (# is laboratory reporting limit)
µg/L = Micrograms per Liter
Bolded = values indicate exceedance of the NYSDEC AWQS
NA = Not Analyzed For.
J = Estimated Value.

Table 5

Analytical Data Summary
LTMW-14

Parameter	NYSDEC AWQS (µg/L)	All Sampling Quarters in 2010-2022	January 2023	April 2023	July 2023	October 2023	January 2024	April 2024	July 2024	October 2024
Benzene	**1**	ND (<1.0)	ND (<1.0)	ND (<1.0)	ND (<1.0)	ND (<1.0)	ND (<1.0)	ND (<1.0)	ND (<1.0)	ND (<1.0)
Toluene	**5**	ND (<1.0)	ND (<1.0)	ND (<1.0)	ND (<1.0)	ND (<1.0)	ND (<1.0)	ND (<1.0)	ND (<1.0)	ND (<1.0)
Ethylbenzene	**5**	ND (<2.0)	ND (<1.0)	ND (<1.0)	ND (<1.0)	ND (<1.0)	ND (<1.0)	ND (<1.0)	ND (<1.0)	ND (<1.0)
Xylene (total)	**5**	ND (<4.7)	ND (<3.0)	ND (<3.0)	ND (<1.0)	ND (<3.0)	ND (<2.0)	ND (<2.0)	ND (<2.0)	ND (<2.0)
Acenaphthene	**20**	ND (<4.9)	ND (<0.081)	ND (<0.098)	ND (<0.27)	ND (<0.0500)	ND (<5.0)	ND (<5.0)	ND (<5.0)	ND (<5.0)
Acenaphthylene	**NA**	ND (<4.9)	ND (<0.081)	ND (<0.098)	ND (<0.18)	ND (<0.0500)	ND (<5.0)	ND (<5.0)	ND (<5.0)	ND (<5.0)
Anthracene	**NA**	ND (<4.9)	ND (<0.081)	ND (<0.098)	ND (<0.18)	ND (<0.0500)	ND (<5.0)	ND (<5.0)	ND (<5.0)	ND (<5.0)
Benzo(a)anthracene	**0.002**	ND (<4.9)	ND (<0.081)	ND (<0.098)	ND (<0.044)	ND (<0.0500)	ND (<5.0)	ND (<5.0)	ND (<5.0)	ND (<5.0)
Benzo(a)pyrene	**ND**	ND (<4.9)	ND (<0.081)	ND (<0.098)	ND (<0.088)	ND (<0.0500)	ND (<5.0)	ND (<5.0)	ND (<5.0)	ND (<5.0)
Benzo(b)fluoranthene	**0.002**	ND (<4.9)	ND (<0.081)	ND (<0.098)	ND (<0.044)	ND (<0.0500)	ND (<5.0)	ND (<5.0)	ND (<5.0)	ND (<5.0)
Benzo(g,h,i)perylene	**NA**	ND (<4.9)	ND (<0.081)	ND (<0.098)	ND (<0.44)	ND (<0.0500)	ND (<5.0)	ND (<5.0)	ND (<5.0)	ND (<5.0)
Benzo(k)fluoranthene	**0.002**	ND (<4.9)	ND (<0.081)	ND (<0.098)	ND (<0.18)	ND (<0.250)	ND (<5.0)	ND (<5.0)	ND (<5.0)	ND (<5.0)
Chrysene	**0.002**	ND (<4.9)	ND (<0.081)	ND (<0.098)	ND (<0.18)	ND (<0.0500)	ND (<5.0)	ND (<5.0)	ND (<5.0)	ND (<5.0)
Dibenzo(a,h)anthracene	**NA**	ND (<4.9)	ND (<0.081)	ND (<0.098)	ND (<0.088)	ND (<0.0500)	ND (<5.0)	ND (<5.0)	ND (<5.0)	ND (<5.0)
Fluoranthene	**50**	ND (<4.9)	ND (<0.081)	ND (<0.098)	ND (<0.44)	ND (<0.0500)	ND (<5.0)	ND (<5.0)	ND (<5.0)	ND (<5.0)
Fluorene	**50**	ND (<4.9)	ND (<0.081)	ND (<0.098)	ND (<0.88)	ND (<0.0500)	ND (<5.0)	ND (<5.0)	ND (<5.0)	ND (<5.0)
Indeno(1,2,3-cd)pyrene	**0.002**	ND (<4.9)	ND (<0.081)	ND (<0.098)	ND (<0.088)	ND (<0.0500)	ND (<5.0)	ND (<5.0)	ND (<5.0)	ND (<5.0)
2-Methylnaphthalene	**50**	ND (<4.9)	ND (<0.081)	ND (<0.098)	ND (<0.88)	ND (<0.500)	NA	NA	NA	NA
Naphthalene	**10**	ND (<4.9)	ND (<0.081)	ND (<0.098)	ND (<0.88)	ND (<0.500)	ND (<5.0)	ND (<5.0)	ND (<5.0)	ND (<5.0)
Phenanthrene	**50**	ND (<4.9)	ND (<0.081)	ND (<0.098)	0.056	ND (<0.0500)	ND (<5.0)	ND (<5.0)	ND (<5.0)	ND (<5.0)
Pyrene	**50**	ND (<4.9)	ND (<0.081)	ND (<0.098)	ND (<0.88)	ND (<0.0500)	ND (<5.0)	ND (<5.0)	ND (<5.0)	ND (<5.0)

NYSDEC = New York State Department of Environmental Conservation
AWQS = Ambient Water Quality Standards
ND (<#) = Not Detected (# is laboratory reporting limit)
µg/L = Micrograms per Liter
Bolded = values indicate exceedance of the NYSDEC AWQS
NA = Not Analyzed For.
J = Estimated Value.

Table 5

Analytical Data Summary
LTMW-15

Parameter	NYSDEC AWQS (µg/L)	All Sampling Quarters in 2010-2021	January 2022	April 2022	July 2022	October 2022	All Sampling Quarters in 2023	January 2024	April 2024	July 2024	October 2024
Benzene	**1**	ND (<1.0)	ND (<1.0)	ND (<1.0)	ND (<1.0)	ND (<1.0)	ND (<1.0)	ND (<1.0)	ND (<1.0)	ND (<1.0)	ND (<1.0)
Toluene	**5**	ND (<1.0)	ND (<1.0)	ND (<1.0)	ND (<1.0)	ND (<1.0)	ND (<1.0)	ND (<1.0)	ND (<1.0)	ND (<1.0)	ND (<1.0)
Ethylbenzene	**5**	ND (<2.0)	ND (<1.0)	ND (<1.0)	ND (<1.0)	ND (<1.0)	ND (<1.0)	ND (<1.0)	ND (<1.0)	ND (<1.0)	ND (<1.0)
Xylene (total)	**5**	ND (<4.7)	ND (<3.0)	ND (<3.0)	ND (<3.0)	ND (<3.0)	ND (<3.0)	4.1	ND (<2.0)	ND (<2.0)	ND (<2.0)
Acenaphthene	**20**	ND (<5.1)	ND (<0.098)	ND (<0.096)	ND (<0.099)	ND (<0.10)	ND (<0.10)	ND (<5.0)	ND (<5.0)	ND (<5.0)	ND (<5.0)
Acenaphthylene	**NA**	ND (<5.1)	ND (<0.098)	ND (<0.096)	ND (<0.099)	ND (<0.10)	ND (<0.10)	ND (<5.0)	ND (<5.0)	ND (<5.0)	ND (<5.0)
Anthracene	**NA**	ND (<5.1)	ND (<0.098)	ND (<0.096)	ND (<0.099)	ND (<0.10)	ND (<0.10)	ND (<5.0)	ND (<5.0)	ND (<5.0)	ND (<5.0)
Benzo(a)anthracene	**0.002**	ND (<5.1)	ND (<0.098)	ND (<0.096)	ND (<0.099)	ND (<0.10)	ND (<0.10)	ND (<5.0)	ND (<5.0)	ND (<5.0)	ND (<5.0)
Benzo(a)pyrene	**ND**	ND (<5.1)	ND (<0.098)	ND (<0.096)	ND (<0.099)	ND (<0.10)	ND (<0.10)	ND (<5.0)	ND (<5.0)	ND (<5.0)	ND (<5.0)
Benzo(b)fluoranthene	**0.002**	ND (<5.1)	ND (<0.098)	ND (<0.096)	ND (<0.099)	**0.14**	ND (<0.10)	ND (<5.0)	ND (<5.0)	ND (<5.0)	ND (<5.0)
Benzo(g,h,i)perylene	**NA**	ND (<5.1)	ND (<0.098)	ND (<0.096)	ND (<0.099)	ND (<0.10)	ND (<0.10)	ND (<5.0)	ND (<5.0)	ND (<5.0)	ND (<5.0)
Benzo(k)fluoranthene	**0.002**	ND (<5.1)	ND (<0.098)	ND (<0.096)	ND (<0.099)	**0.13**	ND (<0.10)	ND (<5.0)	ND (<5.0)	ND (<5.0)	ND (<5.0)
Chrysene	**0.002**	ND (<5.1)	ND (<0.098)	ND (<0.096)	ND (<0.099)	ND (<0.10)	ND (<0.10)	ND (<5.0)	ND (<5.0)	ND (<5.0)	ND (<5.0)
Dibenzo(a,h)anthracene	**NA**	ND (<5.1)	ND (<0.098)	ND (<0.096)	ND (<0.099)	ND (<0.10)	ND (<0.10)	ND (<5.0)	ND (<5.0)	ND (<5.0)	ND (<5.0)
Fluoranthene	**50**	ND (<5.1)	ND (<0.098)	ND (<0.096)	ND (<0.099)	0.16	ND (<0.10)	ND (<5.0)	ND (<5.0)	ND (<5.0)	ND (<5.0)
Fluorene	**50**	ND (<5.1)	ND (<0.098)	ND (<0.096)	ND (<0.099)	ND (<0.10)	ND (<0.10)	ND (<5.0)	ND (<5.0)	ND (<5.0)	ND (<5.0)
Indeno(1,2,3-cd)pyrene	**0.002**	ND (<5.1)	ND (<0.098)	ND (<0.096)	ND (<0.099)	ND (<0.10)	ND (<0.10)	ND (<5.0)	ND (<5.0)	ND (<5.0)	ND (<5.0)
2-Methylnaphthalene	**50**	ND (<5.1)	ND (<0.098)	ND (<0.096)	ND (<0.099)	ND (<0.10)	ND (<0.10)	NA	NA	NA	NA
Naphthalene	**10**	ND (<5.1)	ND (<0.098)	ND (<0.096)	ND (<0.099)	ND (<0.10)	ND (<0.10)	ND (<5.0)	ND (<5.0)	ND (<5.0)	ND (<5.0)
Phenanthrene	**50**	ND (<5.1)	ND (<0.098)	ND (<0.096)	ND (<0.099)	ND (<0.10)	ND (<0.10)	ND (<5.0)	ND (<5.0)	ND (<5.0)	ND (<5.0)
Pyrene	**50**	ND (<5.1)	ND (<0.098)	ND (<0.096)	ND (<0.099)	0.13	ND (<0.10)	ND (<5.0)	ND (<5.0)	ND (<5.0)	ND (<5.0)

NYSDEC = New York State Department of Environmental Conservation
AWQS = Ambient Water Quality Standards
ND (<#) = Not Detected (# is laboratory reporting limit)
µg/L = Micrograms per Liter
Bolded = values indicate exceedance of the NYSDEC AWQS
NA = Not Analyzed For.
J = Estimated Value.

Table 5

Analytical Data Summary
MW-EPA-01R

Parameter	NYSDEC AWQS (µg/L)	July 2020	August 2020	October 2020	June 2021	October 2022	October 2024
Benzene	**1**	ND (<1.0)	ND (<1.0)	ND (<1.0)	ND (<0.50)	ND (<0.50)	ND (<1.0)
Toluene	**5**	ND (<1.0)	ND (<1.0)	ND (<1.0)	ND (<1.0)	ND (<1.0)	ND (<1.0)
Ethylbenzene	**5**	ND (<1.0)	ND (<1.0)	ND (<1.0)	ND (<1.0)	ND (<1.0)	ND (<1.0)
Xylene (total)	**5**	ND	ND	ND	ND (<1.0)	ND (<1.0)	ND (<2.0)
Acenaphthene	**20**	ND (<0.22)	0.36	0.092 J	0.092 J	ND (<0.097)	ND (<5.0)
Acenaphthylene	**NA**	ND (<0.22)	ND (<0.19)	ND (<0.22)	ND (<0.074)	ND (<0.097)	ND (<5.0)
Anthracene	**NA**	ND (<0.22)	ND (<0.19)	ND (<0.22)	ND (<0.074)	ND (<0.097)	ND (<5.0)
Benzo(a)anthracene	**0.002**	ND (<0.22)	ND (<0.19)	ND (<0.22)	ND (<0.037)	ND (<0.049)	ND (<5.0)
Benzo(a)pyrene	**ND**	ND (<0.22)	ND (<0.19)	ND (<0.22)	ND (<0.037)	ND (<0.049)	ND (<5.0)
Benzo(b)fluoranthene	**0.002**	ND (<0.22)	ND (<0.19)	ND (<0.22)	ND (<0.037)	ND (<0.049)	ND (<5.0)
Benzo(g,h,i)perylene	**NA**	ND (<0.22)	ND (<0.19)	ND (<0.22)	ND (<0.074)	ND (<0.097)	ND (<5.0)
Benzo(k)fluoranthene	**0.002**	ND (<0.22)	ND (<0.19)	ND (<0.22)	ND (<0.074)	ND (<0.097)	ND (<5.0)
Chrysene	**0.002**	ND (<0.22)	ND (<0.19)	ND (<0.22)	ND (<0.074)	ND (<0.097)	ND (<5.0)
Dibenzo(a,h)anthracene	**NA**	ND (<0.22)	ND (<0.19)	ND (<0.22)	ND (<0.074)	ND (<0.097)	ND (<5.0)
Fluoranthene	**50**	ND (<0.22)	ND (<0.19)	ND (<0.22)	ND (<0.074)	ND (<0.097)	ND (<5.0)
Fluorene	**50**	ND (<0.22)	ND (<0.19)	ND (<0.22)	ND (<0.074)	ND (<0.097)	ND (<5.0)
Indeno(1,2,3-cd)pyrene	**0.002**	ND (<0.22)	ND (<0.19)	ND (<0.22)	ND (<0.074)	ND (<0.097)	ND (<5.0)
2-Methylnaphthalene	**50**	ND (<0.22)	ND (<0.19)	ND (<0.22)	ND (<0.074)	ND (<0.097)	NA
Naphthalene	**10**	ND (<0.22)	ND (<0.19)	0.082 J	ND (<0.074)	ND (<0.097)	ND (<5.0)
Phenanthrene	**50**	ND (<0.22)	ND (<0.19)	ND (<0.22)	ND (<0.074)	ND (<0.097)	ND (<5.0)
Pyrene	**50**	ND (<0.22)	ND (<0.19)	ND (<0.22)	0.0546 J	ND (<0.097)	ND (<5.0)

NYSDEC = New York State Department of Environmental Conservation
AWQS = Ambient Water Quality Standards
ND (<#) = Not Detected (# is laboratory reporting limit)
µg/L = Micrograms per Liter
Bolded = values indicate exceedance of the NYSDEC AWQS
NA = Not Analyzed For.
J = Estimated Value.

Table 5

Analytical Data Summary
MW-EPA-03R

Parameter	NYSDEC AWQS (µg/L)	July 2020	August 2020	October 2020	June 2021	October 2022	October 2024
Benzene	**1**	ND (<5.0)	ND (<5.0)	ND (<1.0)	ND (<0.50)	ND (<0.50)	ND (<1.0)
Toluene	**5**	ND (<5.0)	ND (<5.0)	ND (<1.0)	ND (<1.0)	ND (<1.0)	ND (<1.0)
Ethylbenzene	**5**	ND (<5.0)	ND (<5.0)	ND (<1.0)	ND (<1.0)	ND (<1.0)	ND (<1.0)
Xylene (total)	**5**	ND	ND	ND	ND (<1.0)	ND (<1.0)	ND (<2.0)
Acenaphthene	**20**	0.089 J	0.16 J	0.075 J	0.812	0.94	ND (<5.0)
Acenaphthylene	**NA**	ND (<0.22)	0.064 J	ND (<0.22)	0.898	1.25	ND (<5.0)
Anthracene	**NA**	ND (<0.22)	ND (<0.19)	ND (<0.22)	ND (<0.073)	ND (<0.098)	ND (<5.0)
Benzo(a)anthracene	**0.002**	ND (<0.22)	ND (<0.19)	ND (<0.22)	ND (<0.036)	ND (<0.049)	ND (<5.0)
Benzo(a)pyrene	**ND**	ND (<0.22)	ND (<0.19)	ND (<0.22)	ND (<0.036)	ND (<0.049)	ND (<5.0)
Benzo(b)fluoranthene	**0.002**	ND (<0.22)	ND (<0.19)	ND (<0.22)	ND (<0.036)	ND (<0.049)	ND (<5.0)
Benzo(g,h,i)perylene	**NA**	ND (<0.22)	ND (<0.19)	ND (<0.22)	ND (<0.073)	ND (<0.098)	ND (<5.0)
Benzo(k)fluoranthene	**0.002**	ND (<0.22)	ND (<0.19)	ND (<0.22)	ND (<0.073)	ND (<0.098)	ND (<5.0)
Chrysene	**0.002**	ND (<0.22)	ND (<0.19)	ND (<0.22)	ND (<0.073)	ND (<0.098)	ND (<5.0)
Dibenzo(a,h)anthracene	**NA**	ND (<0.22)	ND (<0.19)	ND (<0.22)	ND (<0.073)	ND (<0.098)	ND (<5.0)
Fluoranthene	**50**	ND (<0.22)	ND (<0.19)	ND (<0.22)	ND (<0.073)	ND (<0.098)	ND (<5.0)
Fluorene	**50**	ND (<0.22)	ND (<0.19)	ND (<0.22)	0.0547 J	0.0778 J	ND (<5.0)
Indeno(1,2,3-cd)pyrene	**0.002**	ND (<0.22)	ND (<0.19)	ND (<0.22)	ND (<0.073)	ND (<0.098)	ND (<5.0)
2-Methylnaphthalene	**50**	0.065 J	0.073 J	ND (<0.22)	ND (<0.073)	ND (<0.098)	NA
Naphthalene	**10**	ND (<0.22)	ND (<0.19)	0.46	0.118	0.146	ND (<5.0)
Phenanthrene	**50**	ND (<0.22)	ND (<0.19)	ND (<0.22)	ND (<0.073)	ND (<0.049)	ND (<5.0)
Pyrene	**50**	ND (<0.22)	ND (<0.19)	ND (<0.22)	ND (<0.073)	ND (<0.098)	ND (<5.0)

NYSDEC = New York State Department of Environmental Conservation
AWQS = Ambient Water Quality Standards
ND (<#) = Not Detected (# is laboratory reporting limit)
µg/L = Micrograms per Liter
Bolded = values indicate exceedance of the NYSDEC AWQS
NA = Not Analyzed For.
J = Estimated Value.

Table 5

Analytical Data Summary
Old Red Spring Sampling Location

Parameter	NYSDEC AWQS (µg/L)	All Sampling Quarters in 2010-2018	October 2019	All Sampling Quarters in 2020	All Sampling Quarters in 2021	All Sampling Quarters in 2022	All Sampling Quarters in 2023	January 2024	April 2024	July 2024	October 2024
Benzene	**1**	ND (<1.0)	ND (<1.0)	ND (<1.0)	ND (<1.0)	ND (<1.0)	ND (<1.0)	ND (<1.0)	ND (<1.0)	ND (<1.0)	ND (<1.0)
Toluene	**5**	ND (<1.0)	ND (<1.0)	ND (<1.0)	ND (<1.0)	ND (<1.0)	ND (<1.0)	ND (<1.0)	ND (<1.0)	ND (<1.0)	ND (<1.0)
Ethylbenzene	**5**	ND (<2.0)	ND (<1.0)	ND (<1.0)	ND (<1.0)	ND (<1.0)	ND (<1.0)	ND (<1.0)	ND (<1.0)	ND (<1.0)	ND (<1.0)
Xylene (total)	**5**	ND (<4.7)	ND (<3.0)	ND (<3.0)	ND (<3.0)	ND (<3.0)	ND (<3.0)	ND (<2.0)	ND (<2.0)	ND (<2.0)	ND (<2.0)
Acenaphthene	**20**	ND (<4.7)	ND (<0.097)	ND (<0.11)	ND (<0.10)	ND (<0.11)	ND (<0.10)	ND (<5.0)	ND (<5.0)	ND (<5.0)	ND (<5.0)
Acenaphthylene	**NA**	ND (<4.7)	ND (<0.097)	ND (<0.11)	ND (<0.10)	ND (<0.11)	ND (<0.10)	ND (<5.0)	ND (<5.0)	ND (<5.0)	ND (<5.0)
Anthracene	**NA**	ND (<4.7)	ND (<0.097)	ND (<0.11)	ND (<0.10)	ND (<0.11)	ND (<0.10)	ND (<5.0)	ND (<5.0)	ND (<5.0)	ND (<5.0)
Benzo(a)anthracene	**0.002**	ND (<4.7)	ND (<0.097)	ND (<0.11)	ND (<0.10)	ND (<0.11)	ND (<0.10)	ND (<5.0)	ND (<5.0)	ND (<5.0)	ND (<5.0)
Benzo(a)pyrene	**ND**	ND (<4.7)	ND (<0.097)	ND (<0.11)	ND (<0.10)	ND (<0.11)	ND (<0.10)	ND (<5.0)	ND (<5.0)	ND (<5.0)	ND (<5.0)
Benzo(b)fluoranthene	**0.002**	ND (<4.7)	ND (<0.097)	ND (<0.11)	ND (<0.10)	ND (<0.11)	ND (<0.10)	ND (<5.0)	ND (<5.0)	ND (<5.0)	ND (<5.0)
Benzo(g,h,i)perylene	**NA**	ND (<4.7)	ND (<0.097)	ND (<0.11)	ND (<0.10)	ND (<0.11)	ND (<0.10)	ND (<5.0)	ND (<5.0)	ND (<5.0)	ND (<5.0)
Benzo(k)fluoranthene	**0.002**	ND (<4.7)	ND (<0.097)	ND (<0.11)	ND (<0.10)	ND (<0.11)	ND (<0.10)	ND (<5.0)	ND (<5.0)	ND (<5.0)	ND (<5.0)
Chrysene	**0.002**	ND (<4.7)	ND (<0.097)	ND (<0.11)	ND (<0.10)	ND (<0.11)	ND (<0.10)	ND (<5.0)	ND (<5.0)	ND (<5.0)	ND (<5.0)
Dibenzo(a,h)anthracene	**NA**	ND (<4.7)	ND (<0.097)	ND (<0.11)	ND (<0.10)	ND (<0.11)	ND (<0.10)	ND (<5.0)	ND (<5.0)	ND (<5.0)	ND (<5.0)
Fluoranthene	**50**	ND (<4.7)	ND (<0.097)	ND (<0.11)	ND (<0.10)	ND (<0.11)	ND (<0.10)	ND (<5.0)	ND (<5.0)	ND (<5.0)	ND (<5.0)
Fluorene	**50**	ND (<4.7)	ND (<0.097)	ND (<0.11)	ND (<0.10)	ND (<0.11)	ND (<0.10)	ND (<5.0)	ND (<5.0)	ND (<5.0)	ND (<5.0)
Indeno(1,2,3-cd)pyrene	**0.002**	ND (<4.7)	ND (<0.097)	ND (<0.11)	ND (<0.10)	ND (<0.11)	ND (<0.10)	ND (<5.0)	ND (<5.0)	ND (<5.0)	ND (<5.0)
2-Methylnaphthalene	**50**	ND (<4.7)	ND (<0.097)	ND (<0.11)	ND (<0.10)	ND (<0.11)	ND (<0.10)	NA	NA	NA	NA
Naphthalene	**10**	ND (<4.7)	ND (<0.097)	ND (<0.11)	ND (<0.10)	ND (<0.11)	ND (<0.10)	ND (<5.0)	ND (<5.0)	ND (<5.0)	ND (<5.0)
Phenanthrene	**50**	ND (<4.7)	ND (<0.097)	ND (<0.11)	ND (<0.10)	ND (<0.11)	ND (<0.10)	ND (<5.0)	ND (<5.0)	ND (<5.0)	ND (<5.0)
Pyrene	**50**	ND (<4.7)	ND (<0.097)	ND (<0.11)	ND (<0.10)	ND (<0.11)	ND (<0.10)	ND (<5.0)	ND (<5.0)	ND (<5.0)	ND (<5.0)

NYSDEC = New York State Department of Environmental Conservation
AWQS = Ambient Water Quality Standards
ND (<#) = Not Detected (# is laboratory reporting limit)
µg/L = Micrograms per Liter
Bolded = values indicate exceedance of the NYSDEC AWQS
NA = Not Analyzed For.
J = Estimated Value.

Table 5

Analytical Data Summary
Manhole-1

Parameter	NYSDEC AWQS (µg/L)	All Sampling Quarters in 2010-2019	January 2020	June 2020	July 2020	October 2020	January 2021	April 2021	July 2021	October 2021	January 2022	April 2022	July 2022	October 2022	January 2023	April 2023	July 2023	October 2023	January 2024	April 2024	July 2024	October 2024
Benzene	**1**	ND (<1.0)	ND (<1.0)	**3.5**	**1.4**	ND (<1.0)	**12.3**	**16.7**	**2.2**	ND (<1.0)	**2.1**	**1.7**	**7.3**	**4.7**	**4.9**	**18.7**	**5.4**	ND (<1.0)	**6.1**	**9.4**	**3.5**	ND (<1.0)
Toluene	**5**	ND (<1.0)	ND (<1.0)	ND (<1.0)	ND (<1.0)	ND (<1.0)	ND (<1.0)	ND (<1.0)	ND (<1.0)	ND (<1.0)	ND (<1.0)	ND (<1.0)	ND (<1.0)	ND (<1.0)	ND (<1.0)	ND (<1.0)	ND (<1.0)	ND (<1.0)	ND (<1.0)	ND (<1.0)	ND (<1.0)	ND (<1.0)
Ethylbenzene	**5**	ND (<2.0)	ND (<1.0)	1.5	ND (<1.0)	ND (<1.0)	3.9	6.3	ND (<1.0)	ND (<1.0)	ND (<1.0)	ND (<1.0)	3.1	1.5	2.5	**5.6**	**2.4**	ND (<1.0)	3.3	3.8	2.1	ND (<1.0)
Xylene (total)	**5**	ND (<4.7)	ND (<3.0)	ND (<3.0)	ND (<3.0)	ND (<3.0)	ND (<3.0)	ND (<3.0)	ND (<3.0)	ND (<3.0)	ND (<3.0)	ND (<3.0)	ND (<3.0)	ND (<3.0)	ND (<3.0)	ND (<3.0)	ND (<1.0)	ND (<3.0)	ND (<2.0)	ND (<2.0)	ND (<2.0)	ND (<2.0)
Acenaphthene	**20**	ND (<4.8)	ND (<0.098)	ND (<0.11)	0.14	1.9	11.8	11.6	11.8	8.1	6.1	1.1	1.1	11.3	ND (<0.083)	7.7	6.3	ND (<0.0525)	18	7.7	15	9.2
Acenaphthylene	**NA**	ND (<4.8)	ND (<0.098)	ND (<0.11)	0.11	0.23	1.1	1.1	1.3	0.72	0.47	ND (<0.096)	0.13	1.2	ND (<0.083)	0.71	0.52	ND (<0.0525)	1.7 J	0.69 J	1.4 J	0.73 J
Anthracene	**NA**	ND (<4.8)	ND (<0.098)	ND (<0.11)	ND (<0.095)	ND (<0.097)	0.36	0.34	0.45	0.12	ND (<0.099)	ND (<0.096)	ND (<0.098)	0.31	ND (<0.083)	0.23	ND (<0.18)	ND (<0.0525)	0.31 J	0.31 J	0.32 J	ND (<5.0)
Benzo(a)anthracene	**0.002**	ND (<4.8)	ND (<0.098)	ND (<0.11)	ND (<0.095)	ND (<0.097)	**0.17**	ND (<0.11)	ND (<0.099)	ND (<0.098)	**0.13**	ND (<0.096)	**0.12**	ND (<0.11)	ND (<0.083)	ND (<0.10)	ND (<0.045)	ND (<0.0525)	ND (<5.0)	ND (<5.0)	ND (<5.0)	ND (<5.0)
Benzo(a)pyrene	**ND**	ND (<4.8)	ND (<0.098)	ND (<0.11)	ND (<0.095)	ND (<0.097)	**0.15**	ND (<0.11)	ND (<0.099)	ND (<0.098)	**0.16**	ND (<0.096)	ND (<0.098)	ND (<0.11)	ND (<0.083)	ND (<0.10)	ND (<0.090)	ND (<0.0525)	ND (<5.0)	ND (<5.0)	ND (<5.0)	ND (<5.0)
Benzo(b)fluoranthene	**0.002**	ND (<4.8)	ND (<0.098)	ND (<0.11)	ND (<0.095)	ND (<0.097)	**0.22**	ND (<0.11)	ND (<0.099)	ND (<0.098)	**0.38**	**0.12**	**0.18**	ND (<0.11)	ND (<0.083)	**0.12**	ND (<0.045)	ND (<0.0525)	ND (<5.0)	ND (<5.0)	ND (<5.0)	ND (<5.0)
Benzo(g,h,i)perylene	**NA**	ND (<4.8)	ND (<0.098)	ND (<0.11)	ND (<0.095)	ND (<0.097)	ND (<0.10)	ND (<0.11)	ND (<0.099)	ND (<0.098)	0.15	ND (<0.096)	ND (<0.098)	ND (<0.11)	ND (<0.083)	ND (<0.10)	ND (<0.45)	ND (<0.0525)	ND (<5.0)	ND (<5.0)	ND (<5.0)	ND (<5.0)
Benzo(k)fluoranthene	**0.002**	ND (<4.8)	ND (<0.098)	ND (<0.11)	ND (<0.095)	ND (<0.097)	**0.19**	ND (<0.11)	ND (<0.099)	ND (<0.098)	**0.39**	**0.11**	**0.16**	ND (<0.11)	ND (<0.083)	**0.11**	ND (<0.18)	ND (<0.263)	ND (<5.0)	ND (<5.0)	ND (<5.0)	ND (<5.0)
Chrysene	**0.002**	ND (<4.8)	ND (<0.098)	ND (<0.11)	ND (<0.095)	ND (<0.097)	**0.15**	ND (<0.11)	ND (<0.099)	ND (<0.098)	**0.26**	**0.10**	**0.13**	ND (<0.11)	ND (<0.083)	ND (<0.10)	ND (<0.18)	ND (<0.0525)	ND (<5.0)	ND (<5.0)	ND (<5.0)	ND (<5.0)
Dibenzo(a,h)anthracene	**NA**	ND (<4.8)	ND (<0.098)	ND (<0.11)	ND (<0.095)	ND (<0.097)	ND (<0.10)	ND (<0.11)	ND (<0.099)	ND (<0.098)	ND (<0.099)	ND (<0.096)	ND (<0.098)	ND (<0.11)	ND (<0.083)	ND (<0.10)	ND (<0.090)	ND (<0.0525)	ND (<5.0)	ND (<5.0)	ND (<5.0)	ND (<5.0)
Fluoranthene	**50**	ND (<4.8)	ND (<0.098)	0.17	0.35	0.38	1.2	0.72	1.4	0.91	1.4	0.45	1.1	1.2	ND (<0.083)	0.95	0.92	0.0535	1.1 J	0.62 J	1.7 J	1.4 J
Fluorene	**50**	ND (<4.8)	ND (<0.098)	ND (<0.11)	ND (<0.095)	0.16	2.5	2.3	2.7	0.84	0.18	ND (<0.096)	0.11	1.6	ND (<0.083)	1.3	ND (<0.90)	ND (<0.0525)	3.8 J	1.7 J	3.0 J	0.66 J
Indeno(1,2,3-cd)pyrene	**0.002**	ND (<4.8)	ND (<0.098)	ND (<0.11)	ND (<0.11)	ND (<0.097)	ND (<0.10)	ND (<0.11)	ND (<0.099)	ND (<0.098)	**0.14**	ND (<0.096)	ND (<0.098)	ND (<0.11)	ND (<0.083)	ND (<0.10)	ND (<0.090)	ND (<0.0525)	ND (<5.0)	ND (<5.0)	ND (<5.0)	ND (<5.0)
2-Methylnaphthalene	**50**	ND (<4.8)	ND (<0.098)	ND (<0.11)	ND (<0.11)	ND (<0.097)	ND (<0.10)	ND (<0.11)	ND (<0.099)	ND (<0.098)	ND (<0.099)	ND (<0.096)	ND (<0.098)	ND (<0.11)	ND (<0.083)	ND (<0.10)	ND (<0.90)	ND (<0.525)	NA	NA	NA	NA
Naphthalene	**10**	ND (<4.8)	ND (<0.098)	ND (<0.11)	ND (<0.11)	ND (<0.097)	3.4	5.8	0.54	ND (<0.098)	ND (<0.099)	ND (<0.096)	ND (<0.098)	0.31	ND (<0.083)	0.40	ND (<0.90)	ND (<0.525)	**16**	6.4	2.1 J	ND (<5.0)
Phenanthrene	**50**	ND (<4.8)	ND (<0.098)	ND (<0.11)	ND (<0.11)	ND (<0.097)	1.0	1.4	1.6	ND (<0.098)	0.26	0.13	ND (<0.098)	0.52	ND (<0.083)	0.16	0.33	ND (<0.0525)	2.4 J	1.1 J	1.9 J	ND (<5.0)
Pyrene	**50**	ND (<4.8)	ND (<0.098)	0.25	0.49	0.4	1.4	0.97	1.7	1.1	1.4	0.44	1.1	1.7	ND (<0.083)	1.1	ND (<0.90)	ND (<0.0525)	1.5 J	0.87 J	2.0 J	1.9 J

NYSDEC = New York State Department of Environmental Conservation
AWQS = Ambient Water Quality Standards
ND (<#) = Not Detected (# is laboratory reporting limit)
µg/L = Micrograms per Liter
Bolded = values indicate exceedance of the NYSDEC AWQS
NA = Not Analyzed For.

Appendix A – Monthly Water Treatment System and Site Inspection Forms

Monthly System Operation Record
Excelsior Avenue, Former MGP Site
Saratoga Springs, New York

Date: 12/4/2024 Time: 1130

Technician: KL Weather: Cloudy 29

Building Security					
Main Gate Secure		Side Gate Secure		Building Secure	
YES	NO	YES	NO	YES	NO

System Operating		
Continuous Mode		Hours Per Day
YES	NO	4

System Discharge Meter		Saratoga Springs Meter	
Totalizer-Month	Gallons per minute	Cubic Feet	Gallons
3558.00	16.90	498456.09	3,728,452

Pumps

WELL ID.	DTW	DTP	DTB	Flow Rate	Vault Locked		Check Piping for Leaks		Check Control Panel		Pump Pulled and Cleaned		Due	Comments
PW-1	N/A	N/A	19.80	N/A gpm	YES	NO	YES	NO	YES	NO	YES	NO	Annual-June	
PW-2	N/A	N/A	19.00	N/A gpm	YES	NO	YES	NO	YES	NO	YES	NO		
PW-3	N/A	N/A	18.00	N/A gpm	YES	NO	YES	NO	YES	NO	YES	NO		
PW-4	N/A	N/A	15.70	N/A gpm	YES	NO	YES	NO	YES	NO	YES	NO		
PW-5	N/A	N/A	21.50	N/A gpm	YES	NO	YES	NO	YES	NO	YES	NO		

Pumps are removed from well, visual inspection and cleaned annually.

O/W Separator (OWS-100)

Visual Check for Leaks		Inspect and Clean Probes		Probes Work Correctly		Adjust Collection Weir		Change Top Sorbant Pad		Drain and Clean	
YES	NO	YES	NO	YES	NO	YES	NO	YES	NO	YES	NO
						As Needed.		*As Needed.*		*Annual-June*	

Holding Tank (HT-200)

Visual Check for Leaks		Inspect and Clean Probes		Probes Work Correctly	
YES	NO	YES	NO	YES	NO

Tank capacity is 380 gallons.

Transfer Pump TP-200

Check for Leaks		Check Motor	
YES	NO	YES	NO

Annual-December

Bag Filters

Bag Filter	Pressure (psi)		Check Filter		Change Filter		Add Sorbant Pads to Filter		Any DNAPL in the Bottom of the Filter		Check Pressure Switch		Spare Bag Filters
	In	Out											
BF-300	53.2	51.5	YES	NO	YES	NO	YES	NO	YES	NO	YES	NO	20
BF-301	n/a	n/a	YES	NO	YES	NO	YES	NO	YES	NO			

Metering Pumps

Metering Pumps	Speed	Stroke	Check Tubing		Clean Pump Head Assy.		Clean Check Valve	
MP-600	25	40	YES	NO	YES	NO	YES	NO
MP-601	25	40	YES	NO	YES	NO	YES	NO

Every 6 months June & December

Sequestering/Biocide Drums

Check for Leaks		Level In drum	Spare Drums on Site	
YES	NO	6.6 inches	Redux 340	1
YES	NO	5.2 inches	Redux 620	1

Carbon Vessels

Carbon Vessels	Pressure (psi)		Check Vessel for Leaks		Check Hoses for Leaks	
LGAC-300	PG-300	37.7	YES	NO	YES	NO
LGAC-301	PG-301	30.6	YES	NO	YES	NO
LGAC-302	PG-302	27.7	YES	NO	YES	NO

Blower B-500

Operating Odor Control		Check for Leaks		Check Motor	
YES	NO	YES	NO	YES	NO

Annual-December

Odor Control Drum

Check for Leaks		Influent	Effluent
YES	NO	*N/A* ppm	*N/A* ppm

Monthly System Operation Record
Excelsior Avenue, Former MGP Site
Saratoga Springs, New York

Date: 12/4/2024 Technician: KL

DNAPL Recovery and Storage Tank (HT-500)-Not Used					
Visual Check for leaks		Inspect and Clean Probes	Probes Work Correctly	Total Product in Tank	Cumulative Total
YES	NO	N/A	N/A	0 inches	0 gallons

Heaters and Air Ventilation					
Heat On		Heat Set At	Power Vent Roof Exhaust		Auto Set At?
YES	NO	65	YES	NO	80 ˚F

OWS DNAPL Recovery					
Amount of DNAPL drained from OWS placed in a 55 gallon drum		Cumulative Total for 2024		Cumulative Total	
0.25	Gallons	3	Gallons	287.75	Gallons

Floor Sump					
Inspect and Clean Probe		Probe Works Correctly		Does Sump Need Cleaning	
YES	NO	YES	NO	YES	NO

Health and Safety									
HASP Onsite		First Aid kit Onsite		Eye Wash Working		Onsite Fire Extinguishers		Emergency Lighting Ok	
YES	NO	YES	NO	YES	NO	YES	NO	YES	NO

Drums Stored Inside the Building		
Drum Identification	Drum Contents	Accumulation Start Date
Drum #40	DNAPL	1/4/2024
Drum #41	PPE/Pads/Booms	1/4/2024

Comments:

System is running for 4 hours per day.

Pumped 2 gallons from PW-5

Monthly System Operation Record
Excelsior Avenue, Former MGP Site
Saratoga Springs, New York

Date: 12/4/2024 Technician: KL:

Storm Sewer System			
Item	Checked		Comments
Manhole - 1	YES	NO	
Catch Basin - 2	YES	NO	
Catch Basin - 3	YES	NO	
Catch Basin - 4	YES	NO	
Catch Basin - 5	YES	NO	
Catch Basin - 5A	YES	NO	
Catch Basin - 6	YES	NO	
Catch Basin - 7	YES	NO	
Catch Basin - 8	YES	NO	
Catch Basin - 9	YES	NO	
Catch Basin - 11	YES	NO	
Catch Basin - 12	YES	NO	
Catch Basin - 13	YES	NO	
Catch Basin - 13A	YES	NO	
Catch Basin - 14	YES	NO	
Catch Basin - 15	YES	NO	

Asphalt Cap			
Item	Checked		Comments
Former MGP Site	YES	NO	
Former Spa Steel Site	YES	NO	

Old Red Spring			
Item	Checked		Comments
Fountain	YES	NO	

Security Fence			
Item	Checked		Comments
Former MGP Site	YES	NO	

Vegetation			
Item	Checked		Comments
Former MGP Site	YES	NO	
Former Skating Rink	YES	NO	

NG Gas Operations has an on-site office trailer.

NG Warehousing stores transformers on-site in a fenced in area.

Monthly System Operation Record
Excelsior Avenue, Former MGP Site
Saratoga Springs, New York

Date: 11/6/2024 Time: 1200

Technician: KL Weather: cloudy 68

Building Security					
Main Gate Secure		Side Gate Secure		Building Secure	
YES	NO	YES	NO	YES	NO

System Operating		
Continuous Mode		Hours Per Day
YES	NO	4

System Discharge Meter		Saratoga Springs Meter	
Totalizer-Month	Gallons per minute	Cubic Feet	Gallons
3104.75	16.90	496568.74	3,714,334

Pumps

WELL ID.	DTW	DTP	DTB	Flow Rate	Vault Locked		Check Piping for Leaks		Check Control Panel		Pump Pulled and Cleaned		Due	Comments
PW-1	N/A	N/A	19.80	N/A gpm	YES	NO	YES	NO	YES	NO	YES	NO	Annual-June	
PW-2	N/A	N/A	19.00	N/A gpm	YES	NO	YES	NO	YES	NO	YES	NO		
PW-3	N/A	N/A	18.00	N/A gpm	YES	NO	YES	NO	YES	NO	YES	NO		
PW-4	N/A	N/A	15.70	N/A gpm	YES	NO	YES	NO	YES	NO	YES	NO		
PW-5	N/A	N/A	21.50	N/A gpm	YES	NO	YES	NO	YES	NO	YES	NO		

Pumps are removed from well, visual inspection and cleaned annually.

O/W Separator (OWS-100)

Visual Check for Leaks		Inspect and Clean Probes		Probes Work Correctly		Adjust Collection Weir		Change Top Sorbant Pad		Drain and Clean	
YES	NO	YES	NO	YES	NO	YES	NO	YES	NO	YES	NO
						As Needed.		*As Needed.*		*Annual-June*	

Holding Tank (HT-200)

Visual Check for Leaks		Inspect and Clean Probes		Probes Work Correctly	
YES	NO	YES	NO	YES	NO

Tank capacity is 380 gallons.

Transfer Pump TP-200

Check for Leaks		Check Motor	
YES	NO	YES	NO

Annual-December

Bag Filters

Bag Filter	Pressure (psi)		Check Filter		Change Filter		Add Sorbant Pads to Filter		Any DNAPL in the Bottom of the Filter		Check Pressure Switch		Spare Bag Filters
	In	Out											
BF-300	49.5	46.3	YES	NO	YES	NO	YES	NO	YES	NO	YES	NO	22
BF-301	n/a	n/a	YES	NO	YES	NO	YES	NO	YES	NO			

Metering Pumps

Metering Pumps	Speed	Stroke	Check Tubing		Clean Pump Head Assy.		Clean Check Valve	
MP-600	25	40	YES	NO	YES	NO	YES	NO
MP-601	25	40	YES	NO	YES	NO	YES	NO

Every 6 months June & December

Sequestering/Biocide Drums

Check for Leaks		Level In drum	Spare Drums on Site	
YES	NO	8.1 inches	Redux 340	1
YES	NO	6.9 inches	Redux 620	1

Carbon Vessels

Carbon Vessels	Pressure (psi)		Check Vessel for Leaks		Check Hoses for Leaks	
LGAC-300	PG-300	34.2	YES	NO	YES	NO
LGAC-301	PG-301	n/a	YES	NO	YES	NO
LGAC-302	PG-302	27.7	YES	NO	YES	NO

Blower B-500

Operating Odor Control		Check for Leaks		Check Motor	
YES	NO	YES	NO	YES	NO

Annual-December

Odor Control Drum

Check for Leaks		Influent	Effluent
YES	NO	*N/A* ppm	*N/A* ppm

Monthly System Operation Record
Excelsior Avenue, Former MGP Site
Saratoga Springs, New York

Date: 11/6/2024 Technician: KL

DNAPL Recovery and Storage Tank (HT-500)-Not Used					
Visual Check for leaks		Inspect and Clean Probes	Probes Work Correctly	Total Product in Tank	Cumulative Total
YES	NO	N/A	N/A	0 inches	0 gallons

Heaters and Air Ventilation					
Heat On		Heat Set At	Power Vent Roof Exhaust		Auto Set At?
YES	NO	65	YES	NO	80 ˚F

OWS DNAPL Recovery					
Amount of DNAPL drained from OWS placed in a 55 gallon drum		Cumulative Total for 2024		Cumulative Total	
0.25	Gallons	2.75	Gallons	287.50	Gallons

Floor Sump					
Inspect and Clean Probe		Probe Works Correctly		Does Sump Need Cleaning	
YES	NO	YES	NO	YES	NO

Health and Safety									
HASP Onsite		First Aid kit Onsite		Eye Wash Working		Onsite Fire Extinguishers		Emergency Lighting Ok	
YES	NO	YES	NO	YES	NO	YES	NO	YES	NO

Drums Stored Inside the Building		
Drum Identification	Drum Contents	Accumulation Start Date
Drum #40	DNAPL	1/4/2024
Drum #41	PPE/Pads/Booms	1/4/2024

Comments:

System is running for 4 hours per day.

Pumped 2 gallons from PW-5

Monthly System Operation Record
Excelsior Avenue, Former MGP Site
Saratoga Springs, New York

Date: 11/6/2024 Technician: KL:

Storm Sewer System			
Item	Checked		Comments
Manhole - 1	YES	NO	
Catch Basin - 2	YES	NO	
Catch Basin - 3	YES	NO	
Catch Basin - 4	YES	NO	
Catch Basin - 5	YES	NO	
Catch Basin - 5A	YES	NO	
Catch Basin - 6	YES	NO	
Catch Basin - 7	YES	NO	
Catch Basin - 8	YES	NO	
Catch Basin - 9	YES	NO	
Catch Basin - 11	YES	NO	
Catch Basin - 12	YES	NO	
Catch Basin - 13	YES	NO	
Catch Basin - 13A	YES	NO	
Catch Basin - 14	YES	NO	
Catch Basin - 15	YES	NO	

Asphalt Cap			
Item	Checked		Comments
Former MGP Site	YES	NO	
Former Spa Steel Site	YES	NO	

Old Red Spring			
Item	Checked		Comments
Fountain	YES	NO	

Security Fence			
Item	Checked		Comments
Former MGP Site	YES	NO	

Vegetation			
Item	Checked		Comments
Former MGP Site	YES	NO	
Former Skating Rink	YES	NO	

NG Gas Operations has an on-site office trailer.

NG Warehousing stores transformers on-site in a fenced in area.

Monthly System Operation Record
Excelsior Avenue, Former MGP Site
Saratoga Springs, New York

Date: 10/2/2024 Time: 1100

Technician: KL Weather: sunny 64

Building Security					
Main Gate Secure		Side Gate Secure		Building Secure	
YES	NO	YES	NO	YES	NO

System Operating		
Continuous Mode		Hours Per Day
YES	NO	4

System Discharge Meter		Saratoga Springs Meter	
Totalizer-Month	Gallons per minute	Cubic Feet	Gallons
4896.50	17.20	493956.65	3,694,796

Pumps

WELL ID.	DTW	DTP	DTB	Flow Rate	Vault Locked		Check Piping for Leaks		Check Control Panel		Pump Pulled and Cleaned		Due	Comments
PW-1	N/A	N/A	19.80	N/A gpm	YES	NO	YES	NO	YES	NO	YES	NO	*Annual-June*	
PW-2	N/A	N/A	19.00	N/A gpm	YES	NO	YES	NO	YES	NO	YES	NO		
PW-3	N/A	N/A	18.00	N/A gpm	YES	NO	YES	NO	YES	NO	YES	NO		
PW-4	N/A	N/A	15.70	N/A gpm	YES	NO	YES	NO	YES	NO	YES	NO		
PW-5	N/A	N/A	21.50	N/A gpm	YES	NO	YES	NO	YES	NO	YES	NO		

Pumps are removed from well, visual inspection and cleaned annually.

O/W Separator (OWS-100)

Visual Check for Leaks		Inspect and Clean Probes		Probes Work Correctly		Adjust Collection Weir		Change Top Sorbant Pad		Drain and Clean	
YES	NO	YES	NO	YES	NO	YES	NO	YES	NO	YES	NO
						As Needed.		*As Needed.*		*Annual-June*	

Holding Tank (HT-200)

Visual Check for Leaks		Inspect and Clean Probes		Probes Work Correctly	
YES	NO	YES	NO	YES	NO

Tank capacity is 380 gallons.

Transfer Pump TP-200

Check for Leaks		Check Motor	
YES	NO	YES	NO

Annual-December

Bag Filters

Bag Filter	Pressure (psi)		Check Filter		Change Filter		Add Sorbant Pads to Filter		Any DNAPL in the Bottom of the Filter		Check Pressure Switch		Spare Bag Filters
	In	Out											
BF-300	45.2	44.2	YES	NO	YES	NO	YES	NO	YES	NO	YES	NO	24
BF-301	n/a	n/a	YES	NO	YES	NO	YES	NO	YES	NO			

Metering Pumps

Metering Pumps	Speed	Stroke	Check Tubing		Clean Pump Head Assy.		Clean Check Valve	
MP-600	25	40	YES	NO	YES	NO	YES	NO
MP-601	25	40	YES	NO	YES	NO	YES	NO

Every 6 months June & December

Sequestering/Biocide Drums

Check for Leaks		Level In drum	Spare Drums on Site	
YES	NO	10.1 inches	Redux 340	1
YES	NO	9.1 inches	Redux 620	1

Carbon Vessels

Carbon Vessels	Pressure (psi)		Check Vessel for Leaks		Check Hoses for Leaks	
LGAC-300	PG-300	32.9	YES	NO	YES	NO
LGAC-301	PG-301	n/a	YES	NO	YES	NO
LGAC-302	PG-302	26.5	YES	NO	YES	NO

Blower B-500

Operating Odor Control		Check for Leaks		Check Motor	
YES	NO	YES	NO	YES	NO

Annual-December

Odor Control Drum

Check for Leaks		Influent	Effluent
YES	NO	*N/A* ppm	*N/A* ppm

Monthly System Operation Record
Excelsior Avenue, Former MGP Site
Saratoga Springs, New York

Date: 10/2/2024 Technician: KL

DNAPL Recovery and Storage Tank (HT-500)-Not Used					
Visual Check for leaks		Inspect and Clean Probes	Probes Work Correctly	Total Product in Tank	Cumulative Total
YES	NO	N/A	N/A	0 inches	0 gallons

Heaters and Air Ventilation					
Heat On		Heat Set At	Power Vent Roof Exhaust		Auto Set At?
YES	NO	65	YES	NO	80 ˚F

OWS DNAPL Recovery					
Amount of DNAPL drained from OWS placed in a 55 gallon drum		Cumulative Total for 2024		Cumulative Total	
0.25	Gallons	2.5	Gallons	287.25	Gallons

Floor Sump					
Inspect and Clean Probe		Probe Works Correctly		Does Sump Need Cleaning	
YES	NO	YES	NO	YES	NO

Health and Safety									
HASP Onsite		First Aid kit Onsite		Eye Wash Working		Onsite Fire Extinguishers		Emergency Lighting Ok	
YES	NO	YES	NO	YES	NO	YES	NO	YES	NO

Drums Stored Inside the Building		
Drum Identification	Drum Contents	Accumulation Start Date
Drum #40	DNAPL	1/4/2024
Drum #41	PPE/Pads/Booms	1/4/2024

Comments:

System is running for 4 hours per day.

Pumped 2 gallons from PW-5

Monthly System Operation Record
Excelsior Avenue, Former MGP Site
Saratoga Springs, New York

Date: 10/2/2024 Technician: KL:

Storm Sewer System			
Item	Checked		Comments
Manhole - 1	YES	NO	
Catch Basin - 2	YES	NO	
Catch Basin - 3	YES	NO	
Catch Basin - 4	YES	NO	
Catch Basin - 5	YES	NO	
Catch Basin - 5A	YES	NO	
Catch Basin - 6	YES	NO	
Catch Basin - 7	YES	NO	
Catch Basin - 8	YES	NO	
Catch Basin - 9	YES	NO	
Catch Basin - 11	YES	NO	
Catch Basin - 12	YES	NO	
Catch Basin - 13	YES	NO	
Catch Basin - 13A	YES	NO	
Catch Basin - 14	YES	NO	
Catch Basin - 15	YES	NO	

Asphalt Cap			
Item	Checked		Comments
Former MGP Site	YES	NO	
Former Spa Steel Site	YES	NO	

Old Red Spring			
Item	Checked		Comments
Fountain	YES	NO	

Security Fence			
Item	Checked		Comments
Former MGP Site	YES	NO	

Vegetation			
Item	Checked		Comments
Former MGP Site	YES	NO	
Former Skating Rink	YES	NO	

NG Gas Operations has an on-site office trailer.

NG Warehousing stores transformers on-site in a fenced in area.

Monthly System Operation Record
Excelsior Avenue, Former MGP Site
Saratoga Springs, New York

Date: 9/5/2024 Time: 900

Technician: KL Weather: sunny 66

Building Security					
Main Gate Secure		Side Gate Secure		Building Secure	
YES	NO	YES	NO	YES	NO

System Operating		
Continuous Mode		Hours Per Day
YES	NO	4

System Discharge Meter		***Saratoga Springs Meter***	
Totalizer-Month	Gallons per minute	Cubic Feet	Gallons
4896.50	17.20	491772.98	3,678,462

Pumps															
WELL ID.	DTW	DTP	DTB	Flow Rate	Vault Locked		Check Piping for Leaks		Check Control Panel		Pump Pulled and Cleaned		Due	Comments
PW-1	N/A	N/A	19.80	N/A gpm	YES	NO	YES	NO	YES	NO	YES	NO	*Annual-June*	
PW-2	N/A	N/A	19.00	N/A gpm	YES	NO	YES	NO	YES	NO	YES	NO		
PW-3	N/A	N/A	18.00	N/A gpm	YES	NO	YES	NO	YES	NO	YES	NO		
PW-4	N/A	N/A	15.70	N/A gpm	YES	NO	YES	NO	YES	NO	YES	NO		
PW-5	N/A	N/A	21.50	N/A gpm	YES	NO	YES	NO	YES	NO	YES	NO		

Pumps are removed from well, visual inspection and cleaned annually.

O/W Separator (OWS-100)											
Visual Check for Leaks		Inspect and Clean Probes		Probes Work Correctly		Adjust Collection Weir		Change Top Sorbant Pad		Drain and Clean	
YES	NO	YES	NO	YES	NO	YES	NO	YES	NO	YES	NO
						As Needed.		*As Needed.*		*Annual-June*	

Holding Tank (HT-200)					
Visual Check for Leaks		Inspect and Clean Probes		Probes Work Correctly	
YES	NO	YES	NO	YES	NO

Tank capacity is 380 gallons.

Transfer Pump TP-200			
Check for Leaks		Check Motor	
YES	NO	YES	NO

Annual-December

Bag Filters														
Bag Filter	Pressure (psi)		Check Filter		Change Filter		Add Sorbant Pads to Filter		Any DNAPL in the Bottom of the Filter		Check Pressure Switch		Spare Bag Filters
	In	Out											
BF-300	31.6	25.3	YES	NO	YES	NO	YES	NO	YES	NO	YES	NO	26
BF-301	n/a	n/a	YES	NO	YES	NO	YES	NO	YES	NO			

Metering Pumps								
Metering Pumps	Speed	Stroke	Check Tubing		Clean Pump Head Assy.		Clean Check Valve	
MP-600	25	40	YES	NO	YES	NO	YES	NO
MP-601	25	40	YES	NO	YES	NO	YES	NO

Every 6 months June & December

Sequestering/Biocide Drums				
Check for Leaks		Level In drum	Spare Drums on Site	
YES	NO	11.8 inches	Redux 340	1
YES	NO	10.9 inches	Redux 620	1

Carbon Vessels						
Carbon Vessels	Pressure (psi)		Check Vessel for Leaks		Check Hoses for Leaks	
LGAC-300	PG-300	31.6	YES	NO	YES	NO
LGAC-301	PG-301	n/a	YES	NO	YES	NO
LGAC-302	PG-302	25.3	YES	NO	YES	NO

Blower B-500					
Operating Odor Control		Check for Leaks		Check Motor	
YES	NO	YES	NO	YES	NO

Annual-December

Odor Control Drum			
Check for Leaks		Influent	Effluent
YES	NO	*N/A* ppm	*N/A* ppm

Monthly System Operation Record
Excelsior Avenue, Former MGP Site
Saratoga Springs, New York

Date: 9/5/2024 Technician: KL

DNAPL Recovery and Storage Tank (HT-500)-Not Used					
Visual Check for leaks		Inspect and Clean Probes	Probes Work Correctly	Total Product in Tank	Cumulative Total
YES	NO	N/A	N/A	0 inches	0 gallons

Heaters and Air Ventilation					
Heat On		Heat Set At	Power Vent Roof Exhaust		Auto Set At?
YES	NO	65	YES	NO	80 ˚F

OWS DNAPL Recovery					
Amount of DNAPL drained from OWS placed in a 55 gallon drum		Cumulative Total for 2024		Cumulative Total	
0.25	Gallons	2.25	Gallons	287.00	Gallons

Floor Sump					
Inspect and Clean Probe		Probe Works Correctly		Does Sump Need Cleaning	
YES	NO	YES	NO	YES	NO

Health and Safety									
HASP Onsite		First Aid kit Onsite		Eye Wash Working		Onsite Fire Extinguishers		Emergency Lighting Ok	
YES	NO	YES	NO	YES	NO	YES	NO	YES	NO

Drums Stored Inside the Building		
Drum Identification	Drum Contents	Accumulation Start Date
Drum #40	DNAPL	1/4/2024
Drum #41	PPE/Pads/Booms	1/4/2024

Comments:

System is running for 4 hours per day.

Pumped 2 gallons from PW-5

Monthly System Operation Record
Excelsior Avenue, Former MGP Site
Saratoga Springs, New York

Date: 9/5/2024 Technician: KL:

Storm Sewer System			
Item	Checked		Comments
Manhole - 1	YES	NO	
Catch Basin - 2	YES	NO	
Catch Basin - 3	YES	NO	
Catch Basin - 4	YES	NO	
Catch Basin - 5	YES	NO	
Catch Basin - 5A	YES	NO	
Catch Basin - 6	YES	NO	
Catch Basin - 7	YES	NO	
Catch Basin - 8	YES	NO	
Catch Basin - 9	YES	NO	
Catch Basin - 11	YES	NO	
Catch Basin - 12	YES	NO	
Catch Basin - 13	YES	NO	
Catch Basin - 13A	YES	NO	
Catch Basin - 14	YES	NO	
Catch Basin - 15	YES	NO	

Asphalt Cap			
Item	Checked		Comments
Former MGP Site	YES	NO	
Former Spa Steel Site	YES	NO	

Old Red Spring			
Item	Checked		Comments
Fountain	YES	NO	

Security Fence			
Item	Checked		Comments
Former MGP Site	YES	NO	

Vegetation			
Item	Checked		Comments
Former MGP Site	YES	NO	
Former Skating Rink	YES	NO	

NG Gas Operations has an on-site office trailer.

NG Warehousing stores transformers on-site in a fenced in area.

Monthly System Operation Record
Excelsior Avenue, Former MGP Site
Saratoga Springs, New York

Date: 8/7/2024 Time: 1100

Technician: KL Weather: Sunny 78

Building Security					
Main Gate Secure		Side Gate Secure		Building Secure	
YES	NO	YES	NO	YES	NO

System Operating		
Continuous Mode		Hours Per Day
YES	NO	4

System Discharge Meter		Saratoga Springs Meter	
Totalizer-Month	Gallons per minute	Cubic Feet	Gallons
4081.95	17.30	488863.55	3,656,699

Pumps

WELL ID.	DTW	DTP	DTB	Flow Rate	Vault Locked		Check Piping for Leaks		Check Control Panel		Pump Pulled and Cleaned		Due	Comments
PW-1	N/A	N/A	19.80	N/A gpm	YES	NO	YES	NO	YES	NO	YES	NO	*Annual-June*	
PW-2	N/A	N/A	19.00	N/A gpm	YES	NO	YES	NO	YES	NO	YES	NO		
PW-3	N/A	N/A	18.00	N/A gpm	YES	NO	YES	NO	YES	NO	YES	NO		
PW-4	N/A	N/A	15.70	N/A gpm	YES	NO	YES	NO	YES	NO	YES	NO		
PW-5	N/A	N/A	21.50	N/A gpm	YES	NO	YES	NO	YES	NO	YES	NO		

Pumps are removed from well, visual inspection and cleaned annually.

O/W Separator (OWS-100)

Visual Check for Leaks		Inspect and Clean Probes		Probes Work Correctly		Adjust Collection Weir		Change Top Sorbant Pad		Drain and Clean	
YES	NO	YES	NO	YES	NO	YES	NO	YES	NO	YES	NO
						As Needed.		*As Needed.*		*Annual-June*	

Holding Tank (HT-200)

Visual Check for Leaks		Inspect and Clean Probes		Probes Work Correctly	
YES	NO	YES	NO	YES	NO

Tank capacity is 380 gallons.

Transfer Pump TP-200

Check for Leaks		Check Motor	
YES	NO	YES	NO

Annual-December

Bag Filters

Bag Filter	Pressure (psi)		Check Filter		Change Filter		Add Sorbant Pads to Filter		Any DNAPL in the Bottom of the Filter		Check Pressure Switch		Spare Bag Filters
	In	Out											
BF-300	35.0	35.5	YES	NO	YES	NO	YES	NO	YES	NO	YES	NO	28
BF-301	n/a	n/a	YES	NO	YES	NO	YES	NO	YES	NO			

Metering Pumps

Metering Pumps	Speed	Stroke	Check Tubing		Clean Pump Head Assy.		Clean Check Valve	
MP-600	25	40	YES	NO	YES	NO	YES	NO
MP-601	25	40	YES	NO	YES	NO	YES	NO

Every 6 months June & December

Sequestering/Biocide Drums

Check for Leaks		Level In drum	Spare Drums on Site	
YES	NO	13.8 inches	Redux 340	1
YES	NO	14.7 inches	Redux 620	1

Carbon Vessels

Carbon Vessels	Pressure (psi)		Check Vessel for Leaks		Check Hoses for Leaks	
LGAC-300	PG-300	27.3	YES	NO	YES	NO
LGAC-301	PG-301	n/a	YES	NO	YES	NO
LGAC-302	PG-302	18.0	YES	NO	YES	NO

Blower B-500

Operating Odor Control		Check for Leaks		Check Motor	
YES	NO	YES	NO	YES	NO

Annual-December

Odor Control Drum

Check for Leaks		Influent	Effluent
YES	NO	*N/A* ppm	*N/A* ppm

Monthly System Operation Record
Excelsior Avenue, Former MGP Site
Saratoga Springs, New York

Date: 8/7/2024 Technician: KL

DNAPL Recovery and Storage Tank (HT-500)-Not Used					
Visual Check for leaks		Inspect and Clean Probes	Probes Work Correctly	Total Product in Tank	Cumulative Total
YES	NO	N/A	N/A	0 inches	0 gallons

Tank 1 - Not Used				***Tank 2 - Not Used***			
Tank Being Used		Visual Check for Leaks		Tank Being Used		Visual Check for Leaks	
YES	NO	YES	NO	YES	NO	YES	NO
Amount in Tank gals.				Amount in Tank gals.			

Tank Capacity is 2500 gallons. *Tank Capacity is 2500 gallons.*

OWS DNAPL Recovery		
Amount of DNAPL drained from OWS placed in a 55 gallon drum	Cumulative Total for 2024	Cumulative Total
0.25 Gallons	2 Gallons	286.75 Gallons

Floor Sump					
Inspect and Clean Probe		Probe Works Correctly		Does Sump Need Cleaning	
YES	NO	YES	NO	YES	NO

Heaters and Air Ventilation					
Heat On		Heat Set At	Power Vent Roof Exhaust		Auto Set At?
YES	NO	65	YES	NO	80 ˚F

Health and Safety									
HASP Onsite		First Aid kit Onsite		Eye Wash Working		Onsite Fire Extinguishers		Emergency Lighting Ok	
YES	NO	YES	NO	YES	NO	YES	NO	YES	NO

Drums Stored Inside the Building		
Drum Identification	Drum Contents	Accumulation Start Date
Drum #40	DNAPL	1/4/2024
Drum #41	PPE/Pads/Booms	1/4/2024

Comments:

System is running for 4 hours per day.

Tanks 1 and 2 were sold as surplus materials on 3/28/2024

run PW_3 for 2 hours

Pumped 2 gallons from PW-5

Monthly System Operation Record
Excelsior Avenue, Former MGP Site
Saratoga Springs, New York

Date: 8/7/2024 Technician: KL

Storm Sewer System			
Item	Checked		Comments
Manhole - 1	YES	NO	
Catch Basin - 2	YES	NO	
Catch Basin - 3	YES	NO	
Catch Basin - 4	YES	NO	
Catch Basin - 5	YES	NO	
Catch Basin - 5A	YES	NO	
Catch Basin - 6	YES	NO	
Catch Basin - 7	YES	NO	
Catch Basin - 8	YES	NO	
Catch Basin - 9	YES	NO	
Catch Basin - 11	YES	NO	
Catch Basin - 12	YES	NO	
Catch Basin - 13	YES	NO	
Catch Basin - 13A	YES	NO	
Catch Basin - 14	YES	NO	
Catch Basin - 15	YES	NO	

Asphalt Cap			
Item	Checked		Comments
Former MGP Site	YES	NO	
Former Spa Steel Site	YES	NO	

Old Red Spring			
Item	Checked		Comments
Fountain	YES	NO	

Security Fence			
Item	Checked		Comments
Former MGP Site	YES	NO	

Vegetation			
Item	Checked		Comments
Former MGP Site	YES	NO	
Former Skating Rink	YES	NO	

NG Gas Operations has an on-site office trailer.

NG Warehousing stores transformers on-site in a fenced in area.

Monthly System Operation Record
Excelsior Avenue, Former MGP Site
Saratoga Springs, New York

Date: 7/3/2024 Time: 1130

Technician: KL Weather: Sunny

Building Security					
Main Gate Secure		Side Gate Secure		Building Secure	
YES	NO	YES	NO	YES	NO

System Operating		
Continuous Mode		Hours Per Day
YES	NO	4

System Discharge Meter		***Saratoga Springs Meter***	
Totalizer-Month	Gallons per minute	Cubic Feet	Gallons
3293.50	17.40	486634.39	3,640,025

Pumps														
WELL ID.	DTW	DTP	DTB	Flow Rate	Vault Locked		Check Piping for Leaks		Check Control Panel		Pump Pulled and Cleaned		Due	Comments
PW-1	N/A	N/A	19.80	N/A gpm	YES	NO	YES	NO	YES	NO	YES	NO	*Annual-June*	
PW-2	N/A	N/A	19.00	N/A gpm	YES	NO	YES	NO	YES	NO	YES	NO		
PW-3	N/A	N/A	18.00	N/A gpm	YES	NO	YES	NO	YES	NO	YES	NO		
PW-4	N/A	N/A	15.70	N/A gpm	YES	NO	YES	NO	YES	NO	YES	NO		
PW-5	N/A	N/A	21.50	N/A gpm	YES	NO	YES	NO	YES	NO	YES	NO		

Pumps are removed from well, visual inspection and cleaned annually.

O/W Separator (OWS-100)											
Visual Check for Leaks		Inspect and Clean Probes		Probes Work Correctly		Adjust Collection Weir		Change Top Sorbant Pad		Drain and Clean	
YES	NO	YES	NO	YES	NO	YES	NO	YES	NO	YES	NO
						As Needed.		*As Needed.*		*Annual-June*	

Holding Tank (HT-200)					
Visual Check for Leaks		Inspect and Clean Probes		Probes Work Correctly	
YES	NO	YES	NO	YES	NO

Tank capacity is 380 gallons.

Transfer Pump TP-200			
Check for Leaks		Check Motor	
YES	NO	YES	NO

Annual-December

Bag Filters													
Bag Filter	Pressure (psi)		Check Filter		Change Filter		Add Sorbant Pads to Filter		Any DNAPL in the Bottom of the Filter		Check Pressure Switch		Spare Bag Filters
	In	Out											
BF-300	34.0	34.5	YES	NO	YES	NO	YES	NO	YES	NO	YES	NO	0
BF-301	n/a	n/a	YES	NO	YES	NO	YES	NO	YES	NO			

Metering Pumps								
Metering Pumps	Speed	Stroke	Check Tubing		Clean Pump Head Assy.		Clean Check Valve	
MP-600	25	40	YES	NO	YES	NO	YES	NO
MP-601	25	40	YES	NO	YES	NO	YES	NO

Every 6 months June & December

Sequestering/Biocide Drums				
Check for Leaks		Level In drum	Spare Drums on Site	
YES	NO	16.1 inches	Redux 340	1
YES	NO	17.4 inches	Redux 620	1

Carbon Vessels						
Carbon Vessels	Pressure (psi)		Check Vessel for Leaks		Check Hoses for Leaks	
LGAC-300	PG-300	26.7	YES	NO	YES	NO
LGAC-301	PG-301	n/a	YES	NO	YES	NO
LGAC-302	PG-302	18.0	YES	NO	YES	NO

Blower B-500					
Operating Odor Control		Check for Leaks		Check Motor	
YES	NO	YES	NO	YES	NO

Annual-December

Odor Control Drum			
Check for Leaks		Influent	Effluent
YES	NO	*N/A* ppm	*N/A* ppm

Monthly System Operation Record
Excelsior Avenue, Former MGP Site
Saratoga Springs, New York

Date: 7/3/2024 Technician: KL

DNAPL Recovery and Storage Tank (HT-500)-Not Used					
Visual Check for leaks		Inspect and Clean Probes	Probes Work Correctly	Total Product in Tank	Cumulative Total
YES	NO	N/A	N/A	0 inches	0 gallons

Tank 1 - Not Used				***Tank 2 - Not Used***			
Tank Being Used		Visual Check for Leaks		Tank Being Used		Visual Check for Leaks	
YES	NO	YES	NO	YES	NO	YES	NO
Amount in Tank gals.				Amount in Tank gals.			

Tank Capacity is 2500 gallons. *Tank Capacity is 2500 gallons.*

OWS DNAPL Recovery		
Amount of DNAPL drained from OWS placed in a 55 gallon drum	Cumulative Total for 2024	Cumulative Total
0.25 Gallons	1.75 Gallons	286.50 Gallons

Floor Sump					
Inspect and Clean Probe		Probe Works Correctly		Does Sump Need Cleaning	
YES	NO	YES	NO	YES	NO

Heaters and Air Ventilation					
Heat On		Heat Set At	Power Vent Roof Exhaust		Auto Set At?
YES	NO	65	YES	NO	80 ˚F

Health and Safety									
HASP Onsite		First Aid kit Onsite		Eye Wash Working		Onsite Fire Extinguishers		Emergency Lighting Ok	
YES	NO	YES	NO	YES	NO	YES	NO	YES	NO

Drums Stored Inside the Building		
Drum Identification	Drum Contents	Accumulation Start Date
Drum #40	DNAPL	1/4/2024
Drum #41	PPE/Pads/Booms	1/4/2024

Comments:

System is running for 4 hours per day.

Tanks 1 and 2 were sold as surplus materials on 3/28/2024

Pumped 2 gallons from PW-5

Monthly System Operation Record
Excelsior Avenue, Former MGP Site
Saratoga Springs, New York

Date: 7/3/2024 Technician: KL

Storm Sewer System			
Item	Checked		Comments
Manhole - 1	YES	NO	
Catch Basin - 2	YES	NO	
Catch Basin - 3	YES	NO	
Catch Basin - 4	YES	NO	
Catch Basin - 5	YES	NO	
Catch Basin - 5A	YES	NO	
Catch Basin - 6	YES	NO	
Catch Basin - 7	YES	NO	
Catch Basin - 8	YES	NO	
Catch Basin - 9	YES	NO	
Catch Basin - 11	YES	NO	
Catch Basin - 12	YES	NO	
Catch Basin - 13	YES	NO	
Catch Basin - 13A	YES	NO	
Catch Basin - 14	YES	NO	
Catch Basin - 15	YES	NO	

Asphalt Cap			
Item	Checked		Comments
Former MGP Site	YES	NO	
Former Spa Steel Site	YES	NO	

Old Red Spring			
Item	Checked		Comments
Fountain	YES	NO	

Security Fence			
Item	Checked		Comments
Former MGP Site	YES	NO	

Vegetation			
Item	Checked		Comments
Former MGP Site	YES	NO	
Former Skating Rink	YES	NO	

NG Gas Operations has an on-site office trailer.

NG Warehousing stores transformers on-site in a fenced in area.

Monthly System Operation Record
Excelsior Avenue, Former MGP Site
Saratoga Springs, New York

Date: 6/11/2024 Time: 1000

Technician: KL Weather: Sunny

Building Security					
Main Gate Secure		Side Gate Secure		Building Secure	
YES	NO	YES	NO	YES	NO

System Operating		
Continuous Mode		Hours Per Day
YES	NO	4

System Discharge Meter		Saratoga Springs Meter	
Totalizer-Month	Gallons per minute	Cubic Feet	Gallons
3959.25	17.40	484878.22	3,626,889

Pumps

WELL ID.	DTW	DTP	DTB	Flow Rate	Vault Locked		Check Piping for Leaks		Check Control Panel		Pump Pulled and Cleaned		Due	Comments
PW-1	N/A	N/A	19.80	N/A gpm	YES	NO	YES	NO	YES	NO	YES	NO	*Annual-June*	
PW-2	N/A	N/A	19.00	N/A gpm	YES	NO	YES	NO	YES	NO	YES	NO		
PW-3	N/A	N/A	18.00	N/A gpm	YES	NO	YES	NO	YES	NO	YES	NO		
PW-4	N/A	N/A	15.70	N/A gpm	YES	NO	YES	NO	YES	NO	YES	NO		
PW-5	N/A	N/A	21.50	N/A gpm	YES	NO	YES	NO	YES	NO	YES	NO		

Pumps are removed from well, visual inspection and cleaned annually.

O/W Separator (OWS-100)

Visual Check for Leaks		Inspect and Clean Probes		Probes Work Correctly		Adjust Collection Weir		Change Top Sorbant Pad		Drain and Clean	
YES	NO	YES	NO	YES	NO	YES	NO	YES	NO	YES	NO
						As Needed.		*As Needed.*		*Annual-June*	

Holding Tank (HT-200)

Visual Check for Leaks		Inspect and Clean Probes		Probes Work Correctly	
YES	NO	YES	NO	YES	NO

Tank capacity is 380 gallons.

Transfer Pump TP-200

Check for Leaks		Check Motor	
YES	NO	YES	NO

Annual-December

Bag Filters

Bag Filter	Pressure (psi)		Check Filter		Change Filter		Add Sorbant Pads to Filter		Any DNAPL in the Bottom of the Filter		Check Pressure Switch		Spare Bag Filters
	In	Out											
BF-300	32.2	32.4	YES	NO	YES	NO	YES	NO	YES	NO	YES	NO	6
BF-301	n/a	n/a	YES	NO	YES	NO	YES	NO	YES	NO			

Metering Pumps

Metering Pumps	Speed	Stroke	Check Tubing		Clean Pump Head Assy.		Clean Check Valve	
MP-600	25	40	YES	NO	YES	NO	YES	NO
MP-601	25	40	YES	NO	YES	NO	YES	NO

Every 6 months June & December

Sequestering/Biocide Drums

Check for Leaks		Level In drum	Spare Drums on Site	
YES	NO	17.2 inches	Redux 340	1
YES	NO	19.3 inches	Redux 620	1

Carbon Vessels

Carbon Vessels	Pressure (psi)		Check Vessel for Leaks		Check Hoses for Leaks	
LGAC-300	PG-300	25.4	YES	NO	YES	NO
LGAC-301	PG-301	n/a	YES	NO	YES	NO
LGAC-302	PG-302	18.0	YES	NO	YES	NO

Blower B-500

Operating Odor Control		Check for Leaks		Check Motor	
YES	NO	YES	NO	YES	NO

Annual-December

Odor Control Drum

Check for Leaks		Influent	Effluent
YES	NO	*N/A* ppm	*N/A* ppm

Monthly System Operation Record
Excelsior Avenue, Former MGP Site
Saratoga Springs, New York

Date: 6/11/2024 Technician: KL

DNAPL Recovery and Storage Tank (HT-500)-Not Used					
Visual Check for leaks		Inspect and Clean Probes	Probes Work Correctly	Total Product in Tank	Cumulative Total
YES	NO	N/A	N/A	0 inches	0 gallons

Tank 1 - Not Used				***Tank 2 - Not Used***			
Tank Being Used		Visual Check for Leaks		Tank Being Used		Visual Check for Leaks	
YES	NO	YES	NO	YES	NO	YES	NO
Amount in Tank gals.				Amount in Tank gals.			

Tank Capacity is 2500 gallons. *Tank Capacity is 2500 gallons.*

OWS DNAPL Recovery		
Amount of DNAPL drained from OWS placed in a 55 gallon drum	Cumulative Total for 2024	Cumulative Total
0.25 Gallons	1.5 Gallons	286.25 Gallons

Floor Sump					
Inspect and Clean Probe		Probe Works Correctly		Does Sump Need Cleaning	
YES	NO	YES	NO	YES	NO

Heaters and Air Ventilation					
Heat On		Heat Set At	Power Vent Roof Exhaust		Auto Set At?
YES	NO	65	YES	NO	80 ˚F

Health and Safety									
HASP Onsite		First Aid kit Onsite		Eye Wash Working		Onsite Fire Extinguishers		Emergency Lighting Ok	
YES	NO	YES	NO	YES	NO	YES	NO	YES	NO

Drums Stored Inside the Building		
Drum Identification	Drum Contents	Accumulation Start Date
Drum #40	DNAPL	1/4/2024
Drum #41	PPE/Pads/Booms	1/4/2024

Comments:

System is running for 4 hours per day.

Tanks 1 and 2 were sold as surplus materials on 3/28/2024

Pumped 2 gallons from PW-5

Pulled and cleaned pumps and probes

checked chemical pumps-ok

Monthly System Operation Record
Excelsior Avenue, Former MGP Site
Saratoga Springs, New York

Date: 6/5/2024 Technician: KL

Storm Sewer System			
Item	Checked		Comments
Manhole - 1	YES	NO	
Catch Basin - 2	YES	NO	
Catch Basin - 3	YES	NO	
Catch Basin - 4	YES	NO	
Catch Basin - 5	YES	NO	
Catch Basin - 5A	YES	NO	
Catch Basin - 6	YES	NO	
Catch Basin - 7	YES	NO	
Catch Basin - 8	YES	NO	
Catch Basin - 9	YES	NO	
Catch Basin - 11	YES	NO	
Catch Basin - 12	YES	NO	
Catch Basin - 13	YES	NO	
Catch Basin - 13A	YES	NO	
Catch Basin - 14	YES	NO	
Catch Basin - 15	YES	NO	

Asphalt Cap			
Item	Checked		Comments
Former MGP Site	YES	NO	
Former Spa Steel Site	YES	NO	

Old Red Spring			
Item	Checked		Comments
Fountain	YES	NO	

Security Fence			
Item	Checked		Comments
Former MGP Site	YES	NO	

Vegetation			
Item	Checked		Comments
Former MGP Site	YES	NO	
Former Skating Rink	YES	NO	

NG Gas Operations has an on-site office trailer.

NG Warehousing stores transformers on-site in a fenced in area.

Monthly System Operation Record
Excelsior Avenue, Former MGP Site
Saratoga Springs, New York

Date: 5/1/2024 Time: 1045

Technician: KL Weather: cloudy 56

Building Security					
Main Gate Secure		Side Gate Secure		Building Secure	
YES	NO	YES	NO	YES	NO

System Operating		
Continuous Mode		Hours Per Day
YES	NO	4

System Discharge Meter		Saratoga Springs Meter	
Totalizer-Month	Gallons per minute	Cubic Feet	Gallons
4002.00	17.10	481831.28	3,604,098

Pumps

WELL ID.	DTW	DTP	DTB	Flow Rate	Vault Locked		Check Piping for Leaks		Check Control Panel		Pump Pulled and Cleaned		Due	Comments
PW-1	N/A	N/A	19.80	N/A gpm	YES	NO	YES	NO	YES	NO	YES	NO	*Annual-June*	
PW-2	N/A	N/A	19.00	N/A gpm	YES	NO	YES	NO	YES	NO	YES	NO		
PW-3	N/A	N/A	18.00	N/A gpm	YES	NO	YES	NO	YES	NO	YES	NO		
PW-4	N/A	N/A	15.70	N/A gpm	YES	NO	YES	NO	YES	NO	YES	NO		
PW-5	N/A	N/A	21.50	N/A gpm	YES	NO	YES	NO	YES	NO	YES	NO		

Pumps are removed from well, visual inspection and cleaned annually.

O/W Separator (OWS-100)

Visual Check for Leaks		Inspect and Clean Probes		Probes Work Correctly		Adjust Collection Weir		Change Top Sorbant Pad		Drain and Clean	
YES	NO	YES	NO	YES	NO	YES	NO	YES	NO	YES	NO
						As Needed.		*As Needed.*		*Annual-June*	

Holding Tank (HT-200)

Visual Check for Leaks		Inspect and Clean Probes		Probes Work Correctly	
YES	NO	YES	NO	YES	NO

Tank capacity is 380 gallons.

Transfer Pump TP-200

Check for Leaks		Check Motor	
YES	NO	YES	NO

Annual-December

Bag Filters

Bag Filter	Pressure (psi)		Check Filter		Change Filter		Add Sorbant Pads to Filter		Any DNAPL in the Bottom of the Filter		Check Pressure Switch		Spare Bag Filters
	In	Out											
BF-300	39.3	36.5	YES	NO	YES	NO	YES	NO	YES	NO	YES	NO	8
BF-301	n/a	n/a	YES	NO	YES	NO	YES	NO	YES	NO			

Metering Pumps

Metering Pumps	Speed	Stroke	Check Tubing		Clean Pump Head Assy.		Clean Check Valve	
MP-600	25	40	YES	NO	YES	NO	YES	NO
MP-601	25	40	YES	NO	YES	NO	YES	NO

Every 6 months June & December

Sequestering/Biocide Drums

Check for Leaks		Level In drum	Spare Drums on Site	
YES	NO	21.6 inches	Redux 340	1
YES	NO	22.1 inches	Redux 620	1

Carbon Vessels

Carbon Vessels	Pressure (psi)		Check Vessel for Leaks		Check Hoses for Leaks	
LGAC-300	PG-300	27.9	YES	NO	YES	NO
LGAC-301	PG-301	n/a	YES	NO	YES	NO
LGAC-302	PG-302	18.0	YES	NO	YES	NO

Blower B-500

Operating Odor Control		Check for Leaks		Check Motor	
YES	NO	YES	NO	YES	NO

Annual-December

Odor Control Drum

Check for Leaks		Influent	Effluent
YES	NO	*N/A* ppm	*N/A* ppm

Monthly System Operation Record
Excelsior Avenue, Former MGP Site
Saratoga Springs, New York

Date: 5/1/2024 Technician: KL

DNAPL Recovery and Storage Tank (HT-500)-Not Used					
Visual Check for leaks		Inspect and Clean Probes	Probes Work Correctly	Total Product in Tank	Cumulative Total
YES	NO	N/A	N/A	0 inches	0 gallons

Tank 1 - Not Used				***Tank 2 - Not Used***			
Tank Being Used		Visual Check for Leaks		Tank Being Used		Visual Check for Leaks	
YES	NO	YES	NO	YES	NO	YES	NO
Amount in Tank gals.				Amount in Tank gals.			

Tank Capacity is 2500 gallons. *Tank Capacity is 2500 gallons.*

OWS DNAPL Recovery		
Amount of DNAPL drained from OWS placed in a 55 gallon drum	Cumulative Total for 2024	Cumulative Total
0.25 Gallons	1.25 Gallons	286.00 Gallons

Floor Sump					
Inspect and Clean Probe		Probe Works Correctly		Does Sump Need Cleaning	
YES	NO	YES	NO	YES	NO

Heaters and Air Ventilation					
Heat On		Heat Set At	Power Vent Roof Exhaust		Auto Set At?
YES	NO	65	YES	NO	80 ˚F

Health and Safety									
HASP Onsite		First Aid kit Onsite		Eye Wash Working		Onsite Fire Extinguishers		Emergency Lighting Ok	
YES	NO	YES	NO	YES	NO	YES	NO	YES	NO

Drums Stored Inside the Building		
Drum Identification	Drum Contents	Accumulation Start Date
Drum #40	DNAPL	1/4/2024
Drum #41	PPE/Pads/Booms	1/4/2024

Comments:

System is running for 4 hours per day.

Tanks 1 and 2 were sold as surplus materials on 3/28/2024

Pumped 2 gallons from PW-5

Monthly System Operation Record
Excelsior Avenue, Former MGP Site
Saratoga Springs, New York

Date: 5/1/2024 Technician: KL

Storm Sewer System			
Item	Checked		Comments
Manhole - 1	YES	NO	
Catch Basin - 2	YES	NO	
Catch Basin - 3	YES	NO	
Catch Basin - 4	YES	NO	
Catch Basin - 5	YES	NO	
Catch Basin - 5A	YES	NO	
Catch Basin - 6	YES	NO	
Catch Basin - 7	YES	NO	
Catch Basin - 8	YES	NO	
Catch Basin - 9	YES	NO	
Catch Basin - 11	YES	NO	
Catch Basin - 12	YES	NO	
Catch Basin - 13	YES	NO	
Catch Basin - 13A	YES	NO	
Catch Basin - 14	YES	NO	
Catch Basin - 15	YES	NO	

Asphalt Cap			
Item	Checked		Comments
Former MGP Site	YES	NO	
Former Spa Steel Site	YES	NO	

Old Red Spring			
Item	Checked		Comments
Fountain	YES	NO	

Security Fence			
Item	Checked		Comments
Former MGP Site	YES	NO	

Vegetation			
Item	Checked		Comments
Former MGP Site	YES	NO	
Former Skating Rink	YES	NO	

NG Gas Operations has an on-site office trailer.

NG Warehousing stores transformers on-site in a fenced in area.

Monthly System Operation Record
Excelsior Avenue, Former MGP Site
Saratoga Springs, New York

Date: 4/4/2024 Time: 1130

Technician: KL Weather: cloudy 34

Building Security					
Main Gate Secure		Side Gate Secure		Building Secure	
YES	NO	YES	NO	YES	NO

System Operating		
Continuous Mode		Hours Per Day
YES	NO	4

System Discharge Meter		Saratoga Springs Meter	
Totalizer-Month	Gallons per minute	Cubic Feet	Gallons
5725.25	17.30	479076.53	3,583,492

Pumps

WELL ID.	DTW	DTP	DTB	Flow Rate	Vault Locked		Check Piping for Leaks		Check Control Panel		Pump Pulled and Cleaned		Due	Comments
PW-1	N/A	N/A	19.80	N/A gpm	YES	NO	YES	NO	YES	NO	YES	NO	*Annual-June*	
PW-2	N/A	N/A	19.00	N/A gpm	YES	NO	YES	NO	YES	NO	YES	NO		
PW-3	N/A	N/A	18.00	N/A gpm	YES	NO	YES	NO	YES	NO	YES	NO		
PW-4	N/A	N/A	15.70	N/A gpm	YES	NO	YES	NO	YES	NO	YES	NO		
PW-5	N/A	N/A	21.50	N/A gpm	YES	NO	YES	NO	YES	NO	YES	NO		

Pumps are removed from well, visual inspection and cleaned annually.

O/W Separator (OWS-100)

Visual Check for Leaks		Inspect and Clean Probes		Probes Work Correctly		Adjust Collection Weir		Change Top Sorbant Pad		Drain and Clean	
YES	NO	YES	NO	YES	NO	YES	NO	YES	NO	YES	NO
						As Needed.		*As Needed.*		*Annual-June*	

Holding Tank (HT-200)

Visual Check for Leaks		Inspect and Clean Probes		Probes Work Correctly	
YES	NO	YES	NO	YES	NO

Tank capacity is 380 gallons.

Transfer Pump TP-200

Check for Leaks		Check Motor	
YES	NO	YES	NO

Annual-December

Bag Filters

Bag Filter	Pressure (psi)		Check Filter		Change Filter		Add Sorbant Pads to Filter		Any DNAPL in the Bottom of the Filter		Check Pressure Switch		Spare Bag Filters
	In	Out											
BF-300	37.5	36.1	YES	NO	YES	NO	YES	NO	YES	NO	YES	NO	10
BF-301	n/a	n/a	YES	NO	YES	NO	YES	NO	YES	NO			

Metering Pumps

Metering Pumps	Speed	Stroke	Check Tubing		Clean Pump Head Assy.		Clean Check Valve	
MP-600	25	40	YES	NO	YES	NO	YES	NO
MP-601	25	40	YES	NO	YES	NO	YES	NO

Every 6 months June & December

Sequestering/Biocide Drums

Check for Leaks		Level In drum	Spare Drums on Site	
YES	NO	25.1 inches	Redux 340	1
YES	NO	25.7 inches	Redux 620	1

Carbon Vessels

Carbon Vessels	Pressure (psi)		Check Vessel for Leaks		Check Hoses for Leaks	
LGAC-300	PG-300	28.0	YES	NO	YES	NO
LGAC-301	PG-301	n/a	YES	NO	YES	NO
LGAC-302	PG-302	20.0	YES	NO	YES	NO

Blower B-500

Operating Odor Control		Check for Leaks		Check Motor	
YES	NO	YES	NO	YES	NO

Annual-December

Odor Control Drum

Check for Leaks		Influent	Effluent
YES	NO	*N/A* ppm	*N/A* ppm

Monthly System Operation Record
Excelsior Avenue, Former MGP Site
Saratoga Springs, New York

Date: 4/4/2024 Technician: KL

DNAPL Recovery and Storage Tank (HT-500)-Not Used					
Visual Check for leaks		Inspect and Clean Probes	Probes Work Correctly	Total Product in Tank	Cumulative Total
YES	NO	N/A	N/A	0 inches	0 gallons

Tank 1 - Not Used				***Tank 2 - Not Used***			
Tank Being Used		Visual Check for Leaks		Tank Being Used		Visual Check for Leaks	
YES	NO	YES	NO	YES	NO	YES	NO
Amount in Tank gals.				Amount in Tank gals.			

Tank Capacity is 2500 gallons. *Tank Capacity is 2500 gallons.*

OWS DNAPL Recovery		
Amount of DNAPL drained from OWS placed in a 55 gallon drum	Cumulative Total for 2024	Cumulative Total
0.25 Gallons	1 Gallons	285.75 Gallons

Floor Sump					
Inspect and Clean Probe		Probe Works Correctly		Does Sump Need Cleaning	
YES	NO	YES	NO	YES	NO

Heaters and Air Ventilation					
Heat On		Heat Set At	Power Vent Roof Exhaust		Auto Set At?
YES	NO	65	YES	NO	80 ˚F

Health and Safety									
HASP Onsite		First Aid kit Onsite		Eye Wash Working		Onsite Fire Extinguishers		Emergency Lighting Ok	
YES	NO	YES	NO	YES	NO	YES	NO	YES	NO

Drums Stored Inside the Building		
Drum Identification	Drum Contents	Accumulation Start Date
Drum #40	DNAPL	1/4/2024
Drum #41	PPE/Pads/Booms	1/4/2024

Comments:

System is running for 4 hours per day.

Pumped 1.5 gallons from PW-5

Tanks 1 and 2 were sold as surplus materials on 3/28/2024

Monthly System Operation Record
Excelsior Avenue, Former MGP Site
Saratoga Springs, New York

Date: 4/4/2024 Technician: KL

Storm Sewer System			
Item	Checked		Comments
Manhole - 1	YES	NO	
Catch Basin - 2	YES	NO	
Catch Basin - 3	YES	NO	
Catch Basin - 4	YES	NO	
Catch Basin - 5	YES	NO	
Catch Basin - 5A	YES	NO	
Catch Basin - 6	YES	NO	
Catch Basin - 7	YES	NO	
Catch Basin - 8	YES	NO	
Catch Basin - 9	YES	NO	
Catch Basin - 11	YES	NO	
Catch Basin - 12	YES	NO	
Catch Basin - 13	YES	NO	
Catch Basin - 13A	YES	NO	
Catch Basin - 14	YES	NO	
Catch Basin - 15	YES	NO	

Asphalt Cap			
Item	Checked		Comments
Former MGP Site	YES	NO	
Former Spa Steel Site	YES	NO	

Old Red Spring			
Item	Checked		Comments
Fountain	YES	NO	

Security Fence			
Item	Checked		Comments
Former MGP Site	YES	NO	

Vegetation			
Item	Checked		Comments
Former MGP Site	YES	NO	
Former Skating Rink	YES	NO	

NG Gas Operations has an on-site office trailer.

NG Warehousing stores transformers on-site in a fenced in area.

Monthly System Operation Record
Excelsior Avenue, Former MGP Site
Saratoga Springs, New York

Date: 3/6/2024 Time: 1200

Technician: KL Weather: cloudy 54

Building Security					
Main Gate Secure		Side Gate Secure		Building Secure	
YES	NO	YES	NO	YES	NO

System Operating		
Continuous Mode		Hours Per Day
YES	NO	4

System Discharge Meter		Saratoga Springs Meter	
Totalizer-Month	Gallons per minute	Cubic Feet	Gallons
3891.50	16.50	476584.99	3,564,856

Pumps

WELL ID.	DTW	DTP	DTB	Flow Rate	Vault Locked		Check Piping for Leaks		Check Control Panel		Pump Pulled and Cleaned		Due	Comments
PW-1	N/A	N/A	19.80	N/A gpm	YES	NO	YES	NO	YES	NO	YES	NO	*6/24*	
PW-2	N/A	N/A	19.00	N/A gpm	YES	NO	YES	NO	YES	NO	YES	NO	*6/24*	
PW-3	N/A	N/A	18.00	N/A gpm	YES	NO	YES	NO	YES	NO	YES	NO	*6/24*	
PW-4	N/A	N/A	15.70	N/A gpm	YES	NO	YES	NO	YES	NO	YES	NO	*6/24*	
PW-5	N/A	N/A	21.50	N/A gpm	YES	NO	YES	NO	YES	NO	YES	NO	*6/24*	

Pumps are removed from well, visual inspection and cleaned annually.

O/W Separator (OWS-100)													Holding Tank (HT-200)					
Visual Check for Leaks		Inspect and Clean Probes		Probes Work Correctly		Adjust Collection Weir		Change Top Sorbant Pad		Drain and Clean		Due	Visual Check for Leaks		Inspect and Clean Probes		Probes Work Correctly	
YES	NO	YES	NO	YES	NO	YES	NO	YES	NO	YES	NO	6/24	YES	NO	YES	NO	YES	NO
						As Needed.		*As Needed.*		*Annually.*			*Tank capacity is 380 gallons.*					

Transfer Pump TP-200				Bag Filters														
Check for Leaks		Check Motor		Bag Filter	Pressure (psi)		Check Filter		Change Filter		Add Sorbant Pads to Filter		Any DNAPL in the Bottom of the Filter		Check Pressure Switch		Spare Bag Filters
YES	NO	YES	NO		In	Out												
		Due: 6/24		BF-300	37.9	38.1	YES	NO	YES	NO	YES	NO	YES	NO	YES	NO	10
		Annually.		BF-301	n/a	n/a	YES	NO	YES	NO	YES	NO	YES	NO			

Metering Pumps										Sequestering/Biocide Drums				
Metering Pumps	Speed	Stroke	Clean Pump Head Assy.		Due	Clean Check Valve		Due	Check Tubing		Check for Leaks		Level In drum	Spare Drums on Site	
MP-600	25	40	YES	NO	06/24	YES	NO	06/24	YES	NO	YES	NO	26.0 inches	Redux 340	1
MP-601	25	40	YES	NO	06/24	YES	NO	06/24	YES	NO	YES	NO	27.9 inches	Redux 620	1
			Every 6 months.			*Every 6 months.*									

Carbon Vessels							Blower B-500						Odor Control Drum			
Carbon Vessels	Pressure (psi)		Check Vessel for Leaks		Check Hoses for Leaks		Operating Odor Control		Check for Leaks		Check Motor		Check for Leaks		Influent	Effluent
LGAC-300	PG-300	31.5	YES	NO	YES	NO	YES	NO	YES	NO	YES	NO	YES	NO	*N/A* ppm	*N/A* ppm
LGAC-301	PG-301	n/a	YES	NO	YES	NO					*Due: 6/24*					
LGAC-302	PG-302	20.0	YES	NO	YES	NO					*Annually.*					

Monthly System Operation Record
Excelsior Avenue, Former MGP Site
Saratoga Springs, New York

Date: 3/6/2024 Technician: KL

DNAPL Recovery and Storage Tank (HT-500)-Not Used					
Visual Check for leaks		Inspect and Clean Probes	Probes Work Correctly	Total Product in Tank	Cumulative Total
YES	NO	N/A	N/A	0 inches	0 gallons

Tank 1 - Not Used				***Tank 2 - Not Used***			
Tank Being Used		Visual Check for Leaks		Tank Being Used		Visual Check for Leaks	
YES	NO	YES	NO	YES	NO	YES	NO
Amount in Tank gals.				Amount in Tank gals.			

Tank Capacity is 2500 gallons. *Tank Capacity is 2500 gallons.*

OWS DNAPL Recovery		
Amount of DNAPL drained from OWS placed in a 55 gallon drum	Cumulative Total for 2024	Cumulative Total
0.25 Gallons	0.75 Gallons	285.50 Gallons

Floor Sump					
Inspect and Clean Probe		Probe Works Correctly		Does Sump Need Cleaning	
YES	NO	YES	NO	YES	NO

Heaters and Air Ventilation					
Heat On		Heat Set At	Power Vent Roof Exhaust		Auto Set At?
YES	NO	65 °F	YES	NO	80 °F

Health and Safety									
HASP Onsite		First Aid kit Onsite		Eye Wash Working		Onsite Fire Extinguishers		Emergency Lighting Ok	
YES	NO	YES	NO	YES	NO	YES	NO	YES	NO

Drums Stored Inside the Building		
Drum Identification	Drum Contents	Accumulation Start Date
Drum #40	DNAPL	1/4/2024
Drum #41	PPE/Pads/Booms	1/4/2024

Comments:

System is running for 4 hours per day.

Pumped 1 gallons from PW-5

Monthly System Operation Record
Excelsior Avenue, Former MGP Site
Saratoga Springs, New York

Date: 3/6/2024 Technician: KL

Storm Sewer System			
Item	Checked		Comments
Manhole - 1	YES	NO	
Catch Basin - 2	YES	NO	
Catch Basin - 3	YES	NO	
Catch Basin - 4	YES	NO	
Catch Basin - 5	YES	NO	
Catch Basin - 5A	YES	NO	
Catch Basin - 6	YES	NO	
Catch Basin - 7	YES	NO	
Catch Basin - 8	YES	NO	
Catch Basin - 9	YES	NO	
Catch Basin - 11	YES	NO	
Catch Basin - 12	YES	NO	
Catch Basin - 13	YES	NO	
Catch Basin - 13A	YES	NO	
Catch Basin - 14	YES	NO	
Catch Basin - 15	YES	NO	

Asphalt Cap			
Item	Checked		Comments
Former MGP Site	YES	NO	

Old Red Spring			
Item	Checked		Comments
Fountain	YES	NO	

Security Fence			
Item	Checked		
Former MGP Site	YES	NO	

Vegetation			
Item	Checked		Comments
Former MGP Site	YES	NO	
Former Skating Rink	YES	NO	

NG Gas has an office trailer located by the substation building.
NG Warehouse has installed fencing to store transformers.

Monthly System Operation Record
Excelsior Avenue, Former MGP Site
Saratoga Springs, New York

Date: 2/7/2024 Time: 1100

Technician: KL Weather: sunny 36

Building Security					
Main Gate Secure		Side Gate Secure		Building Secure	
YES	NO	YES	NO	YES	NO

System Operating		
Continuous Mode		Hours Per Day
YES	NO	4

System Discharge Meter		Saratoga Springs Meter	
Totalizer-Month	Gallons per minute	Cubic Feet	Gallons
5041.00	16.70	474908.33	3,552,314

Pumps

WELL ID.	DTW	DTP	DTB	Flow Rate	Vault Locked		Check Piping for Leaks		Check Control Panel		Pump Pulled and Cleaned		Due	Comments
PW-1	N/A	N/A	19.80	N/A gpm	YES	NO	YES	NO	YES	NO	YES	NO	*6/24*	
PW-2	N/A	N/A	19.00	N/A gpm	YES	NO	YES	NO	YES	NO	YES	NO	*6/24*	
PW-3	N/A	N/A	18.00	N/A gpm	YES	NO	YES	NO	YES	NO	YES	NO	*6/24*	
PW-4	N/A	N/A	15.70	N/A gpm	YES	NO	YES	NO	YES	NO	YES	NO	*6/24*	
PW-5	N/A	N/A	21.50	N/A gpm	YES	NO	YES	NO	YES	NO	YES	NO	*6/24*	

Pumps are removed from well, visual inspection and cleaned annually.

O/W Separator (OWS-100)													Holding Tank (HT-200)					
Visual Check for Leaks		Inspect and Clean Probes		Probes Work Correctly		Adjust Collection Weir		Change Top Sorbant Pad		Drain and Clean		Due	Visual Check for Leaks		Inspect and Clean Probes		Probes Work Correctly	
YES	NO	YES	NO	YES	NO	YES	NO	YES	NO	YES	NO	6/24	YES	NO	YES	NO	YES	NO
						As Needed.		*As Needed.*		*Annually.*							*Tank capacity is 380 gallons.*	

Transfer Pump TP-200				Bag Filters														
Check for Leaks		Check Motor		Bag Filter	Pressure (psi)		Check Filter		Change Filter		Add Sorbant Pads to Filter		Any DNAPL in the Bottom of the Filter		Check Pressure Switch		Spare Bag Filters
YES	NO	YES	NO		In	Out												
		Due: 6/24		BF-300	37.1	37.1	YES	NO	YES	NO	YES	NO	YES	NO	YES	NO	12
		Annually.		BF-301	n/a	n/a	YES	NO	YES	NO	YES	NO	YES	NO			

Metering Pumps										Sequestering/Biocide Drums				
Metering Pumps	Speed	Stroke	Clean Pump Head Assy.		Due	Clean Check Valve		Due	Check Tubing		Check for Leaks		Level In drum	Spare Drums on Site	
MP-600	25	40	YES	NO	06/24	YES	NO	06/24	YES	NO	YES	NO	27.2 inches	Redux 340	1
MP-601	25	40	YES	NO	06/24	YES	NO	06/24	YES	NO	YES	NO	27.9 inches	Redux 620	1
			Every 6 months.			*Every 6 months.*									

Carbon Vessels							Blower B-500						Odor Control Drum		
Carbon Vessels	Pressure (psi)		Check Vessel for Leaks		Check Hoses for Leaks		Operating Odor Control		Check for Leaks		Check Motor		Check for Leaks	Influent	Effluent
LGAC-300	PG-300	30.8	YES	NO	YES	NO	YES	NO	YES	NO	YES	NO	YES NO	*N/A* ppm	*N/A* ppm
LGAC-301	PG-301	n/a	YES	NO	YES	NO					*Due: 6/24*				
LGAC-302	PG-302	20.0	YES	NO	YES	NO					*Annually.*				

Monthly System Operation Record
Excelsior Avenue, Former MGP Site
Saratoga Springs, New York

Date: 2/7/2024 Technician: KL

DNAPL Recovery and Storage Tank (HT-500)-Not Used					
Visual Check for leaks		Inspect and Clean Probes	Probes Work Correctly	Total Product in Tank	Cumulative Total
YES	NO	N/A	N/A	0 inches	0 gallons

Tank 1 - Not Used				***Tank 2 - Not Used***			
Tank Being Used		Visual Check for Leaks		Tank Being Used		Visual Check for Leaks	
YES	NO	YES	NO	YES	NO	YES	NO
Amount in Tank gals.				Amount in Tank gals.			

Tank Capacity is 2500 gallons. *Tank Capacity is 2500 gallons.*

OWS DNAPL Recovery		
Amount of DNAPL drained from OWS placed in a 55 gallon drum	Cumulative Total for 2024	Cumulative Total
0.25 Gallons	0.5 Gallons	285.25 Gallons

Floor Sump					
Inspect and Clean Probe		Probe Works Correctly		Does Sump Need Cleaning	
YES	NO	YES	NO	YES	NO

Heaters and Air Ventilation					
Heat On		Heat Set At	Power Vent Roof Exhaust		Auto Set At?
YES	NO	65 °F	YES	NO	80 °F

Health and Safety									
HASP Onsite		First Aid kit Onsite		Eye Wash Working		Onsite Fire Extinguishers		Emergency Lighting Ok	
YES	NO	YES	NO	YES	NO	YES	NO	YES	NO

Drums Stored Inside the Building		
Drum Identification	Drum Contents	Accumulation Start Date
Drum #40	DNAPL	1/4/2024
Drum #41	PPE/Pads/Booms	1/4/2024

Comments:

System is running for 4 hours per day.

Pumped 1 gallons from PW-5

Monthly System Operation Record
Excelsior Avenue, Former MGP Site
Saratoga Springs, New York

Date: 2/7/2024 Technician: KL

Storm Sewer System			
Item	Checked		Comments
Manhole - 1	YES	NO	
Catch Basin - 2	YES	NO	
Catch Basin - 3	YES	NO	
Catch Basin - 4	YES	NO	
Catch Basin - 5	YES	NO	
Catch Basin - 5A	YES	NO	
Catch Basin - 6	YES	NO	
Catch Basin - 7	YES	NO	
Catch Basin - 8	YES	NO	
Catch Basin - 9	YES	NO	
Catch Basin - 11	YES	NO	
Catch Basin - 12	YES	NO	
Catch Basin - 13	YES	NO	
Catch Basin - 13A	YES	NO	
Catch Basin - 14	YES	NO	
Catch Basin - 15	YES	NO	

Asphalt Cap			
Item	Checked		Comments
Former MGP Site	YES	NO	

Old Red Spring			
Item	Checked		Comments
Fountain	YES	NO	

Security Fence			
Item	Checked		
Former MGP Site	YES	NO	

Vegetation			
Item	Checked		Comments
Former MGP Site	YES	NO	
Former Skating Rink	YES	NO	

NG Gas has an office trailer located by the substation building.
NG Warehouse has installed fencing to store transformers.

Monthly System Operation Record
Excelsior Avenue, Former MGP Site
Saratoga Springs, New York

Date: 1/4/2024 Time: 900

Technician: KL Weather: Cloudy 38

Building Security					
Main Gate Secure		Side Gate Secure		Building Secure	
YES	NO	YES	NO	YES	NO

System Operating		
Continuous Mode		Hours Per Day
YES	NO	4

System Discharge Meter		Saratoga Springs Meter	
Totalizer-Month	Gallons per minute	Cubic Feet	Gallons
4379.00	16.70	472112.69	3,531,403

Pumps

WELL ID.	DTW	DTP	DTB	Flow Rate	Vault Locked		Check Piping for Leaks		Check Control Panel		Pump Pulled and Cleaned		Due	Comments
PW-1	N/A	N/A	19.80	N/A gpm	YES	NO	YES	NO	YES	NO	YES	NO	*6/24*	
PW-2	N/A	N/A	19.00	N/A gpm	YES	NO	YES	NO	YES	NO	YES	NO	*6/24*	
PW-3	N/A	N/A	18.00	N/A gpm	YES	NO	YES	NO	YES	NO	YES	NO	*6/24*	
PW-4	N/A	N/A	15.70	N/A gpm	YES	NO	YES	NO	YES	NO	YES	NO	*6/24*	
PW-5	N/A	N/A	21.50	N/A gpm	YES	NO	YES	NO	YES	NO	YES	NO	*6/24*	

Pumps are removed from well, visual inspection and cleaned annually.

O/W Separator (OWS-100)													Holding Tank (HT-200)					
Visual Check for Leaks		Inspect and Clean Probes		Probes Work Correctly		Adjust Collection Weir		Change Top Sorbant Pad		Drain and Clean		Due	Visual Check for Leaks		Inspect and Clean Probes		Probes Work Correctly	
YES	NO	YES	NO	YES	NO	YES	NO	YES	NO	YES	NO	6/24	YES	NO	YES	NO	YES	NO
						As Needed.		*As Needed.*		*Annually.*							*Tank capacity is 380 gallons.*	

Transfer Pump TP-200				Bag Filters														
Check for Leaks		Check Motor		Bag Filter	Pressure (psi)		Check Filter		Change Filter		Add Sorbant Pads to Filter		Any DNAPL in the Bottom of the Filter		Check Pressure Switch		Spare Bag Filters
YES	NO	YES	NO		In	Out												
		Due: 6/24		BF-300	35.0	34.9	YES	NO	YES	NO	YES	NO	YES	NO	YES	NO	14
		Annually.		BF-301	n/a	n/a	YES	NO	YES	NO	YES	NO	YES	NO			

Metering Pumps										Sequestering/Biocide Drums				
Metering Pumps	Speed	Stroke	Clean Pump Head Assy.		Due	Clean Check Valve		Due	Check Tubing		Check for Leaks		Level In drum	Spare Drums on Site	
MP-600	25	40	YES	NO	06/24	YES	NO	06/24	YES	NO	YES	NO	1.0 inches	Redux 340	2
MP-601	25	40	YES	NO	06/24	YES	NO	06/24	YES	NO	YES	NO	5.0 inches	Redux 620	2
			Every 6 months.			*Every 6 months.*									

Carbon Vessels							Blower B-500						Odor Control Drum			
Carbon Vessels	Pressure (psi)		Check Vessel for Leaks		Check Hoses for Leaks		Operating Odor Control		Check for Leaks		Check Motor		Check for Leaks		Influent	Effluent
LGAC-300	PG-300	29.4	YES	NO	YES	NO	YES	NO	YES	NO	YES	NO	YES	NO	*N/A* ppm	*N/A* ppm
LGAC-301	PG-301	n/a	YES	NO	YES	NO					*Due: 6/24*					
LGAC-302	PG-302	20.0	YES	NO	YES	NO					*Annually.*					

Monthly System Operation Record
Excelsior Avenue, Former MGP Site
Saratoga Springs, New York

Date: 1/4/2024 Technician: KL

DNAPL Recovery and Storage Tank (HT-500)-Not Used					
Visual Check for leaks		Inspect and Clean Probes	Probes Work Correctly	Total Product in Tank	Cumulative Total
YES	NO	N/A	N/A	0 inches	0 gallons

Tank 1 - Not Used				***Tank 2 - Not Used***			
Tank Being Used		Visual Check for Leaks		Tank Being Used		Visual Check for Leaks	
YES	NO	YES	NO	YES	NO	YES	NO
Amount in Tank gals.				Amount in Tank gals.			

Tank Capacity is 2500 gallons. *Tank Capacity is 2500 gallons.*

OWS DNAPL Recovery		
Amount of DNAPL drained from OWS placed in a 55 gallon drum	Cumulative Total for 2024	Cumulative Total
0.25 Gallons	0.25 Gallons	285.00 Gallons

Floor Sump					
Inspect and Clean Probe		Probe Works Correctly		Does Sump Need Cleaning	
YES	NO	YES	NO	YES	NO

Heaters and Air Ventilation					
Heat On		Heat Set At	Power Vent Roof Exhaust		Auto Set At?
YES	NO	65 °F	YES	NO	80 °F

Health and Safety									
HASP Onsite		First Aid kit Onsite		Eye Wash Working		Onsite Fire Extinguishers		Emergency Lighting Ok	
YES	NO	YES	NO	YES	NO	YES	NO	YES	NO

Drums Stored Inside the Building		
Drum Identification	Drum Contents	Accumulation Start Date
Drum #40	DNAPL	1/4/2024
Drum #41	PPE/Pads/Booms	1/4/2024

Comments:

System is running for 4 hours per day.

Pumped 2 gallons from PW-5

Monthly System Operation Record
Excelsior Avenue, Former MGP Site
Saratoga Springs, New York

Date: 1/4/2024 Technician: KL

Storm Sewer System			
Item	Checked		Comments
Manhole - 1	YES	NO	
Catch Basin - 2	YES	NO	
Catch Basin - 3	YES	NO	
Catch Basin - 4	YES	NO	
Catch Basin - 5	YES	NO	
Catch Basin - 5A	YES	NO	
Catch Basin - 6	YES	NO	
Catch Basin - 7	YES	NO	
Catch Basin - 8	YES	NO	
Catch Basin - 9	YES	NO	
Catch Basin - 11	YES	NO	
Catch Basin - 12	YES	NO	
Catch Basin - 13	YES	NO	
Catch Basin - 13A	YES	NO	
Catch Basin - 14	YES	NO	
Catch Basin - 15	YES	NO	

Asphalt Cap			
Item	Checked		Comments
Former MGP Site	YES	NO	

Old Red Spring			
Item	Checked		Comments
Fountain	YES	NO	

Security Fence			
Item	Checked		
Former MGP Site	YES	NO	

Vegetation			
Item	Checked		Comments
Former MGP Site	YES	NO	
Former Skating Rink	YES	NO	

NG Gas has an office trailer located by the substation building.
NG Warehouse has installed fencing to store transformers.

Appendix B – Well/Piezometer Gauging Data

Monthly Well Data
Excelsior Avenue, Former MGP
Saratoga Springs, New York

WELL ID.	DTW	DTP	DTB	Comments
LTMP-01	9.09	NP	16.79	
LTMP-02	9.80	NP	19.10	
LTMP-2A	4.73	NP	15.00	
LTMP-03	6.51	NP	11.59	
LTMP-04	5.33	NP	11.25	
LTMP-05	3.54	NP	14.75	
LTMP-06	3.71	NP	14.46	
LTMP-14	5.41	NP	8.87	
LTMP-15	3.41	NP	11.17	
LTMW-01	5.95	NP	15.70	
LTMW-02	5.97	NP	13.53	
LTMW-03	5.55	NP	12.09	
LTMW-04	2.67	NP	12.56	
LTMW-05	3.23	NP	13.00	
LTMW-6A	5.62	NP	15.38	
LTMW-14	2.07	NP	17.78	
LTMW-15	3.98	NP	10.77	
LTMP-06A	6.30	NP	7.37	French drain piezometer
LTMP-14A	3.93	NP	8.87	French drain piezometer
LTMP-15A	5.58	NP	7.14	French drain piezometer
DW-1	4.84	NP	23.10	No DNAPL
DW-2	3.22	NP	15.80	No DNAPL
DW-3	4.62	NP	27.85	No DNAPL
DW-4	4.10	NP	25.50	No DNAPL
DW-5	3.48	NP	24.70	No DNAPL
DW-6	3.93	NP	28.30	No DNAPL
DW-7	4.50	NP	9.00	No DNAPL
MW-EPA-01R	3.87	NP	9.65	
MW-EPA-03R	4.40	NP	13.84	
LTMP-11	2.98	NP	14.25	
LTMP-12	N/M	NP	17.02	Car on well
LTMW-12	N/M	NP	20.10	Car on well
LTMP-13	N/M	N/M	22.90	Car on well
LTMW-13	6.75	NP	23.05	.

Containment

Well Id.	Well Elevation	DTW	Water Elevation	Positive Delta
LTMW-01	273.44	5.95	267.49	n/a
LTMW-14	268.08	2.07	266.01	3.77
LTMP-14	267.65	5.41	262.24	
LTMP-14A	267.86	3.93	263.93	1.48
Top Steel Sheet Wall	268.02			5.78
LTMW-6A	265.41	5.62	259.79	-1.59
LTMP-06	265.09	3.71	261.38	
LTMP-06A	264.54	6.30	258.24	-2.59
Top Steel Sheet Wall	265.48			4.10
LTMW-15	263.72	3.98	259.74	-0.17
LTMP-15	263.32	3.41	259.91	
LTMP-15A	263.34	5.58	257.76	2.17
Top Steel Sheet Wall	263.57			3.66
LTMW-05	262.57	3.23	259.34	0.55
LTMP-05	262.33	3.54	258.79	
LTMW-04	266.93	2.67	264.26	3.86
LTMP-04	265.73	5.33	260.40	
LTMW-03	269.36	5.55	263.81	2.12
LTMP-03	268.20	6.51	261.69	
LTMW-02	267.76	5.97	261.79	-0.10
LTMP-2A	266.62	4.73	261.89	
LTMP-11	265.54	2.98	262.56	2.00
Top Concrete Barrier Avg.	264.56			
LTMW-12	268.10	N/M	#VALUE!	#VALUE!
LTMP-12	267.41	N/M	#VALUE!	
Top Concrete Barrier Avg.	266.18			#VALUE!
LTMW-13	269.44	6.75	262.69	#VALUE!
LTMP-13	268.23	N/M	#VALUE!	
Top Concrete Barrier Avg.	265.28			#VALUE!

Monthly Well Data
Excelsior Avenue, Former MGP
Saratoga Springs, New York

WELL ID.	DTW	DTP	DTB	Comments
LTMP-01	9.19	NP	16.79	
LTMP-02	9.99	NP	19.10	
LTMP-2A	5.15	NP	15.00	
LTMP-03	6.82	NP	11.59	
LTMP-04	5.82	NP	11.25	
LTMP-05	3.92	NP	14.75	
LTMP-06	4.87	NP	14.46	
LTMP-14	6.18	NP	8.87	
LTMP-15	4.19	NP	11.17	
LTMW-01	5.98	NP	15.70	
LTMW-02	6.13	NP	13.53	
LTMW-03	6.57	NP	12.09	
LTMW-04	4.51	NP	12.56	
LTMW-05	4.32	NP	13.00	
LTMW-6A	5.49	NP	15.38	
LTMW-14	2.00	NP	17.78	
LTMW-15	4.27	NP	10.77	
LTMP-06A	6.34	NP	7.37	French drain piezometer
LTMP-14A	3.89	NP	8.87	French drain piezometer
LTMP-15A	5.28	NP	7.14	French drain piezometer
DW-1	5.23	NP	23.10	No DNAPL
DW-2	4.02	NP	15.80	No DNAPL
DW-3	5.02	NP	27.85	No DNAPL
DW-4	4.59	NP	25.50	No DNAPL
DW-5	3.99	NP	24.70	No DNAPL
DW-6	4.28	NP	28.30	No DNAPL
DW-7	5.06	NP	9.00	No DNAPL
MW-EPA-01R	4.52	NP	9.65	
MW-EPA-03R	4.31	NP	13.84	
LTMP-11	2.95	NP	14.25	
LTMP-12	5.46	NP	17.02	
LTMW-12	N/M	NP	20.10	under construction dumpster
LTMP-13	5.46	22.99	22.90	Trace on probe
LTMW-13	6.89	NP	23.05	.

Containment

Well Id.	Well Elevation	DTW	Water Elevation	Positive Delta
LTMW-01	273.44	5.98	267.46	n/a
LTMW-14	268.08	2.00	266.08	4.61
LTMP-14	267.65	6.18	261.47	
LTMP-14A	267.86	3.89	263.97	2.29
Top Steel Sheet Wall	268.02			6.55
LTMW-6A	265.41	5.49	259.92	-0.30
LTMP-06	265.09	4.87	260.22	
LTMP-06A	264.54	6.34	258.20	-1.47
Top Steel Sheet Wall	265.48			5.26
LTMW-15	263.72	4.27	259.45	0.32
LTMP-15	263.32	4.19	259.13	
LTMP-15A	263.34	5.28	258.06	1.09
Top Steel Sheet Wall	263.57			4.44
LTMW-05	262.57	4.32	258.25	-0.16
LTMP-05	262.33	3.92	258.41	
LTMW-04	266.93	4.51	262.42	2.51
LTMP-04	265.73	5.82	259.91	
LTMW-03	269.36	6.57	262.79	1.41
LTMP-03	268.20	6.82	261.38	
LTMW-02	267.76	6.13	261.63	0.16
LTMP-2A	266.62	5.15	261.47	
LTMP-11	265.54	2.95	262.59	1.97
Top Concrete Barrier Avg.	264.56			
LTMW-12	268.10	N/M	#VALUE!	#VALUE!
LTMP-12	267.41	5.46	261.95	
Top Concrete Barrier Avg.	266.18			4.23
LTMW-13	269.44	6.89	262.55	-0.22
LTMP-13	268.23	5.46	262.77	
Top Concrete Barrier Avg.	265.28			2.51

Monthly Well Data
Excelsior Avenue, Former MGP
Saratoga Springs, New York

WELL ID.	DTW	DTP	DTB	Comments
LTMP-01	9.01	NP	16.79	
LTMP-02	9.94	NP	19.10	
LTMP-2A	4.96	NP	15.00	
LTMP-03	6.67	NP	11.59	
LTMP-04	5.70	NP	11.25	
LTMP-05	3.93	NP	14.75	
LTMP-06	4.62	NP	14.46	
LTMP-14	5.77	NP	8.87	
LTMP-15	4.05	NP	11.17	
LTMW-01	6.03	NP	15.70	
LTMW-02	6.08	NP	13.53	
LTMW-03	6.20	NP	12.09	
LTMW-04	3.85	NP	12.56	
LTMW-05	4.03	NP	13.00	
LTMW-6A	5.55	NP	15.38	
LTMW-14	1.63	NP	17.78	
LTMW-15	4.30	NP	10.77	
LTMP-06A	6.33	NP	7.37	French drain piezometer
LTMP-14A	3.65	NP	8.87	French drain piezometer
LTMP-15A	5.56	NP	7.14	French drain piezometer
DW-1	5.15	NP	23.10	No DNAPL
DW-2	3.84	NP	15.80	No DNAPL
DW-3	4.91	NP	27.85	No DNAPL
DW-4	4.59	NP	25.50	No DNAPL
DW-5	3.94	NP	24.70	No DNAPL
DW-6	4.30	NP	28.30	No DNAPL
DW-7	4.82	NP	9.00	No DNAPL
MW-EPA-01R	4.34	NP	9.65	
MW-EPA-03R	4.26	NP	13.84	
LTMP-11	3.68	NP	14.25	
LTMP-12	4.50	NP	17.02	
LTMW-12	5.12	NP	20.10	
LTMP-13	5.61	22.90	22.90	Trace on probe
LTMW-13	6.18	NP	23.05	.

Containment

Well Id.	Well Elevation	DTW	Water Elevation	Positive Delta
LTMW-01	273.44	6.03	267.41	n/a
LTMW-14	268.08	1.63	266.45	4.57
LTMP-14	267.65	5.77	261.88	
LTMP-14A	267.86	3.65	264.21	2.12
Top Steel Sheet Wall	268.02			6.14
LTMW-6A	265.41	5.55	259.86	-0.61
LTMP-06	265.09	4.62	260.47	
LTMP-06A	264.54	6.33	258.21	-1.71
Top Steel Sheet Wall	265.48			5.01
LTMW-15	263.72	4.30	259.42	0.15
LTMP-15	263.32	4.05	259.27	
LTMP-15A	263.34	5.56	257.78	1.51
Top Steel Sheet Wall	263.57			4.30
LTMW-05	262.57	4.03	258.54	0.14
LTMP-05	262.33	3.93	258.40	
LTMW-04	266.93	3.85	263.08	3.05
LTMP-04	265.73	5.70	260.03	
LTMW-03	269.36	6.20	263.16	1.63
LTMP-03	268.20	6.67	261.53	
LTMW-02	267.76	6.08	261.68	0.02
LTMP-2A	266.62	4.96	261.66	
LTMP-11	265.54	3.68	261.86	2.70
Top Concrete Barrier Avg.	264.56			
LTMW-12	268.10	5.12	262.98	0.07
LTMP-12	267.41	4.50	262.91	
Top Concrete Barrier Avg.	266.18			3.27
LTMW-13	269.44	6.18	263.26	0.64
LTMP-13	268.23	5.61	262.62	
Top Concrete Barrier Avg.	265.28			2.66

Monthly Well Data
Excelsior Avenue, Former MGP
Saratoga Springs, New York

WELL ID.	DTW	DTP	DTB	Comments
LTMP-01	8.83	NP	16.79	
LTMP-02	9.80	NP	19.10	
LTMP-2A	4.85	NP	15.00	
LTMP-03	6.55	NP	11.59	
LTMP-04	5.59	NP	11.25	
LTMP-05	3.40	NP	14.75	
LTMP-06	4.35	NP	14.46	
LTMP-14	5.58	NP	8.87	
LTMP-15	3.90	NP	11.17	
LTMW-01	5.93	NP	15.70	
LTMW-02	6.00	NP	13.53	
LTMW-03	6.03	NP	12.09	
LTMW-04	3.54	NP	12.56	
LTMW-05	3.63	NP	13.00	
LTMW-6A	5.51	NP	15.38	
LTMW-14	1.41	NP	17.78	
LTMW-15	4.34	NP	10.77	
LTMP-06A	6.37	NP	7.37	French drain piezometer
LTMP-14A	3.49	NP	8.87	French drain piezometer
LTMP-15A	5.54	NP	7.14	French drain piezometer
DW-1	5.01	NP	23.10	No DNAPL
DW-2	3.67	NP	15.80	No DNAPL
DW-3	4.78	NP	27.85	No DNAPL
DW-4	4.39	NP	25.50	No DNAPL
DW-5	3.89	NP	24.70	No DNAPL
DW-6	4.11	NP	28.30	No DNAPL
DW-7	4.37	NP	9.00	No DNAPL
MW-EPA-01R	4.25	NP	9.65	
MW-EPA-03R	4.28	NP	13.84	
LTMP-11	2.86	NP	14.25	
LTMP-12	4.70	NP	17.02	
LTMW-12	5.51	NP	20.10	
LTMP-13	5.70	NP	22.90	Trace on probe
LTMW-13	5.99	NP	23.05	.

Containment

Well Id.	Well Elevation	DTW	Water Elevation	Positive Delta
LTMW-01	273.44	5.93	267.51	n/a
LTMW-14	268.08	1.41	266.67	4.60
LTMP-14	267.65	5.58	262.07	
LTMP-14A	267.86	3.49	264.37	2.09
Top Steel Sheet Wall	268.02			5.95
LTMW-6A	265.41	5.51	259.90	-0.84
LTMP-06	265.09	4.35	260.74	
LTMP-06A	264.54	6.37	258.17	-2.02
Top Steel Sheet Wall	265.48			4.74
LTMW-15	263.72	4.34	259.38	-0.04
LTMP-15	263.32	3.90	259.42	
LTMP-15A	263.34	5.54	257.80	1.64
Top Steel Sheet Wall	263.57			4.15
LTMW-05	262.57	3.63	258.94	0.01
LTMP-05	262.33	3.40	258.93	
LTMW-04	266.93	3.54	263.39	3.25
LTMP-04	265.73	5.59	260.14	
LTMW-03	269.36	6.03	263.33	1.68
LTMP-03	268.20	6.55	261.65	
LTMW-02	267.76	6.00	261.76	-0.01
LTMP-2A	266.62	4.85	261.77	
LTMP-11	265.54	2.86	262.68	1.88
Top Concrete Barrier Avg.	264.56			
LTMW-12	268.10	5.51	262.59	-0.12
LTMP-12	267.41	4.70	262.71	
Top Concrete Barrier Avg.	266.18			3.47
LTMW-13	269.44	5.99	263.45	0.92
LTMP-13	268.23	5.70	262.53	
Top Concrete Barrier Avg.	265.28			2.75

Monthly Well Data
Excelsior Avenue, Former MGP
Saratoga Springs, New York

WELL ID.	DTW	DTP	DTB	Comments
LTMP-01	8.78	NP	16.79	
LTMP-02	4.72	NP	19.10	
LTMP-2A	9.71	NP	15.00	
LTMP-03	6.49	NP	11.59	
LTMP-04	5.65	NP	11.25	
LTMP-05	3.78	NP	14.75	
LTMP-06	4.14	NP	14.46	
LTMP-14	5.37	NP	8.87	
LTMP-15	3.53	NP	11.17	
LTMW-01	5.93	NP	15.70	
LTMW-02	5.90	NP	13.53	
LTMW-03	5.75	NP	12.09	
LTMW-04	2.14	NP	12.56	
LTMW-05	3.01	NP	13.00	
LTMW-6A	5.39	NP	15.38	
LTMW-14	1.28	NP	17.78	
LTMW-15	4.20	NP	10.77	
LTMP-06A	6.39	NP	7.37	French drain piezometer
LTMP-14A	3.39	NP	8.87	French drain piezometer
LTMP-15A	5.51	NP	7.14	French drain piezometer
DW-1	4.86	NP	23.10	No DNAPL
DW-2	1.40	NP	15.80	No DNAPL
DW-3	4.66	NP	27.85	No DNAPL
DW-4	4.15	NP	25.50	No DNAPL
DW-5	3.43	NP	24.70	No DNAPL
DW-6	3.87	NP	28.30	No DNAPL
DW-7	4.44	NP	9.00	No DNAPL
MW-EPA-01R	3.92	NP	9.65	
MW-EPA-03R	4.21	NP	13.84	
LTMP-11	2.79	NP	14.25	
LTMP-12	4.66	NP	17.02	
LTMW-12	5.00	NP	20.10	
LTMP-13	5.62	22.74	22.90	
LTMW-13	6.61	NP	23.05	.

Containment

Well Id.	Well Elevation	DTW	Water Elevation	Positive Delta
LTMW-01	273.44	5.93	267.51	n/a
LTMW-14	268.08	1.28	266.80	4.52
LTMP-14	267.65	5.37	262.28	
LTMP-14A	267.86	3.39	264.47	1.98
Top Steel Sheet Wall	268.02			5.74
LTMW-6A	265.41	5.39	260.02	-0.93
LTMP-06	265.09	4.14	260.95	
LTMP-06A	264.54	6.39	258.15	-2.25
Top Steel Sheet Wall	265.48			4.53
LTMW-15	263.72	4.20	259.52	-0.27
LTMP-15	263.32	3.53	259.79	
LTMP-15A	263.34	5.51	257.83	1.98
Top Steel Sheet Wall	263.57			3.78
LTMW-05	262.57	3.01	259.56	1.01
LTMP-05	262.33	3.78	258.55	
LTMW-04	266.93	2.14	264.79	4.71
LTMP-04	265.73	5.65	260.08	
LTMW-03	269.36	5.75	263.61	1.90
LTMP-03	268.20	6.49	261.71	
LTMW-02	267.76	5.90	261.86	4.95
LTMP-2A	266.62	9.71	256.91	
LTMP-11	265.54	2.79	262.75	1.81
Top Concrete Barrier Avg.	264.56			
LTMW-12	268.10	5.00	263.10	0.35
LTMP-12	267.41	4.66	262.75	
Top Concrete Barrier Avg.	266.18			3.43
LTMW-13	269.44	6.61	262.83	0.22
LTMP-13	268.23	5.62	262.61	
Top Concrete Barrier Avg.	265.28			2.67

Monthly Well Data
Excelsior Avenue, Former MGP
Saratoga Springs, New York

WELL ID.	DTW	DTP	DTB	Comments
LTMP-01	8.70	NP	16.79	
LTMP-02	4.71	NP	19.10	
LTMP-2A	9.64	NP	15.00	
LTMP-03	6.47	NP	11.59	
LTMP-04	5.73	NP	11.25	
LTMP-05	3.62	NP	14.75	
LTMP-06	4.08	NP	14.46	
LTMP-14	5.38	NP	8.87	
LTMP-15	4.60	NP	11.17	
LTMW-01	5.82	NP	15.70	
LTMW-02	5.92	NP	13.53	
LTMW-03	5.73	NP	12.09	
LTMW-04	3.08	NP	12.56	
LTMW-05	3.42	NP	13.00	
LTMW-6A	5.33	NP	15.38	
LTMW-14	0.82	NP	17.78	
LTMW-15	1.08	NP	10.77	
LTMP-06A	5.55	NP	7.37	French drain piezometer
LTMP-14A	3.18	NP	8.87	French drain piezometer
LTMP-15A	5.57	NP	7.14	French drain piezometer
DW-1	4.90	NP	23.10	No DNAPL
DW-2	3.05	NP	15.80	No DNAPL
DW-3	5.07	NP	27.85	No DNAPL
DW-4	4.02	NP	25.50	No DNAPL
DW-5	3.45	NP	24.70	No DNAPL
DW-6	3.79	NP	28.30	No DNAPL
DW-7	4.37	NP	9.00	No DNAPL
LTMP-11	2.83	NP	14.25	
LTMP-12	4.58	NP	17.02	
LTMW-12	5.05	NP	20.10	
LTMP-13	5.62	22.74	22.90	
LTMW-13	6.09	NP	23.05	.

Containment

Well Id.	Well Elevation	DTW	Water Elevation	Positive Delta
LTMW-01	273.44	5.82	267.62	n/a
LTMW-14	268.08	0.82	267.26	4.99
LTMP-14	267.65	5.38	262.27	
LTMP-14A	267.86	3.18	264.68	2.20
Top Steel Sheet Wall	268.02			5.75
LTMW-6A	265.41	5.33	260.08	-0.93
LTMP-06	265.09	4.08	261.01	
LTMP-06A	264.54	5.55	258.99	-1.47
Top Steel Sheet Wall	265.48			4.47
LTMW-15	263.72	1.08	262.64	3.92
LTMP-15	263.32	4.60	258.72	
LTMP-15A	263.34	5.57	257.77	0.97
Top Steel Sheet Wall	263.57			4.85
LTMW-05	262.57	3.42	259.15	0.44
LTMP-05	262.33	3.62	258.71	
LTMW-04	266.93	3.08	263.85	3.85
LTMP-04	265.73	5.73	260.00	
LTMW-03	269.36	5.73	263.63	1.90
LTMP-03	268.20	6.47	261.73	
LTMW-02	267.76	5.92	261.84	4.86
LTMP-2A	266.62	9.64	256.98	
LTMP-11	265.54	2.83	262.71	1.85
Top Concrete Barrier Avg.	264.56			
LTMW-12	268.10	5.05	263.05	0.22
LTMP-12	267.41	4.58	262.83	
Top Concrete Barrier Avg.	266.18			3.35
LTMW-13	269.44	6.09	263.35	0.74
LTMP-13	268.23	5.62	262.61	
Top Concrete Barrier Avg.	265.28			2.67

Monthly Well Data
Excelsior Avenue, Former MGP
Saratoga Springs, New York

WELL ID.	DTW	DTP	DTB	Comments
LTMP-01	8.41	NP	16.79	
LTMP-02	9.47	NP	19.10	
LTMP-2A	4.75	NP	15.00	
LTMP-03	6.42	NP	11.59	
LTMP-04	5.78	NP	11.25	
LTMP-05	3.46	NP	14.75	
LTMP-06	3.68	NP	14.46	
LTMP-14	5.28	NP	8.87	
LTMP-15	3.42	NP	11.17	
LTMW-01	5.61	NP	15.70	
LTMW-02	6.02	NP	13.53	
LTMW-03	5.94	NP	12.09	
LTMW-04	3.62	NP	12.56	
LTMW-05	3.55	NP	13.00	
LTMW-6A	5.23	NP	15.38	
LTMW-14	0.45	NP	17.78	
LTMW-15	4.05	NP	10.77	
LTMP-06A	6.06	NP	7.37	French drain piezometer
LTMP-14A	3.11	NP	8.87	French drain piezometer
LTMP-15A	5.51	NP	7.14	French drain piezometer
DW-1	5.00	NP	23.10	No DNAPL
DW-2	3.85	NP	15.80	No DNAPL
DW-3	5.06	NP	27.85	No DNAPL
DW-4	3.86	NP	25.50	No DNAPL
DW-5	3.25	NP	24.70	No DNAPL
DW-6	3.69	NP	28.30	No DNAPL
DW-7	3.74	NP	9.00	No DNAPL
LTMP-11	3.78	NP	14.25	
LTMP-12	4.60	NP	17.02	
LTMW-12	5.06	NP	20.10	
LTMP-13	5.22	22.70	22.90	
LTMW-13	6.37	NP	23.05	

Containment

Well Id.	Well Elevation	DTW	Water Elevation	Positive Delta
LTMW-01	273.44	5.61	267.83	n/a
LTMW-14	268.08	0.45	267.63	5.26
LTMP-14	267.65	5.28	262.37	
LTMP-14A	267.86	3.11	264.75	2.17
Top Steel Sheet Wall	268.02			5.65
LTMW-6A	265.41	5.23	260.18	-1.23
LTMP-06	265.09	3.68	261.41	
LTMP-06A	264.54	6.06	258.48	-2.38
Top Steel Sheet Wall	265.48			4.07
LTMW-15	263.72	4.05	259.67	-0.23
LTMP-15	263.32	3.42	259.90	
LTMP-15A	263.34	5.51	257.83	2.09
Top Steel Sheet Wall	263.57			3.67
LTMW-05	262.57	3.55	259.02	0.15
LTMP-05	262.33	3.46	258.87	
LTMW-04	266.93	3.62	263.31	3.36
LTMP-04	265.73	5.78	259.95	
LTMW-03	269.36	5.94	263.42	1.64
LTMP-03	268.20	6.42	261.78	
LTMW-02	267.76	6.02	261.74	-0.13
LTMP-2A	266.62	4.75	261.87	
LTMP-11	265.54	3.78	261.76	2.80
Top Concrete Barrier Avg.	264.56			
LTMW-12	268.10	5.06	263.04	0.23
LTMP-12	267.41	4.60	262.81	
Top Concrete Barrier Avg.	266.18			3.37
LTMW-13	269.44	6.37	263.07	0.06
LTMP-13	268.23	5.22	263.01	
Top Concrete Barrier Avg.	265.28			2.27

Monthly Well Data
Excelsior Avenue, Former MGP
Saratoga Springs, New York

WELL ID.	DTW	DTP	DTB	Comments
LTMP-01	8.30	NP	16.79	
LTMP-02	4.35	NP	19.10	
LTMP-2A	9.28	NP	15.00	
LTMP-03	6.09	NP	11.59	
LTMP-04	5.35	NP	11.25	
LTMP-05	3.86	NP	14.75	
LTMP-06	2.43	NP	14.46	
LTMP-14	4.66	NP	8.87	
LTMP-15	2.44	NP	11.17	
LTMW-01	5.33	NP	15.70	
LTMW-02	5.67	NP	13.53	
LTMW-03	4.58	NP	12.09	
LTMW-04	1.69	NP	12.56	
LTMW-05	2.31	NP	13.00	
LTMW-6A	5.20	NP	15.38	
LTMW-14	0.25	NP	17.78	
LTMW-15	3.85	NP	10.77	
LTMP-06A	5.99	NP	7.37	French drain piezometer
LTMP-14A	3.06	NP	8.87	French drain piezometer
LTMP-15A	5.49	NP	7.14	French drain piezometer
DW-1	4.51	NP	23.10	No DNAPL
DW-2	0.85	NP	15.80	No DNAPL
DW-3	4.78	NP	27.85	No DNAPL
DW-4	4.34	NP	25.50	No DNAPL
DW-5	3.38	NP	24.70	No DNAPL
DW-6	3.24	NP	28.30	No DNAPL
DW-7	3.23	NP	9.00	No DNAPL
LTMP-11	2.73	NP	14.25	
LTMP-12	4.60	NP	17.02	
LTMW-12	4.49	NP	20.10	
LTMP-13	5.75	22.70	22.90	
LTMW-13	5.73	NP	23.05	

Containment

Well Id.	Well Elevation	DTW	Water Elevation	Positive Delta
LTMW-01	273.44	5.33	268.11	n/a
LTMW-14	268.08	0.25	267.83	4.84
LTMP-14	267.65	4.66	262.99	
LTMP-14A	267.86	3.06	264.80	1.60
Top Steel Sheet Wall	268.02			5.03
LTMW-6A	265.41	5.20	260.21	-2.45
LTMP-06	265.09	2.43	262.66	
LTMP-06A	264.54	5.99	258.55	-3.56
Top Steel Sheet Wall	265.48			2.82
LTMW-15	263.72	3.85	259.87	-1.01
LTMP-15	263.32	2.44	260.88	
LTMP-15A	263.34	5.49	257.85	3.05
Top Steel Sheet Wall	263.57			2.69
LTMW-05	262.57	2.31	260.26	1.79
LTMP-05	262.33	3.86	258.47	
LTMW-04	266.93	1.69	265.24	4.86
LTMP-04	265.73	5.35	260.38	
LTMW-03	269.36	4.58	264.78	2.67
LTMP-03	268.20	6.09	262.11	
LTMW-02	267.76	5.67	262.09	4.75
LTMP-2A	266.62	9.28	257.34	
LTMP-11	265.54	2.73	262.81	1.75
Top Concrete Barrier Avg.	264.56			
LTMW-12	268.10	4.49	263.61	0.80
LTMP-12	267.41	4.60	262.81	
Top Concrete Barrier Avg.	266.18			3.37
LTMW-13	269.44	5.73	263.71	1.23
LTMP-13	268.23	5.75	262.48	
Top Concrete Barrier Avg.	265.28			2.80

Monthly Well Data
Excelsior Avenue, Former MGP
Saratoga Springs, New York

WELL ID.	DTW	DTP	DTB	Comments
LTMP-01	8.17	NP	16.79	
LTMP-02	4.41	NP	19.10	
LTMP-2A	9.18	NP	15.00	
LTMP-03	6.07	NP	11.59	
LTMP-04	4.97	NP	11.25	
LTMP-05	2.94	NP	14.75	
LTMP-06	2.27	NP	14.46	
LTMP-14	4.22	NP	8.87	
LTMP-15	2.52	NP	11.17	
LTMW-01	3.20	NP	15.70	
LTMW-02	5.77	NP	13.53	
LTMW-03	4.37	NP	12.09	
LTMW-04	2.16	NP	12.56	
LTMW-05	2.51	NP	13.00	
LTMW-6A	5.26	NP	15.38	
LTMW-14	0.47	NP	17.78	
LTMW-15	3.91	NP	10.77	
LTMP-06A	5.97	NP	7.37	French drain piezometer
LTMP-14A	3.18	NP	8.87	French drain piezometer
LTMP-15A	5.79	NP	7.14	French drain piezometer
DW-1	4.70	NP	23.10	No DNAPL
DW-2	2.68	NP	15.80	No DNAPL
DW-3	4.78	NP	27.85	No DNAPL
DW-4	3.54	NP	25.50	No DNAPL
DW-5	3.25	NP	24.70	No DNAPL
DW-6	3.31	NP	28.30	No DNAPL
DW-7	2.98	NP	9.00	No DNAPL
LTMP-11	2.85	NP	14.25	
LTMP-12	4.73	NP	17.02	
LTMW-12	4.75	NP	20.10	
LTMP-13	5.86	22.42	22.90	
LTMW-13	5.78	NP	23.05	

Containment

Well Id.	Well Elevation	DTW	Water Elevation	Positive Delta
LTMW-01	273.44	3.20	270.24	n/a
LTMW-14	268.08	0.47	267.61	4.18
LTMP-14	267.65	4.22	263.43	
LTMP-14A	267.86	3.18	264.68	1.04
Top Steel Sheet Wall	268.02			4.59
LTMW-6A	265.41	5.26	260.15	-2.67
LTMP-06	265.09	2.27	262.82	
LTMP-06A	264.54	5.97	258.57	-3.70
Top Steel Sheet Wall	265.48			2.66
LTMW-15	263.72	3.91	259.81	-0.99
LTMP-15	263.32	2.52	260.80	
LTMP-15A	263.34	5.79	257.55	3.27
Top Steel Sheet Wall	263.57			2.77
LTMW-05	262.57	2.51	260.06	0.67
LTMP-05	262.33	2.94	259.39	
LTMW-04	266.93	2.16	264.77	4.01
LTMP-04	265.73	4.97	260.76	
LTMW-03	269.36	4.37	264.99	2.86
LTMP-03	268.20	6.07	262.13	
LTMW-02	267.76	5.77	261.99	4.55
LTMP-2A	266.62	9.18	257.44	
LTMP-11	265.54	2.85	262.69	1.87
Top Concrete Barrier Avg.	264.56			
LTMW-12	268.10	4.75	263.35	0.67
LTMP-12	267.41	4.73	262.68	
Top Concrete Barrier Avg.	266.18			3.50
LTMW-13	269.44	5.78	263.66	1.29
LTMP-13	268.23	5.86	262.37	
Top Concrete Barrier Avg.	265.28			2.91

Monthly Well Data
Excelsior Avenue, Former MGP
Saratoga Springs, New York

WELL ID.	DTW	DTP	DTB	Comments
LTMP-01	8.66	NP	16.79	
LTMP-02	4.56	NP	19.10	
LTMP-2A	9.57	NP	15.00	
LTMP-03	6.09	NP	11.59	
LTMP-04	5.56	NP	11.25	
LTMP-05	3.12	NP	14.75	
LTMP-06	2.72	NP	14.46	
LTMP-14	4.98	NP	8.87	
LTMP-15	2.33	NP	11.17	
LTMW-01	5.54	NP	15.70	
LTMW-02	5.82	NP	13.53	
LTMW-03	5.22	NP	12.09	
LTMW-04	1.84	NP	12.56	
LTMW-05	2.53	NP	13.00	
LTMW-6A	5.23	NP	15.38	
LTMW-14	0.80	NP	17.78	
LTMW-15	5.11	NP	10.77	
LTMP-06A	6.00	NP	7.37	French drain piezometer
LTMP-14A	3.24	NP	8.87	French drain piezometer
LTMP-15A	4.50	NP	7.14	French drain piezometer
DW-1	4.00	NP	23.10	No DNAPL
DW-2	5.60	NP	15.80	No DNAPL
DW-3	0.81	NP	27.85	No DNAPL
DW-4	4.44	NP	25.50	No DNAPL
DW-5	2.2.	NP	24.70	No DNAPL
DW-6	3.54	NP	28.30	No DNAPL
DW-7	3.62	NP	9.00	No DNAPL
LTMP-11	2.91	NP	14.25	
LTMP-12	4.79	NP	17.02	
LTMW-12	4.29	NP	20.10	
LTMP-13	5.79	22.51	22.90	
LTMW-13	6.37	NP	23.05	

Containment

Well Id.	Well Elevation	DTW	Water Elevation	Positive Delta
LTMW-01	273.44	5.54	267.90	n/a
LTMW-14	268.08	0.80	267.28	4.61
LTMP-14	267.65	4.98	262.67	
LTMP-14A	267.86	3.24	264.62	1.74
Top Steel Sheet Wall	268.02			5.35
LTMW-6A	265.41	5.23	260.18	-2.19
LTMP-06	265.09	2.72	262.37	
LTMP-06A	264.54	6.00	258.54	-3.28
Top Steel Sheet Wall	265.48			3.11
LTMW-15	263.72	5.11	258.61	-2.38
LTMP-15	263.32	2.33	260.99	
LTMP-15A	263.34	4.50	258.84	2.17
Top Steel Sheet Wall	263.57			2.58
LTMW-05	262.57	2.53	260.04	0.83
LTMP-05	262.33	3.12	259.21	
LTMW-04	266.93	1.84	265.09	4.92
LTMP-04	265.73	5.56	260.17	
LTMW-03	269.36	5.22	264.14	2.03
LTMP-03	268.20	6.09	262.11	
LTMW-02	267.76	5.82	261.94	4.89
LTMP-2A	266.62	9.57	257.05	
LTMP-11	265.54	2.91	262.63	1.93
Top Concrete Barrier Avg.	264.56			
LTMW-12	268.10	4.29	263.81	1.19
LTMP-12	267.41	4.79	262.62	
Top Concrete Barrier Avg.	266.18			3.56
LTMW-13	269.44	6.37	263.07	0.63
LTMP-13	268.23	5.79	262.44	
Top Concrete Barrier Avg.	265.28			2.84

Monthly Well Data
Excelsior Avenue, Former MGP
Saratoga Springs, New York

WELL ID.	DTW	DTP	DTB	Comments
LTMP-01	8.52	NP	16.79	
LTMP-02	4.57	NP	19.10	
LTMP-2A	9.50	NP	15.00	
LTMP-03	6.29	NP	11.59	
LTMP-04	5.45	NP	11.25	
LTMP-05	2.98	NP	14.75	
LTMP-06	3.03	NP	14.46	
LTMP-14	4.99	NP	8.87	
LTMP-15	3.03	NP	11.17	
LTMW-01	5.34	NP	15.70	
LTMW-02	5.39	NP	13.53	
LTMW-03	4.87	NP	12.09	
LTMW-04	2.49	NP	12.56	
LTMW-05	2.86	NP	13.00	
LTMW-6A	5.37	NP	15.38	
LTMW-14	1.00	NP	17.78	
LTMW-15	4.14	NP	10.77	
LTMP-06A	6.09	NP	7.37	French drain piezometer
LTMP-14A	3.45	NP	8.87	French drain piezometer
LTMP-15A	5.52	NP	7.14	French drain piezometer
DW-1	4.73	NP	23.10	No DNAPL
DW-2	3.45	NP	15.80	No DNAPL
DW-3	4.54	NP	27.85	No DNAPL
DW-4	3.80	NP	25.50	No DNAPL
DW-5	3.73	NP	24.70	No DNAPL
DW-6	3.19	NP	28.30	No DNAPL
DW-7	3.34	NP	9.00	No DNAPL
LTMP-11	3.07	NP	14.25	
LTMP-12	4.93	NP	17.02	
LTMW-12	4.83	NP	20.10	
LTMP-13	6.03	22.90	22.90	
LTMW-13	6.15	NP	23.05	

Containment

Well Id.	Well Elevation	DTW	Water Elevation	Positive Delta
LTMW-01	273.44	5.34	268.10	n/a
LTMW-14	268.08	1.00	267.08	4.42
LTMP-14	267.65	4.99	262.66	
LTMP-14A	267.86	3.45	264.41	1.54
Top Steel Sheet Wall	268.02			5.36
LTMW-6A	265.41	5.37	260.04	-2.02
LTMP-06	265.09	3.03	262.06	
LTMP-06A	264.54	6.09	258.45	-3.06
Top Steel Sheet Wall	265.48			3.42
LTMW-15	263.72	4.14	259.58	-0.71
LTMP-15	263.32	3.03	260.29	
LTMP-15A	263.34	5.52	257.82	2.49
Top Steel Sheet Wall	263.57			3.28
LTMW-05	262.57	2.86	259.71	0.36
LTMP-05	262.33	2.98	259.35	
LTMW-04	266.93	2.49	264.44	4.16
LTMP-04	265.73	5.45	260.28	
LTMW-03	269.36	4.87	264.49	2.58
LTMP-03	268.20	6.29	261.91	
LTMW-02	267.76	5.39	262.38	5.26
LTMP-2A	266.62	9.50	257.12	
LTMP-11	265.54	3.07	262.47	2.09
Top Concrete Barrier Avg.	264.56			
LTMW-12	268.10	4.83	263.27	0.79
LTMP-12	267.41	4.93	262.48	
Top Concrete Barrier Avg.	266.18			3.70
LTMW-13	269.44	6.15	263.29	1.09
LTMP-13	268.23	6.03	262.20	
Top Concrete Barrier Avg.	265.28			3.08

Monthly Well Data
Excelsior Avenue, Former MGP
Saratoga Springs, New York

WELL ID.	DTW	DTP	DTB	Comments
LTMP-01	8.69	NP	16.79	
LTMP-02	4.66	NP	19.10	
LTMP-2A	9.60	NP	15.00	
LTMP-03	6.40	NP	11.59	
LTMP-04	5.61	NP	11.25	
LTMP-05	3.49	NP	14.75	
LTMP-06	3.29	NP	14.46	
LTMP-14	5.21	NP	8.87	
LTMP-15	3.19	NP	11.17	
LTMW-01	5.72	NP	15.70	
LTMW-02	5.90	NP	13.53	
LTMW-03	5.22	NP	12.09	
LTMW-04	2.62	NP	12.56	
LTMW-05	3.09	NP	13.00	
LTMW-6A	5.41	NP	15.38	
LTMW-14	1.78	NP	17.78	
LTMW-15	4.09	NP	10.77	
LTMP-06A	6.08	NP	7.37	French drain piezometer
LTMP-14A	3.87	NP	8.87	French drain piezometer
LTMP-15A	5.55	NP	7.14	French drain piezometer
DW-1	4.87	NP	23.10	No DNAPL
DW-2	3.28	NP	15.80	No DNAPL
DW-3	4.94	NP	27.85	No DNAPL
DW-4	3.91	NP	25.50	No DNAPL
DW-5	3.48	NP	24.70	No DNAPL
DW-6	3.77	NP	28.30	No DNAPL
DW-7	3.55	NP	9.00	No DNAPL
LTMP-11	3.04	NP	14.25	
LTMP-12	4.94	NP	17.02	
LTMW-12	5.00	NP	20.10	
LTMP-13	5.98	22.90	22.90	
LTMW-13	6.36	NP	23.05	

Containment

Well Id.	Well Elevation	DTW	Water Elevation	Positive Delta
LTMW-01	273.44	5.72	267.72	n/a
LTMW-14	268.08	1.78	266.30	3.86
LTMP-14	267.65	5.21	262.44	
LTMP-14A	267.86	3.87	263.99	1.34
Top Steel Sheet Wall	268.02			5.58
LTMW-6A	265.41	5.41	260.00	-1.80
LTMP-06	265.09	3.29	261.80	
LTMP-06A	264.54	6.08	258.46	-2.79
Top Steel Sheet Wall	265.48			3.68
LTMW-15	263.72	4.09	259.63	-0.50
LTMP-15	263.32	3.19	260.13	
LTMP-15A	263.34	5.55	257.79	2.36
Top Steel Sheet Wall	263.57			3.44
LTMW-05	262.57	3.09	259.48	0.64
LTMP-05	262.33	3.49	258.84	
LTMW-04	266.93	2.62	264.31	4.19
LTMP-04	265.73	5.61	260.12	
LTMW-03	269.36	5.22	264.14	2.34
LTMP-03	268.20	6.40	261.80	
LTMW-02	267.76	5.90	261.86	4.84
LTMP-2A	266.62	9.60	257.02	
LTMP-11	265.54	3.04	262.50	2.06
Top Concrete Barrier Avg.	264.56			
LTMW-12	268.10	5.00	263.10	0.63
LTMP-12	267.41	4.94	262.47	
Top Concrete Barrier Avg.	266.18			3.71
LTMW-13	269.44	6.36	263.08	0.83
LTMP-13	268.23	5.98	262.25	
Top Concrete Barrier Avg.	265.28			3.03

Appendix C – Well Sampling Field Data

Well ID.	Sample?	Well Size	DTW	DTP	DTB	Comments
LTMP-01	no	2"	8.69		16.79	
LTMP-02	no	2"	4.66		19.10	
LTMP-2A	no	2"	9.60		15.00	
LTMP-03	no	2"	6.40		11.59	
LTMP-04	no	2"	5.61		11.25	
LTMP-05	no	2"	3.49		14.75	
LTMP-06	no	2"	3.29		14.46	
LTMP-14	no	2"	5.21		8.87	
LTMP-15	no	2"	3.19		11.17	
LTMW-01	yes	2"	5.72		15.70	
LTMW-02	yes	2"	5.90		13.53	Duplicate Sample
LTMW-03	yes	2"	5.22		12.09	
LTMW-04	yes	2"	2.62		12.56	MS/MSD
LTMW-05	yes	2"	3.09		13.00	
LTMW-6A	yes	2"	5.41		15.38	
LTMW-14	yes	2"	1.75		17.78	
LTMW-15	yes	2"	4.09		10.77	
LTMP-06A	no	2"	6.68		7.37	
LTMP-14A	no	2"	3.87		8.87	
LTMP-15A	no	2"	5.55		7.14	
DW-1	no	8"	4.87		23.10	
DW-2	no	8"	3.20		15.80	
DW-3	no	8"	4.94		27.85	
DW-4	no	8"	3.91		25.50	
DW-5	no	8"	3.78		24.70	
DW-6	no	8"	3.77		28.30	
DW-7	no	10"	3.55		9.00	
LTMP-11	no	2"	3.04		14.25	
MW-EPA-02	no	n/a	n/a	n/a	n/a	well decommissioned
LTMP-12	no	2"	4.94		17.02	
LTMW-12	yes	2"	5.00		20.10	
LTMP-13	no	2"	5.98	22.90	22.90	
LTMW-13	yes	2"	6.36		23.05	
ORS	yes	n/a	n/a	-	n/a	
MH-1	yes	n/a	n/a	-	n/a	

National Grid
Excelsior Ave, Former MGP Site, Saratoga Springs, New York

Sampling Personnel: Pete Lyon
Job Number: 0603400-128660-221
Well Id. **LTMW-01**

Date: 1/4/21
Weather: Sunny 35°
Time In: 1300 Time Out: 1340

Well Information

		TOC	Other
Depth to Water:	(feet)	5.72	
Depth to Bottom:	(feet)	15.70	
Depth to Product:	(feet)	-	
Length of Water Column:	(feet)	9.98	
Volume of Water in Well:	(gal)	1.59	
Three Well Volumes:	(gal)	4.77	

Well Type: Flushmount [X] Stick-Up [ ]
Well Locked: Yes [ ] No [X]
Measuring Point Marked: Yes [X] No [ ]
Well Material: PVC [X] SS [ ] Other:
Well Diameter: 1" [ ] 2" [X] Other:
Comments:

Purging Information

Purging Method:	Bailer [ ]	Peristaltic [ ]	Well Wizard Dedicated Pump [X]		
Tubing/Bailer Material:	Teflon [ ]	Stainless St. [ ]	Polyethylene [X]	other [ ]	
Sampling Method:	Bailer [ ]	Peristaltic [ ]	Well Wizard Dedicated Pump [X]		

Average Pumping Rate:	(ml/min)	200
Duration of Pumping:	(min)	60
Total Volume Removed:	(gal)	2

Did well go dry? Yes [ ] No [X]

Horiba U-52 Water Quality Meter Used? Yes [X] No [ ]

Conversion Factors				
gal/ft. of water	1" ID	2" ID	4" ID	6" ID
	0.04	0.16	0.66	1.47
1 gallon=3.785L=3785mL=1337cu. feet				

Time	DTW (feet)	Temp (°C)	pH (S.U.)	ORP (mV)	Conductivity (mS/cm)	Turbidity (NTU)	DO (mg/L)	TDS (g/L)
1305	5.77	11.65	2.47	117	1.29	42.6	3.87	0.835
1310	3.83	12.89	2.45	124	1.97	362	1.46	1.27
1315	6.90	12.78	2.45	127	2.06	309	1.41	1.32
1320	2.68	13.07	2.45	130	2.12	209	1.39	1.35
1325	2.08	13.05	2.44	131	2.13	149	1.31	1.36
1330	2.31	13.02	2.44	133	2.13	106	1.31	1.36
1335	2.47	12.84	2.44	134	2.13	69.9	1.22	1.37

Sampling Information:

EPA SW-846 Method 8270 SVOC's PAH's
EPA SW-846 Method 8260 VOC's BTEX

2 - 250 mL amber Yes [X] No [ ]
3 - 40 mL vials Yes [X] No [ ]

Sample ID: **LTMW-01-0124**
Sample Time: 1335

Duplicate? Yes [ ] No [X]
MS/MSD? Yes [ ] No [X]

Shipped: Syracuse Service Center [ ]
Fed-Ex [ ] Courier [ ]

Laboratory: Eurofins Amherst, NY

Comments/Notes:

National Grid
Excelsior Ave, Former MGP Site, Saratoga Springs, New York

Sampling Personnel: G. Ernst
Date: 1/4/24
Job Number: 0603400-128660-221
Weather: PT Cloudy 30°s
Well Id. **LTMW-02**
Time In: 12:35 Time Out: 1320

Well Information

		TOC	Other
Depth to Water:	(feet)	5.90	
Depth to Bottom:	(feet)	13.53	
Depth to Product:	(feet)	NP	
Length of Water Column:	(feet)	7.63	
Volume of Water in Well:	(gal)	1.22	
Three Well Volumes:	(gal)	3.7	

Well Type: Flushmount [X] Stick-Up [ ]
Well Locked: Yes [X] No [ ]
Measuring Point Marked: Yes [X] No [ ]
Well Material: PVC [X] SS [ ] Other:
Well Diameter: 1" [ ] 2" [X] Other:
Comments:

Purging Information

Purging Method:	Bailer [ ]	Peristaltic [ ]	Well Wizard Dedicated Pump [X]	
Tubing/Bailer Material:	Teflon [ ]	Stainless St. [ ]	Polyethylene [X]	other [ ]
Sampling Method:	Bailer [ ]	Peristaltic [ ]	Well Wizard Dedicated Pump [X]	

Average Pumping Rate:	(ml/min)	200
Duration of Pumping:	(min)	30
Total Volume Removed:	(gal)	2.0

Did well go dry? Yes [ ] No [X]

Horiba U-52 Water Quality Meter Used? Yes [X] No [ ]

Conversion Factors				
gal/ft. of water	1" ID	2" ID	4" ID	6" ID
	0.04	0.16	0.66	1.47
1 gallon=3.785L=3785mL=1337cu. feet				

Time	DTW (feet)	Temp (°C)	pH (S.U.)	ORP (mV)	Conductivity (mS/cm)	Turbidity (NTU)	DO (mg/L)	TDS (g/L)
1240	5.90	9.97	7.70	44	1.58	417	4.24	1.03
1245	5.92	11.13	7.45	33	2.34	138	1.05	1.50
1250	5.92	10.74	7.50	35	1.82	43.1	2.13	1.15
1255	5.92	10.32	7.57	40	1.21	14.3	2.56	0.770
1300	5.92	10.14	7.58	52	1.01	6.5	2.59	0.647
1305	5.92	10.11	7.57	63	0.971	5.4	2.63	0.621
1310	5.92	10.08	7.57	71	0.947	4.3	2.63	0.605

Sampling Information:

PA SW-846 Method 8270 SVOC's PAH's — 4 - 250 mL amber — Yes [X] No [ ]
PA SW-846 Method 8260 VOC's BTEX — 6 - 40 mL vials — Yes [X] No [ ]

Field Duplicate-0124

Sample ID: **LTMW-02-0124** Duplicate? Yes [X] No [ ]
Sample Time: 1315 MS/MSD? Yes [ ] No [X]

Shipped: Syracuse Service Center [ ] Fed-Ex [ ] Courier [ ]

Comments/Notes:

Laboratory: Eurofins Amherst, NY

National Grid
Excelsior Ave, Former MGP Site, Saratoga Springs, New York

Sampling Personnel: G. Ernst
Job Number: 0603400-128660-221
Well Id. **LTMW-03**

Date: 1/4/24 (PT Cloudy 30°s)
Weather:
Time In: 1150 Time Out: 1235

Well Information

		TOC	Other
Depth to Water:	(feet)	5.22	
Depth to Bottom:	(feet)	12.09	
Depth to Product:	(feet)	NP	
Length of Water Column:	(feet)	6.87	
Volume of Water in Well:	(gal)	1.10	
Three Well Volumes:	(gal)	3.3	

Well Type: Flushmount [X] Stick-Up [ ]
Well Locked: Yes [X] No [ ]
Measuring Point Marked: Yes [X] No [ ]
Well Material: PVC [X] SS [ ] Other:
Well Diameter: 1" [ ] 2" [X] Other:
Comments:

Purging Information

Purging Method:		Bailer [ ]	Peristaltic [ ]	Well Wizard Dedicated Pump [X]	
Tubing/Bailer Material:		Teflon [ ]	Stainless St. [ ]	Polyethylene [X]	other [ ]
Sampling Method:		Bailer [ ]	Peristaltic [ ]	Well Wizard Dedicated Pump [X]	
Average Pumping Rate:	(ml/min)	200			
Duration of Pumping:	(min)	30			
Total Volume Removed:	(gal)	2.0			

Did well go dry? Yes [ ] No [X]

Horiba U-52 Water Quality Meter Used? Yes [X] No [ ]

Conversion Factors				
gal/ft. of water	1" ID	2" ID	4" ID	6" ID
	0.04	0.16	0.66	1.47
1 gallon=3.785L=3785mL=1337cu. feet				

Time	DTW (feet)	Temp (°C)	pH (S.U.)	ORP (mV)	Conductivity (mS/cm)	Turbidity (NTU)	DO (mg/L)	TDS (g/L)
1155	5.32	9.07	7.23	82	2.13	9.1	5.54	1.38
1200	5.77	9.87	7.23	75	2.15	6.4	3.10	1.37
1205	5.91	10.15	7.22	69	2.13	4.2	2.12	1.36
1210	6.08	10.20	7.22	46	2.12	3.3	1.69	1.35
1215	6.22	10.31	7.25	14	2.09	1.7	1.28	1.34
1220	6.35	10.20	7.26	-3	2.07	1.4	1.06	1.33
1225	6.40	10.21	7.27	-13	2.07	1.0	1.16	1.33

Sampling Information:

EPA SW-846 Method 8270 SVOC's PAH's
EPA SW-846 Method 8260 VOC's BTEX

2 - 250 mL amber Yes [X] No [ ]
3 - 40 mL vials Yes [X] No [ ]

Sample ID: **LTMW-03-0124** Duplicate? Yes [ ] No [X]
Sample Time: 1230 MS/MSD? Yes [ ] No [X]

Shipped: Syracuse Service Center [ ]
Fed-Ex [ ] Courier [ ]

Comments/Notes:

Laboratory: Eurofins Amherst, NY

National Grid
Excelsior Ave, Former MGP Site, Saratoga Springs, New York

Sampling Personnel: G. Ernst
Date: 1/4/24
Job Number: 0603400-128660-221
Weather: pt Cloudy 30°s
Well Id. **LTMW-04**
Time In: 1100 Time Out: 1150

Well Information

		TOC	Other
Depth to Water:	(feet)	2.62	
Depth to Bottom:	(feet)	12.56	
Depth to Product:	(feet)	NP	
Length of Water Column:	(feet)	9.94	
Volume of Water in Well:	(gal)	1.59	
Three Well Volumes:	(gal)	4.8	

Well Type: Flushmount [X] Stick-Up [ ]
Well Locked: Yes [X] No [ ]
Measuring Point Marked: Yes [X] No [ ]
Well Material: PVC [X] SS [ ] Other:
Well Diameter: 1" [ ] 2" [X] Other:
Comments:

Purging Information

Purging Method:		Bailer [ ]	Peristaltic [ ]	Well Wizard Dedicated Pump [X]	
Tubing/Bailer Material:		Teflon [ ]	Stainless St. [ ]	Polyethylene [X]	other [ ]
Sampling Method:		Bailer [ ]	Peristaltic [ ]	Well Wizard Dedicated Pump [X]	
Average Pumping Rate:	(ml/min)	200			
Duration of Pumping:	(min)	30			
Total Volume Removed:	(gal)	2.0	Did well go dry?	Yes [ ]	No [X]

Horiba U-52 Water Quality Meter Used? Yes [X] No [ ]

Conversion Factors				
gal/ft. of water	1" ID	2" ID	4" ID	6" ID
	0.04	0.16	0.66	1.47
1 gallon=3.785L=3785mL=1337cu. feet				

Time	DTW (feet)	Temp (°C)	pH (S.U.)	ORP (mV)	Conductivity (mS/cm)	Turbidity (NTU)	DO (mg/L)	TDS (g/L)
1105	3.03	8.39	7.27	-287	0.707	51.4	7.30	0.458
1110	3.28	9.37	7.21	-286	0.756	24.0	7.90	0.485
1115	3.30	9.74	7.20	-286	0.776	12.0	7.98	0.497
1120	3.30	9.83	7.18	-285	0.791	8.4	7.82	0.506
1125	3.30	9.95	7.19	-285	0.794	5.8	7.45	0.508
1130	3.29	9.99	7.17	-285	0.802	5.0	7.14	0.513
1135	3.29	9.94	7.18	-288	0.805	3.6	6.86	0.515

Sampling Information:

EPA SW-846 Method 8270 SVOC's PAH's — 6 - 250 mL amber — Yes [X] No [ ]
EPA SW-846 Method 8260 VOC's BTEX — 9 - 40 mL vials — Yes [X] No [ ]

LTMW-04-MS-0124 and LTMW-04-MSD-0124

Sample ID: **LTMW-04-0124** Duplicate? Yes [ ] No [X]
Sample Time: 1140 MS/MSD? Yes [X] No [ ]

Shipped: Syracuse Service Center [ ]
Fed-Ex [ ] Courier [ ]

Comments/Notes:

Laboratory: Eurofins Amherst, NY

National Grid
Excelsior Ave, Former MGP Site, Saratoga Springs, New York

Sampling Personnel: G. Elust
Date: 1/4/24
Job Number: 0603400-128660-221
Weather: PT Cloudy 30°S
Well Id. **LTMW-05**
Time In: 1000 Time Out: 1100

Well Information

		TOC	Other
Depth to Water:	(feet)	3.09	
Depth to Bottom:	(feet)	13.00	
Depth to Product:	(feet)	NP	
Length of Water Column:	(feet)	9.91	
Volume of Water in Well:	(gal)	1.59	
Three Well Volumes:	(gal)	4.8	

Well Type: Flushmount [X] Stick-Up [ ]
Well Locked: Yes [X] No [ ]
Measuring Point Marked: Yes [X] No [ ]
Well Material: PVC [X] SS [ ] Other:
Well Diameter: 1" [ ] 2" [X] Other:
Comments:

Purging Information

Purging Method:	Bailer [ ]	Peristaltic [ ]	Well Wizard Dedicated Pump [X]	
Tubing/Bailer Material:	Teflon [ ]	Stainless St. [ ]	Polyethylene [X]	other [ ]
Sampling Method:	Bailer [ ]	Peristaltic [ ]	Well Wizard Dedicated Pump [X]	

Average Pumping Rate:	(ml/min)	200
Duration of Pumping:	(min)	30
Total Volume Removed:	(gal)	2.0

Did well go dry? Yes [ ] No [X]

Horiba U-52 Water Quality Meter Used? Yes [X] No [ ]

Conversion Factors				
gal/ft. of water	1" ID	2" ID	4" ID	6" ID
	0.04	0.16	0.66	1.47
1 gallon=3.785L=3785mL=1337cu. feet				

Time	DTW (feet)	Temp (°C)	pH (S.U.)	ORP (mV)	Conductivity (mS/cm)	Turbidity (NTU)	DO (mg/L)	TDS (g/L)
1020	4.09	10.29	7.04	-15	0.867	>1000	9.68	0.554
1025	3.92	9.74	7.16	-21	0.840	535	1.74	0.536
1030	3.97	9.13	7.14	-20	0.774	250	0.58	0.492
1035	3.95	9.07	7.12	-19	0.765	124	0.33	0.490
1040	3.99	9.08	7.11	-18	0.773	63.2	0.35	0.495
1045	3.99	9.01	7.11	-18	0.785	31.4	0.21	0.503
1050	4.01	9.00	7.10	-18	0.794	27.6	0.21	0.508

Sampling Information:

PA SW-846 Method 8270 SVOC's PAH's 2 - 250 mL amber Yes [X] No [ ]
PA SW-846 Method 8260 VOC's BTEX 3 - 40 mL vials Yes [X] No [ ]

Sample ID: **LTMW-05-0124** Duplicate? Yes [ ] No [X]
Sample Time: 1050 MS/MSD? Yes [ ] No [X]

Shipped: Syracuse Service Center [ ] Fed-Ex [ ] Courier [ ]

Comments/Notes:

Laboratory: Eurofins Amherst, NY

National Grid
Excelsior Ave, Former MGP Site, Saratoga Springs, New York

Sampling Personnel: Peter Lyon
Date: 11/4/24
Job Number: 0603400-128660-221
Weather: Sunny 37°
Well Id. **LTMW-6A**
Time In: 1116 Time Out: 1155

Well Information

		TOC	Other
Depth to Water:	(feet)	5.41	
Depth to Bottom:	(feet)	15.38	
Depth to Product:	(feet)	-	
Length of Water Column:	(feet)	9.97	
Volume of Water in Well:	(gal)	1.59	
Three Well Volumes:	(gal)	4.78	

Well Type: Flushmount [X] Stick-Up [ ]
Well Locked: Yes [ ] No [X]
Measuring Point Marked: Yes [X] No [ ]
Well Material: PVC [X] SS [ ] Other:
Well Diameter: 1" [ ] 2" [X] Other:
Comments:

Purging Information

Purging Method:	Bailer [ ]	Peristaltic [ ]	Well Wizard Dedicated Pump [X]		
Tubing/Bailer Material:	Teflon [ ]	Stainless St. [ ]	Polyethylene [X]	other [ ]	
Sampling Method:	Bailer [ ]	Peristaltic [ ]	Well Wizard Dedicated Pump [X]		
Average Pumping Rate:	(ml/min)	200			
Duration of Pumping:	(min)	30			
Total Volume Removed:	(gal)	2	Did well go dry?	Yes [ ]	No [X]

Horiba U-52 Water Quality Meter Used? Yes [X] No [ ]

Conversion Factors				
gal/ft. of water	1" ID	2" ID	4" ID	6" ID
	0.04	0.16	0.66	1.47
1 gallon=3.785L=3785mL=1337cu. feet				

Time	DTW (feet)	Temp (°C)	pH (S.U.)	ORP (mV)	Conductivity (mS/cm)	Turbidity (NTU)	DO (mg/L)	TDS (g/L)
1120	5.70	11.89	7.12	-54	0.885	71.2	3.84	0.564
1125	5.87	12.18	6.93	-56	0.840	103	0.00	0.539
1130	5.93	11.96	6.93	-64	0.841	68.8	0.00	0.538
1135	6.00	11.90	6.92	-67	0.840	53.6	0.00	0.537
1140	6.05	11.95	6.93	-69	0.838	45.6	0.00	0.536
1145	6.09	12.08	6.92	-71	0.837	34.2	0.00	0.535
1150	6.15	12.03	6.92	-73	0.836	29.3	0.00	0.535

Sampling Information:

PA SW-846 Method 8270 SVOC's PAH's — 2 - 250 mL amber — Yes [X] No [ ]
PA SW-846 Method 8260 VOC's BTEX — 3 - 40 mL vials — Yes [X] No [ ]

Sample ID: **LTMW-6A-0124** Duplicate? Yes [ ] No [X]
Sample Time: 1150 MS/MSD? Yes [ ] No [X]

Shipped: Syracuse Service Center [ ] Fed-Ex [ ] Courier [ ]

Comments/Notes:

Laboratory: Eurofins Amherst, NY

National Grid
Excelsior Ave, Former MGP Site, Saratoga Springs, New York

Sampling Personnel: VL
Date: 1/4/24
Job Number: 0603400-128660-221
Weather: Snow 36
Well Id. **LTMW-12**
Time In: 12:20 Time Out:

Well Information

		TOC	Other
Depth to Water:	(feet)	5.00	
Depth to Bottom:	(feet)	20.10	
Depth to Product:	(feet)	—	
Length of Water Column:	(feet)	15.10	
Volume of Water in Well:	(gal)	2.41	
Three Well Volumes:	(gal)	7.24	

Well Type: Flushmount [X] Stick-Up [ ]
Well Locked: Yes [X] No [ ]
Measuring Point Marked: Yes [X] No [ ]
Well Material: PVC [X] SS [ ] Other:
Well Diameter: 1" [ ] 2" [X] Other:
Comments:

Purging Information

Purging Method:	Bailer [ ]	Peristaltic [ ]	Well Wizard Dedicated Pump [ ]		
Tubing/Bailer Material:	Teflon [ ]	Stainless St. [ ]	Polyethylene [X]	other [ ]	
Sampling Method:	Bailer [ ]	Peristaltic [ ]	Well Wizard Dedicated Pump [ ]		

Average Pumping Rate:	(ml/min)	200
Duration of Pumping:	(min)	30
Total Volume Removed:	(gal)	2

Did well go dry? Yes [ ] No [X]

Horiba U-52 Water Quality Meter Used? Yes [ ] No [X]

Conversion Factors				
gal/ft. of water	1" ID	2" ID	4" ID	6" ID
	0.04	0.16	0.66	1.47
1 gallon=3.785L=3785mL=1337cu. feet				

Time	DTW (feet)	Temp (°C)	pH (S.U.)	ORP (mV)	Conductivity (mS/cm)	Turbidity (NTU)	DO (mg/L)	TDS (g/L)
12:30	5.04	14.56	7.25	-115	3.76	41.6	13.99	2.41
12:35	5.10	15.18	7.08	-129	3.66	23.5	4.21	2.34
12:40	5.10	15.07	7.07	-142	3.63	21.9	1.86	2.33
12:45	5.10	15.04	7.15	-149	3.62	19.5	1.33	2.32
12:50	5.10	15.06	7.24	-156	3.61	13.4	0.65	2.31
12:55	5.10	14.98	7.23	-160	3.59	10.3	0.23	2.30
13:00	5.10	14.96	7.24	-160	3.58	13.4	0.09	2.29

Sampling Information:

SEPA SW-846 Method 8270 SVOC's PAH's — 2 - 250 mL amber — Yes [X] No [ ]
SEPA SW-846 Method 8260 VOC's BTEX — 3 - 40 mL vials — Yes [X] No [ ]

ample ID: **LTMW-12-0124** Duplicate? Yes [ ] No [X]
ample Time: 13:00 MS/MSD? Yes [ ] No [X]

Shipped: Syracuse Service Center [ ] Fed-Ex [ ] Courier [ ]

omments/Notes:

Laboratory: Eurofins Amherst, NY

National Grid
Excelsior Ave, Former MGP Site, Saratoga Springs, New York

Sampling Personnel: K
Date: 1/4/24
Job Number: 0603400-128660-221
Weather: Sun 40
Well Id. **LTMW-13**
Time In: 13:05 Time Out:

Well Information

		TOC	Other
Depth to Water:	(feet)	6.36	
Depth to Bottom:	(feet)	23.05	
Depth to Product:	(feet)	—	
Length of Water Column:	(feet)	16.69	
Volume of Water in Well:	(gal)	2.67	
Three Well Volumes:	(gal)	8.01	

Well Type: Flushmount [X] Stick-Up [ ]
Well Locked: Yes [X] No [ ]
Measuring Point Marked: Yes [X] No [ ]
Well Material: PVC [X] SS [ ] Other:
Well Diameter: 1" [ ] 2" [X] Other:
Comments:

Purging Information

Purging Method:		Bailer [ ]	Peristaltic [ ]	Well Wizard Dedicated Pump [ ]	
Tubing/Bailer Material:		Teflon [ ]	Stainless St. [ ]	Polyethylene [X]	other [ ]
Sampling Method:		Bailer [ ]	Peristaltic [ ]	Well Wizard Dedicated Pump [ ]	
Average Pumping Rate:	(ml/min)	200			
Duration of Pumping:	(min)	30			
Total Volume Removed:	(gal)	2	Did well go dry?	Yes [ ]	No [X]

Horiba U-52 Water Quality Meter Used? Yes [ ] No [X]

Conversion Factors				
gal/ft. of water	1" ID	2" ID	4" ID	6" ID
	0.04	0.16	0.66	1.47
1 gallon=3.785L=3785mL=1337cu. feet				

Time	DTW (feet)	Temp (°C)	pH (S.U.)	ORP (mV)	Conductivity (mS/cm)	Turbidity (NTU)	DO (mg/L)	TDS (g/L)
12:40	6.28	13.80	7.27	1.09	4.01	172	7.28	2.57
13:05	6.24	14.71	6.89	-120	4.13	110	9.42	2.63
13:20	6.26	14.76	6.81	-117	4.15	60.2	9.07	2.59
13:25	6.26	14.65	6.83	-115	4.13	58.2	6.94	2.63
13:30	6.26	14.40	6.81	-112	4.13	40.2	9.96	2.64
13:35	6.26	14.61	6.78	-109	4.11	36.4	5.65	2.63
13:40	6.26	14.46	6.80	-109	4.10	32.4	8.55	2.63

Sampling Information:

USEPA SW-846 Method 8270 SVOC's PAH's — 2 - 250 mL amber — Yes [X] No [ ]
USEPA SW-846 Method 8260 VOC's BTEX — 3 - 40 mL vials — Yes [X] No [ ]

Sample ID: **LTMW-13-0124** Duplicate? Yes [ ] No [X]
Sample Time: 13:40 MS/MSD? Yes [ ] No [X]

Shipped: Syracuse Service Center [ ]
Fed-Ex [ ] Courier [ ]

Comments/Notes:

Laboratory: Eurofins Amherst, NY

National Grid
Excelsior Ave, Former MGP Site, Saratoga Springs, New York

Sampling Personnel: Peter Lyon
Job Number: 0603400-128660-221
Well Id. **LTMW-14**

Date: 1/4/24
Weather: 37° Sunny
Time In: 1200 Time Out: 1245

Well Information

		TOC	Other
Depth to Water:	(feet)	1.78	
Depth to Bottom:	(feet)	17.78	
Depth to Product:	(feet)	—	
Length of Water Column:	(feet)	16.00	
Volume of Water in Well:	(gal)	2.56	
Three Well Volumes:	(gal)	7.68	

Well Type: Flushmount [X] Stick-Up [ ]
Well Locked: Yes [X] No [ ]
Measuring Point Marked: Yes [X] No [ ]
Well Material: PVC [X] SS [ ] Other:
Well Diameter: 1" [ ] 2" [X] Other:
Comments:

Purging Information

Purging Method:	Bailer [ ]	Peristaltic [ ]	Well Wizard Dedicated Pump [X]		
Tubing/Bailer Material:	Teflon [ ]	Stainless St. [ ]	Polyethylene [X]	other [ ]	
Sampling Method:	Bailer [ ]	Peristaltic [ ]	Well Wizard Dedicated Pump [X]		
Average Pumping Rate: (ml/min)	200				
Duration of Pumping: (min)	30				
Total Volume Removed: (gal)	2	Did well go dry?	Yes [ ]	No [X]	
Horiba U-52 Water Quality Meter Used?			Yes [ ]	No [X]	

Conversion Factors				
gal/ft. of water	1" ID	2" ID	4" ID	6" ID
	0.04	0.16	0.66	1.47
1 gallon=3.785L=3785mL=1337cu. feet				

Time	DTW (feet)	Temp (°C)	pH (S.U.)	ORP (mV)	Conductivity (mS/cm)	Turbidity (NTU)	DO (mg/L)	TDS (g/L)
1205	1.80	9.75	7.40	-40	1.07	26.2	24.0	4.67
1210	1.80	10.00	7.40	36	1.09	43.6	4.83	0.701
1215	1.80	9.85	7.43	95	1.10	38.8	3.88	0.706
1220	1.80	9.96	7.43	102	1.10	34.0	3.60	0.707
1225	1.80	10.13	7.44	110	1.11	24.8	3.20	0.711
1230	1.80	10.29	7.43	116	1.11	18.2	3.16	0.711
1235	1.80	10.30	7.44	121	1.11	13.2	3.14	0.711

Sampling Information:

EPA SW-846 Method 8270 SVOC's PAH's — 2 - 250 mL amber — Yes [X] No [ ]
EPA SW-846 Method 8260 VOC's BTEX — 3 - 40 mL vials — Yes [X] No [ ]

Sample ID: **LTMW-14-0124** Duplicate? Yes [ ] No [X]
Sample Time: 1235 MS/MSD? Yes [ ] No [X]

Shipped: Syracuse Service Center [ ] Fed-Ex [ ] Courier [ ]

Comments/Notes:

Laboratory: Eurofins Amherst, NY

National Grid
Excelsior Ave, Former MGP Site, Saratoga Springs, New York

Sampling Personnel: Peter Lyon
Job Number: 0603400-128660-221
Well Id. **LTMW-15**

Date: 1/4/24
Weather: Sunny 35°
Time In: 1030 Time Out: 1110

Well Information

		TOC	Other
Depth to Water:	(feet)	4.09	
Depth to Bottom:	(feet)	10.77	
Depth to Product:	(feet)	—	
Length of Water Column:	(feet)	6.68	
Volume of Water in Well:	(gal)	1.06	
Three Well Volumes:	(gal)	3.20	

Well Type: Flushmount [X] Stick-Up [ ]
Well Locked: Yes [X] No [ ]
Measuring Point Marked: Yes [X] No [ ]
Well Material: PVC [X] SS [ ] Other:
Well Diameter: 1" [ ] 2" [X] Other:
Comments:

Purging Information

Purging Method:		Bailer [ ]	Peristaltic [ ]	Well Wizard Dedicated Pump [X]	
Tubing/Bailer Material:		Teflon [ ]	Stainless St. [ ]	Polyethylene [X]	other [ ]
Sampling Method:		Bailer [ ]	Peristaltic [ ]	Well Wizard Dedicated Pump [X]	
Average Pumping Rate:	(ml/min)	250			
Duration of Pumping:	(min)	30			
Total Volume Removed:	(gal)	7			

Did well go dry? Yes [ ] No [X]

Horiba U-52 Water Quality Meter Used? Yes [ ] No [X]

Conversion Factors				
gal/ft. of water	1" ID	2" ID	4" ID	6" ID
	0.04	0.16	0.66	1.47
1 gallon=3.785L=3785mL=1337cu. feet				

Time	DTW (feet)	Temp (°C)	pH (S.U.)	ORP (mV)	Conductivity (mS/cm)	Turbidity (NTU)	DO (mg/L)	TDS (g/L)
1035	4.72	11.65	2.06	-92	1.52	39.5	0.05	0.975
1040	4.93	11.42	6.95	-111	1.57	19.8	0.00	1.01
1045	5.22	11.71	6.95	-127	1.60	22.4	0.00	1.04
1050	5.37	11.94	6.96	-132	1.66	48.5	0.00	1.07
1055	5.40	12.13	6.99	-132	1.71	56.8	0.00	1.10
1100	5.43	12.28	2.00	-140	1.76	55.9	0.00	1.13
1105	5.43	12.22	2.03	-142	1.80	42.8	0.00	1.15

Sampling Information:

PA SW-846 Method 8270 SVOC's PAH's — 2 - 250 mL amber — Yes [X] No [ ]
PA SW-846 Method 8260 VOC's BTEX — 3 - 40 mL vials — Yes [X] No [ ]

Sample ID: **LTMW-15-0124** Duplicate? Yes [ ] No [X]
Sample Time: 1105 MS/MSD? Yes [ ] No [X]

Shipped: Syracuse Service Center [ ] Fed-Ex [ ] Courier [ ]

Comments/Notes:

Laboratory: Eurofins Amherst, NY

National Grid
Excelsior Ave, Former MGP Site, Saratoga Springs, New York

Sampling Personnel: Peter Lyon
Job Number: 0603400-128660-221
Well Id. **MH-1**

Date: 1/4/24
Weather: 32° Cloudy
Time In: 1015 Time Out: 1025

Time		Temp (°C)	pH	ORP (mV)	Conductivity (mS/cm)	Turbidity (NTU)	DO (mg/L)	TDS (g/L)
1020		11.49	7.78	-80	2.07	9.1	9.66	1.33

Sampling Information:

EPA SW-846 Method 8270 SVOC's PAH's
EPA SW-846 Method 8260 VOC's BTEX

2 - 250 mL amber Yes [X] No [ ]
3 - 40 mL vials Yes [X] No [ ]

Sample ID: ~~ORS-0124~~ MH-1 (KL)
Sample Time: 1020

Duplicate? Yes [ ] No [X]
MS/MSD? Yes [ ] No [X]

Shipped: Syracuse Service Center [ ]
Fed-Ex [ ] Courier [ ]

Comments/Notes:

Laboratory: Eurofins Amherst, NY

National Grid
Excelsior Ave, Former MGP Site, Saratoga Springs, New York

Sampling Personnel: GERUST
Date: 1/4/24
Job Number: 0603400-128660-221
Weather: PT Cloudy 30°s
Well Id. **Old Red Spring**
Time In: 1320 Time Out: 1340

Time		Temp (°C)	pH	ORP (mV)	Conductivity (mS/cm)	Turbidity (NTU)	DO (mg/L)	TDS (g/L)
1330		12.19	6.65	-52	3.22	5.5	0.82	2.06

Sampling Information:

EPA SW-846 Method 8270 SVOC's PAH's — 2 - 250 mL amber — Yes [X] No [ ]
EPA SW-846 Method 8260 VOC's BTEX — 3 - 40 mL vials — Yes [X] No [ ]

Sample ID: **ORS-0124** Duplicate? Yes [ ] No [X]
Sample Time: 1330 MS/MSD? Yes [ ] No [X]

Shipped: Syracuse Service Center [ ] Fed-Ex [ ] Courier [ ]

Comments/Notes:

Laboratory: Eurofins Amherst, NY

Eurofins Buffalo
10 Hazelwood Drive
Amherst, NY 14228-2298
Phone (716) 691-2600 Phone (716) 691-7991

Chain of Custody Record

eurofins

Client Information	Sampler:	Lab PM: Beninati, John	Carrier Tracking No(s):	COC No: 480-191357-40192.1
Client Contact: Tim Beaumont	Phone: 315 877 1366	E-Mail: John.Beninati@et.eurofinsus.com	State of Origin:	Page: Page 1 of 2
Company: Groundwater & Environmental Services Inc	PWSID:			Job #:
Address: 6780 Northern Boulevard Suite 100	Due Date Requested:			
City: East Syracuse	TAT Requested (days):			
State, Zip: NY, 13057	Compliance Project: Δ Yes Δ No			
Phone:	PO #: 0603400-120788-221-1106			
Email: tbeaumont@gesonline.com	WO #:			
Project Name: Saratoga Main Site GW Wells -- Quarterly Event Desc: Saratoga	Project #: 48027231			
Site: Saratoga Quarterly Main Site GWS Wells	SSOW#:			

Analysis Requested

Preservation Codes:
A - HCL; B - NaOH; C - Zn Acetate; D - Nitric Acid; E - NaHSO4; F - MeOH; G - Amchlor; H - Ascorbic Acid; I - Ice; J - DI Water; K - EDTA; L - EDA; M - Hexane; N - None; O - AsNaO2; P - Na2O4S; Q - Na2SO3; R - Na2S2O3; S - H2SO4; T - TSP Dodecahydrate; U - Acetone; V - MCAA; W - pH 4-5; Y - Trizma; Z - other (specify)
Other:

Sample Identification	Sample Date	Sample Time	Sample Type (C=Comp, G=grab)	Matrix (W=water, S=solid, O=waste/oil, BT=Tissue, A=Air)	Field Filtered Sample (Yes or No)	Perform MS/MSD (Yes or No)	8270D - PAH Semivolatiles	8260C - BTEX - 8260	Total Number of containers	Special Instructions/Note:
			Preservation Code:				N	A		
LTMW-01-0124	1/4/24	13:35	G	Water			2	3	5	
LTMW-02-0124		13:15		Water			2	3	5	
LTMW-03-0124		12:30		Water			2	3	5	
LTMW-04-0124		11:40		Water			2	3	5	
LTMW-04-MS-0124		11:40		Water			2	3	5	
LTMW-04-MSD-0124		11:40		Water			2	3	5	
LTMW-05-0124		10:50		Water			2	3	5	
LTMW-06A-0124		11:50		Water			2	3	5	
LTMW-12-0124		13:00		Water			2	3	5	
LTMW-13-0124		13:40		Water			2	3	5	
LTMW-14-0124		12:35		Water			2	3	5	

Possible Hazard Identification
☐ Non-Hazard ☐ Flammable ☐ Skin Irritant ☐ Poison B ☐ Unknown ☐ Radiological

Sample Disposal (A fee may be assessed if samples are retained longer than 1 month)
☐ Return To Client ☐ Disposal By Lab ☐ Archive For _____ Months

Deliverable Requested: I, II, III, IV, Other (specify)

Special Instructions/QC Requirements:

Empty Kit Relinquished by:	Date:	Time:	Method of Shipment:

Relinquished by:	Date/Time:	Company	Received by:	Date/Time:	Company
	1/4/24 1642	GES		1-4-24, 1642	
Relinquished by:	Date/Time:	Company	Received by:	Date/Time:	Company
Relinquished by:	Date/Time:	Company	Received by:	Date/Time:	Company

Custody Seals Intact: Δ Yes Δ No | Custody Seal No.: | Cooler Temperature(s) °C and Other Remarks:

Ver: 01/16/2019

Eurofins Buffalo
10 Hazelwood Drive
Amherst, NY 14228-2298
Phone (716) 691-2600 Phone (716) 691-7991

Chain of Custody Record

eurofins

Client Information	Sampler:	Lab PM: Beninati, John	Carrier Tracking No(s):	COC No: 480-191357-40192.2
Client Contact: Tim Beaumont	Phone:	E-Mail: John.Beninati@et.eurofinsus.com	State of Origin:	Page: Page 2 of 2
Company: Groundwater & Environmental Services Inc	PWSID:			Job #:

Address: 6780 Northern Boulevard Suite 100	Due Date Requested:
City: East Syracuse	TAT Requested (days):
State, Zip: NY, 13057	Compliance Project: Δ Yes Δ No
Phone:	PO #: 0603400-120788-221-1106
Email: tbeaumont@gesonline.com	WO #:
Project Name: Saratoga Main Site GW Wells -- Quarterly Event Desc: Saratoga	Project #: 48027231
Site: Saratoga Quarterly Main Site GWS Wells	SSOW#:

Analysis Requested

Preservation Codes:

A - HCL, B - NaOH, C - Zn Acetate, D - Nitric Acid, E - NaHSO4, F - MeOH, G - Amchlor, H - Ascorbic Acid, I - Ice, J - DI Water, K - EDTA, L - EDA, M - Hexane, N - None, O - AsNaO2, P - Na2O4S, Q - Na2SO3, R - Na2S2O3, S - H2SO4, T - TSP Dodecahydrate, U - Acetone, V - MCAA, W - pH 4-5, Y - Trizma, Z - other (specify)

Other:

Sample Identification	Sample Date	Sample Time	Sample Type (C=Comp, G=grab)	Matrix (W=water, S=solid, O=waste/oil, BT=Tissue, A=Air)	Field Filtered Sample (Yes or No)	Perform MS/MSD (Yes or No)	8270D - PAH Semivolatiles	8260C - BTEX - 8260	Total Number of containers	Special Instructions/Note:
			Preservation Code:				N	A		
LTMW-15-0124		1105	G	Water			2	3	5	
ORS-0124		1330		Water			2	3	5	
MH-1-0124		1025		Water			2	3	5	
Field Duplicate-0124				Water			2	3	5	
Trip Blank				Water				2	2	

Possible Hazard Identification
☐ Non-Hazard ☐ Flammable ☐ Skin Irritant ☐ Poison B ☐ Unknown ☐ Radiological

Sample Disposal (A fee may be assessed if samples are retained longer than 1 month)
☐ Return To Client ☐ Disposal By Lab ☐ Archive For _____ Months

Deliverable Requested: I, II, III, IV, Other (specify)

Special Instructions/QC Requirements:

Empty Kit Relinquished by:	Date:	Time:	Method of Shipment:

Relinquished by:	Date/Time:	Company	Received by:	Date/Time:	Company
	1-4-24, 1642	GES		1-4-24, 1642	Eurofins
Relinquished by:	Date/Time:	Company	Received by:	Date/Time:	Company
Relinquished by:	Date/Time:	Company	Received by:	Date/Time:	Company

Custody Seals Intact: Δ Yes Δ No	Custody Seal No.:	Cooler Temperature(s) °C and Other Remarks:

Ver: 01/16/2019

Monthly Well Data
Excelsior Avenue, Former MGP
Saratoga Springs, New York

WELL ID.	DTW	DTP	DTB	Comments
LTMP-01	8.17	NP	16.79	
LTMP-02	4.41	NP	19.10	
LTMP-2A	9.18	NP	15.00	
LTMP-03	6.07	NP	11.59	
LTMP-04	4.97	NP	11.25	
LTMP-05	2.94	NP	14.75	
LTMP-06	2.27	NP	14.46	
LTMP-14	4.22	NP	8.87	
LTMP-15	2.52	NP	11.17	
LTMW-01	3.20	NP	15.70	
LTMW-02	5.77	NP	13.53	
LTMW-03	4.37	NP	12.09	
LTMW-04	2.16	NP	12.56	
LTMW-05	2.51	NP	13.00	
LTMW-6A	5.26	NP	15.38	
LTMW-14	0.47	NP	17.78	
LTMW-15	3.91	NP	10.77	
LTMP-06A	5.97	NP	7.37	French drain piezometer
LTMP-14A	3.18	NP	8.87	French drain piezometer
LTMP-15A	5.79	NP	7.14	French drain piezometer
DW-1	4.70	NP	23.10	No DNAPL
DW-2	2.68	NP	15.80	No DNAPL
DW-3	4.78	NP	27.85	No DNAPL
DW-4	3.54	NP	25.50	No DNAPL
DW-5	3.25	NP	24.70	No DNAPL
DW-6	3.31	NP	28.30	No DNAPL
DW-7	2.98	NP	9.00	No DNAPL
LTMP-11	2.85	NP	14.25	
LTMP-12	4.73	NP	17.02	
LTMW-12	4.75	NP	20.10	
LTMP-13	5.86	22.42	22.90	
LTMW-13	5.78	NP	23.05	

Containment

Well Id.	Well Elevation	DTW	Water Elevation	Positive Delta
LTMW-01	273.44	3.20	270.24	n/a
LTMW-14	268.08	0.47	267.61	4.18
LTMP-14	267.65	4.22	263.43	
LTMP-14A	267.86	3.18	264.68	1.04
Top Steel Sheet Wall	268.02			4.59
LTMW-6A	265.41	5.26	260.15	-2.67
LTMP-06	265.09	2.27	262.82	
LTMP-06A	264.54	5.97	258.57	-3.70
Top Steel Sheet Wall	265.48			2.66
LTMW-15	263.72	3.91	259.81	-0.99
LTMP-15	263.32	2.52	260.80	
LTMP-15A	263.34	5.79	257.55	3.27
Top Steel Sheet Wall	263.57			2.77
LTMW-05	262.57	2.51	260.06	0.67
LTMP-05	262.33	2.94	259.39	
LTMW-04	266.93	2.16	264.77	4.01
LTMP-04	265.73	4.97	260.76	
LTMW-03	269.36	4.37	264.99	2.86
LTMP-03	268.20	6.07	262.13	
LTMW-02	267.76	5.77	261.99	4.55
LTMP-2A	266.62	9.18	257.44	
LTMP-11	265.54	2.85	262.69	1.87
Top Concrete Barrier Avg.	264.56			
LTMW-12	268.10	4.75	263.35	0.67
LTMP-12	267.41	4.73	262.68	
Top Concrete Barrier Avg.	266.18			3.50
LTMW-13	269.44	5.78	263.66	1.29
LTMP-13	268.23	5.86	262.37	
Top Concrete Barrier Avg.	265.28			2.91

National Grid
Excelsior Ave, Former MGP Site, Saratoga Springs, New York

Sampling Personnel: AJ
Date: 4/17/24
Job Number: 0603400-128660-221
Weather: 47°F, mostly sunny
Well Id. **LTMW-01**
Time In: 0925 Time Out: 1045

Well Information

		TOC	Other
Depth to Water:	(feet)	5.20	
Depth to Bottom:	(feet)	15.70	
Depth to Product:	(feet)	NP	
Length of Water Column:	(feet)	10.5	
Volume of Water in Well:	(gal)	1.68	
Three Well Volumes:	(gal)	5.04	

Well Type: Flushmount [X] Stick-Up [ ]
Well Locked: Yes [ ] No [X]
Measuring Point Marked: Yes [X] No [ ]
Well Material: PVC [X] SS [ ] Other:
Well Diameter: 1" [ ] 2" [X] Other:
Comments:

Purging Information

Purging Method:	Bailer [ ]	Peristaltic [ ]	Well Wizard Dedicated Pump [X]		
Tubing/Bailer Material:	Teflon [ ]	Stainless St. [ ]	Polyethylene [X]	other [ ]	
Sampling Method:	Bailer [ ]	Peristaltic [ ]	Well Wizard Dedicated Pump [X]		
Average Pumping Rate:	200 (ml/min)				
Duration of Pumping:	60 (min)				
Total Volume Removed:	4.0 (gal)				

Did well go dry? Yes [ ] No [X]
Horiba U-52 Water Quality Meter Used? Yes [X] No [ ]

Conversion Factors				
gal/ft. of water	1" ID	2" ID	4" ID	6" ID
	0.04	0.16	0.66	1.47
1 gallon=3.785L=3785mL=1337cu. feet				

Time	DTW (feet)	Temp (°C)	pH (S.U.)	ORP (mV)	Conductivity (mS/cm)	Turbidity (NTU)	DO (mg/L)	TDS (g/L)
0930	6.05	12.03	7.70	86	2.23	293	6.32	1.43
0935	6.08	11.88	7.61	92	2.25	286	5.09	1.44
0940	6.24	11.70	7.50	103	2.23	272	3.38	1.43
0945	6.25	11.60	7.48	110	2.21	249	3.15	1.41
0950	6.28	11.58	7.48	115	2.19	202	3.03	1.40
0955	6.30	11.62	7.47	120	2.17	156	2.99	1.39
1000	6.30	11.68	7.47	123	2.16	124	3.06	1.38
1005	6.30	11.72	7.47	125	2.16	105	3.03	1.38
1010	6.30	11.77	7.47	127	2.15	88.2	3.00	1.38
1015	6.34	11.82	7.47	129	2.15	74.2	3.03	1.38
1020	6.35	11.81	7.47	130	2.15	62.3	3.06	1.38
1025	6.35	11.84	7.47	131	2.15	54.1	3.01	1.38

Sampling Information:

EPA SW-846 Method 8270 SVOC's PAH's
EPA SW-846 Method 8260 VOC's BTEX

2 - 250 mL amber Yes [X] No [ ]
3 - 40 mL vials Yes [X] No [ ]

Sample ID: **LTMW-01** Duplicate? Yes [ ] No [X]
Sample Time: 1030 MS/MSD? Yes [ ] No [X]

Shipped: Syracuse Service Center [ ]
Fed-Ex [ ] Courier [ ]

Comments/Notes:

Laboratory: Eurofins
Amherst, New York

National Grid
Excelsior Ave, Former MGP Site, Saratoga Springs, New York

Sampling Personnel: Peter Lyon
Job Number: 0603400-128660-221
Well Id. **LTMW-02**

Date: 4/17/24
Weather: 60° Sunny
Time In: 1215 Time Out: 1300

Well Information

		TOC	Other
Depth to Water:	(feet)	5.77	
Depth to Bottom:	(feet)	13.53	
Depth to Product:	(feet)	—	
Length of Water Column:	(feet)	7.76	
Volume of Water in Well:	(gal)	1.27	
Three Well Volumes:	(gal)	3.72	

Well Type: Flushmount [X] Stick-Up [ ]
Well Locked: Yes [X] No [ ]
Measuring Point Marked: Yes [X] No [ ]
Well Material: PVC [X] SS [ ] Other: ____
Well Diameter: 1" [ ] 2" [X] Other: ____
Comments:

Purging Information

Purging Method:	Bailer [ ]	Peristaltic [ ]	Well Wizard Dedicated Pump [X]		
Tubing/Bailer Material:	Teflon [ ]	Stainless St. [ ]	Polyethylene [X]	other [ ]	
Sampling Method:	Bailer [ ]	Peristaltic [ ]	Well Wizard Dedicated Pump [X]		
Average Pumping Rate: (ml/min)	200				
Duration of Pumping: (min)	30				
Total Volume Removed: (gal)	2	Did well go dry?	Yes [ ]	No [X]	

Horiba U-52 Water Quality Meter Used? Yes [X] No [ ]

Conversion Factors				
gal/ft. of water	1" ID	2" ID	4" ID	6" ID
	0.04	0.16	0.66	1.47
1 gallon=3.785L=3785mL=1337cu. feet				

Time	DTW (feet)	Temp (°C)	pH (S.U.)	ORP (mV)	Conductivity (mS/cm)	Turbidity (NTU)	DO (mg/L)	TDS (g/L)
12:25	5.79	13.21	7.43	93	1.80	203	2.34	1.22
1230	5.77	12.27	7.17	83	2.47	205	2.90	1.59
1235	5.77	12.10	7.18	80	2.03	498	1.58	1.22
1240	5.78	10.86	7.32	86	1.56	22.7	2.55	0.983
1245	5.77	11.27	7.35	103	1.29	0.0	2.54	0.817
1250	5.77	11.14	8.23	113	1.05	0.0	2.59	0.670
1255	5.77	11.[illegible]	7.93	124	0.999	0.0	2.96	0.639

Sampling Information:

EPA SW-846 Method 8270 SVOC's PAH's — 4 - 250 mL amber — Yes [X] No [ ]
EPA SW-846 Method 8260 VOC's BTEX — 6 - 40 mL vials — Yes [X] No [ ]

Field Duplicate
Sample ID: **LTMW-02** Duplicate? Yes [X] No [ ]
Sample Time: 1255 MS/MSD? Yes [ ] No [X]

Shipped: Syracuse Service Center [ ] Fed-Ex [ ] Courier [ ]

Comments/Notes:

Laboratory: Eurofins Amherst, New York

National Grid
Excelsior Ave, Former MGP Site, Saratoga Springs, New York

Sampling Personnel: G. ERNST
Date: 4/17/24
Job Number: 0603400-128660-221
Weather: clear 60
Well Id. **LTMW-03**
Time In: 1215 Time Out: 1330

Well Information

		TOC	Other
Depth to Water:	(feet)	4.37	
Depth to Bottom:	(feet)	12.09	
Depth to Product:	(feet)	-	
Length of Water Column:	(feet)	7.72	
Volume of Water in Well:	(gal)	1.24	
Three Well Volumes:	(gal)	3.71	

Well Type: Flushmount [X] Stick-Up [ ]
Well Locked: Yes [X] No [ ]
Measuring Point Marked: Yes [X] No [ ]
Well Material: PVC [X] SS [ ] Other:
Well Diameter: 1" [ ] 2" [X] Other:
Comments:

Purging Information

Purging Method:		Bailer [ ]	Peristaltic [ ]	Well Wizard Dedicated Pump [X]	
Tubing/Bailer Material:		Teflon [ ]	Stainless St. [ ]	Polyethylene [X]	other
Sampling Method:		Bailer [ ]	Peristaltic [ ]	Well Wizard Dedicated Pump [X]	
Average Pumping Rate:	(ml/min)	200			
Duration of Pumping:	(min)	30			
Total Volume Removed:	(gal)	2			

Did well go dry? Yes [ ] No [X]

Horiba U-52 Water Quality Meter Used? Yes [X] No [ ]

Conversion Factors

gal/ft. of water	1" ID	2" ID	4" ID	6" ID
	0.04	0.16	0.66	1.47

1 gallon=3.785L=3785mL=1337cu. feet

Time	DTW (feet)	Temp (°C)	pH (S.U.)	ORP (mV)	Conductivity (mS/cm)	Turbidity (NTU)	DO (mg/L)	TDS (g/L)
1240	4.95	11.40	7.08	-9	2.09	49.4	4.11	1.34
1245	5.12	11.09	7.02	-20	2.12	30.8	2.13	1.35
1250	5.23	10.91	7.01	-35	2.13	14.4	0.44	1.36
1255	5.23	11.02	7.00	-44	2.12	6.4	0.20	1.36
1300	5.23	11.00	6.99	-49	2.11	4.0	0.29	1.35
1305	5.23	10.98	6.98	-52	2.08	2.8	0.30	1.33
1310	5.23	10.97	6.97	-53	2.05	2.7	0.35	1.31

Sampling Information:

EPA SW-846 Method 8270 SVOC's PAH's
EPA SW-846 Method 8260 VOC's BTEX

2 - 250 mL amber Yes [X] No [ ]
3 - 40 mL vials Yes [X] No [ ]

Sample ID: **LTMW-03** Duplicate? Yes [ ] No [X]
Sample Time: 1315 MS/MSD? Yes [ ] No [X]

Shipped: Syracuse Service Center [ ]
Fed-Ex [ ] Courier [ ]

Comments/Notes:

Laboratory: Eurofins
Amherst, New York

National Grid
Excelsior Ave, Former MGP Site, Saratoga Springs, New York

Sampling Personnel: AS
Job Number: 0603400-128660-221
Well Id. **LTMW-04**

Date: 4/17/24
Weather: 55°F, mostly sunny
Time In: 1145 Time Out: 1250

Well Information

		TOC	Other
Depth to Water:	(feet)	2.16	
Depth to Bottom:	(feet)	12.56	
Depth to Product:	(feet)	NP	
Length of Water Column:	(feet)	10.4	
Volume of Water in Well:	(gal)	1.64	
Three Well Volumes:	(gal)	4.9	

Well Type: Flushmount [X] Stick-Up [ ]
Well Locked: Yes [X] No [ ]
Measuring Point Marked: Yes [X] No [ ]
Well Material: PVC [X] SS [ ] Other:
Well Diameter: 1" [ ] 2" [X] Other:
Comments:

Purging Information

Purging Method:	Bailer [ ]	Peristaltic [ ]	Well Wizard Dedicated Pump [X]	
Tubing/Bailer Material:	Teflon [ ]	Stainless St. [ ]	Polyethylene [X]	other [ ]
Sampling Method:	Bailer [ ]	Peristaltic [ ]	Well Wizard Dedicated Pump [X]	

Average Pumping Rate: 200 (ml/min)
Duration of Pumping: (min)
Total Volume Removed: (gal)
Did well go dry? Yes [ ] No [X]
Horiba U-52 Water Quality Meter Used? Yes [X] No [ ]

Conversion Factors				
gal/ft. of water	1" ID	2" ID	4" ID	6" ID
	0.04	0.16	0.66	1.47
1 gallon=3.785L=3785mL=1337cu. feet				

Time	DTW (feet)	Temp (°C)	pH (S.U.)	ORP (mV)	Conductivity (mS/cm)	Turbidity (NTU)	DO (mg/L)	TDS (g/L)
1150	2.41	12.54	7.10	-25	0.976	34.1	3.62	0.621
1155	2.35	11.45	7.33	49	1.12	48.4	7.07	0.712
1200	2.39	11.60	7.40	85	1.33	34.2	6.46	0.846
1205	2.39	11.73	7.38	102	1.47	27.0	6.54	0.939
1210	2.39	11.83	7.37	113	1.52	22.1	6.73	0.969
1215	2.39	11.91	7.36	118	1.54	17.7	6.85	0.982
1220	2.39	12.02	7.36	122	1.55	15.0	6.82	0.992
1225	2.39	12.09	7.35	127	1.58	11.5	6.57	1.01
1230	2.39	12.05	7.34	132	1.62	8.7	6.50	1.03

Sampling Information:

EPA SW-846 Method 8270 SVOC's PAH's
EPA SW-846 Method 8260 VOC's BTEX
LTMW-04-MS and LTMW-04-MSD
Sample ID: **LTMW-04** Duplicate? Yes [ ] No [X]
Sample Time: 1230 MS/MSD? Yes [X] No [ ]

6 - 250 mL amber Yes [X] No [ ]
9 - 40 mL vials Yes [X] No [ ]
Shipped: Syracuse Service Center [ ]
Fed-Ex [ ] Courier [ ]

Comments/Notes:

Laboratory: Eurofins
Amherst, New York

National Grid
Excelsior Ave, Former MGP Site, Saratoga Springs, New York

Sampling Personnel: G. Ernst
Date: 4/17/24
Job Number: 0603400-128660-221
Weather: Clear 55°s
Well Id. **LTMW-05**
Time In: 1100 Time Out: 1215

Well Information

		TOC	Other
Depth to Water:	(feet)	2.57	
Depth to Bottom:	(feet)	13.00	
Depth to Product:	(feet)	—	
Length of Water Column:	(feet)	10.43	
Volume of Water in Well:	(gal)	1.67	
Three Well Volumes:	(gal)	5.01	

Well Type: Flushmount [X] Stick-Up [ ]
Well Locked: Yes [X] No [ ]
Measuring Point Marked: Yes [X] No [ ]
Well Material: PVC [X] SS [ ] Other:
Well Diameter: 1" [ ] 2" [X] Other:
Comments:

Purging Information

Purging Method:		Bailer [ ]	Peristaltic [ ]	Well Wizard Dedicated Pump [X]		
Tubing/Bailer Material:		Teflon [ ]	Stainless St. [ ]	Polyethylene [X]	other [ ]	
Sampling Method:		Bailer [ ]	Peristaltic [ ]	Well Wizard Dedicated Pump [X]		
Average Pumping Rate:	(ml/min)	200				
Duration of Pumping:	(min)	30				
Total Volume Removed:	(gal)	2				

Did well go dry? Yes [ ] No [X]

Horiba U-52 Water Quality Meter Used? Yes [X] No [ ]

Conversion Factors				
gal/ft. of water	1" ID	2" ID	4" ID	6" ID
	0.04	0.16	0.66	1.47
1 gallon=3.785L=3785mL=1337cu. feet				

Time	DTW (feet)	Temp (°C)	pH (S.U.)	ORP (mV)	Conductivity (mS/cm)	Turbidity (NTU)	DO (mg/L)	TDS (g/L)
1120	3.34	10.31	7.29	-67	0.767	>1000	0.44	0.492
1125	3.50	9.83	7.33	-55	0.643	431	1.78	0.411
1130	3.60	9.55	7.24	-53	0.648	167	0.30	0.415
1135	3.60	9.60	7.22	-55	0.633	65.5	0.02	0.425
1140	3.59	9.58	7.21	-57	0.676	54.9	0.00	0.433
1145	3.62	9.64	7.20	-59	0.691	29.5	0.00	0.443
1150	3.63	9.56	7.20	-61	0.698	24.0	0.00	0.446
1155	3.60	9.53	7.20	-62	0.703	18.2	0.00	0.450
1200	3.60	9.58	7.19	-63	0.709	11.1	0.00	0.454
1205	3.60	9.62	7.19	-64	0.713	9.7	0.00	0.456

Sampling Information:

EPA SW-846 Method 8270 SVOC's PAH's — 2 - 250 mL amber — Yes [X] No [ ]
EPA SW-846 Method 8260 VOC's BTEX — 3 - 40 mL vials — Yes [X] No [ ]

Sample ID: **LTMW-05** Duplicate? Yes [ ] No [X]
Sample Time: 1205 MS/MSD? Yes [ ] No [X]

Shipped: Syracuse Service Center [ ] Fed-Ex [ ] Courier [ ]

Comments/Notes:

Laboratory: Eurofins Amherst, New York

National Grid
Excelsior Ave, Former MGP Site, Saratoga Springs, New York

Sampling Personnel: AS
Job Number: 0603400-128660-221
Well Id. **LTMW-6A**

Date: 4/17/24
Weather: 52°F, mostly sunny
Time In: 1045 Time Out: 1140

Well Information

		TOC	Other
Depth to Water:	(feet)	5.24	
Depth to Bottom:	(feet)	15.38	
Depth to Product:	(feet)	NP	
Length of Water Column:	(feet)	10.12	
Volume of Water in Well:	(gal)	1.61	
Three Well Volumes:	(gal)	4.8	

Well Type: Flushmount [X] Stick-Up [ ]
Well Locked: Yes [ ] No [X]
Measuring Point Marked: Yes [X] No [ ]
Well Material: PVC [X] SS [ ] Other: ____
Well Diameter: 1" [ ] 2" [X] Other: ____
Comments:

Purging Information

Purging Method:	Bailer [ ]	Peristaltic [ ]	Well Wizard Dedicated Pump [X]		
Tubing/Bailer Material:	Teflon [ ]	Stainless St. [ ]	Polyethylene [X]	other [ ]	
Sampling Method:	Bailer [ ]	Peristaltic [ ]	Well Wizard Dedicated Pump [X]		

Average Pumping Rate: 200 (ml/min)
Duration of Pumping: 40 (min)
Total Volume Removed: 3.0 (gal)
Did well go dry? Yes [ ] No [X]
Horiba U-52 Water Quality Meter Used? Yes [X] No [ ]

Conversion Factors				
gal/ft. of water	1" ID	2" ID	4" ID	6" ID
	0.04	0.16	0.66	1.47
1 gallon=3.785L=3785mL=1337cu. feet				

Time	DTW (feet)	Temp (°C)	pH (S.U.)	ORP (mV)	Conductivity (mS/cm)	Turbidity (NTU)	DO (mg/L)	TDS (g/L)
1050	below TOP	11.29	7.09	24	1.41	82.2	2.41	0.934
1055	below TOP	11.10	6.90	-55	0.935	83.3	1.35	0.598
1100	"	11.42	6.95	-63	0.937	53.9	1.52	0.600
1105	"	11.85	6.93	-63	0.937	42.5	1.43	0.600
1110	"	12.26	6.92	-67	0.936	34.3	0.27	0.599
1115	"	12.54	6.92	-69	0.934	26.0	0.11	0.598
1120	"	12.84	6.91	-69	0.934	20.6	0.02	0.598
1125	"	13.05	6.90	-69	0.933	19.4	0.00	0.597
1130	"	13.26	6.90	-70	0.932	17.4	0.00	0.597

Sampling Information:

EPA SW-846 Method 8270 SVOC's PAH's
EPA SW-846 Method 8260 VOC's BTEX

2 - 250 mL amber Yes [X] No [ ]
3 - 40 mL vials Yes [X] No [ ]

Sample ID: **LTMW-6A**
Sample Time: 1135

Duplicate? Yes [ ] No [X]
MS/MSD? Yes [ ] No [X]

Shipped: Syracuse Service Center [ ]
Fed-Ex [ ] Courier [ ]

Comments/Notes:

Laboratory: Eurofins
Amherst, New York

National Grid
Excelsior Ave, Former MGP Site, Saratoga Springs, New York

Sampling Personnel: G. Ernst
Job Number: 0603400-128660-221
Well Id. **LTMW-12**

Date: 4/17/24
Weather: clear 43°
Time In: 0730 Time Out: 0840

Well Information

		TOC	Other
Depth to Water:	(feet)	4.75	
Depth to Bottom:	(feet)	20.10	
Depth to Product:	(feet)	—	
Length of Water Column:	(feet)	15.35	
Volume of Water in Well:	(gal)	2.46	
Three Well Volumes:	(gal)	7.37	

Well Type: Flushmount [X] Stick-Up [ ]
Well Locked: Yes [X] No [ ]
Measuring Point Marked: Yes [X] No [ ]
Well Material: PVC [X] SS [ ] Other:
Well Diameter: 1" [ ] 2" [X] Other:
Comments:

Purging Information

Purging Method:		Bailer [ ]	Peristaltic [ ]	Well Wizard Dedicated Pump [ ]			
Tubing/Bailer Material:		Teflon [ ]	Stainless St. [ ]	Polyethylene [X]	other [ ]		
Sampling Method:		Bailer [ ]	Peristaltic [ ]	Well Wizard Dedicated Pump [ ]			
Average Pumping Rate:	(ml/min)	200					
Duration of Pumping:	(min)	30					
Total Volume Removed:	(gal)	2					

Did well go dry? Yes [ ] No [X]

Horiba U-52 Water Quality Meter Used? Yes [ ] No [X]

Conversion Factors

gal/ft. of water	1" ID	2" ID	4" ID	6" ID
	0.04	0.16	0.66	1.47

1 gallon=3.785L=3785mL=1337cu. feet

Time	DTW (feet)	Temp (°C)	pH (S.U.)	ORP (mV)	Conductivity (mS/cm)	Turbidity (NTU)	DO (mg/L)	TDS (g/L)
0750	4.79	13.69	7.51	-85	3.49	53.3	2.53	2.23
0755	4.84	13.31	7.45	-116	3.35	18.1	0.70	2.14
0800	4.83	13.19	7.43	-123	3.31	13.3	0.18	2.12
0805	4.83	13.07	7.41	-126	3.30	11.0	0.00	2.11
0810	4.83	13.02	7.40	-126	3.29	7.8	0.00	2.11
0815	4.83	12.97	7.39	-127	3.29	4.5	0.00	2.10
0820	4.83	12.95	7.38	-126	3.28	4.4	0.00	2.10

Sampling Information:

USEPA SW-846 Method 8270 SVOC's PAH's — 2 - 250 mL amber — Yes [X] No [ ]
USEPA SW-846 Method 8260 VOC's BTEX — 3 - 40 mL vials — Yes [X] No [ ]

Sample ID: **LTMW-12** Duplicate? Yes [ ] No [X]
Sample Time: 0825 MS/MSD? Yes [ ] No [X]

Shipped: Syracuse Service Center [ ] Fed-Ex [ ] Courier [ ]

Comments/Notes:

Laboratory: Eurofins Amherst, New York

National Grid
Excelsior Ave, Former MGP Site, Saratoga Springs, New York

Sampling Personnel: AJ
Job Number: 0603400-128660-221
Well Id. **LTMW-13**

Date: 4/17/24
Weather: 38°F, sunny
Time In: 0750 Time Out: 0910

Well Information

		TOC	Other
Depth to Water:	(feet)	5.70	
Depth to Bottom:	(feet)	23.05	
Depth to Product:	(feet)	NP	
Length of Water Column:	(feet)	17.35	
Volume of Water in Well:	(gal)	2.77	
Three Well Volumes:	(gal)	8.3	

Well Type: Flushmount [X] Stick-Up [ ]
Well Locked: Yes [X] No [ ]
Measuring Point Marked: Yes [X] No [ ]
Well Material: PVC [X] SS [ ] Other: ____
Well Diameter: 1" [ ] 2" [X] Other: ____
Comments:

Purging Information

Purging Method:	Bailer [ ]	Peristaltic [ ]	Well Wizard Dedicated Pump [ ]		
Tubing/Bailer Material:	Teflon [ ]	Stainless St. [ ]	Polyethylene [X]	other [ ]	
Sampling Method:	Bailer [ ]	Peristaltic [ ]	Well Wizard Dedicated Pump [ ]		

Average Pumping Rate: 200 (ml/min)
Duration of Pumping: 60 (min)
Total Volume Removed: 4.0 (gal)
Did well go dry? Yes [ ] No [X]
Horiba U-52 Water Quality Meter Used? Yes [ ] No [X]

Conversion Factors				
gal/ft. of water	1" ID	2" ID	4" ID	6" ID
	0.04	0.16	0.66	1.47
1 gallon=3.785L=3785mL=1337cu. feet				

Time	DTW (feet)	Temp (°C)	pH (S.U.)	ORP (mV)	Conductivity (mS/cm)	Turbidity (NTU)	DO (mg/L)	TDS (g/L)
0755	5.75	13.29	7.29	-20	4.15	877	2.99	2.67
0800	5.80	13.36	7.18	-20	4.18	851	2.10	2.68
0805	5.80	13.51	7.00	-24	4.24	666	1.53	2.71
0810	5.80	13.63	6.92	-30	4.30	377	0.46	2.75
0815	5.85	13.82	6.89	-33	4.32	180	0.01	2.77
0820	5.90	13.96	6.89	-36	4.33	112	0.00	2.77
0825	5.97	14.04	6.88	-38	4.33	91.1	0.00	2.77
0830	5.97	14.09	6.88	-40	4.33	77.2	0.00	2.77
0835	6.01	14.15	6.88	-41	4.33	64.3	0.00	2.77
0840	6.01	14.20	6.88	-42	4.33	58.1	0.00	2.77
0845	6.01	14.22	6.87	-43	4.33	49.9	0.00	2.77
0850	6.01	14.25	6.87	-44	4.33	45.3	0.00	2.77
0855	6.01	14.29	6.87	-45	4.33	40.0	0.00	2.77

Sampling Information:

USEPA SW-846 Method 8270 SVOC's PAH's
USEPA SW-846 Method 8260 VOC's BTEX

2 - 250 mL amber Yes [X] No [ ]
3 - 40 mL vials Yes [X] No [ ]

Sample ID: **LTMW-13**
Sample Time: 0900

Duplicate? Yes [ ] No [X]
MS/MSD? Yes [ ] No [X]

Shipped: Syracuse Service Center [ ]
Fed-Ex [ ] Courier [ ]

Comments/Notes:

Laboratory: Eurofins
Amherst, New York

National Grid
Excelsior Ave, Former MGP Site, Saratoga Springs, New York

Sampling Personnel: G. Ernst
Job Number: 0603400-128660-221
Well Id. **LTMW-14**

Date: 4/17/24
Weather: Clear 40°
Time In: 0840 Time Out: 0940

Well Information

		TOC	Other
Depth to Water:	(feet)	0.47	
Depth to Bottom:	(feet)	17.78	
Depth to Product:	(feet)	—	
Length of Water Column:	(feet)	17.31	
Volume of Water in Well:	(gal)	2.77	
Three Well Volumes:	(gal)	8.31	

Well Type: Flushmount [X] Stick-Up [ ]
Well Locked: Yes [X] No [ ]
Measuring Point Marked: Yes [X] No [ ]
Well Material: PVC [X] SS [ ] Other:
Well Diameter: 1" [ ] 2" [X] Other:
Comments:

Purging Information

Purging Method:	Bailer [ ]	Peristaltic [ ]	Well Wizard Dedicated Pump [X]		
Tubing/Bailer Material:	Teflon [ ]	Stainless St. [ ]	Polyethylene [X]	other [ ]	
Sampling Method:	Bailer [ ]	Peristaltic [ ]	Well Wizard Dedicated Pump [X]		
Average Pumping Rate: (ml/min)	200				
Duration of Pumping: (min)	30				
Total Volume Removed: (gal)	2	Did well go dry?	Yes [ ]	No [X]	

Horiba U-52 Water Quality Meter Used? Yes [ ] No [X]

Conversion Factors				
gal/ft. of water	1" ID	2" ID	4" ID	6" ID
	0.04	0.16	0.66	1.47
1 gallon=3.785L=3785mL=1337cu. feet				

Time	DTW (feet)	Temp (°C)	pH (S.U.)	ORP (mV)	Conductivity (mS/cm)	Turbidity (NTU)	DO (mg/L)	TDS (g/L)
0900	0.47	8.33	7.32	66	1.24	60.0	3.06	0.794
0905	0.47	8.59	7.27	71	1.26	48.6	2.54	0.805
0910	0.48	8.86	7.25	73	1.26	29.3	2.28	0.808
0915	0.47	9.03	7.24	75	1.26	20.6	2.22	0.810
0920	0.47	9.15	7.24	76	1.27	14.8	2.21	0.811
0925	0.47	8.90	7.23	79	1.27	10.2	2.18	0.816
0930	0.47	9.06	7.24	80	1.27	7.6	2.08	0.813

Sampling Information:

EPA SW-846 Method 8270 SVOC's PAH's — 2 - 250 mL amber — Yes [X] No [ ]
EPA SW-846 Method 8260 VOC's BTEX — 3 - 40 mL vials — Yes [X] No [ ]

Sample ID: **LTMW-14** Duplicate? Yes [ ] No [X]
Sample Time: 0935 MS/MSD? Yes [ ] No [X]

Shipped: Syracuse Service Center [ ] Fed-Ex [ ] Courier [ ]

Comments/Notes:

Laboratory: Eurofins Amherst, New York

National Grid
Excelsior Ave, Former MGP Site, Saratoga Springs, New York

Sampling Personnel: G. Frust
Job Number: 0603400-128660-221
Well Id. **LTMW-15**

Date: 4/17/24
Weather: clear 40°
Time In: 0940 Time Out: 1045

Well Information

		TOC	Other
Depth to Water:	(feet)	3.91	
Depth to Bottom:	(feet)	10.77	
Depth to Product:	(feet)	—	
Length of Water Column:	(feet)	6.86	
Volume of Water in Well:	(gal)	1.10	
Three Well Volumes:	(gal)	3.30	

Well Type: Flushmount [X] Stick-Up [ ]
Well Locked: Yes [X] No [ ]
Measuring Point Marked: Yes [X] No [ ]
Well Material: PVC [X] SS [ ] Other:
Well Diameter: 1" [ ] 2" [X] Other:
Comments:

Purging Information

Purging Method:	Bailer [ ]	Peristaltic [ ]	Well Wizard Dedicated Pump [X]		
Tubing/Bailer Material:	Teflon [ ]	Stainless St. [ ]	Polyethylene [X]	other [ ]	
Sampling Method:	Bailer [ ]	Peristaltic [ ]	Well Wizard Dedicated Pump [X]		
Average Pumping Rate: (ml/min)	200				
Duration of Pumping: (min)	30				
Total Volume Removed: (gal)	2				

Did well go dry? Yes [ ] No [X]

Horiba U-52 Water Quality Meter Used? Yes [ ] No [X]

Conversion Factors				
gal/ft. of water	1" ID	2" ID	4" ID	6" ID
	0.04	0.16	0.66	1.47
1 gallon=3.785L=3785mL=1337cu. feet				

Time	DTW (feet)	Temp (°C)	pH (S.U.)	ORP (mV)	Conductivity (mS/cm)	Turbidity (NTU)	DO (mg/L)	TDS (g/L)
955	4.57	10.51	6.86	-102	1.64	96.0	1.06	1.05
1000	4.92	10.44	6.88	-110	1.57	74.1	0.00	1.00
1005	5.01	10.34	6.93	-117	1.56	44.8	0.00	0.999
1010	5.04	10.28	6.97	-112	1.56	14.8	0.00	1.00
1015	5.06	10.32	6.98	-124	1.56	11.4	0.00	1.00
1020	5.06	10.28	7.00	-126	1.57	9.6	0.00	1.00
1025	5.06	10.30	7.02	-128	1.57	7.9	0.00	1.00

Sampling Information:

EPA SW-846 Method 8270 SVOC's PAH's — 2 - 250 mL amber — Yes [X] No [ ]
EPA SW-846 Method 8260 VOC's BTEX — 3 - 40 mL vials — Yes [X] No [ ]

Sample ID: **LTMW-15**
Sample Time: 1030
Duplicate? Yes [ ] No [X]
MS/MSD? Yes [ ] No [X]

Shipped: Syracuse Service Center [ ]
Fed-Ex [ ] Courier [ ]

Comments/Notes:

Laboratory: Eurofins
Amherst, New York

National Grid
Excelsior Ave, Former MGP Site, Saratoga Springs, New York

Sampling Personnel: AS
Job Number: 0603400-128660-221
Well Id. **Old Red Spring**

Date: 4/17/24
Weather: 38°F, sunny
Time In: 0725 Time Out: 0735

Time		Temp (°C)	pH	ORP (mV)	Conductivity (mS/cm)	Turbidity (NTU)	DO (mg/L)	TDS (g/L)
0730		13.97	7.05	-96	2.75	49.9	0.14	1.91

Sampling Information:

EPA SW-846 Method 8270 SVOC's PAH's — 2 - 250 mL amber — Yes ☒ No ☐
EPA SW-846 Method 8260 VOC's BTEX — 3 - 40 mL vials — Yes ☒ No ☐

Sample ID: **ORS** Duplicate? Yes ☐ No ☒
Sample Time: 0730 MS/MSD? Yes ☐ No ☒

Shipped: Syracuse Service Center ☐
Fed-Ex ☐ Courier ☐

Comments/Notes:

Laboratory: Eurofins
Amherst, New York

National Grid
Excelsior Ave, Former MGP Site, Saratoga Springs, New York

Sampling Personnel: Peter Lyon
Date: 4/2/24
Job Number: 0603400-128660-221
Weather: Sunny 55°
Well Id. **MH-1**
Time In: 1153 Time Out: 1205

Time		Temp (°C)	pH	ORP (mV)	Conductivity (mS/cm)	Turbidity (NTU)	DO (mg/L)	TDS (g/L)
1155		12.26	6.24	-16	2.74	0.0	12.04	1.75

Sampling Information:

EPA SW-846 Method 8270 SVOC's PAH's 2 - 250 mL amber Yes [X] No [ ]
EPA SW-846 Method 8260 VOC's BTEX 3 - 40 mL vials Yes [X] No [ ]

Sample ID: **MH-1** Duplicate? Yes [ ] No [X]
Sample Time: 1200 MS/MSD? Yes [ ] No [X]

Shipped: Syracuse Service Center [ ]
Fed-Ex [ ] Courier [ ]

Comments/Notes:

Laboratory: Eurofins
Amherst, New York

National Grid
Excelsior Ave, Former Skating Rink Site
Saratoga Springs, New York

Semi-Annual Event

Well ID.	Sample?	Well Size	DTW	DTP	DTB	Comments
LTMW-06	yes	2"	5.22		19.41	
LTMW-07	yes	2"	16.35		28.25	
LTMW-08	yes	2"	9.15		27.23	
LTMW-09	yes	2"	15.10		19.35	
LTMW-10	yes	2"	15.25		28.16	

National Grid
Excelsior Ave, Former MGP Site, Saratoga Springs, New York

Sampling Personnel: G. ERNST
Job Number: 0603400-128660-221
Well Id. **LTMW-06**

Date: 4/16/24
Weather: clear 60°s
Time In: 1635 Time Out: 1750

Well Information

		TOC	Other
Depth to Water:	(feet)	5.22	
Depth to Bottom:	(feet)	19.41	
Depth to Product:	(feet)	—	
Length of Water Column:	(feet)	14.19	
Volume of Water in Well:	(gal)	2.27	
Three Well Volumes:	(gal)	6.81	

Well Type: Flushmount [X] Stick-Up [ ]
Well Locked: Yes [ ] No [X]
Measuring Point Marked: Yes [X] No [ ]
Well Material: PVC [X] SS [ ] Other:
Well Diameter: 1" [ ] 2" [X] Other:
Comments:

Purging Information

Purging Method:		Bailer [ ]	Peristaltic [ ]	Well Wizard Dedicated Pump [X]	
Tubing/Bailer Material:		Teflon [ ]	Stainless St. [ ]	Polyethylene [X]	other [ ]
Sampling Method:		Bailer [ ]	Peristaltic [ ]	Well Wizard Dedicated Pump [X]	
Average Pumping Rate:	(ml/min)	200			
Duration of Pumping:	(min)	30			
Total Volume Removed:	(gal)	2			

Did well go dry? Yes [ ] No [X]

Horiba U-52 Water Quality Meter Used? Yes [X] No [ ]

Conversion Factors

gal/ft. of water	1" ID	2" ID	4" ID	6" ID
	0.04	0.16	0.66	1.47

1 gallon=3.785L=3785mL=1337cu. feet

Time	DTW (feet)	Temp (°C)	pH (S.U.)	ORP (mV)	Conductivity (mS/cm)	Turbidity (NTU)	DO (mg/L)	TDS (g/L)
1645	7.17	12.13	6.90	59	0.882	388	2.81	0.561
1650	8.18	11.71	6.86	67	0.803	264	0.32	0.514
1655	8.68	11.76	6.85	76	0.791	131	0.00	0.506
1700	9.02	11.95	6.84	69	0.794	60.6	0.00	0.508
1705	9.09	11.96	6.84	66	0.793	52.2	0.00	0.508
1710	9.25	11.87	6.83	61	0.799	34.0	0.00	0.511
1715	9.44	11.66	6.82	52	0.801	23.6	0.00	0.513
1720	9.55	11.80	6.83	44	0.798	18.7	0.00	0.511
1725	9.66	11.74	6.83	34	0.801	12.1	0.00	0.512
1730	9.74	11.82	6.83	25	0.799	9.8	0.00	0.511

Sampling Information:

EPA SW-846 Method 8270 SVOC's PAH's
EPA SW-846 Method 8260 VOC's BTEX

2 - 250 mL amber Yes [X] No [ ]
3 - 40 mL vials Yes [X] No [ ]

Sample ID: **LTMW-06**
Sample Time: 1730

Duplicate? Yes [ ] No [X]
MS/MSD? Yes [ ] No [X]

Shipped: Syracuse Service Center [ ]
Fed-Ex [ ] Courier [ ]

Comments/Notes:

Laboratory: Eurofins
Amherst, New York

National Grid
Excelsior Ave, Former MGP Site, Saratoga Springs, New York

Sampling Personnel: AS
Job Number: 0603400-128660-221
Well Id. **LTMW-07**

Date: 4/16/24
Weather: 64°F, sunny
Time In: 1525 Time Out: 1640

Well Information

		TOC	Other
Depth to Water:	(feet)	8.52	
Depth to Bottom:	(feet)	28.25	
Depth to Product:	(feet)	NP	
Length of Water Column:	(feet)	19.73	
Volume of Water in Well:	(gal)	3.15	
Three Well Volumes:	(gal)	9.4	

Well Type: Flushmount [X] Stick-Up [ ]
Well Locked: Yes [ ] No [X]
Measuring Point Marked: Yes [X] No [ ]
Well Material: PVC [X] SS [ ] Other: ____
Well Diameter: 1" [ ] 2" [X] Other: ____
Comments:

Purging Information

Purging Method:	Bailer [ ]	Peristaltic [ ]	Well Wizard Dedicated Pump [X]		
Tubing/Bailer Material:	Teflon [ ]	Stainless St. [ ]	Polyethylene [X]	other [ ]	
Sampling Method:	Bailer [ ]	Peristaltic [ ]	Well Wizard Dedicated Pump [X]		

Average Pumping Rate: 200 (ml/min)
Duration of Pumping: 60 (min)
Total Volume Removed: 4.0 (gal)
Did well go dry? Yes [ ] No [X]
Horiba U-52 Water Quality Meter Used? Yes [X] No [ ]

Conversion Factors				
gal/ft. of water	1" ID	2" ID	4" ID	6" ID
	0.04	0.16	0.66	1.47
1 gallon=3.785L=3785mL=1337cu. feet				

Time	DTW (feet)	Temp (°C)	pH (S.U.)	ORP (mV)	Conductivity (mS/cm)	Turbidity (NTU)	DO (mg/L)	TDS (g/L)
1530	8.79	14.41	7.04	-84	1.81	21.0	0.54	1.11
1535	9.01	14.59	7.08	-78	2.71	42.2	0.54	1.73
1540	9.01	14.11	7.09	-90	2.75	46.8	0.00	1.76
1545	9.01	14.29	7.09	-93	2.78	46.7	0.00	1.78
1550	9.01	14.28	7.09	-95	2.77	50.5	0.00	1.77
1555	9.01	14.20	7.09	-96	2.78	68.8	0.00	1.78
1600	9.01	14.25	7.09	-96	2.78	67.1	0.00	1.78
1605	9.01	14.36	7.09	-96	2.77	68.8	0.00	1.77
1610	9.01	14.43	7.08	-96	2.77	71.2	0.00	1.77
1615	9.01	14.50	7.08	-96	2.76	73.0	0.00	1.76
1620	9.01	14.44	7.08	-96	2.73	72.7	0.00	1.75
1625	9.01	14.16	7.08	-96	2.73	75.1	0.00	1.75
1630	9.01	13.97	7.08	-96	2.75	77.9	0.00	1.76

Sampling Information:

EPA SW-846 Method 8270 SVOC's PAH's — 2 - 250 mL amber — Yes [X] No [ ]
EPA SW-846 Method 8260 VOC's BTEX — 3 - 40 mL vials — Yes [X] No [ ]

Sample ID: **LTMW-07** Duplicate? Yes [ ] No [X]
Sample Time: 1635 MS/MSD? Yes [ ] No [X]

Shipped: Syracuse Service Center [ ]
Fed-Ex [ ] Courier [ ]

Comments/Notes:

Laboratory: Eurofins
Amherst, New York

National Grid
Excelsior Ave, Former MGP Site, Saratoga Springs, New York

Sampling Personnel: G. Ernst
Job Number: 0603400-128660-221
Well Id. **LTMW-08**

Date: 4/16/24
Weather: Clear 60°
Time In: 1530 Time Out: 1635

Well Information

		TOC	Other
Depth to Water:	(feet)	9.15	
Depth to Bottom:	(feet)	27.23	
Depth to Product:	(feet)	—	
Length of Water Column:	(feet)	18.08	
Volume of Water in Well:	(gal)	2.89	
Three Well Volumes:	(gal)	8.68	

Well Type: Flushmount [X] Stick-Up [ ]
Well Locked: Yes [ ] No [X]
Measuring Point Marked: Yes [X] No [ ]
Well Material: PVC [X] SS [ ] Other: ____
Well Diameter: 1" [ ] 2" [X] Other: ____
Comments:

Purging Information

Purging Method:	Bailer [ ]	Peristaltic [ ]	Well Wizard Dedicated Pump [X]		
Tubing/Bailer Material:	Teflon [ ]	Stainless St. [ ]	Polyethylene [X]	other [ ]	
Sampling Method:	Bailer [ ]	Peristaltic [ ]	Well Wizard Dedicated Pump [X]		
Average Pumping Rate: (ml/min)	200				
Duration of Pumping: (min)	30				
Total Volume Removed: (gal)	2				

Did well go dry? Yes [ ] No [X]

Horiba U-52 Water Quality Meter Used? Yes [X] No [ ]

Conversion Factors				
gal/ft. of water	1" ID	2" ID	4" ID	6" ID
	0.04	0.16	0.66	1.47
1 gallon=3.785L=3785mL=1337cu. feet				

Time	DTW (feet)	Temp (°C)	pH (S.U.)	ORP (mV)	Conductivity (mS/cm)	Turbidity (NTU)	DO (mg/L)	TDS (g/L)
~~1540~~								
1545	10.88	12.62	7.30	-79	2.03	111	4.26	1.27
1550	11.58	12.28	7.21	-85	2.09	46.9	3.20	1.34
1555	11.59	12.77	7.18	-95	2.68	20.8	2.48	1.72
1600	11.58	12.79	7.18	-99	2.87	14.2	2.40	1.84
1605	11.59	12.87	7.19	-103	3.06	8.1	1.97	1.96
1610	11.58	12.80	7.19	-106	3.12	5.8	1.59	2.00
1615	11.59	12.68	7.19	-107	3.12	5.2	1.56	2.00

Sampling Information:

EPA SW-846 Method 8270 SVOC's PAH's
EPA SW-846 Method 8260 VOC's BTEX

2 - 250 mL amber Yes [X] No [ ]
3 - 40 mL vials Yes [X] No [ ]

Sample ID: **LTMW-08**
Sample Time: 1620

Duplicate? Yes [ ] No [X]
MS/MSD? Yes [ ] No [X]

Shipped: Syracuse Service Center [ ]
Fed-Ex [ ] Courier [ ]

Comments/Notes:

Laboratory: Eurofins
Amherst, New York

National Grid
Excelsior Ave, Former MGP Site, Saratoga Springs, New York

Sampling Personnel: AJ
Date: 4/16/24
Job Number: 0603400-128660-221
Weather: 64°F, sunny
Well Id. **LTMW-09**
Time In: 1430 Time Out: 1526

Well Information

		TOC	Other
Depth to Water:	(feet)	8.25	
Depth to Bottom:	(feet)	19.35	
Depth to Product:	(feet)	NP	
Length of Water Column:	(feet)	11.10	
Volume of Water in Well:	(gal)	1.77	
Three Well Volumes:	(gal)	5.32	

Well Type: Flushmount [X] Stick-Up [ ]
Well Locked: Yes [ ] No [X]
Measuring Point Marked: Yes [X] No [ ]
Well Material: PVC [X] SS [ ] Other:
Well Diameter: 1" [ ] 2" [X] Other:
Comments:

Purging Information

Purging Method:	Bailer [ ]	Peristaltic [ ]	Well Wizard Dedicated Pump [X]		
Tubing/Bailer Material:	Teflon [ ]	Stainless St. [ ]	Polyethylene [X]	other [ ]	
Sampling Method:	Bailer [ ]	Peristaltic [ ]	Well Wizard Dedicated Pump [X]		
Average Pumping Rate:	200 (ml/min)				
Duration of Pumping:	(min)				
Total Volume Removed:	(gal)				

Did well go dry? Yes [ ] No [X]

Horiba U-52 Water Quality Meter Used? Yes [X] No [ ]

Conversion Factors				
gal/ft. of water	1" ID	2" ID	4" ID	6" ID
	0.04	0.16	0.66	1.47
1 gallon=3.785L=3785mL=1337cu. feet				

Time	DTW (feet)	Temp (°C)	pH (S.U.)	ORP (mV)	Conductivity (mS/cm)	Turbidity (NTU)	DO (mg/L)	TDS (g/L)
1435	8.42	10.10	7.14	-24	1.18	13.8	1.04	0.749
1440	8.42	11.79	7.17	-79	1.23	9.7	0.32	0.793
1445	8.42	12.21	7.04	-91	1.14	6.6	0.00	0.731
1450	8.42	12.48	7.01	-93	1.12	7.1	0.07	0.717
1455	8.42	12.63	7.00	-94	1.10	6.5	0.23	0.703
1500	8.42	13.10	6.99	-95	1.09	6.5	0.26	0.693
1505	8.42	13.50	6.98	-95	1.09	6.7	0.25	0.689

Sampling Information:

EPA SW-846 Method 8270 SVOC's PAH's
EPA SW-846 Method 8260 VOC's BTEX

2 - 250 mL amber Yes [X] No [ ]
3 - 40 mL vials Yes [X] No [ ]

Sample ID: **LTMW-09** Duplicate? Yes [ ] No [X]
Sample Time: 1510 MS/MSD? Yes [ ] No [X]

Shipped: Syracuse Service Center [ ]
Fed-Ex [ ] Courier [ ]

Comments/Notes:

Laboratory: Eurofins
Amherst, New York

National Grid
Excelsior Ave, Former MGP Site, Saratoga Springs, New York

Sampling Personnel: G. ERNST
Date: 4/16/24
Job Number: 0603400-128660-221
Weather: clear 60's
Well Id. **LTMW-10**
Time In: 1430 Time Out: 1530

Well Information

		TOC	Other
Depth to Water:	(feet)	7.89	
Depth to Bottom:	(feet)	28.16	
Depth to Product:	(feet)	—	
Length of Water Column:	(feet)	20.27	
Volume of Water in Well:	(gal)	3.24	
Three Well Volumes:	(gal)	9.73	

Well Type: Flushmount [X] Stick-Up [ ]
Well Locked: Yes [ ] No [X]
Measuring Point Marked: Yes [X] No [ ]
Well Material: PVC [X] SS [ ] Other: ____
Well Diameter: 1" [ ] 2" [X] Other: ____
Comments:

Purging Information

Purging Method:	Bailer [ ]	Peristaltic [ ]	Well Wizard Dedicated Pump [X]			
Tubing/Bailer Material:	Teflon [ ]	Stainless St. [ ]	Polyethylene [X]	other [ ]		
Sampling Method:	Bailer [ ]	Peristaltic [ ]	Well Wizard Dedicated Pump [X]			
Average Pumping Rate: (ml/min)	200					
Duration of Pumping: (min)	30					
Total Volume Removed: (gal)	2					

Did well go dry? Yes [ ] No [X]
Horiba U-52 Water Quality Meter Used? Yes [X] No [ ]

Conversion Factors				
gal/ft. of water	1" ID	2" ID	4" ID	6" ID
	0.04	0.16	0.66	1.47
1 gallon=3.785L=3785mL=1337cu. feet				

Time	DTW (feet)	Temp (°C)	pH (S.U.)	ORP (mV)	Conductivity (mS/cm)	Turbidity (NTU)	DO (mg/L)	TDS (g/L)
1450	8.09	14.02	7.56	-141	2.07	50.3	1.52	1.32
1455	8.11	13.72	7.53	-146	1.88	34.1	0.20	1.20
1500	8.09	13.51	7.53	-146	1.82	29.6	0.23	1.16
1505	8.13	13.32	7.49	-143	1.78	12.2	0.09	1.14
1510	8.13	13.25	7.45	-141	1.85	9.1	0.02	1.18
1515	8.14	13.21	7.42	-139	1.92	6.5	0.03	1.23
1520	8.15	13.21	7.39	-137	2.00	5.4	0.01	1.28
1525								
1530								

Sampling Information:

EPA SW-846 Method 8270 SVOC's PAH's
EPA SW-846 Method 8260 VOC's BTEX

2 - 250 mL amber Yes [X] No [ ]
3 - 40 mL vials Yes [X] No [ ]

Sample ID: **LTMW-10**
Sample Time: 1525
Duplicate? Yes [ ] No [X]
MS/MSD? Yes [ ] No [X]

Shipped: Syracuse Service Center [ ]
Fed-Ex [ ] Courier [ ]

Comments/Notes:

Laboratory: Eurofins
Amherst, New York

Well ID.	*Sample?*	*Well Size*	*DTW*	*DTP*	*DTB*	*Comments*
LTMP-01	**no**	2"			16.79	
LTMP-02	**no**	2"			19.10	
LTMP-2A	**no**	2"			15.00	
LTMP-03	**no**	2"			11.59	
LTMP-04	**no**	2"			11.25	
LTMP-05	**no**	2"			14.75	
LTMP-06	**no**	2"			14.46	
LTMP-14	**no**	2"			8.87	
LTMP-15	**no**	2"			11.17	
LTMW-01	**yes**	2"	5.85		15.70	
LTMW-02	**yes**	2"	5.92		13.53	Field Duplicate
LTMW-03	**yes**	2"	5.80		12.09	
LTMW-04	**yes**	2"	2.30		12.56	MS/MSD
LTMW-05	**yes**	2"	3.02		13.00	
LTMW-6A	**yes**	2"	5.30		15.38	
LTMW-14	**yes**	2"	0.80		17.78	
LTMW-15	**yes**	2"	4.18		10.77	
LTMP-06A	**no**	2"			7.37	
LTMP-14A	**no**	2"			8.87	
LTMP-15A	**no**	2"			7.14	
DW-1	**no**	8"			23.10	
DW-2	**no**	8"			15.80	
DW-3	**no**	8"			27.85	
DW-4	**no**	8"			25.50	
DW-5	**no**	8"			24.70	
DW-6	**no**	8"			28.30	
DW-7	**no**	10"			9.00	
LTMP-11	**no**	2"			14.25	
LTMP-12	**no**	2"			17.02	
LTMW-12	**yes**	2"	9.55		20.10	
LTMP-13	**no**	2"			22.90	
LTMW-13	**yes**	2"	6.06		23.05	
ORS	**yes**	n/a	n/a	-	n/a	
MH-1	**yes**	n/a	n/a	-	n/a	

National Grid
Excelsior Ave, Former MGP Site, Saratoga Springs, New York

Sampling Personnel: Peter Lyon | Date: 7/11/2024

Job Number: 0603400-128660-221 | Weather: 80 sunny

Well Id. **LTMW-01** | Time In: 1020 Time Out: 1125

Well Information

		TOC	Other
Depth to Water:	(feet)	5.85	
Depth to Bottom:	(feet)	15.70	
Depth to Product:	(feet)	0	
Length of Water Column:	(feet)	9.85	
Volume of Water in Well:	(gal)	1.57	
Three Well Volumes:	(gal)	4.72	

Well Type: Flushmount [X] Stick-Up [ ]
Well Locked: Yes [ ] No [X]
Measuring Point Marked: Yes [X] No [ ]
Well Material: PVC [X] SS [ ] Other:
Well Diameter: 1" [ ] 2" [X] Other:
Comments:

Purging Information

Purging Method:		Bailer [ ]	Peristaltic [ ]	Well Wizard Dedicated Pump [X]			
Tubing/Bailer Material:		Teflon [ ]	Stainless St. [ ]	Polyethylene [X]	other [ ]		
Sampling Method:		Bailer [ ]	Peristaltic [ ]	Well Wizard Dedicated Pump [X]			
Average Pumping Rate:	(ml/min)	200					
Duration of Pumping:	(min)	30					
Total Volume Removed:	(gal)	2					

Did well go dry? Yes [ ] No [x]

Horiba U-52 Water Quality Meter Used? Yes [X] No [ ]

Conversion Factors				
gal/ft. of water	1" ID	2" ID	4" ID	6" ID
	0.04	0.16	0.66	1.47

1 gallon=3.785L=3785mL=1337cu. feet

Time	DTW (feet)	Temp (˚C)	pH (S.U.)	ORP (mV)	Conductivity (mS/cm)	Turbidity (NTU)	DO (mg/L)	TDS (g/L)
1025	6.5	18.1	7.96	-14	2.06	177	5.28	1.32
1030	7.05	18.16	7.92	-3	2.11	320	3.2	1.35
1035	7.26	18.19	8.13	-4	2.12	258	2.12	1.35
1040	7.41	17.63	7.99	2	2.12	207	2.77	1.36
1045	7.41	17.8	7.97	7	2.12	191	2.71	1.35
1050	7.43	17.62	7.98	11	2.12	139	2.78	1.36
1055	7.61	16.89	8.01	12	2.13	113	2.76	1.36
1100	7.64	16.79	8	14	2.13	99	2.72	1.36
1105	7.79	16.61	8	14	2.14	68.3	2.61	1.37
1110	7.86	16.53	8.01	14	2.14	47.8	2.61	1.37
1115	7.9	16.91	8	13	2.14	37.7	2.51	1.37
1120	7.8	17.7	8.01	12	2.13	38	2.59	1.36

Sampling Information:

EPA SW-846 Method 8270 SVOC's PAH's — 2 - 250 mL amber — Yes [X] No [ ]
EPA SW-846 Method 8260 VOC's BTEX — 3 - 40 mL vials — Yes [X] No [ ]

Sample ID: **LTMW-01** Duplicate? Yes [ ] No [X]
Sample Time: 1120 MS/MSD? Yes [ ] No [X]

Shipped: Syracuse Service Center [X] Fed-Ex [ ] Courier [ ]

Comments/Notes:

Laboratory: Eurofins Amherst, New York

National Grid
Excelsior Ave, Former MGP Site, Saratoga Springs, New York

Sampling Personnel: KL
Date: 7/11/2024
Job Number: 0603400-128660-221
Weather: sunny 79
Well Id. **LTMW-02**
Time In: 1000 Time Out: 1045

Well Information

		TOC	Other
Depth to Water:	(feet)	5.92	
Depth to Bottom:	(feet)	13.53	
Depth to Product:	(feet)	NP	
Length of Water Column:	(feet)	7.61	
Volume of Water in Well:	(gal)	1.21	
Three Well Volumes:	(gal)	3.65	

Well Type: Flushmount [X] Stick-Up [ ]
Well Locked: Yes [X] No [ ]
Measuring Point Marked: Yes [X] No [ ]
Well Material: PVC [X] SS [ ] Other:
Well Diameter: 1" [ ] 2" [X] Other:
Comments:

Purging Information

Purging Method:	Bailer [ ]	Peristaltic [ ]	Well Wizard Dedicated Pump [X]		
Tubing/Bailer Material:	Teflon [ ]	Stainless St. [ ]	Polyethylene [X]	other [ ]	
Sampling Method:	Bailer [ ]	Peristaltic [ ]	Well Wizard Dedicated Pump [X]		

Average Pumping Rate:	(ml/min)	200
Duration of Pumping:	(min)	30
Total Volume Removed:	(gal)	2

Did well go dry? Yes [ ] No [X]
Horiba U-52 Water Quality Meter Used? Yes [X] No [ ]

Conversion Factors				
gal/ft. of water	1" ID	2" ID	4" ID	6" ID
	0.04	0.16	0.66	1.47
1 gallon=3.785L=3785mL=1337cu. feet				

Time	DTW (feet)	Temp (˚C)	pH (S.U.)	ORP (mV)	Conductivity (mS/cm)	Turbidity (NTU)	DO (mg/L)	TDS (g/L)
1010	5.96	19.16	7.76	-209	2.11	67.5	2.45	1.34
1015	5.96	20.09	7.54	-202	2.07	59.2	2.1	1.33
1020	5.96	20.79	7.45	-197	1.9	70.1	1.95	1.22
1025	5.96	18	7.5	-188	1.49	51.2	1.08	0.035
1030	5.96	18.15	7.51	-177	1.09	8.8	0.76	..691
1035	5.96	18.31	7.51	-171	1.05	4.7	0.81	0.67
1040	5.96	18.36	7.56	-167	0.994	1.7	0.88	0.636

Sampling Information:

EPA SW-846 Method 8270 SVOC's PAH's — 4 - 250 mL amber — Yes [X] No [ ]
EPA SW-846 Method 8260 VOC's BTEX — 6 - 40 mL vials — Yes [X] No [ ]

Field Duplicate
Sample ID: **LTMW-02** Duplicate? Yes [X] No [ ]
Sample Time: 1040 MS/MSD? Yes [ ] No [X]

Shipped: Syracuse Service Center [X] Fed-Ex [ ] Courier [ ]

Comments/Notes:

Laboratory: Eurofins Amherst, New York

National Grid
Excelsior Ave, Former MGP Site, Saratoga Springs, New York

Sampling Personnel: KL
Date: 7/11/2024
Job Number: 0603400-128660-221
Weather: sunny 79
Well Id. **LTMW-03**
Time In: 1055 Time Out: 1140

Well Information

		TOC	Other
Depth to Water:	(feet)	5.8	
Depth to Bottom:	(feet)	12.09	
Depth to Product:	(feet)	NP	
Length of Water Column:	(feet)	6.29	
Volume of Water in Well:	(gal)	1	
Three Well Volumes:	(gal)	3	

Well Type: Flushmount [X] Stick-Up [ ]
Well Locked: Yes [X] No [ ]
Measuring Point Marked: Yes [X] No [ ]
Well Material: PVC [X] SS [ ] Other:
Well Diameter: 1" [ ] 2" [X] Other:
Comments:

Purging Information

Purging Method:	Bailer [ ]	Peristaltic [ ]	Well Wizard Dedicated Pump [X]		
Tubing/Bailer Material:	Teflon [ ]	Stainless St. [ ]	Polyethylene [X]	other [ ]	
Sampling Method:	Bailer [ ]	Peristaltic [ ]	Well Wizard Dedicated Pump [X]		

Average Pumping Rate:	(ml/min)	200
Duration of Pumping:	(min)	30
Total Volume Removed:	(gal)	2

Did well go dry? Yes [ ] No [X]

Horiba U-52 Water Quality Meter Used? Yes [X] No [ ]

Conversion Factors				
gal/ft. of water	1" ID	2" ID	4" ID	6" ID
	0.04	0.16	0.66	1.47

1 gallon=3.785L=3785mL=1337cu. feet

Time	DTW (feet)	Temp (˚C)	pH (S.U.)	ORP (mV)	Conductivity (mS/cm)	Turbidity (NTU)	DO (mg/L)	TDS (g/L)
1105	6.42	48.95	7.38	-127	2.33	10.7	1.3	1.5
1110	6.48	19.29	7.18	-153	2.48	2.7	0.09	1.59
1115	6.48	19.32	7.2	-171	2.5	1	0	1.6
1120	6.54	19.02	7.19	-189	2.51	0	0	1.6
1125	6.68	18.6	7.2	-203	2.51	0	0	1.61
1130	6.77	18.46	7.14	-209	2.53	0	0	1.62
1135	6.86	18.43	7.18	-216	2.54	0	0	1.63

Sampling Information:

EPA SW-846 Method 8270 SVOC's PAH's — 2 - 250 mL amber — Yes [X] No [ ]
EPA SW-846 Method 8260 VOC's BTEX — 3 - 40 mL vials — Yes [X] No [ ]

Sample ID: **LTMW-03** Duplicate? Yes [ ] No [X]
Sample Time: 1135 MS/MSD? Yes [ ] No [X]

Shipped: Syracuse Service Center [X] Fed-Ex [ ] Courier [ ]

Comments/Notes:

Laboratory: Eurofins Amherst, New York

National Grid
Excelsior Ave, Former MGP Site, Saratoga Springs, New York

Sampling Personnel: KL
Date: 7/11/2024
Job Number: 0603400-128660-221
Weather: PC 79
Well Id. **LTMW-04**
Time In: 1145 Time Out: 1250

Well Information

		TOC	Other
Depth to Water:	(feet)	2.3	
Depth to Bottom:	(feet)	12.56	
Depth to Product:	(feet)	NP	
Length of Water Column:	(feet)	10.26	
Volume of Water in Well:	(gal)	1.64	
Three Well Volumes:	(gal)	4.92	

Well Type: Flushmount [X] Stick-Up [ ]
Well Locked: Yes [X] No [ ]
Measuring Point Marked: Yes [X] No [ ]
Well Material: PVC [X] SS [ ] Other:
Well Diameter: 1" [ ] 2" [X] Other:
Comments:

Purging Information

Purging Method:	Bailer [ ]	Peristaltic [ ]	Well Wizard Dedicated Pump [X]				
Tubing/Bailer Material:	Teflon [ ]	Stainless St. [ ]	Polyethylene [X]	other [ ]			
Sampling Method:	Bailer [ ]	Peristaltic [ ]	Well Wizard Dedicated Pump [X]				
Average Pumping Rate: (ml/min)	200						
Duration of Pumping: (min)	30						
Total Volume Removed: (gal)	2	Did well go dry?	Yes [ ]	No [X]			

Horiba U-52 Water Quality Meter Used? Yes [X] No [ ]

Conversion Factors				
gal/ft. of water	1" ID	2" ID	4" ID	6" ID
	0.04	0.16	0.66	1.47
1 gallon=3.785L=3785mL=1337cu. feet				

Time	DTW (feet)	Temp (˚C)	pH (S.U.)	ORP (mV)	Conductivity (mS/cm)	Turbidity (NTU)	DO (mg/L)	TDS (g/L)
1155	2.83	23.13	7.85	-124	846	57.5	4.51	0.522
1200	**	23.42	7.63	-93	0.446	40	4.16	0.301
1205	**	23.5	7.59	-82	0.415	22.6	4.05	0.27
1210	**	23.52	7.54	-70	0.388	18	4	0.251
1215	**	23.52	7.55	-63	0.379	14.1	3.96	0.246
1220	**	23.53	7.53	-58	0.377	10.2	3.82	0.245
1225	**	23.56	7.52	-53	0.38	8.7	3.72	0.247
1230	**	23.89	7.44	-42	0.385	5.1	3.63	0.25
1235	2.78	23.59	7.48	-45	0.39	4.9	3.49	0.254

Sampling Information:

EPA SW-846 Method 8270 SVOC's PAH's — 6 - 250 mL amber Yes [X] No [ ]
EPA SW-846 Method 8260 VOC's BTEX — 9 - 40 mL vials Yes [X] No [ ]

LTMW-04-MS and LTMW-04-MSD

Sample ID: **LTMW-04** Duplicate? Yes [ ] No [X]
Sample Time: 1235 MS/MSD? Yes [X] No [ ]

Shipped: Syracuse Service Center [X]
Fed-Ex [ ] Courier [ ]

Comments/Notes:
** hits pump

Laboratory: Eurofins
Amherst, New York

National Grid
Excelsior Ave, Former MGP Site, Saratoga Springs, New York

Sampling Personnel: KL
Date: 7/11/2024
Job Number: 0603400-128660-221
Weather: PC 79
Well Id. **LTMW-05**
Time In: 1250 Time Out: 1340

Well Information

		TOC	Other
Depth to Water:	(feet)	3.02	
Depth to Bottom:	(feet)	13.00	
Depth to Product:	(feet)	NP	
Length of Water Column:	(feet)	9.98	
Volume of Water in Well:	(gal)	1.59	
Three Well Volumes:	(gal)	4.79	

Well Type: Flushmount [X] Stick-Up [ ]
Well Locked: Yes [X] No [ ]
Measuring Point Marked: Yes [X] No [ ]
Well Material: PVC [X] SS [ ] Other:
Well Diameter: 1" [ ] 2" [X] Other:
Comments:

Purging Information

Purging Method:	Bailer [ ]	Peristaltic [ ]	Well Wizard Dedicated Pump [X]				
Tubing/Bailer Material:	Teflon [ ]	Stainless St. [ ]	Polyethylene [X]	other [ ]			
Sampling Method:	Bailer [ ]	Peristaltic [ ]	Well Wizard Dedicated Pump [X]				

Average Pumping Rate:	(ml/min)	200
Duration of Pumping:	(min)	30
Total Volume Removed:	(gal)	2

Did well go dry? Yes [ ] No [X]

Horiba U-52 Water Quality Meter Used? Yes [X] No [ ]

Conversion Factors				
gal/ft. of water	1" ID	2" ID	4" ID	6" ID
	0.04	0.16	0.66	1.47

1 gallon=3.785L=3785mL=1337cu. feet

Time	DTW (feet)	Temp (˚C)	pH (S.U.)	ORP (mV)	Conductivity (mS/cm)	Turbidity (NTU)	DO (mg/L)	TDS (g/L)
1300	3.8	21.35	7.51	0.232	0.735	33.2	0	0.471
1305	4.11	20.94	7.46	-239	0.793	24.6	0	0.508
1310	4.13	20.84	7.42	-246	0.818	33	0	0.524
1315	4.13	19.63	-251	0.853	8.5	7.3	0	0.564
1320	4.13	19.53	7.41	-253	0.859	2.3	0	0.55
1325	4.13	19.51	7.48	-256	0.861	1	0	0.551
1330	4.13	19.51	7.5	-257	0.863	0.3	0	0.552

Sampling Information:

EPA SW-846 Method 8270 SVOC's PAH's — 2 - 250 mL amber — Yes [X] No [ ]
EPA SW-846 Method 8260 VOC's BTEX — 3 - 40 mL vials — Yes [X] No [ ]

Sample ID: **LTMW-05** Duplicate? Yes [ ] No [X]
Sample Time: 1330 MS/MSD? Yes [ ] No [X]

Shipped: Syracuse Service Center [X] Fed-Ex [ ] Courier [ ]

Comments/Notes:

Laboratory: Eurofins Amherst, New York

National Grid
Excelsior Ave, Former MGP Site, Saratoga Springs, New York

Sampling Personnel: Peter Lyon | Date: 11-Jul
Job Number: 0603400-128660-221 | Weather: sunny 87
Well Id. **LTMW-6A** | Time In: 1239 Time Out: 1330

Well Information

		TOC	Other
Depth to Water:	(feet)	5.3	
Depth to Bottom:	(feet)	15.38	
Depth to Product:	(feet)	0	
Length of Water Column:	(feet)	10.08	
Volume of Water in Well:	(gal)	1.61	
Three Well Volumes:	(gal)	4.83	

Well Type: Flushmount [X] Stick-Up [ ]
Well Locked: Yes [ ] No [X]
Measuring Point Marked: Yes [X] No [ ]
Well Material: PVC [X] SS [ ] Other:
Well Diameter: 1" [ ] 2" [X] Other:
Comments:

Purging Information

Purging Method:	Bailer [ ]	Peristaltic [ ]	Well Wizard Dedicated Pump [X]				
Tubing/Bailer Material:	Teflon [ ]	Stainless St. [ ]	Polyethylene [X]	other [ ]			
Sampling Method:	Bailer [ ]	Peristaltic [ ]	Well Wizard Dedicated Pump [X]				
Average Pumping Rate: (ml/min)	200						
Duration of Pumping: (min)	40						
Total Volume Removed: (gal)	2	Did well go dry?	Yes [ ]	No [x]			

Horiba U-52 Water Quality Meter Used? Yes [X] No [ ]

Conversion Factors				
gal/ft. of water	1" ID	2" ID	4" ID	6" ID
	0.04	0.16	0.66	1.47

1 gallon=3.785L=3785mL=1337cu. feet

Time	DTW (feet)	Temp (˚C)	pH (S.U.)	ORP (mV)	Conductivity (mS/cm)	Turbidity (NTU)	DO (mg/L)	TDS (g/L)
1245	5.6	21.93	7.52	-194	0.898	25.5	4.38	0.574
1250	5.78	19.93	7.45	-203	0.889	20.8	4.26	5.66
1255	6.03	18.15	7.4	-215	0.902	22.3	3.87	0.578
1300	6.2	16.94	7.44	-221	0.919	18.6	1.69	0.588
1305	6.45	16.7	7.43	-227	0.916	13.1	1.82	0.587
1310	6.57	16.16	7.44	-230	0.922	14.5	1.84	0.59
1315	6.58	16.01	7.44	-231	0.919	10.9	1.79	0.588
1320	6.6	16	7.43	-231	0.921	8.7	1.79	0.59
1325	6.71	15.83	7.45	-232	0.921	4.9	1.99	0.589

Sampling Information:

EPA SW-846 Method 8270 SVOC's PAH's — 2 - 250 mL amber — Yes [X] No [ ]
EPA SW-846 Method 8260 VOC's BTEX — 3 - 40 mL vials — Yes [X] No [ ]

Sample ID: **LTMW-6A** Duplicate? Yes [ ] No [X]
Sample Time: 1325 MS/MSD? Yes [ ] No [X]

Shipped: Syracuse Service Center [X]
Fed-Ex [ ] Courier [ ]

Comments/Notes:

Laboratory: Eurofins
Amherst, New York

National Grid
Excelsior Ave, Former MGP Site, Saratoga Springs, New York

Sampling Personnel: KL
Date: 7/11/2024
Job Number: 0603400-128660-221
Weather: sunny 79
Well Id. **LTMW-12**
Time In: 930 Time Out:

Well Information

		TOC	Other
Depth to Water:	(feet)	9.55	
Depth to Bottom:	(feet)	20.10	
Depth to Product:	(feet)	np	
Length of Water Column:	(feet)	10.55	
Volume of Water in Well:	(gal)	1.69	
Three Well Volumes:	(gal)	5.07	

Well Type: Flushmount [X] Stick-Up [ ]
Well Locked: Yes [X] No [ ]
Measuring Point Marked: Yes [X] No [ ]
Well Material: PVC [X] SS [ ] Other:
Well Diameter: 1" [ ] 2" [X] Other:
Comments:

Purging Information

Purging Method:	Bailer [ ]	Peristaltic [ ]	Well Wizard Dedicated Pump [X]		
Tubing/Bailer Material:	Teflon [ ]	Stainless St. [ ]	Polyethylene [X]	other [ ]	
Sampling Method:	Bailer [ ]	Peristaltic [ ]	Well Wizard Dedicated Pump [X]		

Average Pumping Rate:	(ml/min)	200
Duration of Pumping:	(min)	30
Total Volume Removed:	(gal)	2

Did well go dry? Yes [ ] No [X]

Horiba U-52 Water Quality Meter Used? Yes [ ] No [X]

Conversion Factors				
gal/ft. of water	1" ID	2" ID	4" ID	6" ID
	0.04	0.16	0.66	1.47

1 gallon=3.785L=3785mL=1337cu. feet

Time	DTW (feet)	Temp (˚C)	pH (S.U.)	ORP (mV)	Conductivity (mS/cm)	Turbidity (NTU)	DO (mg/L)	TDS (g/L)
925	5.04	18.68	7.63	-284	3.61	3.3	0.21	2.31
930	5	19.4	7.67	-279	3.56	1	0.1	2.28
935	5	19.51	7.63	-284	3.56	1	0.08	2.28
940	5	19.51	7.6	-287	3.57	1.3	0.05	2.29
945	5	19.63	7.6	-291	3.58	0.8	0.02	2.29
950	5	19.67	7.64	-294	3.61	0.5	0	2.31
955	5	19.68	7.65	-295	3.61	0.7	0	2.31

Sampling Information:

USEPA SW-846 Method 8270 SVOC's PAH's — 2 - 250 mL amber — Yes [X] No [ ]
USEPA SW-846 Method 8260 VOC's BTEX — 3 - 40 mL vials — Yes [X] No [ ]

Sample ID: **LTMW-12** Duplicate? Yes [ ] No [X]
Sample Time: MS/MSD? Yes [ ] No [X]

Shipped: Syracuse Service Center [X]
Fed-Ex [ ] Courier [ ]

Comments/Notes:

Laboratory: Eurofins
Amherst, New York

National Grid
Excelsior Ave, Former MGP Site, Saratoga Springs, New York

Sampling Personnel: Peter Lyon | Date: 7/11/2024

Job Number: 0603400-128660-221 | Weather: 85 Sunny

Well Id. **LTMW-13** | Time In: 910 Time Out: 1010

Well Information

		TOC	Other
Depth to Water:	(feet)	6.06	
Depth to Bottom:	(feet)	23.05	
Depth to Product:	(feet)	0	
Length of Water Column:	(feet)	6.03	
Volume of Water in Well:	(gal)	0.96	
Three Well Volumes:	(gal)	2.9	

Well Type: Flushmount [X] Stick-Up [ ]
Well Locked: Yes [X] No [ ]
Measuring Point Marked: Yes [X] No [ ]
Well Material: PVC [X] SS [ ] Other:
Well Diameter: 1" [ ] 2" [X] Other:
Comments:

Purging Information

Purging Method:	Bailer [ ]	Peristaltic [ ]	Well Wizard Dedicated Pump [X]		
Tubing/Bailer Material:	Teflon [ ]	Stainless St. [ ]	Polyethylene [X]	other [ ]	
Sampling Method:	Bailer [ ]	Peristaltic [ ]	Well Wizard Dedicated Pump [X]		

Average Pumping Rate:	(ml/min)	200
Duration of Pumping:	(min)	55
Total Volume Removed:	(gal)	2

Did well go dry? Yes [ ] No [x]

Horiba U-52 Water Quality Meter Used? Yes [ ] No [X]

Conversion Factors

gal/ft. of water	1" ID	2" ID	4" ID	6" ID
	0.04	0.16	0.66	1.47

1 gallon=3.785L=3785mL=1337cu. feet

Time	DTW (feet)	Temp (˚C)	pH (S.U.)	ORP (mV)	Conductivity (mS/cm)	Turbidity (NTU)	DO (mg/L)	TDS (g/L)
910	6.43	20.18	7.36	-151	4.04	250	14.61	2.65
915	6.55	18.08	7.39	-182	4.14	132	2.63	2.65
920	6.64	17.73	7.36	-187	4.12	61.7	1.67	2.64
925	6.56	18.57	7.35	-191	4.14	47.6	1.44	2.65
930	6.75	17.51	7.39	-193	4.11	36.7	1.29	2.63
935	6.58	18.86	7.39	-195	4.1	23.3	1.11	2.62
940	6.6	18.12	7.4	-196	4.08	25.1	0.78	2.61
945	6.82	17.84	7.42	-197	4.1	77	0.81	2.62
950	6.75	18.12	7.45	-197	4.08	95	0.76	2.61
955	6.68	18.8	7.45	-198	4.07	65	0.71	2.6
1000	6.73	18.87	7.45	-198	4.07	58.5	0.71	2.61
1005	6.75	18.99	7.47	-198	4.07	52.7	0.69	2.6

Sampling Information:

USEPA SW-846 Method 8270 SVOC's PAH's — 2 - 250 mL amber — Yes [X] No [ ]
USEPA SW-846 Method 8260 VOC's BTEX — 3 - 40 mL vials — Yes [X] No [ ]

Sample ID: **LTMW-13** Duplicate? Yes [ ] No [X]
Sample Time: 1005 MS/MSD? Yes [ ] No [X]

Shipped: Syracuse Service Center [X] Fed-Ex [ ] Courier [ ]

Comments/Notes:

Laboratory: Eurofins Amherst, New York

National Grid
Excelsior Ave, Former MGP Site, Saratoga Springs, New York

Sampling Personnel: Peter Lyon | Date: 7/11/2024

Job Number: 0603400-128660-221 | Weather: cloudy 75

Well Id. **LTMW-14** | Time In: 1133 Time Out: 1235

Well Information

		TOC	Other
Depth to Water:	(feet)	0.8	
Depth to Bottom:	(feet)	17.78	
Depth to Product:	(feet)	0	
Length of Water Column:	(feet)	16.98	
Volume of Water in Well:	(gal)	2.71	
Three Well Volumes:	(gal)	8.15	

Well Type: Flushmount [X] Stick-Up [ ]
Well Locked: Yes [X] No [ ]
Measuring Point Marked: Yes [X] No [ ]
Well Material: PVC [X] SS [ ] Other:
Well Diameter: 1" [ ] 2" [X] Other:
Comments:

Purging Information

Purging Method:	Bailer [ ]	Peristaltic [ ]	Well Wizard Dedicated Pump [X]				
Tubing/Bailer Material:	Teflon [ ]	Stainless St. [ ]	Polyethylene [X]	other [ ]			
Sampling Method:	Bailer [ ]	Peristaltic [ ]	Well Wizard Dedicated Pump [X]				
Average Pumping Rate: (ml/min)	200						
Duration of Pumping: (min)	55						
Total Volume Removed: (gal)	2	Did well go dry?	Yes [ ]	No [x]			

Horiba U-52 Water Quality Meter Used? Yes [ ] No [X]

Conversion Factors				
gal/ft. of water	1" ID	2" ID	4" ID	6" ID
	0.04	0.16	0.66	1.47

1 gallon=3.785L=3785mL=1337cu. feet

Time	DTW (feet)	Temp (˚C)	pH (S.U.)	ORP (mV)	Conductivity (mS/cm)	Turbidity (NTU)	DO (mg/L)	TDS (g/L)
1135	0.9	17.37	8.03	0	1.22	217	2.43	0.776
1140	0.9	17.5	7.85	17	1.25	0	1.47	0.803
1145	0.9	17.7	7.83	21	1.23	779	1.64	0.787
1150	0.9	16.95	7.81	30	1.25	1000	1.34	0.8
1155	0.94	18.52	7.81	44	1.21	177	2.37	0.772
1200	0.92	18.05	7.8	61	1.24	173	1.85	0.797
1205	0.9	18.88	7.79	50	1.26	606	1.07	0.808
1210	0.91	20.3	7.89	29	1.27	545	1.2	0.812
1215	0.91	19.92	7.77	28	1.27	510	1.04	0.812
1220	0.92	19.84	7.77	25	1.27	434	0.98	0.814
1225	0.91	20.01	7.77	22	1.27	372	0.98	0.813
1230	0.94	20.15	7.76	20	1.27	330	0.92	0.813

Sampling Information:

EPA SW-846 Method 8270 SVOC's PAH's — 2 - 250 mL amber Yes [X] No [ ]
EPA SW-846 Method 8260 VOC's BTEX — 3 - 40 mL vials Yes [X] No [ ]

Sample ID: **LTMW-14** Duplicate? Yes [ ] No [X]
Sample Time: 1230 MS/MSD? Yes [ ] No [X]

Shipped: Syracuse Service Center [X] Fed-Ex [ ] Courier [ ]

Comments/Notes:

Laboratory: Eurofins Amherst, New York

National Grid
Excelsior Ave, Former MGP Site, Saratoga Springs, New York

Sampling Personnel: Peter Lyon | Date: 7/11/2024

Job Number: 0603400-128660-221 | Weather: 85 cloudy

Well Id. **LTMW-15** | Time In: 1337 Time Out: 1440

Well Information

		TOC	Other
Depth to Water:	(feet)	4.18	
Depth to Bottom:	(feet)	10.77	
Depth to Product:	(feet)	0	
Length of Water Column:	(feet)	6.59	
Volume of Water in Well:	(gal)	1.05	
Three Well Volumes:	(gal)	3.16	

Well Type: Flushmount [X] Stick-Up [ ]
Well Locked: Yes [X] No [ ]
Measuring Point Marked: Yes [X] No [ ]
Well Material: PVC [X] SS [ ] Other:
Well Diameter: 1" [ ] 2" [X] Other:
Comments:

Purging Information

Purging Method:		Bailer [ ]	Peristaltic [ ]	Well Wizard Dedicated Pump [X]			
Tubing/Bailer Material:		Teflon [ ]	Stainless St. [ ]	Polyethylene [X]	other [ ]		
Sampling Method:		Bailer [ ]	Peristaltic [ ]	Well Wizard Dedicated Pump [X]			
Average Pumping Rate:	(ml/min)	200					
Duration of Pumping:	(min)	30					
Total Volume Removed:	(gal)	2					

Did well go dry? Yes [ ] No [x]

Horiba U-52 Water Quality Meter Used? Yes [ ] No [X]

Conversion Factors				
gal/ft. of water	1" ID	2" ID	4" ID	6" ID
	0.04	0.16	0.66	1.47

1 gallon=3.785L=3785mL=1337cu. feet

Time	DTW (feet)	Temp (˚C)	pH (S.U.)	ORP (mV)	Conductivity (mS/cm)	Turbidity (NTU)	DO (mg/L)	TDS (g/L)
1340	4.86	20.28	7.52	-234	1.49	10.6	1.35	0.951
1345	5.75	20.21	7.53	-249	1.49	12.7	1.05	0.955
1350	5.71	20.34	7.51	-258	1.5	42.8	1.12	0.959
1355	5.71	19.81	7.54	-261	1.49	36.7	1.1	0.954
1400	5.73	19.55	7.55	-262	1.48	52.4	1.15	0.946
1405	5.78	19.27	7.58	-250	1.45	54.3	1.14	0.927
1410	5.89	19.15	7.54	-255	1.44	35.3	1.03	0.919
1415	5.96	19.02	7.59	-262	1.43	21.2	1.1	0.917
1420	5.99	18.91	7.59	-264	1.43	13.7	1.08	0.911
1425	6.1	18.78	7.6	-266	1.42	9.6	1.09	0.908
1430	6.27	18.63	7.61	-268	1.42	7.2	1.14	0.906
1435	6.36	18.7	7.61	-269	1.42	7	1.12	0.905

Sampling Information:

EPA SW-846 Method 8270 SVOC's PAH's — 2 - 250 mL amber Yes [X] No [ ]
EPA SW-846 Method 8260 VOC's BTEX — 3 - 40 mL vials Yes [X] No [ ]

Sample ID: **LTMW-15** Duplicate? Yes [ ] No [X]
Sample Time: 1435 MS/MSD? Yes [ ] No [X]

Shipped: Syracuse Service Center [X] Fed-Ex [ ] Courier [ ]

Comments/Notes:

Laboratory: Eurofins Amherst, New York

National Grid
Excelsior Ave, Former MGP Site, Saratoga Springs, New York

Sampling Personnel: Peter Lyon
Date: 7/11/2024
Job Number: 0603400-128660-221
Weather: 85 cloudy
Well Id. **MH-1**
Time In: 1445 Time Out: 1500

Time		Temp (˚C)	pH	ORP (mV)	Conductivity (mS/cm)	Turbidity (NTU)	DO (mg/L)	TDS (g/L)
1450		23.47	7.92	-225	1.99	18.8	3.62	1.27

Sampling Information:

EPA SW-846 Method 8270 SVOC's PAH's 2 - 250 mL amber Yes [X] No [ ]
EPA SW-846 Method 8260 VOC's BTEX 3 - 40 mL vials Yes [X] No [ ]

Sample ID: **MH-1** Duplicate? Yes [ ] No [X] Shipped: Syracuse Service Center [X]
Sample Time: 1450 MS/MSD? Yes [ ] No [X] Fed-Ex [ ] Courier [ ]

Comments/Notes:

Laboratory: Eurofins
Amherst, New York

National Grid
Excelsior Ave, Former MGP Site, Saratoga Springs, New York

Sampling Personnel: KL
Date: 7/11/2024
Job Number: 0603400-128660-221
Weather: PC 79
Well Id. **Old Red Spring**
Time In: 1345 Time Out: 1400

Time		Temp (˚C)	pH	ORP (mV)	Conductivity (mS/cm)	Turbidity (NTU)	DO (mg/L)	TDS (g/L)
1355		21.13	6.58	-156	3.35	0	0.69	2.15

Sampling Information:

EPA SW-846 Method 8270 SVOC's PAH's 2 - 250 mL amber Yes [X] No [ ]
EPA SW-846 Method 8260 VOC's BTEX 3 - 40 mL vials Yes [X] No [ ]

Sample ID: **ORS** Duplicate? Yes [ ] No [X]
Sample Time: 1355 MS/MSD? Yes [ ] No [X]

Shipped: Syracuse Service Center [X]
Fed-Ex [ ] Courier [ ]

Comments/Notes:

Laboratory: Eurofins
Amherst, New York

Eurofins Buffalo
10 Hazelwood Drive
Amherst, NY 14228-2298
Phone (716) 691-2600 Phone (716) 691-7991

Chain of Custody Record

eurofins | Environment Testing

Client Information	Sampler: KEVIN LEW	Lab PM: Beninati, John	Carrier Tracking No(s):	COC No: 480-192880-40374.1
Client Contact: Tim Beaumont	Phone: 315 877 1368	E-Mail: John.Beninati@et.eurofinsus.com	State of Origin:	Page: Page 1 of 2
Company: Groundwater & Environmental Services Inc	PWSID:			Job #:
Address: 6780 Northern Boulevard Suite 100	Due Date Requested:			
City: East Syracuse	TAT Requested (days):			
State, Zip: NY, 13057	Compliance Project: Δ Yes Δ No			
Phone:	PO #: 0603400-128660-221-1106			
Email: tbeaumont@gesonline.com	WO #:			
Project Name: Saratoga Quarterly Main Site GW Event Desc: Saratoga Main Si	Project #: 48027231			
Site: Saratoga Quarterly Main Site GWS	SSOW#:			

Analysis Requested

Preservation Codes:
A - HCL, B - NaOH, C - Zn Acetate, D - Nitric Acid, E - NaHSO4, F - MeOH, G - Amchlor, H - Ascorbic Acid, I - Ice, J - DI Water, K - EDTA, L - EDA, M - Hexane, N - None, O - AsNaO2, P - Na2O4S, Q - Na2SO3, R - Na2S2O3, S - H2SO4, T - TSP Dodecahydrate, U - Acetone, V - MCAA, W - pH 4-5, Y - Trizma, Z - other (specify)
Other:

Sample Identification	Sample Date	Sample Time	Sample Type (C=Comp, G=grab)	Matrix (W=water, S=solid, O=waste/oil, BT=Tissue, A=Air)	Field Filtered Sample (Yes or No)	Perform MS/MSD (Yes or No)	8270D - PAH Semivolatiles	8260C - BTEX - 8260	Total Number of containers	Special Instructions/Note:
			Preservation Code:				N	A		
LTMW-01	7/11/24	11:20	G	Water			2	3	5	
LTMW-02		10:40	G	Water			2	3	5	
LTMW-03		11:35	G	Water			2	3	5	
LTMW-04		12:35	G	Water			2	3	5	
LTMW-04-MS		12:35	G	Water			2	3	5	
LTMW-04-MSD		12:35	G	Water			2	3	5	
LTMW-05		13:30	G	Water			2	3	5	
LTMW-06A		13:25	G	Water			2	3	5	
LTMW-12		09:52	G	Water			2	3	5	
LTMW-13		10:05	G	Water			2	3	5	
LTMW-14		12:30	G	Water			2	3	5	

Possible Hazard Identification
☐ Non-Hazard ☐ Flammable ☐ Skin Irritant ☐ Poison B ☐ Unknown ☐ Radiological

Sample Disposal (A fee may be assessed if samples are retained longer than 1 month)
☐ Return To Client ☐ Disposal By Lab ☐ Archive For _____ Months

Deliverable Requested: I, II, III, IV, Other (specify): CAT B DELIVERY

Special Instructions/QC Requirements:

Empty Kit Relinquished by:	Date:	Time:	Method of Shipment:

Relinquished by:	Date/Time: 7/11/24	Company	Received by:	Date/Time:	Company
Relinquished by:	Date/Time:	Company	Received by:	Date/Time:	Company
Relinquished by:	Date/Time:	Company	Received by:	Date/Time:	Company

Custody Seals Intact: Δ Yes Δ No	Custody Seal No.:	Cooler Temperature(s) °C and Other Remarks:

Eurofins Buffalo
10 Hazelwood Drive
Amherst, NY 14228-2298
Phone (716) 691-2600 Phone (716) 691-7991

Chain of Custody Record

eurofins | Environment Testing

Client Information	Sampler:	Lab PM: Beninati, John	Carrier Tracking No(s):	COC No: 480-192880-40374.2
Client Contact: Tim Beaumont	Phone: 315 877 1360	E-Mail: John.Beninati@et.eurofinsus.com	State of Origin:	Page: Page 2 of 2
Company: Groundwater & Environmental Services Inc	PWSID:			Job #:
Address: 6780 Northern Boulevard Suite 100	Due Date Requested:			
City: East Syracuse	TAT Requested (days):			
State, Zip: NY, 13057	Compliance Project: Δ Yes Δ No			
Phone:	PO #: 0603400-128660-221-1106			
Email: tbeaumont@gesonline.com	WO #:			
Project Name: Saratoga Quarterly Main Site GW Event Desc: Saratoga Main Si	Project #: 48027231			
Site: Saratoga Quarterly Main Site GWS	SSOW#:			

Analysis Requested

Preservation Codes:
A - HCL, B - NaOH, C - Zn Acetate, D - Nitric Acid, E - NaHSO4, F - MeOH, G - Amchlor, H - Ascorbic Acid, I - Ice, J - DI Water, K - EDTA, L - EDA, M - Hexane, N - None, O - AsNaO2, P - Na2O4S, Q - Na2SO3, R - Na2S2O3, S - H2SO4, T - TSP Dodecahydrate, U - Acetone, V - MCAA, W - pH 4-5, Y - Trizma, Z - other (specify)
Other:

Sample Identification	Sample Date	Sample Time	Sample Type (C=Comp, G=grab)	Matrix (W=water, S=solid, O=waste/oil, BT=Tissue, A=Air)	Field Filtered Sample (Yes or No)	Perform MS/MSD (Yes or No)	8270D - PAH Semivolatiles	8260C - BTEX - 8260	Total Number of containers	Special Instructions/Note:
			Preservation Code:		X	X	N	A	X	
LTMW-15	7/11/24	14:35	G	Water			3	2	5	
ORS		13:35	G	Water			3	2	5	
MH-1		14:50	G	Water			3	2	5	
Field Duplicate		—	G	Water			3	2	5	
Trip Blank		14:40		Water				2	2	

Possible Hazard Identification
☐ *Non-Hazard* ☐ *Flammable* ☐ *Skin Irritant* ☐ *Poison B* ☐ *Unknown* ☐ *Radiological*

Sample Disposal (A fee may be assessed if samples are retained longer than 1 month)
☐ *Return To Client* ☐ *Disposal By Lab* ☐ *Archive For* _____ *Months*

Deliverable Requested: I, II, III, IV, Other (specify) CAT B DELIVERY

Special Instructions/QC Requirements:

Empty Kit Relinquished by:	Date:	Time:	Method of Shipment:

Relinquished by:	Date/Time: 7/11/24	Company	Received by:	Date/Time:	Company
Relinquished by:	Date/Time:	Company	Received by:	Date/Time:	Company
Relinquished by:	Date/Time:	Company	Received by:	Date/Time:	Company

Custody Seals Intact: Δ Yes Δ No	Custody Seal No.:	Cooler Temperature(s) °C and Other Remarks:

National Grid
Excelsior Ave, Former MGP Site
Saratoga Springs, New York

Quarterly Event

Well ID.	Sample?	Well Size	DTW	DTP	DTB	Comments
LTMP-01	**no**	2"	9.01		16.79	
LTMP-02	**no**	2"	9.94		19.10	
LTMP-2A	**no**	2"	4.96		15.00	
LTMP-03	**no**	2"	6.67		11.59	
LTMP-04	**no**	2"	5.70		11.25	
LTMP-05	**no**	2"	3.93		14.75	
LTMP-06	**no**	2"	4.62		14.46	
LTMP-14	**no**	2"	5.77		8.87	
LTMP-15	**no**	2"	4.05		11.17	
LTMW-01	**yes**	2"	6.03		15.70	
LTMW-02	**yes**	2"	6.08		13.53	Field Duplicate
LTMW-03	**yes**	2"	6.20		12.09	
LTMW-04	**yes**	2"	3.85		12.56	MS/MSD
LTMW-05	**yes**	2"	4.03		13.00	
LTMW-6A	**yes**	2"	5.55		15.38	
LTMW-14	**yes**	2"	1.63		17.78	
LTMW-15	**yes**	2"	4.30		10.77	
LTMP-06A	**no**	2"	6.33		7.37	
LTMP-14A	**no**	2"	3.65		8.87	
LTMP-15A	**no**	2"	5.56		7.14	
DW-1	**no**	8"	5.15		23.10	
DW-2	**no**	8"	3.84		15.80	
DW-3	**no**	8"	4.91		27.85	
DW-4	**no**	8"	4.59		25.50	
DW-5	**no**	8"	3.94		24.70	
DW-6	**no**	8"	4.30		28.30	
DW-7	**no**	10"	4.82		9.00	
MW-EPA-01R	**yes**	2"	4.34		9.65	
MW-EPA-03R	**yes**	2"	4.26		13.84	
LTMP-11	**no**	2"	3.68		14.25	
LTMP-12	**no**	2"	4.50		17.02	
LTMW-12	**yes**	2"	5.12		20.10	
LTMP-13	**no**	2"	5.61	22.90	22.90	
LTMW-13	**yes**	2"	6.18		23.05	
ORS	**yes**	n/a	n/a	-	n/a	
MH-1	**yes**	n/a	n/a	-	n/a	

National Grid
Excelsior Ave, Former Skating Rink Site
Saratoga Springs, New York

Semi-Annual Event
October 2-3, 2024

Well ID.	*Sample?*	*Well Size*	*DTW*	*DTP*	*DTB*	*Comments*
LTMW-06	**yes**	2"	6.46		19.41	
LTMW-07	**yes**	2"	9.17		28.25	
LTMW-08	**yes**	2"	10.33		27.23	**SAMPLE IN OCTOBER ONLY**

National Grid
Excelsior Ave, Former MGP Site, Saratoga Springs, New York

Sampling Personnel: Peter Lyon
Job Number: 0603400-128660-221
Well Id. **LTMW-01**

Date: 10/3/24
Weather: Sunny 60°
Time In: 0810 Time Out: 0930

Well Information

		TOC	Other
Depth to Water:	(feet)	6.03	
Depth to Bottom:	(feet)	15.70	
Depth to Product:	(feet)	—	
Length of Water Column:	(feet)	9.67	
Volume of Water in Well:	(gal)	1.54	
Three Well Volumes:	(gal)	4.64	

Well Type: Flushmount [X] Stick-Up [ ]
Well Locked: Yes [ ] No [X]
Measuring Point Marked: Yes [X] No [ ]
Well Material: PVC [X] SS [ ] Other: ____
Well Diameter: 1" [ ] 2" [X] Other: ____
Comments:

Purging Information

Purging Method:	Bailer [ ]	Peristaltic [ ]	Well Wizard Dedicated Pump [X]		
Tubing/Bailer Material:	Teflon [ ]	Stainless St. [ ]	Polyethylene [X]	other [ ]	
Sampling Method:	Bailer [ ]	Peristaltic [ ]	Well Wizard Dedicated Pump [X]		
Average Pumping Rate: (ml/min)	250				
Duration of Pumping: (min)	30				
Total Volume Removed: (gal)	2	Did well go dry?	Yes [ ]	No [X]	

Horiba U-52 Water Quality Meter Used? Yes [X] No [ ]

Conversion Factors				
gal/ft. of water	1" ID	2" ID	4" ID	6" ID
	0.04	0.16	0.66	1.47
1 gallon=3.785L=3785mL=1337cu. feet				

Time	DTW (feet)	Temp (°C)	pH (S.U.)	ORP (mV)	Conductivity (mS/cm)	Turbidity (NTU)	DO (mg/L)	TDS (g/L)
0815	6.71	14.72	7.58	35	2.06	94.2	4.18	1.32
0820	7.37	15.05	7.25	44	2.08	139	2.67	1.33
0825	7.72	15.16	7.19	44	2.08	280	2.78	1.33
0830	8.10	14.72	7.22	46	2.10	263	3.03	1.34
0835	7.99	14.92	7.23	45	2.09	241	2.93	1.33
0840	8.39	14.89	7.20	50	2.07	168	2.94	1.33
0845	8.44	14.93	7.22	51	2.07	136	2.90	1.32
0850	8.82	15.01	7.21	55	2.07	77.5	2.81	1.33
0855	8.32	14.78	7.32	54	2.07	36.5	3.96	1.32
0900	8.30	14.89	7.26	54	2.07	31.4	3.13	1.32
0905	8.27	15.17	7.23	54	2.06	24.5	2.77	1.32
0910	8.22	15.40	7.23	54	2.05	25.0	2.82	1.31
0915	8.22	15.46	7.23	54	2.04	20.3	2.75	1.31

Sampling Information:

EPA SW-846 Method 8270 SVOC's PAH's — 2 - 250 mL amber — Yes [X] No [ ]
EPA SW-846 Method 8260 VOC's BTEX — 3 - 40 mL vials — Yes [X] No [ ]

Sample ID: **LTMW-01** Duplicate? Yes [ ] No [X]
Sample Time: 0915 MS/MSD? Yes [ ] No [X]

Shipped: Syracuse Service Center [ ] Fed-Ex [ ] Courier [ ]

Comments/Notes:

Laboratory: Eurofins Amherst, New York

National Grid
Excelsior Ave, Former MGP Site, Saratoga Springs, New York

Sampling Personnel: KC
Job Number: 0603400-128660-221
Well Id. **LTMW-02**

Date: 10/2/24
Weather: Clear
Time In: 16:00 Time Out: 16:50

Well Information

		TOC	Other
Depth to Water:	(feet)	6.08	
Depth to Bottom:	(feet)	13.53	
Depth to Product:	(feet)	—	
Length of Water Column:	(feet)	7.45	
Volume of Water in Well:	(gal)	1.19	
Three Well Volumes:	(gal)	3.57	

Well Type: Flushmount [X] Stick-Up [ ]
Well Locked: Yes [X] No [ ]
Measuring Point Marked: Yes [X] No [ ]
Well Material: PVC [X] SS [ ] Other: ____
Well Diameter: 1" [ ] 2" [X] Other: ____
Comments:

Purging Information

Purging Method:	Bailer [ ]	Peristaltic [ ]	Well Wizard Dedicated Pump [X]		
Tubing/Bailer Material:	Teflon [ ]	Stainless St. [ ]	Polyethylene [X]	other [ ]	
Sampling Method:	Bailer [ ]	Peristaltic [ ]	Well Wizard Dedicated Pump [X]		
Average Pumping Rate: (ml/min)	200				
Duration of Pumping: (min)	30				
Total Volume Removed: (gal)	2	Did well go dry?	Yes [ ]	No [X]	

Horiba U-52 Water Quality Meter Used? Yes [X] No [ ]

Conversion Factors				
gal/ft. of water	1" ID	2" ID	4" ID	6" ID
	0.04	0.16	0.66	1.47
1 gallon=3.785L=3785mL=1337cu. feet				

Time	DTW (feet)	Temp (°C)	pH (S.U.)	ORP (mV)	Conductivity (mS/cm)	Turbidity (NTU)	DO (mg/L)	TDS (g/L)
16:10	6.10	17.04	6.58	-48	1.93	110	3.15	1.21
16:15	6.10	17.28	6.41	-58	1.92	72.6	1.44	1.21
16:20	6.10	17.70	6.41	-59	1.39	15.9	0.94	0.885
16:25	6.10	17.81	6.43	-55	1.22	0.0	0.95	0.781
16:30	6.10	17.85	6.44	-51	1.18	0.0	0.90	0.754
16:35	6.10	17.86	6.45	-48	1.15	0.0	0.96	0.738
16:40	6.10	17.906	6.46	-45	1.15	0.0	1.00	0.734

Sampling Information:

EPA SW-846 Method 8270 SVOC's PAH's
EPA SW-846 Method 8260 VOC's BTEX

4 - 250 mL amber Yes [X] No [ ]
6 - 40 mL vials Yes [X] No [ ]

Field Duplicate
Sample ID: **LTMW-02** Duplicate? Yes [X] No [ ]
Sample Time: 16:40 MS/MSD? Yes [ ] No [X]

Shipped: Syracuse Service Center [ ]
Fed-Ex [ ] Courier [ ]

Laboratory: Eurofins
Amherst, New York

Comments/Notes:

National Grid
Excelsior Ave, Former MGP Site, Saratoga Springs, New York

Sampling Personnel: Peter Lyon
Job Number: 0603400-128660-221
Well Id. **LTMW-03**

Date: 10/2/24
Weather: 65° overcast
Time In: 1606 Time Out: 1645

Well Information

		TOC	Other
Depth to Water:	(feet)	06.20	
Depth to Bottom:	(feet)	12.09	
Depth to Product:	(feet)	-	
Length of Water Column:	(feet)	5.89	
Volume of Water in Well:	(gal)	0.94	
Three Well Volumes:	(gal)	2.80	

Well Type: Flushmount [X] Stick-Up [ ]
Well Locked: Yes [X] No [ ]
Measuring Point Marked: Yes [X] No [ ]
Well Material: PVC [X] SS [ ] Other:
Well Diameter: 1" [ ] 2" [X] Other:
Comments:

Purging Information

Purging Method:	Bailer [ ]	Peristaltic [ ]	Well Wizard Dedicated Pump [X]		
Tubing/Bailer Material:	Teflon [ ]	Stainless St. [ ]	Polyethylene [X]	other [ ]	
Sampling Method:	Bailer [ ]	Peristaltic [ ]	Well Wizard Dedicated Pump [X]		

Average Pumping Rate:	(ml/min)	250
Duration of Pumping:	(min)	30
Total Volume Removed:	(gal)	2

Did well go dry? Yes [ ] No [X]

Horiba U-52 Water Quality Meter Used? Yes [X] No [ ]

Conversion Factors				
gal/ft. of water	1" ID	2" ID	4" ID	6" ID
	0.04	0.16	0.66	1.47
1 gallon=3.785L=3785mL=1337cu. feet				

Time	DTW (feet)	Temp (°C)	pH (S.U.)	ORP (mV)	Conductivity (mS/cm)	Turbidity (NTU)	DO (mg/L)	TDS (g/L)
1610	6.71	18.63	6.97	8	2.17	12.8	2.60	1.39
1615	6.82	18.98	6.81	3	2.14	15.3	1.47	1.37
1620	6.96	18.90	6.74	-23	2.16	15.5	1.08	1.38
1625	7.03	19.00	6.70	-32	2.16	5.2	0.82	1.38
1630	7.15	19.00	6.70	-35	2.16	2.5	0.72	1.39
1635	7.21	18.84	6.69	-27	2.15	2.3	0.75	1.38
1640	7.34	18.80	6.69	-29	2.14	1.4	0.79	1.37

Sampling Information:

EPA SW-846 Method 8270 SVOC's PAH's
EPA SW-846 Method 8260 VOC's BTEX

2 - 250 mL amber Yes [X] No [ ]
3 - 40 mL vials Yes [X] No [ ]

Sample ID: **LTMW-03** Duplicate? Yes [ ] No [X]
Sample Time: 1640 MS/MSD? Yes [ ] No [X]

Shipped: Syracuse Service Center [ ]
Fed-Ex [ ] Courier [ ]

Comments/Notes:

Laboratory: Eurofins
Amherst, New York

National Grid
Excelsior Ave, Former MGP Site, Saratoga Springs, New York

Sampling Personnel: AS
Job Number: 0603400-128660-221
Well Id. **LTMW-04**

Date: 10/3/24
Weather: 58°F, sunny
Time In: 0850 Time Out: 0950

Well Information

		TOC	Other
Depth to Water:	(feet)	3.85	
Depth to Bottom:	(feet)	12.56	
Depth to Product:	(feet)	NP	
Length of Water Column:	(feet)	8.71	
Volume of Water in Well:	(gal)	1.39	
Three Well Volumes:	(gal)	4.1	

Well Type: Flushmount [X] Stick-Up [ ]
Well Locked: Yes [X] No [ ]
Measuring Point Marked: Yes [X] No [ ]
Well Material: PVC [X] SS [ ] Other:
Well Diameter: 1" [ ] 2" [X] Other:
Comments:

Purging Information

Purging Method:	Bailer [ ]	Peristaltic [ ]	Well Wizard Dedicated Pump [X]		
Tubing/Bailer Material:	Teflon [ ]	Stainless St. [ ]	Polyethylene [X]	other [ ]	
Sampling Method:	Bailer [ ]	Peristaltic [ ]	Well Wizard Dedicated Pump [X]		

Average Pumping Rate: 209 (ml/min)
Duration of Pumping: 30 (min)
Total Volume Removed: 2.5 (gal)
Did well go dry? Yes [ ] No [X]
Horiba U-52 Water Quality Meter Used? Yes [X] No [ ]

Conversion Factors				
gal/ft. of water	1" ID	2" ID	4" ID	6" ID
	0.04	0.16	0.66	1.47
1 gallon=3.785L=3785mL=1337cu. feet				

Time	DTW (feet)	Temp (°C)	pH (S.U.)	ORP (mV)	Conductivity (mS/cm)	Turbidity (NTU)	DO (mg/L)	TDS (g/L)
0855	below pump	19.43	7.07	102	0.469	62.2	9.98	0.305
0900	4.10	19.55	6.95	106	0.472	35.2	4.71	0.307
0905	4.10	19.76	6.91	106	0.493	20.4	3.95	0.320
0910	4.10	20.02	6.87	104	0.534	9.0	3.15	0.340
0915	4.10	20.18	6.84	98	0.568	2.7	2.70	0.363
0920	4.10	20.11	6.81	90	0.599	0.0	2.19	0.382
0925	4.10	19.87	6.80	84	0.614	0.0	1.92	0.393

Sampling Information:

EPA SW-846 Method 8270 SVOC's PAH's
EPA SW-846 Method 8260 VOC's BTEX
6 - 250 mL amber Yes [X] No [ ]
9 - 40 mL vials Yes [X] No [ ]

LTMW-04-MS and LTMW-04-MSD

Sample ID: **LTMW-04** Duplicate? Yes [ ] No [X]
Sample Time: 0930 MS/MSD? Yes [X] No [ ]

Shipped: Syracuse Service Center [ ]
Fed-Ex [ ] Courier [ ]

Comments/Notes:

Laboratory: Eurofins
Amherst, New York

National Grid
Excelsior Ave, Former MGP Site, Saratoga Springs, New York

Sampling Personnel: KL
Job Number: 0603400-128660-221
Well Id. **LTMW-05**

Date: 10/3/24
Weather: Sunny 55
Time In: 9:15 Time Out: 10:15

Well Information

		TOC	Other
Depth to Water:	(feet)	4.03	
Depth to Bottom:	(feet)	13.00	
Depth to Product:	(feet)		
Length of Water Column:	(feet)	8.97	
Volume of Water in Well:	(gal)	1.43	
Three Well Volumes:	(gal)	4.30	

Well Type: Flushmount [X] Stick-Up [ ]
Well Locked: Yes [X] No [ ]
Measuring Point Marked: Yes [X] No [ ]
Well Material: PVC [X] SS [ ] Other:
Well Diameter: 1" [ ] 2" [X] Other:
Comments:

Purging Information

Purging Method:	Bailer [ ]	Peristaltic [ ]	Well Wizard Dedicated Pump [X]		
Tubing/Bailer Material:	Teflon [ ]	Stainless St. [ ]	Polyethylene [X]	other [ ]	
Sampling Method:	Bailer [ ]	Peristaltic [ ]	Well Wizard Dedicated Pump [X]		
Average Pumping Rate: (ml/min)	200				
Duration of Pumping: (min)	30				
Total Volume Removed: (gal)	2	Did well go dry?	Yes [ ]	No [X]	

Horiba U-52 Water Quality Meter Used? Yes [X] No [ ]

Conversion Factors				
gal/ft. of water	1" ID	2" ID	4" ID	6" ID
	0.04	0.16	0.66	1.47
1 gallon=3.785L=3785mL=1337cu. feet				

Time	DTW (feet)	Temp (°C)	pH (S.U.)	ORP (mV)	Conductivity (mS/cm)	Turbidity (NTU)	DO (mg/L)	TDS (g/L)
09:25	4.48	16.70	6.79	-217	0.882	27.4	7.59	0.559
09:30	4.93	17.44	6.54	-208	0.823	42.5	7.24	0.525
09:35	5.23	18.32	6.54	-192	0.865	16.8	6.21	0.555
09:40	5.25	18.39	6.54	-193	0.867	10.8	5.84	0.568
09:45	5.25	18.48	6.53	-194	0.905	2.8	5.29	0.580
09:50	5.25	18.49	6.53	-186	0.914	0.0	0.38	0.585
09:55	5.25	18.49	6.53	-195	0.917	0.0	0.39	0.584

Sampling Information:

EPA SW-846 Method 8270 SVOC's PAH's
EPA SW-846 Method 8260 VOC's BTEX

2 - 250 mL amber Yes [X] No [ ]
3 - 40 mL vials Yes [X] No [ ]

Sample ID: **LTMW-05** Duplicate? Yes [ ] No [X]
Sample Time: 0955 MS/MSD? Yes [ ] No [X]

Shipped: Syracuse Service Center [ ]
Fed-Ex [ ] Courier [ ]

Comments/Notes:

Laboratory: Eurofins
Amherst, New York

National Grid
Excelsior Ave, Former MGP Site, Saratoga Springs, New York

Sampling Personnel: AS
Job Number: 0603400-128660-221
Well Id. **LTMW-6A**

Date: 10/3/24
Weather: 63°F, sunny
Time In: 1010 Time Out: 1:10

Well Information

		TOC	Other
Depth to Water:	(feet)	5.55	
Depth to Bottom:	(feet)	15.38	
Depth to Product:	(feet)	NP	
Length of Water Column:	(feet)	9.83	
Volume of Water in Well:	(gal)	1.57	
Three Well Volumes:	(gal)	4.7	

Well Type: Flushmount [X] Stick-Up [ ]
Well Locked: Yes [ ] No [X]
Measuring Point Marked: Yes [X] No [ ]
Well Material: PVC [X] SS [ ] Other:
Well Diameter: 1" [ ] 2" [X] Other:
Comments:

Purging Information

Purging Method:	Bailer [ ]	Peristaltic [ ]	Well Wizard Dedicated Pump [X]	
Tubing/Bailer Material:	Teflon [ ]	Stainless St. [ ]	Polyethylene [X]	other [ ]
Sampling Method:	Bailer [ ]	Peristaltic [ ]	Well Wizard Dedicated Pump [X]	
Average Pumping Rate:	200 (ml/min)	200		
Duration of Pumping:	3 (min)	30		
Total Volume Removed:	(gal)	2		

Did well go dry? Yes [ ] No [X]

Horiba U-52 Water Quality Meter Used? Yes [X] No [ ]

Conversion Factors

gal/ft. of water	1" ID	2" ID	4" ID	6" ID
	0.04	0.16	0.66	1.47

1 gallon=3.785L=3785mL=1337cu. feet

Time	DTW (feet)	Temp (°C)	pH (S.U.)	ORP (mV)	Conductivity (mS/cm)	Turbidity (NTU)	DO (mg/L)	TDS (g/L)
1015	Below top of pump	17.75	6.69	-139	0.818	20.1	2.16	0.524
1020	6.01	17.51	6.68	-150	0.822	17.5	1.53	0.526
1025	6.19	16.86	6.65	-162	0.826	8.9	0.75	0.529
1030	6.25	16.09	6.61	-169	0.832	1.8	0.33	0.532
1035	6.29	15.94	6.65	-173	0.838	0.8	0.21	0.536
1040	6.35	15.87	6.64	-174	0.838	0.2	0.19	0.536
1045	6.37	15.88	6.65	-175	0.838	0.0	0.18	0.536

Sampling Information:

EPA SW-846 Method 8270 SVOC's PAH's — 2 - 250 mL amber — Yes [X] No [ ]
EPA SW-846 Method 8260 VOC's BTEX — 3 - 40 mL vials — Yes [X] No [ ]

Sample ID: **LTMW-6A** Duplicate? Yes [ ] No [X]
Sample Time: 1050 MS/MSD? Yes [ ] No [X]

Shipped: Syracuse Service Center [ ] Fed-Ex [ ] Courier [ ]

Comments/Notes:

Laboratory: Eurofins Amherst, New York

National Grid
Excelsior Ave, Former MGP Site, Saratoga Springs, New York

Sampling Personnel: K
Job Number: 0603400-128660-221
Well Id. **LTMW-06**

Date: 10/3/24
Weather: Sunny 55
Time In: 8:00 Time Out: 9:15

Well Information

		TOC	Other
Depth to Water:	(feet)	6.76	
Depth to Bottom:	(feet)	19.41	
Depth to Product:	(feet)	—	
Length of Water Column:	(feet)	12.68	
Volume of Water in Well:	(gal)	2.02	
Three Well Volumes:	(gal)	6.08	

Well Type: Flushmount [X] Stick-Up [ ]
Well Locked: Yes [ ] No [X]
Measuring Point Marked: Yes [X] No [ ]
Well Material: PVC [X] SS [ ] Other:
Well Diameter: 1" [ ] 2" [X] Other:
Comments:

Purging Information

Purging Method:	Bailer [ ]	Peristaltic [ ]	Well Wizard Dedicated Pump [X]		
Tubing/Bailer Material:	Teflon [ ]	Stainless St. [ ]	Polyethylene [X]	other [ ]	
Sampling Method:	Bailer [ ]	Peristaltic [ ]	Well Wizard Dedicated Pump [X]		
Average Pumping Rate: (ml/min)	200				
Duration of Pumping: (min)	30				
Total Volume Removed: (gal)	2	Did well go dry?	Yes [ ]	No [✓]	

Horiba U-52 Water Quality Meter Used? Yes [X] No [ ]

Conversion Factors				
gal/ft. of water	1" ID	2" ID	4" ID	6" ID
	0.04	0.16	0.66	1.47
1 gallon=3.785L=3785mL=1337cu. feet				

Time	DTW (feet)	Temp (°C)	pH (S.U.)	ORP (mV)	Conductivity (mS/cm)	Turbidity (NTU)	DO (mg/L)	TDS (g/L)
08:15	7.57	14.84	6.73	-94	0.889	4.0	3.52	0.571
08:20	8.75	14.53	6.38	-100	0.896	5.9	1.34	0.572
08:25	9.68	14.62	6.31	-90	0.869	7.2	1.31	0.556
08:30	10.00	14.58	6.29	-93	0.876	4.4	1.29	0.561
08:35	10.23	14.38	6.30	-99	0.900	2.3	1.21	0.577
08:40	10.30	14.15	6.30	-104	0.927	0.0	0.91	0.594
08:45	10.30	14.10	6.30	-108	0.935	0.0	0.82	0.599

Sampling Information:

EPA SW-846 Method 8270 SVOC's PAH's
EPA SW-846 Method 8260 VOC's BTEX

2 - 250 mL amber Yes [X] No [ ]
3 - 40 mL vials Yes [X] No [ ]

Sample ID: **LTMW-06** Duplicate? Yes [ ] No [X]
Sample Time: 08:45 MS/MSD? Yes [ ] No [X]

Shipped: Syracuse Service Center [ ]
Fed-Ex [ ] Courier [ ]

Comments/Notes:

Laboratory: Eurofins
Amherst, New York

National Grid
Excelsior Ave, Former MGP Site, Saratoga Springs, New York

Sampling Personnel: [illegible]
Date: 10/2/24
Job Number: 0603400-128660-221
Weather: Sunny
Well Id. **LTMW-12**
Time In: 13:45 Time Out: 14:45

Well Information

		TOC	Other
Depth to Water:	(feet)	5.12	
Depth to Bottom:	(feet)	20.10	
Depth to Product:	(feet)	—	
Length of Water Column:	(feet)	14.98	
Volume of Water in Well:	(gal)	2.39	
Three Well Volumes:	(gal)	7.19	

Well Type: Flushmount [X] Stick-Up [ ]
Well Locked: Yes [X] No [ ]
Measuring Point Marked: Yes [X] No [ ]
Well Material: PVC [X] SS [ ] Other:
Well Diameter: 1" [ ] 2" [X] Other:
Comments:

Purging Information

Purging Method:		Bailer [ ]	Peristaltic [ ]	Well Wizard Dedicated Pump [ ]			
Tubing/Bailer Material:		Teflon [ ]	Stainless St. [ ]	Polyethylene [X]	other [ ]		
Sampling Method:		Bailer [ ]	Peristaltic [ ]	Well Wizard Dedicated Pump [ ]			
Average Pumping Rate:	(ml/min)	200					
Duration of Pumping:	(min)	30					
Total Volume Removed:	(gal)	2	Did well go dry?	Yes [ ]	No [X]		

Horiba U-52 Water Quality Meter Used? Yes [ ] No [X]

Conversion Factors				
gal/ft. of water	1" ID	2" ID	4" ID	6" ID
	0.04	0.16	0.66	1.47
1 gallon=3.785L=3785mL=1337cu. feet				

Time	DTW (feet)	Temp (°C)	pH (S.U.)	ORP (mV)	Conductivity (mS/cm)	Turbidity (NTU)	DO (mg/L)	TDS (g/L)
13:50	5.17	18.25	6.39	-165	3.37	21.6	0.87	2.15
13:55	5.15	18.94	6.45	-211	3.44	13.0	0.97	2.20
14:00	5.15	19.37	6.49	-232	3.45	9.8	1.09	2.21
14:05	5.15	19.09	6.54	-247	3.42	7.8	1.03	2.19
14:10	5.15	18.97	6.57	-259	3.39	6.7	0.92	2.17
14:15	5.15	18.89	6.58	-266	3.38	6.4	1.04	2.16
14:20	5.15	18.97	6.59	-273	3.40	6.5	0.52	2.18

Sampling Information:

USEPA SW-846 Method 8270 SVOC's PAH's — 2 - 250 mL amber — Yes [X] No [ ]
USEPA SW-846 Method 8260 VOC's BTEX — 3 - 40 mL vials — Yes [X] No [ ]

Sample ID: **LTMW-12** Duplicate? Yes [ ] No [X]
Sample Time: 14:20 MS/MSD? Yes [ ] No [X]

Shipped: Syracuse Service Center [ ] Fed-Ex [ ] Courier [ ]

Comments/Notes:

Laboratory: Eurofins Amherst, New York

National Grid
Excelsior Ave, Former MGP Site, Saratoga Springs, New York

Sampling Personnel: Peter Lyon
Job Number: 0603400-128660-221
Well Id. **LTMW-13**

Date: 10/2/19
Weather: Cloudy 68°
Time In: 1330 Time Out: 1430

Well Information

		TOC	Other
Depth to Water:	(feet)	6.18	
Depth to Bottom:	(feet)	23.05	
Depth to Product:	(feet)	—	
Length of Water Column:	(feet)	16.87	
Volume of Water in Well:	(gal)	2.69	
Three Well Volumes:	(gal)	8.09	

Well Type: Flushmount [X] Stick-Up [ ]
Well Locked: Yes [X] No [ ]
Measuring Point Marked: Yes [X] No [ ]
Well Material: PVC [X] SS [ ] Other:
Well Diameter: 1" [ ] 2" [X] Other:
Comments:

Purging Information

Purging Method:		Bailer [ ]	Peristaltic [ ]	Well Wizard Dedicated Pump [ ]			
Tubing/Bailer Material:		Teflon [ ]	Stainless St. [ ]	Polyethylene [X]	other [ ]		
Sampling Method:		Bailer [ ]	Peristaltic [ ]	Well Wizard Dedicated Pump [ ]			
Average Pumping Rate:	(ml/min)	200					
Duration of Pumping:	(min)	30					
Total Volume Removed:	(gal)	2					

Did well go dry? Yes [ ] No [X]

Horiba U-52 Water Quality Meter Used? Yes [ ] No [X]

Conversion Factors				
gal/ft. of water	1" ID	2" ID	4" ID	6" ID
	0.04	0.16	0.66	1.47
1 gallon=3.785L=3785mL=1337cu. feet				

Time	DTW (feet)	Temp (°C)	pH (S.U.)	ORP (mV)	Conductivity (mS/cm)	Turbidity (NTU)	DO (mg/L)	TDS (g/L)
1335	6.41	22.86	6.89	-69	3.61	83.6	1.97	2.31
1340	6.38	20.17	6.77	-130	3.78	41.0	1.01	2.42
1345	6.33	19.46	6.74	-145	3.89	25.3	0.75	2.49
1350	6.49	19.67	6.74	-151	3.89	38.9	0.65	2.49
1355	6.46	18.37	6.74	-149	3.98	16.5	0.67	2.55
1400	6.48	18.52	6.73	-153	3.97	9.4	0.73	2.54
1405	6.43	19.04	6.71	-156	3.92	13.3	0.60	2.51
1410	6.49	19.37	6.71	-160	3.92	19.8	0.63	2.51
1415	6.46	19.46	6.71	-160	3.91	18.6	0.53	2.50
1420	6.50	19.30	6.71	-159	3.89	9.9	0.45	2.49
1425	6.49	19.36	6.71	-159	3.90	9.2	0.43	2.49
1430								
1435								

Sampling Information:

USEPA SW-846 Method 8270 SVOC's PAH's — 2 - 250 mL amber — Yes [X] No [ ]
USEPA SW-846 Method 8260 VOC's BTEX — 3 - 40 mL vials — Yes [X] No [ ]

Sample ID: **LTMW-13** Duplicate? Yes [ ] No [X]
Sample Time: 1425 MS/MSD? Yes [ ] No [X]

Shipped: Syracuse Service Center [ ] Fed-Ex [ ] Courier [ ]

Comments/Notes:

Laboratory: Eurofins Amherst, New York

National Grid
Excelsior Ave, Former MGP Site, Saratoga Springs, New York

Sampling Personnel: Peter Lyon
Job Number: 0603400-128660-221
Well Id. **LTMW-14**

Date: 10/3/24
Weather: Sunny 68°
Time In: 0930 Time Out: 1015

Well Information

		TOC	Other
Depth to Water:	(feet)	1.63	
Depth to Bottom:	(feet)	17.78	
Depth to Product:	(feet)	–	
Length of Water Column:	(feet)	16.15	
Volume of Water in Well:	(gal)	2.58	
Three Well Volumes:	(gal)	7.75	

Well Type: Flushmount [X] Stick-Up [ ]
Well Locked: Yes [X] No [ ]
Measuring Point Marked: Yes [X] No [ ]
Well Material: PVC [X] SS [ ] Other:
Well Diameter: 1" [ ] 2" [X] Other:
Comments:

Purging Information

Purging Method:	Bailer [ ]	Peristaltic [ ]	Well Wizard Dedicated Pump [X]		
Tubing/Bailer Material:	Teflon [ ]	Stainless St. [ ]	Polyethylene [X]	other [ ]	
Sampling Method:	Bailer [ ]	Peristaltic [ ]	Well Wizard Dedicated Pump [X]		
Average Pumping Rate: (ml/min)	200				
Duration of Pumping: (min)	30				
Total Volume Removed: (gal)	2	Did well go dry?	Yes [ ]	No [X]	
Horiba U-52 Water Quality Meter Used?		Yes [ ]	No [X]		

Conversion Factors				
gal/ft. of water	1" ID	2" ID	4" ID	6" ID
	0.04	0.16	0.66	1.47
1 gallon=3.785L=3785mL=1337cu. feet				

Time	DTW (feet)	Temp (°C)	pH (S.U.)	ORP (mV)	Conductivity (mS/cm)	Turbidity (NTU)	DO (mg/L)	TDS (g/L)
0940	1.67	16.78	7.22	42	1.16	58.6	1.96	0.745
0945	1.64	16.96	7.08	53	1.15	26.6	1.54	0.738
0950	1.64	17.32	7.04	56	1.14	18.6	1.29	0.731
0955	1.69	17.39	7.01	57	1.14	12.2	1.18	0.731
1000	1.69	17.48	6.99	55	1.16	12.1	1.12	0.738
1005	1.70	16.87	6.98	53	1.13	8.6	1.13	0.744
1010	1.70	16.40	6.98	51	1.16	9.3	1.12	0.745

Sampling Information:

EPA SW-846 Method 8270 SVOC's PAH's
EPA SW-846 Method 8260 VOC's BTEX

2 - 250 mL amber Yes [X] No [ ]
3 - 40 mL vials Yes [X] No [ ]

Sample ID: **LTMW-14** Duplicate? Yes [ ] No [X]
Sample Time: 1010 MS/MSD? Yes [ ] No [X]

Shipped: Syracuse Service Center [ ]
Fed-Ex [ ] Courier [ ]

Comments/Notes:

Laboratory: Eurofins
Amherst, New York

National Grid
Excelsior Ave, Former MGP Site, Saratoga Springs, New York

Sampling Personnel: AJ
Job Number: 0603400-128660-221
Well Id. **LTMW-15**

Date: 10/3/24
Weather: 66°F, sunny
Time In: 1115 Time Out: 1200

Well Information

		TOC	Other
Depth to Water:	(feet)	4.30	
Depth to Bottom:	(feet)	10.77	
Depth to Product:	(feet)	NP	
Length of Water Column:	(feet)	6.47	
Volume of Water in Well:	(gal)	1.03	
Three Well Volumes:	(gal)	3.1	

Well Type: Flushmount [X] Stick-Up [ ]
Well Locked: Yes [X] No [ ]
Measuring Point Marked: Yes [X] No [ ]
Well Material: PVC [X] SS [ ] Other:
Well Diameter: 1" [ ] 2" [X] Other:
Comments:

Purging Information

Purging Method:	Bailer [ ]	Peristaltic [ ]	Well Wizard Dedicated Pump [X]		
Tubing/Bailer Material:	Teflon [ ]	Stainless St. [ ]	Polyethylene [X]	other [ ]	
Sampling Method:	Bailer [ ]	Peristaltic [ ]	Well Wizard Dedicated Pump [X]		
Average Pumping Rate:	200 (ml/min)	2			
Duration of Pumping:	30 (min)				
Total Volume Removed:	2.5 (gal)				

Did well go dry? Yes [ ] No [X]

Horiba U-52 Water Quality Meter Used? Yes [ ] No [X]

Conversion Factors				
gal/ft. of water	1" ID	2" ID	4" ID	6" ID
	0.04	0.16	0.66	1.47
1 gallon=3.785L=3785mL=1337cu. feet				

Time	DTW (feet)	Temp (°C)	pH (S.U.)	ORP (mV)	Conductivity (mS/cm)	Turbidity (NTU)	DO (mg/L)	TDS (g/L)
1120	5.17	16.80	6.78	-175	1.08	3.9	0.99	0.678
1125	5.35	18.09	6.86	-183	1.36	9.3	1.31	0.868
1130	5.35	18.43	6.85	-196	1.33	7.8	0.84	0.853
1135	5.35	18.54	6.85	-200	1.31	2.4	0.78	0.839
1140	5.33	18.48	6.86	-203	1.25	0.0	0.88	0.826
1145	5.34	18.53	6.88	-204	1.28	0.0	0.87	0.819
1150	5.34	18.62	6.88	-205	1.27	0.0	0.82	0.816

Sampling Information:

EPA SW-846 Method 8270 SVOC's PAH's
EPA SW-846 Method 8260 VOC's BTEX

2 - 250 mL amber Yes [X] No [ ]
3 - 40 mL vials Yes [X] No [ ]

Sample ID: **LTMW-15** Duplicate? Yes [ ] No [X]
Sample Time: 1155 MS/MSD? Yes [ ] No [X]

Shipped: Syracuse Service Center [ ]
Fed-Ex [ ] Courier [ ]

Comments/Notes:

Laboratory: Eurofins
Amherst, New York

National Grid
Excelsior Ave, Former MGP Site, Saratoga Springs, New York

Sampling Personnel: KL
Job Number: 0603400-128660-221
Well Id. **MW-EPA-01R**

Date: 10/2/24
Weather: Sunny
Time In: 12:45 Time Out: 13:45

Well Information

		TOC	Other
Depth to Water:	(feet)	4.34	
Depth to Bottom:	(feet)	9.65	
Depth to Product:	(feet)	—	
Length of Water Column:	(feet)	5.01	
Volume of Water in Well:	(gal)	.81	
Three Well Volumes:	(gal)	2.40	

Well Type: Flushmount [X] Stick-Up [ ]
Well Locked: Yes [X] No [ ]
Measuring Point Marked: Yes [X] No [ ]
Well Material: PVC [X] SS [ ] Other:
Well Diameter: 1" [ ] 2" [X] Other:
Comments:

Purging Information

Purging Method:	Bailer [ ]	Peristaltic [ ]	Well Wizard Dedicated Pump [X]		
Tubing/Bailer Material:	Teflon [ ]	Stainless St. [ ]	Polyethylene [X]	other [ ]	
Sampling Method:	Bailer [ ]	Peristaltic [ ]	Well Wizard Dedicated Pump [X]		
Average Pumping Rate: (ml/min)	200				
Duration of Pumping: (min)	30				
Total Volume Removed: (gal)	2	Did well go dry?	Yes [ ]	No [ ]	
Horiba U-52 Water Quality Meter Used?		Yes [ ]	No [X]		

Conversion Factors				
gal/ft. of water	1" ID	2" ID	4" ID	6" ID
	0.04	0.16	0.66	1.47
1 gallon=3.785L=3785mL=1337cu. feet				

Time	DTW (feet)	Temp (°C)	pH (S.U.)	ORP (mV)	Conductivity (mS/cm)	Turbidity (NTU)	DO (mg/L)	TDS (g/L)
13:00	5.08	19.18	6.21	3	1.97	11.7	5.19	1.26
13:05	5.12	19.04	6.24	-14	1.94	106	4.26	1.24
13:10	5.50	18.57	6.27	-59	1.94	44.2	5.11	1.24
13:15	5.74	18.61	6.30	-84	2.01	26.5	5.00	1.29
13:20	5.86	18.83	6.30	-110	2.17	23.1	4.67	1.39
13:25	6.01	18.54	6.31	-123	2.22	18.5	4.55	1.42
13:30	6.17	18.25	6.31	-136	2.16	11.6	4.03	1.38
13:35	6.29	18.32	6.30	-143	2.15	9.6	3.74	1.36

Sampling Information:

EPA SW-846 Method 8270 SVOC's PAH's
EPA SW-846 Method 8260 VOC's BTEX

2 - 250 mL amber Yes [X] No [ ]
3 - 40 mL vials Yes [X] No [ ]

Sample ID: **MW-EPA-01R**
Sample Time: 13:35

Duplicate? Yes [ ] No [X]
MS/MSD? Yes [ ] No [X]

Shipped: Syracuse Service Center [ ]
Fed-Ex [ ] Courier [ ]

Laboratory: Eurofins
Amherst, New York

Comments/Notes:

National Grid
Excelsior Ave, Former MGP Site, Saratoga Springs, New York

Sampling Personnel: Peter Lyon
Job Number: 0603400-128660-221
Well Id. **MW-EPA-03R**

Date: 10/2/24
Weather: Sunny w/clouds 63°
Time In: 1224 Time Out: 1300

Well Information

		TOC	Other
Depth to Water:	(feet)	4.26	
Depth to Bottom:	(feet)	10.77	
Depth to Product:	(feet)	—	
Length of Water Column:	(feet)	6.51	
Volume of Water in Well:	(gal)	1.04	
Three Well Volumes:	(gal)	3.12	

Well Type: Flushmount [X] Stick-Up [ ]
Well Locked: Yes [X] No [ ]
Measuring Point Marked: Yes [X] No [ ]
Well Material: PVC [X] SS [ ] Other:
Well Diameter: 1" [ ] 2" [X] Other:
Comments:

Purging Information

Purging Method:	Bailer [ ]	Peristaltic [ ]	Well Wizard Dedicated Pump [X]	
Tubing/Bailer Material:	Teflon [ ]	Stainless St. [ ]	Polyethylene [X]	other [ ]
Sampling Method:	Bailer [ ]	Peristaltic [ ]	Well Wizard Dedicated Pump [X]	

Average Pumping Rate:	(ml/min)	200
Duration of Pumping:	(min)	30
Total Volume Removed:	(gal)	2

Did well go dry? Yes [ ] No [X]

Horiba U-52 Water Quality Meter Used? Yes [ ] No [X]

Conversion Factors				
gal/ft. of water	1" ID	2" ID	4" ID	6" ID
	0.04	0.16	0.66	1.47
1 gallon=3.785L=3785mL=1337cu. feet				

Time	DTW (feet)	Temp (°C)	pH (S.U.)	ORP (mV)	Conductivity (mS/cm)	Turbidity (NTU)	DO (mg/L)	TDS (g/L)
1225	4.75	19.33	6.76	-202	3.08	11.8	1.96	1.97
1230	4.71	19.65	6.83	-223	3.06	10.7	1.51	1.96
1235	4.75	19.91	6.87	-231	3.04	6.2	1.16	1.95
1240	4.63	20.17	6.88	-235	3.03	1.6	0.97	1.94
1245	4.61	20.31	6.88	-237	3.02	1.0	0.90	1.94
1250	4.69	20.32	6.89	-242	3.02	0.2	0.85	1.93
1255	4.73	20.34	6.90	-245	3.01	0.1	0.77	1.93

Sampling Information:

EPA SW-846 Method 8270 SVOC's PAH's — 2 - 250 mL amber — Yes [X] No [ ]
EPA SW-846 Method 8260 VOC's BTEX — 3 - 40 mL vials — Yes [X] No [ ]

Sample ID: **MW-EPA-03R** Duplicate? Yes [ ] No [X]
Sample Time: 1255 MS/MSD? Yes [ ] No [X]

Shipped: Syracuse Service Center [ ]
Fed-Ex [ ] Courier [ ]

Comments/Notes:

Laboratory: Eurofins
Amherst, New York

National Grid
Excelsior Ave, Former MGP Site, Saratoga Springs, New York

Sampling Personnel: Pixar Lyon
Job Number: 0603400-128660-221
Well Id. **MH-1**

Date: 10/3/24
Weather: Sunny 75°
Time In: 1029 Time Out: 1055

Time		Temp (°C)	pH	ORP (mV)	Conductivity (mS/cm)	Turbidity (NTU)	DO (mg/L)	TDS (g/L)
1030		20.41	7.09	-111	2.07	10.5	9.07	1.32

Sampling Information:

EPA SW-846 Method 8270 SVOC's PAH's — 2 - 250 mL amber — Yes [X] No [ ]
EPA SW-846 Method 8260 VOC's BTEX — 3 - 40 mL vials — Yes [X] No [ ]

Sample ID: **MH-1** Duplicate? Yes [ ] No [X]
Sample Time: 1030 MS/MSD? Yes [ ] No [X]

Shipped: Syracuse Service Center [ ] Fed-Ex [ ] Courier [ ]

Comments/Notes:

Laboratory: Eurofins Amherst, New York

National Grid
Excelsior Ave, Former MGP Site, Saratoga Springs, New York

Sampling Personnel: [illegible]
Job Number: 0603400-128660-221
Well Id. **Old Red Spring**

Date: 10/2/24
Weather: Cloudy 60
Time In: 4:55 Time Out:

Time		Temp (°C)	pH	ORP (mV)	Conductivity (mS/cm)	Turbidity (NTU)	DO (mg/L)	TDS (g/L)
1645		15.44	6.39	-75	2.95	0.0	0.86	1.88

Sampling Information:

EPA SW-846 Method 8270 SVOC's PAH's
EPA SW-846 Method 8260 VOC's BTEX

2 - 250 mL amber Yes [X] No [ ]
3 - 40 mL vials Yes [X] No [ ]

Sample ID: **ORS**
Sample Time: 1700

Duplicate? Yes [ ] No [X]
MS/MSD? Yes [ ] No [X]

Shipped: Syracuse Service Center [ ]
Fed-Ex [ ] Courier [ ]

Comments/Notes:

Laboratory: Eurofins
Amherst, New York

National Grid
Excelsior Ave, Former MGP Site, Saratoga Springs, New York

Sampling Personnel: Peter Lyon
Job Number: 0603400-128660-221
Well Id. **LTMW-07**

Date: 10/22/24
Weather: Cloudy 63°
Time In: 1449 Time Out: 1540

Well Information

		TOC	Other
Depth to Water:	(feet)	9.17	
Depth to Bottom:	(feet)	28.25	
Depth to Product:	(feet)	–	
Length of Water Column:	(feet)	19.08	
Volume of Water in Well:	(gal)	3.05	
Three Well Volumes:	(gal)	9.15	

Well Type: Flushmount [X] Stick-Up [ ]
Well Locked: Yes [ ] No [X]
Measuring Point Marked: Yes [X] No [ ]
Well Material: PVC [X] SS [ ] Other:
Well Diameter: 1" [ ] 2" [X] Other:
Comments:

Purging Information

Purging Method:	Bailer [ ]	Peristaltic [ ]	Well Wizard Dedicated Pump [X]		
Tubing/Bailer Material:	Teflon [ ]	Stainless St. [ ]	Polyethylene [X]	other [ ]	
Sampling Method:	Bailer [ ]	Peristaltic [ ]	Well Wizard Dedicated Pump [X]		
Average Pumping Rate: (ml/min)	250				
Duration of Pumping: (min)	30				
Total Volume Removed: (gal)	2	Did well go dry?	Yes [ ]	No [X]	

Horiba U-52 Water Quality Meter Used? Yes [X] No [ ]

Conversion Factors				
gal/ft. of water	1" ID	2" ID	4" ID	6" ID
	0.04	0.16	0.66	1.47
1 gallon=3.785L=3785mL=1337cu. feet				

Time	DTW (feet)	Temp (°C)	pH (S.U.)	ORP (mV)	Conductivity (mS/cm)	Turbidity (NTU)	DO (mg/L)	TDS (g/L)
1450	9.76	19.60	7.29	-119	2.22	2.0	1.60	1.40
1455	10.23	16.64	6.92	-140	1.86	21.3	0.56	1.19
1500	10.33	15.05	6.87	-161	2.05	54.4	0.52	1.31
1505	10.90	15.05	6.87	-173	1.94	39.8	0.48	1.21
1510	10.71	15.53	6.89	-164	1.55	29.3	0.46	0.985
1515	10.70	15.92	6.84	-147	1.79	29.5	4.90	1.19
1520	11.09	15.90	6.86	-156	2.24	18.6	0.68	1.44
1525	10.98	14.89	6.85	-169	2.38	11.0	0.57	1.52
1530	11.00	13.85	6.92	-158	2.51	10.0	0.63	1.61
1535	11.00	13.72	6.86	-166	2.53	10.0	0.63	1.62

Sampling Information:

EPA SW-846 Method 8270 SVOC's PAH's
EPA SW-846 Method 8260 VOC's BTEX

2 - 250 mL amber Yes [X] No [ ]
3 - 40 mL vials Yes [X] No [ ]

Sample ID: **LTMW-07** Duplicate? Yes [ ] No [X]
Sample Time: 1535 MS/MSD? Yes [ ] No [X]

Shipped: Syracuse Service Center [ ]
Fed-Ex [ ] Courier [ ]

Comments/Notes:

Laboratory: Eurofins
Amherst, New York

Well ID.	Sample?	Well Size	DTW	DTP	DTB	Comments
LTMW-06	yes	2"	8.46		19.41	
LTMW-07	yes	2"	9.17		28.25	
LTMW-08	yes	2"	10:33		27.23	*SAMPLE IN OCTOBER ONLY*

National Grid
Excelsior Ave, Former MGP Site, Saratoga Springs, New York

Sampling Personnel: VK
Job Number: 0603400-128660-221
Well Id. **LTMW-08**

Date: 10/2/24
Weather: PC 64
Time In: 14:45 Time Out: 15:40

Well Information

		TOC	Other
Depth to Water:	(feet)	10.33	
Depth to Bottom:	(feet)	27.23	
Depth to Product:	(feet)		
Length of Water Column:	(feet)	16.9	
Volume of Water in Well:	(gal)	2.7	
Three Well Volumes:	(gal)	8.11	

Well Type: Flushmount [X] Stick-Up [ ]
Well Locked: Yes [ ] No [X]
Measuring Point Marked: Yes [X] No [ ]
Well Material: PVC [X] SS [ ] Other:
Well Diameter: 1" [ ] 2" [X] Other:
Comments:

Purging Information

Purging Method:	Bailer [ ]	Peristaltic [ ]	Well Wizard Dedicated Pump [X]	
Tubing/Bailer Material:	Teflon [ ]	Stainless St. [ ]	Polyethylene [X]	other [ ]
Sampling Method:	Bailer [ ]	Peristaltic [ ]	Well Wizard Dedicated Pump [X]	

Average Pumping Rate:	(ml/min)	200
Duration of Pumping:	(min)	30
Total Volume Removed:	(gal)	2

Did well go dry? Yes [ ] No [X]

Horiba U-52 Water Quality Meter Used? Yes [X] No [ ]

Conversion Factors				
gal/ft. of water	1" ID	2" ID	4" ID	6" ID
	0.04	0.16	0.66	1.47
1 gallon=3.785L=3785mL=1337cu. feet				

Time	DTW (feet)	Temp (°C)	pH (S.U.)	ORP (mV)	Conductivity (mS/cm)	Turbidity (NTU)	DO (mg/L)	TDS (g/L)
14:55	11.44	14.05	6.51	-193	2.52	12.1	2.67	1.62
15:00	11.78	13.55	6.48	-200	2.64	10.6	2.41	1.70
15:05	12.17	12.90	6.46	-208	2.78	4.3	2.09	1.78
15:10	12.47	12.67	6.45	-208	2.79	3.3	1.77	1.79
15:15	12.83	12.48	6.43	-209	2.76	0.0	1.38	1.77
15:20	12.95	12.40	6.43	-211	2.85	0.0	1.24	1.83
15:25	12.98	12.24	6.43	-212	2.96	0.0	1.11	1.90

Sampling Information:

EPA SW-846 Method 8270 SVOC's PAH's — 2 - 250 mL amber — Yes [X] No [ ]
EPA SW-846 Method 8260 VOC's BTEX — 3 - 40 mL vials — Yes [X] No [ ]

Sample ID: **LTMW-08** Duplicate? Yes [ ] No [X]
Sample Time: 15:25 MS/MSD? Yes [ ] No [X]

Shipped: Syracuse Service Center [ ]
Fed-Ex [ ] Courier [ ]

Comments/Notes:

Laboratory: Eurofins
Amherst, New York

Eurofins Buffalo
10 Hazelwood Drive
Amherst, NY 14228-2298
Phone (716) 691-2600 Phone (716) 691-7991

Chain of Custody Record

eurofins | Environment Testing

Client Information	Sampler:	Lab PM: Beninati, John	Carrier Tracking No(s):	COC No: 480-192880-40374.2
Client Contact: Tim Beaumont	Phone:	E-Mail: John.Beninati@et.eurofinsus.com	State of Origin:	Page: Page 2 of 2
Company: Groundwater & Environmental Services Inc	PWSID:			Job #:
Address: 6780 Northern Boulevard Suite 100	Due Date Requested:			
City: East Syracuse	TAT Requested (days):			
State, Zip: NY, 13057	Compliance Project: Δ Yes Δ No			
Phone:	PO #: 0603400-128660-221-1106			
Email: tbeaumont@gesonline.com	WO #:			
Project Name: Saratoga Quarterly Main Site GW Event Desc: Saratoga Main Sit	Project #: 48027231			
Site: Saratoga Quarterly Main Site GWS	SSOW#:			

Analysis Requested

Preservation Codes:
A - HCL, B - NaOH, C - Zn Acetate, D - Nitric Acid, E - NaHSO4, F - MeOH, G - Amchlor, H - Ascorbic Acid, I - Ice, J - DI Water, K - EDTA, L - EDA, M - Hexane, N - None, O - AsNaO2, P - Na2O4S, Q - Na2SO3, R - Na2S2O3, S - H2SO4, T - TSP Dodecahydrate, U - Acetone, V - MCAA, W - pH 4-5, Y - Trizma, Z - other (specify)
Other:

Sample Identification	Sample Date	Sample Time	Sample Type (C=Comp, G=grab)	Matrix (W=water, S=solid, O=waste/oil, BT=Tissue, A=Air)	Field Filtered Sample (Yes or No)	Perform MS/MSD (Yes or No)	8270D - PAH Semivolatiles	8260C - BTEX - 8260	Total Number of containers	Special Instructions/Note:
			Preservation Code:				N	A		
LTMW-15	10/3/24	11:55	G	Water			3	2	5	
MW-EPA-01R	10/2/24	13:35	G	Water			3	2	5	
MW-EPA-03R	10/2/24	12:55	G	Water			3	2	5	
ORS	10/2/24	17:00	G	Water			3	2	5	
MH-1	10/3/24	10:30	G	Water			3	2	5	
Field Duplicate	10/2/24	—	G	Water			3	2	5	
Trip Blank				Water				2	2	

Possible Hazard Identification
☐ Non-Hazard ☐ Flammable ☐ Skin Irritant ☐ Poison B ☐ Unknown ☐ Radiological

Sample Disposal (A fee may be assessed if samples are retained longer than 1 month)
☐ Return To Client ☐ Disposal By Lab ☐ Archive For _____ Months

Deliverable Requested: I, II, III, IV, Other (specify) **CAT B DELIVERY**

Special Instructions/QC Requirements:

Empty Kit Relinquished by:	Date:	Time:	Method of Shipment:

Relinquished by:	Date/Time:	Company	Received by:	Date/Time:	Company
Relinquished by:	Date/Time:	Company	Received by:	Date/Time:	Company
Relinquished by:	Date/Time:	Company	Received by:	Date/Time:	Company

Custody Seals Intact: Δ Yes Δ No	Custody Seal No.:	Cooler Temperature(s) °C and Other Remarks:

Ver: 01/16/2019

Eurofins Buffalo
10 Hazelwood Drive
Amherst, NY 14228-2298
Phone (716) 691-2600 Phone (716) 691-7991

Chain of Custody Record

eurofins | Environment Testing

Client Information	Sampler:	Lab PM: Beninati, John	Carrier Tracking No(s):	COC No: 480-192880-40374.1
Client Contact: Tim Beaumont	Phone:	E-Mail: John.Beninati@et.eurofinsus.com	State of Origin:	Page: Page 1 of 2
Company: Groundwater & Environmental Services Inc	PWSID:			Job #:
Address: 6780 Northern Boulevard Suite 100	Due Date Requested:			
City: East Syracuse	TAT Requested (days):			
State, Zip: NY, 13057	Compliance Project: Δ Yes Δ No			
Phone:	PO #: 0603400-128660-221-1106			
Email: tbeaumont@gesonline.com	WO #:			
Project Name: Saratoga Quarterly Main Site GW Event Desc: Saratoga Main Sit	Project #: 48027231			
Site: Saratoga Quarterly Main Site GWS	SSOW#:			

Analysis Requested

Preservation Codes:
A - HCL, B - NaOH, C - Zn Acetate, D - Nitric Acid, E - NaHSO4, F - MeOH, G - Amchlor, H - Ascorbic Acid, I - Ice, J - DI Water, K - EDTA, L - EDA, M - Hexane, N - None, O - AsNaO2, P - Na2O4S, Q - Na2SO3, R - Na2S2O3, S - H2SO4, T - TSP Dodecahydrate, U - Acetone, V - MCAA, W - pH 4-5, Y - Trizma, Z - other (specify)
Other:

Sample Identification	Sample Date	Sample Time	Sample Type (C=comp, G=grab)	Matrix (W=water, S=solid, O=waste/oil, BT=Tissue, A=Air)	Field Filtered Sample (Yes or No)	Perform MS/MSD (Yes or No)	8270D - PAH Semivolatiles	8260C - BTEX - 8260	Total Number of containers	Special Instructions/Note:
			Preservation Code:				N	A		
LTMW-01	10/3/24	09:15	G	Water			2	3	5	
LTMW-02	10/2/24	16:40	G	Water			2	3	5	
LTMW-03	10/2/24	16:40	G	Water			2	3	5	
LTMW-04	10/3/24	09:30	G	Water			2	3	5	
LTMW-04-MS	10/3/24	09:30	G	Water			2	3	5	
LTMW-04-MSD	10/3/24	09:30	G	Water			2	3	5	
LTMW-05	10/3/24	09:55	G	Water			2	3	5	
LTMW-06A	10/3/24	10:50	G	Water			2	3	5	
LTMW-12	10/2/24	14:20	G	Water			2	3	5	
LTMW-13	10/2/24	14:25	G	Water			2	3	5	
LTMW-14	10/3/24	10:10	G	Water			2	3	5	

Possible Hazard Identification
☐ Non-Hazard ☐ Flammable ☐ Skin Irritant ☐ Poison B ☐ Unknown ☐ Radiological

Sample Disposal (A fee may be assessed if samples are retained longer than 1 month)
☐ Return To Client ☐ Disposal By Lab ☐ Archive For _____ Months

Deliverable Requested: I, II, III, IV, Other (specify) **CAT B DELIVERY**

Special Instructions/QC Requirements:

Empty Kit Relinquished by:	Date:	Time:	Method of Shipment:

Relinquished by:	Date/Time:	Company	Received by:	Date/Time:	Company
Relinquished by:	Date/Time:	Company	Received by:	Date/Time:	Company
Relinquished by:	Date/Time:	Company	Received by:	Date/Time:	Company

Custody Seals Intact: Δ Yes Δ No	Custody Seal No.:	Cooler Temperature(s) °C and Other Remarks:

Eurofins Buffalo
10 Hazelwood Drive
Amherst, NY 14228-2298
Phone (716) 691-2600 Phone (716) 691-7991

Chain of Custody Record

eurofins | Environment Testing

Client Information	Sampler:	Lab PM: Beninati, John	Carrier Tracking No(s):	COC No: 480-192889-40375.1
Client Contact: Tim Beaumont	Phone:	E-Mail: John.Beninati@et.eurofinsus.com	State of Origin:	Page: Page 1 of 1
Company: Groundwater & Environmental Services Inc	PWSID:			Job #:
Address: 6780 Northern Boulevard Suite 100	Due Date Requested:			
City: East Syracuse	TAT Requested (days):			
State, Zip: NY, 13057	Compliance Project: Δ Yes Δ No			
Phone:	PO #: 0603400-128660-221-1106			
Email: tbeaumont@gesonline.com	WO #:			
Project Name: Saratoga SA Former Skating Rink GW Event Desc: Saratoga SA	Project #: 48027231			
Site: Saratoga Former Skating Rink GWS	SSOW#:			

Analysis Requested

Preservation Codes:
A - HCL
B - NaOH
C - Zn Acetate
D - Nitric Acid
E - NaHSO4
F - MeOH
G - Amchlor
H - Ascorbic Acid
I - Ice
J - DI Water
K - EDTA
L - EDA
M - Hexane
N - None
O - AsNaO2
P - Na2O4S
Q - Na2SO3
R - Na2S2O3
S - H2SO4
T - TSP Dodecahydrate
U - Acetone
V - MCAA
W - pH 4-5
Y - Trizma
Z - other (specify)
Other:

Sample Identification	Sample Date	Sample Time	Sample Type (C=comp, G=grab)	Matrix (W=water, S=solid, O=waste/oil, BT=Tissue, A=Air)	Field Filtered Sample (Yes or No)	Perform MS/MSD (Yes or No)	8270D - PAH Semivolatiles	8260C - BTEX - 8260	Total Number of containers	Special Instructions/Note:
			Preservation Code:				N	A		
LMTW-06	10/3/24	08:45	G	Water			2	3	5	
LMTW-07	10/2/24	15:35	G	Water			2	3	5	
LMTW-08	10/2/24	15:25	G	Water			2	3	5	

Possible Hazard Identification
☐ *Non-Hazard* ☐ *Flammable* ☐ *Skin Irritant* ☐ *Poison B* ☐ *Unknown* ☐ *Radiological*

Sample Disposal (A fee may be assessed if samples are retained longer than 1 month)
☐ *Return To Client* ☐ *Disposal By Lab* ☐ *Archive For* _____ *Months*

Deliverable Requested: I, II, III, IV, Other (specify) **CAT B DELIVERY**

Special Instructions/QC Requirements:

Empty Kit Relinquished by:	Date:	Time:	Method of Shipment:

Relinquished by:	Date/Time:	Company	Received by:	Date/Time:	Company
Relinquished by:	Date/Time:	Company	Received by:	Date/Time:	Company
Relinquished by:	Date/Time:	Company	Received by:	Date/Time:	Company

Custody Seals Intact: Δ Yes Δ No	Custody Seal No.:	Cooler Temperature(s) °C and Other Remarks:

Appendix D – Data Usability Summary Report and Analytical Data

Groundwater & Environmental Services, Inc.

708 North Main Street, Suite 201
Blacksburg, VA 24060

T. 800.662.5067

April 28, 2025

Devin Shay
Groundwater & Environmental Services, Syracuse
6780 Northern Blvd., Suite 100
East Syracuse, NY 13057.

RE: Data Usability Summary Report for National Grid- Saratoga Springs: Data Package Eurofins Environmental Testing, Job No. 480-216192-1

Review has been completed for the data packages generated by Eurofins Environmental Testing that pertain to monitoring well samples collected during the January 2024 sampling event at the National Grid Saratoga Springs site. Twelve aqueous samples, a matrix spike/matrix spike duplicate pair, and a field duplicate were collected from the main site. These samples were processed for volatile organic compounds benzene, toluene, ethylbenzene and xylenes (BTEX) and polycyclic aromatic hydrocarbons (PAHs). The trip blank was collected and analyzed for volatiles with the samples.

Analytical methodologies are those of the USEPA SW846 8260C and USEPA SW846 8270D with additional requirements of the NYSDEC ASP.

Complete NYSDEC Category B deliverables were included in the laboratory data package and all information required for validation of the data is present. This usability report is generated from review of the summary form information, and review of associated QC raw data. The reported summary forms have been reviewed for application of validation qualifiers, using guidance from the National Grid generic QAPP, USEPA Region 2 validation SOPs, the USEPA National Functional Guidelines for Data Review, and professional judgment, as affects the usability of the data. The following items were reviewed:

- Laboratory Narrative Discussion
- Custody Documentation
- Holding Times
- Surrogate and Internal Standard Recoveries
- Matrix Spike Recoveries/Duplicate (MS/MSD) Correlations
- Field Duplicate Correlations
- Laboratory Control Sample (LCS)
- Preparation/Calibration Blanks
- Calibration/Low Level Standard Responses
- Instrumental Tunes

All of the items were determined to be acceptable for the DUSR level review. In summary, sample results are usable, no data was qualified pursuant to this data validation.

The laboratory case narratives and sample identification summary forms are attached to this text, and should be reviewed in conjunction with this report.

Volatiles by EPA 8260D/NYSDEC ASP

Sample holding times for groundwater samples and instrumental tune fragmentations are within acceptance ranges.

Blanks show no contamination.

Surrogate and internal standard recoveries are within required limits. LCS/LCSD recoveries were within criteria and duplicate correlations fell within acceptable variance.

Calibration standards show acceptable responses within analytical protocol and validation action limits.

An MS/MSD was analyzed using LTMW-04 as the matrix. All QC elements fell within project criteria.

The blind field duplicate correlations of LTMW-02 were not calculated, as there were no positive detections reported in the original or duplicate sample.

PAHs by EPA8270E/NYSDEC ASP

Holding times were met.

Instrumental tune fragmentations are within acceptance ranges. Blanks show no contamination.

Surrogate and internal standard recoveries are within required limits. LCS/LCSD recoveries were within criteria and duplicate correlations fell within acceptable variance.

MS/MSD recoveries were within criteria and duplicate correlations fell within acceptable variance.

Calibration standards, both initial and continuing, show acceptable responses within analytical method protocols and validation guidelines.

The blind field duplicate correlations of **LTMW-02** were not calculated as there were no detected analytes in the original sample.

Data Package Completeness

Complete NYSDEC Category B deliverables were included in the laboratory data package, all information required for validation of the data is present.

Please do not hesitate to contact me if you have comments or questions regarding this report.

Sincerely,



Bonnie Janowiak, Ph.D., NRCC Environmental Chemist
Principal Chemist

Sample Summary

Client: Groundwater & Environmental Services Inc
Job ID: 480-216192-1
Project/Site:

Lab Sample ID	Client Sample ID	Matrix	Collected	Received
480-216192-1	LTMW-01-0124	Water	01/04/24 13:35	01/05/24 09:30
480-216192-2	LTMW-02-0124	Water	01/04/24 13:15	01/05/24 09:30
480-216192-3	LTMW-03-0124	Water	01/04/24 12:30	01/05/24 09:30
480-216192-4	LTMW-04-0124	Water	01/04/24 11:40	01/05/24 09:30
480-216192-5	LTMW-05-0124	Water	01/04/24 10:50	01/05/24 09:30
480-216192-6	LTMW-06A-0124	Water	01/04/24 11:50	01/05/24 09:30
480-216192-7	LTMW-12-0124	Water	01/04/24 13:00	01/05/24 09:30
480-216192-8	LTMW-13-0124	Water	01/04/24 13:40	01/05/24 09:30
480-216192-9	LTMW-14-0124	Water	01/04/24 12:35	01/05/24 09:30
480-216192-10	LTMW-15-0124	Water	01/04/24 11:05	01/05/24 09:30
480-216192-11	ORS-0124	Water	01/04/24 13:30	01/05/24 09:30
480-216192-12	MH-1-0124	Water	01/04/24 10:20	01/05/24 09:30
480-216192-13	Field Duplicate-0124	Water	01/04/24 00:00	01/05/24 09:30
480-216192-14	Trip Blank	Water	01/04/24 00:00	01/05/24 09:30

Job ID: 480-216192-1 Eurofins Buffalo

Job Narrative
480-216192-1

Receipt
The samples were received on 1/5/2024 9:30 AM. Unless otherwise noted below, the samples arrived in good condition, and where required, properly preserved and on ice. The temperatures of the 2 coolers at receipt time were 2.1º C and 2.6º C.

GC/MS VOA
No analytical or quality issues were noted, other than those described in the Definitions/Glossary page.

GC/MS Semi VOA
No analytical or quality issues were noted, other than those described in the Definitions/Glossary page.

Organic Prep
No analytical or quality issues were noted, other than those described in the Definitions/Glossary page.

Groundwater & Environmental Services, Inc.

202 North Main Street
Kent Square North, Suite 200
Blacksburg, VA 24060

T. 800.662.5067

April 28, 2025

Devin Shay
Groundwater & Environmental Services, Syracuse
6780 Northern Blvd., Suite 100
East Syracuse, NY 13057

RE: Data Usability Summary Report for National Grid- Saratoga Springs: Data Packages
Eurofins Environment Testing Job Nos. 480-219026-1 and 480-219027-1

Review has been completed for the data packages generated by Eurofins Environment Testing, Amherst, NY (Eurofins Buffalo) that pertain to monitoring well samples collected during the April 2024 sampling event at the National Grid Saratoga Springs site. Twelve aqueous samples, a matrix spike/matrix spike duplicate pair, and a field duplicate were collected from the main site, and five (5) samples were collected from the Skating Rink area. These samples were processed for volatile organic compounds benzene, toluene, ethylbenzene and xylenes (BTEX) and polycyclic aromatic hydrocarbons (PAHs). One trip blank was analyzed for volatiles with the samples

Analytical methodologies are those of the USEPA SW846 with additional requirements of the NYSDEC ASP.

Complete NYSDEC Category B deliverables were included in the laboratory data package and all information required for validation of the data is present. This usability report is generated from review of the summary form information, and review of associated QC raw data. The reported summary forms have been reviewed for application of validation qualifiers, using guidance from the National Grid generic QAPP, USEPA Region 2 validation SOPs, the USEPA National Functional Guidelines for Data Review, and professional judgment, as affects the usability of the data. The following items were reviewed:

- Laboratory Narrative Discussion
- Custody Documentation
- Holding Times
- Surrogate and Internal Standard Recoveries
- Matrix Spike Recoveries/Duplicate (MS/MSD) Correlations
- Field Duplicate Correlations
- Laboratory Control Sample (LCS)
- Preparation/Calibration Blanks
- Calibration/Low Level Standard Responses
- Instrumental Tunes
- Instrument MDLs

All of the items were determined to be acceptable for the DUSR level review. In summary, sample results are usable.

The laboratory case narratives and sample identification summary forms are attached to this text, and should be reviewed in conjunction with this report.

Table A

Validation Qualifiers

Sample ID	Qualifier	Analyte	Reason for qualification
LTMW-06 LTMW-07 LTMW-08 LTMW-09 LTMW-10	UJ	Benzo[a]pyrene Benzo[b]fluoranthene Benzo[g,h,i]perylen, Dibenz(a,h)anthracene Indeno[1,2,3-cd]pyrene	RPD for LCS out of compliance

BTEX and TCL Volatiles by EPA 8260C/NYSDEC ASP

Sample holding times for groundwater samples and instrumental tune fragmentations are within acceptance ranges.

Blanks show no contamination.

Surrogate and internal standard recoveries are within required limits. LCS/LCSD recoveries were within criteria and duplicate correlations fell within acceptable variance.

Calibration standards show acceptable responses within analytical protocol and validation action limits.

An MS/MSD was analyzed using LTMW-04 as the matrix. Recoveries were high for toluene, ethylbenzene and m-xylene & p-xylene. The associated data is non-detect and no qualifiers are required.

The blind field duplicate correlations of LTMW-02 were not calculated, as there were no positive detections reported in the original or duplicate sample.

PAHs by EPA8270D/NYSDEC ASP

Holding times were met. Instrumental tune fragmentations are within acceptance ranges. Blanks show no contamination.

PAH analysis includes three surrogate standards. The method allows one surrogate recovery to be out of specification and not affect the data. There were no samples that had more than one surrogate recovery out of specification, and no qualifiers were required.

Surrogate recoveries were below criteria due to mistakenly missing spiking the MSD. However, all target analytes were within criteria indicating the method was in contrla. No qualifiers were required.

Calibration standards, both initial and continuing, show acceptable responses within analytical method protocols and validation guidelines.

The laboratory-control spike recoveries and precision indicate the method is within laboratory control with the following exceptions:

- Benzo[a]pyrene, Benzo[b]fluoranthene Benzo[g,h,i]perylene, Dibenz(a,h)anthracene Indeno[1,2,3-cd]pyrene reported above criteria relative percent differences (RPD). Data is qualified as estimated non-detect in associated samples.

Matrix spike and matrix spike recoveries were within laboratory specified criteria.

The blind field duplicate correlations of **LTMW-02** were not calculated as there were no detected analytes in the original sample

Data Package Completeness

Complete NYSDEC Category B deliverables were included in the laboratory data package, all information required for validation of the data is present.

Please do not hesitate to contact me if you have comments or questions regarding this report.

Sincerely,

Bonnie Janowiak, Ph.D.,
NRCC Environmental Chemist

Sample Summary

Client: Groundwater & Environmental Services Inc
Job ID: 480-219026-1
Project/Site:

Lab Sample ID	Client Sample ID	Matrix	Collected	Received
480-219026-1	LTMW-01	Water	04/17/24 10:30	04/18/24 10:30
480-219026-2	LTMW-02	Water	04/17/24 12:55	04/18/24 10:30
480-219026-3	LTMW-03	Water	04/17/24 13:15	04/18/24 10:30
480-219026-4	LTMW-04	Water	04/17/24 12:30	04/18/24 10:30
480-219026-5	LTMW-05	Water	04/17/24 12:05	04/18/24 10:30
480-219026-6	LTMW-06A	Water	04/17/24 11:35	04/18/24 10:30
480-219026-7	LTMW-12	Water	04/17/24 08:25	04/18/24 10:30
480-219026-8	LTMW-13	Water	04/17/24 09:00	04/18/24 10:30
480-219026-9	LTMW-14	Water	04/17/24 09:35	04/18/24 10:30
480-219026-10	LTMW-15	Water	04/17/24 10:30	04/18/24 10:30
480-219026-11	ORS	Water	04/17/24 07:30	04/18/24 10:30
480-219026-12	MH-1	Water	04/17/24 12:00	04/18/24 10:30
480-219026-13	Field Duplicate	Water	04/17/24 00:00	04/18/24 10:30
480-219026-14	Trip Blank	Water	04/17/24 00:00	04/18/24 10:30

Job ID: 480-219026-1 Eurofins Buffalo

Job Narrative
480-219026-1

Analytical test results meet all requirements of the associated regulatory program listed on the Accreditation/Certification Summary Page unless otherwise noted under the individual analysis. Data qualifiers are applied to indicate exceptions. Noncompliant quality control (QC) is further explained in narrative comments.

- Matrix QC may not be reported if insufficient sample or site-specific QC samples were not submitted. In these situations, to demonstrate precision and accuracy at a batch level, a LCS/LCSD may be performed, unless otherwise specified in the method.
- Surrogate and/or isotope dilution analyte recoveries (if applicable) which are outside of the QC window are confirmed unless attributed to a dilution or otherwise noted in the narrative.

Regulated compliance samples (e.g. SDWA, NPDES) must comply with the associated agency requirements/permits.

Receipt
The samples were received on 4/18/2024 10:30 AM. Unless otherwise noted below, the samples arrived in good condition, and, where required, properly preserved and on ice. The temperatures of the 2 coolers at receipt time were 2.8°C and 3.6°C.

GC/MS VOA
No additional analytical or quality issues were noted, other than those described above or in the Definitions/ Glossary page.

GC/MS Semi VOA
Method 8270D: Surrogate recovery was outside acceptance limits for the following matrix spike duplicate (MSD) sample due to the prep analyst inadvertently skipping the sample when adding the surrogate spike.: LTMW-04-MSD (480-219026-4[MSD]). The parent sample's surrogate recovery and the matrix spike surrogate recovery was within limits, therefor the MSD sample has been qualified and reported.

Method 8270D: Three surrogates are used for this analysis. The laboratory's SOP allows one of these surrogates to be outside acceptance criteria without performing re-extraction/re-analysis. The following samples contained an allowable number of surrogate compounds outside limits: LTMW-06A (480-219026-6), LTMW-12 (480-219026-7), LTMW-14 (480-219026-9), LTMW-15 (480-219026-10), ORS (480-219026-11), MH-1 (480-219026-12) and Field Duplicate (480-219026-13). These results have been reported and qualified.

No additional analytical or quality issues were noted, other than those described above or in the Definitions/ Glossary page.

Sample Summary

Client: Groundwater & Environmental Services Inc
Job ID: 480-219027-1
Project/Site:

Lab Sample ID	Client Sample ID	Matrix	Collected	Received
480-219027-1	LMTW-06	Water	04/16/24 17:30	04/18/24 10:30
480-219027-2	LMTW-07	Water	04/16/24 16:35	04/18/24 10:30
480-219027-3	LMTW-08	Water	04/16/24 16:20	04/18/24 10:30
480-219027-4	LMTW-09	Water	04/16/24 15:10	04/18/24 10:30
480-219027-5	LMTW-10	Water	04/16/24 15:25	04/18/24 10:30

Job ID: 480-219027-1 Eurofins Buffalo

Job Narrative
480-219027-1

Analytical test results meet all requirements of the associated regulatory program listed on the Accreditation/Certification Summary Page unless otherwise noted under the individual analysis. Data qualifiers are applied to indicate exceptions. Noncompliant quality control (QC) is further explained in narrative comments.

- Matrix QC may not be reported if insufficient sample or site-specific QC samples were not submitted. In these situations, to demonstrate precision and accuracy at a batch level, a LCS/LCSD may be performed, unless otherwise specified in the method.
- Surrogate and/or isotope dilution analyte recoveries (if applicable) which are outside of the QC window are confirmed unless attributed to a dilution or otherwise noted in the narrative.

Regulated compliance samples (e.g. SDWA, NPDES) must comply with the associated agency requirements/permits.

Receipt
The samples were received on 4/18/2024 10:30 AM. Unless otherwise noted below, the samples arrived in good condition, and, where required, properly preserved and on ice. The temperature of the cooler at receipt time was 3.6°C.

GC/MS VOA
No additional analytical or quality issues were noted, other than those described above or in the Definitions/ Glossary page.

GC/MS Semi VOA
Method 8270D: Insufficient sample volume was available to perform a matrix spike/matrix spike duplicate/sample duplicate (MS/MSD/DUP) associated with preparation batch 480-708767.

Method 8270D: Three surrogates are used for this analysis. The laboratory's SOP allows one of these surrogates to be outside acceptance criteria without performing re-extraction/re-analysis. The following samples contained an allowable number of surrogate compounds outside limits: LMTW-06 (480-219027-1), LMTW-07 (480-219027-2), LMTW-08 (480-219027-3) and LMTW-10 (480-219027-5). These results have been reported and qualified.

Method 8270D: The RPD of the laboratory control sample (LCS) and laboratory control sample duplicate (LCSD) for preparation batch 480-708767 and analytical batch 480-708952 recovered outside control limits for the following analytes: Benzo[a]pyrene, Benzo[b]fluoranthene, Benzo[g,h,i]perylene, Dibenz(a,h)anthracene and Indeno[1,2,3-cd]pyrene.

No additional analytical or quality issues were noted, other than those described above or in the Definitions/ Glossary page.

Groundwater & Environmental Services, Inc.

202 North Main Street
Kent Square North, Suite 200
Blacksburg, VA 24060

T. 800.662.5067

April 28, 2025

Devin Shay
Groundwater & Environmental Services, Syracuse
6780 Northern Blvd., Suite 100
East Syracuse, NY 13057

RE: Data Usability Summary Report for National Grid- Saratoga Springs: Data Packages
Eurofins Environment Testing Job Nos. 480-221574-1

Review has been completed for the data packages generated by Eurofins Environment Testing, Amherst, NY (Eurofins Buffalo) that pertain to monitoring well samples collected during the July 2024 sampling event at the National Grid Saratoga Springs site. Twelve aqueous samples, a matrix spike/matrix spike duplicate pair, and a field duplicate were collected from the main site. These samples were processed for volatile organic compounds benzene, toluene, ethylbenzene and xylenes (BTEX) and polycyclic aromatic hydrocarbons (PAHs). One trip blank was analyzed for volatiles with the samples

Analytical methodologies are those of the USEPA SW846 with additional requirements of the NYSDEC ASP.

Complete NYSDEC Category B deliverables were included in the laboratory data package and all information required for validation of the data is present. This usability report is generated from review of the summary form information, and review of associated QC raw data. The reported summary forms have been reviewed for application of validation qualifiers, using guidance from the National Grid generic QAPP, USEPA Region 2 validation SOPs, the USEPA National Functional Guidelines for Data Review, and professional judgment, as affects the usability of the data. The following items were reviewed:

- Laboratory Narrative Discussion
- Custody Documentation
- Holding Times
- Surrogate and Internal Standard Recoveries
- Matrix Spike Recoveries/Duplicate (MS/MSD) Correlations
- Field Duplicate Correlations
- Laboratory Control Sample (LCS)
- Preparation/Calibration Blanks
- Calibration/Low Level Standard Responses
- Instrumental Tunes
- Instrument MDLs

All of the items were determined to be acceptable for the DUSR level review. In summary, sample results are usable.

The laboratory case narratives and sample identification summary forms are attached to this text, and should be reviewed in conjunction with this report.

Table A

Validation Qualifiers

Sample ID	Qualifier	Analyte	Reason for qualification
LTMW-06 *LTMW-07* *LTMW-08* *LTMW-09* *LTMW-10*	*UJ*	*Benzo[a]pyrene* *Benzo[b]fluoranthene* *Benzo[g,h,i]perylen,* *Dibenz(a,h)anthracene* *Indeno[1,2,3-cd]pyrene*	*RPD for LCS out of compliance*

BTEX and TCL Volatiles by EPA 8260C/NYSDEC ASP

Sample holding times for groundwater samples and instrumental tune fragmentations are within acceptance ranges.

Blanks show no contamination.

Surrogate and internal standard recoveries are within required limits. LCS/LCSD recoveries were within criteria and duplicate correlations fell within acceptable variance.

Calibration standards show acceptable responses within analytical protocol and validation action limits.

An MS/MSD was analyzed using LTMW-04 as the matrix; recoveries were within criteria and duplicate correlations fell within acceptable variance.

The blind field duplicate correlations of LTMW-02 were not calculated, as there were no positive detections reported in the original or duplicate sample.

PAHs by EPA8270D/NYSDEC ASP

Holding times were met. Instrumental tune fragmentations are within acceptance ranges. Blanks show no contamination.

PAH analysis includes three surrogate standards. The method allows one surrogate recovery to be out of specification and not affect the data. There were no samples that had more than one surrogate recovery out of specification, and no qualifiers were required.

Calibration standards, both initial and continuing, show acceptable responses within analytical method protocols and validation guidelines.

The laboratory-control spike recoveries and precision indicate the method is within laboratory control.

Matrix spike and matrix spike recoveries were within laboratory specified criteria.

The blind field duplicate correlations of LTMW-02 were not calculated as there were no detected analytes in the original sample

Data Package Completeness

Complete NYSDEC Category B deliverables were included in the laboratory data package, all information required for validation of the data is present.

Please do not hesitate to contact me if you have comments or questions regarding this report.

Sincerely,



Bonnie Janowiak, Ph.D.,
NRCC Environmental Chemist

Sample Summary

Client: Groundwater & Environmental Services Inc
Job ID: 480-221574-1
Project/Site:

Lab Sample ID	Client Sample ID	Matrix	Collected	Received
480-221574-1	Field Duplicate	Water	07/11/24 00:00	07/12/24 10:30
480-221574-2	LTMW-01	Water	07/11/24 11:20	07/12/24 10:30
480-221574-3	LTMW-02	Water	07/11/24 10:40	07/12/24 10:30
480-221574-4	LTMW-03	Water	07/11/24 11:35	07/12/24 10:30
480-221574-5	LTMW-04	Water	07/11/24 12:35	07/12/24 10:30
480-221574-6	LTMW-05	Water	07/11/24 13:30	07/12/24 10:30
480-221574-7	LTMW-06A	Water	07/11/24 13:25	07/12/24 10:30
480-221574-8	LTMW-12	Water	07/11/24 09:55	07/12/24 10:30
480-221574-9	LTMW-13	Water	07/11/24 10:05	07/12/24 10:30
480-221574-10	LTMW-14	Water	07/11/24 12:30	07/12/24 10:30
480-221574-11	LTMW-15	Water	07/11/24 14:35	07/12/24 10:30
480-221574-12	MH-1	Water	07/11/24 14:50	07/12/24 10:30
480-221574-13	ORS	Water	07/11/24 13:35	07/12/24 10:30
480-221574-14	Trip Blank	Water	07/11/24 14:00	07/12/24 10:30

Job ID: 480-221574-1 Eurofins Buffalo

Job Narrative
480-221574-1

Analytical test results meet all requirements of the associated regulatory program listed on the Accreditation/Certification Summary Page unless otherwise noted under the individual analysis. Data qualifiers are applied to indicate exceptions. Noncompliant quality control (QC) is further explained in narrative comments.

- Matrix QC may not be reported if insufficient sample or site-specific QC samples were not submitted. In these situations, to demonstrate precision and accuracy at a batch level, a LCS/LCSD may be performed, unless otherwise specified in the method.
- Surrogate and/or isotope dilution analyte recoveries (if applicable) which are outside of the QC window are confirmed unless attributed to a dilution or otherwise noted in the narrative.

Regulated compliance samples (e.g. SDWA, NPDES) must comply with the associated agency requirements/permits.

Receipt
The samples were received on 7/12/2024 10:30 AM. Unless otherwise noted below, the samples arrived in good condition, and, where required, properly preserved and on ice. The temperature of the cooler at receipt time was 3.2°C.

GC/MS VOA
No additional analytical or quality issues were noted, other than those described above or in the Definitions/ Glossary page.

GC/MS Semi VOA
No additional analytical or quality issues were noted, other than those described above or in the Definitions/ Glossary page.

Groundwater & Environmental Services, Inc.

202 North Main Street
Kent Square North, Suite 200
Blacksburg, VA 24060

T. 800.662.5067

April 28, 2025

Devin Shay
Groundwater & Environmental Services, Syracuse
6780 Northern Blvd., Suite 100
East Syracuse, NY 13057

RE: Data Usability Summary Report for National Grid- Saratoga Springs: Data Packages
Eurofins Environment Testing Job Nos. 480-223992-1, 480-223994-1

Review has been completed for the data packages generated by Eurofins Environment Testing, Amherst, NY (Eurofins Buffalo) that pertain to monitoring well samples collected during the October 2024 sampling event at the National Grid Saratoga Springs site. Seventeen (17) aqueous samples, a matrix spike/matrix spike duplicate pair, and a field duplicate were collected from the main site over two days. These samples were processed for volatile organic compounds benzene, toluene, ethylbenzene and xylenes (BTEX) and polycyclic aromatic hydrocarbons (PAHs). Two trip blanks were analyzed for volatiles with the samples. Analytical methodologies are those of the USEPA SW846 with additional requirements of the NYSDEC ASP.

Complete NYSDEC Category B deliverables were included in the laboratory data package and all information required for validation of the data is present. This usability report is generated from review of the summary form information, and review of associated QC raw data. The reported summary forms have been reviewed for application of validation qualifiers, using guidance from the National Grid generic QAPP, USEPA Region 2 validation SOPs, the USEPA National Functional Guidelines for Data Review, and professional judgment, as affects the usability of the data. The following items were reviewed:

- Laboratory Narrative Discussion
- Custody Documentation
- Holding Times
- Surrogate and Internal Standard Recoveries
- Matrix Spike Recoveries/Duplicate (MS/MSD) Correlations
- Field Duplicate Correlations
- Laboratory Control Sample (LCS)
- Preparation/Calibration Blanks
- Calibration/Low Level Standard Responses
- Instrumental Tunes
- Instrument MDLs

All of the items were determined to be acceptable for the DUSR level review. In summary, sample results are usable.

The laboratory case narratives and sample identification summary forms are attached to this text, and should be reviewed in conjunction with this report.

BTEX and TCL Volatiles by EPA 8260C/NYSDEC ASP

Sample holding times for groundwater samples and instrumental tune fragmentations are within acceptance ranges.

Blanks show no contamination.

Surrogate and internal standard recoveries are within required limits. LCS/LCSD recoveries were within criteria and duplicate correlations fell within acceptable variance.

Calibration standards show acceptable responses within analytical protocol and validation action limits.

An MS/MSD was analyzed using LTMW-04 as the matrix; recoveries were within criteria and duplicate correlations fell within acceptable variance.

The blind field duplicate correlations of LTMW-02 were not calculated, as there were no positive detections reported in the original or duplicate sample.

PAHs by EPA8270D/NYSDEC ASP

Holding times were met. Instrumental tune fragmentations are within acceptance ranges. Blanks show no contamination.

PAH analysis includes three surrogate standards. The method allows one surrogate recovery to be out of specification and not affect the data. There were no samples that had more than one surrogate recovery out of specification, and no qualifiers were required.

Calibration standards, both initial and continuing, show acceptable responses within analytical method protocols and validation guidelines.

Surrogate and internal standard recoveries meet compliance criteria. LCS/LCSD recoveries were within criteria and duplicate correlations fell within acceptable variance.

Matrix spike and matrix spike recoveries were within laboratory specified criteria.

The blind field duplicate correlations of LTMW-02 were not calculated as there were no detected analytes in the original sample.

Data Package Completeness

Complete NYSDEC Category B deliverables were included in the laboratory data package, all information required for validation of the data is present.

Please do not hesitate to contact me if you have comments or questions regarding this report.

Sincerely,



Bonnie Janowiak, Ph.D.,
NRCC Environmental Chemist

Sample Summary

Client: Groundwater & Environmental Services Inc
Job ID: 480-223994-1
Project/Site:

Lab Sample ID	Client Sample ID	Matrix	Collected	Received
480-223994-1	LMTW-06	Water	10/03/24 08:45	10/04/24 11:00
480-223994-2	LMTW-07	Water	10/02/24 15:35	10/04/24 11:00
480-223994-3	LMTW-08	Water	10/02/24 15:25	10/04/24 11:00
480-223994-4	TB	Water	10/03/24 00:00	10/04/24 11:00

Job ID: 480-223994-1 Eurofins Buffalo

Job Narrative
480-223994-1

Analytical test results meet all requirements of the associated regulatory program listed on the Accreditation/Certification Summary Page unless otherwise noted under the individual analysis. Data qualifiers and/or narrative comments are included to explain any exceptions, if applicable.

- Matrix QC may not be reported if insufficient sample is provided or site-specific QC samples were not submitted. In these situations, to demonstrate precision and accuracy at a batch level, a LCS/LCSD may be performed, unless otherwise specified in the method.
- Surrogate and/or isotope dilution analyte recoveries (if applicable) which are outside of the QC window are confirmed unless attributed to a dilution or otherwise noted in the narrative.

Regulated compliance samples (e.g. SDWA, NPDES) must comply with the associated agency requirements/permits.

Receipt
The samples were received on 10/4/2024 11:00 AM. Unless otherwise noted below, the samples arrived in good condition, and, where required, properly preserved and on ice. The temperature of the cooler at receipt time was 3.0°C.

GC/MS VOA
No additional analytical or quality issues were noted, other than those described above or in the Definitions/ Glossary page.

GC/MS Semi VOA
No additional analytical or quality issues were noted, other than those described above or in the Definitions/ Glossary page.

Sample Summary

Client: Groundwater & Environmental Services Inc
Project/Site:

Job ID: 480-223992-1

Lab Sample ID	Client Sample ID	Matrix	Collected	Received
480-223992-1	LTMW-01	Water	10/03/24 09:15	10/04/24 11:00
480-223992-2	LTMW-02	Water	10/02/24 16:40	10/04/24 11:00
480-223992-3	LTMW-03	Water	10/02/24 16:40	10/04/24 11:00
480-223992-4	LTMW-04	Water	10/03/24 09:30	10/04/24 11:00
480-223992-5	LTMW-05	Water	10/03/24 09:55	10/04/24 11:00
480-223992-6	LTMW-06A	Water	10/03/24 10:50	10/04/24 11:00
480-223992-7	LTMW-12	Water	10/02/24 14:20	10/04/24 11:00
480-223992-8	LTMW-13	Water	10/02/24 14:25	10/04/24 11:00
480-223992-9	LTMW-14	Water	10/03/24 10:10	10/04/24 11:00
480-223992-10	LTMW-15	Water	10/03/24 11:55	10/04/24 11:00
480-223992-11	MW-EPA-01R	Water	10/02/24 13:35	10/04/24 11:00
480-223992-12	MW-EPA-03R	Water	10/02/24 12:55	10/04/24 11:00
480-223992-13	ORS	Water	10/02/24 17:00	10/04/24 11:00
480-223992-14	MH-1	Water	10/03/24 10:30	10/04/24 11:00
480-223992-15	Field Duplicate	Water	10/02/24 00:00	10/04/24 11:00
480-223992-16	Trip Blank	Water	10/03/24 00:00	10/04/24 11:00

Job ID: 480-223992-1 Eurofins Buffalo

Job Narrative
480-223992-1

Analytical test results meet all requirements of the associated regulatory program listed on the Accreditation/Certification Summary Page unless otherwise noted under the individual analysis. Data qualifiers and/or narrative comments are included to explain any exceptions, if applicable.

- Matrix QC may not be reported if insufficient sample is provided or site-specific QC samples were not submitted. In these situations, to demonstrate precision and accuracy at a batch level, a LCS/LCSD may be performed, unless otherwise specified in the method.
- Surrogate and/or isotope dilution analyte recoveries (if applicable) which are outside of the QC window are confirmed unless attributed to a dilution or otherwise noted in the narrative.

Regulated compliance samples (e.g. SDWA, NPDES) must comply with the associated agency requirements/permits.

Receipt
The samples were received on 10/4/2024 11:00 AM. Unless otherwise noted below, the samples arrived in good condition, and, where required, properly preserved and on ice. The temperature of the cooler at receipt time was 2.4°C.

GC/MS VOA
No additional analytical or quality issues were noted, other than those described above or in the Definitions/ Glossary page.

GC/MS Semi VOA
No additional analytical or quality issues were noted, other than those described above or in the Definitions/ Glossary page.

Appendix E – Groundwater Analytical Laboratory Reports

eurofins | Environment Testing

1 2 3 4 5 6 7 8 9 10 11 12 13 14 15

ANALYTICAL REPORT

PREPARED FOR

Attn: Tim Beaumont
Groundwater & Environmental Services Inc
6780 Northern Boulevard
Suite 100
East Syracuse, New York 13057

Generated 1/11/2024 8:28:15 AM

JOB DESCRIPTION

Saratoga Main Site GW Wells - Quarterly

JOB NUMBER

480-216192-1

Eurofins Buffalo
10 Hazelwood Drive
Amherst NY 14228-2298

See page two for job notes and contact information.

myEOL

Job Notes

This report may not be reproduced except in full, and with written approval from the laboratory. The results relate only to the samples tested. For questions please contact the Project Manager at the e-mail address or telephone number listed on this page.

The test results in this report relate only to the samples as received by the laboratory and will meet all requirements of the methodology, with any exceptions noted. This report shall not be reproduced except in full, without the express written approval of the laboratory. All questions should be directed to the Eurofins Environment Testing Northeast, LLC Project Manager.

Authorization



Generated
1/11/2024 8:28:15 AM

Authorized for release by
John Beninati, Project Manager I
John.Beninati@et.eurofinsus.com
(716)504-9874

Table of Contents

Cover Page 1
Table of Contents 3
Definitions/Glossary 4
Case Narrative 5
Detection Summary 6
Client Sample Results 8
Surrogate Summary 20
QC Sample Results 22
QC Association Summary 26
Lab Chronicle 28
Certification Summary 31
Method Summary 32
Sample Summary 33
Chain of Custody 34
Receipt Checklists 38

Qualifiers

GC/MS VOA

Qualifier	Qualifier Description
J	Result is less than the RL but greater than or equal to the MDL and the concentration is an approximate value.

GC/MS Semi VOA

Qualifier	Qualifier Description
J	Result is less than the RL but greater than or equal to the MDL and the concentration is an approximate value.

Glossary

Abbreviation	These commonly used abbreviations may or may not be present in this report.
¤	Listed under the "D" column to designate that the result is reported on a dry weight basis
%R	Percent Recovery
CFL	Contains Free Liquid
CFU	Colony Forming Unit
CNF	Contains No Free Liquid
DER	Duplicate Error Ratio (normalized absolute difference)
Dil Fac	Dilution Factor
DL	Detection Limit (DoD/DOE)
DL, RA, RE, IN	Indicates a Dilution, Re-analysis, Re-extraction, or additional Initial metals/anion analysis of the sample
DLC	Decision Level Concentration (Radiochemistry)
EDL	Estimated Detection Limit (Dioxin)
LOD	Limit of Detection (DoD/DOE)
LOQ	Limit of Quantitation (DoD/DOE)
MCL	EPA recommended "Maximum Contaminant Level"
MDA	Minimum Detectable Activity (Radiochemistry)
MDC	Minimum Detectable Concentration (Radiochemistry)
MDL	Method Detection Limit
ML	Minimum Level (Dioxin)
MPN	Most Probable Number
MQL	Method Quantitation Limit
NC	Not Calculated
ND	Not Detected at the reporting limit (or MDL or EDL if shown)
NEG	Negative / Absent
POS	Positive / Present
PQL	Practical Quantitation Limit
PRES	Presumptive
QC	Quality Control
RER	Relative Error Ratio (Radiochemistry)
RL	Reporting Limit or Requested Limit (Radiochemistry)
RPD	Relative Percent Difference, a measure of the relative difference between two points
TEF	Toxicity Equivalent Factor (Dioxin)
TEQ	Toxicity Equivalent Quotient (Dioxin)
TNTC	Too Numerous To Count

Job ID: 480-216192-1 Eurofins Buffalo

Job Narrative
480-216192-1

Receipt
The samples were received on 1/5/2024 9:30 AM. Unless otherwise noted below, the samples arrived in good condition, and where required, properly preserved and on ice. The temperatures of the 2 coolers at receipt time were 2.1º C and 2.6º C.

GC/MS VOA
No analytical or quality issues were noted, other than those described in the Definitions/Glossary page.

GC/MS Semi VOA
No analytical or quality issues were noted, other than those described in the Definitions/Glossary page.

Organic Prep
No analytical or quality issues were noted, other than those described in the Definitions/Glossary page.

Detection Summary

Client: Groundwater & Environmental Services Inc | Job ID: 480-216192-1

Client Sample ID: LTMW-01-0124 | Lab Sample ID: 480-216192-1

No Detections.

Client Sample ID: LTMW-02-0124 | Lab Sample ID: 480-216192-2

No Detections.

Client Sample ID: LTMW-03-0124 | Lab Sample ID: 480-216192-3

No Detections.

Client Sample ID: LTMW-04-0124 | Lab Sample ID: 480-216192-4

No Detections.

Client Sample ID: LTMW-05-0124 | Lab Sample ID: 480-216192-5

No Detections.

Client Sample ID: LTMW-06A-0124 | Lab Sample ID: 480-216192-6

No Detections.

Client Sample ID: LTMW-12-0124 | Lab Sample ID: 480-216192-7

No Detections.

Client Sample ID: LTMW-13-0124 | Lab Sample ID: 480-216192-8

No Detections.

Client Sample ID: LTMW-14-0124 | Lab Sample ID: 480-216192-9

No Detections.

Client Sample ID: LTMW-15-0124 | Lab Sample ID: 480-216192-10

Analyte	Result	Qualifier	RL	MDL	Unit	Dil Fac	D	Method	Prep Type
m-Xylene & p-Xylene	3.3		2.0	0.66	ug/L	1		8260C	Total/NA
o-Xylene	0.83	J	1.0	0.76	ug/L	1		8260C	Total/NA
Xylenes, Total	4.1		2.0	0.66	ug/L	1		8260C	Total/NA
Total BTEX	4.1		2.0	1.0	ug/L	1		8260C	Total/NA

Client Sample ID: ORS-0124 | Lab Sample ID: 480-216192-11

No Detections.

Client Sample ID: MH-1-0124 | Lab Sample ID: 480-216192-12

Analyte	Result	Qualifier	RL	MDL	Unit	Dil Fac	D	Method	Prep Type
Benzene	6.1		1.0	0.41	ug/L	1		8260C	Total/NA
Ethylbenzene	3.3		1.0	0.74	ug/L	1		8260C	Total/NA
Total BTEX	9.4		2.0	1.0	ug/L	1		8260C	Total/NA
Acenaphthene	18		5.0	0.41	ug/L	1		8270D	Total/NA
Acenaphthylene	1.7	J	5.0	0.38	ug/L	1		8270D	Total/NA
Anthracene	0.31	J	5.0	0.28	ug/L	1		8270D	Total/NA
Fluoranthene	1.1	J	5.0	0.40	ug/L	1		8270D	Total/NA
Fluorene	3.8	J	5.0	0.36	ug/L	1		8270D	Total/NA
Naphthalene	16		5.0	0.76	ug/L	1		8270D	Total/NA
Phenanthrene	2.4	J	5.0	0.44	ug/L	1		8270D	Total/NA
Pyrene	1.5	J	5.0	0.34	ug/L	1		8270D	Total/NA

This Detection Summary does not include radiochemical test results.

Eurofins Buffalo

Detection Summary

Client: Groundwater & Environmental Services Inc | Job ID: 480-216192-1

Client Sample ID: Field Duplicate-0124 | Lab Sample ID: 480-216192-13

No Detections.

Client Sample ID: Trip Blank | Lab Sample ID: 480-216192-14

No Detections.

This Detection Summary does not include radiochemical test results.

Client Sample ID: LTMW-01-0124
Lab Sample ID: 480-216192-1
Date Collected: 01/04/24 13:35
Matrix: Water
Date Received: 01/05/24 09:30

Method: SW846 8260C - Volatile Organic Compounds by GC/MS

Analyte	Result	Qualifier	RL	MDL	Unit	D	Prepared	Analyzed	Dil Fac
Benzene	ND		1.0	0.41	ug/L			01/08/24 12:57	1
Toluene	ND		1.0	0.51	ug/L			01/08/24 12:57	1
Ethylbenzene	ND		1.0	0.74	ug/L			01/08/24 12:57	1
m-Xylene & p-Xylene	ND		2.0	0.66	ug/L			01/08/24 12:57	1
o-Xylene	ND		1.0	0.76	ug/L			01/08/24 12:57	1
Xylenes, Total	ND		2.0	0.66	ug/L			01/08/24 12:57	1
Total BTEX	ND		2.0	1.0	ug/L			01/08/24 12:57	1

Surrogate	*%Recovery*	*Qualifier*	*Limits*	*Prepared*	*Analyzed*	*Dil Fac*
Toluene-d8 (Surr)	*102*		*80 - 120*		*01/08/24 12:57*	*1*
1,2-Dichloroethane-d4 (Surr)	*102*		*77 - 120*		*01/08/24 12:57*	*1*
4-Bromofluorobenzene (Surr)	*101*		*73 - 120*		*01/08/24 12:57*	*1*
Dibromofluoromethane (Surr)	*104*		*75 - 123*		*01/08/24 12:57*	*1*

Method: SW846 8270D - Semivolatile Organic Compounds (GC/MS)

Analyte	Result	Qualifier	RL	MDL	Unit	D	Prepared	Analyzed	Dil Fac
Acenaphthene	ND		5.0	0.41	ug/L		01/05/24 14:20	01/09/24 19:02	1
Acenaphthylene	ND		5.0	0.38	ug/L		01/05/24 14:20	01/09/24 19:02	1
Anthracene	ND		5.0	0.28	ug/L		01/05/24 14:20	01/09/24 19:02	1
Benzo[a]anthracene	ND		5.0	0.36	ug/L		01/05/24 14:20	01/09/24 19:02	1
Benzo[a]pyrene	ND		5.0	0.47	ug/L		01/05/24 14:20	01/09/24 19:02	1
Benzo[b]fluoranthene	ND		5.0	0.34	ug/L		01/05/24 14:20	01/09/24 19:02	1
Benzo[g,h,i]perylene	ND		5.0	0.35	ug/L		01/05/24 14:20	01/09/24 19:02	1
Benzo[k]fluoranthene	ND		5.0	0.73	ug/L		01/05/24 14:20	01/09/24 19:02	1
Chrysene	ND		5.0	0.33	ug/L		01/05/24 14:20	01/09/24 19:02	1
Dibenz(a,h)anthracene	ND		5.0	0.42	ug/L		01/05/24 14:20	01/09/24 19:02	1
Fluoranthene	ND		5.0	0.40	ug/L		01/05/24 14:20	01/09/24 19:02	1
Fluorene	ND		5.0	0.36	ug/L		01/05/24 14:20	01/09/24 19:02	1
Indeno[1,2,3-cd]pyrene	ND		5.0	0.47	ug/L		01/05/24 14:20	01/09/24 19:02	1
Naphthalene	ND		5.0	0.76	ug/L		01/05/24 14:20	01/09/24 19:02	1
Phenanthrene	ND		5.0	0.44	ug/L		01/05/24 14:20	01/09/24 19:02	1
Pyrene	ND		5.0	0.34	ug/L		01/05/24 14:20	01/09/24 19:02	1

Surrogate	*%Recovery*	*Qualifier*	*Limits*	*Prepared*	*Analyzed*	*Dil Fac*
2-Fluorobiphenyl (Surr)	*93*		*48 - 120*	*01/05/24 14:20*	*01/09/24 19:02*	*1*
Nitrobenzene-d5 (Surr)	*81*		*46 - 120*	*01/05/24 14:20*	*01/09/24 19:02*	*1*
p-Terphenyl-d14 (Surr)	*67*		*60 - 148*	*01/05/24 14:20*	*01/09/24 19:02*	*1*

Client Sample ID: LTMW-02-0124
Lab Sample ID: 480-216192-2
Date Collected: 01/04/24 13:15
Matrix: Water
Date Received: 01/05/24 09:30

Method: SW846 8260C - Volatile Organic Compounds by GC/MS

Analyte	Result	Qualifier	RL	MDL	Unit	D	Prepared	Analyzed	Dil Fac
Benzene	ND		1.0	0.41	ug/L			01/08/24 13:19	1
Toluene	ND		1.0	0.51	ug/L			01/08/24 13:19	1
Ethylbenzene	ND		1.0	0.74	ug/L			01/08/24 13:19	1
m-Xylene & p-Xylene	ND		2.0	0.66	ug/L			01/08/24 13:19	1
o-Xylene	ND		1.0	0.76	ug/L			01/08/24 13:19	1
Xylenes, Total	ND		2.0	0.66	ug/L			01/08/24 13:19	1
Total BTEX	ND		2.0	1.0	ug/L			01/08/24 13:19	1

Client Sample ID: LTMW-02-0124
Lab Sample ID: 480-216192-2
Date Collected: 01/04/24 13:15
Matrix: Water
Date Received: 01/05/24 09:30

Surrogate	%Recovery	Qualifier	Limits	Prepared	Analyzed	Dil Fac
Toluene-d8 (Surr)	*102*		*80 - 120*		*01/08/24 13:19*	*1*
1,2-Dichloroethane-d4 (Surr)	*104*		*77 - 120*		*01/08/24 13:19*	*1*
4-Bromofluorobenzene (Surr)	*107*		*73 - 120*		*01/08/24 13:19*	*1*
Dibromofluoromethane (Surr)	*106*		*75 - 123*		*01/08/24 13:19*	*1*

Method: SW846 8270D - Semivolatile Organic Compounds (GC/MS)

Analyte	Result	Qualifier	RL	MDL	Unit	D	Prepared	Analyzed	Dil Fac
Acenaphthene	ND		5.0	0.41	ug/L		01/05/24 14:20	01/09/24 19:29	1
Acenaphthylene	ND		5.0	0.38	ug/L		01/05/24 14:20	01/09/24 19:29	1
Anthracene	ND		5.0	0.28	ug/L		01/05/24 14:20	01/09/24 19:29	1
Benzo[a]anthracene	ND		5.0	0.36	ug/L		01/05/24 14:20	01/09/24 19:29	1
Benzo[a]pyrene	ND		5.0	0.47	ug/L		01/05/24 14:20	01/09/24 19:29	1
Benzo[b]fluoranthene	ND		5.0	0.34	ug/L		01/05/24 14:20	01/09/24 19:29	1
Benzo[g,h,i]perylene	ND		5.0	0.35	ug/L		01/05/24 14:20	01/09/24 19:29	1
Benzo[k]fluoranthene	ND		5.0	0.73	ug/L		01/05/24 14:20	01/09/24 19:29	1
Chrysene	ND		5.0	0.33	ug/L		01/05/24 14:20	01/09/24 19:29	1
Dibenz(a,h)anthracene	ND		5.0	0.42	ug/L		01/05/24 14:20	01/09/24 19:29	1
Fluoranthene	ND		5.0	0.40	ug/L		01/05/24 14:20	01/09/24 19:29	1
Fluorene	ND		5.0	0.36	ug/L		01/05/24 14:20	01/09/24 19:29	1
Indeno[1,2,3-cd]pyrene	ND		5.0	0.47	ug/L		01/05/24 14:20	01/09/24 19:29	1
Naphthalene	ND		5.0	0.76	ug/L		01/05/24 14:20	01/09/24 19:29	1
Phenanthrene	ND		5.0	0.44	ug/L		01/05/24 14:20	01/09/24 19:29	1
Pyrene	ND		5.0	0.34	ug/L		01/05/24 14:20	01/09/24 19:29	1

Surrogate	%Recovery	Qualifier	Limits	Prepared	Analyzed	Dil Fac
2-Fluorobiphenyl (Surr)	*102*		*48 - 120*	*01/05/24 14:20*	*01/09/24 19:29*	*1*
Nitrobenzene-d5 (Surr)	*90*		*46 - 120*	*01/05/24 14:20*	*01/09/24 19:29*	*1*
p-Terphenyl-d14 (Surr)	*75*		*60 - 148*	*01/05/24 14:20*	*01/09/24 19:29*	*1*

Client Sample ID: LTMW-03-0124
Lab Sample ID: 480-216192-3
Date Collected: 01/04/24 12:30
Matrix: Water
Date Received: 01/05/24 09:30

Method: SW846 8260C - Volatile Organic Compounds by GC/MS

Analyte	Result	Qualifier	RL	MDL	Unit	D	Prepared	Analyzed	Dil Fac
Benzene	ND		1.0	0.41	ug/L			01/08/24 13:41	1
Toluene	ND		1.0	0.51	ug/L			01/08/24 13:41	1
Ethylbenzene	ND		1.0	0.74	ug/L			01/08/24 13:41	1
m-Xylene & p-Xylene	ND		2.0	0.66	ug/L			01/08/24 13:41	1
o-Xylene	ND		1.0	0.76	ug/L			01/08/24 13:41	1
Xylenes, Total	ND		2.0	0.66	ug/L			01/08/24 13:41	1
Total BTEX	ND		2.0	1.0	ug/L			01/08/24 13:41	1

Surrogate	%Recovery	Qualifier	Limits	Prepared	Analyzed	Dil Fac
Toluene-d8 (Surr)	*101*		*80 - 120*		*01/08/24 13:41*	*1*
1,2-Dichloroethane-d4 (Surr)	*102*		*77 - 120*		*01/08/24 13:41*	*1*
4-Bromofluorobenzene (Surr)	*105*		*73 - 120*		*01/08/24 13:41*	*1*
Dibromofluoromethane (Surr)	*105*		*75 - 123*		*01/08/24 13:41*	*1*

Method: SW846 8270D - Semivolatile Organic Compounds (GC/MS)

Analyte	Result	Qualifier	RL	MDL	Unit	D	Prepared	Analyzed	Dil Fac
Acenaphthene	ND		5.0	0.41	ug/L		01/05/24 14:20	01/09/24 19:57	1

Client Sample ID: LTMW-03-0124
Lab Sample ID: 480-216192-3
Date Collected: 01/04/24 12:30
Matrix: Water
Date Received: 01/05/24 09:30

Method: SW846 8270D - Semivolatile Organic Compounds (GC/MS) (Continued)

Analyte	Result	Qualifier	RL	MDL	Unit	D	Prepared	Analyzed	Dil Fac
Acenaphthylene	ND		5.0	0.38	ug/L		01/05/24 14:20	01/09/24 19:57	1
Anthracene	ND		5.0	0.28	ug/L		01/05/24 14:20	01/09/24 19:57	1
Benzo[a]anthracene	ND		5.0	0.36	ug/L		01/05/24 14:20	01/09/24 19:57	1
Benzo[a]pyrene	ND		5.0	0.47	ug/L		01/05/24 14:20	01/09/24 19:57	1
Benzo[b]fluoranthene	ND		5.0	0.34	ug/L		01/05/24 14:20	01/09/24 19:57	1
Benzo[g,h,i]perylene	ND		5.0	0.35	ug/L		01/05/24 14:20	01/09/24 19:57	1
Benzo[k]fluoranthene	ND		5.0	0.73	ug/L		01/05/24 14:20	01/09/24 19:57	1
Chrysene	ND		5.0	0.33	ug/L		01/05/24 14:20	01/09/24 19:57	1
Dibenz(a,h)anthracene	ND		5.0	0.42	ug/L		01/05/24 14:20	01/09/24 19:57	1
Fluoranthene	ND		5.0	0.40	ug/L		01/05/24 14:20	01/09/24 19:57	1
Fluorene	ND		5.0	0.36	ug/L		01/05/24 14:20	01/09/24 19:57	1
Indeno[1,2,3-cd]pyrene	ND		5.0	0.47	ug/L		01/05/24 14:20	01/09/24 19:57	1
Naphthalene	ND		5.0	0.76	ug/L		01/05/24 14:20	01/09/24 19:57	1
Phenanthrene	ND		5.0	0.44	ug/L		01/05/24 14:20	01/09/24 19:57	1
Pyrene	ND		5.0	0.34	ug/L		01/05/24 14:20	01/09/24 19:57	1

Surrogate	*%Recovery*	*Qualifier*	*Limits*	*Prepared*	*Analyzed*	*Dil Fac*
2-Fluorobiphenyl (Surr)	*96*		*48 - 120*	*01/05/24 14:20*	*01/09/24 19:57*	*1*
Nitrobenzene-d5 (Surr)	*87*		*46 - 120*	*01/05/24 14:20*	*01/09/24 19:57*	*1*
p-Terphenyl-d14 (Surr)	*69*		*60 - 148*	*01/05/24 14:20*	*01/09/24 19:57*	*1*

Client Sample ID: LTMW-04-0124
Lab Sample ID: 480-216192-4
Date Collected: 01/04/24 11:40
Matrix: Water
Date Received: 01/05/24 09:30

Method: SW846 8260C - Volatile Organic Compounds by GC/MS

Analyte	Result	Qualifier	RL	MDL	Unit	D	Prepared	Analyzed	Dil Fac
Benzene	ND		1.0	0.41	ug/L			01/08/24 14:03	1
Toluene	ND		1.0	0.51	ug/L			01/08/24 14:03	1
Ethylbenzene	ND		1.0	0.74	ug/L			01/08/24 14:03	1
m-Xylene & p-Xylene	ND		2.0	0.66	ug/L			01/08/24 14:03	1
o-Xylene	ND		1.0	0.76	ug/L			01/08/24 14:03	1
Xylenes, Total	ND		2.0	0.66	ug/L			01/08/24 14:03	1
Total BTEX	ND		2.0	1.0	ug/L			01/08/24 14:03	1

Surrogate	*%Recovery*	*Qualifier*	*Limits*	*Prepared*	*Analyzed*	*Dil Fac*
Toluene-d8 (Surr)	*102*		*80 - 120*		*01/08/24 14:03*	*1*
1,2-Dichloroethane-d4 (Surr)	*105*		*77 - 120*		*01/08/24 14:03*	*1*
4-Bromofluorobenzene (Surr)	*104*		*73 - 120*		*01/08/24 14:03*	*1*
Dibromofluoromethane (Surr)	*108*		*75 - 123*		*01/08/24 14:03*	*1*

Method: SW846 8270D - Semivolatile Organic Compounds (GC/MS)

Analyte	Result	Qualifier	RL	MDL	Unit	D	Prepared	Analyzed	Dil Fac
Acenaphthene	ND		5.0	0.41	ug/L		01/05/24 14:20	01/09/24 18:34	1
Acenaphthylene	ND		5.0	0.38	ug/L		01/05/24 14:20	01/09/24 18:34	1
Anthracene	ND		5.0	0.28	ug/L		01/05/24 14:20	01/09/24 18:34	1
Benzo[a]anthracene	ND		5.0	0.36	ug/L		01/05/24 14:20	01/09/24 18:34	1
Benzo[a]pyrene	ND		5.0	0.47	ug/L		01/05/24 14:20	01/09/24 18:34	1
Benzo[b]fluoranthene	ND		5.0	0.34	ug/L		01/05/24 14:20	01/09/24 18:34	1
Benzo[g,h,i]perylene	ND		5.0	0.35	ug/L		01/05/24 14:20	01/09/24 18:34	1
Benzo[k]fluoranthene	ND		5.0	0.73	ug/L		01/05/24 14:20	01/09/24 18:34	1
Chrysene	ND		5.0	0.33	ug/L		01/05/24 14:20	01/09/24 18:34	1

Client Sample ID: LTMW-04-0124
Lab Sample ID: 480-216192-4
Date Collected: 01/04/24 11:40
Matrix: Water
Date Received: 01/05/24 09:30

Method: SW846 8270D - Semivolatile Organic Compounds (GC/MS) (Continued)

Analyte	Result	Qualifier	RL	MDL	Unit	D	Prepared	Analyzed	Dil Fac
Dibenz(a,h)anthracene	ND		5.0	0.42	ug/L		01/05/24 14:20	01/09/24 18:34	1
Fluoranthene	ND		5.0	0.40	ug/L		01/05/24 14:20	01/09/24 18:34	1
Fluorene	ND		5.0	0.36	ug/L		01/05/24 14:20	01/09/24 18:34	1
Indeno[1,2,3-cd]pyrene	ND		5.0	0.47	ug/L		01/05/24 14:20	01/09/24 18:34	1
Naphthalene	ND		5.0	0.76	ug/L		01/05/24 14:20	01/09/24 18:34	1
Phenanthrene	ND		5.0	0.44	ug/L		01/05/24 14:20	01/09/24 18:34	1
Pyrene	ND		5.0	0.34	ug/L		01/05/24 14:20	01/09/24 18:34	1

Surrogate	*%Recovery*	*Qualifier*	*Limits*	*Prepared*	*Analyzed*	*Dil Fac*
2-Fluorobiphenyl (Surr)	*95*		*48 - 120*	*01/05/24 14:20*	*01/09/24 18:34*	*1*
Nitrobenzene-d5 (Surr)	*83*		*46 - 120*	*01/05/24 14:20*	*01/09/24 18:34*	*1*
p-Terphenyl-d14 (Surr)	*73*		*60 - 148*	*01/05/24 14:20*	*01/09/24 18:34*	*1*

Client Sample ID: LTMW-05-0124
Lab Sample ID: 480-216192-5
Date Collected: 01/04/24 10:50
Matrix: Water
Date Received: 01/05/24 09:30

Method: SW846 8260C - Volatile Organic Compounds by GC/MS

Analyte	Result	Qualifier	RL	MDL	Unit	D	Prepared	Analyzed	Dil Fac
Benzene	ND		1.0	0.41	ug/L			01/08/24 14:26	1
Toluene	ND		1.0	0.51	ug/L			01/08/24 14:26	1
Ethylbenzene	ND		1.0	0.74	ug/L			01/08/24 14:26	1
m-Xylene & p-Xylene	ND		2.0	0.66	ug/L			01/08/24 14:26	1
o-Xylene	ND		1.0	0.76	ug/L			01/08/24 14:26	1
Xylenes, Total	ND		2.0	0.66	ug/L			01/08/24 14:26	1
Total BTEX	ND		2.0	1.0	ug/L			01/08/24 14:26	1

Surrogate	*%Recovery*	*Qualifier*	*Limits*	*Prepared*	*Analyzed*	*Dil Fac*
Toluene-d8 (Surr)	*100*		*80 - 120*		*01/08/24 14:26*	*1*
1,2-Dichloroethane-d4 (Surr)	*104*		*77 - 120*		*01/08/24 14:26*	*1*
4-Bromofluorobenzene (Surr)	*107*		*73 - 120*		*01/08/24 14:26*	*1*
Dibromofluoromethane (Surr)	*106*		*75 - 123*		*01/08/24 14:26*	*1*

Method: SW846 8270D - Semivolatile Organic Compounds (GC/MS)

Analyte	Result	Qualifier	RL	MDL	Unit	D	Prepared	Analyzed	Dil Fac
Acenaphthene	ND		5.0	0.41	ug/L		01/05/24 14:20	01/09/24 20:25	1
Acenaphthylene	ND		5.0	0.38	ug/L		01/05/24 14:20	01/09/24 20:25	1
Anthracene	ND		5.0	0.28	ug/L		01/05/24 14:20	01/09/24 20:25	1
Benzo[a]anthracene	ND		5.0	0.36	ug/L		01/05/24 14:20	01/09/24 20:25	1
Benzo[a]pyrene	ND		5.0	0.47	ug/L		01/05/24 14:20	01/09/24 20:25	1
Benzo[b]fluoranthene	ND		5.0	0.34	ug/L		01/05/24 14:20	01/09/24 20:25	1
Benzo[g,h,i]perylene	ND		5.0	0.35	ug/L		01/05/24 14:20	01/09/24 20:25	1
Benzo[k]fluoranthene	ND		5.0	0.73	ug/L		01/05/24 14:20	01/09/24 20:25	1
Chrysene	ND		5.0	0.33	ug/L		01/05/24 14:20	01/09/24 20:25	1
Dibenz(a,h)anthracene	ND		5.0	0.42	ug/L		01/05/24 14:20	01/09/24 20:25	1
Fluoranthene	ND		5.0	0.40	ug/L		01/05/24 14:20	01/09/24 20:25	1
Fluorene	ND		5.0	0.36	ug/L		01/05/24 14:20	01/09/24 20:25	1
Indeno[1,2,3-cd]pyrene	ND		5.0	0.47	ug/L		01/05/24 14:20	01/09/24 20:25	1
Naphthalene	ND		5.0	0.76	ug/L		01/05/24 14:20	01/09/24 20:25	1
Phenanthrene	ND		5.0	0.44	ug/L		01/05/24 14:20	01/09/24 20:25	1
Pyrene	ND		5.0	0.34	ug/L		01/05/24 14:20	01/09/24 20:25	1

Client Sample ID: LTMW-05-0124
Lab Sample ID: 480-216192-5
Date Collected: 01/04/24 10:50
Matrix: Water
Date Received: 01/05/24 09:30

Surrogate	%Recovery	Qualifier	Limits	Prepared	Analyzed	Dil Fac
2-Fluorobiphenyl (Surr)	102		48 - 120	01/05/24 14:20	01/09/24 20:25	1
Nitrobenzene-d5 (Surr)	90		46 - 120	01/05/24 14:20	01/09/24 20:25	1
p-Terphenyl-d14 (Surr)	74		60 - 148	01/05/24 14:20	01/09/24 20:25	1

Client Sample ID: LTMW-06A-0124
Lab Sample ID: 480-216192-6
Date Collected: 01/04/24 11:50
Matrix: Water
Date Received: 01/05/24 09:30

Method: SW846 8260C - Volatile Organic Compounds by GC/MS

Analyte	Result	Qualifier	RL	MDL	Unit	D	Prepared	Analyzed	Dil Fac
Benzene	ND		1.0	0.41	ug/L			01/08/24 14:48	1
Toluene	ND		1.0	0.51	ug/L			01/08/24 14:48	1
Ethylbenzene	ND		1.0	0.74	ug/L			01/08/24 14:48	1
m-Xylene & p-Xylene	ND		2.0	0.66	ug/L			01/08/24 14:48	1
o-Xylene	ND		1.0	0.76	ug/L			01/08/24 14:48	1
Xylenes, Total	ND		2.0	0.66	ug/L			01/08/24 14:48	1
Total BTEX	ND		2.0	1.0	ug/L			01/08/24 14:48	1

Surrogate	%Recovery	Qualifier	Limits	Prepared	Analyzed	Dil Fac
Toluene-d8 (Surr)	99		80 - 120		01/08/24 14:48	1
1,2-Dichloroethane-d4 (Surr)	103		77 - 120		01/08/24 14:48	1
4-Bromofluorobenzene (Surr)	105		73 - 120		01/08/24 14:48	1
Dibromofluoromethane (Surr)	106		75 - 123		01/08/24 14:48	1

Method: SW846 8270D - Semivolatile Organic Compounds (GC/MS)

Analyte	Result	Qualifier	RL	MDL	Unit	D	Prepared	Analyzed	Dil Fac
Acenaphthene	ND		5.0	0.41	ug/L		01/05/24 14:20	01/09/24 20:53	1
Acenaphthylene	ND		5.0	0.38	ug/L		01/05/24 14:20	01/09/24 20:53	1
Anthracene	ND		5.0	0.28	ug/L		01/05/24 14:20	01/09/24 20:53	1
Benzo[a]anthracene	ND		5.0	0.36	ug/L		01/05/24 14:20	01/09/24 20:53	1
Benzo[a]pyrene	ND		5.0	0.47	ug/L		01/05/24 14:20	01/09/24 20:53	1
Benzo[b]fluoranthene	ND		5.0	0.34	ug/L		01/05/24 14:20	01/09/24 20:53	1
Benzo[g,h,i]perylene	ND		5.0	0.35	ug/L		01/05/24 14:20	01/09/24 20:53	1
Benzo[k]fluoranthene	ND		5.0	0.73	ug/L		01/05/24 14:20	01/09/24 20:53	1
Chrysene	ND		5.0	0.33	ug/L		01/05/24 14:20	01/09/24 20:53	1
Dibenz(a,h)anthracene	ND		5.0	0.42	ug/L		01/05/24 14:20	01/09/24 20:53	1
Fluoranthene	ND		5.0	0.40	ug/L		01/05/24 14:20	01/09/24 20:53	1
Fluorene	ND		5.0	0.36	ug/L		01/05/24 14:20	01/09/24 20:53	1
Indeno[1,2,3-cd]pyrene	ND		5.0	0.47	ug/L		01/05/24 14:20	01/09/24 20:53	1
Naphthalene	ND		5.0	0.76	ug/L		01/05/24 14:20	01/09/24 20:53	1
Phenanthrene	ND		5.0	0.44	ug/L		01/05/24 14:20	01/09/24 20:53	1
Pyrene	ND		5.0	0.34	ug/L		01/05/24 14:20	01/09/24 20:53	1

Surrogate	%Recovery	Qualifier	Limits	Prepared	Analyzed	Dil Fac
2-Fluorobiphenyl (Surr)	99		48 - 120	01/05/24 14:20	01/09/24 20:53	1
Nitrobenzene-d5 (Surr)	86		46 - 120	01/05/24 14:20	01/09/24 20:53	1
p-Terphenyl-d14 (Surr)	73		60 - 148	01/05/24 14:20	01/09/24 20:53	1

Client Sample ID: LTMW-12-0124
Lab Sample ID: 480-216192-7
Date Collected: 01/04/24 13:00
Matrix: Water
Date Received: 01/05/24 09:30

Method: SW846 8260C - Volatile Organic Compounds by GC/MS

Analyte	Result	Qualifier	RL	MDL	Unit	D	Prepared	Analyzed	Dil Fac
Benzene	ND		1.0	0.41	ug/L			01/08/24 15:10	1
Toluene	ND		1.0	0.51	ug/L			01/08/24 15:10	1
Ethylbenzene	ND		1.0	0.74	ug/L			01/08/24 15:10	1
m-Xylene & p-Xylene	ND		2.0	0.66	ug/L			01/08/24 15:10	1
o-Xylene	ND		1.0	0.76	ug/L			01/08/24 15:10	1
Xylenes, Total	ND		2.0	0.66	ug/L			01/08/24 15:10	1
Total BTEX	ND		2.0	1.0	ug/L			01/08/24 15:10	1

Surrogate	*%Recovery*	*Qualifier*	*Limits*	*Prepared*	*Analyzed*	*Dil Fac*
Toluene-d8 (Surr)	*101*		*80 - 120*		*01/08/24 15:10*	*1*
1,2-Dichloroethane-d4 (Surr)	*103*		*77 - 120*		*01/08/24 15:10*	*1*
4-Bromofluorobenzene (Surr)	*105*		*73 - 120*		*01/08/24 15:10*	*1*
Dibromofluoromethane (Surr)	*107*		*75 - 123*		*01/08/24 15:10*	*1*

Method: SW846 8270D - Semivolatile Organic Compounds (GC/MS)

Analyte	Result	Qualifier	RL	MDL	Unit	D	Prepared	Analyzed	Dil Fac
Acenaphthene	ND		5.0	0.41	ug/L		01/05/24 14:20	01/09/24 21:21	1
Acenaphthylene	ND		5.0	0.38	ug/L		01/05/24 14:20	01/09/24 21:21	1
Anthracene	ND		5.0	0.28	ug/L		01/05/24 14:20	01/09/24 21:21	1
Benzo[a]anthracene	ND		5.0	0.36	ug/L		01/05/24 14:20	01/09/24 21:21	1
Benzo[a]pyrene	ND		5.0	0.47	ug/L		01/05/24 14:20	01/09/24 21:21	1
Benzo[b]fluoranthene	ND		5.0	0.34	ug/L		01/05/24 14:20	01/09/24 21:21	1
Benzo[g,h,i]perylene	ND		5.0	0.35	ug/L		01/05/24 14:20	01/09/24 21:21	1
Benzo[k]fluoranthene	ND		5.0	0.73	ug/L		01/05/24 14:20	01/09/24 21:21	1
Chrysene	ND		5.0	0.33	ug/L		01/05/24 14:20	01/09/24 21:21	1
Dibenz(a,h)anthracene	ND		5.0	0.42	ug/L		01/05/24 14:20	01/09/24 21:21	1
Fluoranthene	ND		5.0	0.40	ug/L		01/05/24 14:20	01/09/24 21:21	1
Fluorene	ND		5.0	0.36	ug/L		01/05/24 14:20	01/09/24 21:21	1
Indeno[1,2,3-cd]pyrene	ND		5.0	0.47	ug/L		01/05/24 14:20	01/09/24 21:21	1
Naphthalene	ND		5.0	0.76	ug/L		01/05/24 14:20	01/09/24 21:21	1
Phenanthrene	ND		5.0	0.44	ug/L		01/05/24 14:20	01/09/24 21:21	1
Pyrene	ND		5.0	0.34	ug/L		01/05/24 14:20	01/09/24 21:21	1

Surrogate	*%Recovery*	*Qualifier*	*Limits*	*Prepared*	*Analyzed*	*Dil Fac*
2-Fluorobiphenyl (Surr)	*102*		*48 - 120*	*01/05/24 14:20*	*01/09/24 21:21*	*1*
Nitrobenzene-d5 (Surr)	*91*		*46 - 120*	*01/05/24 14:20*	*01/09/24 21:21*	*1*
p-Terphenyl-d14 (Surr)	*69*		*60 - 148*	*01/05/24 14:20*	*01/09/24 21:21*	*1*

Client Sample ID: LTMW-13-0124
Lab Sample ID: 480-216192-8
Date Collected: 01/04/24 13:40
Matrix: Water
Date Received: 01/05/24 09:30

Method: SW846 8260C - Volatile Organic Compounds by GC/MS

Analyte	Result	Qualifier	RL	MDL	Unit	D	Prepared	Analyzed	Dil Fac
Benzene	ND		1.0	0.41	ug/L			01/08/24 15:32	1
Toluene	ND		1.0	0.51	ug/L			01/08/24 15:32	1
Ethylbenzene	ND		1.0	0.74	ug/L			01/08/24 15:32	1
m-Xylene & p-Xylene	ND		2.0	0.66	ug/L			01/08/24 15:32	1
o-Xylene	ND		1.0	0.76	ug/L			01/08/24 15:32	1
Xylenes, Total	ND		2.0	0.66	ug/L			01/08/24 15:32	1
Total BTEX	ND		2.0	1.0	ug/L			01/08/24 15:32	1

Client Sample ID: LTMW-13-0124
Lab Sample ID: 480-216192-8
Date Collected: 01/04/24 13:40
Matrix: Water
Date Received: 01/05/24 09:30

Surrogate	%Recovery	Qualifier	Limits	Prepared	Analyzed	Dil Fac
Toluene-d8 (Surr)	*98*		*80 - 120*		*01/08/24 15:32*	*1*
1,2-Dichloroethane-d4 (Surr)	*103*		*77 - 120*		*01/08/24 15:32*	*1*
4-Bromofluorobenzene (Surr)	*105*		*73 - 120*		*01/08/24 15:32*	*1*
Dibromofluoromethane (Surr)	*107*		*75 - 123*		*01/08/24 15:32*	*1*

Method: SW846 8270D - Semivolatile Organic Compounds (GC/MS)

Analyte	Result	Qualifier	RL	MDL	Unit	D	Prepared	Analyzed	Dil Fac
Acenaphthene	ND		5.0	0.41	ug/L		01/05/24 14:20	01/09/24 21:49	1
Acenaphthylene	ND		5.0	0.38	ug/L		01/05/24 14:20	01/09/24 21:49	1
Anthracene	ND		5.0	0.28	ug/L		01/05/24 14:20	01/09/24 21:49	1
Benzo[a]anthracene	ND		5.0	0.36	ug/L		01/05/24 14:20	01/09/24 21:49	1
Benzo[a]pyrene	ND		5.0	0.47	ug/L		01/05/24 14:20	01/09/24 21:49	1
Benzo[b]fluoranthene	ND		5.0	0.34	ug/L		01/05/24 14:20	01/09/24 21:49	1
Benzo[g,h,i]perylene	ND		5.0	0.35	ug/L		01/05/24 14:20	01/09/24 21:49	1
Benzo[k]fluoranthene	ND		5.0	0.73	ug/L		01/05/24 14:20	01/09/24 21:49	1
Chrysene	ND		5.0	0.33	ug/L		01/05/24 14:20	01/09/24 21:49	1
Dibenz(a,h)anthracene	ND		5.0	0.42	ug/L		01/05/24 14:20	01/09/24 21:49	1
Fluoranthene	ND		5.0	0.40	ug/L		01/05/24 14:20	01/09/24 21:49	1
Fluorene	ND		5.0	0.36	ug/L		01/05/24 14:20	01/09/24 21:49	1
Indeno[1,2,3-cd]pyrene	ND		5.0	0.47	ug/L		01/05/24 14:20	01/09/24 21:49	1
Naphthalene	ND		5.0	0.76	ug/L		01/05/24 14:20	01/09/24 21:49	1
Phenanthrene	ND		5.0	0.44	ug/L		01/05/24 14:20	01/09/24 21:49	1
Pyrene	ND		5.0	0.34	ug/L		01/05/24 14:20	01/09/24 21:49	1

Surrogate	%Recovery	Qualifier	Limits	Prepared	Analyzed	Dil Fac
2-Fluorobiphenyl (Surr)	*96*		*48 - 120*	*01/05/24 14:20*	*01/09/24 21:49*	*1*
Nitrobenzene-d5 (Surr)	*87*		*46 - 120*	*01/05/24 14:20*	*01/09/24 21:49*	*1*
p-Terphenyl-d14 (Surr)	*75*		*60 - 148*	*01/05/24 14:20*	*01/09/24 21:49*	*1*

Client Sample ID: LTMW-14-0124
Lab Sample ID: 480-216192-9
Date Collected: 01/04/24 12:35
Matrix: Water
Date Received: 01/05/24 09:30

Method: SW846 8260C - Volatile Organic Compounds by GC/MS

Analyte	Result	Qualifier	RL	MDL	Unit	D	Prepared	Analyzed	Dil Fac
Benzene	ND		1.0	0.41	ug/L			01/08/24 15:54	1
Toluene	ND		1.0	0.51	ug/L			01/08/24 15:54	1
Ethylbenzene	ND		1.0	0.74	ug/L			01/08/24 15:54	1
m-Xylene & p-Xylene	ND		2.0	0.66	ug/L			01/08/24 15:54	1
o-Xylene	ND		1.0	0.76	ug/L			01/08/24 15:54	1
Xylenes, Total	ND		2.0	0.66	ug/L			01/08/24 15:54	1
Total BTEX	ND		2.0	1.0	ug/L			01/08/24 15:54	1

Surrogate	%Recovery	Qualifier	Limits	Prepared	Analyzed	Dil Fac
Toluene-d8 (Surr)	*100*		*80 - 120*		*01/08/24 15:54*	*1*
1,2-Dichloroethane-d4 (Surr)	*105*		*77 - 120*		*01/08/24 15:54*	*1*
4-Bromofluorobenzene (Surr)	*105*		*73 - 120*		*01/08/24 15:54*	*1*
Dibromofluoromethane (Surr)	*107*		*75 - 123*		*01/08/24 15:54*	*1*

Method: SW846 8270D - Semivolatile Organic Compounds (GC/MS)

Analyte	Result	Qualifier	RL	MDL	Unit	D	Prepared	Analyzed	Dil Fac
Acenaphthene	ND		5.0	0.41	ug/L		01/05/24 14:20	01/09/24 22:16	1

Client Sample ID: LTMW-14-0124
Lab Sample ID: 480-216192-9
Date Collected: 01/04/24 12:35
Matrix: Water
Date Received: 01/05/24 09:30

Method: SW846 8270D - Semivolatile Organic Compounds (GC/MS) (Continued)

Analyte	Result	Qualifier	RL	MDL	Unit	D	Prepared	Analyzed	Dil Fac
Acenaphthylene	ND		5.0	0.38	ug/L		01/05/24 14:20	01/09/24 22:16	1
Anthracene	ND		5.0	0.28	ug/L		01/05/24 14:20	01/09/24 22:16	1
Benzo[a]anthracene	ND		5.0	0.36	ug/L		01/05/24 14:20	01/09/24 22:16	1
Benzo[a]pyrene	ND		5.0	0.47	ug/L		01/05/24 14:20	01/09/24 22:16	1
Benzo[b]fluoranthene	ND		5.0	0.34	ug/L		01/05/24 14:20	01/09/24 22:16	1
Benzo[g,h,i]perylene	ND		5.0	0.35	ug/L		01/05/24 14:20	01/09/24 22:16	1
Benzo[k]fluoranthene	ND		5.0	0.73	ug/L		01/05/24 14:20	01/09/24 22:16	1
Chrysene	ND		5.0	0.33	ug/L		01/05/24 14:20	01/09/24 22:16	1
Dibenz(a,h)anthracene	ND		5.0	0.42	ug/L		01/05/24 14:20	01/09/24 22:16	1
Fluoranthene	ND		5.0	0.40	ug/L		01/05/24 14:20	01/09/24 22:16	1
Fluorene	ND		5.0	0.36	ug/L		01/05/24 14:20	01/09/24 22:16	1
Indeno[1,2,3-cd]pyrene	ND		5.0	0.47	ug/L		01/05/24 14:20	01/09/24 22:16	1
Naphthalene	ND		5.0	0.76	ug/L		01/05/24 14:20	01/09/24 22:16	1
Phenanthrene	ND		5.0	0.44	ug/L		01/05/24 14:20	01/09/24 22:16	1
Pyrene	ND		5.0	0.34	ug/L		01/05/24 14:20	01/09/24 22:16	1

Surrogate	*%Recovery*	*Qualifier*	*Limits*	*Prepared*	*Analyzed*	*Dil Fac*
2-Fluorobiphenyl (Surr)	*98*		*48 - 120*	*01/05/24 14:20*	*01/09/24 22:16*	*1*
Nitrobenzene-d5 (Surr)	*88*		*46 - 120*	*01/05/24 14:20*	*01/09/24 22:16*	*1*
p-Terphenyl-d14 (Surr)	*76*		*60 - 148*	*01/05/24 14:20*	*01/09/24 22:16*	*1*

Client Sample ID: LTMW-15-0124
Lab Sample ID: 480-216192-10
Date Collected: 01/04/24 11:05
Matrix: Water
Date Received: 01/05/24 09:30

Method: SW846 8260C - Volatile Organic Compounds by GC/MS

Analyte	Result	Qualifier	RL	MDL	Unit	D	Prepared	Analyzed	Dil Fac
Benzene	ND		1.0	0.41	ug/L			01/08/24 16:16	1
Toluene	ND		1.0	0.51	ug/L			01/08/24 16:16	1
Ethylbenzene	ND		1.0	0.74	ug/L			01/08/24 16:16	1
m-Xylene & p-Xylene	**3.3**		2.0	0.66	ug/L			01/08/24 16:16	1
o-Xylene	**0.83**	**J**	1.0	0.76	ug/L			01/08/24 16:16	1
Xylenes, Total	**4.1**		2.0	0.66	ug/L			01/08/24 16:16	1
Total BTEX	**4.1**		2.0	1.0	ug/L			01/08/24 16:16	1

Surrogate	*%Recovery*	*Qualifier*	*Limits*	*Prepared*	*Analyzed*	*Dil Fac*
Toluene-d8 (Surr)	*100*		*80 - 120*		*01/08/24 16:16*	*1*
1,2-Dichloroethane-d4 (Surr)	*103*		*77 - 120*		*01/08/24 16:16*	*1*
4-Bromofluorobenzene (Surr)	*106*		*73 - 120*		*01/08/24 16:16*	*1*
Dibromofluoromethane (Surr)	*106*		*75 - 123*		*01/08/24 16:16*	*1*

Method: SW846 8270D - Semivolatile Organic Compounds (GC/MS)

Analyte	Result	Qualifier	RL	MDL	Unit	D	Prepared	Analyzed	Dil Fac
Acenaphthene	ND		5.0	0.41	ug/L		01/05/24 14:20	01/09/24 22:44	1
Acenaphthylene	ND		5.0	0.38	ug/L		01/05/24 14:20	01/09/24 22:44	1
Anthracene	ND		5.0	0.28	ug/L		01/05/24 14:20	01/09/24 22:44	1
Benzo[a]anthracene	ND		5.0	0.36	ug/L		01/05/24 14:20	01/09/24 22:44	1
Benzo[a]pyrene	ND		5.0	0.47	ug/L		01/05/24 14:20	01/09/24 22:44	1
Benzo[b]fluoranthene	ND		5.0	0.34	ug/L		01/05/24 14:20	01/09/24 22:44	1
Benzo[g,h,i]perylene	ND		5.0	0.35	ug/L		01/05/24 14:20	01/09/24 22:44	1
Benzo[k]fluoranthene	ND		5.0	0.73	ug/L		01/05/24 14:20	01/09/24 22:44	1
Chrysene	ND		5.0	0.33	ug/L		01/05/24 14:20	01/09/24 22:44	1

Client Sample ID: LTMW-15-0124 Lab Sample ID: 480-216192-10

Date Collected: 01/04/24 11:05 **Matrix: Water**
Date Received: 01/05/24 09:30

Method: SW846 8270D - Semivolatile Organic Compounds (GC/MS) (Continued)

Analyte	Result	Qualifier	RL	MDL	Unit	D	Prepared	Analyzed	Dil Fac
Dibenz(a,h)anthracene	ND		5.0	0.42	ug/L		01/05/24 14:20	01/09/24 22:44	1
Fluoranthene	ND		5.0	0.40	ug/L		01/05/24 14:20	01/09/24 22:44	1
Fluorene	ND		5.0	0.36	ug/L		01/05/24 14:20	01/09/24 22:44	1
Indeno[1,2,3-cd]pyrene	ND		5.0	0.47	ug/L		01/05/24 14:20	01/09/24 22:44	1
Naphthalene	ND		5.0	0.76	ug/L		01/05/24 14:20	01/09/24 22:44	1
Phenanthrene	ND		5.0	0.44	ug/L		01/05/24 14:20	01/09/24 22:44	1
Pyrene	ND		5.0	0.34	ug/L		01/05/24 14:20	01/09/24 22:44	1

Surrogate	*%Recovery*	*Qualifier*	*Limits*	*Prepared*	*Analyzed*	*Dil Fac*
2-Fluorobiphenyl (Surr)	*99*		*48 - 120*	*01/05/24 14:20*	*01/09/24 22:44*	*1*
Nitrobenzene-d5 (Surr)	*91*		*46 - 120*	*01/05/24 14:20*	*01/09/24 22:44*	*1*
p-Terphenyl-d14 (Surr)	*80*		*60 - 148*	*01/05/24 14:20*	*01/09/24 22:44*	*1*

Client Sample ID: ORS-0124 Lab Sample ID: 480-216192-11

Date Collected: 01/04/24 13:30 **Matrix: Water**
Date Received: 01/05/24 09:30

Method: SW846 8260C - Volatile Organic Compounds by GC/MS

Analyte	Result	Qualifier	RL	MDL	Unit	D	Prepared	Analyzed	Dil Fac
Benzene	ND		1.0	0.41	ug/L			01/08/24 16:38	1
Toluene	ND		1.0	0.51	ug/L			01/08/24 16:38	1
Ethylbenzene	ND		1.0	0.74	ug/L			01/08/24 16:38	1
m-Xylene & p-Xylene	ND		2.0	0.66	ug/L			01/08/24 16:38	1
o-Xylene	ND		1.0	0.76	ug/L			01/08/24 16:38	1
Xylenes, Total	ND		2.0	0.66	ug/L			01/08/24 16:38	1
Total BTEX	ND		2.0	1.0	ug/L			01/08/24 16:38	1

Surrogate	*%Recovery*	*Qualifier*	*Limits*	*Prepared*	*Analyzed*	*Dil Fac*
Toluene-d8 (Surr)	*102*		*80 - 120*		*01/08/24 16:38*	*1*
1,2-Dichloroethane-d4 (Surr)	*104*		*77 - 120*		*01/08/24 16:38*	*1*
4-Bromofluorobenzene (Surr)	*104*		*73 - 120*		*01/08/24 16:38*	*1*
Dibromofluoromethane (Surr)	*108*		*75 - 123*		*01/08/24 16:38*	*1*

Method: SW846 8270D - Semivolatile Organic Compounds (GC/MS)

Analyte	Result	Qualifier	RL	MDL	Unit	D	Prepared	Analyzed	Dil Fac
Acenaphthene	ND		5.0	0.41	ug/L		01/05/24 14:20	01/09/24 23:12	1
Acenaphthylene	ND		5.0	0.38	ug/L		01/05/24 14:20	01/09/24 23:12	1
Anthracene	ND		5.0	0.28	ug/L		01/05/24 14:20	01/09/24 23:12	1
Benzo[a]anthracene	ND		5.0	0.36	ug/L		01/05/24 14:20	01/09/24 23:12	1
Benzo[a]pyrene	ND		5.0	0.47	ug/L		01/05/24 14:20	01/09/24 23:12	1
Benzo[b]fluoranthene	ND		5.0	0.34	ug/L		01/05/24 14:20	01/09/24 23:12	1
Benzo[g,h,i]perylene	ND		5.0	0.35	ug/L		01/05/24 14:20	01/09/24 23:12	1
Benzo[k]fluoranthene	ND		5.0	0.73	ug/L		01/05/24 14:20	01/09/24 23:12	1
Chrysene	ND		5.0	0.33	ug/L		01/05/24 14:20	01/09/24 23:12	1
Dibenz(a,h)anthracene	ND		5.0	0.42	ug/L		01/05/24 14:20	01/09/24 23:12	1
Fluoranthene	ND		5.0	0.40	ug/L		01/05/24 14:20	01/09/24 23:12	1
Fluorene	ND		5.0	0.36	ug/L		01/05/24 14:20	01/09/24 23:12	1
Indeno[1,2,3-cd]pyrene	ND		5.0	0.47	ug/L		01/05/24 14:20	01/09/24 23:12	1
Naphthalene	ND		5.0	0.76	ug/L		01/05/24 14:20	01/09/24 23:12	1
Phenanthrene	ND		5.0	0.44	ug/L		01/05/24 14:20	01/09/24 23:12	1
Pyrene	ND		5.0	0.34	ug/L		01/05/24 14:20	01/09/24 23:12	1

Client Sample ID: ORS-0124

Lab Sample ID: 480-216192-11

Date Collected: 01/04/24 13:30

Matrix: Water

Date Received: 01/05/24 09:30

Surrogate	%Recovery	Qualifier	Limits	Prepared	Analyzed	Dil Fac
2-Fluorobiphenyl (Surr)	103		48 - 120	01/05/24 14:20	01/09/24 23:12	1
Nitrobenzene-d5 (Surr)	94		46 - 120	01/05/24 14:20	01/09/24 23:12	1
p-Terphenyl-d14 (Surr)	84		60 - 148	01/05/24 14:20	01/09/24 23:12	1

Client Sample ID: MH-1-0124

Lab Sample ID: 480-216192-12

Date Collected: 01/04/24 10:20

Matrix: Water

Date Received: 01/05/24 09:30

Method: SW846 8260C - Volatile Organic Compounds by GC/MS

Analyte	Result	Qualifier	RL	MDL	Unit	D	Prepared	Analyzed	Dil Fac
Benzene	**6.1**		1.0	0.41	ug/L			01/08/24 17:00	1
Toluene	ND		1.0	0.51	ug/L			01/08/24 17:00	1
Ethylbenzene	**3.3**		1.0	0.74	ug/L			01/08/24 17:00	1
m-Xylene & p-Xylene	ND		2.0	0.66	ug/L			01/08/24 17:00	1
o-Xylene	ND		1.0	0.76	ug/L			01/08/24 17:00	1
Xylenes, Total	ND		2.0	0.66	ug/L			01/08/24 17:00	1
Total BTEX	**9.4**		2.0	1.0	ug/L			01/08/24 17:00	1

Surrogate	%Recovery	Qualifier	Limits	Prepared	Analyzed	Dil Fac
Toluene-d8 (Surr)	99		80 - 120		01/08/24 17:00	1
1,2-Dichloroethane-d4 (Surr)	103		77 - 120		01/08/24 17:00	1
4-Bromofluorobenzene (Surr)	106		73 - 120		01/08/24 17:00	1
Dibromofluoromethane (Surr)	106		75 - 123		01/08/24 17:00	1

Method: SW846 8270D - Semivolatile Organic Compounds (GC/MS)

Analyte	Result	Qualifier	RL	MDL	Unit	D	Prepared	Analyzed	Dil Fac
Acenaphthene	**18**		5.0	0.41	ug/L		01/05/24 14:20	01/09/24 23:40	1
Acenaphthylene	**1.7**	**J**	5.0	0.38	ug/L		01/05/24 14:20	01/09/24 23:40	1
Anthracene	**0.31**	**J**	5.0	0.28	ug/L		01/05/24 14:20	01/09/24 23:40	1
Benzo[a]anthracene	ND		5.0	0.36	ug/L		01/05/24 14:20	01/09/24 23:40	1
Benzo[a]pyrene	ND		5.0	0.47	ug/L		01/05/24 14:20	01/09/24 23:40	1
Benzo[b]fluoranthene	ND		5.0	0.34	ug/L		01/05/24 14:20	01/09/24 23:40	1
Benzo[g,h,i]perylene	ND		5.0	0.35	ug/L		01/05/24 14:20	01/09/24 23:40	1
Benzo[k]fluoranthene	ND		5.0	0.73	ug/L		01/05/24 14:20	01/09/24 23:40	1
Chrysene	ND		5.0	0.33	ug/L		01/05/24 14:20	01/09/24 23:40	1
Dibenz(a,h)anthracene	ND		5.0	0.42	ug/L		01/05/24 14:20	01/09/24 23:40	1
Fluoranthene	**1.1**	**J**	5.0	0.40	ug/L		01/05/24 14:20	01/09/24 23:40	1
Fluorene	**3.8**	**J**	5.0	0.36	ug/L		01/05/24 14:20	01/09/24 23:40	1
Indeno[1,2,3-cd]pyrene	ND		5.0	0.47	ug/L		01/05/24 14:20	01/09/24 23:40	1
Naphthalene	**16**		5.0	0.76	ug/L		01/05/24 14:20	01/09/24 23:40	1
Phenanthrene	**2.4**	**J**	5.0	0.44	ug/L		01/05/24 14:20	01/09/24 23:40	1
Pyrene	**1.5**	**J**	5.0	0.34	ug/L		01/05/24 14:20	01/09/24 23:40	1

Surrogate	%Recovery	Qualifier	Limits	Prepared	Analyzed	Dil Fac
2-Fluorobiphenyl (Surr)	105		48 - 120	01/05/24 14:20	01/09/24 23:40	1
Nitrobenzene-d5 (Surr)	91		46 - 120	01/05/24 14:20	01/09/24 23:40	1
p-Terphenyl-d14 (Surr)	77		60 - 148	01/05/24 14:20	01/09/24 23:40	1

Client Sample ID: Field Duplicate-0124
Lab Sample ID: 480-216192-13
Date Collected: 01/04/24 00:00
Matrix: Water
Date Received: 01/05/24 09:30

Method: SW846 8260C - Volatile Organic Compounds by GC/MS

Analyte	Result	Qualifier	RL	MDL	Unit	D	Prepared	Analyzed	Dil Fac
Benzene	ND		1.0	0.41	ug/L			01/08/24 17:22	1
Toluene	ND		1.0	0.51	ug/L			01/08/24 17:22	1
Ethylbenzene	ND		1.0	0.74	ug/L			01/08/24 17:22	1
m-Xylene & p-Xylene	ND		2.0	0.66	ug/L			01/08/24 17:22	1
o-Xylene	ND		1.0	0.76	ug/L			01/08/24 17:22	1
Xylenes, Total	ND		2.0	0.66	ug/L			01/08/24 17:22	1
Total BTEX	ND		2.0	1.0	ug/L			01/08/24 17:22	1

Surrogate	*%Recovery*	*Qualifier*	*Limits*	*Prepared*	*Analyzed*	*Dil Fac*
Toluene-d8 (Surr)	*100*		*80 - 120*		*01/08/24 17:22*	*1*
1,2-Dichloroethane-d4 (Surr)	*104*		*77 - 120*		*01/08/24 17:22*	*1*
4-Bromofluorobenzene (Surr)	*104*		*73 - 120*		*01/08/24 17:22*	*1*
Dibromofluoromethane (Surr)	*107*		*75 - 123*		*01/08/24 17:22*	*1*

Method: SW846 8270D - Semivolatile Organic Compounds (GC/MS)

Analyte	Result	Qualifier	RL	MDL	Unit	D	Prepared	Analyzed	Dil Fac
Acenaphthene	ND		5.0	0.41	ug/L		01/05/24 14:20	01/10/24 00:07	1
Acenaphthylene	ND		5.0	0.38	ug/L		01/05/24 14:20	01/10/24 00:07	1
Anthracene	ND		5.0	0.28	ug/L		01/05/24 14:20	01/10/24 00:07	1
Benzo[a]anthracene	ND		5.0	0.36	ug/L		01/05/24 14:20	01/10/24 00:07	1
Benzo[a]pyrene	ND		5.0	0.47	ug/L		01/05/24 14:20	01/10/24 00:07	1
Benzo[b]fluoranthene	ND		5.0	0.34	ug/L		01/05/24 14:20	01/10/24 00:07	1
Benzo[g,h,i]perylene	ND		5.0	0.35	ug/L		01/05/24 14:20	01/10/24 00:07	1
Benzo[k]fluoranthene	ND		5.0	0.73	ug/L		01/05/24 14:20	01/10/24 00:07	1
Chrysene	ND		5.0	0.33	ug/L		01/05/24 14:20	01/10/24 00:07	1
Dibenz(a,h)anthracene	ND		5.0	0.42	ug/L		01/05/24 14:20	01/10/24 00:07	1
Fluoranthene	ND		5.0	0.40	ug/L		01/05/24 14:20	01/10/24 00:07	1
Fluorene	ND		5.0	0.36	ug/L		01/05/24 14:20	01/10/24 00:07	1
Indeno[1,2,3-cd]pyrene	ND		5.0	0.47	ug/L		01/05/24 14:20	01/10/24 00:07	1
Naphthalene	ND		5.0	0.76	ug/L		01/05/24 14:20	01/10/24 00:07	1
Phenanthrene	ND		5.0	0.44	ug/L		01/05/24 14:20	01/10/24 00:07	1
Pyrene	ND		5.0	0.34	ug/L		01/05/24 14:20	01/10/24 00:07	1

Surrogate	*%Recovery*	*Qualifier*	*Limits*	*Prepared*	*Analyzed*	*Dil Fac*
2-Fluorobiphenyl (Surr)	*100*		*48 - 120*	*01/05/24 14:20*	*01/10/24 00:07*	*1*
Nitrobenzene-d5 (Surr)	*90*		*46 - 120*	*01/05/24 14:20*	*01/10/24 00:07*	*1*
p-Terphenyl-d14 (Surr)	*72*		*60 - 148*	*01/05/24 14:20*	*01/10/24 00:07*	*1*

Client Sample ID: Trip Blank
Lab Sample ID: 480-216192-14
Date Collected: 01/04/24 00:00
Matrix: Water
Date Received: 01/05/24 09:30

Method: SW846 8260C - Volatile Organic Compounds by GC/MS

Analyte	Result	Qualifier	RL	MDL	Unit	D	Prepared	Analyzed	Dil Fac
Benzene	ND		1.0	0.41	ug/L			01/08/24 17:44	1
Toluene	ND		1.0	0.51	ug/L			01/08/24 17:44	1
Ethylbenzene	ND		1.0	0.74	ug/L			01/08/24 17:44	1
m-Xylene & p-Xylene	ND		2.0	0.66	ug/L			01/08/24 17:44	1
o-Xylene	ND		1.0	0.76	ug/L			01/08/24 17:44	1
Xylenes, Total	ND		2.0	0.66	ug/L			01/08/24 17:44	1
Total BTEX	ND		2.0	1.0	ug/L			01/08/24 17:44	1

Client Sample ID: Trip Blank **Lab Sample ID: 480-216192-14**
Date Collected: 01/04/24 00:00 **Matrix: Water**
Date Received: 01/05/24 09:30

Surrogate	%Recovery	Qualifier	Limits	Prepared	Analyzed	Dil Fac
Toluene-d8 (Surr)	102		80 - 120		01/08/24 17:44	1
1,2-Dichloroethane-d4 (Surr)	103		77 - 120		01/08/24 17:44	1
4-Bromofluorobenzene (Surr)	107		73 - 120		01/08/24 17:44	1
Dibromofluoromethane (Surr)	108		75 - 123		01/08/24 17:44	1

Surrogate Summary

Client: Groundwater & Environmental Services Inc | Job ID: 480-216192-1

Method: 8260C - Volatile Organic Compounds by GC/MS

Matrix: Water | **Prep Type: Total/NA**

		Percent Surrogate Recovery (Acceptance Limits)			
		TOL	DCA	BFB	DBFM
Lab Sample ID	Client Sample ID	(80-120)	(77-120)	(73-120)	(75-123)
480-216192-1	LTMW-01-0124	102	102	101	104
480-216192-2	LTMW-02-0124	102	104	107	106
480-216192-3	LTMW-03-0124	101	102	105	105
480-216192-4	LTMW-04-0124	102	105	104	108
480-216192-4 MS	LTMW-04-MS-0124	103	102	104	106
480-216192-4 MSD	LTMW-04-MSD-0124	102	100	104	103
480-216192-5	LTMW-05-0124	100	104	107	106
480-216192-6	LTMW-06A-0124	99	103	105	106
480-216192-7	LTMW-12-0124	101	103	105	107
480-216192-8	LTMW-13-0124	98	103	105	107
480-216192-9	LTMW-14-0124	100	105	105	107
480-216192-10	LTMW-15-0124	100	103	106	106
480-216192-11	ORS-0124	102	104	104	108
480-216192-12	MH-1-0124	99	103	106	106
480-216192-13	Field Duplicate-0124	100	104	104	107
480-216192-14	Trip Blank	102	103	107	108
LCS 480-697324/6	Lab Control Sample	103	101	107	105
MB 480-697324/8	Method Blank	101	101	104	104

Surrogate Legend

TOL = Toluene-d8 (Surr)
DCA = 1,2-Dichloroethane-d4 (Surr)
BFB = 4-Bromofluorobenzene (Surr)
DBFM = Dibromofluoromethane (Surr)

Method: 8270D - Semivolatile Organic Compounds (GC/MS)

Matrix: Water | **Prep Type: Total/NA**

		Percent Surrogate Recovery (Acceptance Limits)		
		FBP	NBZ	TPHd14
Lab Sample ID	Client Sample ID	(48-120)	(46-120)	(60-148)
480-216192-1	LTMW-01-0124	93	81	67
480-216192-2	LTMW-02-0124	102	90	75
480-216192-3	LTMW-03-0124	96	87	69
480-216192-4	LTMW-04-0124	95	83	73
480-216192-4 MS	LTMW-04-MS-0124	90	85	61
480-216192-4 MSD	LTMW-04-MSD-0124	93	91	64
480-216192-5	LTMW-05-0124	102	90	74
480-216192-6	LTMW-06A-0124	99	86	73
480-216192-7	LTMW-12-0124	102	91	69
480-216192-8	LTMW-13-0124	96	87	75
480-216192-9	LTMW-14-0124	98	88	76
480-216192-10	LTMW-15-0124	99	91	80
480-216192-11	ORS-0124	103	94	84
480-216192-12	MH-1-0124	105	91	77
480-216192-13	Field Duplicate-0124	100	90	72
LCS 480-697227/2-A	Lab Control Sample	94	87	89
MB 480-697227/1-A	Method Blank	97	87	92

Surrogate Legend

FBP = 2-Fluorobiphenyl (Surr)
NBZ = Nitrobenzene-d5 (Surr)

Surrogate Summary

Client: Groundwater & Environmental Services Inc

Job ID: 480-216192-1

TPHd14 = p-Terphenyl-d14 (Surr)

Method: 8260C - Volatile Organic Compounds by GC/MS

Lab Sample ID: MB 480-697324/8 — **Client Sample ID: Method Blank**
Matrix: Water — **Prep Type: Total/NA**
Analysis Batch: 697324

Analyte	MB Result	MB Qualifier	RL	MDL	Unit	D	Prepared	Analyzed	Dil Fac
Benzene	ND		1.0	0.41	ug/L			01/08/24 12:03	1
Toluene	ND		1.0	0.51	ug/L			01/08/24 12:03	1
Ethylbenzene	ND		1.0	0.74	ug/L			01/08/24 12:03	1
m-Xylene & p-Xylene	ND		2.0	0.66	ug/L			01/08/24 12:03	1
o-Xylene	ND		1.0	0.76	ug/L			01/08/24 12:03	1
Xylenes, Total	ND		2.0	0.66	ug/L			01/08/24 12:03	1
Total BTEX	ND		2.0	1.0	ug/L			01/08/24 12:03	1

Surrogate	*MB %Recovery*	*MB Qualifier*	*Limits*	*Prepared*	*Analyzed*	*Dil Fac*
Toluene-d8 (Surr)	*101*		*80 - 120*		*01/08/24 12:03*	*1*
1,2-Dichloroethane-d4 (Surr)	*101*		*77 - 120*		*01/08/24 12:03*	*1*
4-Bromofluorobenzene (Surr)	*104*		*73 - 120*		*01/08/24 12:03*	*1*
Dibromofluoromethane (Surr)	*104*		*75 - 123*		*01/08/24 12:03*	*1*

Lab Sample ID: LCS 480-697324/6 — **Client Sample ID: Lab Control Sample**
Matrix: Water — **Prep Type: Total/NA**
Analysis Batch: 697324

Analyte	Spike Added	LCS Result	LCS Qualifier	Unit	D	%Rec	%Rec Limits
Benzene	25.0	24.6		ug/L		98	71 - 124
Toluene	25.0	24.7		ug/L		99	80 - 122
Ethylbenzene	25.0	25.1		ug/L		100	77 - 123
m-Xylene & p-Xylene	25.0	26.1		ug/L		104	76 - 122
o-Xylene	25.0	25.9		ug/L		104	76 - 122

Surrogate	*LCS %Recovery*	*LCS Qualifier*	*Limits*
Toluene-d8 (Surr)	*103*		*80 - 120*
1,2-Dichloroethane-d4 (Surr)	*101*		*77 - 120*
4-Bromofluorobenzene (Surr)	*107*		*73 - 120*
Dibromofluoromethane (Surr)	*105*		*75 - 123*

Lab Sample ID: 480-216192-4 MS — **Client Sample ID: LTMW-04-MS-0124**
Matrix: Water — **Prep Type: Total/NA**
Analysis Batch: 697324

Analyte	Sample Result	Sample Qualifier	Spike Added	MS Result	MS Qualifier	Unit	D	%Rec	%Rec Limits
Benzene	ND		25.0	27.9		ug/L		112	71 - 124
Toluene	ND		25.0	28.5		ug/L		114	80 - 122
Ethylbenzene	ND		25.0	28.8		ug/L		115	77 - 123
m-Xylene & p-Xylene	ND		25.0	30.0		ug/L		120	76 - 122
o-Xylene	ND		25.0	29.1		ug/L		117	76 - 122

Surrogate	*MS %Recovery*	*MS Qualifier*	*Limits*
Toluene-d8 (Surr)	*103*		*80 - 120*
1,2-Dichloroethane-d4 (Surr)	*102*		*77 - 120*
4-Bromofluorobenzene (Surr)	*104*		*73 - 120*
Dibromofluoromethane (Surr)	*106*		*75 - 123*

Method: 8260C - Volatile Organic Compounds by GC/MS (Continued)

Lab Sample ID: 480-216192-4 MSD **Client Sample ID: LTMW-04-MSD-0124**
Matrix: Water **Prep Type: Total/NA**
Analysis Batch: 697324

Analyte	Sample Result	Sample Qualifier	Spike Added	MSD Result	MSD Qualifier	Unit	D	%Rec	%Rec Limits	RPD	RPD Limit
Benzene	ND		25.0	27.4		ug/L		110	71 - 124	2	13
Toluene	ND		25.0	27.7		ug/L		111	80 - 122	3	15
Ethylbenzene	ND		25.0	28.5		ug/L		114	77 - 123	1	15
m-Xylene & p-Xylene	ND		25.0	29.3		ug/L		117	76 - 122	2	16
o-Xylene	ND		25.0	28.8		ug/L		115	76 - 122	1	16

Surrogate	*MSD %Recovery*	*MSD Qualifier*	*Limits*
Toluene-d8 (Surr)	*102*		*80 - 120*
1,2-Dichloroethane-d4 (Surr)	*100*		*77 - 120*
4-Bromofluorobenzene (Surr)	*104*		*73 - 120*
Dibromofluoromethane (Surr)	*103*		*75 - 123*

Method: 8270D - Semivolatile Organic Compounds (GC/MS)

Lab Sample ID: MB 480-697227/1-A **Client Sample ID: Method Blank**
Matrix: Water **Prep Type: Total/NA**
Analysis Batch: 697309 **Prep Batch: 697227**

Analyte	MB Result	MB Qualifier	RL	MDL	Unit	D	Prepared	Analyzed	Dil Fac
Acenaphthene	ND		5.0	0.41	ug/L		01/05/24 14:20	01/09/24 16:43	1
Acenaphthylene	ND		5.0	0.38	ug/L		01/05/24 14:20	01/09/24 16:43	1
Anthracene	ND		5.0	0.28	ug/L		01/05/24 14:20	01/09/24 16:43	1
Benzo[a]anthracene	ND		5.0	0.36	ug/L		01/05/24 14:20	01/09/24 16:43	1
Benzo[a]pyrene	ND		5.0	0.47	ug/L		01/05/24 14:20	01/09/24 16:43	1
Benzo[b]fluoranthene	ND		5.0	0.34	ug/L		01/05/24 14:20	01/09/24 16:43	1
Benzo[g,h,i]perylene	ND		5.0	0.35	ug/L		01/05/24 14:20	01/09/24 16:43	1
Benzo[k]fluoranthene	ND		5.0	0.73	ug/L		01/05/24 14:20	01/09/24 16:43	1
Chrysene	ND		5.0	0.33	ug/L		01/05/24 14:20	01/09/24 16:43	1
Dibenz(a,h)anthracene	ND		5.0	0.42	ug/L		01/05/24 14:20	01/09/24 16:43	1
Fluoranthene	ND		5.0	0.40	ug/L		01/05/24 14:20	01/09/24 16:43	1
Fluorene	ND		5.0	0.36	ug/L		01/05/24 14:20	01/09/24 16:43	1
Indeno[1,2,3-cd]pyrene	ND		5.0	0.47	ug/L		01/05/24 14:20	01/09/24 16:43	1
Naphthalene	ND		5.0	0.76	ug/L		01/05/24 14:20	01/09/24 16:43	1
Phenanthrene	ND		5.0	0.44	ug/L		01/05/24 14:20	01/09/24 16:43	1
Pyrene	ND		5.0	0.34	ug/L		01/05/24 14:20	01/09/24 16:43	1

Surrogate	*MB %Recovery*	*MB Qualifier*	*Limits*	*Prepared*	*Analyzed*	*Dil Fac*
2-Fluorobiphenyl (Surr)	*97*		*48 - 120*	*01/05/24 14:20*	*01/09/24 16:43*	*1*
Nitrobenzene-d5 (Surr)	*87*		*46 - 120*	*01/05/24 14:20*	*01/09/24 16:43*	*1*
p-Terphenyl-d14 (Surr)	*92*		*60 - 148*	*01/05/24 14:20*	*01/09/24 16:43*	*1*

Lab Sample ID: LCS 480-697227/2-A **Client Sample ID: Lab Control Sample**
Matrix: Water **Prep Type: Total/NA**
Analysis Batch: 697309 **Prep Batch: 697227**

Analyte	Spike Added	LCS Result	LCS Qualifier	Unit	D	%Rec	%Rec Limits
Acenaphthene	32.0	28.4		ug/L		89	60 - 120
Acenaphthylene	32.0	28.5		ug/L		89	63 - 120
Anthracene	32.0	30.3		ug/L		95	67 - 120

Method: 8270D - Semivolatile Organic Compounds (GC/MS) (Continued)

Lab Sample ID: LCS 480-697227/2-A **Client Sample ID: Lab Control Sample**
Matrix: Water **Prep Type: Total/NA**
Analysis Batch: 697309 **Prep Batch: 697227**

Analyte	Spike Added	LCS Result	LCS Qualifier	Unit	D	%Rec	%Rec Limits
Benzo[a]anthracene	32.0	30.1		ug/L		94	70 - 121
Benzo[a]pyrene	32.0	28.5		ug/L		89	60 - 123
Benzo[b]fluoranthene	32.0	28.5		ug/L		89	66 - 126
Benzo[g,h,i]perylene	32.0	29.1		ug/L		91	66 - 150
Benzo[k]fluoranthene	32.0	28.3		ug/L		89	65 - 124
Chrysene	32.0	29.5		ug/L		92	69 - 120
Dibenz(a,h)anthracene	32.0	29.4		ug/L		92	65 - 135
Fluoranthene	32.0	29.6		ug/L		92	69 - 126
Fluorene	32.0	29.1		ug/L		91	66 - 120
Indeno[1,2,3-cd]pyrene	32.0	29.7		ug/L		93	69 - 146
Naphthalene	32.0	26.8		ug/L		84	57 - 120
Phenanthrene	32.0	30.5		ug/L		95	68 - 120
Pyrene	32.0	32.3		ug/L		101	70 - 125

Surrogate	*LCS %Recovery*	*LCS Qualifier*	*Limits*
2-Fluorobiphenyl (Surr)	*94*		*48 - 120*
Nitrobenzene-d5 (Surr)	*87*		*46 - 120*
p-Terphenyl-d14 (Surr)	*89*		*60 - 148*

Lab Sample ID: 480-216192-4 MS **Client Sample ID: LTMW-04-MS-0124**
Matrix: Water **Prep Type: Total/NA**
Analysis Batch: 697309 **Prep Batch: 697227**

Analyte	Sample Result	Sample Qualifier	Spike Added	MS Result	MS Qualifier	Unit	D	%Rec	%Rec Limits
Acenaphthene	ND		32.0	27.2		ug/L		85	48 - 120
Acenaphthylene	ND		32.0	27.0		ug/L		84	63 - 120
Anthracene	ND		32.0	27.8		ug/L		87	65 - 122
Benzo[a]anthracene	ND		32.0	24.1		ug/L		75	43 - 124
Benzo[a]pyrene	ND		32.0	21.2		ug/L		66	23 - 125
Benzo[b]fluoranthene	ND		32.0	21.6		ug/L		68	27 - 127
Benzo[g,h,i]perylene	ND		32.0	20.0		ug/L		63	16 - 147
Benzo[k]fluoranthene	ND		32.0	21.1		ug/L		66	20 - 124
Chrysene	ND		32.0	23.6		ug/L		74	44 - 122
Dibenz(a,h)anthracene	ND		32.0	21.0		ug/L		66	16 - 139
Fluoranthene	ND		32.0	26.4		ug/L		82	63 - 129
Fluorene	ND		32.0	27.6		ug/L		86	62 - 120
Indeno[1,2,3-cd]pyrene	ND		32.0	20.7		ug/L		65	16 - 140
Naphthalene	ND		32.0	26.1		ug/L		82	45 - 120
Phenanthrene	ND		32.0	27.0		ug/L		84	65 - 122
Pyrene	ND		32.0	28.4		ug/L		89	58 - 128

Surrogate	*MS %Recovery*	*MS Qualifier*	*Limits*
2-Fluorobiphenyl (Surr)	*90*		*48 - 120*
Nitrobenzene-d5 (Surr)	*85*		*46 - 120*
p-Terphenyl-d14 (Surr)	*61*		*60 - 148*

Method: 8270D - Semivolatile Organic Compounds (GC/MS) (Continued)

Lab Sample ID: 480-216192-4 MSD **Client Sample ID: LTMW-04-MSD-0124**
Matrix: Water **Prep Type: Total/NA**
Analysis Batch: 697309 **Prep Batch: 697227**

Analyte	Sample Result	Sample Qualifier	Spike Added	MSD Result	MSD Qualifier	Unit	D	%Rec	%Rec Limits	RPD	RPD Limit
Acenaphthene	ND		32.0	28.0		ug/L		87	48 - 120	3	24
Acenaphthylene	ND		32.0	27.9		ug/L		87	63 - 120	3	18
Anthracene	ND		32.0	30.3		ug/L		95	65 - 122	8	15
Benzo[a]anthracene	ND		32.0	25.6		ug/L		80	43 - 124	6	15
Benzo[a]pyrene	ND		32.0	22.1		ug/L		69	23 - 125	4	15
Benzo[b]fluoranthene	ND		32.0	22.8		ug/L		71	27 - 127	5	15
Benzo[g,h,i]perylene	ND		32.0	20.4		ug/L		64	16 - 147	2	15
Benzo[k]fluoranthene	ND		32.0	22.0		ug/L		69	20 - 124	4	22
Chrysene	ND		32.0	24.7		ug/L		77	44 - 122	4	15
Dibenz(a,h)anthracene	ND		32.0	21.6		ug/L		67	16 - 139	3	15
Fluoranthene	ND		32.0	28.8		ug/L		90	63 - 129	9	15
Fluorene	ND		32.0	28.5		ug/L		89	62 - 120	3	15
Indeno[1,2,3-cd]pyrene	ND		32.0	21.5		ug/L		67	16 - 140	4	15
Naphthalene	ND		32.0	28.2		ug/L		88	45 - 120	8	29
Phenanthrene	ND		32.0	30.9		ug/L		96	65 - 122	13	15
Pyrene	ND		32.0	29.8		ug/L		93	58 - 128	5	19

Surrogate	*MSD %Recovery*	*MSD Qualifier*	*Limits*
2-Fluorobiphenyl (Surr)	*93*		*48 - 120*
Nitrobenzene-d5 (Surr)	*91*		*46 - 120*
p-Terphenyl-d14 (Surr)	*64*		*60 - 148*

GC/MS VOA

Analysis Batch: 697324

Lab Sample ID	Client Sample ID	Prep Type	Matrix	Method	Prep Batch
480-216192-1	LTMW-01-0124	Total/NA	Water	8260C	
480-216192-2	LTMW-02-0124	Total/NA	Water	8260C	
480-216192-3	LTMW-03-0124	Total/NA	Water	8260C	
480-216192-4	LTMW-04-0124	Total/NA	Water	8260C	
480-216192-5	LTMW-05-0124	Total/NA	Water	8260C	
480-216192-6	LTMW-06A-0124	Total/NA	Water	8260C	
480-216192-7	LTMW-12-0124	Total/NA	Water	8260C	
480-216192-8	LTMW-13-0124	Total/NA	Water	8260C	
480-216192-9	LTMW-14-0124	Total/NA	Water	8260C	
480-216192-10	LTMW-15-0124	Total/NA	Water	8260C	
480-216192-11	ORS-0124	Total/NA	Water	8260C	
480-216192-12	MH-1-0124	Total/NA	Water	8260C	
480-216192-13	Field Duplicate-0124	Total/NA	Water	8260C	
480-216192-14	Trip Blank	Total/NA	Water	8260C	
MB 480-697324/8	Method Blank	Total/NA	Water	8260C	
LCS 480-697324/6	Lab Control Sample	Total/NA	Water	8260C	
480-216192-4 MS	LTMW-04-MS-0124	Total/NA	Water	8260C	
480-216192-4 MSD	LTMW-04-MSD-0124	Total/NA	Water	8260C	

GC/MS Semi VOA

Prep Batch: 697227

Lab Sample ID	Client Sample ID	Prep Type	Matrix	Method	Prep Batch
480-216192-1	LTMW-01-0124	Total/NA	Water	3510C	
480-216192-2	LTMW-02-0124	Total/NA	Water	3510C	
480-216192-3	LTMW-03-0124	Total/NA	Water	3510C	
480-216192-4	LTMW-04-0124	Total/NA	Water	3510C	
480-216192-5	LTMW-05-0124	Total/NA	Water	3510C	
480-216192-6	LTMW-06A-0124	Total/NA	Water	3510C	
480-216192-7	LTMW-12-0124	Total/NA	Water	3510C	
480-216192-8	LTMW-13-0124	Total/NA	Water	3510C	
480-216192-9	LTMW-14-0124	Total/NA	Water	3510C	
480-216192-10	LTMW-15-0124	Total/NA	Water	3510C	
480-216192-11	ORS-0124	Total/NA	Water	3510C	
480-216192-12	MH-1-0124	Total/NA	Water	3510C	
480-216192-13	Field Duplicate-0124	Total/NA	Water	3510C	
MB 480-697227/1-A	Method Blank	Total/NA	Water	3510C	
LCS 480-697227/2-A	Lab Control Sample	Total/NA	Water	3510C	
480-216192-4 MS	LTMW-04-MS-0124	Total/NA	Water	3510C	
480-216192-4 MSD	LTMW-04-MSD-0124	Total/NA	Water	3510C	

Analysis Batch: 697309

Lab Sample ID	Client Sample ID	Prep Type	Matrix	Method	Prep Batch
480-216192-1	LTMW-01-0124	Total/NA	Water	8270D	697227
480-216192-2	LTMW-02-0124	Total/NA	Water	8270D	697227
480-216192-3	LTMW-03-0124	Total/NA	Water	8270D	697227
480-216192-4	LTMW-04-0124	Total/NA	Water	8270D	697227
480-216192-5	LTMW-05-0124	Total/NA	Water	8270D	697227
480-216192-6	LTMW-06A-0124	Total/NA	Water	8270D	697227
480-216192-7	LTMW-12-0124	Total/NA	Water	8270D	697227
480-216192-8	LTMW-13-0124	Total/NA	Water	8270D	697227
480-216192-9	LTMW-14-0124	Total/NA	Water	8270D	697227

GC/MS Semi VOA (Continued)

Analysis Batch: 697309 (Continued)

Lab Sample ID	Client Sample ID	Prep Type	Matrix	Method	Prep Batch
480-216192-10	LTMW-15-0124	Total/NA	Water	8270D	697227
480-216192-11	ORS-0124	Total/NA	Water	8270D	697227
480-216192-12	MH-1-0124	Total/NA	Water	8270D	697227
480-216192-13	Field Duplicate-0124	Total/NA	Water	8270D	697227
MB 480-697227/1-A	Method Blank	Total/NA	Water	8270D	697227
LCS 480-697227/2-A	Lab Control Sample	Total/NA	Water	8270D	697227
480-216192-4 MS	LTMW-04-MS-0124	Total/NA	Water	8270D	697227
480-216192-4 MSD	LTMW-04-MSD-0124	Total/NA	Water	8270D	697227

Lab Chronicle

Client Sample ID: LTMW-01-0124
Lab Sample ID: 480-216192-1
Date Collected: 01/04/24 13:35
Matrix: Water
Date Received: 01/05/24 09:30

Prep Type	Batch Type	Batch Method	Run	Dilution Factor	Batch Number	Analyst	Lab	Prepared or Analyzed
Total/NA	Analysis	8260C		1	697324	AXK	EET BUF	01/08/24 12:57
Total/NA	Prep	3510C			697227	LSC	EET BUF	01/05/24 14:20
Total/NA	Analysis	8270D		1	697309	EMD	EET BUF	01/09/24 19:02

Client Sample ID: LTMW-02-0124
Lab Sample ID: 480-216192-2
Date Collected: 01/04/24 13:15
Matrix: Water
Date Received: 01/05/24 09:30

Prep Type	Batch Type	Batch Method	Run	Dilution Factor	Batch Number	Analyst	Lab	Prepared or Analyzed
Total/NA	Analysis	8260C		1	697324	AXK	EET BUF	01/08/24 13:19
Total/NA	Prep	3510C			697227	LSC	EET BUF	01/05/24 14:20
Total/NA	Analysis	8270D		1	697309	EMD	EET BUF	01/09/24 19:29

Client Sample ID: LTMW-03-0124
Lab Sample ID: 480-216192-3
Date Collected: 01/04/24 12:30
Matrix: Water
Date Received: 01/05/24 09:30

Prep Type	Batch Type	Batch Method	Run	Dilution Factor	Batch Number	Analyst	Lab	Prepared or Analyzed
Total/NA	Analysis	8260C		1	697324	AXK	EET BUF	01/08/24 13:41
Total/NA	Prep	3510C			697227	LSC	EET BUF	01/05/24 14:20
Total/NA	Analysis	8270D		1	697309	EMD	EET BUF	01/09/24 19:57

Client Sample ID: LTMW-04-0124
Lab Sample ID: 480-216192-4
Date Collected: 01/04/24 11:40
Matrix: Water
Date Received: 01/05/24 09:30

Prep Type	Batch Type	Batch Method	Run	Dilution Factor	Batch Number	Analyst	Lab	Prepared or Analyzed
Total/NA	Analysis	8260C		1	697324	AXK	EET BUF	01/08/24 14:03
Total/NA	Prep	3510C			697227	LSC	EET BUF	01/05/24 14:20
Total/NA	Analysis	8270D		1	697309	EMD	EET BUF	01/09/24 18:34

Client Sample ID: LTMW-05-0124
Lab Sample ID: 480-216192-5
Date Collected: 01/04/24 10:50
Matrix: Water
Date Received: 01/05/24 09:30

Prep Type	Batch Type	Batch Method	Run	Dilution Factor	Batch Number	Analyst	Lab	Prepared or Analyzed
Total/NA	Analysis	8260C		1	697324	AXK	EET BUF	01/08/24 14:26
Total/NA	Prep	3510C			697227	LSC	EET BUF	01/05/24 14:20
Total/NA	Analysis	8270D		1	697309	EMD	EET BUF	01/09/24 20:25

Client Sample ID: LTMW-06A-0124
Lab Sample ID: 480-216192-6
Date Collected: 01/04/24 11:50
Matrix: Water
Date Received: 01/05/24 09:30

Prep Type	Batch Type	Batch Method	Run	Dilution Factor	Batch Number	Analyst	Lab	Prepared or Analyzed
Total/NA	Analysis	8260C		1	697324	AXK	EET BUF	01/08/24 14:48

Lab Chronicle

Client Sample ID: LTMW-06A-0124
Lab Sample ID: 480-216192-6
Date Collected: 01/04/24 11:50
Matrix: Water
Date Received: 01/05/24 09:30

Prep Type	Batch Type	Batch Method	Run	Dilution Factor	Batch Number	Analyst	Lab	Prepared or Analyzed
Total/NA	Prep	3510C			697227	LSC	EET BUF	01/05/24 14:20
Total/NA	Analysis	8270D		1	697309	EMD	EET BUF	01/09/24 20:53

Client Sample ID: LTMW-12-0124
Lab Sample ID: 480-216192-7
Date Collected: 01/04/24 13:00
Matrix: Water
Date Received: 01/05/24 09:30

Prep Type	Batch Type	Batch Method	Run	Dilution Factor	Batch Number	Analyst	Lab	Prepared or Analyzed
Total/NA	Analysis	8260C		1	697324	AXK	EET BUF	01/08/24 15:10
Total/NA	Prep	3510C			697227	LSC	EET BUF	01/05/24 14:20
Total/NA	Analysis	8270D		1	697309	EMD	EET BUF	01/09/24 21:21

Client Sample ID: LTMW-13-0124
Lab Sample ID: 480-216192-8
Date Collected: 01/04/24 13:40
Matrix: Water
Date Received: 01/05/24 09:30

Prep Type	Batch Type	Batch Method	Run	Dilution Factor	Batch Number	Analyst	Lab	Prepared or Analyzed
Total/NA	Analysis	8260C		1	697324	AXK	EET BUF	01/08/24 15:32
Total/NA	Prep	3510C			697227	LSC	EET BUF	01/05/24 14:20
Total/NA	Analysis	8270D		1	697309	EMD	EET BUF	01/09/24 21:49

Client Sample ID: LTMW-14-0124
Lab Sample ID: 480-216192-9
Date Collected: 01/04/24 12:35
Matrix: Water
Date Received: 01/05/24 09:30

Prep Type	Batch Type	Batch Method	Run	Dilution Factor	Batch Number	Analyst	Lab	Prepared or Analyzed
Total/NA	Analysis	8260C		1	697324	AXK	EET BUF	01/08/24 15:54
Total/NA	Prep	3510C			697227	LSC	EET BUF	01/05/24 14:20
Total/NA	Analysis	8270D		1	697309	EMD	EET BUF	01/09/24 22:16

Client Sample ID: LTMW-15-0124
Lab Sample ID: 480-216192-10
Date Collected: 01/04/24 11:05
Matrix: Water
Date Received: 01/05/24 09:30

Prep Type	Batch Type	Batch Method	Run	Dilution Factor	Batch Number	Analyst	Lab	Prepared or Analyzed
Total/NA	Analysis	8260C		1	697324	AXK	EET BUF	01/08/24 16:16
Total/NA	Prep	3510C			697227	LSC	EET BUF	01/05/24 14:20
Total/NA	Analysis	8270D		1	697309	EMD	EET BUF	01/09/24 22:44

Client Sample ID: ORS-0124
Lab Sample ID: 480-216192-11
Date Collected: 01/04/24 13:30
Matrix: Water
Date Received: 01/05/24 09:30

Prep Type	Batch Type	Batch Method	Run	Dilution Factor	Batch Number	Analyst	Lab	Prepared or Analyzed
Total/NA	Analysis	8260C		1	697324	AXK	EET BUF	01/08/24 16:38
Total/NA	Prep	3510C			697227	LSC	EET BUF	01/05/24 14:20
Total/NA	Analysis	8270D		1	697309	EMD	EET BUF	01/09/24 23:12

Lab Chronicle

Client Sample ID: MH-1-0124
Lab Sample ID: 480-216192-12
Date Collected: 01/04/24 10:20
Matrix: Water
Date Received: 01/05/24 09:30

Prep Type	Batch Type	Batch Method	Run	Dilution Factor	Batch Number	Analyst	Lab	Prepared or Analyzed
Total/NA	Analysis	8260C		1	697324	AXK	EET BUF	01/08/24 17:00
Total/NA	Prep	3510C			697227	LSC	EET BUF	01/05/24 14:20
Total/NA	Analysis	8270D		1	697309	EMD	EET BUF	01/09/24 23:40

Client Sample ID: Field Duplicate-0124
Lab Sample ID: 480-216192-13
Date Collected: 01/04/24 00:00
Matrix: Water
Date Received: 01/05/24 09:30

Prep Type	Batch Type	Batch Method	Run	Dilution Factor	Batch Number	Analyst	Lab	Prepared or Analyzed
Total/NA	Analysis	8260C		1	697324	AXK	EET BUF	01/08/24 17:22
Total/NA	Prep	3510C			697227	LSC	EET BUF	01/05/24 14:20
Total/NA	Analysis	8270D		1	697309	EMD	EET BUF	01/10/24 00:07

Client Sample ID: Trip Blank
Lab Sample ID: 480-216192-14
Date Collected: 01/04/24 00:00
Matrix: Water
Date Received: 01/05/24 09:30

Prep Type	Batch Type	Batch Method	Run	Dilution Factor	Batch Number	Analyst	Lab	Prepared or Analyzed
Total/NA	Analysis	8260C		1	697324	AXK	EET BUF	01/08/24 17:44

Laboratory References:

EET BUF = Eurofins Buffalo, 10 Hazelwood Drive, Amherst, NY 14228-2298, TEL (716)691-2600

Accreditation/Certification Summary

Client: Groundwater & Environmental Services Inc | Job ID: 480-216192-1

Laboratory: Eurofins Buffalo

Unless otherwise noted, all analytes for this laboratory were covered under each accreditation/certification below.

Authority	Program	Identification Number	Expiration Date
New York	NELAP	10026	03-31-24

The following analytes are included in this report, but the laboratory is not certified by the governing authority. This list may include analytes for which the agency does not offer certification.

Analysis Method	Prep Method	Matrix	Analyte
8260C		Water	Total BTEX

Method Summary

Client: Groundwater & Environmental Services Inc

Job ID: 480-216192-1

Method	Method Description	Protocol	Laboratory
8260C	Volatile Organic Compounds by GC/MS	SW846	EET BUF
8270D	Semivolatile Organic Compounds (GC/MS)	SW846	EET BUF
3510C	Liquid-Liquid Extraction (Separatory Funnel)	SW846	EET BUF
5030C	Purge and Trap	SW846	EET BUF

Protocol References:

SW846 = "Test Methods For Evaluating Solid Waste, Physical/Chemical Methods", Third Edition, November 1986 And Its Updates.

Laboratory References:

EET BUF = Eurofins Buffalo, 10 Hazelwood Drive, Amherst, NY 14228-2298, TEL (716)691-2600

Sample Summary

Client: Groundwater & Environmental Services Inc
Job ID: 480-216192-1
Project/Site:

Lab Sample ID	Client Sample ID	Matrix	Collected	Received
480-216192-1	LTMW-01-0124	Water	01/04/24 13:35	01/05/24 09:30
480-216192-2	LTMW-02-0124	Water	01/04/24 13:15	01/05/24 09:30
480-216192-3	LTMW-03-0124	Water	01/04/24 12:30	01/05/24 09:30
480-216192-4	LTMW-04-0124	Water	01/04/24 11:40	01/05/24 09:30
480-216192-5	LTMW-05-0124	Water	01/04/24 10:50	01/05/24 09:30
480-216192-6	LTMW-06A-0124	Water	01/04/24 11:50	01/05/24 09:30
480-216192-7	LTMW-12-0124	Water	01/04/24 13:00	01/05/24 09:30
480-216192-8	LTMW-13-0124	Water	01/04/24 13:40	01/05/24 09:30
480-216192-9	LTMW-14-0124	Water	01/04/24 12:35	01/05/24 09:30
480-216192-10	LTMW-15-0124	Water	01/04/24 11:05	01/05/24 09:30
480-216192-11	ORS-0124	Water	01/04/24 13:30	01/05/24 09:30
480-216192-12	MH-1-0124	Water	01/04/24 10:20	01/05/24 09:30
480-216192-13	Field Duplicate-0124	Water	01/04/24 00:00	01/05/24 09:30
480-216192-14	Trip Blank	Water	01/04/24 00:00	01/05/24 09:30

10 Hazelwood Drive
Amherst, NY 14228-2298
Phone (716) 691-2600 Phone (716) 691-7991

Chain of Custody Record

eurofins | Environment Testing

Syracuse

#225

Client Information	Sampler:	Lab PM: Beninati, John	Carrier Tracking No(s):	COC No: 480-191357-40192.1
Client Contact: Tim Beaumont	Phone: 315 877 1366	E-Mail: John.Beninati@et.eurofinsus.com	State of Origin:	Page: Page 1 of 2
Company: Groundwater & Environmental Services Inc	PWSID:			Job #:
Address: 6780 Northern Boulevard Suite 100	Due Date Requested:			
City: East Syracuse	TAT Requested (days):			
State, Zip: NY, 13057	Compliance Project: Δ Yes Δ No			
Phone:	PO #: 0603400-120788-221-1106			
Email: tbeaumont@gesonline.com	WO #:			
Project Name: Saratoga Main Site GW Wells -- Quarterly Event Desc: Saratoga	Project #: 48027231			
Site: Saratoga Quarterly Main Site GWS Wells	SSOW#:			

Analysis Requested

Preservation Codes:

A - HCL, B - NaOH, C - Zn Acetate, D - Nitric Acid, E - NaHSO4, F - MeOH, G - Amchlor, H - Ascorbic Acid, I - Ice, J - DI Water, K - EDTA, L - EDA, M - Hexane, N - None, O - AsNaO2, P - Na2O4S, Q - Na2SO3, R - Na2S2O3, S - H2SO4, T - TSP Dodecahydrate, U - Acetone, V - MCAA, W - pH 4-5, Y - Trizma, Z - other (specify)

Other:

Sample Identification	Sample Date	Sample Time	Sample Type (C=Comp, G=grab)	Matrix (W=water, S=solid, O=waste/oil, BT=Tissue, A=Air)	Field Filtered Sample (Yes or No)	Perform MS/MSD (Yes or No)	8270D - PAH Semivolatiles	8260C - BTEX - 8260	Total Number of containers	Special Instructions/Note:
			Preservation Code:				N	A		
LTMW-01-0124	1/4/24	13:35	G	Water			2	3	5	
LTMW-02-0124		13:15		Water			2	3	5	
LTMW-03-0124		12:30		Water			2	3	5	
LTMW-04-0124		11:40		Water			2	3	5	
LTMW-04-MS-0124		11:40		Water			2	3	5	
LTMW-04-MSD-0124		11:40		Water			2	3	5	
LTMW-05-0124		10:50		Water			2	3	5	
LTMW-06A-0124		11:50		Water			2	3	5	
LTMW-12-0124		13:00		Water			2	3	5	
LTMW-13-0124		13:40		Water			2	3	5	
LTMW-14-0124		12:35		Water			2	3	5	

480-216192 Chain of Custody

Possible Hazard Identification

☐ Non-Hazard ☐ Flammable ☐ Skin Irritant ☐ Poison B ☐ Unknown ☐ Radiological

Sample Disposal (A fee may be assessed if samples are retained longer than 1 month)

☐ Return To Client ☐ Disposal By Lab ☐ Archive For _____ Months

Deliverable Requested: I, II, III, IV, Other (specify) CAT B DELIVERABLE

Special Instructions/QC Requirements:

Empty Kit Relinquished by:	Date:	Time:	Method of Shipment:
Relinquished by:	Date/Time: 1/4/24 1642	Company GES	Received by:	Date/Time: 1-4-24, 1642	Company
Relinquished by:	Date/Time: 1-4-24, 1900	Company	Received by:	Date/Time: 1/5/24 930	Company TVT
Relinquished by:	Date/Time:	Company	Received by:	Date/Time:	Company

Custody Seals Intact: Δ Yes Δ No | Custody Seal No.:

Cooler Temperature(s) °C and Other Remarks: 2 | 2.6 # ICE

Ver: 01/16/2019

1/11/2024

10 Hazelwood Drive
Amherst, NY 14228-2298
Phone (716) 691-2600 Phone (716) 691-7991

Chain of Custody Record

eurofins | Environment Testing

Syracuse #225

Client Information	Sampler:	Lab PM: Beninati, John	Carrier Tracking No(s):	COC No: 480-191357-40192.2
Client Contact: Tim Beaumont	Phone:	E-Mail: John.Beninati@et.eurofinsus.com	State of Origin:	Page: Page 2 of 2
Company: Groundwater & Environmental Services Inc	PWSID:			Job #:
Address: 6780 Northern Boulevard Suite 100	Due Date Requested:			
City: East Syracuse	TAT Requested (days):			
State, Zip: NY, 13057	Compliance Project: Δ Yes Δ No			
Phone:	PO #: 0603400-120788-221-1106			
Email: tbeaumont@gesonline.com	WO #:			
Project Name: Saratoga Main Site GW Wells -- Quarterly Event Desc: Saratoga	Project #: 48027231			
Site: Saratoga Quarterly Main Site GWS Wells	SSOW#:			

Analysis Requested

Preservation Codes:

A - HCL, B - NaOH, C - Zn Acetate, D - Nitric Acid, E - NaHSO4, F - MeOH, G - Amchlor, H - Ascorbic Acid, I - Ice, J - DI Water, K - EDTA, L - EDA, M - Hexane, N - None, O - AsNaO2, P - Na2O4S, Q - Na2SO3, R - Na2S2O3, S - H2SO4, T - TSP Dodecahydrate, U - Acetone, V - MCAA, W - pH 4-5, Y - Trizma, Z - other (specify)

Other:

Sample Identification	Sample Date	Sample Time	Sample Type (C=comp, G=grab)	Matrix (W=water, S=solid, O=waste/oil, BT=Tissue, A=Air)	Field Filtered Sample (Yes or No)	Perform MS/MSD (Yes or No)	8270D - PAH Semivolatiles	8260C - BTEX - 8260	Total Number of containers	Special Instructions/Note:
			Preservation Code:				N	A		
LTMW-15-0124		1105	G	Water			2	3	5	
ORS-0124		13:30		Water			2	3	5	
MH-1-0124		1025		Water			2	3	5	
Field Duplicate-0124				Water			2	3	5	
Trip Blank				Water				2	2	

RC 1-4-24

Possible Hazard Identification

☐ Non-Hazard ☐ Flammable ☐ Skin Irritant ☐ Poison B ☐ Unknown ☐ Radiological

Sample Disposal (A fee may be assessed if samples are retained longer than 1 month)

☐ Return To Client ☐ Disposal By Lab ☐ Archive For _____ Months

Deliverable Requested: I, II, III, IV, Other (specify) CAT B DELIVERABLE

Special Instructions/QC Requirements:

Empty Kit Relinquished by:	Date:	Time:	Method of Shipment:
Relinquished by:	Date/Time: 1-4-24, 1642	Company: GES	Received by:	Date/Time: 1-4-24, 1642	Company: Esp
Relinquished by:	Date/Time: 1-4-24, 1900	Company: Esp	Received by:	Date/Time: 1/5/24 930	Company: TA
Relinquished by:	Date/Time:	Company:	Received by:	Date/Time:	Company:

Custody Seals Intact: Δ Yes Δ No	Custody Seal No.:	Cooler Temperature(s) °C and Other Remarks:

Ver: 01/16/2019

1/11/2024

10 Hazelwood Drive
Amherst, NY 14228-2298
Phone (716) 691-2600 Phone (716) 691-7991

Chain of Custody Record

eurofins | Environment Testing

Syracuse

#225

Client Information	Sampler:	Lab PM: Beninati, John	Carrier Tracking No(s):	COC No: 480-191357-40192.1
Client Contact: Tim Beaumont	Phone: 315 877 1366	E-Mail: John.Beninati@et.eurofinsus.com	State of Origin:	Page: Page 1 of 2
Company: Groundwater & Environmental Services Inc	PWSID:			Job #:
Address: 6780 Northern Boulevard Suite 100	Due Date Requested:			
City: East Syracuse	TAT Requested (days):			
State, Zip: NY, 13057	Compliance Project: Δ Yes Δ No			
Phone:	PO #: 0603400-120788-221-1106			
Email: tbeaumont@gesonline.com	WO #:			
Project Name: Saratoga Main Site GW Wells -- Quarterly Event Desc: Saratoga	Project #: 48027231			
Site: Saratoga Quarterly Main Site GWS Wells	SSOW#:			

Analysis Requested

Preservation Codes:

A - HCL, B - NaOH, C - Zn Acetate, D - Nitric Acid, E - NaHSO4, F - MeOH, G - Amchlor, H - Ascorbic Acid, I - Ice, J - DI Water, K - EDTA, L - EDA, M - Hexane, N - None, O - AsNaO2, P - Na2O4S, Q - Na2SO3, R - Na2S2O3, S - H2SO4, T - TSP Dodecahydrate, U - Acetone, V - MCAA, W - pH 4-5, Y - Trizma, Z - other (specify)

Other:

Sample Identification	Sample Date	Sample Time	Sample Type (C=comp, G=grab)	Matrix (W=water, S=solid, O=waste/oil, BT=Tissue, A=Air)	Field Filtered Sample (Yes or No)	Perform MS/MSD (Yes or No)	8270D - PAH Semivolatiles	8260C - BTEX - 8260	Total Number of containers	Special Instructions/Note:
Preservation Code:							N	A		
LTMW-01-0124	1/4/24	13:35	G	Water			2	3	5	
LTMW-02-0124		13:15		Water			2	3	5	
LTMW-03-0124		12:30		Water			2	3	5	
LTMW-04-0124		11:40		Water			2	3	5	
LTMW-04-MS-0124		11:40		Water			2	3	5	
LTMW-04-MSD-0124		11:40		Water			2	3	5	
LTMW-05-0124		10:50		Water			2	3	5	
LTMW-06A-0124		11:50		Water			2	3	5	
LTMW-12-0124		13:00		Water			2	3	5	
LTMW-13-0124		13:40		Water			2	3	5	
LTMW-14-0124		12:35		Water			2	3	5	

480-216192 Chain of Custody

Possible Hazard Identification

☐ Non-Hazard ☐ Flammable ☐ Skin Irritant ☐ Poison B ☐ Unknown ☐ Radiological

Sample Disposal (A fee may be assessed if samples are retained longer than 1 month)

☐ Return To Client ☐ Disposal By Lab ☐ Archive For _____ Months

Deliverable Requested: I, II, III, IV, Other (specify) CAT B DELIVERABLE

Special Instructions/QC Requirements:

Empty Kit Relinquished by:	Date:	Time:	Method of Shipment:
Relinquished by:	Date/Time: 1/4/24 1642	Company: GES	Received by:	Date/Time: 1-4-24, 1642	Company: Byn
Relinquished by:	Date/Time: 1-4-24, 1900	Company: Byn	Received by:	Date/Time: 1/5/24 930	Company: TVT
Relinquished by:	Date/Time:	Company	Received by:	Date/Time:	Company

Custody Seals Intact: Δ Yes Δ No	Custody Seal No.:	Cooler Temperature(s) °C and Other Remarks: 2|2|6 # IR

Ver: 01/16/2019

1/11/2024

10 Hazelwood Drive
Amherst, NY 14228-2298
Phone (716) 691-2600 Phone (716) 691-7991

Chain of Custody Record

eurofins | Environment Testing

Syracuse #225

Client Information	Sampler:	Lab PM: Beninati, John	Carrier Tracking No(s):	COC No: 480-191357-40192.2
Client Contact: Tim Beaumont	Phone:	E-Mail: John.Beninati@et.eurofinsus.com	State of Origin:	Page: Page 2 of 2
Company: Groundwater & Environmental Services Inc	PWSID:			Job #:
Address: 6780 Northern Boulevard Suite 100	Due Date Requested:			
City: East Syracuse	TAT Requested (days):			
State, Zip: NY, 13057	Compliance Project: Δ Yes Δ No			
Phone:	PO #: 0603400-120788-221-1106			
Email: tbeaumont@gesonline.com	WO #:			
Project Name: Saratoga Main Site GW Wells -- Quarterly Event Desc: Saratoga	Project #: 48027231			
Site: Saratoga Quarterly Main Site GWS Wells	SSOW#:			

Analysis Requested

Preservation Codes:

A - HCL, B - NaOH, C - Zn Acetate, D - Nitric Acid, E - NaHSO4, F - MeOH, G - Amchlor, H - Ascorbic Acid, I - Ice, J - DI Water, K - EDTA, L - EDA, M - Hexane, N - None, O - AsNaO2, P - Na2O4S, Q - Na2SO3, R - Na2S2O3, S - H2SO4, T - TSP Dodecahydrate, U - Acetone, V - MCAA, W - pH 4-5, Y - Trizma, Z - other (specify)

Other:

Sample Identification	Sample Date	Sample Time	Sample Type (C=Comp, G=grab)	Matrix (W=water, S=solid, O=waste/oil, BT=Tissue, A=Air)	Field Filtered Sample (Yes or No)	Perform MS/MSD (Yes or No)	8270D - PAH Semivolatiles	8260C - BTEX - 8260	Total Number of containers	Special Instructions/Note:
Preservation Code:							N	A		
LTMW-15-0124		1105	G	Water			2	3	5	
ORS-0124		1330	|	Water			2	3	5	
MH-1-0124		1025	|	Water			2	3	5	
Field Duplicate-0124			|	Water			2	3	5	
Trip Blank				Water				2	2	

RW 1-4-24

Possible Hazard Identification

☐ Non-Hazard ☐ Flammable ☐ Skin Irritant ☐ Poison B ☐ Unknown ☐ Radiological

Sample Disposal (A fee may be assessed if samples are retained longer than 1 month)

☐ Return To Client ☐ Disposal By Lab ☐ Archive For _____ Months

Deliverable Requested: I, II, III, IV, Other (specify) CAT B DELIVERABLE

Special Instructions/QC Requirements:

Empty Kit Relinquished by:	Date:	Time:	Method of Shipment:
Relinquished by:	Date/Time: 1-4-24, 1642	Company: GES	Received by: RW	Date/Time: 1-4-24, 1642	Company: GES
Relinquished by: RW	Date/Time: 1-4-24, 1900	Company: GES	Received by:	Date/Time: 1/5/24 930	Company: TA
Relinquished by:	Date/Time:	Company:	Received by:	Date/Time:	Company:

Custody Seals Intact: Δ Yes Δ No	Custody Seal No.:	Cooler Temperature(s) °C and Other Remarks:

Ver: 01/16/2019

1/11/2024

Login Sample Receipt Checklist

Client: Groundwater & Environmental Services Inc

Job Number: 480-216192-1

Login Number: 216192
List Number: 1
Creator: Yeager, Brian A

List Source: Eurofins Buffalo

Question	Answer	Comment
Radioactivity either was not measured or, if measured, is at or below background	True	
The cooler's custody seal, if present, is intact.	True	
The cooler or samples do not appear to have been compromised or tampered with.	True	
Samples were received on ice.	True	
Cooler Temperature is acceptable.	True	
Cooler Temperature is recorded.	True	
COC is present.	True	
COC is filled out in ink and legible.	True	
COC is filled out with all pertinent information.	True	
Is the Field Sampler's name present on COC?	True	
There are no discrepancies between the sample IDs on the containers and the COC.	True	
Samples are received within Holding Time (Excluding tests with immediate HTs)..	True	
Sample containers have legible labels.	True	
Containers are not broken or leaking.	True	
Sample collection date/times are provided.	True	
Appropriate sample containers are used.	True	
Sample bottles are completely filled.	True	
Sample Preservation Verified	True	
There is sufficient vol. for all requested analyses, incl. any requested MS/MSDs	True	
VOA sample vials do not have headspace or bubble is <6mm (1/4") in diameter.	True	
If necessary, staff have been informed of any short hold time or quick TAT needs	True	
Multiphasic samples are not present.	True	
Samples do not require splitting or compositing.	True	
Sampling Company provided.	True	GES
Samples received within 48 hours of sampling.	True	
Samples requiring field filtration have been filtered in the field.	True	
Chlorine Residual checked.	N/A	

eurofins | Environment Testing

ANALYTICAL REPORT

PREPARED FOR

Attn: Tim Beaumont
Groundwater & Environmental Services Inc
6780 Northern Boulevard
Suite 100
East Syracuse, New York 13057

Generated 4/26/2024 3:16:34 PM

JOB DESCRIPTION

Saratoga Main Site GW Wells - Quarterly

JOB NUMBER

480-219026-1

Eurofins Buffalo
10 Hazelwood Drive
Amherst NY 14228-2298

See page two for job notes and contact information.

Job Notes

This report may not be reproduced except in full, and with written approval from the laboratory. The results relate only to the samples tested. For questions please contact the Project Manager at the e-mail address or telephone number listed on this page.

The test results in this report relate only to the samples as received by the laboratory and will meet all requirements of the methodology, with any exceptions noted. This report shall not be reproduced except in full, without the express written approval of the laboratory. All questions should be directed to the Eurofins Environment Testing Northeast, LLC Project Manager.

Authorization

Generated
4/26/2024 3:16:34 PM

Authorized for release by
John Beninati, Project Manager I
John.Beninati@et.eurofinsus.com
(716)504-9874

Table of Contents

Cover Page 1
Table of Contents 3
Definitions/Glossary 4
Case Narrative 5
Detection Summary 6
Client Sample Results 7
Surrogate Summary 19
QC Sample Results 21
QC Association Summary 26
Lab Chronicle 28
Certification Summary 31
Method Summary 32
Sample Summary 33
Chain of Custody 34
Receipt Checklists 36

Definitions/Glossary

Client: Groundwater & Environmental Services Inc | Job ID: 480-219026-1

Qualifiers

GC/MS VOA

Qualifier	Qualifier Description
F1	MS and/or MSD recovery exceeds control limits.

GC/MS Semi VOA

Qualifier	Qualifier Description
J	Result is less than the RL but greater than or equal to the MDL and the concentration is an approximate value.
S1-	Surrogate recovery exceeds control limits, low biased.

Glossary

Abbreviation	These commonly used abbreviations may or may not be present in this report.
¤	Listed under the "D" column to designate that the result is reported on a dry weight basis
%R	Percent Recovery
CFL	Contains Free Liquid
CFU	Colony Forming Unit
CNF	Contains No Free Liquid
DER	Duplicate Error Ratio (normalized absolute difference)
Dil Fac	Dilution Factor
DL	Detection Limit (DoD/DOE)
DL, RA, RE, IN	Indicates a Dilution, Re-analysis, Re-extraction, or additional Initial metals/anion analysis of the sample
DLC	Decision Level Concentration (Radiochemistry)
EDL	Estimated Detection Limit (Dioxin)
LOD	Limit of Detection (DoD/DOE)
LOQ	Limit of Quantitation (DoD/DOE)
MCL	EPA recommended "Maximum Contaminant Level"
MDA	Minimum Detectable Activity (Radiochemistry)
MDC	Minimum Detectable Concentration (Radiochemistry)
MDL	Method Detection Limit
ML	Minimum Level (Dioxin)
MPN	Most Probable Number
MQL	Method Quantitation Limit
NC	Not Calculated
ND	Not Detected at the reporting limit (or MDL or EDL if shown)
NEG	Negative / Absent
POS	Positive / Present
PQL	Practical Quantitation Limit
PRES	Presumptive
QC	Quality Control
RER	Relative Error Ratio (Radiochemistry)
RL	Reporting Limit or Requested Limit (Radiochemistry)
RPD	Relative Percent Difference, a measure of the relative difference between two points
TEF	Toxicity Equivalent Factor (Dioxin)
TEQ	Toxicity Equivalent Quotient (Dioxin)
TNTC	Too Numerous To Count

Job ID: 480-219026-1 Eurofins Buffalo

Job Narrative
480-219026-1

Analytical test results meet all requirements of the associated regulatory program listed on the Accreditation/Certification Summary Page unless otherwise noted under the individual analysis. Data qualifiers are applied to indicate exceptions. Noncompliant quality control (QC) is further explained in narrative comments.

- Matrix QC may not be reported if insufficient sample or site-specific QC samples were not submitted. In these situations, to demonstrate precision and accuracy at a batch level, a LCS/LCSD may be performed, unless otherwise specified in the method.
- Surrogate and/or isotope dilution analyte recoveries (if applicable) which are outside of the QC window are confirmed unless attributed to a dilution or otherwise noted in the narrative.

Regulated compliance samples (e.g. SDWA, NPDES) must comply with the associated agency requirements/permits.

Receipt
The samples were received on 4/18/2024 10:30 AM. Unless otherwise noted below, the samples arrived in good condition, and, where required, properly preserved and on ice. The temperatures of the 2 coolers at receipt time were 2.8°C and 3.6°C.

GC/MS VOA
No additional analytical or quality issues were noted, other than those described above or in the Definitions/ Glossary page.

GC/MS Semi VOA
Method 8270D: Surrogate recovery was outside acceptance limits for the following matrix spike duplicate (MSD) sample due to the prep analyst inadvertently skipping the sample when adding the surrogate spike.: LTMW-04-MSD (480-219026-4[MSD]). The parent sample's surrogate recovery and the matrix spike surrogate recovery was within limits, therefor the MSD sample has been qualified and reported.

Method 8270D: Three surrogates are used for this analysis. The laboratory's SOP allows one of these surrogates to be outside acceptance criteria without performing re-extraction/re-analysis. The following samples contained an allowable number of surrogate compounds outside limits: LTMW-06A (480-219026-6), LTMW-12 (480-219026-7), LTMW-14 (480-219026-9), LTMW-15 (480-219026-10), ORS (480-219026-11), MH-1 (480-219026-12) and Field Duplicate (480-219026-13). These results have been reported and qualified.

No additional analytical or quality issues were noted, other than those described above or in the Definitions/ Glossary page.

Detection Summary

Client: Groundwater & Environmental Services Inc | Job ID: 480-219026-1

Client Sample ID: LTMW-01 — Lab Sample ID: 480-219026-1

No Detections.

Client Sample ID: LTMW-02 — Lab Sample ID: 480-219026-2

No Detections.

Client Sample ID: LTMW-03 — Lab Sample ID: 480-219026-3

No Detections.

Client Sample ID: LTMW-04 — Lab Sample ID: 480-219026-4

No Detections.

Client Sample ID: LTMW-05 — Lab Sample ID: 480-219026-5

No Detections.

Client Sample ID: LTMW-06A — Lab Sample ID: 480-219026-6

No Detections.

Client Sample ID: LTMW-12 — Lab Sample ID: 480-219026-7

No Detections.

Client Sample ID: LTMW-13 — Lab Sample ID: 480-219026-8

No Detections.

Client Sample ID: LTMW-14 — Lab Sample ID: 480-219026-9

No Detections.

Client Sample ID: LTMW-15 — Lab Sample ID: 480-219026-10

No Detections.

Client Sample ID: ORS — Lab Sample ID: 480-219026-11

No Detections.

Client Sample ID: MH-1 — Lab Sample ID: 480-219026-12

Analyte	Result	Qualifier	RL	MDL	Unit	Dil Fac	D	Method	Prep Type
Benzene	9.4		1.0	0.41	ug/L	1		8260C	Total/NA
Ethylbenzene	3.8		1.0	0.74	ug/L	1		8260C	Total/NA
Total BTEX	13		2.0	1.0	ug/L	1		8260C	Total/NA
Acenaphthene	7.7		5.0	0.41	ug/L	1		8270D	Total/NA
Acenaphthylene	0.69	J	5.0	0.38	ug/L	1		8270D	Total/NA
Fluoranthene	0.62	J	5.0	0.40	ug/L	1		8270D	Total/NA
Fluorene	1.7	J	5.0	0.36	ug/L	1		8270D	Total/NA
Naphthalene	6.4		5.0	0.76	ug/L	1		8270D	Total/NA
Phenanthrene	1.1	J	5.0	0.44	ug/L	1		8270D	Total/NA
Pyrene	0.87	J	5.0	0.34	ug/L	1		8270D	Total/NA

Client Sample ID: Field Duplicate — Lab Sample ID: 480-219026-13

No Detections.

Client Sample ID: Trip Blank — Lab Sample ID: 480-219026-14

No Detections.

This Detection Summary does not include radiochemical test results.

Eurofins Buffalo

Client Sample ID: LTMW-01
Lab Sample ID: 480-219026-1
Date Collected: 04/17/24 10:30
Matrix: Water
Date Received: 04/18/24 10:30

Method: SW846 8260C - Volatile Organic Compounds by GC/MS

Analyte	Result	Qualifier	RL	MDL	Unit	D	Prepared	Analyzed	Dil Fac
Benzene	ND		1.0	0.41	ug/L			04/19/24 17:39	1
Toluene	ND		1.0	0.51	ug/L			04/19/24 17:39	1
Ethylbenzene	ND		1.0	0.74	ug/L			04/19/24 17:39	1
m-Xylene & p-Xylene	ND		2.0	0.66	ug/L			04/19/24 17:39	1
o-Xylene	ND		1.0	0.76	ug/L			04/19/24 17:39	1
Xylenes, Total	ND		2.0	0.66	ug/L			04/19/24 17:39	1
Total BTEX	ND		2.0	1.0	ug/L			04/19/24 17:39	1

Surrogate	*%Recovery*	*Qualifier*	*Limits*	*Prepared*	*Analyzed*	*Dil Fac*
Toluene-d8 (Surr)	*102*		*80 - 120*		*04/19/24 17:39*	*1*
1,2-Dichloroethane-d4 (Surr)	*101*		*77 - 120*		*04/19/24 17:39*	*1*
4-Bromofluorobenzene (Surr)	*102*		*73 - 120*		*04/19/24 17:39*	*1*
Dibromofluoromethane (Surr)	*104*		*75 - 123*		*04/19/24 17:39*	*1*

Method: SW846 8270D - Semivolatile Organic Compounds (GC/MS)

Analyte	Result	Qualifier	RL	MDL	Unit	D	Prepared	Analyzed	Dil Fac
Acenaphthene	ND		5.0	0.41	ug/L		04/19/24 16:45	04/22/24 22:12	1
Acenaphthylene	ND		5.0	0.38	ug/L		04/19/24 16:45	04/22/24 22:12	1
Anthracene	ND		5.0	0.28	ug/L		04/19/24 16:45	04/22/24 22:12	1
Benzo[a]anthracene	ND		5.0	0.36	ug/L		04/19/24 16:45	04/22/24 22:12	1
Benzo[a]pyrene	ND		5.0	0.47	ug/L		04/19/24 16:45	04/22/24 22:12	1
Benzo[b]fluoranthene	ND		5.0	0.34	ug/L		04/19/24 16:45	04/22/24 22:12	1
Benzo[g,h,i]perylene	ND		5.0	0.35	ug/L		04/19/24 16:45	04/22/24 22:12	1
Benzo[k]fluoranthene	ND		5.0	0.73	ug/L		04/19/24 16:45	04/22/24 22:12	1
Chrysene	ND		5.0	0.33	ug/L		04/19/24 16:45	04/22/24 22:12	1
Dibenz(a,h)anthracene	ND		5.0	0.42	ug/L		04/19/24 16:45	04/22/24 22:12	1
Fluoranthene	ND		5.0	0.40	ug/L		04/19/24 16:45	04/22/24 22:12	1
Fluorene	ND		5.0	0.36	ug/L		04/19/24 16:45	04/22/24 22:12	1
Indeno[1,2,3-cd]pyrene	ND		5.0	0.47	ug/L		04/19/24 16:45	04/22/24 22:12	1
Naphthalene	ND		5.0	0.76	ug/L		04/19/24 16:45	04/22/24 22:12	1
Phenanthrene	ND		5.0	0.44	ug/L		04/19/24 16:45	04/22/24 22:12	1
Pyrene	ND		5.0	0.34	ug/L		04/19/24 16:45	04/22/24 22:12	1

Surrogate	*%Recovery*	*Qualifier*	*Limits*	*Prepared*	*Analyzed*	*Dil Fac*
2-Fluorobiphenyl (Surr)	*92*		*48 - 120*	*04/19/24 16:45*	*04/22/24 22:12*	*1*
Nitrobenzene-d5 (Surr)	*93*		*46 - 120*	*04/19/24 16:45*	*04/22/24 22:12*	*1*
p-Terphenyl-d14 (Surr)	*63*		*60 - 148*	*04/19/24 16:45*	*04/22/24 22:12*	*1*

Client Sample ID: LTMW-02
Lab Sample ID: 480-219026-2
Date Collected: 04/17/24 12:55
Matrix: Water
Date Received: 04/18/24 10:30

Method: SW846 8260C - Volatile Organic Compounds by GC/MS

Analyte	Result	Qualifier	RL	MDL	Unit	D	Prepared	Analyzed	Dil Fac
Benzene	ND		1.0	0.41	ug/L			04/19/24 18:01	1
Toluene	ND		1.0	0.51	ug/L			04/19/24 18:01	1
Ethylbenzene	ND		1.0	0.74	ug/L			04/19/24 18:01	1
m-Xylene & p-Xylene	ND		2.0	0.66	ug/L			04/19/24 18:01	1
o-Xylene	ND		1.0	0.76	ug/L			04/19/24 18:01	1
Xylenes, Total	ND		2.0	0.66	ug/L			04/19/24 18:01	1
Total BTEX	ND		2.0	1.0	ug/L			04/19/24 18:01	1

Client Sample ID: LTMW-02
Lab Sample ID: 480-219026-2
Date Collected: 04/17/24 12:55
Matrix: Water
Date Received: 04/18/24 10:30

Surrogate	%Recovery	Qualifier	Limits	Prepared	Analyzed	Dil Fac
Toluene-d8 (Surr)	99		80 - 120		04/19/24 18:01	1
1,2-Dichloroethane-d4 (Surr)	100		77 - 120		04/19/24 18:01	1
4-Bromofluorobenzene (Surr)	104		73 - 120		04/19/24 18:01	1
Dibromofluoromethane (Surr)	101		75 - 123		04/19/24 18:01	1

Method: SW846 8270D - Semivolatile Organic Compounds (GC/MS)

Analyte	Result	Qualifier	RL	MDL	Unit	D	Prepared	Analyzed	Dil Fac
Acenaphthene	ND		5.0	0.41	ug/L		04/19/24 16:45	04/22/24 22:40	1
Acenaphthylene	ND		5.0	0.38	ug/L		04/19/24 16:45	04/22/24 22:40	1
Anthracene	ND		5.0	0.28	ug/L		04/19/24 16:45	04/22/24 22:40	1
Benzo[a]anthracene	ND		5.0	0.36	ug/L		04/19/24 16:45	04/22/24 22:40	1
Benzo[a]pyrene	ND		5.0	0.47	ug/L		04/19/24 16:45	04/22/24 22:40	1
Benzo[b]fluoranthene	ND		5.0	0.34	ug/L		04/19/24 16:45	04/22/24 22:40	1
Benzo[g,h,i]perylene	ND		5.0	0.35	ug/L		04/19/24 16:45	04/22/24 22:40	1
Benzo[k]fluoranthene	ND		5.0	0.73	ug/L		04/19/24 16:45	04/22/24 22:40	1
Chrysene	ND		5.0	0.33	ug/L		04/19/24 16:45	04/22/24 22:40	1
Dibenz(a,h)anthracene	ND		5.0	0.42	ug/L		04/19/24 16:45	04/22/24 22:40	1
Fluoranthene	ND		5.0	0.40	ug/L		04/19/24 16:45	04/22/24 22:40	1
Fluorene	ND		5.0	0.36	ug/L		04/19/24 16:45	04/22/24 22:40	1
Indeno[1,2,3-cd]pyrene	ND		5.0	0.47	ug/L		04/19/24 16:45	04/22/24 22:40	1
Naphthalene	ND		5.0	0.76	ug/L		04/19/24 16:45	04/22/24 22:40	1
Phenanthrene	ND		5.0	0.44	ug/L		04/19/24 16:45	04/22/24 22:40	1
Pyrene	ND		5.0	0.34	ug/L		04/19/24 16:45	04/22/24 22:40	1

Surrogate	%Recovery	Qualifier	Limits	Prepared	Analyzed	Dil Fac
2-Fluorobiphenyl (Surr)	99		48 - 120	04/19/24 16:45	04/22/24 22:40	1
Nitrobenzene-d5 (Surr)	104		46 - 120	04/19/24 16:45	04/22/24 22:40	1
p-Terphenyl-d14 (Surr)	65		60 - 148	04/19/24 16:45	04/22/24 22:40	1

Client Sample ID: LTMW-03
Lab Sample ID: 480-219026-3
Date Collected: 04/17/24 13:15
Matrix: Water
Date Received: 04/18/24 10:30

Method: SW846 8260C - Volatile Organic Compounds by GC/MS

Analyte	Result	Qualifier	RL	MDL	Unit	D	Prepared	Analyzed	Dil Fac
Benzene	ND		1.0	0.41	ug/L			04/19/24 18:23	1
Toluene	ND		1.0	0.51	ug/L			04/19/24 18:23	1
Ethylbenzene	ND		1.0	0.74	ug/L			04/19/24 18:23	1
m-Xylene & p-Xylene	ND		2.0	0.66	ug/L			04/19/24 18:23	1
o-Xylene	ND		1.0	0.76	ug/L			04/19/24 18:23	1
Xylenes, Total	ND		2.0	0.66	ug/L			04/19/24 18:23	1
Total BTEX	ND		2.0	1.0	ug/L			04/19/24 18:23	1

Surrogate	%Recovery	Qualifier	Limits	Prepared	Analyzed	Dil Fac
Toluene-d8 (Surr)	101		80 - 120		04/19/24 18:23	1
1,2-Dichloroethane-d4 (Surr)	102		77 - 120		04/19/24 18:23	1
4-Bromofluorobenzene (Surr)	106		73 - 120		04/19/24 18:23	1
Dibromofluoromethane (Surr)	103		75 - 123		04/19/24 18:23	1

Method: SW846 8270D - Semivolatile Organic Compounds (GC/MS)

Analyte	Result	Qualifier	RL	MDL	Unit	D	Prepared	Analyzed	Dil Fac
Acenaphthene	ND		5.0	0.41	ug/L		04/19/24 16:45	04/22/24 23:07	1

Client Sample ID: LTMW-03
Date Collected: 04/17/24 13:15
Date Received: 04/18/24 10:30

Lab Sample ID: 480-219026-3
Matrix: Water

Method: SW846 8270D - Semivolatile Organic Compounds (GC/MS) (Continued)

Analyte	Result	Qualifier	RL	MDL	Unit	D	Prepared	Analyzed	Dil Fac
Acenaphthylene	ND		5.0	0.38	ug/L		04/19/24 16:45	04/22/24 23:07	1
Anthracene	ND		5.0	0.28	ug/L		04/19/24 16:45	04/22/24 23:07	1
Benzo[a]anthracene	ND		5.0	0.36	ug/L		04/19/24 16:45	04/22/24 23:07	1
Benzo[a]pyrene	ND		5.0	0.47	ug/L		04/19/24 16:45	04/22/24 23:07	1
Benzo[b]fluoranthene	ND		5.0	0.34	ug/L		04/19/24 16:45	04/22/24 23:07	1
Benzo[g,h,i]perylene	ND		5.0	0.35	ug/L		04/19/24 16:45	04/22/24 23:07	1
Benzo[k]fluoranthene	ND		5.0	0.73	ug/L		04/19/24 16:45	04/22/24 23:07	1
Chrysene	ND		5.0	0.33	ug/L		04/19/24 16:45	04/22/24 23:07	1
Dibenz(a,h)anthracene	ND		5.0	0.42	ug/L		04/19/24 16:45	04/22/24 23:07	1
Fluoranthene	ND		5.0	0.40	ug/L		04/19/24 16:45	04/22/24 23:07	1
Fluorene	ND		5.0	0.36	ug/L		04/19/24 16:45	04/22/24 23:07	1
Indeno[1,2,3-cd]pyrene	ND		5.0	0.47	ug/L		04/19/24 16:45	04/22/24 23:07	1
Naphthalene	ND		5.0	0.76	ug/L		04/19/24 16:45	04/22/24 23:07	1
Phenanthrene	ND		5.0	0.44	ug/L		04/19/24 16:45	04/22/24 23:07	1
Pyrene	ND		5.0	0.34	ug/L		04/19/24 16:45	04/22/24 23:07	1

Surrogate	*%Recovery*	*Qualifier*	*Limits*	*Prepared*	*Analyzed*	*Dil Fac*
2-Fluorobiphenyl (Surr)	*97*		*48 - 120*	*04/19/24 16:45*	*04/22/24 23:07*	*1*
Nitrobenzene-d5 (Surr)	*99*		*46 - 120*	*04/19/24 16:45*	*04/22/24 23:07*	*1*
p-Terphenyl-d14 (Surr)	*67*		*60 - 148*	*04/19/24 16:45*	*04/22/24 23:07*	*1*

Client Sample ID: LTMW-04
Date Collected: 04/17/24 12:30
Date Received: 04/18/24 10:30

Lab Sample ID: 480-219026-4
Matrix: Water

Method: SW846 8260C - Volatile Organic Compounds by GC/MS

Analyte	Result	Qualifier	RL	MDL	Unit	D	Prepared	Analyzed	Dil Fac
Benzene	ND		1.0	0.41	ug/L			04/19/24 18:45	1
Toluene	ND	F1	1.0	0.51	ug/L			04/19/24 18:45	1
Ethylbenzene	ND	F1	1.0	0.74	ug/L			04/19/24 18:45	1
m-Xylene & p-Xylene	ND	F1	2.0	0.66	ug/L			04/19/24 18:45	1
o-Xylene	ND		1.0	0.76	ug/L			04/19/24 18:45	1
Xylenes, Total	ND		2.0	0.66	ug/L			04/19/24 18:45	1
Total BTEX	ND	F1	2.0	1.0	ug/L			04/19/24 18:45	1

Surrogate	*%Recovery*	*Qualifier*	*Limits*	*Prepared*	*Analyzed*	*Dil Fac*
Toluene-d8 (Surr)	*100*		*80 - 120*		*04/19/24 18:45*	*1*
1,2-Dichloroethane-d4 (Surr)	*103*		*77 - 120*		*04/19/24 18:45*	*1*
4-Bromofluorobenzene (Surr)	*105*		*73 - 120*		*04/19/24 18:45*	*1*
Dibromofluoromethane (Surr)	*104*		*75 - 123*		*04/19/24 18:45*	*1*

Method: SW846 8270D - Semivolatile Organic Compounds (GC/MS)

Analyte	Result	Qualifier	RL	MDL	Unit	D	Prepared	Analyzed	Dil Fac
Acenaphthene	ND		5.0	0.41	ug/L		04/19/24 16:45	04/22/24 19:54	1
Acenaphthylene	ND		5.0	0.38	ug/L		04/19/24 16:45	04/22/24 19:54	1
Anthracene	ND		5.0	0.28	ug/L		04/19/24 16:45	04/22/24 19:54	1
Benzo[a]anthracene	ND		5.0	0.36	ug/L		04/19/24 16:45	04/22/24 19:54	1
Benzo[a]pyrene	ND		5.0	0.47	ug/L		04/19/24 16:45	04/22/24 19:54	1
Benzo[b]fluoranthene	ND		5.0	0.34	ug/L		04/19/24 16:45	04/22/24 19:54	1
Benzo[g,h,i]perylene	ND		5.0	0.35	ug/L		04/19/24 16:45	04/22/24 19:54	1
Benzo[k]fluoranthene	ND		5.0	0.73	ug/L		04/19/24 16:45	04/22/24 19:54	1
Chrysene	ND		5.0	0.33	ug/L		04/19/24 16:45	04/22/24 19:54	1

Client Sample ID: LTMW-04
Lab Sample ID: 480-219026-4
Date Collected: 04/17/24 12:30
Matrix: Water
Date Received: 04/18/24 10:30

Method: SW846 8270D - Semivolatile Organic Compounds (GC/MS) (Continued)

Analyte	Result	Qualifier	RL	MDL	Unit	D	Prepared	Analyzed	Dil Fac
Dibenz(a,h)anthracene	ND		5.0	0.42	ug/L		04/19/24 16:45	04/22/24 19:54	1
Fluoranthene	ND		5.0	0.40	ug/L		04/19/24 16:45	04/22/24 19:54	1
Fluorene	ND		5.0	0.36	ug/L		04/19/24 16:45	04/22/24 19:54	1
Indeno[1,2,3-cd]pyrene	ND		5.0	0.47	ug/L		04/19/24 16:45	04/22/24 19:54	1
Naphthalene	ND		5.0	0.76	ug/L		04/19/24 16:45	04/22/24 19:54	1
Phenanthrene	ND		5.0	0.44	ug/L		04/19/24 16:45	04/22/24 19:54	1
Pyrene	ND		5.0	0.34	ug/L		04/19/24 16:45	04/22/24 19:54	1

Surrogate	*%Recovery*	*Qualifier*	*Limits*	*Prepared*	*Analyzed*	*Dil Fac*
2-Fluorobiphenyl (Surr)	*96*		*48 - 120*	*04/19/24 16:45*	*04/22/24 19:54*	*1*
Nitrobenzene-d5 (Surr)	*101*		*46 - 120*	*04/19/24 16:45*	*04/22/24 19:54*	*1*
p-Terphenyl-d14 (Surr)	*85*		*60 - 148*	*04/19/24 16:45*	*04/22/24 19:54*	*1*

Client Sample ID: LTMW-05
Lab Sample ID: 480-219026-5
Date Collected: 04/17/24 12:05
Matrix: Water
Date Received: 04/18/24 10:30

Method: SW846 8260C - Volatile Organic Compounds by GC/MS

Analyte	Result	Qualifier	RL	MDL	Unit	D	Prepared	Analyzed	Dil Fac
Benzene	ND		1.0	0.41	ug/L			04/19/24 19:08	1
Toluene	ND		1.0	0.51	ug/L			04/19/24 19:08	1
Ethylbenzene	ND		1.0	0.74	ug/L			04/19/24 19:08	1
m-Xylene & p-Xylene	ND		2.0	0.66	ug/L			04/19/24 19:08	1
o-Xylene	ND		1.0	0.76	ug/L			04/19/24 19:08	1
Xylenes, Total	ND		2.0	0.66	ug/L			04/19/24 19:08	1
Total BTEX	ND		2.0	1.0	ug/L			04/19/24 19:08	1

Surrogate	*%Recovery*	*Qualifier*	*Limits*	*Prepared*	*Analyzed*	*Dil Fac*
Toluene-d8 (Surr)	*103*		*80 - 120*		*04/19/24 19:08*	*1*
1,2-Dichloroethane-d4 (Surr)	*102*		*77 - 120*		*04/19/24 19:08*	*1*
4-Bromofluorobenzene (Surr)	*105*		*73 - 120*		*04/19/24 19:08*	*1*
Dibromofluoromethane (Surr)	*103*		*75 - 123*		*04/19/24 19:08*	*1*

Method: SW846 8270D - Semivolatile Organic Compounds (GC/MS)

Analyte	Result	Qualifier	RL	MDL	Unit	D	Prepared	Analyzed	Dil Fac
Acenaphthene	ND		5.0	0.41	ug/L		04/19/24 16:45	04/22/24 23:35	1
Acenaphthylene	ND		5.0	0.38	ug/L		04/19/24 16:45	04/22/24 23:35	1
Anthracene	ND		5.0	0.28	ug/L		04/19/24 16:45	04/22/24 23:35	1
Benzo[a]anthracene	ND		5.0	0.36	ug/L		04/19/24 16:45	04/22/24 23:35	1
Benzo[a]pyrene	ND		5.0	0.47	ug/L		04/19/24 16:45	04/22/24 23:35	1
Benzo[b]fluoranthene	ND		5.0	0.34	ug/L		04/19/24 16:45	04/22/24 23:35	1
Benzo[g,h,i]perylene	ND		5.0	0.35	ug/L		04/19/24 16:45	04/22/24 23:35	1
Benzo[k]fluoranthene	ND		5.0	0.73	ug/L		04/19/24 16:45	04/22/24 23:35	1
Chrysene	ND		5.0	0.33	ug/L		04/19/24 16:45	04/22/24 23:35	1
Dibenz(a,h)anthracene	ND		5.0	0.42	ug/L		04/19/24 16:45	04/22/24 23:35	1
Fluoranthene	ND		5.0	0.40	ug/L		04/19/24 16:45	04/22/24 23:35	1
Fluorene	ND		5.0	0.36	ug/L		04/19/24 16:45	04/22/24 23:35	1
Indeno[1,2,3-cd]pyrene	ND		5.0	0.47	ug/L		04/19/24 16:45	04/22/24 23:35	1
Naphthalene	ND		5.0	0.76	ug/L		04/19/24 16:45	04/22/24 23:35	1
Phenanthrene	ND		5.0	0.44	ug/L		04/19/24 16:45	04/22/24 23:35	1
Pyrene	ND		5.0	0.34	ug/L		04/19/24 16:45	04/22/24 23:35	1

Client Sample ID: LTMW-05
Lab Sample ID: 480-219026-5
Date Collected: 04/17/24 12:05
Matrix: Water
Date Received: 04/18/24 10:30

Surrogate	%Recovery	Qualifier	Limits	Prepared	Analyzed	Dil Fac
2-Fluorobiphenyl (Surr)	100		48 - 120	04/19/24 16:45	04/22/24 23:35	1
Nitrobenzene-d5 (Surr)	104		46 - 120	04/19/24 16:45	04/22/24 23:35	1
p-Terphenyl-d14 (Surr)	61		60 - 148	04/19/24 16:45	04/22/24 23:35	1

Client Sample ID: LTMW-06A
Lab Sample ID: 480-219026-6
Date Collected: 04/17/24 11:35
Matrix: Water
Date Received: 04/18/24 10:30

Method: SW846 8260C - Volatile Organic Compounds by GC/MS

Analyte	Result	Qualifier	RL	MDL	Unit	D	Prepared	Analyzed	Dil Fac
Benzene	ND		1.0	0.41	ug/L			04/19/24 19:30	1
Toluene	ND		1.0	0.51	ug/L			04/19/24 19:30	1
Ethylbenzene	ND		1.0	0.74	ug/L			04/19/24 19:30	1
m-Xylene & p-Xylene	ND		2.0	0.66	ug/L			04/19/24 19:30	1
o-Xylene	ND		1.0	0.76	ug/L			04/19/24 19:30	1
Xylenes, Total	ND		2.0	0.66	ug/L			04/19/24 19:30	1
Total BTEX	ND		2.0	1.0	ug/L			04/19/24 19:30	1

Surrogate	%Recovery	Qualifier	Limits	Prepared	Analyzed	Dil Fac
Toluene-d8 (Surr)	101		80 - 120		04/19/24 19:30	1
1,2-Dichloroethane-d4 (Surr)	101		77 - 120		04/19/24 19:30	1
4-Bromofluorobenzene (Surr)	105		73 - 120		04/19/24 19:30	1
Dibromofluoromethane (Surr)	104		75 - 123		04/19/24 19:30	1

Method: SW846 8270D - Semivolatile Organic Compounds (GC/MS)

Analyte	Result	Qualifier	RL	MDL	Unit	D	Prepared	Analyzed	Dil Fac
Acenaphthene	ND		5.0	0.41	ug/L		04/19/24 16:45	04/23/24 00:02	1
Acenaphthylene	ND		5.0	0.38	ug/L		04/19/24 16:45	04/23/24 00:02	1
Anthracene	ND		5.0	0.28	ug/L		04/19/24 16:45	04/23/24 00:02	1
Benzo[a]anthracene	ND		5.0	0.36	ug/L		04/19/24 16:45	04/23/24 00:02	1
Benzo[a]pyrene	ND		5.0	0.47	ug/L		04/19/24 16:45	04/23/24 00:02	1
Benzo[b]fluoranthene	ND		5.0	0.34	ug/L		04/19/24 16:45	04/23/24 00:02	1
Benzo[g,h,i]perylene	ND		5.0	0.35	ug/L		04/19/24 16:45	04/23/24 00:02	1
Benzo[k]fluoranthene	ND		5.0	0.73	ug/L		04/19/24 16:45	04/23/24 00:02	1
Chrysene	ND		5.0	0.33	ug/L		04/19/24 16:45	04/23/24 00:02	1
Dibenz(a,h)anthracene	ND		5.0	0.42	ug/L		04/19/24 16:45	04/23/24 00:02	1
Fluoranthene	ND		5.0	0.40	ug/L		04/19/24 16:45	04/23/24 00:02	1
Fluorene	ND		5.0	0.36	ug/L		04/19/24 16:45	04/23/24 00:02	1
Indeno[1,2,3-cd]pyrene	ND		5.0	0.47	ug/L		04/19/24 16:45	04/23/24 00:02	1
Naphthalene	ND		5.0	0.76	ug/L		04/19/24 16:45	04/23/24 00:02	1
Phenanthrene	ND		5.0	0.44	ug/L		04/19/24 16:45	04/23/24 00:02	1
Pyrene	ND		5.0	0.34	ug/L		04/19/24 16:45	04/23/24 00:02	1

Surrogate	%Recovery	Qualifier	Limits	Prepared	Analyzed	Dil Fac
2-Fluorobiphenyl (Surr)	96		48 - 120	04/19/24 16:45	04/23/24 00:02	1
Nitrobenzene-d5 (Surr)	99		46 - 120	04/19/24 16:45	04/23/24 00:02	1
p-Terphenyl-d14 (Surr)	54	S1-	60 - 148	04/19/24 16:45	04/23/24 00:02	1

Client Sample ID: LTMW-12
Lab Sample ID: 480-219026-7
Date Collected: 04/17/24 08:25
Matrix: Water
Date Received: 04/18/24 10:30

Method: SW846 8260C - Volatile Organic Compounds by GC/MS

Analyte	Result	Qualifier	RL	MDL	Unit	D	Prepared	Analyzed	Dil Fac
Benzene	ND		1.0	0.41	ug/L			04/19/24 19:52	1
Toluene	ND		1.0	0.51	ug/L			04/19/24 19:52	1
Ethylbenzene	ND		1.0	0.74	ug/L			04/19/24 19:52	1
m-Xylene & p-Xylene	ND		2.0	0.66	ug/L			04/19/24 19:52	1
o-Xylene	ND		1.0	0.76	ug/L			04/19/24 19:52	1
Xylenes, Total	ND		2.0	0.66	ug/L			04/19/24 19:52	1
Total BTEX	ND		2.0	1.0	ug/L			04/19/24 19:52	1

Surrogate	*%Recovery*	*Qualifier*	*Limits*	*Prepared*	*Analyzed*	*Dil Fac*
Toluene-d8 (Surr)	*100*		*80 - 120*		*04/19/24 19:52*	*1*
1,2-Dichloroethane-d4 (Surr)	*101*		*77 - 120*		*04/19/24 19:52*	*1*
4-Bromofluorobenzene (Surr)	*104*		*73 - 120*		*04/19/24 19:52*	*1*
Dibromofluoromethane (Surr)	*103*		*75 - 123*		*04/19/24 19:52*	*1*

Method: SW846 8270D - Semivolatile Organic Compounds (GC/MS)

Analyte	Result	Qualifier	RL	MDL	Unit	D	Prepared	Analyzed	Dil Fac
Acenaphthene	ND		5.0	0.41	ug/L		04/19/24 16:45	04/23/24 00:30	1
Acenaphthylene	ND		5.0	0.38	ug/L		04/19/24 16:45	04/23/24 00:30	1
Anthracene	ND		5.0	0.28	ug/L		04/19/24 16:45	04/23/24 00:30	1
Benzo[a]anthracene	ND		5.0	0.36	ug/L		04/19/24 16:45	04/23/24 00:30	1
Benzo[a]pyrene	ND		5.0	0.47	ug/L		04/19/24 16:45	04/23/24 00:30	1
Benzo[b]fluoranthene	ND		5.0	0.34	ug/L		04/19/24 16:45	04/23/24 00:30	1
Benzo[g,h,i]perylene	ND		5.0	0.35	ug/L		04/19/24 16:45	04/23/24 00:30	1
Benzo[k]fluoranthene	ND		5.0	0.73	ug/L		04/19/24 16:45	04/23/24 00:30	1
Chrysene	ND		5.0	0.33	ug/L		04/19/24 16:45	04/23/24 00:30	1
Dibenz(a,h)anthracene	ND		5.0	0.42	ug/L		04/19/24 16:45	04/23/24 00:30	1
Fluoranthene	ND		5.0	0.40	ug/L		04/19/24 16:45	04/23/24 00:30	1
Fluorene	ND		5.0	0.36	ug/L		04/19/24 16:45	04/23/24 00:30	1
Indeno[1,2,3-cd]pyrene	ND		5.0	0.47	ug/L		04/19/24 16:45	04/23/24 00:30	1
Naphthalene	ND		5.0	0.76	ug/L		04/19/24 16:45	04/23/24 00:30	1
Phenanthrene	ND		5.0	0.44	ug/L		04/19/24 16:45	04/23/24 00:30	1
Pyrene	ND		5.0	0.34	ug/L		04/19/24 16:45	04/23/24 00:30	1

Surrogate	*%Recovery*	*Qualifier*	*Limits*	*Prepared*	*Analyzed*	*Dil Fac*
2-Fluorobiphenyl (Surr)	*84*		*48 - 120*	*04/19/24 16:45*	*04/23/24 00:30*	*1*
Nitrobenzene-d5 (Surr)	*86*		*46 - 120*	*04/19/24 16:45*	*04/23/24 00:30*	*1*
p-Terphenyl-d14 (Surr)	*48*	*S1-*	*60 - 148*	*04/19/24 16:45*	*04/23/24 00:30*	*1*

Client Sample ID: LTMW-13
Lab Sample ID: 480-219026-8
Date Collected: 04/17/24 09:00
Matrix: Water
Date Received: 04/18/24 10:30

Method: SW846 8260C - Volatile Organic Compounds by GC/MS

Analyte	Result	Qualifier	RL	MDL	Unit	D	Prepared	Analyzed	Dil Fac
Benzene	ND		1.0	0.41	ug/L			04/19/24 20:14	1
Toluene	ND		1.0	0.51	ug/L			04/19/24 20:14	1
Ethylbenzene	ND		1.0	0.74	ug/L			04/19/24 20:14	1
m-Xylene & p-Xylene	ND		2.0	0.66	ug/L			04/19/24 20:14	1
o-Xylene	ND		1.0	0.76	ug/L			04/19/24 20:14	1
Xylenes, Total	ND		2.0	0.66	ug/L			04/19/24 20:14	1
Total BTEX	ND		2.0	1.0	ug/L			04/19/24 20:14	1

Client Sample ID: LTMW-13
Lab Sample ID: 480-219026-8
Date Collected: 04/17/24 09:00
Matrix: Water
Date Received: 04/18/24 10:30

Surrogate	%Recovery	Qualifier	Limits	Prepared	Analyzed	Dil Fac
Toluene-d8 (Surr)	*101*		*80 - 120*		*04/19/24 20:14*	*1*
1,2-Dichloroethane-d4 (Surr)	*102*		*77 - 120*		*04/19/24 20:14*	*1*
4-Bromofluorobenzene (Surr)	*104*		*73 - 120*		*04/19/24 20:14*	*1*
Dibromofluoromethane (Surr)	*102*		*75 - 123*		*04/19/24 20:14*	*1*

Method: SW846 8270D - Semivolatile Organic Compounds (GC/MS)

Analyte	Result	Qualifier	RL	MDL	Unit	D	Prepared	Analyzed	Dil Fac
Acenaphthene	ND		5.0	0.41	ug/L		04/23/24 14:06	04/24/24 20:56	1
Acenaphthylene	ND		5.0	0.38	ug/L		04/23/24 14:06	04/24/24 20:56	1
Anthracene	ND		5.0	0.28	ug/L		04/23/24 14:06	04/24/24 20:56	1
Benzo[a]anthracene	ND		5.0	0.36	ug/L		04/23/24 14:06	04/24/24 20:56	1
Benzo[a]pyrene	ND		5.0	0.47	ug/L		04/23/24 14:06	04/24/24 20:56	1
Benzo[b]fluoranthene	ND		5.0	0.34	ug/L		04/23/24 14:06	04/24/24 20:56	1
Benzo[g,h,i]perylene	ND		5.0	0.35	ug/L		04/23/24 14:06	04/24/24 20:56	1
Benzo[k]fluoranthene	ND		5.0	0.73	ug/L		04/23/24 14:06	04/24/24 20:56	1
Chrysene	ND		5.0	0.33	ug/L		04/23/24 14:06	04/24/24 20:56	1
Dibenz(a,h)anthracene	ND		5.0	0.42	ug/L		04/23/24 14:06	04/24/24 20:56	1
Fluoranthene	ND		5.0	0.40	ug/L		04/23/24 14:06	04/24/24 20:56	1
Fluorene	ND		5.0	0.36	ug/L		04/23/24 14:06	04/24/24 20:56	1
Indeno[1,2,3-cd]pyrene	ND		5.0	0.47	ug/L		04/23/24 14:06	04/24/24 20:56	1
Naphthalene	ND		5.0	0.76	ug/L		04/23/24 14:06	04/24/24 20:56	1
Phenanthrene	ND		5.0	0.44	ug/L		04/23/24 14:06	04/24/24 20:56	1
Pyrene	ND		5.0	0.34	ug/L		04/23/24 14:06	04/24/24 20:56	1

Surrogate	%Recovery	Qualifier	Limits	Prepared	Analyzed	Dil Fac
2-Fluorobiphenyl (Surr)	*88*		*48 - 120*	*04/23/24 14:06*	*04/24/24 20:56*	*1*
Nitrobenzene-d5 (Surr)	*86*		*46 - 120*	*04/23/24 14:06*	*04/24/24 20:56*	*1*
p-Terphenyl-d14 (Surr)	*80*		*60 - 148*	*04/23/24 14:06*	*04/24/24 20:56*	*1*

Client Sample ID: LTMW-14
Lab Sample ID: 480-219026-9
Date Collected: 04/17/24 09:35
Matrix: Water
Date Received: 04/18/24 10:30

Method: SW846 8260C - Volatile Organic Compounds by GC/MS

Analyte	Result	Qualifier	RL	MDL	Unit	D	Prepared	Analyzed	Dil Fac
Benzene	ND		1.0	0.41	ug/L			04/19/24 20:36	1
Toluene	ND		1.0	0.51	ug/L			04/19/24 20:36	1
Ethylbenzene	ND		1.0	0.74	ug/L			04/19/24 20:36	1
m-Xylene & p-Xylene	ND		2.0	0.66	ug/L			04/19/24 20:36	1
o-Xylene	ND		1.0	0.76	ug/L			04/19/24 20:36	1
Xylenes, Total	ND		2.0	0.66	ug/L			04/19/24 20:36	1
Total BTEX	ND		2.0	1.0	ug/L			04/19/24 20:36	1

Surrogate	%Recovery	Qualifier	Limits	Prepared	Analyzed	Dil Fac
Toluene-d8 (Surr)	*100*		*80 - 120*		*04/19/24 20:36*	*1*
1,2-Dichloroethane-d4 (Surr)	*103*		*77 - 120*		*04/19/24 20:36*	*1*
4-Bromofluorobenzene (Surr)	*104*		*73 - 120*		*04/19/24 20:36*	*1*
Dibromofluoromethane (Surr)	*104*		*75 - 123*		*04/19/24 20:36*	*1*

Method: SW846 8270D - Semivolatile Organic Compounds (GC/MS)

Analyte	Result	Qualifier	RL	MDL	Unit	D	Prepared	Analyzed	Dil Fac
Acenaphthene	ND		5.0	0.41	ug/L		04/19/24 16:45	04/23/24 01:25	1

Client Sample ID: LTMW-14
Lab Sample ID: 480-219026-9
Date Collected: 04/17/24 09:35
Matrix: Water
Date Received: 04/18/24 10:30

Method: SW846 8270D - Semivolatile Organic Compounds (GC/MS) (Continued)

Analyte	Result	Qualifier	RL	MDL	Unit	D	Prepared	Analyzed	Dil Fac
Acenaphthylene	ND		5.0	0.38	ug/L		04/19/24 16:45	04/23/24 01:25	1
Anthracene	ND		5.0	0.28	ug/L		04/19/24 16:45	04/23/24 01:25	1
Benzo[a]anthracene	ND		5.0	0.36	ug/L		04/19/24 16:45	04/23/24 01:25	1
Benzo[a]pyrene	ND		5.0	0.47	ug/L		04/19/24 16:45	04/23/24 01:25	1
Benzo[b]fluoranthene	ND		5.0	0.34	ug/L		04/19/24 16:45	04/23/24 01:25	1
Benzo[g,h,i]perylene	ND		5.0	0.35	ug/L		04/19/24 16:45	04/23/24 01:25	1
Benzo[k]fluoranthene	ND		5.0	0.73	ug/L		04/19/24 16:45	04/23/24 01:25	1
Chrysene	ND		5.0	0.33	ug/L		04/19/24 16:45	04/23/24 01:25	1
Dibenz(a,h)anthracene	ND		5.0	0.42	ug/L		04/19/24 16:45	04/23/24 01:25	1
Fluoranthene	ND		5.0	0.40	ug/L		04/19/24 16:45	04/23/24 01:25	1
Fluorene	ND		5.0	0.36	ug/L		04/19/24 16:45	04/23/24 01:25	1
Indeno[1,2,3-cd]pyrene	ND		5.0	0.47	ug/L		04/19/24 16:45	04/23/24 01:25	1
Naphthalene	ND		5.0	0.76	ug/L		04/19/24 16:45	04/23/24 01:25	1
Phenanthrene	ND		5.0	0.44	ug/L		04/19/24 16:45	04/23/24 01:25	1
Pyrene	ND		5.0	0.34	ug/L		04/19/24 16:45	04/23/24 01:25	1

Surrogate	*%Recovery*	*Qualifier*	*Limits*	*Prepared*	*Analyzed*	*Dil Fac*
2-Fluorobiphenyl (Surr)	*91*		*48 - 120*	*04/19/24 16:45*	*04/23/24 01:25*	*1*
Nitrobenzene-d5 (Surr)	*93*		*46 - 120*	*04/19/24 16:45*	*04/23/24 01:25*	*1*
p-Terphenyl-d14 (Surr)	*57*	*S1-*	*60 - 148*	*04/19/24 16:45*	*04/23/24 01:25*	*1*

Client Sample ID: LTMW-15
Lab Sample ID: 480-219026-10
Date Collected: 04/17/24 10:30
Matrix: Water
Date Received: 04/18/24 10:30

Method: SW846 8260C - Volatile Organic Compounds by GC/MS

Analyte	Result	Qualifier	RL	MDL	Unit	D	Prepared	Analyzed	Dil Fac
Benzene	ND		1.0	0.41	ug/L			04/19/24 20:59	1
Toluene	ND		1.0	0.51	ug/L			04/19/24 20:59	1
Ethylbenzene	ND		1.0	0.74	ug/L			04/19/24 20:59	1
m-Xylene & p-Xylene	ND		2.0	0.66	ug/L			04/19/24 20:59	1
o-Xylene	ND		1.0	0.76	ug/L			04/19/24 20:59	1
Xylenes, Total	ND		2.0	0.66	ug/L			04/19/24 20:59	1
Total BTEX	ND		2.0	1.0	ug/L			04/19/24 20:59	1

Surrogate	*%Recovery*	*Qualifier*	*Limits*	*Prepared*	*Analyzed*	*Dil Fac*
Toluene-d8 (Surr)	*99*		*80 - 120*		*04/19/24 20:59*	*1*
1,2-Dichloroethane-d4 (Surr)	*102*		*77 - 120*		*04/19/24 20:59*	*1*
4-Bromofluorobenzene (Surr)	*104*		*73 - 120*		*04/19/24 20:59*	*1*
Dibromofluoromethane (Surr)	*103*		*75 - 123*		*04/19/24 20:59*	*1*

Method: SW846 8270D - Semivolatile Organic Compounds (GC/MS)

Analyte	Result	Qualifier	RL	MDL	Unit	D	Prepared	Analyzed	Dil Fac
Acenaphthene	ND		5.0	0.41	ug/L		04/19/24 16:45	04/23/24 01:52	1
Acenaphthylene	ND		5.0	0.38	ug/L		04/19/24 16:45	04/23/24 01:52	1
Anthracene	ND		5.0	0.28	ug/L		04/19/24 16:45	04/23/24 01:52	1
Benzo[a]anthracene	ND		5.0	0.36	ug/L		04/19/24 16:45	04/23/24 01:52	1
Benzo[a]pyrene	ND		5.0	0.47	ug/L		04/19/24 16:45	04/23/24 01:52	1
Benzo[b]fluoranthene	ND		5.0	0.34	ug/L		04/19/24 16:45	04/23/24 01:52	1
Benzo[g,h,i]perylene	ND		5.0	0.35	ug/L		04/19/24 16:45	04/23/24 01:52	1
Benzo[k]fluoranthene	ND		5.0	0.73	ug/L		04/19/24 16:45	04/23/24 01:52	1
Chrysene	ND		5.0	0.33	ug/L		04/19/24 16:45	04/23/24 01:52	1

Client Sample ID: LTMW-15
Lab Sample ID: 480-219026-10
Date Collected: 04/17/24 10:30
Matrix: Water
Date Received: 04/18/24 10:30

Method: SW846 8270D - Semivolatile Organic Compounds (GC/MS) (Continued)

Analyte	Result	Qualifier	RL	MDL	Unit	D	Prepared	Analyzed	Dil Fac
Dibenz(a,h)anthracene	ND		5.0	0.42	ug/L		04/19/24 16:45	04/23/24 01:52	1
Fluoranthene	ND		5.0	0.40	ug/L		04/19/24 16:45	04/23/24 01:52	1
Fluorene	ND		5.0	0.36	ug/L		04/19/24 16:45	04/23/24 01:52	1
Indeno[1,2,3-cd]pyrene	ND		5.0	0.47	ug/L		04/19/24 16:45	04/23/24 01:52	1
Naphthalene	ND		5.0	0.76	ug/L		04/19/24 16:45	04/23/24 01:52	1
Phenanthrene	ND		5.0	0.44	ug/L		04/19/24 16:45	04/23/24 01:52	1
Pyrene	ND		5.0	0.34	ug/L		04/19/24 16:45	04/23/24 01:52	1

Surrogate	*%Recovery*	*Qualifier*	*Limits*	*Prepared*	*Analyzed*	*Dil Fac*
2-Fluorobiphenyl (Surr)	*87*		*48 - 120*	*04/19/24 16:45*	*04/23/24 01:52*	*1*
Nitrobenzene-d5 (Surr)	*83*		*46 - 120*	*04/19/24 16:45*	*04/23/24 01:52*	*1*
p-Terphenyl-d14 (Surr)	*57*	*S1-*	*60 - 148*	*04/19/24 16:45*	*04/23/24 01:52*	*1*

Client Sample ID: ORS
Lab Sample ID: 480-219026-11
Date Collected: 04/17/24 07:30
Matrix: Water
Date Received: 04/18/24 10:30

Method: SW846 8260C - Volatile Organic Compounds by GC/MS

Analyte	Result	Qualifier	RL	MDL	Unit	D	Prepared	Analyzed	Dil Fac
Benzene	ND		1.0	0.41	ug/L			04/19/24 21:21	1
Toluene	ND		1.0	0.51	ug/L			04/19/24 21:21	1
Ethylbenzene	ND		1.0	0.74	ug/L			04/19/24 21:21	1
m-Xylene & p-Xylene	ND		2.0	0.66	ug/L			04/19/24 21:21	1
o-Xylene	ND		1.0	0.76	ug/L			04/19/24 21:21	1
Xylenes, Total	ND		2.0	0.66	ug/L			04/19/24 21:21	1
Total BTEX	ND		2.0	1.0	ug/L			04/19/24 21:21	1

Surrogate	*%Recovery*	*Qualifier*	*Limits*	*Prepared*	*Analyzed*	*Dil Fac*
Toluene-d8 (Surr)	*101*		*80 - 120*		*04/19/24 21:21*	*1*
1,2-Dichloroethane-d4 (Surr)	*103*		*77 - 120*		*04/19/24 21:21*	*1*
4-Bromofluorobenzene (Surr)	*104*		*73 - 120*		*04/19/24 21:21*	*1*
Dibromofluoromethane (Surr)	*104*		*75 - 123*		*04/19/24 21:21*	*1*

Method: SW846 8270D - Semivolatile Organic Compounds (GC/MS)

Analyte	Result	Qualifier	RL	MDL	Unit	D	Prepared	Analyzed	Dil Fac
Acenaphthene	ND		5.0	0.41	ug/L		04/19/24 16:45	04/23/24 02:20	1
Acenaphthylene	ND		5.0	0.38	ug/L		04/19/24 16:45	04/23/24 02:20	1
Anthracene	ND		5.0	0.28	ug/L		04/19/24 16:45	04/23/24 02:20	1
Benzo[a]anthracene	ND		5.0	0.36	ug/L		04/19/24 16:45	04/23/24 02:20	1
Benzo[a]pyrene	ND		5.0	0.47	ug/L		04/19/24 16:45	04/23/24 02:20	1
Benzo[b]fluoranthene	ND		5.0	0.34	ug/L		04/19/24 16:45	04/23/24 02:20	1
Benzo[g,h,i]perylene	ND		5.0	0.35	ug/L		04/19/24 16:45	04/23/24 02:20	1
Benzo[k]fluoranthene	ND		5.0	0.73	ug/L		04/19/24 16:45	04/23/24 02:20	1
Chrysene	ND		5.0	0.33	ug/L		04/19/24 16:45	04/23/24 02:20	1
Dibenz(a,h)anthracene	ND		5.0	0.42	ug/L		04/19/24 16:45	04/23/24 02:20	1
Fluoranthene	ND		5.0	0.40	ug/L		04/19/24 16:45	04/23/24 02:20	1
Fluorene	ND		5.0	0.36	ug/L		04/19/24 16:45	04/23/24 02:20	1
Indeno[1,2,3-cd]pyrene	ND		5.0	0.47	ug/L		04/19/24 16:45	04/23/24 02:20	1
Naphthalene	ND		5.0	0.76	ug/L		04/19/24 16:45	04/23/24 02:20	1
Phenanthrene	ND		5.0	0.44	ug/L		04/19/24 16:45	04/23/24 02:20	1
Pyrene	ND		5.0	0.34	ug/L		04/19/24 16:45	04/23/24 02:20	1

Client Sample ID: ORS
Date Collected: 04/17/24 07:30
Date Received: 04/18/24 10:30

Lab Sample ID: 480-219026-11
Matrix: Water

Surrogate	%Recovery	Qualifier	Limits	Prepared	Analyzed	Dil Fac
2-Fluorobiphenyl (Surr)	93		48 - 120	04/19/24 16:45	04/23/24 02:20	1
Nitrobenzene-d5 (Surr)	94		46 - 120	04/19/24 16:45	04/23/24 02:20	1
p-Terphenyl-d14 (Surr)	50	S1-	60 - 148	04/19/24 16:45	04/23/24 02:20	1

Client Sample ID: MH-1
Date Collected: 04/17/24 12:00
Date Received: 04/18/24 10:30

Lab Sample ID: 480-219026-12
Matrix: Water

Method: SW846 8260C - Volatile Organic Compounds by GC/MS

Analyte	Result	Qualifier	RL	MDL	Unit	D	Prepared	Analyzed	Dil Fac
Benzene	**9.4**		1.0	0.41	ug/L			04/19/24 21:43	1
Toluene	ND		1.0	0.51	ug/L			04/19/24 21:43	1
Ethylbenzene	**3.8**		1.0	0.74	ug/L			04/19/24 21:43	1
m-Xylene & p-Xylene	ND		2.0	0.66	ug/L			04/19/24 21:43	1
o-Xylene	ND		1.0	0.76	ug/L			04/19/24 21:43	1
Xylenes, Total	ND		2.0	0.66	ug/L			04/19/24 21:43	1
Total BTEX	**13**		2.0	1.0	ug/L			04/19/24 21:43	1

Surrogate	%Recovery	Qualifier	Limits	Prepared	Analyzed	Dil Fac
Toluene-d8 (Surr)	99		80 - 120		04/19/24 21:43	1
1,2-Dichloroethane-d4 (Surr)	102		77 - 120		04/19/24 21:43	1
4-Bromofluorobenzene (Surr)	104		73 - 120		04/19/24 21:43	1
Dibromofluoromethane (Surr)	102		75 - 123		04/19/24 21:43	1

Method: SW846 8270D - Semivolatile Organic Compounds (GC/MS)

Analyte	Result	Qualifier	RL	MDL	Unit	D	Prepared	Analyzed	Dil Fac
Acenaphthene	**7.7**		5.0	0.41	ug/L		04/19/24 16:45	04/23/24 02:47	1
Acenaphthylene	**0.69**	**J**	5.0	0.38	ug/L		04/19/24 16:45	04/23/24 02:47	1
Anthracene	ND		5.0	0.28	ug/L		04/19/24 16:45	04/23/24 02:47	1
Benzo[a]anthracene	ND		5.0	0.36	ug/L		04/19/24 16:45	04/23/24 02:47	1
Benzo[a]pyrene	ND		5.0	0.47	ug/L		04/19/24 16:45	04/23/24 02:47	1
Benzo[b]fluoranthene	ND		5.0	0.34	ug/L		04/19/24 16:45	04/23/24 02:47	1
Benzo[g,h,i]perylene	ND		5.0	0.35	ug/L		04/19/24 16:45	04/23/24 02:47	1
Benzo[k]fluoranthene	ND		5.0	0.73	ug/L		04/19/24 16:45	04/23/24 02:47	1
Chrysene	ND		5.0	0.33	ug/L		04/19/24 16:45	04/23/24 02:47	1
Dibenz(a,h)anthracene	ND		5.0	0.42	ug/L		04/19/24 16:45	04/23/24 02:47	1
Fluoranthene	**0.62**	**J**	5.0	0.40	ug/L		04/19/24 16:45	04/23/24 02:47	1
Fluorene	**1.7**	**J**	5.0	0.36	ug/L		04/19/24 16:45	04/23/24 02:47	1
Indeno[1,2,3-cd]pyrene	ND		5.0	0.47	ug/L		04/19/24 16:45	04/23/24 02:47	1
Naphthalene	**6.4**		5.0	0.76	ug/L		04/19/24 16:45	04/23/24 02:47	1
Phenanthrene	**1.1**	**J**	5.0	0.44	ug/L		04/19/24 16:45	04/23/24 02:47	1
Pyrene	**0.87**	**J**	5.0	0.34	ug/L		04/19/24 16:45	04/23/24 02:47	1

Surrogate	%Recovery	Qualifier	Limits	Prepared	Analyzed	Dil Fac
2-Fluorobiphenyl (Surr)	88		48 - 120	04/19/24 16:45	04/23/24 02:47	1
Nitrobenzene-d5 (Surr)	87		46 - 120	04/19/24 16:45	04/23/24 02:47	1
p-Terphenyl-d14 (Surr)	59	S1-	60 - 148	04/19/24 16:45	04/23/24 02:47	1

Client Sample ID: Field Duplicate
Lab Sample ID: 480-219026-13
Date Collected: 04/17/24 00:00
Matrix: Water
Date Received: 04/18/24 10:30

Method: SW846 8260C - Volatile Organic Compounds by GC/MS

Analyte	Result	Qualifier	RL	MDL	Unit	D	Prepared	Analyzed	Dil Fac
Benzene	ND		1.0	0.41	ug/L			04/19/24 22:05	1
Toluene	ND		1.0	0.51	ug/L			04/19/24 22:05	1
Ethylbenzene	ND		1.0	0.74	ug/L			04/19/24 22:05	1
m-Xylene & p-Xylene	ND		2.0	0.66	ug/L			04/19/24 22:05	1
o-Xylene	ND		1.0	0.76	ug/L			04/19/24 22:05	1
Xylenes, Total	ND		2.0	0.66	ug/L			04/19/24 22:05	1
Total BTEX	ND		2.0	1.0	ug/L			04/19/24 22:05	1

Surrogate	*%Recovery*	*Qualifier*	*Limits*	*Prepared*	*Analyzed*	*Dil Fac*
Toluene-d8 (Surr)	*99*		*80 - 120*		*04/19/24 22:05*	*1*
1,2-Dichloroethane-d4 (Surr)	*100*		*77 - 120*		*04/19/24 22:05*	*1*
4-Bromofluorobenzene (Surr)	*103*		*73 - 120*		*04/19/24 22:05*	*1*
Dibromofluoromethane (Surr)	*101*		*75 - 123*		*04/19/24 22:05*	*1*

Method: SW846 8270D - Semivolatile Organic Compounds (GC/MS)

Analyte	Result	Qualifier	RL	MDL	Unit	D	Prepared	Analyzed	Dil Fac
Acenaphthene	ND		5.0	0.41	ug/L		04/19/24 16:45	04/23/24 03:15	1
Acenaphthylene	ND		5.0	0.38	ug/L		04/19/24 16:45	04/23/24 03:15	1
Anthracene	ND		5.0	0.28	ug/L		04/19/24 16:45	04/23/24 03:15	1
Benzo[a]anthracene	ND		5.0	0.36	ug/L		04/19/24 16:45	04/23/24 03:15	1
Benzo[a]pyrene	ND		5.0	0.47	ug/L		04/19/24 16:45	04/23/24 03:15	1
Benzo[b]fluoranthene	ND		5.0	0.34	ug/L		04/19/24 16:45	04/23/24 03:15	1
Benzo[g,h,i]perylene	ND		5.0	0.35	ug/L		04/19/24 16:45	04/23/24 03:15	1
Benzo[k]fluoranthene	ND		5.0	0.73	ug/L		04/19/24 16:45	04/23/24 03:15	1
Chrysene	ND		5.0	0.33	ug/L		04/19/24 16:45	04/23/24 03:15	1
Dibenz(a,h)anthracene	ND		5.0	0.42	ug/L		04/19/24 16:45	04/23/24 03:15	1
Fluoranthene	ND		5.0	0.40	ug/L		04/19/24 16:45	04/23/24 03:15	1
Fluorene	ND		5.0	0.36	ug/L		04/19/24 16:45	04/23/24 03:15	1
Indeno[1,2,3-cd]pyrene	ND		5.0	0.47	ug/L		04/19/24 16:45	04/23/24 03:15	1
Naphthalene	ND		5.0	0.76	ug/L		04/19/24 16:45	04/23/24 03:15	1
Phenanthrene	ND		5.0	0.44	ug/L		04/19/24 16:45	04/23/24 03:15	1
Pyrene	ND		5.0	0.34	ug/L		04/19/24 16:45	04/23/24 03:15	1

Surrogate	*%Recovery*	*Qualifier*	*Limits*	*Prepared*	*Analyzed*	*Dil Fac*
2-Fluorobiphenyl (Surr)	*91*		*48 - 120*	*04/19/24 16:45*	*04/23/24 03:15*	*1*
Nitrobenzene-d5 (Surr)	*92*		*46 - 120*	*04/19/24 16:45*	*04/23/24 03:15*	*1*
p-Terphenyl-d14 (Surr)	*56*	*S1-*	*60 - 148*	*04/19/24 16:45*	*04/23/24 03:15*	*1*

Client Sample ID: Trip Blank
Lab Sample ID: 480-219026-14
Date Collected: 04/17/24 00:00
Matrix: Water
Date Received: 04/18/24 10:30

Method: SW846 8260C - Volatile Organic Compounds by GC/MS

Analyte	Result	Qualifier	RL	MDL	Unit	D	Prepared	Analyzed	Dil Fac
Benzene	ND		1.0	0.41	ug/L			04/19/24 22:27	1
Toluene	ND		1.0	0.51	ug/L			04/19/24 22:27	1
Ethylbenzene	ND		1.0	0.74	ug/L			04/19/24 22:27	1
m-Xylene & p-Xylene	ND		2.0	0.66	ug/L			04/19/24 22:27	1
o-Xylene	ND		1.0	0.76	ug/L			04/19/24 22:27	1
Xylenes, Total	ND		2.0	0.66	ug/L			04/19/24 22:27	1
Total BTEX	ND		2.0	1.0	ug/L			04/19/24 22:27	1

Client Sample ID: Trip Blank **Lab Sample ID: 480-219026-14**
Date Collected: 04/17/24 00:00 **Matrix: Water**
Date Received: 04/18/24 10:30

Surrogate	%Recovery	Qualifier	Limits	Prepared	Analyzed	Dil Fac
Toluene-d8 (Surr)	101		80 - 120		04/19/24 22:27	1
1,2-Dichloroethane-d4 (Surr)	100		77 - 120		04/19/24 22:27	1
4-Bromofluorobenzene (Surr)	104		73 - 120		04/19/24 22:27	1
Dibromofluoromethane (Surr)	101		75 - 123		04/19/24 22:27	1

Surrogate Summary

Client: Groundwater & Environmental Services Inc | Job ID: 480-219026-1

Method: 8260C - Volatile Organic Compounds by GC/MS

Matrix: Water | **Prep Type: Total/NA**

		Percent Surrogate Recovery (Acceptance Limits)			
		TOL	DCA	BFB	DBFM
Lab Sample ID	Client Sample ID	(80-120)	(77-120)	(73-120)	(75-123)
480-219026-1	LTMW-01	102	101	102	104
480-219026-2	LTMW-02	99	100	104	101
480-219026-3	LTMW-03	101	102	106	103
480-219026-4	LTMW-04	100	103	105	104
480-219026-4 MS	LTMW-04-MS	100	99	99	99
480-219026-4 MSD	LTMW-04-MSD	102	100	101	101
480-219026-5	LTMW-05	103	102	105	103
480-219026-6	LTMW-06A	101	101	105	104
480-219026-7	LTMW-12	100	101	104	103
480-219026-8	LTMW-13	101	102	104	102
480-219026-9	LTMW-14	100	103	104	104
480-219026-10	LTMW-15	99	102	104	103
480-219026-11	ORS	101	103	104	104
480-219026-12	MH-1	99	102	104	102
480-219026-13	Field Duplicate	99	100	103	101
480-219026-14	Trip Blank	101	100	104	101
LCS 480-708519/6	Lab Control Sample	100	100	102	102
MB 480-708519/8	Method Blank	99	101	106	102

Surrogate Legend

TOL = Toluene-d8 (Surr)
DCA = 1,2-Dichloroethane-d4 (Surr)
BFB = 4-Bromofluorobenzene (Surr)
DBFM = Dibromofluoromethane (Surr)

Method: 8270D - Semivolatile Organic Compounds (GC/MS)

Matrix: Water | **Prep Type: Total/NA**

		Percent Surrogate Recovery (Acceptance Limits)		
		FBP	NBZ	TPHd14
Lab Sample ID	Client Sample ID	(48-120)	(46-120)	(60-148)
480-219026-1	LTMW-01	92	93	63
480-219026-2	LTMW-02	99	104	65
480-219026-3	LTMW-03	97	99	67
480-219026-4	LTMW-04	96	101	85
480-219026-4 MS	LTMW-04-MS	97	111	76
480-219026-4 MSD	LTMW-04-MSD	0 S1-	0 S1-	0 S1-
480-219026-5	LTMW-05	100	104	61
480-219026-6	LTMW-06A	96	99	54 S1-
480-219026-7	LTMW-12	84	86	48 S1-
480-219026-8	LTMW-13	88	86	80
480-219026-9	LTMW-14	91	93	57 S1-
480-219026-10	LTMW-15	87	83	57 S1-
480-219026-11	ORS	93	94	50 S1-
480-219026-12	MH-1	88	87	59 S1-
480-219026-13	Field Duplicate	91	92	56 S1-
LCS 480-708586/2-A	Lab Control Sample	93	108	89
LCS 480-709045/2-A	Lab Control Sample	90	100	83
MB 480-708586/1-A	Method Blank	92	95	92
MB 480-709045/1-A	Method Blank	88	89	93

Surrogate Legend

Surrogate Summary

Client: Groundwater & Environmental Services Inc

Job ID: 480-219026-1

FBP = 2-Fluorobiphenyl (Surr)

NBZ = Nitrobenzene-d5 (Surr)

TPHd14 = p-Terphenyl-d14 (Surr)

Method: 8260C - Volatile Organic Compounds by GC/MS

Lab Sample ID: MB 480-708519/8
Matrix: Water
Analysis Batch: 708519

Client Sample ID: Method Blank
Prep Type: Total/NA

Analyte	MB Result	MB Qualifier	RL	MDL	Unit	D	Prepared	Analyzed	Dil Fac
Benzene	ND		1.0	0.41	ug/L			04/19/24 14:20	1
Toluene	ND		1.0	0.51	ug/L			04/19/24 14:20	1
Ethylbenzene	ND		1.0	0.74	ug/L			04/19/24 14:20	1
m-Xylene & p-Xylene	ND		2.0	0.66	ug/L			04/19/24 14:20	1
o-Xylene	ND		1.0	0.76	ug/L			04/19/24 14:20	1
Xylenes, Total	ND		2.0	0.66	ug/L			04/19/24 14:20	1
Total BTEX	ND		2.0	1.0	ug/L			04/19/24 14:20	1

Surrogate	*MB %Recovery*	*MB Qualifier*	*Limits*	*Prepared*	*Analyzed*	*Dil Fac*
Toluene-d8 (Surr)	*99*		*80 - 120*		*04/19/24 14:20*	*1*
1,2-Dichloroethane-d4 (Surr)	*101*		*77 - 120*		*04/19/24 14:20*	*1*
4-Bromofluorobenzene (Surr)	*106*		*73 - 120*		*04/19/24 14:20*	*1*
Dibromofluoromethane (Surr)	*102*		*75 - 123*		*04/19/24 14:20*	*1*

Lab Sample ID: LCS 480-708519/6
Matrix: Water
Analysis Batch: 708519

Client Sample ID: Lab Control Sample
Prep Type: Total/NA

Analyte	Spike Added	LCS Result	LCS Qualifier	Unit	D	%Rec	%Rec Limits
Benzene	25.0	26.5		ug/L		106	71 - 124
Toluene	25.0	26.9		ug/L		108	80 - 122
Ethylbenzene	25.0	27.6		ug/L		111	77 - 123
m-Xylene & p-Xylene	25.0	27.6		ug/L		110	76 - 122
o-Xylene	25.0	26.9		ug/L		108	76 - 122

Surrogate	*LCS %Recovery*	*LCS Qualifier*	*Limits*
Toluene-d8 (Surr)	*100*		*80 - 120*
1,2-Dichloroethane-d4 (Surr)	*100*		*77 - 120*
4-Bromofluorobenzene (Surr)	*102*		*73 - 120*
Dibromofluoromethane (Surr)	*102*		*75 - 123*

Lab Sample ID: 480-219026-4 MS
Matrix: Water
Analysis Batch: 708519

Client Sample ID: LTMW-04-MS
Prep Type: Total/NA

Analyte	Sample Result	Sample Qualifier	Spike Added	MS Result	MS Qualifier	Unit	D	%Rec	%Rec Limits
Benzene	ND		25.0	29.6		ug/L		118	71 - 124
Toluene	ND	F1	25.0	30.7	F1	ug/L		123	80 - 122
Ethylbenzene	ND	F1	25.0	31.3	F1	ug/L		125	77 - 123
m-Xylene & p-Xylene	ND	F1	25.0	31.1	F1	ug/L		124	76 - 122
o-Xylene	ND		25.0	30.1		ug/L		120	76 - 122

Surrogate	*MS %Recovery*	*MS Qualifier*	*Limits*
Toluene-d8 (Surr)	*100*		*80 - 120*
1,2-Dichloroethane-d4 (Surr)	*99*		*77 - 120*
4-Bromofluorobenzene (Surr)	*99*		*73 - 120*
Dibromofluoromethane (Surr)	*99*		*75 - 123*

Method: 8260C - Volatile Organic Compounds by GC/MS (Continued)

Lab Sample ID: 480-219026-4 MSD **Client Sample ID: LTMW-04-MSD**
Matrix: Water **Prep Type: Total/NA**
Analysis Batch: 708519

Analyte	Sample Result	Sample Qualifier	Spike Added	MSD Result	MSD Qualifier	Unit	D	%Rec	%Rec Limits	RPD	RPD Limit
Benzene	ND		25.0	29.1		ug/L		116	71 - 124	2	13
Toluene	ND	F1	25.0	30.3		ug/L		121	80 - 122	1	15
Ethylbenzene	ND	F1	25.0	30.8		ug/L		123	77 - 123	2	15
m-Xylene & p-Xylene	ND	F1	25.0	30.3		ug/L		121	76 - 122	3	16
o-Xylene	ND		25.0	30.0		ug/L		120	76 - 122	0	16

Surrogate	*MSD %Recovery*	*MSD Qualifier*	*Limits*
Toluene-d8 (Surr)	*102*		*80 - 120*
1,2-Dichloroethane-d4 (Surr)	*100*		*77 - 120*
4-Bromofluorobenzene (Surr)	*101*		*73 - 120*
Dibromofluoromethane (Surr)	*101*		*75 - 123*

Method: 8270D - Semivolatile Organic Compounds (GC/MS)

Lab Sample ID: MB 480-708586/1-A **Client Sample ID: Method Blank**
Matrix: Water **Prep Type: Total/NA**
Analysis Batch: 708871 **Prep Batch: 708586**

Analyte	MB Result	MB Qualifier	RL	MDL	Unit	D	Prepared	Analyzed	Dil Fac
Acenaphthene	ND		5.0	0.41	ug/L		04/19/24 16:45	04/22/24 18:04	1
Acenaphthylene	ND		5.0	0.38	ug/L		04/19/24 16:45	04/22/24 18:04	1
Anthracene	ND		5.0	0.28	ug/L		04/19/24 16:45	04/22/24 18:04	1
Benzo[a]anthracene	ND		5.0	0.36	ug/L		04/19/24 16:45	04/22/24 18:04	1
Benzo[a]pyrene	ND		5.0	0.47	ug/L		04/19/24 16:45	04/22/24 18:04	1
Benzo[b]fluoranthene	ND		5.0	0.34	ug/L		04/19/24 16:45	04/22/24 18:04	1
Benzo[g,h,i]perylene	ND		5.0	0.35	ug/L		04/19/24 16:45	04/22/24 18:04	1
Benzo[k]fluoranthene	ND		5.0	0.73	ug/L		04/19/24 16:45	04/22/24 18:04	1
Chrysene	ND		5.0	0.33	ug/L		04/19/24 16:45	04/22/24 18:04	1
Dibenz(a,h)anthracene	ND		5.0	0.42	ug/L		04/19/24 16:45	04/22/24 18:04	1
Fluoranthene	ND		5.0	0.40	ug/L		04/19/24 16:45	04/22/24 18:04	1
Fluorene	ND		5.0	0.36	ug/L		04/19/24 16:45	04/22/24 18:04	1
Indeno[1,2,3-cd]pyrene	ND		5.0	0.47	ug/L		04/19/24 16:45	04/22/24 18:04	1
Naphthalene	ND		5.0	0.76	ug/L		04/19/24 16:45	04/22/24 18:04	1
Phenanthrene	ND		5.0	0.44	ug/L		04/19/24 16:45	04/22/24 18:04	1
Pyrene	ND		5.0	0.34	ug/L		04/19/24 16:45	04/22/24 18:04	1

Surrogate	*MB %Recovery*	*MB Qualifier*	*Limits*	*Prepared*	*Analyzed*	*Dil Fac*
2-Fluorobiphenyl (Surr)	*92*		*48 - 120*	*04/19/24 16:45*	*04/22/24 18:04*	*1*
Nitrobenzene-d5 (Surr)	*95*		*46 - 120*	*04/19/24 16:45*	*04/22/24 18:04*	*1*
p-Terphenyl-d14 (Surr)	*92*		*60 - 148*	*04/19/24 16:45*	*04/22/24 18:04*	*1*

Lab Sample ID: LCS 480-708586/2-A **Client Sample ID: Lab Control Sample**
Matrix: Water **Prep Type: Total/NA**
Analysis Batch: 708871 **Prep Batch: 708586**

Analyte	Spike Added	LCS Result	LCS Qualifier	Unit	D	%Rec	%Rec Limits
Acenaphthene	32.0	30.7		ug/L		96	60 - 120
Acenaphthylene	32.0	28.5		ug/L		89	63 - 120
Anthracene	32.0	32.5		ug/L		102	67 - 120

Method: 8270D - Semivolatile Organic Compounds (GC/MS) (Continued)

Lab Sample ID: LCS 480-708586/2-A **Client Sample ID: Lab Control Sample**
Matrix: Water **Prep Type: Total/NA**
Analysis Batch: 708871 **Prep Batch: 708586**

Analyte	Spike Added	LCS Result	LCS Qualifier	Unit	D	%Rec	%Rec Limits
Benzo[a]anthracene	32.0	32.0		ug/L		100	70 - 121
Benzo[a]pyrene	32.0	32.8		ug/L		102	60 - 123
Benzo[b]fluoranthene	32.0	31.7		ug/L		99	66 - 126
Benzo[g,h,i]perylene	32.0	30.5		ug/L		95	66 - 150
Benzo[k]fluoranthene	32.0	33.3		ug/L		104	65 - 124
Chrysene	32.0	31.6		ug/L		99	69 - 120
Dibenz(a,h)anthracene	32.0	31.8		ug/L		99	65 - 135
Fluoranthene	32.0	32.4		ug/L		101	69 - 126
Fluorene	32.0	31.5		ug/L		98	66 - 120
Indeno[1,2,3-cd]pyrene	32.0	32.6		ug/L		102	69 - 146
Naphthalene	32.0	28.7		ug/L		90	57 - 120
Phenanthrene	32.0	32.4		ug/L		101	68 - 120
Pyrene	32.0	34.2		ug/L		107	70 - 125

Surrogate	*LCS %Recovery*	*LCS Qualifier*	*Limits*
2-Fluorobiphenyl (Surr)	*93*		*48 - 120*
Nitrobenzene-d5 (Surr)	*108*		*46 - 120*
p-Terphenyl-d14 (Surr)	*89*		*60 - 148*

Lab Sample ID: 480-219026-4 MS **Client Sample ID: LTMW-04-MS**
Matrix: Water **Prep Type: Total/NA**
Analysis Batch: 708871 **Prep Batch: 708586**

Analyte	Sample Result	Sample Qualifier	Spike Added	MS Result	MS Qualifier	Unit	D	%Rec	%Rec Limits
Acenaphthene	ND		32.0	32.4		ug/L		101	48 - 120
Acenaphthylene	ND		32.0	29.7		ug/L		93	63 - 120
Anthracene	ND		32.0	33.5		ug/L		105	65 - 122
Benzo[a]anthracene	ND		32.0	30.3		ug/L		95	43 - 124
Benzo[a]pyrene	ND		32.0	29.1		ug/L		91	23 - 125
Benzo[b]fluoranthene	ND		32.0	28.3		ug/L		88	27 - 127
Benzo[g,h,i]perylene	ND		32.0	25.7		ug/L		80	16 - 147
Benzo[k]fluoranthene	ND		32.0	29.1		ug/L		91	20 - 124
Chrysene	ND		32.0	30.0		ug/L		94	44 - 122
Dibenz(a,h)anthracene	ND		32.0	26.8		ug/L		84	16 - 139
Fluoranthene	ND		32.0	32.4		ug/L		101	63 - 129
Fluorene	ND		32.0	32.6		ug/L		102	62 - 120
Indeno[1,2,3-cd]pyrene	ND		32.0	27.5		ug/L		86	16 - 140
Naphthalene	ND		32.0	29.4		ug/L		92	45 - 120
Phenanthrene	ND		32.0	33.4		ug/L		104	65 - 122
Pyrene	ND		32.0	34.8		ug/L		109	58 - 128

Surrogate	*MS %Recovery*	*MS Qualifier*	*Limits*
2-Fluorobiphenyl (Surr)	*97*		*48 - 120*
Nitrobenzene-d5 (Surr)	*111*		*46 - 120*
p-Terphenyl-d14 (Surr)	*76*		*60 - 148*

Method: 8270D - Semivolatile Organic Compounds (GC/MS) (Continued)

Lab Sample ID: 480-219026-4 MSD **Client Sample ID: LTMW-04-MSD**
Matrix: Water **Prep Type: Total/NA**
Analysis Batch: 708871 **Prep Batch: 708586**

Analyte	Sample Result	Sample Qualifier	Spike Added	MSD Result	MSD Qualifier	Unit	D	%Rec	%Rec Limits	RPD	RPD Limit
Acenaphthene	ND		32.0	31.1		ug/L		97	48 - 120	4	24
Acenaphthylene	ND		32.0	28.2		ug/L		88	63 - 120	5	18
Anthracene	ND		32.0	33.3		ug/L		104	65 - 122	1	15
Benzo[a]anthracene	ND		32.0	28.7		ug/L		90	43 - 124	5	15
Benzo[a]pyrene	ND		32.0	27.2		ug/L		85	23 - 125	7	15
Benzo[b]fluoranthene	ND		32.0	26.9		ug/L		84	27 - 127	5	15
Benzo[g,h,i]perylene	ND		32.0	24.4		ug/L		76	16 - 147	5	15
Benzo[k]fluoranthene	ND		32.0	28.0		ug/L		88	20 - 124	4	22
Chrysene	ND		32.0	28.4		ug/L		89	44 - 122	6	15
Dibenz(a,h)anthracene	ND		32.0	25.5		ug/L		80	16 - 139	5	15
Fluoranthene	ND		32.0	30.7		ug/L		96	63 - 129	5	15
Fluorene	ND		32.0	31.6		ug/L		99	62 - 120	3	15
Indeno[1,2,3-cd]pyrene	ND		32.0	25.8		ug/L		81	16 - 140	7	15
Naphthalene	ND		32.0	29.2		ug/L		91	45 - 120	1	29
Phenanthrene	ND		32.0	32.5		ug/L		101	65 - 122	3	15
Pyrene	ND		32.0	32.6		ug/L		102	58 - 128	6	19

Surrogate	*MSD %Recovery*	*MSD Qualifier*	*Limits*
2-Fluorobiphenyl (Surr)	*0*	*S1-*	*48 - 120*
Nitrobenzene-d5 (Surr)	*0*	*S1-*	*46 - 120*
p-Terphenyl-d14 (Surr)	*0*	*S1-*	*60 - 148*

Lab Sample ID: MB 480-709045/1-A **Client Sample ID: Method Blank**
Matrix: Water **Prep Type: Total/NA**
Analysis Batch: 709159 **Prep Batch: 709045**

Analyte	MB Result	MB Qualifier	RL	MDL	Unit	D	Prepared	Analyzed	Dil Fac
Acenaphthene	ND		5.0	0.41	ug/L		04/23/24 14:06	04/24/24 14:29	1
Acenaphthylene	ND		5.0	0.38	ug/L		04/23/24 14:06	04/24/24 14:29	1
Anthracene	ND		5.0	0.28	ug/L		04/23/24 14:06	04/24/24 14:29	1
Benzo[a]anthracene	ND		5.0	0.36	ug/L		04/23/24 14:06	04/24/24 14:29	1
Benzo[a]pyrene	ND		5.0	0.47	ug/L		04/23/24 14:06	04/24/24 14:29	1
Benzo[b]fluoranthene	ND		5.0	0.34	ug/L		04/23/24 14:06	04/24/24 14:29	1
Benzo[g,h,i]perylene	ND		5.0	0.35	ug/L		04/23/24 14:06	04/24/24 14:29	1
Benzo[k]fluoranthene	ND		5.0	0.73	ug/L		04/23/24 14:06	04/24/24 14:29	1
Chrysene	ND		5.0	0.33	ug/L		04/23/24 14:06	04/24/24 14:29	1
Dibenz(a,h)anthracene	ND		5.0	0.42	ug/L		04/23/24 14:06	04/24/24 14:29	1
Fluoranthene	ND		5.0	0.40	ug/L		04/23/24 14:06	04/24/24 14:29	1
Fluorene	ND		5.0	0.36	ug/L		04/23/24 14:06	04/24/24 14:29	1
Indeno[1,2,3-cd]pyrene	ND		5.0	0.47	ug/L		04/23/24 14:06	04/24/24 14:29	1
Naphthalene	ND		5.0	0.76	ug/L		04/23/24 14:06	04/24/24 14:29	1
Phenanthrene	ND		5.0	0.44	ug/L		04/23/24 14:06	04/24/24 14:29	1
Pyrene	ND		5.0	0.34	ug/L		04/23/24 14:06	04/24/24 14:29	1

Surrogate	*MB %Recovery*	*MB Qualifier*	*Limits*	*Prepared*	*Analyzed*	*Dil Fac*
2-Fluorobiphenyl (Surr)	*88*		*48 - 120*	*04/23/24 14:06*	*04/24/24 14:29*	*1*
Nitrobenzene-d5 (Surr)	*89*		*46 - 120*	*04/23/24 14:06*	*04/24/24 14:29*	*1*
p-Terphenyl-d14 (Surr)	*93*		*60 - 148*	*04/23/24 14:06*	*04/24/24 14:29*	*1*

Method: 8270D - Semivolatile Organic Compounds (GC/MS) (Continued)

Lab Sample ID: LCS 480-709045/2-A
Matrix: Water
Analysis Batch: 709159

Client Sample ID: Lab Control Sample
Prep Type: Total/NA
Prep Batch: 709045

Analyte			Spike Added	LCS Result	LCS Qualifier	Unit	D	%Rec	%Rec Limits		
Acenaphthene			32.0	30.2		ug/L		94	60 - 120		
Acenaphthylene			32.0	27.1		ug/L		85	63 - 120		
Anthracene			32.0	32.4		ug/L		101	67 - 120		
Benzo[a]anthracene			32.0	29.9		ug/L		93	70 - 121		
Benzo[a]pyrene			32.0	29.5		ug/L		92	60 - 123		
Benzo[b]fluoranthene			32.0	28.4		ug/L		89	66 - 126		
Benzo[g,h,i]perylene			32.0	28.0		ug/L		88	66 - 150		
Benzo[k]fluoranthene			32.0	30.3		ug/L		95	65 - 124		
Chrysene			32.0	29.5		ug/L		92	69 - 120		
Dibenz(a,h)anthracene			32.0	28.1		ug/L		88	65 - 135		
Fluoranthene			32.0	30.9		ug/L		96	69 - 126		
Fluorene			32.0	30.5		ug/L		95	66 - 120		
Indeno[1,2,3-cd]pyrene			32.0	29.4		ug/L		92	69 - 146		
Naphthalene			32.0	27.5		ug/L		86	57 - 120		
Phenanthrene			32.0	32.5		ug/L		101	68 - 120		
Pyrene			32.0	33.4		ug/L		104	70 - 125		

Surrogate	*LCS %Recovery*	*LCS Qualifier*	*Limits*
2-Fluorobiphenyl (Surr)	*90*		*48 - 120*
Nitrobenzene-d5 (Surr)	*100*		*46 - 120*
p-Terphenyl-d14 (Surr)	*83*		*60 - 148*

GC/MS VOA

Analysis Batch: 708519

Lab Sample ID	Client Sample ID	Prep Type	Matrix	Method	Prep Batch
480-219026-1	LTMW-01	Total/NA	Water	8260C	
480-219026-2	LTMW-02	Total/NA	Water	8260C	
480-219026-3	LTMW-03	Total/NA	Water	8260C	
480-219026-4	LTMW-04	Total/NA	Water	8260C	
480-219026-5	LTMW-05	Total/NA	Water	8260C	
480-219026-6	LTMW-06A	Total/NA	Water	8260C	
480-219026-7	LTMW-12	Total/NA	Water	8260C	
480-219026-8	LTMW-13	Total/NA	Water	8260C	
480-219026-9	LTMW-14	Total/NA	Water	8260C	
480-219026-10	LTMW-15	Total/NA	Water	8260C	
480-219026-11	ORS	Total/NA	Water	8260C	
480-219026-12	MH-1	Total/NA	Water	8260C	
480-219026-13	Field Duplicate	Total/NA	Water	8260C	
480-219026-14	Trip Blank	Total/NA	Water	8260C	
MB 480-708519/8	Method Blank	Total/NA	Water	8260C	
LCS 480-708519/6	Lab Control Sample	Total/NA	Water	8260C	
480-219026-4 MS	LTMW-04-MS	Total/NA	Water	8260C	
480-219026-4 MSD	LTMW-04-MSD	Total/NA	Water	8260C	

GC/MS Semi VOA

Prep Batch: 708586

Lab Sample ID	Client Sample ID	Prep Type	Matrix	Method	Prep Batch
480-219026-1	LTMW-01	Total/NA	Water	3510C	
480-219026-2	LTMW-02	Total/NA	Water	3510C	
480-219026-3	LTMW-03	Total/NA	Water	3510C	
480-219026-4	LTMW-04	Total/NA	Water	3510C	
480-219026-5	LTMW-05	Total/NA	Water	3510C	
480-219026-6	LTMW-06A	Total/NA	Water	3510C	
480-219026-7	LTMW-12	Total/NA	Water	3510C	
480-219026-9	LTMW-14	Total/NA	Water	3510C	
480-219026-10	LTMW-15	Total/NA	Water	3510C	
480-219026-11	ORS	Total/NA	Water	3510C	
480-219026-12	MH-1	Total/NA	Water	3510C	
480-219026-13	Field Duplicate	Total/NA	Water	3510C	
MB 480-708586/1-A	Method Blank	Total/NA	Water	3510C	
LCS 480-708586/2-A	Lab Control Sample	Total/NA	Water	3510C	
480-219026-4 MS	LTMW-04-MS	Total/NA	Water	3510C	
480-219026-4 MSD	LTMW-04-MSD	Total/NA	Water	3510C	

Analysis Batch: 708871

Lab Sample ID	Client Sample ID	Prep Type	Matrix	Method	Prep Batch
480-219026-1	LTMW-01	Total/NA	Water	8270D	708586
480-219026-2	LTMW-02	Total/NA	Water	8270D	708586
480-219026-3	LTMW-03	Total/NA	Water	8270D	708586
480-219026-4	LTMW-04	Total/NA	Water	8270D	708586
480-219026-5	LTMW-05	Total/NA	Water	8270D	708586
480-219026-6	LTMW-06A	Total/NA	Water	8270D	708586
480-219026-7	LTMW-12	Total/NA	Water	8270D	708586
480-219026-9	LTMW-14	Total/NA	Water	8270D	708586
480-219026-10	LTMW-15	Total/NA	Water	8270D	708586
480-219026-11	ORS	Total/NA	Water	8270D	708586

GC/MS Semi VOA (Continued)

Analysis Batch: 708871 (Continued)

Lab Sample ID	Client Sample ID	Prep Type	Matrix	Method	Prep Batch
480-219026-12	MH-1	Total/NA	Water	8270D	708586
480-219026-13	Field Duplicate	Total/NA	Water	8270D	708586
MB 480-708586/1-A	Method Blank	Total/NA	Water	8270D	708586
LCS 480-708586/2-A	Lab Control Sample	Total/NA	Water	8270D	708586
480-219026-4 MS	LTMW-04-MS	Total/NA	Water	8270D	708586
480-219026-4 MSD	LTMW-04-MSD	Total/NA	Water	8270D	708586

Prep Batch: 709045

Lab Sample ID	Client Sample ID	Prep Type	Matrix	Method	Prep Batch
480-219026-8	LTMW-13	Total/NA	Water	3510C	
MB 480-709045/1-A	Method Blank	Total/NA	Water	3510C	
LCS 480-709045/2-A	Lab Control Sample	Total/NA	Water	3510C	

Analysis Batch: 709159

Lab Sample ID	Client Sample ID	Prep Type	Matrix	Method	Prep Batch
480-219026-8	LTMW-13	Total/NA	Water	8270D	709045
MB 480-709045/1-A	Method Blank	Total/NA	Water	8270D	709045
LCS 480-709045/2-A	Lab Control Sample	Total/NA	Water	8270D	709045

Lab Chronicle

Client Sample ID: LTMW-01
Lab Sample ID: 480-219026-1
Date Collected: 04/17/24 10:30
Matrix: Water
Date Received: 04/18/24 10:30

Prep Type	Batch Type	Batch Method	Run	Dilution Factor	Batch Number	Analyst	Lab	Prepared or Analyzed
Total/NA	Analysis	8260C		1	708519	AXK	EET BUF	04/19/24 17:39
Total/NA	Prep	3510C			708586	SJM	EET BUF	04/19/24 16:45
Total/NA	Analysis	8270D		1	708871	JMM	EET BUF	04/22/24 22:12

Client Sample ID: LTMW-02
Lab Sample ID: 480-219026-2
Date Collected: 04/17/24 12:55
Matrix: Water
Date Received: 04/18/24 10:30

Prep Type	Batch Type	Batch Method	Run	Dilution Factor	Batch Number	Analyst	Lab	Prepared or Analyzed
Total/NA	Analysis	8260C		1	708519	AXK	EET BUF	04/19/24 18:01
Total/NA	Prep	3510C			708586	SJM	EET BUF	04/19/24 16:45
Total/NA	Analysis	8270D		1	708871	JMM	EET BUF	04/22/24 22:40

Client Sample ID: LTMW-03
Lab Sample ID: 480-219026-3
Date Collected: 04/17/24 13:15
Matrix: Water
Date Received: 04/18/24 10:30

Prep Type	Batch Type	Batch Method	Run	Dilution Factor	Batch Number	Analyst	Lab	Prepared or Analyzed
Total/NA	Analysis	8260C		1	708519	AXK	EET BUF	04/19/24 18:23
Total/NA	Prep	3510C			708586	SJM	EET BUF	04/19/24 16:45
Total/NA	Analysis	8270D		1	708871	JMM	EET BUF	04/22/24 23:07

Client Sample ID: LTMW-04
Lab Sample ID: 480-219026-4
Date Collected: 04/17/24 12:30
Matrix: Water
Date Received: 04/18/24 10:30

Prep Type	Batch Type	Batch Method	Run	Dilution Factor	Batch Number	Analyst	Lab	Prepared or Analyzed
Total/NA	Analysis	8260C		1	708519	AXK	EET BUF	04/19/24 18:45
Total/NA	Prep	3510C			708586	SJM	EET BUF	04/19/24 16:45
Total/NA	Analysis	8270D		1	708871	JMM	EET BUF	04/22/24 19:54

Client Sample ID: LTMW-05
Lab Sample ID: 480-219026-5
Date Collected: 04/17/24 12:05
Matrix: Water
Date Received: 04/18/24 10:30

Prep Type	Batch Type	Batch Method	Run	Dilution Factor	Batch Number	Analyst	Lab	Prepared or Analyzed
Total/NA	Analysis	8260C		1	708519	AXK	EET BUF	04/19/24 19:08
Total/NA	Prep	3510C			708586	SJM	EET BUF	04/19/24 16:45
Total/NA	Analysis	8270D		1	708871	JMM	EET BUF	04/22/24 23:35

Client Sample ID: LTMW-06A
Lab Sample ID: 480-219026-6
Date Collected: 04/17/24 11:35
Matrix: Water
Date Received: 04/18/24 10:30

Prep Type	Batch Type	Batch Method	Run	Dilution Factor	Batch Number	Analyst	Lab	Prepared or Analyzed
Total/NA	Analysis	8260C		1	708519	AXK	EET BUF	04/19/24 19:30

Lab Chronicle

Client Sample ID: LTMW-06A
Lab Sample ID: 480-219026-6
Date Collected: 04/17/24 11:35
Matrix: Water
Date Received: 04/18/24 10:30

Prep Type	Batch Type	Batch Method	Run	Dilution Factor	Batch Number	Analyst	Lab	Prepared or Analyzed
Total/NA	Prep	3510C			708586	SJM	EET BUF	04/19/24 16:45
Total/NA	Analysis	8270D		1	708871	JMM	EET BUF	04/23/24 00:02

Client Sample ID: LTMW-12
Lab Sample ID: 480-219026-7
Date Collected: 04/17/24 08:25
Matrix: Water
Date Received: 04/18/24 10:30

Prep Type	Batch Type	Batch Method	Run	Dilution Factor	Batch Number	Analyst	Lab	Prepared or Analyzed
Total/NA	Analysis	8260C		1	708519	AXK	EET BUF	04/19/24 19:52
Total/NA	Prep	3510C			708586	SJM	EET BUF	04/19/24 16:45
Total/NA	Analysis	8270D		1	708871	JMM	EET BUF	04/23/24 00:30

Client Sample ID: LTMW-13
Lab Sample ID: 480-219026-8
Date Collected: 04/17/24 09:00
Matrix: Water
Date Received: 04/18/24 10:30

Prep Type	Batch Type	Batch Method	Run	Dilution Factor	Batch Number	Analyst	Lab	Prepared or Analyzed
Total/NA	Analysis	8260C		1	708519	AXK	EET BUF	04/19/24 20:14
Total/NA	Prep	3510C			709045	LSC	EET BUF	04/23/24 14:06
Total/NA	Analysis	8270D		1	709159	JMM	EET BUF	04/24/24 20:56

Client Sample ID: LTMW-14
Lab Sample ID: 480-219026-9
Date Collected: 04/17/24 09:35
Matrix: Water
Date Received: 04/18/24 10:30

Prep Type	Batch Type	Batch Method	Run	Dilution Factor	Batch Number	Analyst	Lab	Prepared or Analyzed
Total/NA	Analysis	8260C		1	708519	AXK	EET BUF	04/19/24 20:36
Total/NA	Prep	3510C			708586	SJM	EET BUF	04/19/24 16:45
Total/NA	Analysis	8270D		1	708871	JMM	EET BUF	04/23/24 01:25

Client Sample ID: LTMW-15
Lab Sample ID: 480-219026-10
Date Collected: 04/17/24 10:30
Matrix: Water
Date Received: 04/18/24 10:30

Prep Type	Batch Type	Batch Method	Run	Dilution Factor	Batch Number	Analyst	Lab	Prepared or Analyzed
Total/NA	Analysis	8260C		1	708519	AXK	EET BUF	04/19/24 20:59
Total/NA	Prep	3510C			708586	SJM	EET BUF	04/19/24 16:45
Total/NA	Analysis	8270D		1	708871	JMM	EET BUF	04/23/24 01:52

Client Sample ID: ORS
Lab Sample ID: 480-219026-11
Date Collected: 04/17/24 07:30
Matrix: Water
Date Received: 04/18/24 10:30

Prep Type	Batch Type	Batch Method	Run	Dilution Factor	Batch Number	Analyst	Lab	Prepared or Analyzed
Total/NA	Analysis	8260C		1	708519	AXK	EET BUF	04/19/24 21:21
Total/NA	Prep	3510C			708586	SJM	EET BUF	04/19/24 16:45
Total/NA	Analysis	8270D		1	708871	JMM	EET BUF	04/23/24 02:20

Lab Chronicle

Client Sample ID: MH-1
Lab Sample ID: 480-219026-12
Date Collected: 04/17/24 12:00
Matrix: Water
Date Received: 04/18/24 10:30

Prep Type	Batch Type	Batch Method	Run	Dilution Factor	Batch Number	Analyst	Lab	Prepared or Analyzed
Total/NA	Analysis	8260C		1	708519	AXK	EET BUF	04/19/24 21:43
Total/NA	Prep	3510C			708586	SJM	EET BUF	04/19/24 16:45
Total/NA	Analysis	8270D		1	708871	JMM	EET BUF	04/23/24 02:47

Client Sample ID: Field Duplicate
Lab Sample ID: 480-219026-13
Date Collected: 04/17/24 00:00
Matrix: Water
Date Received: 04/18/24 10:30

Prep Type	Batch Type	Batch Method	Run	Dilution Factor	Batch Number	Analyst	Lab	Prepared or Analyzed
Total/NA	Analysis	8260C		1	708519	AXK	EET BUF	04/19/24 22:05
Total/NA	Prep	3510C			708586	SJM	EET BUF	04/19/24 16:45
Total/NA	Analysis	8270D		1	708871	JMM	EET BUF	04/23/24 03:15

Client Sample ID: Trip Blank
Lab Sample ID: 480-219026-14
Date Collected: 04/17/24 00:00
Matrix: Water
Date Received: 04/18/24 10:30

Prep Type	Batch Type	Batch Method	Run	Dilution Factor	Batch Number	Analyst	Lab	Prepared or Analyzed
Total/NA	Analysis	8260C		1	708519	AXK	EET BUF	04/19/24 22:27

Laboratory References:

EET BUF = Eurofins Buffalo, 10 Hazelwood Drive, Amherst, NY 14228-2298, TEL (716)691-2600

Accreditation/Certification Summary

Client: Groundwater & Environmental Services Inc | Job ID: 480-219026-1

Laboratory: Eurofins Buffalo

Unless otherwise noted, all analytes for this laboratory were covered under each accreditation/certification below.

Authority	Program	Identification Number	Expiration Date
New York	NELAP	10026	03-31-25

The following analytes are included in this report, but the laboratory is not certified by the governing authority. This list may include analytes for which the agency does not offer certification.

Analysis Method	Prep Method	Matrix	Analyte
8260C		Water	Total BTEX

Method Summary

Client: Groundwater & Environmental Services Inc

Job ID: 480-219026-1

Method	Method Description	Protocol	Laboratory
8260C	Volatile Organic Compounds by GC/MS	SW846	EET BUF
8270D	Semivolatile Organic Compounds (GC/MS)	SW846	EET BUF
3510C	Liquid-Liquid Extraction (Separatory Funnel)	SW846	EET BUF
5030C	Purge and Trap	SW846	EET BUF

Protocol References:

SW846 = "Test Methods For Evaluating Solid Waste, Physical/Chemical Methods", Third Edition, November 1986 And Its Updates.

Laboratory References:

EET BUF = Eurofins Buffalo, 10 Hazelwood Drive, Amherst, NY 14228-2298, TEL (716)691-2600

Sample Summary

Client: Groundwater & Environmental Services Inc
Job ID: 480-219026-1
Project/Site:

Lab Sample ID	Client Sample ID	Matrix	Collected	Received
480-219026-1	LTMW-01	Water	04/17/24 10:30	04/18/24 10:30
480-219026-2	LTMW-02	Water	04/17/24 12:55	04/18/24 10:30
480-219026-3	LTMW-03	Water	04/17/24 13:15	04/18/24 10:30
480-219026-4	LTMW-04	Water	04/17/24 12:30	04/18/24 10:30
480-219026-5	LTMW-05	Water	04/17/24 12:05	04/18/24 10:30
480-219026-6	LTMW-06A	Water	04/17/24 11:35	04/18/24 10:30
480-219026-7	LTMW-12	Water	04/17/24 08:25	04/18/24 10:30
480-219026-8	LTMW-13	Water	04/17/24 09:00	04/18/24 10:30
480-219026-9	LTMW-14	Water	04/17/24 09:35	04/18/24 10:30
480-219026-10	LTMW-15	Water	04/17/24 10:30	04/18/24 10:30
480-219026-11	ORS	Water	04/17/24 07:30	04/18/24 10:30
480-219026-12	MH-1	Water	04/17/24 12:00	04/18/24 10:30
480-219026-13	Field Duplicate	Water	04/17/24 00:00	04/18/24 10:30
480-219026-14	Trip Blank	Water	04/17/24 00:00	04/18/24 10:30

10 Hazelwood Drive
Amherst, NY 14228-2298
Phone (716) 691-2600 Phone (716) 691-7991

Chain of Custody Record

eurofins | Environment Testing

Syracuse #225

Client Information	Sampler:	Lab PM: Beninati, John	Carrier Tracking No(s):	COC No: 480-192880-40374.1
Client Contact: Tim Beaumont	Phone:	E-Mail: John.Beninati@et.eurofinsus.com	State of Origin:	Page: Page 1 of 2
Company: Groundwater & Environmental Services Inc	PWSID:			Job #:
Address: 6780 Northern Boulevard Suite 100	Due Date Requested:			
City: East Syracuse	TAT Requested (days): Standard			
State, Zip: NY, 13057	Compliance Project: Δ Yes Δ No			
Phone:	PO #: 0603400-120788-221-1106			
Email: tbeaumont@gesonline.com	WO #:			
Project Name: Saratoga Quarterly Main Site GW Event Desc: Saratoga Main Si	Project #: 48027231			
Site: Saratoga Quarterly Main Site GWS	SSOW#:			

Analysis Requested

Preservation Codes:
A - HCL; B - NaOH; C - Zn Acetate; D - Nitric Acid; E - NaHSO4; F - MeOH; G - Amchlor; H - Ascorbic Acid; I - Ice; J - DI Water; K - EDTA; L - EDA; M - Hexane; N - None; O - AsNaO2; P - Na2O4S; Q - Na2SO3; R - Na2S2O3; S - H2SO4; T - TSP Dodecahydrate; U - Acetone; V - MCAA; W - pH 4-5; Y - Trizma; Z - other (specify); Other:

480-219026 Chain of Custody

Sample Identification	Sample Date	Sample Time	Sample Type (C=comp, G=grab)	Matrix (W=water, S=solid, O=waste/oil, BT=Tissue, A=Air)	Field Filtered Sample (Yes or No)	Perform MS/MSD (Yes or No)	8270D - PAH Semivolatiles	8260C - BTEX - 8260	Total # of containers
		Preservation Code:					N	A	
LTMW-01	4/17/24	1030	G	Water			2	3	5
LTMW-02		1255	G	Water			2	3	5
LTMW-03		1315	G	Water			2	3	5
LTMW-04		1230	G	Water			2	3	5
LTMW-04-MS		1230	G	Water			2	3	5
LTMW-04-MSD		1230	G	Water			2	3	5
LTMW-05		1205	G	Water			2	3	5
LTMW-06A		1135	G	Water			2	3	5
LTMW-12		0825	G	Water			2	3	5
LTMW-13		0900	G	Water			2	3	5
LTMW-14		0935	G	Water			2	3	5

Possible Hazard Identification
☐ Non-Hazard ☐ Flammable ☐ Skin Irritant ☐ Poison B ☐ Unknown ☐ Radiological

Sample Disposal (A fee may be assessed if samples are retained longer than 1 month)
☐ Return To Client ☐ Disposal By Lab ☐ Archive For _____ Months

Deliverable Requested: I, II, III, IV, Other (specify) CAT B DELIVERY

Special Instructions/QC Requirements:

Empty Kit Relinquished by:	Date:	Time:	Method of Shipment:
Relinquished by:	Date/Time: 4/17/24 1600	Company GES	Received by:	Date/Time: 4/17/24 1600	Company ES-SYR
Relinquished by:	Date/Time: 4-17-24, 1800	Company	Received by:	Date/Time: 04/18/24 1030	Company TJA
Relinquished by:	Date/Time:	Company	Received by:	Date/Time:	Company

Custody Seals Intact: Δ Yes Δ No | Custody Seal No.:

Cooler Temperature(s) °C and Other Remarks: 316218 #.1 IR

Ver: 01/16/2019

10 Hazelwood Drive
Amherst, NY 14228-2298
Phone (716) 691-2600 Phone (716) 691-7991

Chain of Custody Record

eurofins | Environment Testing

Syracuse #225

Client Information	Sampler:	Lab PM: Beninati, John	Carrier Tracking No(s):
Client Contact: Tim Beaumont	Phone:	E-Mail: John.Beninati@et.eurofinsus.com	State of Origin:
Company: Groundwater & Environmental Services Inc	PWSID:		
Address: 6780 Northern Boulevard Suite 100	Due Date Requested:		
City: East Syracuse	TAT Requested (days): Standard		
State, Zip: NY, 13057	Compliance Project: Δ Yes Δ No		
Phone:	PO #: 0603400-120788-221-1106		
Email: tbeaumont@gesonline.com	WO #:		
Project Name: Saratoga Quarterly Main Site GW Event Desc: Saratoga Main Si	Project #: 48027231		
Site: Saratoga Quarterly Main Site GWS	SSOW#:		

COC No: 480-192880-40374.2
Page: Page 2 of 2
Job #:

Analysis Requested

Preservation Codes:
A - HCL, B - NaOH, C - Zn Acetate, D - Nitric Acid, E - NaHSO4, F - MeOH, G - Amchlor, H - Ascorbic Acid, I - Ice, J - DI Water, K - EDTA, L - EDA
M - Hexane, N - None, O - AsNaO2, P - Na2O4S, Q - Na2SO3, R - Na2S2O3, S - H2SO4, T - TSP Dodecahydrate, U - Acetone, V - MCAA, W - pH 4-5, Y - Trizma, Z - other (specify)
Other:

Sample Identification	Sample Date	Sample Time	Sample Type (C=comp, G=grab)	Matrix (W=water, S=solid, O=waste/oil, BT=Tissue, A=Air)	Field Filtered Sample (Yes or No)	Perform MS/MSD (Yes or No)	8270D - PAH Semivolatiles	8260C - BTEX - 8260	Total Number of containers	Special Instructions/Note:
			Preservation Code:				N	A		
LTMW-15	4/17/24	1030	G	Water			3	2	5	
ORS	4/17/24	0730	G	Water			3	2	5	
MH-1	4/17/24	1200	G	Water			3	2	5	
Field Duplicate	4/17/24		G	Water			3	2	5	
Trip Blank				Water				2	2	

RE 4-17-24

Possible Hazard Identification
☐ Non-Hazard ☐ Flammable ☐ Skin Irritant ☐ Poison B ☐ Unknown ☐ Radiological

Sample Disposal (A fee may be assessed if samples are retained longer than 1 month)
☐ Return To Client ☐ Disposal By Lab ☐ Archive For _____ Months

Deliverable Requested: I, II, III, IV, Other (specify) CAT B DELIVERY

Special Instructions/QC Requirements:

Empty Kit Relinquished by: | Date: | Time: | Method of Shipment:

Relinquished by:	Date/Time:	Company	Received by:	Date/Time:	Company
[signature]	4/17/24 1600		[signature]	4/17/24 1600	ES-SYR
Reinglish	4-17-24, 1900	Pyr	[signature]	04/18/24 1030	OTA

Custody Seals Intact: Δ Yes Δ No | Custody Seal No.: | Cooler Temperature(s) °C and Other Remarks:

Ver: 01/16/2019

4/26/2024

Login Sample Receipt Checklist

Client: Groundwater & Environmental Services Inc

Job Number: 480-219026-1

Login Number: 219026
List Number: 1
Creator: Yeager, Brian A

List Source: Eurofins Buffalo

Question	Answer	Comment
Radioactivity either was not measured or, if measured, is at or below background	True	
The cooler's custody seal, if present, is intact.	True	
The cooler or samples do not appear to have been compromised or tampered with.	True	
Samples were received on ice.	True	
Cooler Temperature is acceptable.	True	
Cooler Temperature is recorded.	True	
COC is present.	True	
COC is filled out in ink and legible.	True	
COC is filled out with all pertinent information.	True	
Is the Field Sampler's name present on COC?	True	
There are no discrepancies between the sample IDs on the containers and the COC.	True	
Samples are received within Holding Time (Excluding tests with immediate HTs)..	True	
Sample containers have legible labels.	True	
Containers are not broken or leaking.	True	
Sample collection date/times are provided.	True	
Appropriate sample containers are used.	True	
Sample bottles are completely filled.	True	
Sample Preservation Verified	True	
There is sufficient vol. for all requested analyses, incl. any requested MS/MSDs	True	
VOA sample vials do not have headspace or bubble is <6mm (1/4") in diameter.	True	
If necessary, staff have been informed of any short hold time or quick TAT needs	True	
Multiphasic samples are not present.	True	
Samples do not require splitting or compositing.	True	
Sampling Company provided.	True	GES
Samples received within 48 hours of sampling.	True	
Samples requiring field filtration have been filtered in the field.	True	
Chlorine Residual checked.	N/A	

eurofins | Environment Testing

1 2 3 4 5 6 7 8 9 10 11 12 13 14 15

ANALYTICAL REPORT

PREPARED FOR

Attn: Tim Beaumont
Groundwater & Environmental Services Inc
6780 Northern Boulevard
Suite 100
East Syracuse, New York 13057

Generated 4/25/2024 8:12:49 AM

JOB DESCRIPTION

Saratoga SA Former Skating Rink GWS

JOB NUMBER

480-219027-1

Eurofins Buffalo
10 Hazelwood Drive
Amherst NY 14228-2298

See page two for job notes and contact information.

myEOL

Job Notes

This report may not be reproduced except in full, and with written approval from the laboratory. The results relate only to the samples tested. For questions please contact the Project Manager at the e-mail address or telephone number listed on this page.

The test results in this report relate only to the samples as received by the laboratory and will meet all requirements of the methodology, with any exceptions noted. This report shall not be reproduced except in full, without the express written approval of the laboratory. All questions should be directed to the Eurofins Environment Testing Northeast, LLC Project Manager.

Authorization

Generated
4/25/2024 8:12:49 AM

Authorized for release by
John Beninati, Project Manager I
John.Beninati@et.eurofinsus.com
(716)504-9874

Table of Contents

Cover Page 1
Table of Contents 3
Definitions/Glossary 4
Case Narrative 5
Detection Summary 6
Client Sample Results 7
Surrogate Summary 12
QC Sample Results 13
QC Association Summary 16
Lab Chronicle 17
Certification Summary 18
Method Summary 19
Sample Summary 20
Chain of Custody 21
Receipt Checklists 22

Qualifiers

GC/MS Semi VOA

Qualifier	Qualifier Description
*1	LCS/LCSD RPD exceeds control limits.
S1-	Surrogate recovery exceeds control limits, low biased.

Glossary

Abbreviation	These commonly used abbreviations may or may not be present in this report.
¤	Listed under the "D" column to designate that the result is reported on a dry weight basis
%R	Percent Recovery
CFL	Contains Free Liquid
CFU	Colony Forming Unit
CNF	Contains No Free Liquid
DER	Duplicate Error Ratio (normalized absolute difference)
Dil Fac	Dilution Factor
DL	Detection Limit (DoD/DOE)
DL, RA, RE, IN	Indicates a Dilution, Re-analysis, Re-extraction, or additional Initial metals/anion analysis of the sample
DLC	Decision Level Concentration (Radiochemistry)
EDL	Estimated Detection Limit (Dioxin)
LOD	Limit of Detection (DoD/DOE)
LOQ	Limit of Quantitation (DoD/DOE)
MCL	EPA recommended "Maximum Contaminant Level"
MDA	Minimum Detectable Activity (Radiochemistry)
MDC	Minimum Detectable Concentration (Radiochemistry)
MDL	Method Detection Limit
ML	Minimum Level (Dioxin)
MPN	Most Probable Number
MQL	Method Quantitation Limit
NC	Not Calculated
ND	Not Detected at the reporting limit (or MDL or EDL if shown)
NEG	Negative / Absent
POS	Positive / Present
PQL	Practical Quantitation Limit
PRES	Presumptive
QC	Quality Control
RER	Relative Error Ratio (Radiochemistry)
RL	Reporting Limit or Requested Limit (Radiochemistry)
RPD	Relative Percent Difference, a measure of the relative difference between two points
TEF	Toxicity Equivalent Factor (Dioxin)
TEQ	Toxicity Equivalent Quotient (Dioxin)
TNTC	Too Numerous To Count

Job ID: 480-219027-1 Eurofins Buffalo

Job Narrative
480-219027-1

Analytical test results meet all requirements of the associated regulatory program listed on the Accreditation/Certification Summary Page unless otherwise noted under the individual analysis. Data qualifiers are applied to indicate exceptions. Noncompliant quality control (QC) is further explained in narrative comments.

- Matrix QC may not be reported if insufficient sample or site-specific QC samples were not submitted. In these situations, to demonstrate precision and accuracy at a batch level, a LCS/LCSD may be performed, unless otherwise specified in the method.
- Surrogate and/or isotope dilution analyte recoveries (if applicable) which are outside of the QC window are confirmed unless attributed to a dilution or otherwise noted in the narrative.

Regulated compliance samples (e.g. SDWA, NPDES) must comply with the associated agency requirements/permits.

Receipt
The samples were received on 4/18/2024 10:30 AM. Unless otherwise noted below, the samples arrived in good condition, and, where required, properly preserved and on ice. The temperature of the cooler at receipt time was 3.6°C.

GC/MS VOA
No additional analytical or quality issues were noted, other than those described above or in the Definitions/ Glossary page.

GC/MS Semi VOA
Method 8270D: Insufficient sample volume was available to perform a matrix spike/matrix spike duplicate/sample duplicate (MS/MSD/DUP) associated with preparation batch 480-708767.

Method 8270D: Three surrogates are used for this analysis. The laboratory's SOP allows one of these surrogates to be outside acceptance criteria without performing re-extraction/re-analysis. The following samples contained an allowable number of surrogate compounds outside limits: LMTW-06 (480-219027-1), LMTW-07 (480-219027-2), LMTW-08 (480-219027-3) and LMTW-10 (480-219027-5). These results have been reported and qualified.

Method 8270D: The RPD of the laboratory control sample (LCS) and laboratory control sample duplicate (LCSD) for preparation batch 480-708767 and analytical batch 480-708952 recovered outside control limits for the following analytes: Benzo[a]pyrene, Benzo[b]fluoranthene, Benzo[g,h,i]perylene, Dibenz(a,h)anthracene and Indeno[1,2,3-cd]pyrene.

No additional analytical or quality issues were noted, other than those described above or in the Definitions/ Glossary page.

Detection Summary

Client: Groundwater & Environmental Services Inc | Job ID: 480-219027-1

Client Sample ID: LMTW-06 | Lab Sample ID: 480-219027-1

No Detections.

Client Sample ID: LMTW-07 | Lab Sample ID: 480-219027-2

No Detections.

Client Sample ID: LMTW-08 | Lab Sample ID: 480-219027-3

No Detections.

Client Sample ID: LMTW-09 | Lab Sample ID: 480-219027-4

No Detections.

Client Sample ID: LMTW-10 | Lab Sample ID: 480-219027-5

No Detections.

This Detection Summary does not include radiochemical test results.

Client Sample ID: LMTW-06
Lab Sample ID: 480-219027-1
Date Collected: 04/16/24 17:30
Matrix: Water
Date Received: 04/18/24 10:30

Method: SW846 8260C - Volatile Organic Compounds by GC/MS

Analyte	Result	Qualifier	RL	MDL	Unit	D	Prepared	Analyzed	Dil Fac
Benzene	ND		1.0	0.41	ug/L			04/22/24 18:06	1
Toluene	ND		1.0	0.51	ug/L			04/22/24 18:06	1
Ethylbenzene	ND		1.0	0.74	ug/L			04/22/24 18:06	1
m-Xylene & p-Xylene	ND		2.0	0.66	ug/L			04/22/24 18:06	1
o-Xylene	ND		1.0	0.76	ug/L			04/22/24 18:06	1
Xylenes, Total	ND		2.0	0.66	ug/L			04/22/24 18:06	1
Total BTEX	ND		2.0	1.0	ug/L			04/22/24 18:06	1

Surrogate	*%Recovery*	*Qualifier*	*Limits*	*Prepared*	*Analyzed*	*Dil Fac*
Toluene-d8 (Surr)	*95*		*80 - 120*		*04/22/24 18:06*	*1*
1,2-Dichloroethane-d4 (Surr)	*101*		*77 - 120*		*04/22/24 18:06*	*1*
4-Bromofluorobenzene (Surr)	*98*		*73 - 120*		*04/22/24 18:06*	*1*
Dibromofluoromethane (Surr)	*101*		*75 - 123*		*04/22/24 18:06*	*1*

Method: SW846 8270D - Semivolatile Organic Compounds (GC/MS)

Analyte	Result	Qualifier	RL	MDL	Unit	D	Prepared	Analyzed	Dil Fac
Acenaphthene	ND		5.0	0.41	ug/L		04/22/24 09:28	04/23/24 15:12	1
Acenaphthylene	ND		5.0	0.38	ug/L		04/22/24 09:28	04/23/24 15:12	1
Anthracene	ND		5.0	0.28	ug/L		04/22/24 09:28	04/23/24 15:12	1
Benzo[a]anthracene	ND		5.0	0.36	ug/L		04/22/24 09:28	04/23/24 15:12	1
Benzo[a]pyrene	ND	*1	5.0	0.47	ug/L		04/22/24 09:28	04/23/24 15:12	1
Benzo[b]fluoranthene	ND	*1	5.0	0.34	ug/L		04/22/24 09:28	04/23/24 15:12	1
Benzo[g,h,i]perylene	ND	*1	5.0	0.35	ug/L		04/22/24 09:28	04/23/24 15:12	1
Benzo[k]fluoranthene	ND		5.0	0.73	ug/L		04/22/24 09:28	04/23/24 15:12	1
Chrysene	ND		5.0	0.33	ug/L		04/22/24 09:28	04/23/24 15:12	1
Dibenz(a,h)anthracene	ND	*1	5.0	0.42	ug/L		04/22/24 09:28	04/23/24 15:12	1
Fluoranthene	ND		5.0	0.40	ug/L		04/22/24 09:28	04/23/24 15:12	1
Fluorene	ND		5.0	0.36	ug/L		04/22/24 09:28	04/23/24 15:12	1
Indeno[1,2,3-cd]pyrene	ND	*1	5.0	0.47	ug/L		04/22/24 09:28	04/23/24 15:12	1
Naphthalene	ND		5.0	0.76	ug/L		04/22/24 09:28	04/23/24 15:12	1
Phenanthrene	ND		5.0	0.44	ug/L		04/22/24 09:28	04/23/24 15:12	1
Pyrene	ND		5.0	0.34	ug/L		04/22/24 09:28	04/23/24 15:12	1

Surrogate	*%Recovery*	*Qualifier*	*Limits*	*Prepared*	*Analyzed*	*Dil Fac*
2-Fluorobiphenyl (Surr)	*70*		*48 - 120*	*04/22/24 09:28*	*04/23/24 15:12*	*1*
Nitrobenzene-d5 (Surr)	*69*		*46 - 120*	*04/22/24 09:28*	*04/23/24 15:12*	*1*
p-Terphenyl-d14 (Surr)	*50*	*S1-*	*60 - 148*	*04/22/24 09:28*	*04/23/24 15:12*	*1*

Client Sample ID: LMTW-07
Lab Sample ID: 480-219027-2
Date Collected: 04/16/24 16:35
Matrix: Water
Date Received: 04/18/24 10:30

Method: SW846 8260C - Volatile Organic Compounds by GC/MS

Analyte	Result	Qualifier	RL	MDL	Unit	D	Prepared	Analyzed	Dil Fac
Benzene	ND		1.0	0.41	ug/L			04/22/24 18:29	1
Toluene	ND		1.0	0.51	ug/L			04/22/24 18:29	1
Ethylbenzene	ND		1.0	0.74	ug/L			04/22/24 18:29	1
m-Xylene & p-Xylene	ND		2.0	0.66	ug/L			04/22/24 18:29	1
o-Xylene	ND		1.0	0.76	ug/L			04/22/24 18:29	1
Xylenes, Total	ND		2.0	0.66	ug/L			04/22/24 18:29	1
Total BTEX	ND		2.0	1.0	ug/L			04/22/24 18:29	1

Client Sample ID: LMTW-07
Lab Sample ID: 480-219027-2
Date Collected: 04/16/24 16:35
Matrix: Water
Date Received: 04/18/24 10:30

Surrogate	%Recovery	Qualifier	Limits	Prepared	Analyzed	Dil Fac
Toluene-d8 (Surr)	*95*		*80 - 120*		*04/22/24 18:29*	*1*
1,2-Dichloroethane-d4 (Surr)	*114*		*77 - 120*		*04/22/24 18:29*	*1*
4-Bromofluorobenzene (Surr)	*111*		*73 - 120*		*04/22/24 18:29*	*1*
Dibromofluoromethane (Surr)	*119*		*75 - 123*		*04/22/24 18:29*	*1*

Method: SW846 8270D - Semivolatile Organic Compounds (GC/MS)

Analyte	Result	Qualifier	RL	MDL	Unit	D	Prepared	Analyzed	Dil Fac
Acenaphthene	ND		5.0	0.41	ug/L		04/22/24 09:28	04/23/24 15:40	1
Acenaphthylene	ND		5.0	0.38	ug/L		04/22/24 09:28	04/23/24 15:40	1
Anthracene	ND		5.0	0.28	ug/L		04/22/24 09:28	04/23/24 15:40	1
Benzo[a]anthracene	ND		5.0	0.36	ug/L		04/22/24 09:28	04/23/24 15:40	1
Benzo[a]pyrene	ND	*1	5.0	0.47	ug/L		04/22/24 09:28	04/23/24 15:40	1
Benzo[b]fluoranthene	ND	*1	5.0	0.34	ug/L		04/22/24 09:28	04/23/24 15:40	1
Benzo[g,h,i]perylene	ND	*1	5.0	0.35	ug/L		04/22/24 09:28	04/23/24 15:40	1
Benzo[k]fluoranthene	ND		5.0	0.73	ug/L		04/22/24 09:28	04/23/24 15:40	1
Chrysene	ND		5.0	0.33	ug/L		04/22/24 09:28	04/23/24 15:40	1
Dibenz(a,h)anthracene	ND	*1	5.0	0.42	ug/L		04/22/24 09:28	04/23/24 15:40	1
Fluoranthene	ND		5.0	0.40	ug/L		04/22/24 09:28	04/23/24 15:40	1
Fluorene	ND		5.0	0.36	ug/L		04/22/24 09:28	04/23/24 15:40	1
Indeno[1,2,3-cd]pyrene	ND	*1	5.0	0.47	ug/L		04/22/24 09:28	04/23/24 15:40	1
Naphthalene	ND		5.0	0.76	ug/L		04/22/24 09:28	04/23/24 15:40	1
Phenanthrene	ND		5.0	0.44	ug/L		04/22/24 09:28	04/23/24 15:40	1
Pyrene	ND		5.0	0.34	ug/L		04/22/24 09:28	04/23/24 15:40	1

Surrogate	%Recovery	Qualifier	Limits	Prepared	Analyzed	Dil Fac
2-Fluorobiphenyl (Surr)	*75*		*48 - 120*	*04/22/24 09:28*	*04/23/24 15:40*	*1*
Nitrobenzene-d5 (Surr)	*76*		*46 - 120*	*04/22/24 09:28*	*04/23/24 15:40*	*1*
p-Terphenyl-d14 (Surr)	*46*	*S1-*	*60 - 148*	*04/22/24 09:28*	*04/23/24 15:40*	*1*

Client Sample ID: LMTW-08
Lab Sample ID: 480-219027-3
Date Collected: 04/16/24 16:20
Matrix: Water
Date Received: 04/18/24 10:30

Method: SW846 8260C - Volatile Organic Compounds by GC/MS

Analyte	Result	Qualifier	RL	MDL	Unit	D	Prepared	Analyzed	Dil Fac
Benzene	ND		1.0	0.41	ug/L			04/22/24 18:51	1
Toluene	ND		1.0	0.51	ug/L			04/22/24 18:51	1
Ethylbenzene	ND		1.0	0.74	ug/L			04/22/24 18:51	1
m-Xylene & p-Xylene	ND		2.0	0.66	ug/L			04/22/24 18:51	1
o-Xylene	ND		1.0	0.76	ug/L			04/22/24 18:51	1
Xylenes, Total	ND		2.0	0.66	ug/L			04/22/24 18:51	1
Total BTEX	ND		2.0	1.0	ug/L			04/22/24 18:51	1

Surrogate	%Recovery	Qualifier	Limits	Prepared	Analyzed	Dil Fac
Toluene-d8 (Surr)	*93*		*80 - 120*		*04/22/24 18:51*	*1*
1,2-Dichloroethane-d4 (Surr)	*108*		*77 - 120*		*04/22/24 18:51*	*1*
4-Bromofluorobenzene (Surr)	*103*		*73 - 120*		*04/22/24 18:51*	*1*
Dibromofluoromethane (Surr)	*110*		*75 - 123*		*04/22/24 18:51*	*1*

Method: SW846 8270D - Semivolatile Organic Compounds (GC/MS)

Analyte	Result	Qualifier	RL	MDL	Unit	D	Prepared	Analyzed	Dil Fac
Acenaphthene	ND		5.7	0.47	ug/L		04/22/24 09:28	04/23/24 16:07	1

Client Sample ID: LMTW-08
Lab Sample ID: 480-219027-3
Date Collected: 04/16/24 16:20
Matrix: Water
Date Received: 04/18/24 10:30

Method: SW846 8270D - Semivolatile Organic Compounds (GC/MS) (Continued)

Analyte	Result	Qualifier	RL	MDL	Unit	D	Prepared	Analyzed	Dil Fac
Acenaphthylene	ND		5.7	0.43	ug/L		04/22/24 09:28	04/23/24 16:07	1
Anthracene	ND		5.7	0.32	ug/L		04/22/24 09:28	04/23/24 16:07	1
Benzo[a]anthracene	ND		5.7	0.41	ug/L		04/22/24 09:28	04/23/24 16:07	1
Benzo[a]pyrene	ND	*1	5.7	0.53	ug/L		04/22/24 09:28	04/23/24 16:07	1
Benzo[b]fluoranthene	ND	*1	5.7	0.39	ug/L		04/22/24 09:28	04/23/24 16:07	1
Benzo[g,h,i]perylene	ND	*1	5.7	0.40	ug/L		04/22/24 09:28	04/23/24 16:07	1
Benzo[k]fluoranthene	ND		5.7	0.83	ug/L		04/22/24 09:28	04/23/24 16:07	1
Chrysene	ND		5.7	0.38	ug/L		04/22/24 09:28	04/23/24 16:07	1
Dibenz(a,h)anthracene	ND	*1	5.7	0.48	ug/L		04/22/24 09:28	04/23/24 16:07	1
Fluoranthene	ND		5.7	0.45	ug/L		04/22/24 09:28	04/23/24 16:07	1
Fluorene	ND		5.7	0.41	ug/L		04/22/24 09:28	04/23/24 16:07	1
Indeno[1,2,3-cd]pyrene	ND	*1	5.7	0.53	ug/L		04/22/24 09:28	04/23/24 16:07	1
Naphthalene	ND		5.7	0.86	ug/L		04/22/24 09:28	04/23/24 16:07	1
Phenanthrene	ND		5.7	0.50	ug/L		04/22/24 09:28	04/23/24 16:07	1
Pyrene	ND		5.7	0.39	ug/L		04/22/24 09:28	04/23/24 16:07	1

Surrogate	*%Recovery*	*Qualifier*	*Limits*	*Prepared*	*Analyzed*	*Dil Fac*
2-Fluorobiphenyl (Surr)	*73*		*48 - 120*	*04/22/24 09:28*	*04/23/24 16:07*	*1*
Nitrobenzene-d5 (Surr)	*75*		*46 - 120*	*04/22/24 09:28*	*04/23/24 16:07*	*1*
p-Terphenyl-d14 (Surr)	*49*	*S1-*	*60 - 148*	*04/22/24 09:28*	*04/23/24 16:07*	*1*

Client Sample ID: LMTW-09
Lab Sample ID: 480-219027-4
Date Collected: 04/16/24 15:10
Matrix: Water
Date Received: 04/18/24 10:30

Method: SW846 8260C - Volatile Organic Compounds by GC/MS

Analyte	Result	Qualifier	RL	MDL	Unit	D	Prepared	Analyzed	Dil Fac
Benzene	ND		1.0	0.41	ug/L			04/22/24 19:14	1
Toluene	ND		1.0	0.51	ug/L			04/22/24 19:14	1
Ethylbenzene	ND		1.0	0.74	ug/L			04/22/24 19:14	1
m-Xylene & p-Xylene	ND		2.0	0.66	ug/L			04/22/24 19:14	1
o-Xylene	ND		1.0	0.76	ug/L			04/22/24 19:14	1
Xylenes, Total	ND		2.0	0.66	ug/L			04/22/24 19:14	1
Total BTEX	ND		2.0	1.0	ug/L			04/22/24 19:14	1

Surrogate	*%Recovery*	*Qualifier*	*Limits*	*Prepared*	*Analyzed*	*Dil Fac*
Toluene-d8 (Surr)	*92*		*80 - 120*		*04/22/24 19:14*	*1*
1,2-Dichloroethane-d4 (Surr)	*105*		*77 - 120*		*04/22/24 19:14*	*1*
4-Bromofluorobenzene (Surr)	*100*		*73 - 120*		*04/22/24 19:14*	*1*
Dibromofluoromethane (Surr)	*101*		*75 - 123*		*04/22/24 19:14*	*1*

Method: SW846 8270D - Semivolatile Organic Compounds (GC/MS)

Analyte	Result	Qualifier	RL	MDL	Unit	D	Prepared	Analyzed	Dil Fac
Acenaphthene	ND		5.0	0.41	ug/L		04/22/24 09:28	04/23/24 16:35	1
Acenaphthylene	ND		5.0	0.38	ug/L		04/22/24 09:28	04/23/24 16:35	1
Anthracene	ND		5.0	0.28	ug/L		04/22/24 09:28	04/23/24 16:35	1
Benzo[a]anthracene	ND		5.0	0.36	ug/L		04/22/24 09:28	04/23/24 16:35	1
Benzo[a]pyrene	ND	*1	5.0	0.47	ug/L		04/22/24 09:28	04/23/24 16:35	1
Benzo[b]fluoranthene	ND	*1	5.0	0.34	ug/L		04/22/24 09:28	04/23/24 16:35	1
Benzo[g,h,i]perylene	ND	*1	5.0	0.35	ug/L		04/22/24 09:28	04/23/24 16:35	1
Benzo[k]fluoranthene	ND		5.0	0.73	ug/L		04/22/24 09:28	04/23/24 16:35	1
Chrysene	ND		5.0	0.33	ug/L		04/22/24 09:28	04/23/24 16:35	1

Client Sample ID: LMTW-09
Lab Sample ID: 480-219027-4
Date Collected: 04/16/24 15:10
Matrix: Water
Date Received: 04/18/24 10:30

Method: SW846 8270D - Semivolatile Organic Compounds (GC/MS) (Continued)

Analyte	Result	Qualifier	RL	MDL	Unit	D	Prepared	Analyzed	Dil Fac
Dibenz(a,h)anthracene	ND	*1	5.0	0.42	ug/L		04/22/24 09:28	04/23/24 16:35	1
Fluoranthene	ND		5.0	0.40	ug/L		04/22/24 09:28	04/23/24 16:35	1
Fluorene	ND		5.0	0.36	ug/L		04/22/24 09:28	04/23/24 16:35	1
Indeno[1,2,3-cd]pyrene	ND	*1	5.0	0.47	ug/L		04/22/24 09:28	04/23/24 16:35	1
Naphthalene	ND		5.0	0.76	ug/L		04/22/24 09:28	04/23/24 16:35	1
Phenanthrene	ND		5.0	0.44	ug/L		04/22/24 09:28	04/23/24 16:35	1
Pyrene	ND		5.0	0.34	ug/L		04/22/24 09:28	04/23/24 16:35	1

Surrogate	*%Recovery*	*Qualifier*	*Limits*	*Prepared*	*Analyzed*	*Dil Fac*
2-Fluorobiphenyl (Surr)	*66*		*48 - 120*	*04/22/24 09:28*	*04/23/24 16:35*	*1*
Nitrobenzene-d5 (Surr)	*68*		*46 - 120*	*04/22/24 09:28*	*04/23/24 16:35*	*1*
p-Terphenyl-d14 (Surr)	*68*		*60 - 148*	*04/22/24 09:28*	*04/23/24 16:35*	*1*

Client Sample ID: LMTW-10
Lab Sample ID: 480-219027-5
Date Collected: 04/16/24 15:25
Matrix: Water
Date Received: 04/18/24 10:30

Method: SW846 8260C - Volatile Organic Compounds by GC/MS

Analyte	Result	Qualifier	RL	MDL	Unit	D	Prepared	Analyzed	Dil Fac
Benzene	ND		1.0	0.41	ug/L			04/22/24 19:36	1
Toluene	ND		1.0	0.51	ug/L			04/22/24 19:36	1
Ethylbenzene	ND		1.0	0.74	ug/L			04/22/24 19:36	1
m-Xylene & p-Xylene	ND		2.0	0.66	ug/L			04/22/24 19:36	1
o-Xylene	ND		1.0	0.76	ug/L			04/22/24 19:36	1
Xylenes, Total	ND		2.0	0.66	ug/L			04/22/24 19:36	1
Total BTEX	ND		2.0	1.0	ug/L			04/22/24 19:36	1

Surrogate	*%Recovery*	*Qualifier*	*Limits*	*Prepared*	*Analyzed*	*Dil Fac*
Toluene-d8 (Surr)	*89*		*80 - 120*		*04/22/24 19:36*	*1*
1,2-Dichloroethane-d4 (Surr)	*102*		*77 - 120*		*04/22/24 19:36*	*1*
4-Bromofluorobenzene (Surr)	*97*		*73 - 120*		*04/22/24 19:36*	*1*
Dibromofluoromethane (Surr)	*98*		*75 - 123*		*04/22/24 19:36*	*1*

Method: SW846 8270D - Semivolatile Organic Compounds (GC/MS)

Analyte	Result	Qualifier	RL	MDL	Unit	D	Prepared	Analyzed	Dil Fac
Acenaphthene	ND		5.0	0.41	ug/L		04/22/24 09:28	04/23/24 17:03	1
Acenaphthylene	ND		5.0	0.38	ug/L		04/22/24 09:28	04/23/24 17:03	1
Anthracene	ND		5.0	0.28	ug/L		04/22/24 09:28	04/23/24 17:03	1
Benzo[a]anthracene	ND		5.0	0.36	ug/L		04/22/24 09:28	04/23/24 17:03	1
Benzo[a]pyrene	ND	*1	5.0	0.47	ug/L		04/22/24 09:28	04/23/24 17:03	1
Benzo[b]fluoranthene	ND	*1	5.0	0.34	ug/L		04/22/24 09:28	04/23/24 17:03	1
Benzo[g,h,i]perylene	ND	*1	5.0	0.35	ug/L		04/22/24 09:28	04/23/24 17:03	1
Benzo[k]fluoranthene	ND		5.0	0.73	ug/L		04/22/24 09:28	04/23/24 17:03	1
Chrysene	ND		5.0	0.33	ug/L		04/22/24 09:28	04/23/24 17:03	1
Dibenz(a,h)anthracene	ND	*1	5.0	0.42	ug/L		04/22/24 09:28	04/23/24 17:03	1
Fluoranthene	ND		5.0	0.40	ug/L		04/22/24 09:28	04/23/24 17:03	1
Fluorene	ND		5.0	0.36	ug/L		04/22/24 09:28	04/23/24 17:03	1
Indeno[1,2,3-cd]pyrene	ND	*1	5.0	0.47	ug/L		04/22/24 09:28	04/23/24 17:03	1
Naphthalene	ND		5.0	0.76	ug/L		04/22/24 09:28	04/23/24 17:03	1
Phenanthrene	ND		5.0	0.44	ug/L		04/22/24 09:28	04/23/24 17:03	1
Pyrene	ND		5.0	0.34	ug/L		04/22/24 09:28	04/23/24 17:03	1

Client Sample ID: LMTW-10 **Lab Sample ID: 480-219027-5**
Date Collected: 04/16/24 15:25 **Matrix: Water**
Date Received: 04/18/24 10:30

Surrogate	%Recovery	Qualifier	Limits	Prepared	Analyzed	Dil Fac
2-Fluorobiphenyl (Surr)	72		48 - 120	04/22/24 09:28	04/23/24 17:03	1
Nitrobenzene-d5 (Surr)	74		46 - 120	04/22/24 09:28	04/23/24 17:03	1
p-Terphenyl-d14 (Surr)	57	S1-	60 - 148	04/22/24 09:28	04/23/24 17:03	1

Surrogate Summary

Client: Groundwater & Environmental Services Inc | Job ID: 480-219027-1

Method: 8260C - Volatile Organic Compounds by GC/MS

Matrix: Water | **Prep Type: Total/NA**

		Percent Surrogate Recovery (Acceptance Limits)			
		TOL	DCA	BFB	DBFM
Lab Sample ID	Client Sample ID	(80-120)	(77-120)	(73-120)	(75-123)
480-219027-1	LMTW-06	95	101	98	101
480-219027-2	LMTW-07	95	114	111	119
480-219027-3	LMTW-08	93	108	103	110
480-219027-4	LMTW-09	92	105	100	101
480-219027-5	LMTW-10	89	102	97	98
LCS 480-708740/6	Lab Control Sample	89	104	95	101
MB 480-708740/8	Method Blank	96	105	104	108

Surrogate Legend

TOL = Toluene-d8 (Surr)
DCA = 1,2-Dichloroethane-d4 (Surr)
BFB = 4-Bromofluorobenzene (Surr)
DBFM = Dibromofluoromethane (Surr)

Method: 8270D - Semivolatile Organic Compounds (GC/MS)

Matrix: Water | **Prep Type: Total/NA**

		Percent Surrogate Recovery (Acceptance Limits)		
		FBP	NBZ	TPHd14
Lab Sample ID	Client Sample ID	(48-120)	(46-120)	(60-148)
480-219027-1	LMTW-06	70	69	50 S1-
480-219027-2	LMTW-07	75	76	46 S1-
480-219027-3	LMTW-08	73	75	49 S1-
480-219027-4	LMTW-09	66	68	68
480-219027-5	LMTW-10	72	74	57 S1-
LCS 480-708767/2-A	Lab Control Sample	80	89	84
LCSD 480-708767/3-A	Lab Control Sample Dup	77	85	72
MB 480-708767/1-A	Method Blank	72	73	84

Surrogate Legend

FBP = 2-Fluorobiphenyl (Surr)
NBZ = Nitrobenzene-d5 (Surr)
TPHd14 = p-Terphenyl-d14 (Surr)

Method: 8260C - Volatile Organic Compounds by GC/MS

Lab Sample ID: MB 480-708740/8
Matrix: Water
Analysis Batch: 708740

Client Sample ID: Method Blank
Prep Type: Total/NA

Analyte	MB Result	MB Qualifier	RL	MDL	Unit	D	Prepared	Analyzed	Dil Fac
Benzene	ND		1.0	0.41	ug/L			04/22/24 14:51	1
Toluene	ND		1.0	0.51	ug/L			04/22/24 14:51	1
Ethylbenzene	ND		1.0	0.74	ug/L			04/22/24 14:51	1
m-Xylene & p-Xylene	ND		2.0	0.66	ug/L			04/22/24 14:51	1
o-Xylene	ND		1.0	0.76	ug/L			04/22/24 14:51	1
Xylenes, Total	ND		2.0	0.66	ug/L			04/22/24 14:51	1
Total BTEX	ND		2.0	1.0	ug/L			04/22/24 14:51	1

Surrogate	*MB %Recovery*	*MB Qualifier*	*Limits*	*Prepared*	*Analyzed*	*Dil Fac*
Toluene-d8 (Surr)	*96*		*80 - 120*		*04/22/24 14:51*	*1*
1,2-Dichloroethane-d4 (Surr)	*105*		*77 - 120*		*04/22/24 14:51*	*1*
4-Bromofluorobenzene (Surr)	*104*		*73 - 120*		*04/22/24 14:51*	*1*
Dibromofluoromethane (Surr)	*108*		*75 - 123*		*04/22/24 14:51*	*1*

Lab Sample ID: LCS 480-708740/6
Matrix: Water
Analysis Batch: 708740

Client Sample ID: Lab Control Sample
Prep Type: Total/NA

Analyte	Spike Added	LCS Result	LCS Qualifier	Unit	D	%Rec	%Rec Limits
Benzene	25.0	26.7		ug/L		107	71 - 124
Toluene	25.0	24.4		ug/L		98	80 - 122
Ethylbenzene	25.0	24.5		ug/L		98	77 - 123
m-Xylene & p-Xylene	25.0	23.8		ug/L		95	76 - 122
o-Xylene	25.0	24.6		ug/L		98	76 - 122

Surrogate	*LCS %Recovery*	*LCS Qualifier*	*Limits*
Toluene-d8 (Surr)	*89*		*80 - 120*
1,2-Dichloroethane-d4 (Surr)	*104*		*77 - 120*
4-Bromofluorobenzene (Surr)	*95*		*73 - 120*
Dibromofluoromethane (Surr)	*101*		*75 - 123*

Method: 8270D - Semivolatile Organic Compounds (GC/MS)

Lab Sample ID: MB 480-708767/1-A
Matrix: Water
Analysis Batch: 708952

Client Sample ID: Method Blank
Prep Type: Total/NA
Prep Batch: 708767

Analyte	MB Result	MB Qualifier	RL	MDL	Unit	D	Prepared	Analyzed	Dil Fac
Acenaphthene	ND		5.0	0.41	ug/L		04/22/24 09:28	04/23/24 13:48	1
Acenaphthylene	ND		5.0	0.38	ug/L		04/22/24 09:28	04/23/24 13:48	1
Anthracene	ND		5.0	0.28	ug/L		04/22/24 09:28	04/23/24 13:48	1
Benzo[a]anthracene	ND		5.0	0.36	ug/L		04/22/24 09:28	04/23/24 13:48	1
Benzo[a]pyrene	ND		5.0	0.47	ug/L		04/22/24 09:28	04/23/24 13:48	1
Benzo[b]fluoranthene	ND		5.0	0.34	ug/L		04/22/24 09:28	04/23/24 13:48	1
Benzo[g,h,i]perylene	ND		5.0	0.35	ug/L		04/22/24 09:28	04/23/24 13:48	1
Benzo[k]fluoranthene	ND		5.0	0.73	ug/L		04/22/24 09:28	04/23/24 13:48	1
Chrysene	ND		5.0	0.33	ug/L		04/22/24 09:28	04/23/24 13:48	1
Dibenz(a,h)anthracene	ND		5.0	0.42	ug/L		04/22/24 09:28	04/23/24 13:48	1
Fluoranthene	ND		5.0	0.40	ug/L		04/22/24 09:28	04/23/24 13:48	1

Method: 8270D - Semivolatile Organic Compounds (GC/MS) (Continued)

Lab Sample ID: MB 480-708767/1-A **Client Sample ID: Method Blank**
Matrix: Water **Prep Type: Total/NA**
Analysis Batch: 708952 **Prep Batch: 708767**

Analyte	MB Result	MB Qualifier	RL	MDL	Unit	D	Prepared	Analyzed	Dil Fac
Fluorene	ND		5.0	0.36	ug/L		04/22/24 09:28	04/23/24 13:48	1
Indeno[1,2,3-cd]pyrene	ND		5.0	0.47	ug/L		04/22/24 09:28	04/23/24 13:48	1
Naphthalene	ND		5.0	0.76	ug/L		04/22/24 09:28	04/23/24 13:48	1
Phenanthrene	ND		5.0	0.44	ug/L		04/22/24 09:28	04/23/24 13:48	1
Pyrene	ND		5.0	0.34	ug/L		04/22/24 09:28	04/23/24 13:48	1

Surrogate	*MB %Recovery*	*MB Qualifier*	*Limits*	*Prepared*	*Analyzed*	*Dil Fac*
2-Fluorobiphenyl (Surr)	*72*		*48 - 120*	*04/22/24 09:28*	*04/23/24 13:48*	*1*
Nitrobenzene-d5 (Surr)	*73*		*46 - 120*	*04/22/24 09:28*	*04/23/24 13:48*	*1*
p-Terphenyl-d14 (Surr)	*84*		*60 - 148*	*04/22/24 09:28*	*04/23/24 13:48*	*1*

Lab Sample ID: LCS 480-708767/2-A **Client Sample ID: Lab Control Sample**
Matrix: Water **Prep Type: Total/NA**
Analysis Batch: 708952 **Prep Batch: 708767**

Analyte	Spike Added	LCS Result	LCS Qualifier	Unit	D	%Rec	%Rec Limits
Acenaphthene	32.0	26.6		ug/L		83	60 - 120
Acenaphthylene	32.0	24.1		ug/L		75	63 - 120
Anthracene	32.0	29.9		ug/L		94	67 - 120
Benzo[a]anthracene	32.0	28.9		ug/L		90	70 - 121
Benzo[a]pyrene	32.0	29.9		ug/L		94	60 - 123
Benzo[b]fluoranthene	32.0	29.0		ug/L		91	66 - 126
Benzo[g,h,i]perylene	32.0	28.1		ug/L		88	66 - 150
Benzo[k]fluoranthene	32.0	28.6		ug/L		89	65 - 124
Chrysene	32.0	28.1		ug/L		88	69 - 120
Dibenz(a,h)anthracene	32.0	28.4		ug/L		89	65 - 135
Fluoranthene	32.0	29.2		ug/L		91	69 - 126
Fluorene	32.0	27.7		ug/L		87	66 - 120
Indeno[1,2,3-cd]pyrene	32.0	29.3		ug/L		92	69 - 146
Naphthalene	32.0	24.8		ug/L		78	57 - 120
Phenanthrene	32.0	30.2		ug/L		95	68 - 120
Pyrene	32.0	32.0		ug/L		100	70 - 125

Surrogate	*LCS %Recovery*	*LCS Qualifier*	*Limits*
2-Fluorobiphenyl (Surr)	*80*		*48 - 120*
Nitrobenzene-d5 (Surr)	*89*		*46 - 120*
p-Terphenyl-d14 (Surr)	*84*		*60 - 148*

Lab Sample ID: LCSD 480-708767/3-A **Client Sample ID: Lab Control Sample Dup**
Matrix: Water **Prep Type: Total/NA**
Analysis Batch: 708952 **Prep Batch: 708767**

Analyte	Spike Added	LCSD Result	LCSD Qualifier	Unit	D	%Rec	%Rec Limits	RPD	RPD Limit
Acenaphthene	32.0	26.2		ug/L		82	60 - 120	2	24
Acenaphthylene	32.0	23.7		ug/L		74	63 - 120	2	18
Anthracene	32.0	28.2		ug/L		88	67 - 120	6	15
Benzo[a]anthracene	32.0	25.2		ug/L		79	70 - 121	14	15
Benzo[a]pyrene	32.0	24.2	*1	ug/L		76	60 - 123	21	15
Benzo[b]fluoranthene	32.0	23.8	*1	ug/L		74	66 - 126	20	15

Method: 8270D - Semivolatile Organic Compounds (GC/MS) (Continued)

Lab Sample ID: LCSD 480-708767/3-A **Client Sample ID: Lab Control Sample Dup**
Matrix: Water **Prep Type: Total/NA**
Analysis Batch: 708952 **Prep Batch: 708767**

Analyte			Spike Added	LCSD Result	LCSD Qualifier	Unit	D	%Rec	%Rec Limits	RPD	RPD Limit
Benzo[g,h,i]perylene			32.0	22.6	*1	ug/L		71	66 - 150	22	15
Benzo[k]fluoranthene			32.0	24.5		ug/L		77	65 - 124	15	22
Chrysene			32.0	24.1		ug/L		75	69 - 120	15	15
Dibenz(a,h)anthracene			32.0	22.7	*1	ug/L		71	65 - 135	23	15
Fluoranthene			32.0	26.8		ug/L		84	69 - 126	9	15
Fluorene			32.0	26.7		ug/L		84	66 - 120	4	15
Indeno[1,2,3-cd]pyrene			32.0	23.4	*1	ug/L		73	69 - 146	22	15
Naphthalene			32.0	24.0		ug/L		75	57 - 120	3	29
Phenanthrene			32.0	27.5		ug/L		86	68 - 120	9	15
Pyrene			32.0	30.2		ug/L		95	70 - 125	6	19

Surrogate	*LCSD %Recovery*	*LCSD Qualifier*	*Limits*
2-Fluorobiphenyl (Surr)	*77*		*48 - 120*
Nitrobenzene-d5 (Surr)	*85*		*46 - 120*
p-Terphenyl-d14 (Surr)	*72*		*60 - 148*

GC/MS VOA

Analysis Batch: 708740

Lab Sample ID	Client Sample ID	Prep Type	Matrix	Method	Prep Batch
480-219027-1	LMTW-06	Total/NA	Water	8260C	
480-219027-2	LMTW-07	Total/NA	Water	8260C	
480-219027-3	LMTW-08	Total/NA	Water	8260C	
480-219027-4	LMTW-09	Total/NA	Water	8260C	
480-219027-5	LMTW-10	Total/NA	Water	8260C	
MB 480-708740/8	Method Blank	Total/NA	Water	8260C	
LCS 480-708740/6	Lab Control Sample	Total/NA	Water	8260C	

GC/MS Semi VOA

Prep Batch: 708767

Lab Sample ID	Client Sample ID	Prep Type	Matrix	Method	Prep Batch
480-219027-1	LMTW-06	Total/NA	Water	3510C	
480-219027-2	LMTW-07	Total/NA	Water	3510C	
480-219027-3	LMTW-08	Total/NA	Water	3510C	
480-219027-4	LMTW-09	Total/NA	Water	3510C	
480-219027-5	LMTW-10	Total/NA	Water	3510C	
MB 480-708767/1-A	Method Blank	Total/NA	Water	3510C	
LCS 480-708767/2-A	Lab Control Sample	Total/NA	Water	3510C	
LCSD 480-708767/3-A	Lab Control Sample Dup	Total/NA	Water	3510C	

Analysis Batch: 708952

Lab Sample ID	Client Sample ID	Prep Type	Matrix	Method	Prep Batch
480-219027-1	LMTW-06	Total/NA	Water	8270D	708767
480-219027-2	LMTW-07	Total/NA	Water	8270D	708767
480-219027-3	LMTW-08	Total/NA	Water	8270D	708767
480-219027-4	LMTW-09	Total/NA	Water	8270D	708767
480-219027-5	LMTW-10	Total/NA	Water	8270D	708767
MB 480-708767/1-A	Method Blank	Total/NA	Water	8270D	708767
LCS 480-708767/2-A	Lab Control Sample	Total/NA	Water	8270D	708767
LCSD 480-708767/3-A	Lab Control Sample Dup	Total/NA	Water	8270D	708767

Lab Chronicle

Client Sample ID: LMTW-06
Lab Sample ID: 480-219027-1
Date Collected: 04/16/24 17:30
Matrix: Water
Date Received: 04/18/24 10:30

Prep Type	Batch Type	Batch Method	Run	Dilution Factor	Batch Number	Analyst	Lab	Prepared or Analyzed
Total/NA	Analysis	8260C		1	708740	CC	EET BUF	04/22/24 18:06
Total/NA	Prep	3510C			708767	JMP	EET BUF	04/22/24 09:28
Total/NA	Analysis	8270D		1	708952	JMM	EET BUF	04/23/24 15:12

Client Sample ID: LMTW-07
Lab Sample ID: 480-219027-2
Date Collected: 04/16/24 16:35
Matrix: Water
Date Received: 04/18/24 10:30

Prep Type	Batch Type	Batch Method	Run	Dilution Factor	Batch Number	Analyst	Lab	Prepared or Analyzed
Total/NA	Analysis	8260C		1	708740	CC	EET BUF	04/22/24 18:29
Total/NA	Prep	3510C			708767	JMP	EET BUF	04/22/24 09:28
Total/NA	Analysis	8270D		1	708952	JMM	EET BUF	04/23/24 15:40

Client Sample ID: LMTW-08
Lab Sample ID: 480-219027-3
Date Collected: 04/16/24 16:20
Matrix: Water
Date Received: 04/18/24 10:30

Prep Type	Batch Type	Batch Method	Run	Dilution Factor	Batch Number	Analyst	Lab	Prepared or Analyzed
Total/NA	Analysis	8260C		1	708740	CC	EET BUF	04/22/24 18:51
Total/NA	Prep	3510C			708767	JMP	EET BUF	04/22/24 09:28
Total/NA	Analysis	8270D		1	708952	JMM	EET BUF	04/23/24 16:07

Client Sample ID: LMTW-09
Lab Sample ID: 480-219027-4
Date Collected: 04/16/24 15:10
Matrix: Water
Date Received: 04/18/24 10:30

Prep Type	Batch Type	Batch Method	Run	Dilution Factor	Batch Number	Analyst	Lab	Prepared or Analyzed
Total/NA	Analysis	8260C		1	708740	CC	EET BUF	04/22/24 19:14
Total/NA	Prep	3510C			708767	JMP	EET BUF	04/22/24 09:28
Total/NA	Analysis	8270D		1	708952	JMM	EET BUF	04/23/24 16:35

Client Sample ID: LMTW-10
Lab Sample ID: 480-219027-5
Date Collected: 04/16/24 15:25
Matrix: Water
Date Received: 04/18/24 10:30

Prep Type	Batch Type	Batch Method	Run	Dilution Factor	Batch Number	Analyst	Lab	Prepared or Analyzed
Total/NA	Analysis	8260C		1	708740	CC	EET BUF	04/22/24 19:36
Total/NA	Prep	3510C			708767	JMP	EET BUF	04/22/24 09:28
Total/NA	Analysis	8270D		1	708952	JMM	EET BUF	04/23/24 17:03

Laboratory References:

EET BUF = Eurofins Buffalo, 10 Hazelwood Drive, Amherst, NY 14228-2298, TEL (716)691-2600

Accreditation/Certification Summary

Client: Groundwater & Environmental Services Inc

Job ID: 480-219027-1

Laboratory: Eurofins Buffalo

Unless otherwise noted, all analytes for this laboratory were covered under each accreditation/certification below.

Authority	Program	Identification Number	Expiration Date
New York	NELAP	10026	03-31-25

The following analytes are included in this report, but the laboratory is not certified by the governing authority. This list may include analytes for which the agency does not offer certification.

Analysis Method	Prep Method	Matrix	Analyte
8260C		Water	Total BTEX

Method Summary

Client: Groundwater & Environmental Services Inc

Job ID: 480-219027-1

Method	Method Description	Protocol	Laboratory
8260C	Volatile Organic Compounds by GC/MS	SW846	EET BUF
8270D	Semivolatile Organic Compounds (GC/MS)	SW846	EET BUF
3510C	Liquid-Liquid Extraction (Separatory Funnel)	SW846	EET BUF
5030C	Purge and Trap	SW846	EET BUF

Protocol References:

SW846 = "Test Methods For Evaluating Solid Waste, Physical/Chemical Methods", Third Edition, November 1986 And Its Updates.

Laboratory References:

EET BUF = Eurofins Buffalo, 10 Hazelwood Drive, Amherst, NY 14228-2298, TEL (716)691-2600

Sample Summary

Client: Groundwater & Environmental Services Inc
Job ID: 480-219027-1
Project/Site:

Lab Sample ID	Client Sample ID	Matrix	Collected	Received
480-219027-1	LMTW-06	Water	04/16/24 17:30	04/18/24 10:30
480-219027-2	LMTW-07	Water	04/16/24 16:35	04/18/24 10:30
480-219027-3	LMTW-08	Water	04/16/24 16:20	04/18/24 10:30
480-219027-4	LMTW-09	Water	04/16/24 15:10	04/18/24 10:30
480-219027-5	LMTW-10	Water	04/16/24 15:25	04/18/24 10:30

10 Hazelwood Drive
Amherst, NY 14228-2298
Phone (716) 691-2600 Phone (716) 691-7991

Chain of Custody Record

eurofins | Environment Testing

Syracuse #225

Client Information

Client Contact: Tim Beaumont	Sampler:	Lab PM: Beninati, John	Carrier Tracking No(s):
Company: Groundwater & Environmental Services Inc	Phone:	E-Mail: John.Beninati@et.eurofinsus.com	State of Origin:
Address: 6780 Northern Boulevard Suite 100	PWSID:		COC No: 480-192889-40375.1
City: East Syracuse	Due Date Requested:		Page: Page 1 of 1
State, Zip: NY, 13057	TAT Requested (days): Standard		Job #:
Phone:	Compliance Project: Δ Yes Δ No		
Email: tbeaumont@gesonline.com	PO #: 0603400-120788-221-1106		
Project Name: Saratoga SA Former Skating Rink GW Event Desc: Saratoga SA	WO #:		
Site: Saratoga Former Skating Rink GWS	Project #: 48027231		
	SSOW#:		

Analysis Requested

Preservation Codes:
A - HCL, B - NaOH, C - Zn Acetate, D - Nitric Acid, E - NaHSO4, F - MeOH, G - Amchlor, H - Ascorbic Acid, I - Ice, J - DI Water, K - EDTA, L - EDA, M - Hexane, N - None, O - AsNaO2, P - Na2O4S, Q - Na2SO3, R - Na2S2O3, S - H2SO4, T - TSP Dodecahydrate, U - Acetone, V - MCAA, W - pH 4-5, Y - Trizma, Z - other (specify)
Other:

Sample Identification	Sample Date	Sample Time	Sample Type (C=comp, G=grab)	Matrix (W=water, S=solid, O=waste/oil, BT=Tissue, A=Air)	Field Filtered Sample (Yes or No)	Perform MS/MSD (Yes or No)	8270D - PAH Semivolatiles	8260C - BTEX - 8260	Total Number of containers	Special Instructions/Note:
			Preservation Code:				N	A		
LMTW-06	4/16/24	1730	G	Water			2	3	5	
LMTW-07		1635	G	Water			2	3	5	
LMTW-08		1620	G	Water			2	3	5	
LMTW-09		1510	G	Water			2	3	5	
LMTW-10		1525	G	Water			2	3	5	

Rec 4-17-24

480-219027 Chain of Custody

Possible Hazard Identification
☐ Non-Hazard ☐ Flammable ☐ Skin Irritant ☐ Poison B ☐ Unknown ☐ Radiological

Sample Disposal (A fee may be assessed if samples are retained longer than 1 month)
☐ Return To Client ☐ Disposal By Lab ☐ Archive For ____ Months

Deliverable Requested: I, II, III, IV, Other (specify) CAT B DELIVERY

Special Instructions/QC Requirements:

Empty Kit Relinquished by:		Date:	Time:	Method of Shipment:		
Relinquished by:	Date/Time: 4/17/24 1600	Company GES	Received by:	Date/Time: 4/17/24 1600	Company ES&VR	
Relinquished by: Reinquished	Date/Time: 4-17-24, 1900	Company Fye	Received by:	Date/Time: 04/18/24 1030	Company TA	
Relinquished by:	Date/Time:	Company	Received by:	Date/Time:	Company	

Custody Seals Intact: Δ Yes Δ No	Custody Seal No.:	Cooler Temperature(s) °C and Other Remarks: Bio #1 Ice

Ver: 01/16/2019

Page 21 of 22

4/25/2024

Login Sample Receipt Checklist

Client: Groundwater & Environmental Services Inc

Job Number: 480-219027-1

Login Number: 219027
List Number: 1
Creator: Wallace, Cameron

List Source: Eurofins Buffalo

Question	Answer	Comment
Radioactivity either was not measured or, if measured, is at or below background	True	
The cooler's custody seal, if present, is intact.	True	
The cooler or samples do not appear to have been compromised or tampered with.	True	
Samples were received on ice.	True	
Cooler Temperature is acceptable.	True	
Cooler Temperature is recorded.	True	
COC is present.	True	
COC is filled out in ink and legible.	True	
COC is filled out with all pertinent information.	True	
Is the Field Sampler's name present on COC?	True	
There are no discrepancies between the sample IDs on the containers and the COC.	True	
Samples are received within Holding Time (Excluding tests with immediate HTs)..	True	
Sample containers have legible labels.	True	
Containers are not broken or leaking.	True	
Sample collection date/times are provided.	True	
Appropriate sample containers are used.	True	
Sample bottles are completely filled.	True	
Sample Preservation Verified	True	
There is sufficient vol. for all requested analyses, incl. any requested MS/MSDs	True	
VOA sample vials do not have headspace or bubble is <6mm (1/4") in diameter.	True	
If necessary, staff have been informed of any short hold time or quick TAT needs	True	
Multiphasic samples are not present.	True	
Samples do not require splitting or compositing.	True	
Sampling Company provided.	True	GES
Samples received within 48 hours of sampling.	True	
Samples requiring field filtration have been filtered in the field.	True	
Chlorine Residual checked.	N/A	

eurofins | Environment Testing

ANALYTICAL REPORT

PREPARED FOR

Attn: Tim Beaumont
Groundwater & Environmental Services Inc
6780 Northern Boulevard
Suite 100
East Syracuse, New York 13057

Generated 7/17/2024 9:33:56 AM

JOB DESCRIPTION

Saratoga Main Site GW Wells - Quarterly

JOB NUMBER

480-221574-1

Eurofins Buffalo
10 Hazelwood Drive
Amherst NY 14228-2298

See page two for job notes and contact information.

Job Notes

This report may not be reproduced except in full, and with written approval from the laboratory. The results relate only to the samples tested. For questions please contact the Project Manager at the e-mail address or telephone number listed on this page.

The test results in this report relate only to the samples as received by the laboratory and will meet all requirements of the methodology, with any exceptions noted. This report shall not be reproduced except in full, without the express written approval of the laboratory. All questions should be directed to the Eurofins Environment Testing Northeast, LLC Project Manager.

Authorization

Generated
7/17/2024 9:33:56 AM

Authorized for release by
John Beninati, Project Manager I
John.Beninati@et.eurofinsus.com
(716)504-9874

Table of Contents

Cover Page 1
Table of Contents 3
Definitions/Glossary 4
Case Narrative 5
Detection Summary 6
Client Sample Results 8
Surrogate Summary 20
QC Sample Results 22
QC Association Summary 26
Lab Chronicle 28
Certification Summary 31
Method Summary 32
Sample Summary 33
Chain of Custody 34
Receipt Checklists 36

Qualifiers

GC/MS Semi VOA

Qualifier	Qualifier Description
J	Result is less than the RL but greater than or equal to the MDL and the concentration is an approximate value.

Glossary

Abbreviation	These commonly used abbreviations may or may not be present in this report.
¤	Listed under the "D" column to designate that the result is reported on a dry weight basis
%R	Percent Recovery
CFL	Contains Free Liquid
CFU	Colony Forming Unit
CNF	Contains No Free Liquid
DER	Duplicate Error Ratio (normalized absolute difference)
Dil Fac	Dilution Factor
DL	Detection Limit (DoD/DOE)
DL, RA, RE, IN	Indicates a Dilution, Re-analysis, Re-extraction, or additional Initial metals/anion analysis of the sample
DLC	Decision Level Concentration (Radiochemistry)
EDL	Estimated Detection Limit (Dioxin)
LOD	Limit of Detection (DoD/DOE)
LOQ	Limit of Quantitation (DoD/DOE)
MCL	EPA recommended "Maximum Contaminant Level"
MDA	Minimum Detectable Activity (Radiochemistry)
MDC	Minimum Detectable Concentration (Radiochemistry)
MDL	Method Detection Limit
ML	Minimum Level (Dioxin)
MPN	Most Probable Number
MQL	Method Quantitation Limit
NC	Not Calculated
ND	Not Detected at the reporting limit (or MDL or EDL if shown)
NEG	Negative / Absent
POS	Positive / Present
PQL	Practical Quantitation Limit
PRES	Presumptive
QC	Quality Control
RER	Relative Error Ratio (Radiochemistry)
RL	Reporting Limit or Requested Limit (Radiochemistry)
RPD	Relative Percent Difference, a measure of the relative difference between two points
TEF	Toxicity Equivalent Factor (Dioxin)
TEQ	Toxicity Equivalent Quotient (Dioxin)
TNTC	Too Numerous To Count

Job ID: 480-221574-1 Eurofins Buffalo

Job Narrative
480-221574-1

Analytical test results meet all requirements of the associated regulatory program listed on the Accreditation/Certification Summary Page unless otherwise noted under the individual analysis. Data qualifiers are applied to indicate exceptions. Noncompliant quality control (QC) is further explained in narrative comments.

- Matrix QC may not be reported if insufficient sample or site-specific QC samples were not submitted. In these situations, to demonstrate precision and accuracy at a batch level, a LCS/LCSD may be performed, unless otherwise specified in the method.
- Surrogate and/or isotope dilution analyte recoveries (if applicable) which are outside of the QC window are confirmed unless attributed to a dilution or otherwise noted in the narrative.

Regulated compliance samples (e.g. SDWA, NPDES) must comply with the associated agency requirements/permits.

Receipt
The samples were received on 7/12/2024 10:30 AM. Unless otherwise noted below, the samples arrived in good condition, and, where required, properly preserved and on ice. The temperature of the cooler at receipt time was 3.2°C.

GC/MS VOA
No additional analytical or quality issues were noted, other than those described above or in the Definitions/ Glossary page.

GC/MS Semi VOA
No additional analytical or quality issues were noted, other than those described above or in the Definitions/ Glossary page.

Detection Summary

Client: Groundwater & Environmental Services Inc | Job ID: 480-221574-1

Client Sample ID: Field Duplicate — Lab Sample ID: 480-221574-1

No Detections.

Client Sample ID: LTMW-01 — Lab Sample ID: 480-221574-2

No Detections.

Client Sample ID: LTMW-02 — Lab Sample ID: 480-221574-3

No Detections.

Client Sample ID: LTMW-03 — Lab Sample ID: 480-221574-4

No Detections.

Client Sample ID: LTMW-04 — Lab Sample ID: 480-221574-5

No Detections.

Client Sample ID: LTMW-05 — Lab Sample ID: 480-221574-6

No Detections.

Client Sample ID: LTMW-06A — Lab Sample ID: 480-221574-7

No Detections.

Client Sample ID: LTMW-12 — Lab Sample ID: 480-221574-8

No Detections.

Client Sample ID: LTMW-13 — Lab Sample ID: 480-221574-9

No Detections.

Client Sample ID: LTMW-14 — Lab Sample ID: 480-221574-10

No Detections.

Client Sample ID: LTMW-15 — Lab Sample ID: 480-221574-11

No Detections.

Client Sample ID: MH-1 — Lab Sample ID: 480-221574-12

Analyte	Result	Qualifier	RL	MDL	Unit	Dil Fac	D	Method	Prep Type
Benzene	3.5		1.0	0.41	ug/L	1		8260C	Total/NA
Ethylbenzene	2.1		1.0	0.74	ug/L	1		8260C	Total/NA
Total BTEX	5.6		2.0	1.0	ug/L	1		8260C	Total/NA
Acenaphthene	15		5.0	0.41	ug/L	1		8270D	Total/NA
Acenaphthylene	1.4	J	5.0	0.38	ug/L	1		8270D	Total/NA
Anthracene	0.32	J	5.0	0.28	ug/L	1		8270D	Total/NA
Fluoranthene	1.7	J	5.0	0.40	ug/L	1		8270D	Total/NA
Fluorene	3.0	J	5.0	0.36	ug/L	1		8270D	Total/NA
Naphthalene	2.1	J	5.0	0.76	ug/L	1		8270D	Total/NA
Phenanthrene	1.9	J	5.0	0.44	ug/L	1		8270D	Total/NA
Pyrene	2.0	J	5.0	0.34	ug/L	1		8270D	Total/NA

Client Sample ID: ORS — Lab Sample ID: 480-221574-13

No Detections.

This Detection Summary does not include radiochemical test results.

Eurofins Buffalo

Detection Summary

Client: Groundwater & Environmental Services Inc

Job ID: 480-221574-1

Client Sample ID: Trip Blank

Lab Sample ID: 480-221574-14

No Detections.

This Detection Summary does not include radiochemical test results.

Client Sample ID: Field Duplicate
Lab Sample ID: 480-221574-1
Date Collected: 07/11/24 00:00
Matrix: Water
Date Received: 07/12/24 10:30

Method: SW846 8260C - Volatile Organic Compounds by GC/MS

Analyte	Result	Qualifier	RL	MDL	Unit	D	Prepared	Analyzed	Dil Fac
Benzene	ND		1.0	0.41	ug/L			07/12/24 17:52	1
Toluene	ND		1.0	0.51	ug/L			07/12/24 17:52	1
Ethylbenzene	ND		1.0	0.74	ug/L			07/12/24 17:52	1
m-Xylene & p-Xylene	ND		2.0	0.66	ug/L			07/12/24 17:52	1
o-Xylene	ND		1.0	0.76	ug/L			07/12/24 17:52	1
Xylenes, Total	ND		2.0	0.66	ug/L			07/12/24 17:52	1
Total BTEX	ND		2.0	1.0	ug/L			07/12/24 17:52	1

Surrogate	*%Recovery*	*Qualifier*	*Limits*	*Prepared*	*Analyzed*	*Dil Fac*
Toluene-d8 (Surr)	*98*		*80 - 120*		*07/12/24 17:52*	*1*
1,2-Dichloroethane-d4 (Surr)	*102*		*77 - 120*		*07/12/24 17:52*	*1*
4-Bromofluorobenzene (Surr)	*100*		*73 - 120*		*07/12/24 17:52*	*1*
Dibromofluoromethane (Surr)	*103*		*75 - 123*		*07/12/24 17:52*	*1*

Method: SW846 8270D - Semivolatile Organic Compounds (GC/MS)

Analyte	Result	Qualifier	RL	MDL	Unit	D	Prepared	Analyzed	Dil Fac
Acenaphthene	ND		5.0	0.41	ug/L		07/12/24 13:42	07/15/24 21:09	1
Acenaphthylene	ND		5.0	0.38	ug/L		07/12/24 13:42	07/15/24 21:09	1
Anthracene	ND		5.0	0.28	ug/L		07/12/24 13:42	07/15/24 21:09	1
Benzo[a]anthracene	ND		5.0	0.36	ug/L		07/12/24 13:42	07/15/24 21:09	1
Benzo[a]pyrene	ND		5.0	0.47	ug/L		07/12/24 13:42	07/15/24 21:09	1
Benzo[b]fluoranthene	ND		5.0	0.34	ug/L		07/12/24 13:42	07/15/24 21:09	1
Benzo[g,h,i]perylene	ND		5.0	0.35	ug/L		07/12/24 13:42	07/15/24 21:09	1
Benzo[k]fluoranthene	ND		5.0	0.73	ug/L		07/12/24 13:42	07/15/24 21:09	1
Chrysene	ND		5.0	0.33	ug/L		07/12/24 13:42	07/15/24 21:09	1
Dibenz(a,h)anthracene	ND		5.0	0.42	ug/L		07/12/24 13:42	07/15/24 21:09	1
Fluoranthene	ND		5.0	0.40	ug/L		07/12/24 13:42	07/15/24 21:09	1
Fluorene	ND		5.0	0.36	ug/L		07/12/24 13:42	07/15/24 21:09	1
Indeno[1,2,3-cd]pyrene	ND		5.0	0.47	ug/L		07/12/24 13:42	07/15/24 21:09	1
Naphthalene	ND		5.0	0.76	ug/L		07/12/24 13:42	07/15/24 21:09	1
Phenanthrene	ND		5.0	0.44	ug/L		07/12/24 13:42	07/15/24 21:09	1
Pyrene	ND		5.0	0.34	ug/L		07/12/24 13:42	07/15/24 21:09	1

Surrogate	*%Recovery*	*Qualifier*	*Limits*	*Prepared*	*Analyzed*	*Dil Fac*
2-Fluorobiphenyl (Surr)	*75*		*53 - 126*	*07/12/24 13:42*	*07/15/24 21:09*	*1*
Nitrobenzene-d5 (Surr)	*68*		*29 - 129*	*07/12/24 13:42*	*07/15/24 21:09*	*1*
p-Terphenyl-d14 (Surr)	*74*		*33 - 132*	*07/12/24 13:42*	*07/15/24 21:09*	*1*

Client Sample ID: LTMW-01
Lab Sample ID: 480-221574-2
Date Collected: 07/11/24 11:20
Matrix: Water
Date Received: 07/12/24 10:30

Method: SW846 8260C - Volatile Organic Compounds by GC/MS

Analyte	Result	Qualifier	RL	MDL	Unit	D	Prepared	Analyzed	Dil Fac
Benzene	ND		1.0	0.41	ug/L			07/12/24 18:14	1
Toluene	ND		1.0	0.51	ug/L			07/12/24 18:14	1
Ethylbenzene	ND		1.0	0.74	ug/L			07/12/24 18:14	1
m-Xylene & p-Xylene	ND		2.0	0.66	ug/L			07/12/24 18:14	1
o-Xylene	ND		1.0	0.76	ug/L			07/12/24 18:14	1
Xylenes, Total	ND		2.0	0.66	ug/L			07/12/24 18:14	1
Total BTEX	ND		2.0	1.0	ug/L			07/12/24 18:14	1

Client Sample ID: LTMW-01
Lab Sample ID: 480-221574-2
Date Collected: 07/11/24 11:20
Matrix: Water
Date Received: 07/12/24 10:30

Surrogate	%Recovery	Qualifier	Limits	Prepared	Analyzed	Dil Fac
Toluene-d8 (Surr)	*99*		*80 - 120*		*07/12/24 18:14*	*1*
1,2-Dichloroethane-d4 (Surr)	*101*		*77 - 120*		*07/12/24 18:14*	*1*
4-Bromofluorobenzene (Surr)	*100*		*73 - 120*		*07/12/24 18:14*	*1*
Dibromofluoromethane (Surr)	*102*		*75 - 123*		*07/12/24 18:14*	*1*

Method: SW846 8270D - Semivolatile Organic Compounds (GC/MS)

Analyte	Result	Qualifier	RL	MDL	Unit	D	Prepared	Analyzed	Dil Fac
Acenaphthene	ND		5.0	0.41	ug/L		07/12/24 13:42	07/15/24 21:36	1
Acenaphthylene	ND		5.0	0.38	ug/L		07/12/24 13:42	07/15/24 21:36	1
Anthracene	ND		5.0	0.28	ug/L		07/12/24 13:42	07/15/24 21:36	1
Benzo[a]anthracene	ND		5.0	0.36	ug/L		07/12/24 13:42	07/15/24 21:36	1
Benzo[a]pyrene	ND		5.0	0.47	ug/L		07/12/24 13:42	07/15/24 21:36	1
Benzo[b]fluoranthene	ND		5.0	0.34	ug/L		07/12/24 13:42	07/15/24 21:36	1
Benzo[g,h,i]perylene	ND		5.0	0.35	ug/L		07/12/24 13:42	07/15/24 21:36	1
Benzo[k]fluoranthene	ND		5.0	0.73	ug/L		07/12/24 13:42	07/15/24 21:36	1
Chrysene	ND		5.0	0.33	ug/L		07/12/24 13:42	07/15/24 21:36	1
Dibenz(a,h)anthracene	ND		5.0	0.42	ug/L		07/12/24 13:42	07/15/24 21:36	1
Fluoranthene	ND		5.0	0.40	ug/L		07/12/24 13:42	07/15/24 21:36	1
Fluorene	ND		5.0	0.36	ug/L		07/12/24 13:42	07/15/24 21:36	1
Indeno[1,2,3-cd]pyrene	ND		5.0	0.47	ug/L		07/12/24 13:42	07/15/24 21:36	1
Naphthalene	ND		5.0	0.76	ug/L		07/12/24 13:42	07/15/24 21:36	1
Phenanthrene	ND		5.0	0.44	ug/L		07/12/24 13:42	07/15/24 21:36	1
Pyrene	ND		5.0	0.34	ug/L		07/12/24 13:42	07/15/24 21:36	1

Surrogate	%Recovery	Qualifier	Limits	Prepared	Analyzed	Dil Fac
2-Fluorobiphenyl (Surr)	*70*		*53 - 126*	*07/12/24 13:42*	*07/15/24 21:36*	*1*
Nitrobenzene-d5 (Surr)	*61*		*29 - 129*	*07/12/24 13:42*	*07/15/24 21:36*	*1*
p-Terphenyl-d14 (Surr)	*74*		*33 - 132*	*07/12/24 13:42*	*07/15/24 21:36*	*1*

Client Sample ID: LTMW-02
Lab Sample ID: 480-221574-3
Date Collected: 07/11/24 10:40
Matrix: Water
Date Received: 07/12/24 10:30

Method: SW846 8260C - Volatile Organic Compounds by GC/MS

Analyte	Result	Qualifier	RL	MDL	Unit	D	Prepared	Analyzed	Dil Fac
Benzene	ND		1.0	0.41	ug/L			07/12/24 18:36	1
Toluene	ND		1.0	0.51	ug/L			07/12/24 18:36	1
Ethylbenzene	ND		1.0	0.74	ug/L			07/12/24 18:36	1
m-Xylene & p-Xylene	ND		2.0	0.66	ug/L			07/12/24 18:36	1
o-Xylene	ND		1.0	0.76	ug/L			07/12/24 18:36	1
Xylenes, Total	ND		2.0	0.66	ug/L			07/12/24 18:36	1
Total BTEX	ND		2.0	1.0	ug/L			07/12/24 18:36	1

Surrogate	%Recovery	Qualifier	Limits	Prepared	Analyzed	Dil Fac
Toluene-d8 (Surr)	*99*		*80 - 120*		*07/12/24 18:36*	*1*
1,2-Dichloroethane-d4 (Surr)	*102*		*77 - 120*		*07/12/24 18:36*	*1*
4-Bromofluorobenzene (Surr)	*101*		*73 - 120*		*07/12/24 18:36*	*1*
Dibromofluoromethane (Surr)	*105*		*75 - 123*		*07/12/24 18:36*	*1*

Method: SW846 8270D - Semivolatile Organic Compounds (GC/MS)

Analyte	Result	Qualifier	RL	MDL	Unit	D	Prepared	Analyzed	Dil Fac
Acenaphthene	ND		5.0	0.41	ug/L		07/12/24 13:42	07/15/24 22:03	1

Client Sample ID: LTMW-02
Lab Sample ID: 480-221574-3
Date Collected: 07/11/24 10:40
Matrix: Water
Date Received: 07/12/24 10:30

Method: SW846 8270D - Semivolatile Organic Compounds (GC/MS) (Continued)

Analyte	Result	Qualifier	RL	MDL	Unit	D	Prepared	Analyzed	Dil Fac
Acenaphthylene	ND		5.0	0.38	ug/L		07/12/24 13:42	07/15/24 22:03	1
Anthracene	ND		5.0	0.28	ug/L		07/12/24 13:42	07/15/24 22:03	1
Benzo[a]anthracene	ND		5.0	0.36	ug/L		07/12/24 13:42	07/15/24 22:03	1
Benzo[a]pyrene	ND		5.0	0.47	ug/L		07/12/24 13:42	07/15/24 22:03	1
Benzo[b]fluoranthene	ND		5.0	0.34	ug/L		07/12/24 13:42	07/15/24 22:03	1
Benzo[g,h,i]perylene	ND		5.0	0.35	ug/L		07/12/24 13:42	07/15/24 22:03	1
Benzo[k]fluoranthene	ND		5.0	0.73	ug/L		07/12/24 13:42	07/15/24 22:03	1
Chrysene	ND		5.0	0.33	ug/L		07/12/24 13:42	07/15/24 22:03	1
Dibenz(a,h)anthracene	ND		5.0	0.42	ug/L		07/12/24 13:42	07/15/24 22:03	1
Fluoranthene	ND		5.0	0.40	ug/L		07/12/24 13:42	07/15/24 22:03	1
Fluorene	ND		5.0	0.36	ug/L		07/12/24 13:42	07/15/24 22:03	1
Indeno[1,2,3-cd]pyrene	ND		5.0	0.47	ug/L		07/12/24 13:42	07/15/24 22:03	1
Naphthalene	ND		5.0	0.76	ug/L		07/12/24 13:42	07/15/24 22:03	1
Phenanthrene	ND		5.0	0.44	ug/L		07/12/24 13:42	07/15/24 22:03	1
Pyrene	ND		5.0	0.34	ug/L		07/12/24 13:42	07/15/24 22:03	1

Surrogate	*%Recovery*	*Qualifier*	*Limits*	*Prepared*	*Analyzed*	*Dil Fac*
2-Fluorobiphenyl (Surr)	*76*		*53 - 126*	*07/12/24 13:42*	*07/15/24 22:03*	*1*
Nitrobenzene-d5 (Surr)	*68*		*29 - 129*	*07/12/24 13:42*	*07/15/24 22:03*	*1*
p-Terphenyl-d14 (Surr)	*78*		*33 - 132*	*07/12/24 13:42*	*07/15/24 22:03*	*1*

Client Sample ID: LTMW-03
Lab Sample ID: 480-221574-4
Date Collected: 07/11/24 11:35
Matrix: Water
Date Received: 07/12/24 10:30

Method: SW846 8260C - Volatile Organic Compounds by GC/MS

Analyte	Result	Qualifier	RL	MDL	Unit	D	Prepared	Analyzed	Dil Fac
Benzene	ND		1.0	0.41	ug/L			07/12/24 18:59	1
Toluene	ND		1.0	0.51	ug/L			07/12/24 18:59	1
Ethylbenzene	ND		1.0	0.74	ug/L			07/12/24 18:59	1
m-Xylene & p-Xylene	ND		2.0	0.66	ug/L			07/12/24 18:59	1
o-Xylene	ND		1.0	0.76	ug/L			07/12/24 18:59	1
Xylenes, Total	ND		2.0	0.66	ug/L			07/12/24 18:59	1
Total BTEX	ND		2.0	1.0	ug/L			07/12/24 18:59	1

Surrogate	*%Recovery*	*Qualifier*	*Limits*	*Prepared*	*Analyzed*	*Dil Fac*
Toluene-d8 (Surr)	*102*		*80 - 120*		*07/12/24 18:59*	*1*
1,2-Dichloroethane-d4 (Surr)	*101*		*77 - 120*		*07/12/24 18:59*	*1*
4-Bromofluorobenzene (Surr)	*99*		*73 - 120*		*07/12/24 18:59*	*1*
Dibromofluoromethane (Surr)	*102*		*75 - 123*		*07/12/24 18:59*	*1*

Method: SW846 8270D - Semivolatile Organic Compounds (GC/MS)

Analyte	Result	Qualifier	RL	MDL	Unit	D	Prepared	Analyzed	Dil Fac
Acenaphthene	ND		5.0	0.41	ug/L		07/12/24 13:42	07/15/24 22:31	1
Acenaphthylene	ND		5.0	0.38	ug/L		07/12/24 13:42	07/15/24 22:31	1
Anthracene	ND		5.0	0.28	ug/L		07/12/24 13:42	07/15/24 22:31	1
Benzo[a]anthracene	ND		5.0	0.36	ug/L		07/12/24 13:42	07/15/24 22:31	1
Benzo[a]pyrene	ND		5.0	0.47	ug/L		07/12/24 13:42	07/15/24 22:31	1
Benzo[b]fluoranthene	ND		5.0	0.34	ug/L		07/12/24 13:42	07/15/24 22:31	1
Benzo[g,h,i]perylene	ND		5.0	0.35	ug/L		07/12/24 13:42	07/15/24 22:31	1
Benzo[k]fluoranthene	ND		5.0	0.73	ug/L		07/12/24 13:42	07/15/24 22:31	1
Chrysene	ND		5.0	0.33	ug/L		07/12/24 13:42	07/15/24 22:31	1

Client Sample ID: LTMW-03
Lab Sample ID: 480-221574-4
Date Collected: 07/11/24 11:35
Matrix: Water
Date Received: 07/12/24 10:30

Method: SW846 8270D - Semivolatile Organic Compounds (GC/MS) (Continued)

Analyte	Result	Qualifier	RL	MDL	Unit	D	Prepared	Analyzed	Dil Fac
Dibenz(a,h)anthracene	ND		5.0	0.42	ug/L		07/12/24 13:42	07/15/24 22:31	1
Fluoranthene	ND		5.0	0.40	ug/L		07/12/24 13:42	07/15/24 22:31	1
Fluorene	ND		5.0	0.36	ug/L		07/12/24 13:42	07/15/24 22:31	1
Indeno[1,2,3-cd]pyrene	ND		5.0	0.47	ug/L		07/12/24 13:42	07/15/24 22:31	1
Naphthalene	ND		5.0	0.76	ug/L		07/12/24 13:42	07/15/24 22:31	1
Phenanthrene	ND		5.0	0.44	ug/L		07/12/24 13:42	07/15/24 22:31	1
Pyrene	ND		5.0	0.34	ug/L		07/12/24 13:42	07/15/24 22:31	1

Surrogate	*%Recovery*	*Qualifier*	*Limits*	*Prepared*	*Analyzed*	*Dil Fac*
2-Fluorobiphenyl (Surr)	*74*		*53 - 126*	*07/12/24 13:42*	*07/15/24 22:31*	*1*
Nitrobenzene-d5 (Surr)	*64*		*29 - 129*	*07/12/24 13:42*	*07/15/24 22:31*	*1*
p-Terphenyl-d14 (Surr)	*71*		*33 - 132*	*07/12/24 13:42*	*07/15/24 22:31*	*1*

Client Sample ID: LTMW-04
Lab Sample ID: 480-221574-5
Date Collected: 07/11/24 12:35
Matrix: Water
Date Received: 07/12/24 10:30

Method: SW846 8260C - Volatile Organic Compounds by GC/MS

Analyte	Result	Qualifier	RL	MDL	Unit	D	Prepared	Analyzed	Dil Fac
Benzene	ND		1.0	0.41	ug/L			07/12/24 19:21	1
Toluene	ND		1.0	0.51	ug/L			07/12/24 19:21	1
Ethylbenzene	ND		1.0	0.74	ug/L			07/12/24 19:21	1
m-Xylene & p-Xylene	ND		2.0	0.66	ug/L			07/12/24 19:21	1
o-Xylene	ND		1.0	0.76	ug/L			07/12/24 19:21	1
Xylenes, Total	ND		2.0	0.66	ug/L			07/12/24 19:21	1
Total BTEX	ND		2.0	1.0	ug/L			07/12/24 19:21	1

Surrogate	*%Recovery*	*Qualifier*	*Limits*	*Prepared*	*Analyzed*	*Dil Fac*
Toluene-d8 (Surr)	*100*		*80 - 120*		*07/12/24 19:21*	*1*
1,2-Dichloroethane-d4 (Surr)	*102*		*77 - 120*		*07/12/24 19:21*	*1*
4-Bromofluorobenzene (Surr)	*99*		*73 - 120*		*07/12/24 19:21*	*1*
Dibromofluoromethane (Surr)	*102*		*75 - 123*		*07/12/24 19:21*	*1*

Method: SW846 8270D - Semivolatile Organic Compounds (GC/MS)

Analyte	Result	Qualifier	RL	MDL	Unit	D	Prepared	Analyzed	Dil Fac
Acenaphthene	ND		5.0	0.41	ug/L		07/12/24 13:42	07/15/24 20:16	1
Acenaphthylene	ND		5.0	0.38	ug/L		07/12/24 13:42	07/15/24 20:16	1
Anthracene	ND		5.0	0.28	ug/L		07/12/24 13:42	07/15/24 20:16	1
Benzo[a]anthracene	ND		5.0	0.36	ug/L		07/12/24 13:42	07/15/24 20:16	1
Benzo[a]pyrene	ND		5.0	0.47	ug/L		07/12/24 13:42	07/15/24 20:16	1
Benzo[b]fluoranthene	ND		5.0	0.34	ug/L		07/12/24 13:42	07/15/24 20:16	1
Benzo[g,h,i]perylene	ND		5.0	0.35	ug/L		07/12/24 13:42	07/15/24 20:16	1
Benzo[k]fluoranthene	ND		5.0	0.73	ug/L		07/12/24 13:42	07/15/24 20:16	1
Chrysene	ND		5.0	0.33	ug/L		07/12/24 13:42	07/15/24 20:16	1
Dibenz(a,h)anthracene	ND		5.0	0.42	ug/L		07/12/24 13:42	07/15/24 20:16	1
Fluoranthene	ND		5.0	0.40	ug/L		07/12/24 13:42	07/15/24 20:16	1
Fluorene	ND		5.0	0.36	ug/L		07/12/24 13:42	07/15/24 20:16	1
Indeno[1,2,3-cd]pyrene	ND		5.0	0.47	ug/L		07/12/24 13:42	07/15/24 20:16	1
Naphthalene	ND		5.0	0.76	ug/L		07/12/24 13:42	07/15/24 20:16	1
Phenanthrene	ND		5.0	0.44	ug/L		07/12/24 13:42	07/15/24 20:16	1
Pyrene	ND		5.0	0.34	ug/L		07/12/24 13:42	07/15/24 20:16	1

Client Sample ID: LTMW-04
Lab Sample ID: 480-221574-5
Date Collected: 07/11/24 12:35
Matrix: Water
Date Received: 07/12/24 10:30

Surrogate	%Recovery	Qualifier	Limits	Prepared	Analyzed	Dil Fac
2-Fluorobiphenyl (Surr)	74		53 - 126	07/12/24 13:42	07/15/24 20:16	1
Nitrobenzene-d5 (Surr)	68		29 - 129	07/12/24 13:42	07/15/24 20:16	1
p-Terphenyl-d14 (Surr)	78		33 - 132	07/12/24 13:42	07/15/24 20:16	1

Client Sample ID: LTMW-05
Lab Sample ID: 480-221574-6
Date Collected: 07/11/24 13:30
Matrix: Water
Date Received: 07/12/24 10:30

Method: SW846 8260C - Volatile Organic Compounds by GC/MS

Analyte	Result	Qualifier	RL	MDL	Unit	D	Prepared	Analyzed	Dil Fac
Benzene	ND		1.0	0.41	ug/L			07/12/24 19:43	1
Toluene	ND		1.0	0.51	ug/L			07/12/24 19:43	1
Ethylbenzene	ND		1.0	0.74	ug/L			07/12/24 19:43	1
m-Xylene & p-Xylene	ND		2.0	0.66	ug/L			07/12/24 19:43	1
o-Xylene	ND		1.0	0.76	ug/L			07/12/24 19:43	1
Xylenes, Total	ND		2.0	0.66	ug/L			07/12/24 19:43	1
Total BTEX	ND		2.0	1.0	ug/L			07/12/24 19:43	1

Surrogate	%Recovery	Qualifier	Limits	Prepared	Analyzed	Dil Fac
Toluene-d8 (Surr)	97		80 - 120		07/12/24 19:43	1
1,2-Dichloroethane-d4 (Surr)	104		77 - 120		07/12/24 19:43	1
4-Bromofluorobenzene (Surr)	98		73 - 120		07/12/24 19:43	1
Dibromofluoromethane (Surr)	103		75 - 123		07/12/24 19:43	1

Method: SW846 8270D - Semivolatile Organic Compounds (GC/MS)

Analyte	Result	Qualifier	RL	MDL	Unit	D	Prepared	Analyzed	Dil Fac
Acenaphthene	ND		5.0	0.41	ug/L		07/12/24 13:42	07/15/24 22:58	1
Acenaphthylene	ND		5.0	0.38	ug/L		07/12/24 13:42	07/15/24 22:58	1
Anthracene	ND		5.0	0.28	ug/L		07/12/24 13:42	07/15/24 22:58	1
Benzo[a]anthracene	ND		5.0	0.36	ug/L		07/12/24 13:42	07/15/24 22:58	1
Benzo[a]pyrene	ND		5.0	0.47	ug/L		07/12/24 13:42	07/15/24 22:58	1
Benzo[b]fluoranthene	ND		5.0	0.34	ug/L		07/12/24 13:42	07/15/24 22:58	1
Benzo[g,h,i]perylene	ND		5.0	0.35	ug/L		07/12/24 13:42	07/15/24 22:58	1
Benzo[k]fluoranthene	ND		5.0	0.73	ug/L		07/12/24 13:42	07/15/24 22:58	1
Chrysene	ND		5.0	0.33	ug/L		07/12/24 13:42	07/15/24 22:58	1
Dibenz(a,h)anthracene	ND		5.0	0.42	ug/L		07/12/24 13:42	07/15/24 22:58	1
Fluoranthene	ND		5.0	0.40	ug/L		07/12/24 13:42	07/15/24 22:58	1
Fluorene	ND		5.0	0.36	ug/L		07/12/24 13:42	07/15/24 22:58	1
Indeno[1,2,3-cd]pyrene	ND		5.0	0.47	ug/L		07/12/24 13:42	07/15/24 22:58	1
Naphthalene	ND		5.0	0.76	ug/L		07/12/24 13:42	07/15/24 22:58	1
Phenanthrene	ND		5.0	0.44	ug/L		07/12/24 13:42	07/15/24 22:58	1
Pyrene	ND		5.0	0.34	ug/L		07/12/24 13:42	07/15/24 22:58	1

Surrogate	%Recovery	Qualifier	Limits	Prepared	Analyzed	Dil Fac
2-Fluorobiphenyl (Surr)	71		53 - 126	07/12/24 13:42	07/15/24 22:58	1
Nitrobenzene-d5 (Surr)	63		29 - 129	07/12/24 13:42	07/15/24 22:58	1
p-Terphenyl-d14 (Surr)	69		33 - 132	07/12/24 13:42	07/15/24 22:58	1

Client Sample ID: LTMW-06A
Lab Sample ID: 480-221574-7
Date Collected: 07/11/24 13:25
Matrix: Water
Date Received: 07/12/24 10:30

Method: SW846 8260C - Volatile Organic Compounds by GC/MS

Analyte	Result	Qualifier	RL	MDL	Unit	D	Prepared	Analyzed	Dil Fac
Benzene	ND		1.0	0.41	ug/L			07/12/24 20:05	1
Toluene	ND		1.0	0.51	ug/L			07/12/24 20:05	1
Ethylbenzene	ND		1.0	0.74	ug/L			07/12/24 20:05	1
m-Xylene & p-Xylene	ND		2.0	0.66	ug/L			07/12/24 20:05	1
o-Xylene	ND		1.0	0.76	ug/L			07/12/24 20:05	1
Xylenes, Total	ND		2.0	0.66	ug/L			07/12/24 20:05	1
Total BTEX	ND		2.0	1.0	ug/L			07/12/24 20:05	1

Surrogate	*%Recovery*	*Qualifier*	*Limits*	*Prepared*	*Analyzed*	*Dil Fac*
Toluene-d8 (Surr)	*100*		*80 - 120*		*07/12/24 20:05*	*1*
1,2-Dichloroethane-d4 (Surr)	*103*		*77 - 120*		*07/12/24 20:05*	*1*
4-Bromofluorobenzene (Surr)	*101*		*73 - 120*		*07/12/24 20:05*	*1*
Dibromofluoromethane (Surr)	*102*		*75 - 123*		*07/12/24 20:05*	*1*

Method: SW846 8270D - Semivolatile Organic Compounds (GC/MS)

Analyte	Result	Qualifier	RL	MDL	Unit	D	Prepared	Analyzed	Dil Fac
Acenaphthene	ND		5.0	0.41	ug/L		07/12/24 13:42	07/15/24 23:24	1
Acenaphthylene	ND		5.0	0.38	ug/L		07/12/24 13:42	07/15/24 23:24	1
Anthracene	ND		5.0	0.28	ug/L		07/12/24 13:42	07/15/24 23:24	1
Benzo[a]anthracene	ND		5.0	0.36	ug/L		07/12/24 13:42	07/15/24 23:24	1
Benzo[a]pyrene	ND		5.0	0.47	ug/L		07/12/24 13:42	07/15/24 23:24	1
Benzo[b]fluoranthene	ND		5.0	0.34	ug/L		07/12/24 13:42	07/15/24 23:24	1
Benzo[g,h,i]perylene	ND		5.0	0.35	ug/L		07/12/24 13:42	07/15/24 23:24	1
Benzo[k]fluoranthene	ND		5.0	0.73	ug/L		07/12/24 13:42	07/15/24 23:24	1
Chrysene	ND		5.0	0.33	ug/L		07/12/24 13:42	07/15/24 23:24	1
Dibenz(a,h)anthracene	ND		5.0	0.42	ug/L		07/12/24 13:42	07/15/24 23:24	1
Fluoranthene	ND		5.0	0.40	ug/L		07/12/24 13:42	07/15/24 23:24	1
Fluorene	ND		5.0	0.36	ug/L		07/12/24 13:42	07/15/24 23:24	1
Indeno[1,2,3-cd]pyrene	ND		5.0	0.47	ug/L		07/12/24 13:42	07/15/24 23:24	1
Naphthalene	ND		5.0	0.76	ug/L		07/12/24 13:42	07/15/24 23:24	1
Phenanthrene	ND		5.0	0.44	ug/L		07/12/24 13:42	07/15/24 23:24	1
Pyrene	ND		5.0	0.34	ug/L		07/12/24 13:42	07/15/24 23:24	1

Surrogate	*%Recovery*	*Qualifier*	*Limits*	*Prepared*	*Analyzed*	*Dil Fac*
2-Fluorobiphenyl (Surr)	*78*		*53 - 126*	*07/12/24 13:42*	*07/15/24 23:24*	*1*
Nitrobenzene-d5 (Surr)	*69*		*29 - 129*	*07/12/24 13:42*	*07/15/24 23:24*	*1*
p-Terphenyl-d14 (Surr)	*71*		*33 - 132*	*07/12/24 13:42*	*07/15/24 23:24*	*1*

Client Sample ID: LTMW-12
Lab Sample ID: 480-221574-8
Date Collected: 07/11/24 09:55
Matrix: Water
Date Received: 07/12/24 10:30

Method: SW846 8260C - Volatile Organic Compounds by GC/MS

Analyte	Result	Qualifier	RL	MDL	Unit	D	Prepared	Analyzed	Dil Fac
Benzene	ND		1.0	0.41	ug/L			07/12/24 20:27	1
Toluene	ND		1.0	0.51	ug/L			07/12/24 20:27	1
Ethylbenzene	ND		1.0	0.74	ug/L			07/12/24 20:27	1
m-Xylene & p-Xylene	ND		2.0	0.66	ug/L			07/12/24 20:27	1
o-Xylene	ND		1.0	0.76	ug/L			07/12/24 20:27	1
Xylenes, Total	ND		2.0	0.66	ug/L			07/12/24 20:27	1
Total BTEX	ND		2.0	1.0	ug/L			07/12/24 20:27	1

Client Sample ID: LTMW-12
Lab Sample ID: 480-221574-8
Date Collected: 07/11/24 09:55
Matrix: Water
Date Received: 07/12/24 10:30

Surrogate	%Recovery	Qualifier	Limits	Prepared	Analyzed	Dil Fac
Toluene-d8 (Surr)	*99*		*80 - 120*		*07/12/24 20:27*	*1*
1,2-Dichloroethane-d4 (Surr)	*103*		*77 - 120*		*07/12/24 20:27*	*1*
4-Bromofluorobenzene (Surr)	*99*		*73 - 120*		*07/12/24 20:27*	*1*
Dibromofluoromethane (Surr)	*103*		*75 - 123*		*07/12/24 20:27*	*1*

Method: SW846 8270D - Semivolatile Organic Compounds (GC/MS)

Analyte	Result	Qualifier	RL	MDL	Unit	D	Prepared	Analyzed	Dil Fac
Acenaphthene	ND		5.0	0.41	ug/L		07/12/24 13:42	07/15/24 23:51	1
Acenaphthylene	ND		5.0	0.38	ug/L		07/12/24 13:42	07/15/24 23:51	1
Anthracene	ND		5.0	0.28	ug/L		07/12/24 13:42	07/15/24 23:51	1
Benzo[a]anthracene	ND		5.0	0.36	ug/L		07/12/24 13:42	07/15/24 23:51	1
Benzo[a]pyrene	ND		5.0	0.47	ug/L		07/12/24 13:42	07/15/24 23:51	1
Benzo[b]fluoranthene	ND		5.0	0.34	ug/L		07/12/24 13:42	07/15/24 23:51	1
Benzo[g,h,i]perylene	ND		5.0	0.35	ug/L		07/12/24 13:42	07/15/24 23:51	1
Benzo[k]fluoranthene	ND		5.0	0.73	ug/L		07/12/24 13:42	07/15/24 23:51	1
Chrysene	ND		5.0	0.33	ug/L		07/12/24 13:42	07/15/24 23:51	1
Dibenz(a,h)anthracene	ND		5.0	0.42	ug/L		07/12/24 13:42	07/15/24 23:51	1
Fluoranthene	ND		5.0	0.40	ug/L		07/12/24 13:42	07/15/24 23:51	1
Fluorene	ND		5.0	0.36	ug/L		07/12/24 13:42	07/15/24 23:51	1
Indeno[1,2,3-cd]pyrene	ND		5.0	0.47	ug/L		07/12/24 13:42	07/15/24 23:51	1
Naphthalene	ND		5.0	0.76	ug/L		07/12/24 13:42	07/15/24 23:51	1
Phenanthrene	ND		5.0	0.44	ug/L		07/12/24 13:42	07/15/24 23:51	1
Pyrene	ND		5.0	0.34	ug/L		07/12/24 13:42	07/15/24 23:51	1

Surrogate	%Recovery	Qualifier	Limits	Prepared	Analyzed	Dil Fac
2-Fluorobiphenyl (Surr)	*72*		*53 - 126*	*07/12/24 13:42*	*07/15/24 23:51*	*1*
Nitrobenzene-d5 (Surr)	*63*		*29 - 129*	*07/12/24 13:42*	*07/15/24 23:51*	*1*
p-Terphenyl-d14 (Surr)	*64*		*33 - 132*	*07/12/24 13:42*	*07/15/24 23:51*	*1*

Client Sample ID: LTMW-13
Lab Sample ID: 480-221574-9
Date Collected: 07/11/24 10:05
Matrix: Water
Date Received: 07/12/24 10:30

Method: SW846 8260C - Volatile Organic Compounds by GC/MS

Analyte	Result	Qualifier	RL	MDL	Unit	D	Prepared	Analyzed	Dil Fac
Benzene	ND		1.0	0.41	ug/L			07/12/24 20:49	1
Toluene	ND		1.0	0.51	ug/L			07/12/24 20:49	1
Ethylbenzene	ND		1.0	0.74	ug/L			07/12/24 20:49	1
m-Xylene & p-Xylene	ND		2.0	0.66	ug/L			07/12/24 20:49	1
o-Xylene	ND		1.0	0.76	ug/L			07/12/24 20:49	1
Xylenes, Total	ND		2.0	0.66	ug/L			07/12/24 20:49	1
Total BTEX	ND		2.0	1.0	ug/L			07/12/24 20:49	1

Surrogate	%Recovery	Qualifier	Limits	Prepared	Analyzed	Dil Fac
Toluene-d8 (Surr)	*98*		*80 - 120*		*07/12/24 20:49*	*1*
1,2-Dichloroethane-d4 (Surr)	*102*		*77 - 120*		*07/12/24 20:49*	*1*
4-Bromofluorobenzene (Surr)	*99*		*73 - 120*		*07/12/24 20:49*	*1*
Dibromofluoromethane (Surr)	*103*		*75 - 123*		*07/12/24 20:49*	*1*

Method: SW846 8270D - Semivolatile Organic Compounds (GC/MS)

Analyte	Result	Qualifier	RL	MDL	Unit	D	Prepared	Analyzed	Dil Fac
Acenaphthene	ND		5.0	0.41	ug/L		07/12/24 13:42	07/16/24 00:18	1

Client Sample ID: LTMW-13
Lab Sample ID: 480-221574-9
Date Collected: 07/11/24 10:05
Matrix: Water
Date Received: 07/12/24 10:30

Method: SW846 8270D - Semivolatile Organic Compounds (GC/MS) (Continued)

Analyte	Result	Qualifier	RL	MDL	Unit	D	Prepared	Analyzed	Dil Fac
Acenaphthylene	ND		5.0	0.38	ug/L		07/12/24 13:42	07/16/24 00:18	1
Anthracene	ND		5.0	0.28	ug/L		07/12/24 13:42	07/16/24 00:18	1
Benzo[a]anthracene	ND		5.0	0.36	ug/L		07/12/24 13:42	07/16/24 00:18	1
Benzo[a]pyrene	ND		5.0	0.47	ug/L		07/12/24 13:42	07/16/24 00:18	1
Benzo[b]fluoranthene	ND		5.0	0.34	ug/L		07/12/24 13:42	07/16/24 00:18	1
Benzo[g,h,i]perylene	ND		5.0	0.35	ug/L		07/12/24 13:42	07/16/24 00:18	1
Benzo[k]fluoranthene	ND		5.0	0.73	ug/L		07/12/24 13:42	07/16/24 00:18	1
Chrysene	ND		5.0	0.33	ug/L		07/12/24 13:42	07/16/24 00:18	1
Dibenz(a,h)anthracene	ND		5.0	0.42	ug/L		07/12/24 13:42	07/16/24 00:18	1
Fluoranthene	ND		5.0	0.40	ug/L		07/12/24 13:42	07/16/24 00:18	1
Fluorene	ND		5.0	0.36	ug/L		07/12/24 13:42	07/16/24 00:18	1
Indeno[1,2,3-cd]pyrene	ND		5.0	0.47	ug/L		07/12/24 13:42	07/16/24 00:18	1
Naphthalene	ND		5.0	0.76	ug/L		07/12/24 13:42	07/16/24 00:18	1
Phenanthrene	ND		5.0	0.44	ug/L		07/12/24 13:42	07/16/24 00:18	1
Pyrene	ND		5.0	0.34	ug/L		07/12/24 13:42	07/16/24 00:18	1

Surrogate	*%Recovery*	*Qualifier*	*Limits*	*Prepared*	*Analyzed*	*Dil Fac*
2-Fluorobiphenyl (Surr)	*84*		*53 - 126*	*07/12/24 13:42*	*07/16/24 00:18*	*1*
Nitrobenzene-d5 (Surr)	*75*		*29 - 129*	*07/12/24 13:42*	*07/16/24 00:18*	*1*
p-Terphenyl-d14 (Surr)	*74*		*33 - 132*	*07/12/24 13:42*	*07/16/24 00:18*	*1*

Client Sample ID: LTMW-14
Lab Sample ID: 480-221574-10
Date Collected: 07/11/24 12:30
Matrix: Water
Date Received: 07/12/24 10:30

Method: SW846 8260C - Volatile Organic Compounds by GC/MS

Analyte	Result	Qualifier	RL	MDL	Unit	D	Prepared	Analyzed	Dil Fac
Benzene	ND		1.0	0.41	ug/L			07/12/24 21:11	1
Toluene	ND		1.0	0.51	ug/L			07/12/24 21:11	1
Ethylbenzene	ND		1.0	0.74	ug/L			07/12/24 21:11	1
m-Xylene & p-Xylene	ND		2.0	0.66	ug/L			07/12/24 21:11	1
o-Xylene	ND		1.0	0.76	ug/L			07/12/24 21:11	1
Xylenes, Total	ND		2.0	0.66	ug/L			07/12/24 21:11	1
Total BTEX	ND		2.0	1.0	ug/L			07/12/24 21:11	1

Surrogate	*%Recovery*	*Qualifier*	*Limits*	*Prepared*	*Analyzed*	*Dil Fac*
Toluene-d8 (Surr)	*99*		*80 - 120*		*07/12/24 21:11*	*1*
1,2-Dichloroethane-d4 (Surr)	*102*		*77 - 120*		*07/12/24 21:11*	*1*
4-Bromofluorobenzene (Surr)	*102*		*73 - 120*		*07/12/24 21:11*	*1*
Dibromofluoromethane (Surr)	*103*		*75 - 123*		*07/12/24 21:11*	*1*

Method: SW846 8270D - Semivolatile Organic Compounds (GC/MS)

Analyte	Result	Qualifier	RL	MDL	Unit	D	Prepared	Analyzed	Dil Fac
Acenaphthene	ND		5.0	0.41	ug/L		07/12/24 13:42	07/16/24 00:44	1
Acenaphthylene	ND		5.0	0.38	ug/L		07/12/24 13:42	07/16/24 00:44	1
Anthracene	ND		5.0	0.28	ug/L		07/12/24 13:42	07/16/24 00:44	1
Benzo[a]anthracene	ND		5.0	0.36	ug/L		07/12/24 13:42	07/16/24 00:44	1
Benzo[a]pyrene	ND		5.0	0.47	ug/L		07/12/24 13:42	07/16/24 00:44	1
Benzo[b]fluoranthene	ND		5.0	0.34	ug/L		07/12/24 13:42	07/16/24 00:44	1
Benzo[g,h,i]perylene	ND		5.0	0.35	ug/L		07/12/24 13:42	07/16/24 00:44	1
Benzo[k]fluoranthene	ND		5.0	0.73	ug/L		07/12/24 13:42	07/16/24 00:44	1
Chrysene	ND		5.0	0.33	ug/L		07/12/24 13:42	07/16/24 00:44	1

Client Sample ID: LTMW-14
Date Collected: 07/11/24 12:30
Date Received: 07/12/24 10:30

Lab Sample ID: 480-221574-10
Matrix: Water

Method: SW846 8270D - Semivolatile Organic Compounds (GC/MS) (Continued)

Analyte	Result	Qualifier	RL	MDL	Unit	D	Prepared	Analyzed	Dil Fac
Dibenz(a,h)anthracene	ND		5.0	0.42	ug/L		07/12/24 13:42	07/16/24 00:44	1
Fluoranthene	ND		5.0	0.40	ug/L		07/12/24 13:42	07/16/24 00:44	1
Fluorene	ND		5.0	0.36	ug/L		07/12/24 13:42	07/16/24 00:44	1
Indeno[1,2,3-cd]pyrene	ND		5.0	0.47	ug/L		07/12/24 13:42	07/16/24 00:44	1
Naphthalene	ND		5.0	0.76	ug/L		07/12/24 13:42	07/16/24 00:44	1
Phenanthrene	ND		5.0	0.44	ug/L		07/12/24 13:42	07/16/24 00:44	1
Pyrene	ND		5.0	0.34	ug/L		07/12/24 13:42	07/16/24 00:44	1

Surrogate	*%Recovery*	*Qualifier*	*Limits*	*Prepared*	*Analyzed*	*Dil Fac*
2-Fluorobiphenyl (Surr)	*89*		*53 - 126*	*07/12/24 13:42*	*07/16/24 00:44*	*1*
Nitrobenzene-d5 (Surr)	*77*		*29 - 129*	*07/12/24 13:42*	*07/16/24 00:44*	*1*
p-Terphenyl-d14 (Surr)	*73*		*33 - 132*	*07/12/24 13:42*	*07/16/24 00:44*	*1*

Client Sample ID: LTMW-15
Date Collected: 07/11/24 14:35
Date Received: 07/12/24 10:30

Lab Sample ID: 480-221574-11
Matrix: Water

Method: SW846 8260C - Volatile Organic Compounds by GC/MS

Analyte	Result	Qualifier	RL	MDL	Unit	D	Prepared	Analyzed	Dil Fac
Benzene	ND		1.0	0.41	ug/L			07/12/24 21:33	1
Toluene	ND		1.0	0.51	ug/L			07/12/24 21:33	1
Ethylbenzene	ND		1.0	0.74	ug/L			07/12/24 21:33	1
m-Xylene & p-Xylene	ND		2.0	0.66	ug/L			07/12/24 21:33	1
o-Xylene	ND		1.0	0.76	ug/L			07/12/24 21:33	1
Xylenes, Total	ND		2.0	0.66	ug/L			07/12/24 21:33	1
Total BTEX	ND		2.0	1.0	ug/L			07/12/24 21:33	1

Surrogate	*%Recovery*	*Qualifier*	*Limits*	*Prepared*	*Analyzed*	*Dil Fac*
Toluene-d8 (Surr)	*96*		*80 - 120*		*07/12/24 21:33*	*1*
1,2-Dichloroethane-d4 (Surr)	*104*		*77 - 120*		*07/12/24 21:33*	*1*
4-Bromofluorobenzene (Surr)	*97*		*73 - 120*		*07/12/24 21:33*	*1*
Dibromofluoromethane (Surr)	*103*		*75 - 123*		*07/12/24 21:33*	*1*

Method: SW846 8270D - Semivolatile Organic Compounds (GC/MS)

Analyte	Result	Qualifier	RL	MDL	Unit	D	Prepared	Analyzed	Dil Fac
Acenaphthene	ND		5.0	0.41	ug/L		07/12/24 13:42	07/16/24 01:11	1
Acenaphthylene	ND		5.0	0.38	ug/L		07/12/24 13:42	07/16/24 01:11	1
Anthracene	ND		5.0	0.28	ug/L		07/12/24 13:42	07/16/24 01:11	1
Benzo[a]anthracene	ND		5.0	0.36	ug/L		07/12/24 13:42	07/16/24 01:11	1
Benzo[a]pyrene	ND		5.0	0.47	ug/L		07/12/24 13:42	07/16/24 01:11	1
Benzo[b]fluoranthene	ND		5.0	0.34	ug/L		07/12/24 13:42	07/16/24 01:11	1
Benzo[g,h,i]perylene	ND		5.0	0.35	ug/L		07/12/24 13:42	07/16/24 01:11	1
Benzo[k]fluoranthene	ND		5.0	0.73	ug/L		07/12/24 13:42	07/16/24 01:11	1
Chrysene	ND		5.0	0.33	ug/L		07/12/24 13:42	07/16/24 01:11	1
Dibenz(a,h)anthracene	ND		5.0	0.42	ug/L		07/12/24 13:42	07/16/24 01:11	1
Fluoranthene	ND		5.0	0.40	ug/L		07/12/24 13:42	07/16/24 01:11	1
Fluorene	ND		5.0	0.36	ug/L		07/12/24 13:42	07/16/24 01:11	1
Indeno[1,2,3-cd]pyrene	ND		5.0	0.47	ug/L		07/12/24 13:42	07/16/24 01:11	1
Naphthalene	ND		5.0	0.76	ug/L		07/12/24 13:42	07/16/24 01:11	1
Phenanthrene	ND		5.0	0.44	ug/L		07/12/24 13:42	07/16/24 01:11	1
Pyrene	ND		5.0	0.34	ug/L		07/12/24 13:42	07/16/24 01:11	1

Client Sample ID: LTMW-15
Lab Sample ID: 480-221574-11
Date Collected: 07/11/24 14:35
Matrix: Water
Date Received: 07/12/24 10:30

Surrogate	%Recovery	Qualifier	Limits	Prepared	Analyzed	Dil Fac
2-Fluorobiphenyl (Surr)	89		53 - 126	07/12/24 13:42	07/16/24 01:11	1
Nitrobenzene-d5 (Surr)	80		29 - 129	07/12/24 13:42	07/16/24 01:11	1
p-Terphenyl-d14 (Surr)	78		33 - 132	07/12/24 13:42	07/16/24 01:11	1

Client Sample ID: MH-1
Lab Sample ID: 480-221574-12
Date Collected: 07/11/24 14:50
Matrix: Water
Date Received: 07/12/24 10:30

Method: SW846 8260C - Volatile Organic Compounds by GC/MS

Analyte	Result	Qualifier	RL	MDL	Unit	D	Prepared	Analyzed	Dil Fac
Benzene	**3.5**		1.0	0.41	ug/L			07/12/24 21:55	1
Toluene	ND		1.0	0.51	ug/L			07/12/24 21:55	1
Ethylbenzene	**2.1**		1.0	0.74	ug/L			07/12/24 21:55	1
m-Xylene & p-Xylene	ND		2.0	0.66	ug/L			07/12/24 21:55	1
o-Xylene	ND		1.0	0.76	ug/L			07/12/24 21:55	1
Xylenes, Total	ND		2.0	0.66	ug/L			07/12/24 21:55	1
Total BTEX	**5.6**		2.0	1.0	ug/L			07/12/24 21:55	1

Surrogate	%Recovery	Qualifier	Limits	Prepared	Analyzed	Dil Fac
Toluene-d8 (Surr)	98		80 - 120		07/12/24 21:55	1
1,2-Dichloroethane-d4 (Surr)	104		77 - 120		07/12/24 21:55	1
4-Bromofluorobenzene (Surr)	97		73 - 120		07/12/24 21:55	1
Dibromofluoromethane (Surr)	103		75 - 123		07/12/24 21:55	1

Method: SW846 8270D - Semivolatile Organic Compounds (GC/MS)

Analyte	Result	Qualifier	RL	MDL	Unit	D	Prepared	Analyzed	Dil Fac
Acenaphthene	**15**		5.0	0.41	ug/L		07/12/24 13:42	07/16/24 01:38	1
Acenaphthylene	**1.4**	**J**	5.0	0.38	ug/L		07/12/24 13:42	07/16/24 01:38	1
Anthracene	**0.32**	**J**	5.0	0.28	ug/L		07/12/24 13:42	07/16/24 01:38	1
Benzo[a]anthracene	ND		5.0	0.36	ug/L		07/12/24 13:42	07/16/24 01:38	1
Benzo[a]pyrene	ND		5.0	0.47	ug/L		07/12/24 13:42	07/16/24 01:38	1
Benzo[b]fluoranthene	ND		5.0	0.34	ug/L		07/12/24 13:42	07/16/24 01:38	1
Benzo[g,h,i]perylene	ND		5.0	0.35	ug/L		07/12/24 13:42	07/16/24 01:38	1
Benzo[k]fluoranthene	ND		5.0	0.73	ug/L		07/12/24 13:42	07/16/24 01:38	1
Chrysene	ND		5.0	0.33	ug/L		07/12/24 13:42	07/16/24 01:38	1
Dibenz(a,h)anthracene	ND		5.0	0.42	ug/L		07/12/24 13:42	07/16/24 01:38	1
Fluoranthene	**1.7**	**J**	5.0	0.40	ug/L		07/12/24 13:42	07/16/24 01:38	1
Fluorene	**3.0**	**J**	5.0	0.36	ug/L		07/12/24 13:42	07/16/24 01:38	1
Indeno[1,2,3-cd]pyrene	ND		5.0	0.47	ug/L		07/12/24 13:42	07/16/24 01:38	1
Naphthalene	**2.1**	**J**	5.0	0.76	ug/L		07/12/24 13:42	07/16/24 01:38	1
Phenanthrene	**1.9**	**J**	5.0	0.44	ug/L		07/12/24 13:42	07/16/24 01:38	1
Pyrene	**2.0**	**J**	5.0	0.34	ug/L		07/12/24 13:42	07/16/24 01:38	1

Surrogate	%Recovery	Qualifier	Limits	Prepared	Analyzed	Dil Fac
2-Fluorobiphenyl (Surr)	89		53 - 126	07/12/24 13:42	07/16/24 01:38	1
Nitrobenzene-d5 (Surr)	78		29 - 129	07/12/24 13:42	07/16/24 01:38	1
p-Terphenyl-d14 (Surr)	79		33 - 132	07/12/24 13:42	07/16/24 01:38	1

Client Sample ID: ORS
Lab Sample ID: 480-221574-13
Date Collected: 07/11/24 13:35
Matrix: Water
Date Received: 07/12/24 10:30

Method: SW846 8260C - Volatile Organic Compounds by GC/MS

Analyte	Result	Qualifier	RL	MDL	Unit	D	Prepared	Analyzed	Dil Fac
Benzene	ND		1.0	0.41	ug/L			07/12/24 22:17	1
Toluene	ND		1.0	0.51	ug/L			07/12/24 22:17	1
Ethylbenzene	ND		1.0	0.74	ug/L			07/12/24 22:17	1
m-Xylene & p-Xylene	ND		2.0	0.66	ug/L			07/12/24 22:17	1
o-Xylene	ND		1.0	0.76	ug/L			07/12/24 22:17	1
Xylenes, Total	ND		2.0	0.66	ug/L			07/12/24 22:17	1
Total BTEX	ND		2.0	1.0	ug/L			07/12/24 22:17	1

Surrogate	*%Recovery*	*Qualifier*	*Limits*	*Prepared*	*Analyzed*	*Dil Fac*
Toluene-d8 (Surr)	*101*		*80 - 120*		*07/12/24 22:17*	*1*
1,2-Dichloroethane-d4 (Surr)	*102*		*77 - 120*		*07/12/24 22:17*	*1*
4-Bromofluorobenzene (Surr)	*100*		*73 - 120*		*07/12/24 22:17*	*1*
Dibromofluoromethane (Surr)	*103*		*75 - 123*		*07/12/24 22:17*	*1*

Method: SW846 8270D - Semivolatile Organic Compounds (GC/MS)

Analyte	Result	Qualifier	RL	MDL	Unit	D	Prepared	Analyzed	Dil Fac
Acenaphthene	ND		5.0	0.41	ug/L		07/12/24 13:42	07/16/24 02:05	1
Acenaphthylene	ND		5.0	0.38	ug/L		07/12/24 13:42	07/16/24 02:05	1
Anthracene	ND		5.0	0.28	ug/L		07/12/24 13:42	07/16/24 02:05	1
Benzo[a]anthracene	ND		5.0	0.36	ug/L		07/12/24 13:42	07/16/24 02:05	1
Benzo[a]pyrene	ND		5.0	0.47	ug/L		07/12/24 13:42	07/16/24 02:05	1
Benzo[b]fluoranthene	ND		5.0	0.34	ug/L		07/12/24 13:42	07/16/24 02:05	1
Benzo[g,h,i]perylene	ND		5.0	0.35	ug/L		07/12/24 13:42	07/16/24 02:05	1
Benzo[k]fluoranthene	ND		5.0	0.73	ug/L		07/12/24 13:42	07/16/24 02:05	1
Chrysene	ND		5.0	0.33	ug/L		07/12/24 13:42	07/16/24 02:05	1
Dibenz(a,h)anthracene	ND		5.0	0.42	ug/L		07/12/24 13:42	07/16/24 02:05	1
Fluoranthene	ND		5.0	0.40	ug/L		07/12/24 13:42	07/16/24 02:05	1
Fluorene	ND		5.0	0.36	ug/L		07/12/24 13:42	07/16/24 02:05	1
Indeno[1,2,3-cd]pyrene	ND		5.0	0.47	ug/L		07/12/24 13:42	07/16/24 02:05	1
Naphthalene	ND		5.0	0.76	ug/L		07/12/24 13:42	07/16/24 02:05	1
Phenanthrene	ND		5.0	0.44	ug/L		07/12/24 13:42	07/16/24 02:05	1
Pyrene	ND		5.0	0.34	ug/L		07/12/24 13:42	07/16/24 02:05	1

Surrogate	*%Recovery*	*Qualifier*	*Limits*	*Prepared*	*Analyzed*	*Dil Fac*
2-Fluorobiphenyl (Surr)	*86*		*53 - 126*	*07/12/24 13:42*	*07/16/24 02:05*	*1*
Nitrobenzene-d5 (Surr)	*77*		*29 - 129*	*07/12/24 13:42*	*07/16/24 02:05*	*1*
p-Terphenyl-d14 (Surr)	*83*		*33 - 132*	*07/12/24 13:42*	*07/16/24 02:05*	*1*

Client Sample ID: Trip Blank
Lab Sample ID: 480-221574-14
Date Collected: 07/11/24 14:00
Matrix: Water
Date Received: 07/12/24 10:30

Method: SW846 8260C - Volatile Organic Compounds by GC/MS

Analyte	Result	Qualifier	RL	MDL	Unit	D	Prepared	Analyzed	Dil Fac
Benzene	ND		1.0	0.41	ug/L			07/12/24 22:39	1
Toluene	ND		1.0	0.51	ug/L			07/12/24 22:39	1
Ethylbenzene	ND		1.0	0.74	ug/L			07/12/24 22:39	1
m-Xylene & p-Xylene	ND		2.0	0.66	ug/L			07/12/24 22:39	1
o-Xylene	ND		1.0	0.76	ug/L			07/12/24 22:39	1
Xylenes, Total	ND		2.0	0.66	ug/L			07/12/24 22:39	1
Total BTEX	ND		2.0	1.0	ug/L			07/12/24 22:39	1

Client Sample ID: Trip Blank **Lab Sample ID: 480-221574-14**
Date Collected: 07/11/24 14:00 **Matrix: Water**
Date Received: 07/12/24 10:30

Surrogate	%Recovery	Qualifier	Limits	Prepared	Analyzed	Dil Fac
Toluene-d8 (Surr)	99		80 - 120		07/12/24 22:39	1
1,2-Dichloroethane-d4 (Surr)	102		77 - 120		07/12/24 22:39	1
4-Bromofluorobenzene (Surr)	101		73 - 120		07/12/24 22:39	1
Dibromofluoromethane (Surr)	104		75 - 123		07/12/24 22:39	1

Surrogate Summary

Client: Groundwater & Environmental Services Inc | Job ID: 480-221574-1

Method: 8260C - Volatile Organic Compounds by GC/MS

Matrix: Water | **Prep Type: Total/NA**

		Percent Surrogate Recovery (Acceptance Limits)			
		TOL	DCA	BFB	DBFM
Lab Sample ID	Client Sample ID	(80-120)	(77-120)	(73-120)	(75-123)
480-221574-1	Field Duplicate	98	102	100	103
480-221574-2	LTMW-01	99	101	100	102
480-221574-3	LTMW-02	99	102	101	105
480-221574-4	LTMW-03	102	101	99	102
480-221574-5	LTMW-04	100	102	99	102
480-221574-5 MS	LTMW-04-MS	101	100	98	100
480-221574-5 MSD	LTMW-04-MSD	100	102	100	101
480-221574-6	LTMW-05	97	104	98	103
480-221574-7	LTMW-06A	100	103	101	102
480-221574-8	LTMW-12	99	103	99	103
480-221574-9	LTMW-13	98	102	99	103
480-221574-10	LTMW-14	99	102	102	103
480-221574-11	LTMW-15	96	104	97	103
480-221574-12	MH-1	98	104	97	103
480-221574-13	ORS	101	102	100	103
480-221574-14	Trip Blank	99	102	101	104
LCS 480-718333/6	Lab Control Sample	101	100	101	101
MB 480-718333/8	Method Blank	100	102	99	102

Surrogate Legend

TOL = Toluene-d8 (Surr)
DCA = 1,2-Dichloroethane-d4 (Surr)
BFB = 4-Bromofluorobenzene (Surr)
DBFM = Dibromofluoromethane (Surr)

Method: 8270D - Semivolatile Organic Compounds (GC/MS)

Matrix: Water | **Prep Type: Total/NA**

		Percent Surrogate Recovery (Acceptance Limits)		
		FBP	NBZ	TPHd14
Lab Sample ID	Client Sample ID	(53-126)	(29-129)	(33-132)
480-221574-1	Field Duplicate	75	68	74
480-221574-2	LTMW-01	70	61	74
480-221574-3	LTMW-02	76	68	78
480-221574-4	LTMW-03	74	64	71
480-221574-5	LTMW-04	74	68	78
480-221574-5 MS	LTMW-04-MS	75	73	75
480-221574-5 MSD	LTMW-04-MSD	76	72	74
480-221574-6	LTMW-05	71	63	69
480-221574-7	LTMW-06A	78	69	71
480-221574-8	LTMW-12	72	63	64
480-221574-9	LTMW-13	84	75	74
480-221574-10	LTMW-14	89	77	73
480-221574-11	LTMW-15	89	80	78
480-221574-12	MH-1	89	78	79
480-221574-13	ORS	86	77	83
LCS 480-718325/2-A	Lab Control Sample	77	74	85
MB 480-718325/1-A	Method Blank	79	70	91

Surrogate Legend

FBP = 2-Fluorobiphenyl (Surr)
NBZ = Nitrobenzene-d5 (Surr)

Surrogate Summary

Client: Groundwater & Environmental Services Inc

Job ID: 480-221574-1

TPHd14 = p-Terphenyl-d14 (Surr)

Method: 8260C - Volatile Organic Compounds by GC/MS

Lab Sample ID: MB 480-718333/8 — **Client Sample ID: Method Blank**
Matrix: Water — **Prep Type: Total/NA**
Analysis Batch: 718333

Analyte	MB Result	MB Qualifier	RL	MDL	Unit	D	Prepared	Analyzed	Dil Fac
Benzene	ND		1.0	0.41	ug/L			07/12/24 17:30	1
Toluene	ND		1.0	0.51	ug/L			07/12/24 17:30	1
Ethylbenzene	ND		1.0	0.74	ug/L			07/12/24 17:30	1
m-Xylene & p-Xylene	ND		2.0	0.66	ug/L			07/12/24 17:30	1
o-Xylene	ND		1.0	0.76	ug/L			07/12/24 17:30	1
Xylenes, Total	ND		2.0	0.66	ug/L			07/12/24 17:30	1
Total BTEX	ND		2.0	1.0	ug/L			07/12/24 17:30	1

Surrogate	*MB %Recovery*	*MB Qualifier*	*Limits*	*Prepared*	*Analyzed*	*Dil Fac*
Toluene-d8 (Surr)	*100*		*80 - 120*		*07/12/24 17:30*	*1*
1,2-Dichloroethane-d4 (Surr)	*102*		*77 - 120*		*07/12/24 17:30*	*1*
4-Bromofluorobenzene (Surr)	*99*		*73 - 120*		*07/12/24 17:30*	*1*
Dibromofluoromethane (Surr)	*102*		*75 - 123*		*07/12/24 17:30*	*1*

Lab Sample ID: LCS 480-718333/6 — **Client Sample ID: Lab Control Sample**
Matrix: Water — **Prep Type: Total/NA**
Analysis Batch: 718333

Analyte	Spike Added	LCS Result	LCS Qualifier	Unit	D	%Rec	%Rec Limits
Benzene	25.0	25.2		ug/L		101	71 - 124
Toluene	25.0	23.8		ug/L		95	80 - 122
Ethylbenzene	25.0	25.5		ug/L		102	77 - 123
m-Xylene & p-Xylene	25.0	25.7		ug/L		103	76 - 122
o-Xylene	25.0	25.7		ug/L		103	76 - 122

Surrogate	*LCS %Recovery*	*LCS Qualifier*	*Limits*
Toluene-d8 (Surr)	*101*		*80 - 120*
1,2-Dichloroethane-d4 (Surr)	*100*		*77 - 120*
4-Bromofluorobenzene (Surr)	*101*		*73 - 120*
Dibromofluoromethane (Surr)	*101*		*75 - 123*

Lab Sample ID: 480-221574-5 MS — **Client Sample ID: LTMW-04-MS**
Matrix: Water — **Prep Type: Total/NA**
Analysis Batch: 718333

Analyte	Sample Result	Sample Qualifier	Spike Added	MS Result	MS Qualifier	Unit	D	%Rec	%Rec Limits
Benzene	ND		25.0	26.7		ug/L		107	71 - 124
Toluene	ND		25.0	26.0		ug/L		104	80 - 122
Ethylbenzene	ND		25.0	27.4		ug/L		109	77 - 123
m-Xylene & p-Xylene	ND		25.0	27.1		ug/L		109	76 - 122
o-Xylene	ND		25.0	27.0		ug/L		108	76 - 122

Surrogate	*MS %Recovery*	*MS Qualifier*	*Limits*
Toluene-d8 (Surr)	*101*		*80 - 120*
1,2-Dichloroethane-d4 (Surr)	*100*		*77 - 120*
4-Bromofluorobenzene (Surr)	*98*		*73 - 120*
Dibromofluoromethane (Surr)	*100*		*75 - 123*

Method: 8260C - Volatile Organic Compounds by GC/MS (Continued)

Lab Sample ID: 480-221574-5 MSD **Client Sample ID: LTMW-04-MSD**
Matrix: Water **Prep Type: Total/NA**
Analysis Batch: 718333

Analyte	Sample Result	Sample Qualifier	Spike Added	MSD Result	MSD Qualifier	Unit	D	%Rec	%Rec Limits	RPD	RPD Limit
Benzene	ND		25.0	27.8		ug/L		111	71 - 124	4	13
Toluene	ND		25.0	27.1		ug/L		109	80 - 122	4	15
Ethylbenzene	ND		25.0	28.8		ug/L		115	77 - 123	5	15
m-Xylene & p-Xylene	ND		25.0	28.7		ug/L		115	76 - 122	6	16
o-Xylene	ND		25.0	28.6		ug/L		114	76 - 122	6	16

Surrogate	*MSD %Recovery*	*MSD Qualifier*	*Limits*
Toluene-d8 (Surr)	*100*		*80 - 120*
1,2-Dichloroethane-d4 (Surr)	*102*		*77 - 120*
4-Bromofluorobenzene (Surr)	*100*		*73 - 120*
Dibromofluoromethane (Surr)	*101*		*75 - 123*

Method: 8270D - Semivolatile Organic Compounds (GC/MS)

Lab Sample ID: MB 480-718325/1-A **Client Sample ID: Method Blank**
Matrix: Water **Prep Type: Total/NA**
Analysis Batch: 718502 **Prep Batch: 718325**

Analyte	MB Result	MB Qualifier	RL	MDL	Unit	D	Prepared	Analyzed	Dil Fac
Acenaphthene	ND		5.0	0.41	ug/L		07/12/24 13:42	07/15/24 18:29	1
Acenaphthylene	ND		5.0	0.38	ug/L		07/12/24 13:42	07/15/24 18:29	1
Anthracene	ND		5.0	0.28	ug/L		07/12/24 13:42	07/15/24 18:29	1
Benzo[a]anthracene	ND		5.0	0.36	ug/L		07/12/24 13:42	07/15/24 18:29	1
Benzo[a]pyrene	ND		5.0	0.47	ug/L		07/12/24 13:42	07/15/24 18:29	1
Benzo[b]fluoranthene	ND		5.0	0.34	ug/L		07/12/24 13:42	07/15/24 18:29	1
Benzo[g,h,i]perylene	ND		5.0	0.35	ug/L		07/12/24 13:42	07/15/24 18:29	1
Benzo[k]fluoranthene	ND		5.0	0.73	ug/L		07/12/24 13:42	07/15/24 18:29	1
Chrysene	ND		5.0	0.33	ug/L		07/12/24 13:42	07/15/24 18:29	1
Dibenz(a,h)anthracene	ND		5.0	0.42	ug/L		07/12/24 13:42	07/15/24 18:29	1
Fluoranthene	ND		5.0	0.40	ug/L		07/12/24 13:42	07/15/24 18:29	1
Fluorene	ND		5.0	0.36	ug/L		07/12/24 13:42	07/15/24 18:29	1
Indeno[1,2,3-cd]pyrene	ND		5.0	0.47	ug/L		07/12/24 13:42	07/15/24 18:29	1
Naphthalene	ND		5.0	0.76	ug/L		07/12/24 13:42	07/15/24 18:29	1
Phenanthrene	ND		5.0	0.44	ug/L		07/12/24 13:42	07/15/24 18:29	1
Pyrene	ND		5.0	0.34	ug/L		07/12/24 13:42	07/15/24 18:29	1

Surrogate	*MB %Recovery*	*MB Qualifier*	*Limits*	*Prepared*	*Analyzed*	*Dil Fac*
2-Fluorobiphenyl (Surr)	*79*		*53 - 126*	*07/12/24 13:42*	*07/15/24 18:29*	*1*
Nitrobenzene-d5 (Surr)	*70*		*29 - 129*	*07/12/24 13:42*	*07/15/24 18:29*	*1*
p-Terphenyl-d14 (Surr)	*91*		*33 - 132*	*07/12/24 13:42*	*07/15/24 18:29*	*1*

Lab Sample ID: LCS 480-718325/2-A **Client Sample ID: Lab Control Sample**
Matrix: Water **Prep Type: Total/NA**
Analysis Batch: 718502 **Prep Batch: 718325**

Analyte	Spike Added	LCS Result	LCS Qualifier	Unit	D	%Rec	%Rec Limits
Acenaphthene	32.0	24.3		ug/L		76	60 - 120
Acenaphthylene	32.0	26.5		ug/L		83	63 - 120
Anthracene	32.0	28.5		ug/L		89	67 - 120

Method: 8270D - Semivolatile Organic Compounds (GC/MS) (Continued)

Lab Sample ID: LCS 480-718325/2-A **Client Sample ID: Lab Control Sample**
Matrix: Water **Prep Type: Total/NA**
Analysis Batch: 718502 **Prep Batch: 718325**

Analyte	Spike Added	LCS Result	LCS Qualifier	Unit	D	%Rec	%Rec Limits
Benzo[a]anthracene	32.0	28.3		ug/L		88	70 - 121
Benzo[a]pyrene	32.0	29.4		ug/L		92	60 - 123
Benzo[b]fluoranthene	32.0	32.3		ug/L		101	66 - 126
Benzo[g,h,i]perylene	32.0	27.6		ug/L		86	66 - 150
Benzo[k]fluoranthene	32.0	31.9		ug/L		100	65 - 124
Chrysene	32.0	28.2		ug/L		88	69 - 120
Dibenz(a,h)anthracene	32.0	27.3		ug/L		85	65 - 135
Fluoranthene	32.0	29.4		ug/L		92	69 - 126
Fluorene	32.0	25.7		ug/L		80	66 - 120
Indeno[1,2,3-cd]pyrene	32.0	26.6		ug/L		83	69 - 146
Naphthalene	32.0	22.8		ug/L		71	57 - 120
Phenanthrene	32.0	28.4		ug/L		89	68 - 120
Pyrene	32.0	27.5		ug/L		86	70 - 125

Surrogate	*LCS %Recovery*	*LCS Qualifier*	*Limits*
2-Fluorobiphenyl (Surr)	*77*		*53 - 126*
Nitrobenzene-d5 (Surr)	*74*		*29 - 129*
p-Terphenyl-d14 (Surr)	*85*		*33 - 132*

Lab Sample ID: 480-221574-5 MS **Client Sample ID: LTMW-04-MS**
Matrix: Water **Prep Type: Total/NA**
Analysis Batch: 718502 **Prep Batch: 718325**

Analyte	Sample Result	Sample Qualifier	Spike Added	MS Result	MS Qualifier	Unit	D	%Rec	%Rec Limits
Acenaphthene	ND		32.0	24.0		ug/L		75	48 - 120
Acenaphthylene	ND		32.0	26.2		ug/L		82	63 - 120
Anthracene	ND		32.0	28.4		ug/L		89	65 - 122
Benzo[a]anthracene	ND		32.0	28.0		ug/L		87	43 - 124
Benzo[a]pyrene	ND		32.0	27.3		ug/L		85	23 - 125
Benzo[b]fluoranthene	ND		32.0	31.1		ug/L		97	27 - 127
Benzo[g,h,i]perylene	ND		32.0	24.4		ug/L		76	16 - 147
Benzo[k]fluoranthene	ND		32.0	28.6		ug/L		89	20 - 124
Chrysene	ND		32.0	27.4		ug/L		86	44 - 122
Dibenz(a,h)anthracene	ND		32.0	24.4		ug/L		76	16 - 139
Fluoranthene	ND		32.0	29.4		ug/L		92	63 - 129
Fluorene	ND		32.0	25.6		ug/L		80	62 - 120
Indeno[1,2,3-cd]pyrene	ND		32.0	23.8		ug/L		74	16 - 140
Naphthalene	ND		32.0	22.6		ug/L		71	45 - 120
Phenanthrene	ND		32.0	28.7		ug/L		90	65 - 122
Pyrene	ND		32.0	27.8		ug/L		87	58 - 128

Surrogate	*MS %Recovery*	*MS Qualifier*	*Limits*
2-Fluorobiphenyl (Surr)	*75*		*53 - 126*
Nitrobenzene-d5 (Surr)	*73*		*29 - 129*
p-Terphenyl-d14 (Surr)	*75*		*33 - 132*

Method: 8270D - Semivolatile Organic Compounds (GC/MS) (Continued)

Lab Sample ID: 480-221574-5 MSD **Client Sample ID: LTMW-04-MSD**
Matrix: Water **Prep Type: Total/NA**
Analysis Batch: 718502 **Prep Batch: 718325**

Analyte	Sample Result	Sample Qualifier	Spike Added	MSD Result	MSD Qualifier	Unit	D	%Rec	%Rec Limits	RPD	RPD Limit
Acenaphthene	ND		32.0	24.5		ug/L		77	48 - 120	2	24
Acenaphthylene	ND		32.0	26.6		ug/L		83	63 - 120	1	18
Anthracene	ND		32.0	28.5		ug/L		89	65 - 122	0	15
Benzo[a]anthracene	ND		32.0	28.0		ug/L		87	43 - 124	0	15
Benzo[a]pyrene	ND		32.0	26.7		ug/L		83	23 - 125	2	15
Benzo[b]fluoranthene	ND		32.0	30.4		ug/L		95	27 - 127	2	15
Benzo[g,h,i]perylene	ND		32.0	23.7		ug/L		74	16 - 147	3	15
Benzo[k]fluoranthene	ND		32.0	27.9		ug/L		87	20 - 124	2	22
Chrysene	ND		32.0	27.3		ug/L		85	44 - 122	0	15
Dibenz(a,h)anthracene	ND		32.0	23.3		ug/L		73	16 - 139	5	15
Fluoranthene	ND		32.0	28.6		ug/L		89	63 - 129	3	15
Fluorene	ND		32.0	25.5		ug/L		80	62 - 120	0	15
Indeno[1,2,3-cd]pyrene	ND		32.0	23.0		ug/L		72	16 - 140	4	15
Naphthalene	ND		32.0	22.6		ug/L		71	45 - 120	0	29
Phenanthrene	ND		32.0	28.0		ug/L		87	65 - 122	3	15
Pyrene	ND		32.0	27.7		ug/L		86	58 - 128	1	19

Surrogate	*MSD %Recovery*	*MSD Qualifier*	*Limits*
2-Fluorobiphenyl (Surr)	*76*		*53 - 126*
Nitrobenzene-d5 (Surr)	*72*		*29 - 129*
p-Terphenyl-d14 (Surr)	*74*		*33 - 132*

GC/MS VOA

Analysis Batch: 718333

Lab Sample ID	Client Sample ID	Prep Type	Matrix	Method	Prep Batch
480-221574-1	Field Duplicate	Total/NA	Water	8260C	
480-221574-2	LTMW-01	Total/NA	Water	8260C	
480-221574-3	LTMW-02	Total/NA	Water	8260C	
480-221574-4	LTMW-03	Total/NA	Water	8260C	
480-221574-5	LTMW-04	Total/NA	Water	8260C	
480-221574-6	LTMW-05	Total/NA	Water	8260C	
480-221574-7	LTMW-06A	Total/NA	Water	8260C	
480-221574-8	LTMW-12	Total/NA	Water	8260C	
480-221574-9	LTMW-13	Total/NA	Water	8260C	
480-221574-10	LTMW-14	Total/NA	Water	8260C	
480-221574-11	LTMW-15	Total/NA	Water	8260C	
480-221574-12	MH-1	Total/NA	Water	8260C	
480-221574-13	ORS	Total/NA	Water	8260C	
480-221574-14	Trip Blank	Total/NA	Water	8260C	
MB 480-718333/8	Method Blank	Total/NA	Water	8260C	
LCS 480-718333/6	Lab Control Sample	Total/NA	Water	8260C	
480-221574-5 MS	LTMW-04-MS	Total/NA	Water	8260C	
480-221574-5 MSD	LTMW-04-MSD	Total/NA	Water	8260C	

GC/MS Semi VOA

Prep Batch: 718325

Lab Sample ID	Client Sample ID	Prep Type	Matrix	Method	Prep Batch
480-221574-1	Field Duplicate	Total/NA	Water	3510C	
480-221574-2	LTMW-01	Total/NA	Water	3510C	
480-221574-3	LTMW-02	Total/NA	Water	3510C	
480-221574-4	LTMW-03	Total/NA	Water	3510C	
480-221574-5	LTMW-04	Total/NA	Water	3510C	
480-221574-6	LTMW-05	Total/NA	Water	3510C	
480-221574-7	LTMW-06A	Total/NA	Water	3510C	
480-221574-8	LTMW-12	Total/NA	Water	3510C	
480-221574-9	LTMW-13	Total/NA	Water	3510C	
480-221574-10	LTMW-14	Total/NA	Water	3510C	
480-221574-11	LTMW-15	Total/NA	Water	3510C	
480-221574-12	MH-1	Total/NA	Water	3510C	
480-221574-13	ORS	Total/NA	Water	3510C	
MB 480-718325/1-A	Method Blank	Total/NA	Water	3510C	
LCS 480-718325/2-A	Lab Control Sample	Total/NA	Water	3510C	
480-221574-5 MS	LTMW-04-MS	Total/NA	Water	3510C	
480-221574-5 MSD	LTMW-04-MSD	Total/NA	Water	3510C	

Analysis Batch: 718502

Lab Sample ID	Client Sample ID	Prep Type	Matrix	Method	Prep Batch
480-221574-1	Field Duplicate	Total/NA	Water	8270D	718325
480-221574-2	LTMW-01	Total/NA	Water	8270D	718325
480-221574-3	LTMW-02	Total/NA	Water	8270D	718325
480-221574-4	LTMW-03	Total/NA	Water	8270D	718325
480-221574-5	LTMW-04	Total/NA	Water	8270D	718325
480-221574-6	LTMW-05	Total/NA	Water	8270D	718325
480-221574-7	LTMW-06A	Total/NA	Water	8270D	718325
480-221574-8	LTMW-12	Total/NA	Water	8270D	718325
480-221574-9	LTMW-13	Total/NA	Water	8270D	718325

GC/MS Semi VOA (Continued)

Analysis Batch: 718502 (Continued)

Lab Sample ID	Client Sample ID	Prep Type	Matrix	Method	Prep Batch
480-221574-10	LTMW-14	Total/NA	Water	8270D	718325
480-221574-11	LTMW-15	Total/NA	Water	8270D	718325
480-221574-12	MH-1	Total/NA	Water	8270D	718325
480-221574-13	ORS	Total/NA	Water	8270D	718325
MB 480-718325/1-A	Method Blank	Total/NA	Water	8270D	718325
LCS 480-718325/2-A	Lab Control Sample	Total/NA	Water	8270D	718325
480-221574-5 MS	LTMW-04-MS	Total/NA	Water	8270D	718325
480-221574-5 MSD	LTMW-04-MSD	Total/NA	Water	8270D	718325

Lab Chronicle

Client Sample ID: Field Duplicate
Lab Sample ID: 480-221574-1
Date Collected: 07/11/24 00:00
Matrix: Water
Date Received: 07/12/24 10:30

Prep Type	Batch Type	Batch Method	Run	Dilution Factor	Batch Number	Analyst	Lab	Prepared or Analyzed
Total/NA	Analysis	8260C		1	718333	AXK	EET BUF	07/12/24 17:52
Total/NA	Prep	3510C			718325	LSC	EET BUF	07/12/24 13:42
Total/NA	Analysis	8270D		1	718502	EMD	EET BUF	07/15/24 21:09

Client Sample ID: LTMW-01
Lab Sample ID: 480-221574-2
Date Collected: 07/11/24 11:20
Matrix: Water
Date Received: 07/12/24 10:30

Prep Type	Batch Type	Batch Method	Run	Dilution Factor	Batch Number	Analyst	Lab	Prepared or Analyzed
Total/NA	Analysis	8260C		1	718333	AXK	EET BUF	07/12/24 18:14
Total/NA	Prep	3510C			718325	LSC	EET BUF	07/12/24 13:42
Total/NA	Analysis	8270D		1	718502	EMD	EET BUF	07/15/24 21:36

Client Sample ID: LTMW-02
Lab Sample ID: 480-221574-3
Date Collected: 07/11/24 10:40
Matrix: Water
Date Received: 07/12/24 10:30

Prep Type	Batch Type	Batch Method	Run	Dilution Factor	Batch Number	Analyst	Lab	Prepared or Analyzed
Total/NA	Analysis	8260C		1	718333	AXK	EET BUF	07/12/24 18:36
Total/NA	Prep	3510C			718325	LSC	EET BUF	07/12/24 13:42
Total/NA	Analysis	8270D		1	718502	EMD	EET BUF	07/15/24 22:03

Client Sample ID: LTMW-03
Lab Sample ID: 480-221574-4
Date Collected: 07/11/24 11:35
Matrix: Water
Date Received: 07/12/24 10:30

Prep Type	Batch Type	Batch Method	Run	Dilution Factor	Batch Number	Analyst	Lab	Prepared or Analyzed
Total/NA	Analysis	8260C		1	718333	AXK	EET BUF	07/12/24 18:59
Total/NA	Prep	3510C			718325	LSC	EET BUF	07/12/24 13:42
Total/NA	Analysis	8270D		1	718502	EMD	EET BUF	07/15/24 22:31

Client Sample ID: LTMW-04
Lab Sample ID: 480-221574-5
Date Collected: 07/11/24 12:35
Matrix: Water
Date Received: 07/12/24 10:30

Prep Type	Batch Type	Batch Method	Run	Dilution Factor	Batch Number	Analyst	Lab	Prepared or Analyzed
Total/NA	Analysis	8260C		1	718333	AXK	EET BUF	07/12/24 19:21
Total/NA	Prep	3510C			718325	LSC	EET BUF	07/12/24 13:42
Total/NA	Analysis	8270D		1	718502	EMD	EET BUF	07/15/24 20:16

Client Sample ID: LTMW-05
Lab Sample ID: 480-221574-6
Date Collected: 07/11/24 13:30
Matrix: Water
Date Received: 07/12/24 10:30

Prep Type	Batch Type	Batch Method	Run	Dilution Factor	Batch Number	Analyst	Lab	Prepared or Analyzed
Total/NA	Analysis	8260C		1	718333	AXK	EET BUF	07/12/24 19:43

Lab Chronicle

Client Sample ID: LTMW-05
Lab Sample ID: 480-221574-6
Date Collected: 07/11/24 13:30
Matrix: Water
Date Received: 07/12/24 10:30

Prep Type	Batch Type	Batch Method	Run	Dilution Factor	Batch Number	Analyst	Lab	Prepared or Analyzed
Total/NA	Prep	3510C			718325	LSC	EET BUF	07/12/24 13:42
Total/NA	Analysis	8270D		1	718502	EMD	EET BUF	07/15/24 22:58

Client Sample ID: LTMW-06A
Lab Sample ID: 480-221574-7
Date Collected: 07/11/24 13:25
Matrix: Water
Date Received: 07/12/24 10:30

Prep Type	Batch Type	Batch Method	Run	Dilution Factor	Batch Number	Analyst	Lab	Prepared or Analyzed
Total/NA	Analysis	8260C		1	718333	AXK	EET BUF	07/12/24 20:05
Total/NA	Prep	3510C			718325	LSC	EET BUF	07/12/24 13:42
Total/NA	Analysis	8270D		1	718502	EMD	EET BUF	07/15/24 23:24

Client Sample ID: LTMW-12
Lab Sample ID: 480-221574-8
Date Collected: 07/11/24 09:55
Matrix: Water
Date Received: 07/12/24 10:30

Prep Type	Batch Type	Batch Method	Run	Dilution Factor	Batch Number	Analyst	Lab	Prepared or Analyzed
Total/NA	Analysis	8260C		1	718333	AXK	EET BUF	07/12/24 20:27
Total/NA	Prep	3510C			718325	LSC	EET BUF	07/12/24 13:42
Total/NA	Analysis	8270D		1	718502	EMD	EET BUF	07/15/24 23:51

Client Sample ID: LTMW-13
Lab Sample ID: 480-221574-9
Date Collected: 07/11/24 10:05
Matrix: Water
Date Received: 07/12/24 10:30

Prep Type	Batch Type	Batch Method	Run	Dilution Factor	Batch Number	Analyst	Lab	Prepared or Analyzed
Total/NA	Analysis	8260C		1	718333	AXK	EET BUF	07/12/24 20:49
Total/NA	Prep	3510C			718325	LSC	EET BUF	07/12/24 13:42
Total/NA	Analysis	8270D		1	718502	EMD	EET BUF	07/16/24 00:18

Client Sample ID: LTMW-14
Lab Sample ID: 480-221574-10
Date Collected: 07/11/24 12:30
Matrix: Water
Date Received: 07/12/24 10:30

Prep Type	Batch Type	Batch Method	Run	Dilution Factor	Batch Number	Analyst	Lab	Prepared or Analyzed
Total/NA	Analysis	8260C		1	718333	AXK	EET BUF	07/12/24 21:11
Total/NA	Prep	3510C			718325	LSC	EET BUF	07/12/24 13:42
Total/NA	Analysis	8270D		1	718502	EMD	EET BUF	07/16/24 00:44

Client Sample ID: LTMW-15
Lab Sample ID: 480-221574-11
Date Collected: 07/11/24 14:35
Matrix: Water
Date Received: 07/12/24 10:30

Prep Type	Batch Type	Batch Method	Run	Dilution Factor	Batch Number	Analyst	Lab	Prepared or Analyzed
Total/NA	Analysis	8260C		1	718333	AXK	EET BUF	07/12/24 21:33
Total/NA	Prep	3510C			718325	LSC	EET BUF	07/12/24 13:42
Total/NA	Analysis	8270D		1	718502	EMD	EET BUF	07/16/24 01:11

Lab Chronicle

Client Sample ID: MH-1
Lab Sample ID: 480-221574-12
Date Collected: 07/11/24 14:50
Matrix: Water
Date Received: 07/12/24 10:30

Prep Type	Batch Type	Batch Method	Run	Dilution Factor	Batch Number	Analyst	Lab	Prepared or Analyzed
Total/NA	Analysis	8260C		1	718333	AXK	EET BUF	07/12/24 21:55
Total/NA	Prep	3510C			718325	LSC	EET BUF	07/12/24 13:42
Total/NA	Analysis	8270D		1	718502	EMD	EET BUF	07/16/24 01:38

Client Sample ID: ORS
Lab Sample ID: 480-221574-13
Date Collected: 07/11/24 13:35
Matrix: Water
Date Received: 07/12/24 10:30

Prep Type	Batch Type	Batch Method	Run	Dilution Factor	Batch Number	Analyst	Lab	Prepared or Analyzed
Total/NA	Analysis	8260C		1	718333	AXK	EET BUF	07/12/24 22:17
Total/NA	Prep	3510C			718325	LSC	EET BUF	07/12/24 13:42
Total/NA	Analysis	8270D		1	718502	EMD	EET BUF	07/16/24 02:05

Client Sample ID: Trip Blank
Lab Sample ID: 480-221574-14
Date Collected: 07/11/24 14:00
Matrix: Water
Date Received: 07/12/24 10:30

Prep Type	Batch Type	Batch Method	Run	Dilution Factor	Batch Number	Analyst	Lab	Prepared or Analyzed
Total/NA	Analysis	8260C		1	718333	AXK	EET BUF	07/12/24 22:39

Laboratory References:

EET BUF = Eurofins Buffalo, 10 Hazelwood Drive, Amherst, NY 14228-2298, TEL (716)691-2600

Accreditation/Certification Summary

Client: Groundwater & Environmental Services Inc

Job ID: 480-221574-1

Laboratory: Eurofins Buffalo

Unless otherwise noted, all analytes for this laboratory were covered under each accreditation/certification below.

Authority	Program	Identification Number	Expiration Date
New York	NELAP	10026	03-31-25

The following analytes are included in this report, but the laboratory is not certified by the governing authority. This list may include analytes for which the agency does not offer certification.

Analysis Method	Prep Method	Matrix	Analyte
8260C		Water	Total BTEX

Method Summary

Client: Groundwater & Environmental Services Inc

Job ID: 480-221574-1

Method	Method Description	Protocol	Laboratory
8260C	Volatile Organic Compounds by GC/MS	SW846	EET BUF
8270D	Semivolatile Organic Compounds (GC/MS)	SW846	EET BUF
3510C	Liquid-Liquid Extraction (Separatory Funnel)	SW846	EET BUF
5030C	Purge and Trap	SW846	EET BUF

Protocol References:

SW846 = "Test Methods For Evaluating Solid Waste, Physical/Chemical Methods", Third Edition, November 1986 And Its Updates.

Laboratory References:

EET BUF = Eurofins Buffalo, 10 Hazelwood Drive, Amherst, NY 14228-2298, TEL (716)691-2600

Sample Summary

Client: Groundwater & Environmental Services Inc
Job ID: 480-221574-1
Project/Site:

Lab Sample ID	Client Sample ID	Matrix	Collected	Received
480-221574-1	Field Duplicate	Water	07/11/24 00:00	07/12/24 10:30
480-221574-2	LTMW-01	Water	07/11/24 11:20	07/12/24 10:30
480-221574-3	LTMW-02	Water	07/11/24 10:40	07/12/24 10:30
480-221574-4	LTMW-03	Water	07/11/24 11:35	07/12/24 10:30
480-221574-5	LTMW-04	Water	07/11/24 12:35	07/12/24 10:30
480-221574-6	LTMW-05	Water	07/11/24 13:30	07/12/24 10:30
480-221574-7	LTMW-06A	Water	07/11/24 13:25	07/12/24 10:30
480-221574-8	LTMW-12	Water	07/11/24 09:55	07/12/24 10:30
480-221574-9	LTMW-13	Water	07/11/24 10:05	07/12/24 10:30
480-221574-10	LTMW-14	Water	07/11/24 12:30	07/12/24 10:30
480-221574-11	LTMW-15	Water	07/11/24 14:35	07/12/24 10:30
480-221574-12	MH-1	Water	07/11/24 14:50	07/12/24 10:30
480-221574-13	ORS	Water	07/11/24 13:35	07/12/24 10:30
480-221574-14	Trip Blank	Water	07/11/24 14:00	07/12/24 10:30

10 Hazelwood Drive
Amherst, NY 14228-2298
Phone (716) 691-2600 Phone (716) 691-7991

Chain of Custody Record

eurofins | Environment Testing

Client Information	Sampler: Kevin Leo	Lab PM: Beninati, John	Carrier Tracking No(s): Syracuse #225	COC No: 480-192880-40374.1
Client Contact: Tim Beaumont	Phone: 315 877 1368	E-Mail: John.Beninati@et.eurofinsus.com	State of Origin:	Page: Page 1 of 2
Company: Groundwater & Environmental Services Inc	PWSID:			Job #:
Address: 6780 Northern Boulevard Suite 100	Due Date Requested:			
City: East Syracuse	TAT Requested (days):			
State, Zip: NY, 13057	Compliance Project: Δ Yes Δ No			
Phone:	PO #: 0603400-128660-221-1106			
Email: tbeaumont@gesonline.com	WO #:			
Project Name: Saratoga Quarterly Main Site GW Event Desc: Saratoga Main Si	Project #: 48027231			
Site: Saratoga Quarterly Main Site GWS	SSOW#:			

Analysis Requested

480-221574 Chain of Custody

Preservation Codes:
A - HCL
B - NaOH
C - Zn Acetate
D - Nitric Acid
E - NaHSO4
F - MeOH
G - Amchlor
H - Ascorbic Acid
I - Ice
J - DI Water
K - EDTA
L - EDA
M - Hexane
N - None
O - AsNaO2
P - Na2O4S
Q - Na2SO3
R - Na2S2O3
S - H2SO4
T - TSP Dodecahydrate
U - Acetone
V - MCAA
W - pH 4-5
Y - Trizma
Z - other (specify)
Other:

Sample Identification	Sample Date	Sample Time	Sample Type (C=comp, G=grab)	Matrix (W=water, S=solid, O=waste/oil, BT=Tissue, A=Air)	Field Filtered Sample (Yes or No)	Perform MS/MSD (Yes or No)	8270D - PAH Semivolatiles	8260C - BTEX - 8260	Total Number of contain.	Special Instructions/Note:
			Preservation Code:				N	A		
LTMW-01	7/11/24	11:20	G	Water			2	3	5	
LTMW-02		10:40	G	Water			2	3	5	
LTMW-03		11:35	G	Water			2	3	5	
LTMW-04		12:35	G	Water			2	3	5	
LTMW-04-MS		12:35	G	Water			2	3	5	
LTMW-04-MSD		12:35	G	Water			2	3	5	
LTMW-05		13:30	G	Water			2	3	5	
LTMW-06A		13:25	G	Water			2	3	5	
LTMW-12		09:55	G	Water			2	3	5	
LTMW-13		10:05	G	Water			2	3	5	
LTMW-14		12:30	G	Water			2	3	5	

Possible Hazard Identification
☐ Non-Hazard ☐ Flammable ☐ Skin Irritant ☐ Poison B ☐ Unknown ☐ Radiological

Sample Disposal (A fee may be assessed if samples are retained longer than 1 month)
☐ Return To Client ☐ Disposal By Lab ☐ Archive For _____ Months

Deliverable Requested: I, II, III, IV, Other (specify) CAT B DELIVERY

Special Instructions/QC Requirements:

Empty Kit Relinquished by:	Date:		Time:	Method of Shipment:	
Relinquished by: [signature]	Date/Time: 7/11/24 17:50	Company	Received by: R. English	Date/Time: 7-11-24, 1750	Company Syr
Relinquished by: R. English	Date/Time: 7-11-24, 1900	Company Syr	Received by: [signature]	Date/Time: 7/12/24 1030	Company PAB
Relinquished by:	Date/Time:	Company	Received by:	Date/Time:	Company

Custody Seals Intact: Δ Yes Δ No | Custody Seal No.: | Cooler Temperature(s) °C and Other Remarks: #1 3.2

Ver: 01/16/2019

Eurofins Buffalo
10 Hazelwood Drive
Amherst, NY 14228-2298
Phone (716) 691-2600 Phone (716) 691-7991

Chain of Custody Record

Syracuse eurofins Environment Testing

#225

Client Information	Sampler:	Lab PM: Beninati, John	Carrier Tracking No(s):	COC No: 480-192880-40374.2
Client Contact: Tim Beaumont	Phone: 315 877 1360	E-Mail: John.Beninati@et.eurofinsus.com	State of Origin:	Page: Page 2 of 2
Company: Groundwater & Environmental Services Inc	PWSID:			Job #:
Address: 6780 Northern Boulevard Suite 100	Due Date Requested:			
City: East Syracuse	TAT Requested (days):			
State, Zip: NY, 13057	Compliance Project: Δ Yes Δ No			
Phone:	PO #: 0603400-128660-221-1106			
Email: tbeaumont@gesonline.com	WO #:			
Project Name: Saratoga Quarterly Main Site GW Event Desc: Saratoga Main Si	Project #: 48027231			
Site: Saratoga Quarterly Main Site GWS	SSOW#:			

Analysis Requested

Sample Identification	Sample Date	Sample Time	Sample Type (C=Comp, G=grab)	Matrix (W=water, S=solid, O=waste/oil, BT=Tissue, A=Air)	Field Filtered Sample (Yes or No)	Perform MS/MSD (Yes or No)	8270D - PAH Semivolatiles	8260C - BTEX - 8260	Total Number of containers	Special Instructions/Note:
Preservation Code:							N	A		
LTMW-15	7/11/24	14:35	G	Water			3	2	5	
ORS		13:35	G	Water			3	2	5	
MH-1		14:50	G	Water			3	2	5	
Field Duplicate		—	G	Water			3	2	5	
Trip Blank		14:10		Water				2	2	

Preservation Codes:

A - HCL	M - Hexane
B - NaOH	N - None
C - Zn Acetate	O - AsNaO2
D - Nitric Acid	P - Na2O4S
E - NaHSO4	Q - Na2SO3
F - MeOH	R - Na2S2O3
G - Amchlor	S - H2SO4
H - Ascorbic Acid	T - TSP Dodecahydrate
I - Ice	U - Acetone
J - DI Water	V - MCAA
K - EDTA	W - pH 4-5
L - EDA	Y - Trizma
	Z - other (specify)

Other:

7-11-24

Possible Hazard Identification
☐ Non-Hazard ☐ Flammable ☐ Skin Irritant ☐ Poison B ☐ Unknown ☐ Radiological

Sample Disposal (A fee may be assessed if samples are retained longer than 1 month)
☐ Return To Client ☐ Disposal By Lab ☐ Archive For _____ Months

Deliverable Requested: I, II, III, IV, Other (specify) CAT B DELIVERY

Special Instructions/QC Requirements:

Empty Kit Relinquished by:	Date:	Time:	Method of Shipment:

	Relinquished by:	Date/Time:	Company	Received by:	Date/Time:	Company
1		7/11/24 17:50		R.English	7-11-24, 1750	Eur
2	R.English	7-11-24, 1900	Eur	Dwalke	7/12/24 1030	NAB
3		Date/Time:	Company	Received by:	Date/Time:	Company

Custody Seals Intact: Δ Yes Δ No | Custody Seal No.:

Cooler Temperature(s) °C and Other Remarks:

Ver: 01/16/2019

Login Sample Receipt Checklist

Client: Groundwater & Environmental Services Inc

Job Number: 480-221574-1

Login Number: 221574
List Number: 1
Creator: Stopa, Erik S

List Source: Eurofins Buffalo

Question	Answer	Comment
Radioactivity either was not measured or, if measured, is at or below background	True	
The cooler's custody seal, if present, is intact.	True	
The cooler or samples do not appear to have been compromised or tampered with.	True	
Samples were received on ice.	True	
Cooler Temperature is acceptable.	True	
Cooler Temperature is recorded.	True	
COC is present.	True	
COC is filled out in ink and legible.	True	
COC is filled out with all pertinent information.	True	
Is the Field Sampler's name present on COC?	True	
There are no discrepancies between the sample IDs on the containers and the COC.	True	
Samples are received within Holding Time (Excluding tests with immediate HTs)..	True	
Sample containers have legible labels.	True	
Containers are not broken or leaking.	True	
Sample collection date/times are provided.	True	
Appropriate sample containers are used.	True	
Sample bottles are completely filled.	True	
Sample Preservation Verified	True	
There is sufficient vol. for all requested analyses, incl. any requested MS/MSDs	True	
VOA sample vials do not have headspace or bubble is <6mm (1/4") in diameter.	True	
If necessary, staff have been informed of any short hold time or quick TAT needs	True	
Multiphasic samples are not present.	True	
Samples do not require splitting or compositing.	True	
Sampling Company provided.	True	GES
Samples received within 48 hours of sampling.	True	
Samples requiring field filtration have been filtered in the field.	N/A	
Chlorine Residual checked.	N/A	

eurofins | Environment Testing

ANALYTICAL REPORT

PREPARED FOR

Attn: Tim Beaumont
Groundwater & Environmental Services Inc
6780 Northern Boulevard
Suite 100
East Syracuse, New York 13057

Generated 10/9/2024 7:52:35 AM

JOB DESCRIPTION

Saratoga Main Site GW Wells - Quarterly

JOB NUMBER

480-223992-1

Eurofins Buffalo
10 Hazelwood Drive
Amherst NY 14228-2298

See page two for job notes and contact information.

Job Notes

This report may not be reproduced except in full, and with written approval from the laboratory. The results relate only to the samples tested. For questions please contact the Project Manager at the e-mail address or telephone number listed on this page.

The test results in this report relate only to the samples as received by the laboratory and will meet all requirements of the methodology, with any exceptions noted. This report shall not be reproduced except in full, without the express written approval of the laboratory. All questions should be directed to the Eurofins Environment Testing Northeast, LLC Project Manager.

Authorization

Generated
10/9/2024 7:52:35 AM

Authorized for release by
John Beninati, Project Manager I
John.Beninati@et.eurofinsus.com
(716)504-9874

Table of Contents

Cover Page 1
Table of Contents 3
Definitions/Glossary 4
Case Narrative 5
Detection Summary 6
Client Sample Results 8
Surrogate Summary 21
QC Sample Results 23
QC Association Summary 27
Lab Chronicle 29
Certification Summary 32
Method Summary 33
Sample Summary 34
Chain of Custody 35
Receipt Checklists 37

Qualifiers

GC/MS Semi VOA

Qualifier	Qualifier Description
J	Result is less than the RL but greater than or equal to the MDL and the concentration is an approximate value.

Glossary

Abbreviation	These commonly used abbreviations may or may not be present in this report.
☼	Listed under the "D" column to designate that the result is reported on a dry weight basis
%R	Percent Recovery
CFL	Contains Free Liquid
CFU	Colony Forming Unit
CNF	Contains No Free Liquid
DER	Duplicate Error Ratio (normalized absolute difference)
Dil Fac	Dilution Factor
DL	Detection Limit (DoD/DOE)
DL, RA, RE, IN	Indicates a Dilution, Re-analysis, Re-extraction, or additional Initial metals/anion analysis of the sample
DLC	Decision Level Concentration (Radiochemistry)
EDL	Estimated Detection Limit (Dioxin)
LOD	Limit of Detection (DoD/DOE)
LOQ	Limit of Quantitation (DoD/DOE)
MCL	EPA recommended "Maximum Contaminant Level"
MDA	Minimum Detectable Activity (Radiochemistry)
MDC	Minimum Detectable Concentration (Radiochemistry)
MDL	Method Detection Limit
ML	Minimum Level (Dioxin)
MPN	Most Probable Number
MQL	Method Quantitation Limit
NC	Not Calculated
ND	Not Detected at the reporting limit (or MDL or EDL if shown)
NEG	Negative / Absent
POS	Positive / Present
PQL	Practical Quantitation Limit
PRES	Presumptive
QC	Quality Control
RER	Relative Error Ratio (Radiochemistry)
RL	Reporting Limit or Requested Limit (Radiochemistry)
RPD	Relative Percent Difference, a measure of the relative difference between two points
TEF	Toxicity Equivalent Factor (Dioxin)
TEQ	Toxicity Equivalent Quotient (Dioxin)
TNTC	Too Numerous To Count

Job ID: 480-223992-1 Eurofins Buffalo

Job Narrative
480-223992-1

Analytical test results meet all requirements of the associated regulatory program listed on the Accreditation/Certification Summary Page unless otherwise noted under the individual analysis. Data qualifiers and/or narrative comments are included to explain any exceptions, if applicable.

- Matrix QC may not be reported if insufficient sample is provided or site-specific QC samples were not submitted. In these situations, to demonstrate precision and accuracy at a batch level, a LCS/LCSD may be performed, unless otherwise specified in the method.
- Surrogate and/or isotope dilution analyte recoveries (if applicable) which are outside of the QC window are confirmed unless attributed to a dilution or otherwise noted in the narrative.

Regulated compliance samples (e.g. SDWA, NPDES) must comply with the associated agency requirements/permits.

Receipt
The samples were received on 10/4/2024 11:00 AM. Unless otherwise noted below, the samples arrived in good condition, and, where required, properly preserved and on ice. The temperature of the cooler at receipt time was 2.4°C.

GC/MS VOA
No additional analytical or quality issues were noted, other than those described above or in the Definitions/ Glossary page.

GC/MS Semi VOA
No additional analytical or quality issues were noted, other than those described above or in the Definitions/ Glossary page.

Client Sample ID: LTMW-01 Lab Sample ID: 480-223992-1

No Detections.

Client Sample ID: LTMW-02 Lab Sample ID: 480-223992-2

No Detections.

Client Sample ID: LTMW-03 Lab Sample ID: 480-223992-3

Analyte	Result	Qualifier	RL	MDL	Unit	Dil Fac	D	Method	Prep Type
Acenaphthene	1.4	J	5.0	0.41	ug/L	1		8270D	Total/NA
Acenaphthylene	1.7	J	5.0	0.38	ug/L	1		8270D	Total/NA

Client Sample ID: LTMW-04 Lab Sample ID: 480-223992-4

No Detections.

Client Sample ID: LTMW-05 Lab Sample ID: 480-223992-5

No Detections.

Client Sample ID: LTMW-06A Lab Sample ID: 480-223992-6

No Detections.

Client Sample ID: LTMW-12 Lab Sample ID: 480-223992-7

No Detections.

Client Sample ID: LTMW-13 Lab Sample ID: 480-223992-8

No Detections.

Client Sample ID: LTMW-14 Lab Sample ID: 480-223992-9

No Detections.

Client Sample ID: LTMW-15 Lab Sample ID: 480-223992-10

No Detections.

Client Sample ID: MW-EPA-01R Lab Sample ID: 480-223992-11

No Detections.

Client Sample ID: MW-EPA-03R Lab Sample ID: 480-223992-12

No Detections.

Client Sample ID: ORS Lab Sample ID: 480-223992-13

No Detections.

Client Sample ID: MH-1 Lab Sample ID: 480-223992-14

Analyte	Result	Qualifier	RL	MDL	Unit	Dil Fac	D	Method	Prep Type
Acenaphthene	9.2		5.0	0.41	ug/L	1		8270D	Total/NA
Acenaphthylene	0.73	J	5.0	0.38	ug/L	1		8270D	Total/NA
Fluoranthene	1.4	J	5.0	0.40	ug/L	1		8270D	Total/NA
Fluorene	0.66	J	5.0	0.36	ug/L	1		8270D	Total/NA
Pyrene	1.9	J	5.0	0.34	ug/L	1		8270D	Total/NA

This Detection Summary does not include radiochemical test results.

Detection Summary

Client: Groundwater & Environmental Services Inc | Job ID: 480-223992-1

Client Sample ID: Field Duplicate | Lab Sample ID: 480-223992-15

No Detections.

Client Sample ID: Trip Blank | Lab Sample ID: 480-223992-16

No Detections.

This Detection Summary does not include radiochemical test results.

Client Sample ID: LTMW-01
Lab Sample ID: 480-223992-1
Date Collected: 10/03/24 09:15
Matrix: Water
Date Received: 10/04/24 11:00

Method: SW846 8260C - Volatile Organic Compounds by GC/MS

Analyte	Result	Qualifier	RL	MDL	Unit	D	Prepared	Analyzed	Dil Fac
Benzene	ND		1.0	0.41	ug/L			10/07/24 16:12	1
Toluene	ND		1.0	0.51	ug/L			10/07/24 16:12	1
Ethylbenzene	ND		1.0	0.74	ug/L			10/07/24 16:12	1
m-Xylene & p-Xylene	ND		2.0	0.66	ug/L			10/07/24 16:12	1
o-Xylene	ND		1.0	0.76	ug/L			10/07/24 16:12	1
Xylenes, Total	ND		2.0	0.66	ug/L			10/07/24 16:12	1
Total BTEX	ND		2.0	1.0	ug/L			10/07/24 16:12	1

Surrogate	*%Recovery*	*Qualifier*	*Limits*	*Prepared*	*Analyzed*	*Dil Fac*
Toluene-d8 (Surr)	*94*		*80 - 120*		*10/07/24 16:12*	*1*
1,2-Dichloroethane-d4 (Surr)	*92*		*77 - 120*		*10/07/24 16:12*	*1*
4-Bromofluorobenzene (Surr)	*101*		*73 - 120*		*10/07/24 16:12*	*1*
Dibromofluoromethane (Surr)	*88*		*75 - 123*		*10/07/24 16:12*	*1*

Method: SW846 8270D - Semivolatile Organic Compounds (GC/MS)

Analyte	Result	Qualifier	RL	MDL	Unit	D	Prepared	Analyzed	Dil Fac
Acenaphthene	ND		5.0	0.41	ug/L		10/05/24 06:33	10/07/24 17:51	1
Acenaphthylene	ND		5.0	0.38	ug/L		10/05/24 06:33	10/07/24 17:51	1
Anthracene	ND		5.0	0.28	ug/L		10/05/24 06:33	10/07/24 17:51	1
Benzo[a]anthracene	ND		5.0	0.36	ug/L		10/05/24 06:33	10/07/24 17:51	1
Benzo[a]pyrene	ND		5.0	0.47	ug/L		10/05/24 06:33	10/07/24 17:51	1
Benzo[b]fluoranthene	ND		5.0	0.34	ug/L		10/05/24 06:33	10/07/24 17:51	1
Benzo[g,h,i]perylene	ND		5.0	0.35	ug/L		10/05/24 06:33	10/07/24 17:51	1
Benzo[k]fluoranthene	ND		5.0	0.73	ug/L		10/05/24 06:33	10/07/24 17:51	1
Chrysene	ND		5.0	0.33	ug/L		10/05/24 06:33	10/07/24 17:51	1
Dibenz(a,h)anthracene	ND		5.0	0.42	ug/L		10/05/24 06:33	10/07/24 17:51	1
Fluoranthene	ND		5.0	0.40	ug/L		10/05/24 06:33	10/07/24 17:51	1
Fluorene	ND		5.0	0.36	ug/L		10/05/24 06:33	10/07/24 17:51	1
Indeno[1,2,3-cd]pyrene	ND		5.0	0.47	ug/L		10/05/24 06:33	10/07/24 17:51	1
Naphthalene	ND		5.0	0.76	ug/L		10/05/24 06:33	10/07/24 17:51	1
Phenanthrene	ND		5.0	0.44	ug/L		10/05/24 06:33	10/07/24 17:51	1
Pyrene	ND		5.0	0.34	ug/L		10/05/24 06:33	10/07/24 17:51	1

Surrogate	*%Recovery*	*Qualifier*	*Limits*	*Prepared*	*Analyzed*	*Dil Fac*
2-Fluorobiphenyl (Surr)	*76*		*53 - 126*	*10/05/24 06:33*	*10/07/24 17:51*	*1*
Nitrobenzene-d5 (Surr)	*60*		*29 - 129*	*10/05/24 06:33*	*10/07/24 17:51*	*1*
p-Terphenyl-d14 (Surr)	*73*		*33 - 132*	*10/05/24 06:33*	*10/07/24 17:51*	*1*

Client Sample ID: LTMW-02
Lab Sample ID: 480-223992-2
Date Collected: 10/02/24 16:40
Matrix: Water
Date Received: 10/04/24 11:00

Method: SW846 8260C - Volatile Organic Compounds by GC/MS

Analyte	Result	Qualifier	RL	MDL	Unit	D	Prepared	Analyzed	Dil Fac
Benzene	ND		1.0	0.41	ug/L			10/07/24 16:34	1
Toluene	ND		1.0	0.51	ug/L			10/07/24 16:34	1
Ethylbenzene	ND		1.0	0.74	ug/L			10/07/24 16:34	1
m-Xylene & p-Xylene	ND		2.0	0.66	ug/L			10/07/24 16:34	1
o-Xylene	ND		1.0	0.76	ug/L			10/07/24 16:34	1
Xylenes, Total	ND		2.0	0.66	ug/L			10/07/24 16:34	1
Total BTEX	ND		2.0	1.0	ug/L			10/07/24 16:34	1

Client Sample ID: LTMW-02
Lab Sample ID: 480-223992-2
Date Collected: 10/02/24 16:40
Matrix: Water
Date Received: 10/04/24 11:00

Surrogate	%Recovery	Qualifier	Limits	Prepared	Analyzed	Dil Fac
Toluene-d8 (Surr)	*94*		*80 - 120*		*10/07/24 16:34*	*1*
1,2-Dichloroethane-d4 (Surr)	*94*		*77 - 120*		*10/07/24 16:34*	*1*
4-Bromofluorobenzene (Surr)	*102*		*73 - 120*		*10/07/24 16:34*	*1*
Dibromofluoromethane (Surr)	*95*		*75 - 123*		*10/07/24 16:34*	*1*

Method: SW846 8270D - Semivolatile Organic Compounds (GC/MS)

Analyte	Result	Qualifier	RL	MDL	Unit	D	Prepared	Analyzed	Dil Fac
Acenaphthene	ND		5.0	0.41	ug/L		10/05/24 06:33	10/07/24 18:19	1
Acenaphthylene	ND		5.0	0.38	ug/L		10/05/24 06:33	10/07/24 18:19	1
Anthracene	ND		5.0	0.28	ug/L		10/05/24 06:33	10/07/24 18:19	1
Benzo[a]anthracene	ND		5.0	0.36	ug/L		10/05/24 06:33	10/07/24 18:19	1
Benzo[a]pyrene	ND		5.0	0.47	ug/L		10/05/24 06:33	10/07/24 18:19	1
Benzo[b]fluoranthene	ND		5.0	0.34	ug/L		10/05/24 06:33	10/07/24 18:19	1
Benzo[g,h,i]perylene	ND		5.0	0.35	ug/L		10/05/24 06:33	10/07/24 18:19	1
Benzo[k]fluoranthene	ND		5.0	0.73	ug/L		10/05/24 06:33	10/07/24 18:19	1
Chrysene	ND		5.0	0.33	ug/L		10/05/24 06:33	10/07/24 18:19	1
Dibenz(a,h)anthracene	ND		5.0	0.42	ug/L		10/05/24 06:33	10/07/24 18:19	1
Fluoranthene	ND		5.0	0.40	ug/L		10/05/24 06:33	10/07/24 18:19	1
Fluorene	ND		5.0	0.36	ug/L		10/05/24 06:33	10/07/24 18:19	1
Indeno[1,2,3-cd]pyrene	ND		5.0	0.47	ug/L		10/05/24 06:33	10/07/24 18:19	1
Naphthalene	ND		5.0	0.76	ug/L		10/05/24 06:33	10/07/24 18:19	1
Phenanthrene	ND		5.0	0.44	ug/L		10/05/24 06:33	10/07/24 18:19	1
Pyrene	ND		5.0	0.34	ug/L		10/05/24 06:33	10/07/24 18:19	1

Surrogate	%Recovery	Qualifier	Limits	Prepared	Analyzed	Dil Fac
2-Fluorobiphenyl (Surr)	*75*		*53 - 126*	*10/05/24 06:33*	*10/07/24 18:19*	*1*
Nitrobenzene-d5 (Surr)	*59*		*29 - 129*	*10/05/24 06:33*	*10/07/24 18:19*	*1*
p-Terphenyl-d14 (Surr)	*68*		*33 - 132*	*10/05/24 06:33*	*10/07/24 18:19*	*1*

Client Sample ID: LTMW-03
Lab Sample ID: 480-223992-3
Date Collected: 10/02/24 16:40
Matrix: Water
Date Received: 10/04/24 11:00

Method: SW846 8260C - Volatile Organic Compounds by GC/MS

Analyte	Result	Qualifier	RL	MDL	Unit	D	Prepared	Analyzed	Dil Fac
Benzene	ND		1.0	0.41	ug/L			10/07/24 16:57	1
Toluene	ND		1.0	0.51	ug/L			10/07/24 16:57	1
Ethylbenzene	ND		1.0	0.74	ug/L			10/07/24 16:57	1
m-Xylene & p-Xylene	ND		2.0	0.66	ug/L			10/07/24 16:57	1
o-Xylene	ND		1.0	0.76	ug/L			10/07/24 16:57	1
Xylenes, Total	ND		2.0	0.66	ug/L			10/07/24 16:57	1
Total BTEX	ND		2.0	1.0	ug/L			10/07/24 16:57	1

Surrogate	%Recovery	Qualifier	Limits	Prepared	Analyzed	Dil Fac
Toluene-d8 (Surr)	*91*		*80 - 120*		*10/07/24 16:57*	*1*
1,2-Dichloroethane-d4 (Surr)	*94*		*77 - 120*		*10/07/24 16:57*	*1*
4-Bromofluorobenzene (Surr)	*98*		*73 - 120*		*10/07/24 16:57*	*1*
Dibromofluoromethane (Surr)	*91*		*75 - 123*		*10/07/24 16:57*	*1*

Method: SW846 8270D - Semivolatile Organic Compounds (GC/MS)

Analyte	Result	Qualifier	RL	MDL	Unit	D	Prepared	Analyzed	Dil Fac
Acenaphthene	**1.4**	**J**	5.0	0.41	ug/L		10/05/24 06:33	10/07/24 18:47	1

Client Sample ID: LTMW-03
Lab Sample ID: 480-223992-3
Date Collected: 10/02/24 16:40
Matrix: Water
Date Received: 10/04/24 11:00

Method: SW846 8270D - Semivolatile Organic Compounds (GC/MS) (Continued)

Analyte	Result	Qualifier	RL	MDL	Unit	D	Prepared	Analyzed	Dil Fac
Acenaphthylene	1.7	J	5.0	0.38	ug/L		10/05/24 06:33	10/07/24 18:47	1
Anthracene	ND		5.0	0.28	ug/L		10/05/24 06:33	10/07/24 18:47	1
Benzo[a]anthracene	ND		5.0	0.36	ug/L		10/05/24 06:33	10/07/24 18:47	1
Benzo[a]pyrene	ND		5.0	0.47	ug/L		10/05/24 06:33	10/07/24 18:47	1
Benzo[b]fluoranthene	ND		5.0	0.34	ug/L		10/05/24 06:33	10/07/24 18:47	1
Benzo[g,h,i]perylene	ND		5.0	0.35	ug/L		10/05/24 06:33	10/07/24 18:47	1
Benzo[k]fluoranthene	ND		5.0	0.73	ug/L		10/05/24 06:33	10/07/24 18:47	1
Chrysene	ND		5.0	0.33	ug/L		10/05/24 06:33	10/07/24 18:47	1
Dibenz(a,h)anthracene	ND		5.0	0.42	ug/L		10/05/24 06:33	10/07/24 18:47	1
Fluoranthene	ND		5.0	0.40	ug/L		10/05/24 06:33	10/07/24 18:47	1
Fluorene	ND		5.0	0.36	ug/L		10/05/24 06:33	10/07/24 18:47	1
Indeno[1,2,3-cd]pyrene	ND		5.0	0.47	ug/L		10/05/24 06:33	10/07/24 18:47	1
Naphthalene	ND		5.0	0.76	ug/L		10/05/24 06:33	10/07/24 18:47	1
Phenanthrene	ND		5.0	0.44	ug/L		10/05/24 06:33	10/07/24 18:47	1
Pyrene	ND		5.0	0.34	ug/L		10/05/24 06:33	10/07/24 18:47	1

Surrogate	*%Recovery*	*Qualifier*	*Limits*	*Prepared*	*Analyzed*	*Dil Fac*
2-Fluorobiphenyl (Surr)	*67*		*53 - 126*	*10/05/24 06:33*	*10/07/24 18:47*	*1*
Nitrobenzene-d5 (Surr)	*54*		*29 - 129*	*10/05/24 06:33*	*10/07/24 18:47*	*1*
p-Terphenyl-d14 (Surr)	*60*		*33 - 132*	*10/05/24 06:33*	*10/07/24 18:47*	*1*

Client Sample ID: LTMW-04
Lab Sample ID: 480-223992-4
Date Collected: 10/03/24 09:30
Matrix: Water
Date Received: 10/04/24 11:00

Method: SW846 8260C - Volatile Organic Compounds by GC/MS

Analyte	Result	Qualifier	RL	MDL	Unit	D	Prepared	Analyzed	Dil Fac
Benzene	ND		1.0	0.41	ug/L			10/07/24 17:19	1
Toluene	ND		1.0	0.51	ug/L			10/07/24 17:19	1
Ethylbenzene	ND		1.0	0.74	ug/L			10/07/24 17:19	1
m-Xylene & p-Xylene	ND		2.0	0.66	ug/L			10/07/24 17:19	1
o-Xylene	ND		1.0	0.76	ug/L			10/07/24 17:19	1
Xylenes, Total	ND		2.0	0.66	ug/L			10/07/24 17:19	1
Total BTEX	ND		2.0	1.0	ug/L			10/07/24 17:19	1

Surrogate	*%Recovery*	*Qualifier*	*Limits*	*Prepared*	*Analyzed*	*Dil Fac*
Toluene-d8 (Surr)	*93*		*80 - 120*		*10/07/24 17:19*	*1*
1,2-Dichloroethane-d4 (Surr)	*94*		*77 - 120*		*10/07/24 17:19*	*1*
4-Bromofluorobenzene (Surr)	*100*		*73 - 120*		*10/07/24 17:19*	*1*
Dibromofluoromethane (Surr)	*91*		*75 - 123*		*10/07/24 17:19*	*1*

Method: SW846 8270D - Semivolatile Organic Compounds (GC/MS)

Analyte	Result	Qualifier	RL	MDL	Unit	D	Prepared	Analyzed	Dil Fac
Acenaphthene	ND		5.0	0.41	ug/L		10/05/24 06:33	10/07/24 16:28	1
Acenaphthylene	ND		5.0	0.38	ug/L		10/05/24 06:33	10/07/24 16:28	1
Anthracene	ND		5.0	0.28	ug/L		10/05/24 06:33	10/07/24 16:28	1
Benzo[a]anthracene	ND		5.0	0.36	ug/L		10/05/24 06:33	10/07/24 16:28	1
Benzo[a]pyrene	ND		5.0	0.47	ug/L		10/05/24 06:33	10/07/24 16:28	1
Benzo[b]fluoranthene	ND		5.0	0.34	ug/L		10/05/24 06:33	10/07/24 16:28	1
Benzo[g,h,i]perylene	ND		5.0	0.35	ug/L		10/05/24 06:33	10/07/24 16:28	1
Benzo[k]fluoranthene	ND		5.0	0.73	ug/L		10/05/24 06:33	10/07/24 16:28	1
Chrysene	ND		5.0	0.33	ug/L		10/05/24 06:33	10/07/24 16:28	1

Client Sample ID: LTMW-04
Lab Sample ID: 480-223992-4
Date Collected: 10/03/24 09:30
Matrix: Water
Date Received: 10/04/24 11:00

Method: SW846 8270D - Semivolatile Organic Compounds (GC/MS) (Continued)

Analyte	Result	Qualifier	RL	MDL	Unit	D	Prepared	Analyzed	Dil Fac
Dibenz(a,h)anthracene	ND		5.0	0.42	ug/L		10/05/24 06:33	10/07/24 16:28	1
Fluoranthene	ND		5.0	0.40	ug/L		10/05/24 06:33	10/07/24 16:28	1
Fluorene	ND		5.0	0.36	ug/L		10/05/24 06:33	10/07/24 16:28	1
Indeno[1,2,3-cd]pyrene	ND		5.0	0.47	ug/L		10/05/24 06:33	10/07/24 16:28	1
Naphthalene	ND		5.0	0.76	ug/L		10/05/24 06:33	10/07/24 16:28	1
Phenanthrene	ND		5.0	0.44	ug/L		10/05/24 06:33	10/07/24 16:28	1
Pyrene	ND		5.0	0.34	ug/L		10/05/24 06:33	10/07/24 16:28	1

Surrogate	*%Recovery*	*Qualifier*	*Limits*	*Prepared*	*Analyzed*	*Dil Fac*
2-Fluorobiphenyl (Surr)	*86*		*53 - 126*	*10/05/24 06:33*	*10/07/24 16:28*	*1*
Nitrobenzene-d5 (Surr)	*69*		*29 - 129*	*10/05/24 06:33*	*10/07/24 16:28*	*1*
p-Terphenyl-d14 (Surr)	*77*		*33 - 132*	*10/05/24 06:33*	*10/07/24 16:28*	*1*

Client Sample ID: LTMW-05
Lab Sample ID: 480-223992-5
Date Collected: 10/03/24 09:55
Matrix: Water
Date Received: 10/04/24 11:00

Method: SW846 8260C - Volatile Organic Compounds by GC/MS

Analyte	Result	Qualifier	RL	MDL	Unit	D	Prepared	Analyzed	Dil Fac
Benzene	ND		1.0	0.41	ug/L			10/07/24 17:42	1
Toluene	ND		1.0	0.51	ug/L			10/07/24 17:42	1
Ethylbenzene	ND		1.0	0.74	ug/L			10/07/24 17:42	1
m-Xylene & p-Xylene	ND		2.0	0.66	ug/L			10/07/24 17:42	1
o-Xylene	ND		1.0	0.76	ug/L			10/07/24 17:42	1
Xylenes, Total	ND		2.0	0.66	ug/L			10/07/24 17:42	1
Total BTEX	ND		2.0	1.0	ug/L			10/07/24 17:42	1

Surrogate	*%Recovery*	*Qualifier*	*Limits*	*Prepared*	*Analyzed*	*Dil Fac*
Toluene-d8 (Surr)	*93*		*80 - 120*		*10/07/24 17:42*	*1*
1,2-Dichloroethane-d4 (Surr)	*93*		*77 - 120*		*10/07/24 17:42*	*1*
4-Bromofluorobenzene (Surr)	*101*		*73 - 120*		*10/07/24 17:42*	*1*
Dibromofluoromethane (Surr)	*92*		*75 - 123*		*10/07/24 17:42*	*1*

Method: SW846 8270D - Semivolatile Organic Compounds (GC/MS)

Analyte	Result	Qualifier	RL	MDL	Unit	D	Prepared	Analyzed	Dil Fac
Acenaphthene	ND		5.0	0.41	ug/L		10/05/24 06:33	10/07/24 19:15	1
Acenaphthylene	ND		5.0	0.38	ug/L		10/05/24 06:33	10/07/24 19:15	1
Anthracene	ND		5.0	0.28	ug/L		10/05/24 06:33	10/07/24 19:15	1
Benzo[a]anthracene	ND		5.0	0.36	ug/L		10/05/24 06:33	10/07/24 19:15	1
Benzo[a]pyrene	ND		5.0	0.47	ug/L		10/05/24 06:33	10/07/24 19:15	1
Benzo[b]fluoranthene	ND		5.0	0.34	ug/L		10/05/24 06:33	10/07/24 19:15	1
Benzo[g,h,i]perylene	ND		5.0	0.35	ug/L		10/05/24 06:33	10/07/24 19:15	1
Benzo[k]fluoranthene	ND		5.0	0.73	ug/L		10/05/24 06:33	10/07/24 19:15	1
Chrysene	ND		5.0	0.33	ug/L		10/05/24 06:33	10/07/24 19:15	1
Dibenz(a,h)anthracene	ND		5.0	0.42	ug/L		10/05/24 06:33	10/07/24 19:15	1
Fluoranthene	ND		5.0	0.40	ug/L		10/05/24 06:33	10/07/24 19:15	1
Fluorene	ND		5.0	0.36	ug/L		10/05/24 06:33	10/07/24 19:15	1
Indeno[1,2,3-cd]pyrene	ND		5.0	0.47	ug/L		10/05/24 06:33	10/07/24 19:15	1
Naphthalene	ND		5.0	0.76	ug/L		10/05/24 06:33	10/07/24 19:15	1
Phenanthrene	ND		5.0	0.44	ug/L		10/05/24 06:33	10/07/24 19:15	1
Pyrene	ND		5.0	0.34	ug/L		10/05/24 06:33	10/07/24 19:15	1

Client Sample ID: LTMW-05
Lab Sample ID: 480-223992-5
Date Collected: 10/03/24 09:55
Matrix: Water
Date Received: 10/04/24 11:00

Surrogate	%Recovery	Qualifier	Limits	Prepared	Analyzed	Dil Fac
2-Fluorobiphenyl (Surr)	75		53 - 126	10/05/24 06:33	10/07/24 19:15	1
Nitrobenzene-d5 (Surr)	61		29 - 129	10/05/24 06:33	10/07/24 19:15	1
p-Terphenyl-d14 (Surr)	64		33 - 132	10/05/24 06:33	10/07/24 19:15	1

Client Sample ID: LTMW-06A
Lab Sample ID: 480-223992-6
Date Collected: 10/03/24 10:50
Matrix: Water
Date Received: 10/04/24 11:00

Method: SW846 8260C - Volatile Organic Compounds by GC/MS

Analyte	Result	Qualifier	RL	MDL	Unit	D	Prepared	Analyzed	Dil Fac
Benzene	ND		1.0	0.41	ug/L			10/07/24 18:05	1
Toluene	ND		1.0	0.51	ug/L			10/07/24 18:05	1
Ethylbenzene	ND		1.0	0.74	ug/L			10/07/24 18:05	1
m-Xylene & p-Xylene	ND		2.0	0.66	ug/L			10/07/24 18:05	1
o-Xylene	ND		1.0	0.76	ug/L			10/07/24 18:05	1
Xylenes, Total	ND		2.0	0.66	ug/L			10/07/24 18:05	1
Total BTEX	ND		2.0	1.0	ug/L			10/07/24 18:05	1

Surrogate	%Recovery	Qualifier	Limits	Prepared	Analyzed	Dil Fac
Toluene-d8 (Surr)	91		80 - 120		10/07/24 18:05	1
1,2-Dichloroethane-d4 (Surr)	92		77 - 120		10/07/24 18:05	1
4-Bromofluorobenzene (Surr)	101		73 - 120		10/07/24 18:05	1
Dibromofluoromethane (Surr)	89		75 - 123		10/07/24 18:05	1

Method: SW846 8270D - Semivolatile Organic Compounds (GC/MS)

Analyte	Result	Qualifier	RL	MDL	Unit	D	Prepared	Analyzed	Dil Fac
Acenaphthene	ND		5.0	0.41	ug/L		10/05/24 06:33	10/07/24 19:42	1
Acenaphthylene	ND		5.0	0.38	ug/L		10/05/24 06:33	10/07/24 19:42	1
Anthracene	ND		5.0	0.28	ug/L		10/05/24 06:33	10/07/24 19:42	1
Benzo[a]anthracene	ND		5.0	0.36	ug/L		10/05/24 06:33	10/07/24 19:42	1
Benzo[a]pyrene	ND		5.0	0.47	ug/L		10/05/24 06:33	10/07/24 19:42	1
Benzo[b]fluoranthene	ND		5.0	0.34	ug/L		10/05/24 06:33	10/07/24 19:42	1
Benzo[g,h,i]perylene	ND		5.0	0.35	ug/L		10/05/24 06:33	10/07/24 19:42	1
Benzo[k]fluoranthene	ND		5.0	0.73	ug/L		10/05/24 06:33	10/07/24 19:42	1
Chrysene	ND		5.0	0.33	ug/L		10/05/24 06:33	10/07/24 19:42	1
Dibenz(a,h)anthracene	ND		5.0	0.42	ug/L		10/05/24 06:33	10/07/24 19:42	1
Fluoranthene	ND		5.0	0.40	ug/L		10/05/24 06:33	10/07/24 19:42	1
Fluorene	ND		5.0	0.36	ug/L		10/05/24 06:33	10/07/24 19:42	1
Indeno[1,2,3-cd]pyrene	ND		5.0	0.47	ug/L		10/05/24 06:33	10/07/24 19:42	1
Naphthalene	ND		5.0	0.76	ug/L		10/05/24 06:33	10/07/24 19:42	1
Phenanthrene	ND		5.0	0.44	ug/L		10/05/24 06:33	10/07/24 19:42	1
Pyrene	ND		5.0	0.34	ug/L		10/05/24 06:33	10/07/24 19:42	1

Surrogate	%Recovery	Qualifier	Limits	Prepared	Analyzed	Dil Fac
2-Fluorobiphenyl (Surr)	76		53 - 126	10/05/24 06:33	10/07/24 19:42	1
Nitrobenzene-d5 (Surr)	60		29 - 129	10/05/24 06:33	10/07/24 19:42	1
p-Terphenyl-d14 (Surr)	72		33 - 132	10/05/24 06:33	10/07/24 19:42	1

Client Sample ID: LTMW-12
Lab Sample ID: 480-223992-7
Date Collected: 10/02/24 14:20
Matrix: Water
Date Received: 10/04/24 11:00

Method: SW846 8260C - Volatile Organic Compounds by GC/MS

Analyte	Result	Qualifier	RL	MDL	Unit	D	Prepared	Analyzed	Dil Fac
Benzene	ND		1.0	0.41	ug/L			10/07/24 18:27	1
Toluene	ND		1.0	0.51	ug/L			10/07/24 18:27	1
Ethylbenzene	ND		1.0	0.74	ug/L			10/07/24 18:27	1
m-Xylene & p-Xylene	ND		2.0	0.66	ug/L			10/07/24 18:27	1
o-Xylene	ND		1.0	0.76	ug/L			10/07/24 18:27	1
Xylenes, Total	ND		2.0	0.66	ug/L			10/07/24 18:27	1
Total BTEX	ND		2.0	1.0	ug/L			10/07/24 18:27	1

Surrogate	*%Recovery*	*Qualifier*	*Limits*	*Prepared*	*Analyzed*	*Dil Fac*
Toluene-d8 (Surr)	*90*		*80 - 120*		*10/07/24 18:27*	*1*
1,2-Dichloroethane-d4 (Surr)	*88*		*77 - 120*		*10/07/24 18:27*	*1*
4-Bromofluorobenzene (Surr)	*97*		*73 - 120*		*10/07/24 18:27*	*1*
Dibromofluoromethane (Surr)	*88*		*75 - 123*		*10/07/24 18:27*	*1*

Method: SW846 8270D - Semivolatile Organic Compounds (GC/MS)

Analyte	Result	Qualifier	RL	MDL	Unit	D	Prepared	Analyzed	Dil Fac
Acenaphthene	ND		5.0	0.41	ug/L		10/05/24 06:33	10/07/24 20:10	1
Acenaphthylene	ND		5.0	0.38	ug/L		10/05/24 06:33	10/07/24 20:10	1
Anthracene	ND		5.0	0.28	ug/L		10/05/24 06:33	10/07/24 20:10	1
Benzo[a]anthracene	ND		5.0	0.36	ug/L		10/05/24 06:33	10/07/24 20:10	1
Benzo[a]pyrene	ND		5.0	0.47	ug/L		10/05/24 06:33	10/07/24 20:10	1
Benzo[b]fluoranthene	ND		5.0	0.34	ug/L		10/05/24 06:33	10/07/24 20:10	1
Benzo[g,h,i]perylene	ND		5.0	0.35	ug/L		10/05/24 06:33	10/07/24 20:10	1
Benzo[k]fluoranthene	ND		5.0	0.73	ug/L		10/05/24 06:33	10/07/24 20:10	1
Chrysene	ND		5.0	0.33	ug/L		10/05/24 06:33	10/07/24 20:10	1
Dibenz(a,h)anthracene	ND		5.0	0.42	ug/L		10/05/24 06:33	10/07/24 20:10	1
Fluoranthene	ND		5.0	0.40	ug/L		10/05/24 06:33	10/07/24 20:10	1
Fluorene	ND		5.0	0.36	ug/L		10/05/24 06:33	10/07/24 20:10	1
Indeno[1,2,3-cd]pyrene	ND		5.0	0.47	ug/L		10/05/24 06:33	10/07/24 20:10	1
Naphthalene	ND		5.0	0.76	ug/L		10/05/24 06:33	10/07/24 20:10	1
Phenanthrene	ND		5.0	0.44	ug/L		10/05/24 06:33	10/07/24 20:10	1
Pyrene	ND		5.0	0.34	ug/L		10/05/24 06:33	10/07/24 20:10	1

Surrogate	*%Recovery*	*Qualifier*	*Limits*	*Prepared*	*Analyzed*	*Dil Fac*
2-Fluorobiphenyl (Surr)	*76*		*53 - 126*	*10/05/24 06:33*	*10/07/24 20:10*	*1*
Nitrobenzene-d5 (Surr)	*61*		*29 - 129*	*10/05/24 06:33*	*10/07/24 20:10*	*1*
p-Terphenyl-d14 (Surr)	*66*		*33 - 132*	*10/05/24 06:33*	*10/07/24 20:10*	*1*

Client Sample ID: LTMW-13
Lab Sample ID: 480-223992-8
Date Collected: 10/02/24 14:25
Matrix: Water
Date Received: 10/04/24 11:00

Method: SW846 8260C - Volatile Organic Compounds by GC/MS

Analyte	Result	Qualifier	RL	MDL	Unit	D	Prepared	Analyzed	Dil Fac
Benzene	ND		1.0	0.41	ug/L			10/07/24 18:50	1
Toluene	ND		1.0	0.51	ug/L			10/07/24 18:50	1
Ethylbenzene	ND		1.0	0.74	ug/L			10/07/24 18:50	1
m-Xylene & p-Xylene	ND		2.0	0.66	ug/L			10/07/24 18:50	1
o-Xylene	ND		1.0	0.76	ug/L			10/07/24 18:50	1
Xylenes, Total	ND		2.0	0.66	ug/L			10/07/24 18:50	1
Total BTEX	ND		2.0	1.0	ug/L			10/07/24 18:50	1

Client Sample ID: LTMW-13
Lab Sample ID: 480-223992-8
Date Collected: 10/02/24 14:25
Matrix: Water
Date Received: 10/04/24 11:00

Surrogate	%Recovery	Qualifier	Limits	Prepared	Analyzed	Dil Fac
Toluene-d8 (Surr)	*92*		*80 - 120*		*10/07/24 18:50*	*1*
1,2-Dichloroethane-d4 (Surr)	*96*		*77 - 120*		*10/07/24 18:50*	*1*
4-Bromofluorobenzene (Surr)	*104*		*73 - 120*		*10/07/24 18:50*	*1*
Dibromofluoromethane (Surr)	*95*		*75 - 123*		*10/07/24 18:50*	*1*

Method: SW846 8270D - Semivolatile Organic Compounds (GC/MS)

Analyte	Result	Qualifier	RL	MDL	Unit	D	Prepared	Analyzed	Dil Fac
Acenaphthene	ND		5.0	0.41	ug/L		10/05/24 06:33	10/07/24 20:38	1
Acenaphthylene	ND		5.0	0.38	ug/L		10/05/24 06:33	10/07/24 20:38	1
Anthracene	ND		5.0	0.28	ug/L		10/05/24 06:33	10/07/24 20:38	1
Benzo[a]anthracene	ND		5.0	0.36	ug/L		10/05/24 06:33	10/07/24 20:38	1
Benzo[a]pyrene	ND		5.0	0.47	ug/L		10/05/24 06:33	10/07/24 20:38	1
Benzo[b]fluoranthene	ND		5.0	0.34	ug/L		10/05/24 06:33	10/07/24 20:38	1
Benzo[g,h,i]perylene	ND		5.0	0.35	ug/L		10/05/24 06:33	10/07/24 20:38	1
Benzo[k]fluoranthene	ND		5.0	0.73	ug/L		10/05/24 06:33	10/07/24 20:38	1
Chrysene	ND		5.0	0.33	ug/L		10/05/24 06:33	10/07/24 20:38	1
Dibenz(a,h)anthracene	ND		5.0	0.42	ug/L		10/05/24 06:33	10/07/24 20:38	1
Fluoranthene	ND		5.0	0.40	ug/L		10/05/24 06:33	10/07/24 20:38	1
Fluorene	ND		5.0	0.36	ug/L		10/05/24 06:33	10/07/24 20:38	1
Indeno[1,2,3-cd]pyrene	ND		5.0	0.47	ug/L		10/05/24 06:33	10/07/24 20:38	1
Naphthalene	ND		5.0	0.76	ug/L		10/05/24 06:33	10/07/24 20:38	1
Phenanthrene	ND		5.0	0.44	ug/L		10/05/24 06:33	10/07/24 20:38	1
Pyrene	ND		5.0	0.34	ug/L		10/05/24 06:33	10/07/24 20:38	1

Surrogate	%Recovery	Qualifier	Limits	Prepared	Analyzed	Dil Fac
2-Fluorobiphenyl (Surr)	*74*		*53 - 126*	*10/05/24 06:33*	*10/07/24 20:38*	*1*
Nitrobenzene-d5 (Surr)	*61*		*29 - 129*	*10/05/24 06:33*	*10/07/24 20:38*	*1*
p-Terphenyl-d14 (Surr)	*73*		*33 - 132*	*10/05/24 06:33*	*10/07/24 20:38*	*1*

Client Sample ID: LTMW-14
Lab Sample ID: 480-223992-9
Date Collected: 10/03/24 10:10
Matrix: Water
Date Received: 10/04/24 11:00

Method: SW846 8260C - Volatile Organic Compounds by GC/MS

Analyte	Result	Qualifier	RL	MDL	Unit	D	Prepared	Analyzed	Dil Fac
Benzene	ND		1.0	0.41	ug/L			10/07/24 19:12	1
Toluene	ND		1.0	0.51	ug/L			10/07/24 19:12	1
Ethylbenzene	ND		1.0	0.74	ug/L			10/07/24 19:12	1
m-Xylene & p-Xylene	ND		2.0	0.66	ug/L			10/07/24 19:12	1
o-Xylene	ND		1.0	0.76	ug/L			10/07/24 19:12	1
Xylenes, Total	ND		2.0	0.66	ug/L			10/07/24 19:12	1
Total BTEX	ND		2.0	1.0	ug/L			10/07/24 19:12	1

Surrogate	%Recovery	Qualifier	Limits	Prepared	Analyzed	Dil Fac
Toluene-d8 (Surr)	*93*		*80 - 120*		*10/07/24 19:12*	*1*
1,2-Dichloroethane-d4 (Surr)	*91*		*77 - 120*		*10/07/24 19:12*	*1*
4-Bromofluorobenzene (Surr)	*96*		*73 - 120*		*10/07/24 19:12*	*1*
Dibromofluoromethane (Surr)	*88*		*75 - 123*		*10/07/24 19:12*	*1*

Method: SW846 8270D - Semivolatile Organic Compounds (GC/MS)

Analyte	Result	Qualifier	RL	MDL	Unit	D	Prepared	Analyzed	Dil Fac
Acenaphthene	ND		5.0	0.41	ug/L		10/05/24 06:33	10/07/24 21:05	1

Client Sample ID: LTMW-14
Date Collected: 10/03/24 10:10
Date Received: 10/04/24 11:00

Lab Sample ID: 480-223992-9
Matrix: Water

Method: SW846 8270D - Semivolatile Organic Compounds (GC/MS) (Continued)

Analyte	Result	Qualifier	RL	MDL	Unit	D	Prepared	Analyzed	Dil Fac
Acenaphthylene	ND		5.0	0.38	ug/L		10/05/24 06:33	10/07/24 21:05	1
Anthracene	ND		5.0	0.28	ug/L		10/05/24 06:33	10/07/24 21:05	1
Benzo[a]anthracene	ND		5.0	0.36	ug/L		10/05/24 06:33	10/07/24 21:05	1
Benzo[a]pyrene	ND		5.0	0.47	ug/L		10/05/24 06:33	10/07/24 21:05	1
Benzo[b]fluoranthene	ND		5.0	0.34	ug/L		10/05/24 06:33	10/07/24 21:05	1
Benzo[g,h,i]perylene	ND		5.0	0.35	ug/L		10/05/24 06:33	10/07/24 21:05	1
Benzo[k]fluoranthene	ND		5.0	0.73	ug/L		10/05/24 06:33	10/07/24 21:05	1
Chrysene	ND		5.0	0.33	ug/L		10/05/24 06:33	10/07/24 21:05	1
Dibenz(a,h)anthracene	ND		5.0	0.42	ug/L		10/05/24 06:33	10/07/24 21:05	1
Fluoranthene	ND		5.0	0.40	ug/L		10/05/24 06:33	10/07/24 21:05	1
Fluorene	ND		5.0	0.36	ug/L		10/05/24 06:33	10/07/24 21:05	1
Indeno[1,2,3-cd]pyrene	ND		5.0	0.47	ug/L		10/05/24 06:33	10/07/24 21:05	1
Naphthalene	ND		5.0	0.76	ug/L		10/05/24 06:33	10/07/24 21:05	1
Phenanthrene	ND		5.0	0.44	ug/L		10/05/24 06:33	10/07/24 21:05	1
Pyrene	ND		5.0	0.34	ug/L		10/05/24 06:33	10/07/24 21:05	1

Surrogate	*%Recovery*	*Qualifier*	*Limits*	*Prepared*	*Analyzed*	*Dil Fac*
2-Fluorobiphenyl (Surr)	*73*		*53 - 126*	*10/05/24 06:33*	*10/07/24 21:05*	*1*
Nitrobenzene-d5 (Surr)	*58*		*29 - 129*	*10/05/24 06:33*	*10/07/24 21:05*	*1*
p-Terphenyl-d14 (Surr)	*64*		*33 - 132*	*10/05/24 06:33*	*10/07/24 21:05*	*1*

Client Sample ID: LTMW-15
Date Collected: 10/03/24 11:55
Date Received: 10/04/24 11:00

Lab Sample ID: 480-223992-10
Matrix: Water

Method: SW846 8260C - Volatile Organic Compounds by GC/MS

Analyte	Result	Qualifier	RL	MDL	Unit	D	Prepared	Analyzed	Dil Fac
Benzene	ND		1.0	0.41	ug/L			10/07/24 19:35	1
Toluene	ND		1.0	0.51	ug/L			10/07/24 19:35	1
Ethylbenzene	ND		1.0	0.74	ug/L			10/07/24 19:35	1
m-Xylene & p-Xylene	ND		2.0	0.66	ug/L			10/07/24 19:35	1
o-Xylene	ND		1.0	0.76	ug/L			10/07/24 19:35	1
Xylenes, Total	ND		2.0	0.66	ug/L			10/07/24 19:35	1
Total BTEX	ND		2.0	1.0	ug/L			10/07/24 19:35	1

Surrogate	*%Recovery*	*Qualifier*	*Limits*	*Prepared*	*Analyzed*	*Dil Fac*
Toluene-d8 (Surr)	*93*		*80 - 120*		*10/07/24 19:35*	*1*
1,2-Dichloroethane-d4 (Surr)	*94*		*77 - 120*		*10/07/24 19:35*	*1*
4-Bromofluorobenzene (Surr)	*99*		*73 - 120*		*10/07/24 19:35*	*1*
Dibromofluoromethane (Surr)	*89*		*75 - 123*		*10/07/24 19:35*	*1*

Method: SW846 8270D - Semivolatile Organic Compounds (GC/MS)

Analyte	Result	Qualifier	RL	MDL	Unit	D	Prepared	Analyzed	Dil Fac
Acenaphthene	ND		5.0	0.41	ug/L		10/05/24 06:33	10/07/24 21:33	1
Acenaphthylene	ND		5.0	0.38	ug/L		10/05/24 06:33	10/07/24 21:33	1
Anthracene	ND		5.0	0.28	ug/L		10/05/24 06:33	10/07/24 21:33	1
Benzo[a]anthracene	ND		5.0	0.36	ug/L		10/05/24 06:33	10/07/24 21:33	1
Benzo[a]pyrene	ND		5.0	0.47	ug/L		10/05/24 06:33	10/07/24 21:33	1
Benzo[b]fluoranthene	ND		5.0	0.34	ug/L		10/05/24 06:33	10/07/24 21:33	1
Benzo[g,h,i]perylene	ND		5.0	0.35	ug/L		10/05/24 06:33	10/07/24 21:33	1
Benzo[k]fluoranthene	ND		5.0	0.73	ug/L		10/05/24 06:33	10/07/24 21:33	1
Chrysene	ND		5.0	0.33	ug/L		10/05/24 06:33	10/07/24 21:33	1

Client Sample ID: LTMW-15
Lab Sample ID: 480-223992-10
Date Collected: 10/03/24 11:55
Matrix: Water
Date Received: 10/04/24 11:00

Method: SW846 8270D - Semivolatile Organic Compounds (GC/MS) (Continued)

Analyte	Result	Qualifier	RL	MDL	Unit	D	Prepared	Analyzed	Dil Fac
Dibenz(a,h)anthracene	ND		5.0	0.42	ug/L		10/05/24 06:33	10/07/24 21:33	1
Fluoranthene	ND		5.0	0.40	ug/L		10/05/24 06:33	10/07/24 21:33	1
Fluorene	ND		5.0	0.36	ug/L		10/05/24 06:33	10/07/24 21:33	1
Indeno[1,2,3-cd]pyrene	ND		5.0	0.47	ug/L		10/05/24 06:33	10/07/24 21:33	1
Naphthalene	ND		5.0	0.76	ug/L		10/05/24 06:33	10/07/24 21:33	1
Phenanthrene	ND		5.0	0.44	ug/L		10/05/24 06:33	10/07/24 21:33	1
Pyrene	ND		5.0	0.34	ug/L		10/05/24 06:33	10/07/24 21:33	1

Surrogate	*%Recovery*	*Qualifier*	*Limits*	*Prepared*	*Analyzed*	*Dil Fac*
2-Fluorobiphenyl (Surr)	*71*		*53 - 126*	*10/05/24 06:33*	*10/07/24 21:33*	*1*
Nitrobenzene-d5 (Surr)	*55*		*29 - 129*	*10/05/24 06:33*	*10/07/24 21:33*	*1*
p-Terphenyl-d14 (Surr)	*66*		*33 - 132*	*10/05/24 06:33*	*10/07/24 21:33*	*1*

Client Sample ID: MW-EPA-01R
Lab Sample ID: 480-223992-11
Date Collected: 10/02/24 13:35
Matrix: Water
Date Received: 10/04/24 11:00

Method: SW846 8260C - Volatile Organic Compounds by GC/MS

Analyte	Result	Qualifier	RL	MDL	Unit	D	Prepared	Analyzed	Dil Fac
Benzene	ND		1.0	0.41	ug/L			10/07/24 19:57	1
Toluene	ND		1.0	0.51	ug/L			10/07/24 19:57	1
Ethylbenzene	ND		1.0	0.74	ug/L			10/07/24 19:57	1
m-Xylene & p-Xylene	ND		2.0	0.66	ug/L			10/07/24 19:57	1
o-Xylene	ND		1.0	0.76	ug/L			10/07/24 19:57	1
Xylenes, Total	ND		2.0	0.66	ug/L			10/07/24 19:57	1
Total BTEX	ND		2.0	1.0	ug/L			10/07/24 19:57	1

Surrogate	*%Recovery*	*Qualifier*	*Limits*	*Prepared*	*Analyzed*	*Dil Fac*
Toluene-d8 (Surr)	*95*		*80 - 120*		*10/07/24 19:57*	*1*
1,2-Dichloroethane-d4 (Surr)	*94*		*77 - 120*		*10/07/24 19:57*	*1*
4-Bromofluorobenzene (Surr)	*103*		*73 - 120*		*10/07/24 19:57*	*1*
Dibromofluoromethane (Surr)	*93*		*75 - 123*		*10/07/24 19:57*	*1*

Method: SW846 8270D - Semivolatile Organic Compounds (GC/MS)

Analyte	Result	Qualifier	RL	MDL	Unit	D	Prepared	Analyzed	Dil Fac
Acenaphthene	ND		5.0	0.41	ug/L		10/05/24 06:33	10/07/24 22:01	1
Acenaphthylene	ND		5.0	0.38	ug/L		10/05/24 06:33	10/07/24 22:01	1
Anthracene	ND		5.0	0.28	ug/L		10/05/24 06:33	10/07/24 22:01	1
Benzo[a]anthracene	ND		5.0	0.36	ug/L		10/05/24 06:33	10/07/24 22:01	1
Benzo[a]pyrene	ND		5.0	0.47	ug/L		10/05/24 06:33	10/07/24 22:01	1
Benzo[b]fluoranthene	ND		5.0	0.34	ug/L		10/05/24 06:33	10/07/24 22:01	1
Benzo[g,h,i]perylene	ND		5.0	0.35	ug/L		10/05/24 06:33	10/07/24 22:01	1
Benzo[k]fluoranthene	ND		5.0	0.73	ug/L		10/05/24 06:33	10/07/24 22:01	1
Chrysene	ND		5.0	0.33	ug/L		10/05/24 06:33	10/07/24 22:01	1
Dibenz(a,h)anthracene	ND		5.0	0.42	ug/L		10/05/24 06:33	10/07/24 22:01	1
Fluoranthene	ND		5.0	0.40	ug/L		10/05/24 06:33	10/07/24 22:01	1
Fluorene	ND		5.0	0.36	ug/L		10/05/24 06:33	10/07/24 22:01	1
Indeno[1,2,3-cd]pyrene	ND		5.0	0.47	ug/L		10/05/24 06:33	10/07/24 22:01	1
Naphthalene	ND		5.0	0.76	ug/L		10/05/24 06:33	10/07/24 22:01	1
Phenanthrene	ND		5.0	0.44	ug/L		10/05/24 06:33	10/07/24 22:01	1
Pyrene	ND		5.0	0.34	ug/L		10/05/24 06:33	10/07/24 22:01	1

Client Sample ID: MW-EPA-01R
Lab Sample ID: 480-223992-11
Date Collected: 10/02/24 13:35
Matrix: Water
Date Received: 10/04/24 11:00

Surrogate	%Recovery	Qualifier	Limits	Prepared	Analyzed	Dil Fac
2-Fluorobiphenyl (Surr)	*70*		*53 - 126*	*10/05/24 06:33*	*10/07/24 22:01*	*1*
Nitrobenzene-d5 (Surr)	*56*		*29 - 129*	*10/05/24 06:33*	*10/07/24 22:01*	*1*
p-Terphenyl-d14 (Surr)	*69*		*33 - 132*	*10/05/24 06:33*	*10/07/24 22:01*	*1*

Client Sample ID: MW-EPA-03R
Lab Sample ID: 480-223992-12
Date Collected: 10/02/24 12:55
Matrix: Water
Date Received: 10/04/24 11:00

Method: SW846 8260C - Volatile Organic Compounds by GC/MS

Analyte	Result	Qualifier	RL	MDL	Unit	D	Prepared	Analyzed	Dil Fac
Benzene	ND		1.0	0.41	ug/L			10/07/24 20:19	1
Toluene	ND		1.0	0.51	ug/L			10/07/24 20:19	1
Ethylbenzene	ND		1.0	0.74	ug/L			10/07/24 20:19	1
m-Xylene & p-Xylene	ND		2.0	0.66	ug/L			10/07/24 20:19	1
o-Xylene	ND		1.0	0.76	ug/L			10/07/24 20:19	1
Xylenes, Total	ND		2.0	0.66	ug/L			10/07/24 20:19	1
Total BTEX	ND		2.0	1.0	ug/L			10/07/24 20:19	1

Surrogate	%Recovery	Qualifier	Limits	Prepared	Analyzed	Dil Fac
Toluene-d8 (Surr)	*89*		*80 - 120*		*10/07/24 20:19*	*1*
1,2-Dichloroethane-d4 (Surr)	*92*		*77 - 120*		*10/07/24 20:19*	*1*
4-Bromofluorobenzene (Surr)	*99*		*73 - 120*		*10/07/24 20:19*	*1*
Dibromofluoromethane (Surr)	*95*		*75 - 123*		*10/07/24 20:19*	*1*

Method: SW846 8270D - Semivolatile Organic Compounds (GC/MS)

Analyte	Result	Qualifier	RL	MDL	Unit	D	Prepared	Analyzed	Dil Fac
Acenaphthene	ND		5.0	0.41	ug/L		10/05/24 06:33	10/07/24 22:28	1
Acenaphthylene	ND		5.0	0.38	ug/L		10/05/24 06:33	10/07/24 22:28	1
Anthracene	ND		5.0	0.28	ug/L		10/05/24 06:33	10/07/24 22:28	1
Benzo[a]anthracene	ND		5.0	0.36	ug/L		10/05/24 06:33	10/07/24 22:28	1
Benzo[a]pyrene	ND		5.0	0.47	ug/L		10/05/24 06:33	10/07/24 22:28	1
Benzo[b]fluoranthene	ND		5.0	0.34	ug/L		10/05/24 06:33	10/07/24 22:28	1
Benzo[g,h,i]perylene	ND		5.0	0.35	ug/L		10/05/24 06:33	10/07/24 22:28	1
Benzo[k]fluoranthene	ND		5.0	0.73	ug/L		10/05/24 06:33	10/07/24 22:28	1
Chrysene	ND		5.0	0.33	ug/L		10/05/24 06:33	10/07/24 22:28	1
Dibenz(a,h)anthracene	ND		5.0	0.42	ug/L		10/05/24 06:33	10/07/24 22:28	1
Fluoranthene	ND		5.0	0.40	ug/L		10/05/24 06:33	10/07/24 22:28	1
Fluorene	ND		5.0	0.36	ug/L		10/05/24 06:33	10/07/24 22:28	1
Indeno[1,2,3-cd]pyrene	ND		5.0	0.47	ug/L		10/05/24 06:33	10/07/24 22:28	1
Naphthalene	ND		5.0	0.76	ug/L		10/05/24 06:33	10/07/24 22:28	1
Phenanthrene	ND		5.0	0.44	ug/L		10/05/24 06:33	10/07/24 22:28	1
Pyrene	ND		5.0	0.34	ug/L		10/05/24 06:33	10/07/24 22:28	1

Surrogate	%Recovery	Qualifier	Limits	Prepared	Analyzed	Dil Fac
2-Fluorobiphenyl (Surr)	*77*		*53 - 126*	*10/05/24 06:33*	*10/07/24 22:28*	*1*
Nitrobenzene-d5 (Surr)	*60*		*29 - 129*	*10/05/24 06:33*	*10/07/24 22:28*	*1*
p-Terphenyl-d14 (Surr)	*70*		*33 - 132*	*10/05/24 06:33*	*10/07/24 22:28*	*1*

Client Sample ID: ORS
Lab Sample ID: 480-223992-13
Date Collected: 10/02/24 17:00
Matrix: Water
Date Received: 10/04/24 11:00

Method: SW846 8260C - Volatile Organic Compounds by GC/MS

Analyte	Result	Qualifier	RL	MDL	Unit	D	Prepared	Analyzed	Dil Fac
Benzene	ND		1.0	0.41	ug/L			10/07/24 20:42	1
Toluene	ND		1.0	0.51	ug/L			10/07/24 20:42	1
Ethylbenzene	ND		1.0	0.74	ug/L			10/07/24 20:42	1
m-Xylene & p-Xylene	ND		2.0	0.66	ug/L			10/07/24 20:42	1
o-Xylene	ND		1.0	0.76	ug/L			10/07/24 20:42	1
Xylenes, Total	ND		2.0	0.66	ug/L			10/07/24 20:42	1
Total BTEX	ND		2.0	1.0	ug/L			10/07/24 20:42	1

Surrogate	*%Recovery*	*Qualifier*	*Limits*	*Prepared*	*Analyzed*	*Dil Fac*
Toluene-d8 (Surr)	*94*		*80 - 120*		*10/07/24 20:42*	*1*
1,2-Dichloroethane-d4 (Surr)	*95*		*77 - 120*		*10/07/24 20:42*	*1*
4-Bromofluorobenzene (Surr)	*100*		*73 - 120*		*10/07/24 20:42*	*1*
Dibromofluoromethane (Surr)	*90*		*75 - 123*		*10/07/24 20:42*	*1*

Method: SW846 8270D - Semivolatile Organic Compounds (GC/MS)

Analyte	Result	Qualifier	RL	MDL	Unit	D	Prepared	Analyzed	Dil Fac
Acenaphthene	ND		5.0	0.41	ug/L		10/05/24 06:33	10/07/24 22:56	1
Acenaphthylene	ND		5.0	0.38	ug/L		10/05/24 06:33	10/07/24 22:56	1
Anthracene	ND		5.0	0.28	ug/L		10/05/24 06:33	10/07/24 22:56	1
Benzo[a]anthracene	ND		5.0	0.36	ug/L		10/05/24 06:33	10/07/24 22:56	1
Benzo[a]pyrene	ND		5.0	0.47	ug/L		10/05/24 06:33	10/07/24 22:56	1
Benzo[b]fluoranthene	ND		5.0	0.34	ug/L		10/05/24 06:33	10/07/24 22:56	1
Benzo[g,h,i]perylene	ND		5.0	0.35	ug/L		10/05/24 06:33	10/07/24 22:56	1
Benzo[k]fluoranthene	ND		5.0	0.73	ug/L		10/05/24 06:33	10/07/24 22:56	1
Chrysene	ND		5.0	0.33	ug/L		10/05/24 06:33	10/07/24 22:56	1
Dibenz(a,h)anthracene	ND		5.0	0.42	ug/L		10/05/24 06:33	10/07/24 22:56	1
Fluoranthene	ND		5.0	0.40	ug/L		10/05/24 06:33	10/07/24 22:56	1
Fluorene	ND		5.0	0.36	ug/L		10/05/24 06:33	10/07/24 22:56	1
Indeno[1,2,3-cd]pyrene	ND		5.0	0.47	ug/L		10/05/24 06:33	10/07/24 22:56	1
Naphthalene	ND		5.0	0.76	ug/L		10/05/24 06:33	10/07/24 22:56	1
Phenanthrene	ND		5.0	0.44	ug/L		10/05/24 06:33	10/07/24 22:56	1
Pyrene	ND		5.0	0.34	ug/L		10/05/24 06:33	10/07/24 22:56	1

Surrogate	*%Recovery*	*Qualifier*	*Limits*	*Prepared*	*Analyzed*	*Dil Fac*
2-Fluorobiphenyl (Surr)	*65*		*53 - 126*	*10/05/24 06:33*	*10/07/24 22:56*	*1*
Nitrobenzene-d5 (Surr)	*53*		*29 - 129*	*10/05/24 06:33*	*10/07/24 22:56*	*1*
p-Terphenyl-d14 (Surr)	*74*		*33 - 132*	*10/05/24 06:33*	*10/07/24 22:56*	*1*

Client Sample ID: MH-1
Lab Sample ID: 480-223992-14
Date Collected: 10/03/24 10:30
Matrix: Water
Date Received: 10/04/24 11:00

Method: SW846 8260C - Volatile Organic Compounds by GC/MS

Analyte	Result	Qualifier	RL	MDL	Unit	D	Prepared	Analyzed	Dil Fac
Benzene	ND		1.0	0.41	ug/L			10/07/24 21:04	1
Toluene	ND		1.0	0.51	ug/L			10/07/24 21:04	1
Ethylbenzene	ND		1.0	0.74	ug/L			10/07/24 21:04	1
m-Xylene & p-Xylene	ND		2.0	0.66	ug/L			10/07/24 21:04	1
o-Xylene	ND		1.0	0.76	ug/L			10/07/24 21:04	1
Xylenes, Total	ND		2.0	0.66	ug/L			10/07/24 21:04	1
Total BTEX	ND		2.0	1.0	ug/L			10/07/24 21:04	1

Client Sample ID: MH-1

Lab Sample ID: 480-223992-14

Date Collected: 10/03/24 10:30

Matrix: Water

Date Received: 10/04/24 11:00

Surrogate	*%Recovery*	*Qualifier*	*Limits*	*Prepared*	*Analyzed*	*Dil Fac*
Toluene-d8 (Surr)	*94*		*80 - 120*		*10/07/24 21:04*	*1*
1,2-Dichloroethane-d4 (Surr)	*92*		*77 - 120*		*10/07/24 21:04*	*1*
4-Bromofluorobenzene (Surr)	*99*		*73 - 120*		*10/07/24 21:04*	*1*
Dibromofluoromethane (Surr)	*88*		*75 - 123*		*10/07/24 21:04*	*1*

Method: SW846 8270D - Semivolatile Organic Compounds (GC/MS)

Analyte	Result	Qualifier	RL	MDL	Unit	D	Prepared	Analyzed	Dil Fac
Acenaphthene	**9.2**		5.0	0.41	ug/L		10/05/24 06:33	10/08/24 14:44	1
Acenaphthylene	**0.73**	**J**	5.0	0.38	ug/L		10/05/24 06:33	10/08/24 14:44	1
Anthracene	ND		5.0	0.28	ug/L		10/05/24 06:33	10/08/24 14:44	1
Benzo[a]anthracene	ND		5.0	0.36	ug/L		10/05/24 06:33	10/08/24 14:44	1
Benzo[a]pyrene	ND		5.0	0.47	ug/L		10/05/24 06:33	10/08/24 14:44	1
Benzo[b]fluoranthene	ND		5.0	0.34	ug/L		10/05/24 06:33	10/08/24 14:44	1
Benzo[g,h,i]perylene	ND		5.0	0.35	ug/L		10/05/24 06:33	10/08/24 14:44	1
Benzo[k]fluoranthene	ND		5.0	0.73	ug/L		10/05/24 06:33	10/08/24 14:44	1
Chrysene	ND		5.0	0.33	ug/L		10/05/24 06:33	10/08/24 14:44	1
Dibenz(a,h)anthracene	ND		5.0	0.42	ug/L		10/05/24 06:33	10/08/24 14:44	1
Fluoranthene	**1.4**	**J**	5.0	0.40	ug/L		10/05/24 06:33	10/08/24 14:44	1
Fluorene	**0.66**	**J**	5.0	0.36	ug/L		10/05/24 06:33	10/08/24 14:44	1
Indeno[1,2,3-cd]pyrene	ND		5.0	0.47	ug/L		10/05/24 06:33	10/08/24 14:44	1
Naphthalene	ND		5.0	0.76	ug/L		10/05/24 06:33	10/08/24 14:44	1
Phenanthrene	ND		5.0	0.44	ug/L		10/05/24 06:33	10/08/24 14:44	1
Pyrene	**1.9**	**J**	5.0	0.34	ug/L		10/05/24 06:33	10/08/24 14:44	1

Surrogate	*%Recovery*	*Qualifier*	*Limits*	*Prepared*	*Analyzed*	*Dil Fac*
2-Fluorobiphenyl (Surr)	*64*		*53 - 126*	*10/05/24 06:33*	*10/08/24 14:44*	*1*
Nitrobenzene-d5 (Surr)	*49*		*29 - 129*	*10/05/24 06:33*	*10/08/24 14:44*	*1*
p-Terphenyl-d14 (Surr)	*67*		*33 - 132*	*10/05/24 06:33*	*10/08/24 14:44*	*1*

Client Sample ID: Field Duplicate

Lab Sample ID: 480-223992-15

Date Collected: 10/02/24 00:00

Matrix: Water

Date Received: 10/04/24 11:00

Method: SW846 8260C - Volatile Organic Compounds by GC/MS

Analyte	Result	Qualifier	RL	MDL	Unit	D	Prepared	Analyzed	Dil Fac
Benzene	ND		1.0	0.41	ug/L			10/07/24 21:27	1
Toluene	ND		1.0	0.51	ug/L			10/07/24 21:27	1
Ethylbenzene	ND		1.0	0.74	ug/L			10/07/24 21:27	1
m-Xylene & p-Xylene	ND		2.0	0.66	ug/L			10/07/24 21:27	1
o-Xylene	ND		1.0	0.76	ug/L			10/07/24 21:27	1
Xylenes, Total	ND		2.0	0.66	ug/L			10/07/24 21:27	1
Total BTEX	ND		2.0	1.0	ug/L			10/07/24 21:27	1

Surrogate	*%Recovery*	*Qualifier*	*Limits*	*Prepared*	*Analyzed*	*Dil Fac*
Toluene-d8 (Surr)	*94*		*80 - 120*		*10/07/24 21:27*	*1*
1,2-Dichloroethane-d4 (Surr)	*92*		*77 - 120*		*10/07/24 21:27*	*1*
4-Bromofluorobenzene (Surr)	*100*		*73 - 120*		*10/07/24 21:27*	*1*
Dibromofluoromethane (Surr)	*94*		*75 - 123*		*10/07/24 21:27*	*1*

Method: SW846 8270D - Semivolatile Organic Compounds (GC/MS)

Analyte	Result	Qualifier	RL	MDL	Unit	D	Prepared	Analyzed	Dil Fac
Acenaphthene	ND		5.0	0.41	ug/L		10/05/24 06:33	10/08/24 02:09	1

Client Sample ID: Field Duplicate
Lab Sample ID: 480-223992-15
Date Collected: 10/02/24 00:00
Matrix: Water
Date Received: 10/04/24 11:00

Method: SW846 8270D - Semivolatile Organic Compounds (GC/MS) (Continued)

Analyte	Result	Qualifier	RL	MDL	Unit	D	Prepared	Analyzed	Dil Fac
Acenaphthylene	ND		5.0	0.38	ug/L		10/05/24 06:33	10/08/24 02:09	1
Anthracene	ND		5.0	0.28	ug/L		10/05/24 06:33	10/08/24 02:09	1
Benzo[a]anthracene	ND		5.0	0.36	ug/L		10/05/24 06:33	10/08/24 02:09	1
Benzo[a]pyrene	ND		5.0	0.47	ug/L		10/05/24 06:33	10/08/24 02:09	1
Benzo[b]fluoranthene	ND		5.0	0.34	ug/L		10/05/24 06:33	10/08/24 02:09	1
Benzo[g,h,i]perylene	ND		5.0	0.35	ug/L		10/05/24 06:33	10/08/24 02:09	1
Benzo[k]fluoranthene	ND		5.0	0.73	ug/L		10/05/24 06:33	10/08/24 02:09	1
Chrysene	ND		5.0	0.33	ug/L		10/05/24 06:33	10/08/24 02:09	1
Dibenz(a,h)anthracene	ND		5.0	0.42	ug/L		10/05/24 06:33	10/08/24 02:09	1
Fluoranthene	ND		5.0	0.40	ug/L		10/05/24 06:33	10/08/24 02:09	1
Fluorene	ND		5.0	0.36	ug/L		10/05/24 06:33	10/08/24 02:09	1
Indeno[1,2,3-cd]pyrene	ND		5.0	0.47	ug/L		10/05/24 06:33	10/08/24 02:09	1
Naphthalene	ND		5.0	0.76	ug/L		10/05/24 06:33	10/08/24 02:09	1
Phenanthrene	ND		5.0	0.44	ug/L		10/05/24 06:33	10/08/24 02:09	1
Pyrene	ND		5.0	0.34	ug/L		10/05/24 06:33	10/08/24 02:09	1

Surrogate	*%Recovery*	*Qualifier*	*Limits*	*Prepared*	*Analyzed*	*Dil Fac*
2-Fluorobiphenyl (Surr)	*71*		*53 - 126*	*10/05/24 06:33*	*10/08/24 02:09*	*1*
Nitrobenzene-d5 (Surr)	*58*		*29 - 129*	*10/05/24 06:33*	*10/08/24 02:09*	*1*
p-Terphenyl-d14 (Surr)	*65*		*33 - 132*	*10/05/24 06:33*	*10/08/24 02:09*	*1*

Client Sample ID: Trip Blank
Lab Sample ID: 480-223992-16
Date Collected: 10/03/24 00:00
Matrix: Water
Date Received: 10/04/24 11:00

Method: SW846 8260C - Volatile Organic Compounds by GC/MS

Analyte	Result	Qualifier	RL	MDL	Unit	D	Prepared	Analyzed	Dil Fac
Benzene	ND		1.0	0.41	ug/L			10/07/24 21:50	1
Toluene	ND		1.0	0.51	ug/L			10/07/24 21:50	1
Ethylbenzene	ND		1.0	0.74	ug/L			10/07/24 21:50	1
m-Xylene & p-Xylene	ND		2.0	0.66	ug/L			10/07/24 21:50	1
o-Xylene	ND		1.0	0.76	ug/L			10/07/24 21:50	1
Xylenes, Total	ND		2.0	0.66	ug/L			10/07/24 21:50	1
Total BTEX	ND		2.0	1.0	ug/L			10/07/24 21:50	1

Surrogate	*%Recovery*	*Qualifier*	*Limits*	*Prepared*	*Analyzed*	*Dil Fac*
Toluene-d8 (Surr)	*89*		*80 - 120*		*10/07/24 21:50*	*1*
1,2-Dichloroethane-d4 (Surr)	*91*		*77 - 120*		*10/07/24 21:50*	*1*
4-Bromofluorobenzene (Surr)	*99*		*73 - 120*		*10/07/24 21:50*	*1*
Dibromofluoromethane (Surr)	*88*		*75 - 123*		*10/07/24 21:50*	*1*

Surrogate Summary

Client: Groundwater & Environmental Services Inc | Job ID: 480-223992-1

Method: 8260C - Volatile Organic Compounds by GC/MS

Matrix: Water | **Prep Type: Total/NA**

		Percent Surrogate Recovery (Acceptance Limits)			
		TOL	DCA	BFB	DBFM
Lab Sample ID	Client Sample ID	(80-120)	(77-120)	(73-120)	(75-123)
480-223992-1	LTMW-01	94	92	101	88
480-223992-2	LTMW-02	94	94	102	95
480-223992-3	LTMW-03	91	94	98	91
480-223992-4	LTMW-04	93	94	100	91
480-223992-4 MS	LTMW-04	92	89	98	88
480-223992-4 MSD	LTMW-04	95	89	102	86
480-223992-5	LTMW-05	93	93	101	92
480-223992-6	LTMW-06A	91	92	101	89
480-223992-7	LTMW-12	90	88	97	88
480-223992-8	LTMW-13	92	96	104	95
480-223992-9	LTMW-14	93	91	96	88
480-223992-10	LTMW-15	93	94	99	89
480-223992-11	MW-EPA-01R	95	94	103	93
480-223992-12	MW-EPA-03R	89	92	99	95
480-223992-13	ORS	94	95	100	90
480-223992-14	MH-1	94	92	99	88
480-223992-15	Field Duplicate	94	92	100	94
480-223992-16	Trip Blank	89	91	99	88
LCS 480-727264/6	Lab Control Sample	92	92	100	93
MB 480-727264/8	Method Blank	93	89	99	86

Surrogate Legend

TOL = Toluene-d8 (Surr)
DCA = 1,2-Dichloroethane-d4 (Surr)
BFB = 4-Bromofluorobenzene (Surr)
DBFM = Dibromofluoromethane (Surr)

Method: 8270D - Semivolatile Organic Compounds (GC/MS)

Matrix: Water | **Prep Type: Total/NA**

		Percent Surrogate Recovery (Acceptance Limits)		
		FBP	NBZ	TPHd14
Lab Sample ID	Client Sample ID	(53-126)	(29-129)	(33-132)
480-223992-1	LTMW-01	76	60	73
480-223992-2	LTMW-02	75	59	68
480-223992-3	LTMW-03	67	54	60
480-223992-4	LTMW-04	86	69	77
480-223992-4 MS	LTMW-04	88	82	75
480-223992-4 MSD	LTMW-04	89	83	77
480-223992-5	LTMW-05	75	61	64
480-223992-6	LTMW-06A	76	60	72
480-223992-7	LTMW-12	76	61	66
480-223992-8	LTMW-13	74	61	73
480-223992-9	LTMW-14	73	58	64
480-223992-10	LTMW-15	71	55	66
480-223992-11	MW-EPA-01R	70	56	69
480-223992-12	MW-EPA-03R	77	60	70
480-223992-13	ORS	65	53	74
480-223992-14	MH-1	64	49	67
480-223992-15	Field Duplicate	71	58	65
LCS 480-727179/2-A	Lab Control Sample	89	83	95

Surrogate Summary

Client: Groundwater & Environmental Services Inc | Job ID: 480-223992-1

Method: 8270D - Semivolatile Organic Compounds (GC/MS) (Continued)

Matrix: Water | **Prep Type: Total/NA**

		Percent Surrogate Recovery (Acceptance Limits)								
		FBP	NBZ	TPHd14						
Lab Sample ID	Client Sample ID	(53-126)	(29-129)	(33-132)						
MB 480-727179/1-A	Method Blank	84	70	95						

Surrogate Legend

FBP = 2-Fluorobiphenyl (Surr)

NBZ = Nitrobenzene-d5 (Surr)

TPHd14 = p-Terphenyl-d14 (Surr)

Method: 8260C - Volatile Organic Compounds by GC/MS

Lab Sample ID: MB 480-727264/8 | **Client Sample ID: Method Blank**
Matrix: Water | **Prep Type: Total/NA**
Analysis Batch: 727264

Analyte	MB Result	MB Qualifier	RL	MDL	Unit	D	Prepared	Analyzed	Dil Fac
Benzene	ND		1.0	0.41	ug/L			10/07/24 13:24	1
Toluene	ND		1.0	0.51	ug/L			10/07/24 13:24	1
Ethylbenzene	ND		1.0	0.74	ug/L			10/07/24 13:24	1
m-Xylene & p-Xylene	ND		2.0	0.66	ug/L			10/07/24 13:24	1
o-Xylene	ND		1.0	0.76	ug/L			10/07/24 13:24	1
Xylenes, Total	ND		2.0	0.66	ug/L			10/07/24 13:24	1
Total BTEX	ND		2.0	1.0	ug/L			10/07/24 13:24	1

Surrogate	*MB %Recovery*	*MB Qualifier*	*Limits*	*Prepared*	*Analyzed*	*Dil Fac*
Toluene-d8 (Surr)	*93*		*80 - 120*		*10/07/24 13:24*	*1*
1,2-Dichloroethane-d4 (Surr)	*89*		*77 - 120*		*10/07/24 13:24*	*1*
4-Bromofluorobenzene (Surr)	*99*		*73 - 120*		*10/07/24 13:24*	*1*
Dibromofluoromethane (Surr)	*86*		*75 - 123*		*10/07/24 13:24*	*1*

Lab Sample ID: LCS 480-727264/6 | **Client Sample ID: Lab Control Sample**
Matrix: Water | **Prep Type: Total/NA**
Analysis Batch: 727264

Analyte	Spike Added	LCS Result	LCS Qualifier	Unit	D	%Rec	%Rec Limits
Benzene	25.0	26.8		ug/L		107	71 - 124
Toluene	25.0	26.3		ug/L		105	80 - 122
Ethylbenzene	25.0	26.5		ug/L		106	77 - 123
m-Xylene & p-Xylene	25.0	26.7		ug/L		107	76 - 122
o-Xylene	25.0	27.3		ug/L		109	76 - 122

Surrogate	*LCS %Recovery*	*LCS Qualifier*	*Limits*
Toluene-d8 (Surr)	*92*		*80 - 120*
1,2-Dichloroethane-d4 (Surr)	*92*		*77 - 120*
4-Bromofluorobenzene (Surr)	*100*		*73 - 120*
Dibromofluoromethane (Surr)	*93*		*75 - 123*

Lab Sample ID: 480-223992-4 MS | **Client Sample ID: LTMW-04**
Matrix: Water | **Prep Type: Total/NA**
Analysis Batch: 727264

Analyte	Sample Result	Sample Qualifier	Spike Added	MS Result	MS Qualifier	Unit	D	%Rec	%Rec Limits
Benzene	ND		25.0	26.3		ug/L		105	71 - 124
Toluene	ND		25.0	26.3		ug/L		105	80 - 122
Ethylbenzene	ND		25.0	26.4		ug/L		106	77 - 123
m-Xylene & p-Xylene	ND		25.0	27.2		ug/L		109	76 - 122
o-Xylene	ND		25.0	26.4		ug/L		106	76 - 122

Surrogate	*MS %Recovery*	*MS Qualifier*	*Limits*
Toluene-d8 (Surr)	*92*		*80 - 120*
1,2-Dichloroethane-d4 (Surr)	*89*		*77 - 120*
4-Bromofluorobenzene (Surr)	*98*		*73 - 120*
Dibromofluoromethane (Surr)	*88*		*75 - 123*

Method: 8260C - Volatile Organic Compounds by GC/MS (Continued)

Lab Sample ID: 480-223992-4 MSD **Client Sample ID: LTMW-04**
Matrix: Water **Prep Type: Total/NA**
Analysis Batch: 727264

Analyte	Sample Result	Sample Qualifier	Spike Added	MSD Result	MSD Qualifier	Unit	D	%Rec	%Rec Limits	RPD	RPD Limit
Benzene	ND		25.0	23.1		ug/L		92	71 - 124	13	13
Toluene	ND		25.0	23.5		ug/L		94	80 - 122	11	15
Ethylbenzene	ND		25.0	23.5		ug/L		94	77 - 123	12	15
m-Xylene & p-Xylene	ND		25.0	23.7		ug/L		95	76 - 122	14	16
o-Xylene	ND		25.0	22.9		ug/L		92	76 - 122	14	16

Surrogate	*MSD %Recovery*	*MSD Qualifier*	*Limits*
Toluene-d8 (Surr)	*95*		*80 - 120*
1,2-Dichloroethane-d4 (Surr)	*89*		*77 - 120*
4-Bromofluorobenzene (Surr)	*102*		*73 - 120*
Dibromofluoromethane (Surr)	*86*		*75 - 123*

Method: 8270D - Semivolatile Organic Compounds (GC/MS)

Lab Sample ID: MB 480-727179/1-A **Client Sample ID: Method Blank**
Matrix: Water **Prep Type: Total/NA**
Analysis Batch: 727273 **Prep Batch: 727179**

Analyte	MB Result	MB Qualifier	RL	MDL	Unit	D	Prepared	Analyzed	Dil Fac
Acenaphthene	ND		5.0	0.41	ug/L		10/05/24 06:33	10/07/24 14:36	1
Acenaphthylene	ND		5.0	0.38	ug/L		10/05/24 06:33	10/07/24 14:36	1
Anthracene	ND		5.0	0.28	ug/L		10/05/24 06:33	10/07/24 14:36	1
Benzo[a]anthracene	ND		5.0	0.36	ug/L		10/05/24 06:33	10/07/24 14:36	1
Benzo[a]pyrene	ND		5.0	0.47	ug/L		10/05/24 06:33	10/07/24 14:36	1
Benzo[b]fluoranthene	ND		5.0	0.34	ug/L		10/05/24 06:33	10/07/24 14:36	1
Benzo[g,h,i]perylene	ND		5.0	0.35	ug/L		10/05/24 06:33	10/07/24 14:36	1
Benzo[k]fluoranthene	ND		5.0	0.73	ug/L		10/05/24 06:33	10/07/24 14:36	1
Chrysene	ND		5.0	0.33	ug/L		10/05/24 06:33	10/07/24 14:36	1
Dibenz(a,h)anthracene	ND		5.0	0.42	ug/L		10/05/24 06:33	10/07/24 14:36	1
Fluoranthene	ND		5.0	0.40	ug/L		10/05/24 06:33	10/07/24 14:36	1
Fluorene	ND		5.0	0.36	ug/L		10/05/24 06:33	10/07/24 14:36	1
Indeno[1,2,3-cd]pyrene	ND		5.0	0.47	ug/L		10/05/24 06:33	10/07/24 14:36	1
Naphthalene	ND		5.0	0.76	ug/L		10/05/24 06:33	10/07/24 14:36	1
Phenanthrene	ND		5.0	0.44	ug/L		10/05/24 06:33	10/07/24 14:36	1
Pyrene	ND		5.0	0.34	ug/L		10/05/24 06:33	10/07/24 14:36	1

Surrogate	*MB %Recovery*	*MB Qualifier*	*Limits*	*Prepared*	*Analyzed*	*Dil Fac*
2-Fluorobiphenyl (Surr)	*84*		*53 - 126*	*10/05/24 06:33*	*10/07/24 14:36*	*1*
Nitrobenzene-d5 (Surr)	*70*		*29 - 129*	*10/05/24 06:33*	*10/07/24 14:36*	*1*
p-Terphenyl-d14 (Surr)	*95*		*33 - 132*	*10/05/24 06:33*	*10/07/24 14:36*	*1*

Lab Sample ID: LCS 480-727179/2-A **Client Sample ID: Lab Control Sample**
Matrix: Water **Prep Type: Total/NA**
Analysis Batch: 727273 **Prep Batch: 727179**

Analyte	Spike Added	LCS Result	LCS Qualifier	Unit	D	%Rec	%Rec Limits
Acenaphthene	32.0	28.0		ug/L		88	60 - 120
Acenaphthylene	32.0	30.1		ug/L		94	63 - 120
Anthracene	32.0	33.6		ug/L		105	67 - 120

Method: 8270D - Semivolatile Organic Compounds (GC/MS) (Continued)

Lab Sample ID: LCS 480-727179/2-A **Client Sample ID: Lab Control Sample**
Matrix: Water **Prep Type: Total/NA**
Analysis Batch: 727273 **Prep Batch: 727179**

Analyte	Spike Added	LCS Result	LCS Qualifier	Unit	D	%Rec	%Rec Limits
Benzo[a]anthracene	32.0	35.3		ug/L		110	70 - 121
Benzo[a]pyrene	32.0	34.1		ug/L		107	60 - 123
Benzo[b]fluoranthene	32.0	32.7		ug/L		102	66 - 126
Benzo[g,h,i]perylene	32.0	33.0		ug/L		103	66 - 150
Benzo[k]fluoranthene	32.0	34.6		ug/L		108	65 - 124
Chrysene	32.0	34.0		ug/L		106	69 - 120
Dibenz(a,h)anthracene	32.0	34.1		ug/L		107	65 - 135
Fluoranthene	32.0	38.5		ug/L		120	69 - 126
Fluorene	32.0	30.9		ug/L		97	66 - 120
Indeno[1,2,3-cd]pyrene	32.0	33.5		ug/L		105	69 - 146
Naphthalene	32.0	28.3		ug/L		88	57 - 120
Phenanthrene	32.0	32.2		ug/L		101	68 - 120
Pyrene	32.0	35.0		ug/L		109	70 - 125

Surrogate	*LCS %Recovery*	*LCS Qualifier*	*Limits*
2-Fluorobiphenyl (Surr)	*89*		*53 - 126*
Nitrobenzene-d5 (Surr)	*83*		*29 - 129*
p-Terphenyl-d14 (Surr)	*95*		*33 - 132*

Lab Sample ID: 480-223992-4 MS **Client Sample ID: LTMW-04**
Matrix: Water **Prep Type: Total/NA**
Analysis Batch: 727273 **Prep Batch: 727179**

Analyte	Sample Result	Sample Qualifier	Spike Added	MS Result	MS Qualifier	Unit	D	%Rec	%Rec Limits
Acenaphthene	ND		32.0	27.0		ug/L		84	48 - 120
Acenaphthylene	ND		32.0	28.9		ug/L		90	63 - 120
Anthracene	ND		32.0	32.0		ug/L		100	65 - 122
Benzo[a]anthracene	ND		32.0	32.7		ug/L		102	43 - 124
Benzo[a]pyrene	ND		32.0	31.2		ug/L		98	23 - 125
Benzo[b]fluoranthene	ND		32.0	31.9		ug/L		100	27 - 127
Benzo[g,h,i]perylene	ND		32.0	29.5		ug/L		92	16 - 147
Benzo[k]fluoranthene	ND		32.0	30.5		ug/L		95	20 - 124
Chrysene	ND		32.0	31.9		ug/L		100	44 - 122
Dibenz(a,h)anthracene	ND		32.0	29.4		ug/L		92	16 - 139
Fluoranthene	ND		32.0	35.2		ug/L		110	63 - 129
Fluorene	ND		32.0	29.7		ug/L		93	62 - 120
Indeno[1,2,3-cd]pyrene	ND		32.0	29.9		ug/L		93	16 - 140
Naphthalene	ND		32.0	27.9		ug/L		87	45 - 120
Phenanthrene	ND		32.0	31.1		ug/L		97	65 - 122
Pyrene	ND		32.0	34.0		ug/L		106	58 - 128

Surrogate	*MS %Recovery*	*MS Qualifier*	*Limits*
2-Fluorobiphenyl (Surr)	*88*		*53 - 126*
Nitrobenzene-d5 (Surr)	*82*		*29 - 129*
p-Terphenyl-d14 (Surr)	*75*		*33 - 132*

Method: 8270D - Semivolatile Organic Compounds (GC/MS) (Continued)

Lab Sample ID: 480-223992-4 MSD **Client Sample ID: LTMW-04**
Matrix: Water **Prep Type: Total/NA**
Analysis Batch: 727273 **Prep Batch: 727179**

Analyte	Sample Result	Sample Qualifier	Spike Added	MSD Result	MSD Qualifier	Unit	D	%Rec	%Rec Limits	RPD	RPD Limit
Acenaphthene	ND		32.0	26.9		ug/L		84	48 - 120	0	24
Acenaphthylene	ND		32.0	29.9		ug/L		93	63 - 120	3	18
Anthracene	ND		32.0	32.4		ug/L		101	65 - 122	1	15
Benzo[a]anthracene	ND		32.0	32.6		ug/L		102	43 - 124	0	15
Benzo[a]pyrene	ND		32.0	30.0		ug/L		94	23 - 125	4	15
Benzo[b]fluoranthene	ND		32.0	28.7		ug/L		90	27 - 127	10	15
Benzo[g,h,i]perylene	ND		32.0	28.5		ug/L		89	16 - 147	4	15
Benzo[k]fluoranthene	ND		32.0	30.5		ug/L		95	20 - 124	0	22
Chrysene	ND		32.0	31.7		ug/L		99	44 - 122	1	15
Dibenz(a,h)anthracene	ND		32.0	28.6		ug/L		89	16 - 139	3	15
Fluoranthene	ND		32.0	36.0		ug/L		112	63 - 129	2	15
Fluorene	ND		32.0	29.5		ug/L		92	62 - 120	1	15
Indeno[1,2,3-cd]pyrene	ND		32.0	28.2		ug/L		88	16 - 140	6	15
Naphthalene	ND		32.0	28.2		ug/L		88	45 - 120	1	29
Phenanthrene	ND		32.0	31.8		ug/L		99	65 - 122	2	15
Pyrene	ND		32.0	32.4		ug/L		101	58 - 128	5	19

Surrogate	*MSD %Recovery*	*MSD Qualifier*	*Limits*
2-Fluorobiphenyl (Surr)	*89*		*53 - 126*
Nitrobenzene-d5 (Surr)	*83*		*29 - 129*
p-Terphenyl-d14 (Surr)	*77*		*33 - 132*

GC/MS VOA

Analysis Batch: 727264

Lab Sample ID	Client Sample ID	Prep Type	Matrix	Method	Prep Batch
480-223992-1	LTMW-01	Total/NA	Water	8260C	
480-223992-2	LTMW-02	Total/NA	Water	8260C	
480-223992-3	LTMW-03	Total/NA	Water	8260C	
480-223992-4	LTMW-04	Total/NA	Water	8260C	
480-223992-5	LTMW-05	Total/NA	Water	8260C	
480-223992-6	LTMW-06A	Total/NA	Water	8260C	
480-223992-7	LTMW-12	Total/NA	Water	8260C	
480-223992-8	LTMW-13	Total/NA	Water	8260C	
480-223992-9	LTMW-14	Total/NA	Water	8260C	
480-223992-10	LTMW-15	Total/NA	Water	8260C	
480-223992-11	MW-EPA-01R	Total/NA	Water	8260C	
480-223992-12	MW-EPA-03R	Total/NA	Water	8260C	
480-223992-13	ORS	Total/NA	Water	8260C	
480-223992-14	MH-1	Total/NA	Water	8260C	
480-223992-15	Field Duplicate	Total/NA	Water	8260C	
480-223992-16	Trip Blank	Total/NA	Water	8260C	
MB 480-727264/8	Method Blank	Total/NA	Water	8260C	
LCS 480-727264/6	Lab Control Sample	Total/NA	Water	8260C	
480-223992-4 MS	LTMW-04	Total/NA	Water	8260C	
480-223992-4 MSD	LTMW-04	Total/NA	Water	8260C	

GC/MS Semi VOA

Prep Batch: 727179

Lab Sample ID	Client Sample ID	Prep Type	Matrix	Method	Prep Batch
480-223992-1	LTMW-01	Total/NA	Water	3510C	
480-223992-2	LTMW-02	Total/NA	Water	3510C	
480-223992-3	LTMW-03	Total/NA	Water	3510C	
480-223992-4	LTMW-04	Total/NA	Water	3510C	
480-223992-5	LTMW-05	Total/NA	Water	3510C	
480-223992-6	LTMW-06A	Total/NA	Water	3510C	
480-223992-7	LTMW-12	Total/NA	Water	3510C	
480-223992-8	LTMW-13	Total/NA	Water	3510C	
480-223992-9	LTMW-14	Total/NA	Water	3510C	
480-223992-10	LTMW-15	Total/NA	Water	3510C	
480-223992-11	MW-EPA-01R	Total/NA	Water	3510C	
480-223992-12	MW-EPA-03R	Total/NA	Water	3510C	
480-223992-13	ORS	Total/NA	Water	3510C	
480-223992-14	MH-1	Total/NA	Water	3510C	
480-223992-15	Field Duplicate	Total/NA	Water	3510C	
MB 480-727179/1-A	Method Blank	Total/NA	Water	3510C	
LCS 480-727179/2-A	Lab Control Sample	Total/NA	Water	3510C	
480-223992-4 MS	LTMW-04	Total/NA	Water	3510C	
480-223992-4 MSD	LTMW-04	Total/NA	Water	3510C	

Analysis Batch: 727273

Lab Sample ID	Client Sample ID	Prep Type	Matrix	Method	Prep Batch
480-223992-1	LTMW-01	Total/NA	Water	8270D	727179
480-223992-2	LTMW-02	Total/NA	Water	8270D	727179
480-223992-3	LTMW-03	Total/NA	Water	8270D	727179
480-223992-4	LTMW-04	Total/NA	Water	8270D	727179
480-223992-5	LTMW-05	Total/NA	Water	8270D	727179

GC/MS Semi VOA (Continued)

Analysis Batch: 727273 (Continued)

Lab Sample ID	Client Sample ID	Prep Type	Matrix	Method	Prep Batch
480-223992-6	LTMW-06A	Total/NA	Water	8270D	727179
480-223992-7	LTMW-12	Total/NA	Water	8270D	727179
480-223992-8	LTMW-13	Total/NA	Water	8270D	727179
480-223992-9	LTMW-14	Total/NA	Water	8270D	727179
480-223992-10	LTMW-15	Total/NA	Water	8270D	727179
480-223992-11	MW-EPA-01R	Total/NA	Water	8270D	727179
480-223992-12	MW-EPA-03R	Total/NA	Water	8270D	727179
480-223992-13	ORS	Total/NA	Water	8270D	727179
MB 480-727179/1-A	Method Blank	Total/NA	Water	8270D	727179
LCS 480-727179/2-A	Lab Control Sample	Total/NA	Water	8270D	727179
480-223992-4 MS	LTMW-04	Total/NA	Water	8270D	727179
480-223992-4 MSD	LTMW-04	Total/NA	Water	8270D	727179

Analysis Batch: 727280

Lab Sample ID	Client Sample ID	Prep Type	Matrix	Method	Prep Batch
480-223992-15	Field Duplicate	Total/NA	Water	8270D	727179

Analysis Batch: 727401

Lab Sample ID	Client Sample ID	Prep Type	Matrix	Method	Prep Batch
480-223992-14	MH-1	Total/NA	Water	8270D	727179

Lab Chronicle

Client Sample ID: LTMW-01
Lab Sample ID: 480-223992-1
Date Collected: 10/03/24 09:15
Matrix: Water
Date Received: 10/04/24 11:00

Prep Type	Batch Type	Batch Method	Run	Dilution Factor	Batch Number	Analyst	Lab	Prepared or Analyzed
Total/NA	Analysis	8260C		1	727264	AD	EET BUF	10/07/24 16:12
Total/NA	Prep	3510C			727179	LSC	EET BUF	10/05/24 06:33
Total/NA	Analysis	8270D		1	727273	JMM	EET BUF	10/07/24 17:51

Client Sample ID: LTMW-02
Lab Sample ID: 480-223992-2
Date Collected: 10/02/24 16:40
Matrix: Water
Date Received: 10/04/24 11:00

Prep Type	Batch Type	Batch Method	Run	Dilution Factor	Batch Number	Analyst	Lab	Prepared or Analyzed
Total/NA	Analysis	8260C		1	727264	AD	EET BUF	10/07/24 16:34
Total/NA	Prep	3510C			727179	LSC	EET BUF	10/05/24 06:33
Total/NA	Analysis	8270D		1	727273	JMM	EET BUF	10/07/24 18:19

Client Sample ID: LTMW-03
Lab Sample ID: 480-223992-3
Date Collected: 10/02/24 16:40
Matrix: Water
Date Received: 10/04/24 11:00

Prep Type	Batch Type	Batch Method	Run	Dilution Factor	Batch Number	Analyst	Lab	Prepared or Analyzed
Total/NA	Analysis	8260C		1	727264	AD	EET BUF	10/07/24 16:57
Total/NA	Prep	3510C			727179	LSC	EET BUF	10/05/24 06:33
Total/NA	Analysis	8270D		1	727273	JMM	EET BUF	10/07/24 18:47

Client Sample ID: LTMW-04
Lab Sample ID: 480-223992-4
Date Collected: 10/03/24 09:30
Matrix: Water
Date Received: 10/04/24 11:00

Prep Type	Batch Type	Batch Method	Run	Dilution Factor	Batch Number	Analyst	Lab	Prepared or Analyzed
Total/NA	Analysis	8260C		1	727264	AD	EET BUF	10/07/24 17:19
Total/NA	Prep	3510C			727179	LSC	EET BUF	10/05/24 06:33
Total/NA	Analysis	8270D		1	727273	JMM	EET BUF	10/07/24 16:28

Client Sample ID: LTMW-05
Lab Sample ID: 480-223992-5
Date Collected: 10/03/24 09:55
Matrix: Water
Date Received: 10/04/24 11:00

Prep Type	Batch Type	Batch Method	Run	Dilution Factor	Batch Number	Analyst	Lab	Prepared or Analyzed
Total/NA	Analysis	8260C		1	727264	AD	EET BUF	10/07/24 17:42
Total/NA	Prep	3510C			727179	LSC	EET BUF	10/05/24 06:33
Total/NA	Analysis	8270D		1	727273	JMM	EET BUF	10/07/24 19:15

Client Sample ID: LTMW-06A
Lab Sample ID: 480-223992-6
Date Collected: 10/03/24 10:50
Matrix: Water
Date Received: 10/04/24 11:00

Prep Type	Batch Type	Batch Method	Run	Dilution Factor	Batch Number	Analyst	Lab	Prepared or Analyzed
Total/NA	Analysis	8260C		1	727264	AD	EET BUF	10/07/24 18:05

Lab Chronicle

Client Sample ID: LTMW-06A
Lab Sample ID: 480-223992-6
Date Collected: 10/03/24 10:50
Matrix: Water
Date Received: 10/04/24 11:00

Prep Type	Batch Type	Batch Method	Run	Dilution Factor	Batch Number	Analyst	Lab	Prepared or Analyzed
Total/NA	Prep	3510C			727179	LSC	EET BUF	10/05/24 06:33
Total/NA	Analysis	8270D		1	727273	JMM	EET BUF	10/07/24 19:42

Client Sample ID: LTMW-12
Lab Sample ID: 480-223992-7
Date Collected: 10/02/24 14:20
Matrix: Water
Date Received: 10/04/24 11:00

Prep Type	Batch Type	Batch Method	Run	Dilution Factor	Batch Number	Analyst	Lab	Prepared or Analyzed
Total/NA	Analysis	8260C		1	727264	AD	EET BUF	10/07/24 18:27
Total/NA	Prep	3510C			727179	LSC	EET BUF	10/05/24 06:33
Total/NA	Analysis	8270D		1	727273	JMM	EET BUF	10/07/24 20:10

Client Sample ID: LTMW-13
Lab Sample ID: 480-223992-8
Date Collected: 10/02/24 14:25
Matrix: Water
Date Received: 10/04/24 11:00

Prep Type	Batch Type	Batch Method	Run	Dilution Factor	Batch Number	Analyst	Lab	Prepared or Analyzed
Total/NA	Analysis	8260C		1	727264	AD	EET BUF	10/07/24 18:50
Total/NA	Prep	3510C			727179	LSC	EET BUF	10/05/24 06:33
Total/NA	Analysis	8270D		1	727273	JMM	EET BUF	10/07/24 20:38

Client Sample ID: LTMW-14
Lab Sample ID: 480-223992-9
Date Collected: 10/03/24 10:10
Matrix: Water
Date Received: 10/04/24 11:00

Prep Type	Batch Type	Batch Method	Run	Dilution Factor	Batch Number	Analyst	Lab	Prepared or Analyzed
Total/NA	Analysis	8260C		1	727264	AD	EET BUF	10/07/24 19:12
Total/NA	Prep	3510C			727179	LSC	EET BUF	10/05/24 06:33
Total/NA	Analysis	8270D		1	727273	JMM	EET BUF	10/07/24 21:05

Client Sample ID: LTMW-15
Lab Sample ID: 480-223992-10
Date Collected: 10/03/24 11:55
Matrix: Water
Date Received: 10/04/24 11:00

Prep Type	Batch Type	Batch Method	Run	Dilution Factor	Batch Number	Analyst	Lab	Prepared or Analyzed
Total/NA	Analysis	8260C		1	727264	AD	EET BUF	10/07/24 19:35
Total/NA	Prep	3510C			727179	LSC	EET BUF	10/05/24 06:33
Total/NA	Analysis	8270D		1	727273	JMM	EET BUF	10/07/24 21:33

Client Sample ID: MW-EPA-01R
Lab Sample ID: 480-223992-11
Date Collected: 10/02/24 13:35
Matrix: Water
Date Received: 10/04/24 11:00

Prep Type	Batch Type	Batch Method	Run	Dilution Factor	Batch Number	Analyst	Lab	Prepared or Analyzed
Total/NA	Analysis	8260C		1	727264	AD	EET BUF	10/07/24 19:57
Total/NA	Prep	3510C			727179	LSC	EET BUF	10/05/24 06:33
Total/NA	Analysis	8270D		1	727273	JMM	EET BUF	10/07/24 22:01

Lab Chronicle

Client Sample ID: MW-EPA-03R
Lab Sample ID: 480-223992-12
Date Collected: 10/02/24 12:55
Matrix: Water
Date Received: 10/04/24 11:00

Prep Type	Batch Type	Batch Method	Run	Dilution Factor	Batch Number	Analyst	Lab	Prepared or Analyzed
Total/NA	Analysis	8260C		1	727264	AD	EET BUF	10/07/24 20:19
Total/NA	Prep	3510C			727179	LSC	EET BUF	10/05/24 06:33
Total/NA	Analysis	8270D		1	727273	JMM	EET BUF	10/07/24 22:28

Client Sample ID: ORS
Lab Sample ID: 480-223992-13
Date Collected: 10/02/24 17:00
Matrix: Water
Date Received: 10/04/24 11:00

Prep Type	Batch Type	Batch Method	Run	Dilution Factor	Batch Number	Analyst	Lab	Prepared or Analyzed
Total/NA	Analysis	8260C		1	727264	AD	EET BUF	10/07/24 20:42
Total/NA	Prep	3510C			727179	LSC	EET BUF	10/05/24 06:33
Total/NA	Analysis	8270D		1	727273	JMM	EET BUF	10/07/24 22:56

Client Sample ID: MH-1
Lab Sample ID: 480-223992-14
Date Collected: 10/03/24 10:30
Matrix: Water
Date Received: 10/04/24 11:00

Prep Type	Batch Type	Batch Method	Run	Dilution Factor	Batch Number	Analyst	Lab	Prepared or Analyzed
Total/NA	Analysis	8260C		1	727264	AD	EET BUF	10/07/24 21:04
Total/NA	Prep	3510C			727179	LSC	EET BUF	10/05/24 06:33
Total/NA	Analysis	8270D		1	727401	JMM	EET BUF	10/08/24 14:44

Client Sample ID: Field Duplicate
Lab Sample ID: 480-223992-15
Date Collected: 10/02/24 00:00
Matrix: Water
Date Received: 10/04/24 11:00

Prep Type	Batch Type	Batch Method	Run	Dilution Factor	Batch Number	Analyst	Lab	Prepared or Analyzed
Total/NA	Analysis	8260C		1	727264	AD	EET BUF	10/07/24 21:27
Total/NA	Prep	3510C			727179	LSC	EET BUF	10/05/24 06:33
Total/NA	Analysis	8270D		1	727280	JMM	EET BUF	10/08/24 02:09

Client Sample ID: Trip Blank
Lab Sample ID: 480-223992-16
Date Collected: 10/03/24 00:00
Matrix: Water
Date Received: 10/04/24 11:00

Prep Type	Batch Type	Batch Method	Run	Dilution Factor	Batch Number	Analyst	Lab	Prepared or Analyzed
Total/NA	Analysis	8260C		1	727264	AD	EET BUF	10/07/24 21:50

Laboratory References:

EET BUF = Eurofins Buffalo, 10 Hazelwood Drive, Amherst, NY 14228-2298, TEL (716)691-2600

Accreditation/Certification Summary

Client: Groundwater & Environmental Services Inc

Job ID: 480-223992-1

Laboratory: Eurofins Buffalo

Unless otherwise noted, all analytes for this laboratory were covered under each accreditation/certification below.

Authority	Program	Identification Number	Expiration Date
New York	NELAP	10026	03-31-25

The following analytes are included in this report, but the laboratory is not certified by the governing authority. This list may include analytes for which the agency does not offer certification.

Analysis Method	Prep Method	Matrix	Analyte
8260C		Water	Total BTEX

Method Summary

Client: Groundwater & Environmental Services Inc

Job ID: 480-223992-1

Method	Method Description	Protocol	Laboratory
8260C	Volatile Organic Compounds by GC/MS	SW846	EET BUF
8270D	Semivolatile Organic Compounds (GC/MS)	SW846	EET BUF
3510C	Liquid-Liquid Extraction (Separatory Funnel)	SW846	EET BUF
5030C	Purge and Trap	SW846	EET BUF

Protocol References:

SW846 = "Test Methods For Evaluating Solid Waste, Physical/Chemical Methods", Third Edition, November 1986 And Its Updates.

Laboratory References:

EET BUF = Eurofins Buffalo, 10 Hazelwood Drive, Amherst, NY 14228-2298, TEL (716)691-2600

Sample Summary

Client: Groundwater & Environmental Services Inc
Project/Site:

Job ID: 480-223992-1

Lab Sample ID	Client Sample ID	Matrix	Collected	Received
480-223992-1	LTMW-01	Water	10/03/24 09:15	10/04/24 11:00
480-223992-2	LTMW-02	Water	10/02/24 16:40	10/04/24 11:00
480-223992-3	LTMW-03	Water	10/02/24 16:40	10/04/24 11:00
480-223992-4	LTMW-04	Water	10/03/24 09:30	10/04/24 11:00
480-223992-5	LTMW-05	Water	10/03/24 09:55	10/04/24 11:00
480-223992-6	LTMW-06A	Water	10/03/24 10:50	10/04/24 11:00
480-223992-7	LTMW-12	Water	10/02/24 14:20	10/04/24 11:00
480-223992-8	LTMW-13	Water	10/02/24 14:25	10/04/24 11:00
480-223992-9	LTMW-14	Water	10/03/24 10:10	10/04/24 11:00
480-223992-10	LTMW-15	Water	10/03/24 11:55	10/04/24 11:00
480-223992-11	MW-EPA-01R	Water	10/02/24 13:35	10/04/24 11:00
480-223992-12	MW-EPA-03R	Water	10/02/24 12:55	10/04/24 11:00
480-223992-13	ORS	Water	10/02/24 17:00	10/04/24 11:00
480-223992-14	MH-1	Water	10/03/24 10:30	10/04/24 11:00
480-223992-15	Field Duplicate	Water	10/02/24 00:00	10/04/24 11:00
480-223992-16	Trip Blank	Water	10/03/24 00:00	10/04/24 11:00

Eurofins Buffalo
10 Hazelwood Drive
Amherst, NY 14228-2298
Phone (716) 691-2600 Phone (716) 691-7991

Chain of Custody Record

Syracuse eurofins | Environment Testing

Client Information	Sampler:	Lab PM: Beninati, John	Carrier Tracking No(s): #225	COC No: 480-192880-40374.1
Client Contact: Tim Beaumont	Phone:	E-Mail: John.Beninati@et.eurofinsus.com	State of Origin:	Page: Page 1 of 2

Company: Groundwater & Environmental Services Inc	PWSID:	Analysis Requested	Job #:
Address: 6780 Northern Boulevard Suite 100	Due Date Requested:		Preservation Codes: A - HCL; B - NaOH; C - Zn Acetate; D - Nitric Acid; E - NaHSO4; F - MeOH; G - Amchlor; H - Ascorbic Acid; I - Ice; J - DI Water; K - EDTA; L - EDA; M - Hexane; N - None; O - AsNaO2; P - Na2O4S; Q - Na2SO3; R - Na2S2O3; S - H2SO4; T - TSP Dodecahydrate; U - Acetone; V - MCAA; W - pH 4-5; Y - Trizma; Z - other (specify); Other:
City: East Syracuse	TAT Requested (days): Standard		
State, Zip: NY, 13057	Compliance Project: Δ Yes Δ No		
Phone:	PO #: 0603400-128660-221-1106		
Email: tbeaumont@gesonline.com	WO #:		
Project Name: Saratoga Quarterly Main Site GW Event Desc: Saratoga Main Sit	Project #: 48027231		
Site: Saratoga Quarterly Main Site GWS	SSOW#:		

Sample Identification	Sample Date	Sample Time	Sample Type (C=Comp, G=grab)	Matrix (W=water, S=solid, O=waste/oil, BT=Tissue, A=Air)	Field Filtered Sample (Yes or No)	Perform MS/MSD (Yes or No)	8270D - PAH Semivolatiles	8260C - BTEX - 826'	Total Number of containe	Special Instructions/Note:
			Preservation Code:			X	N	A		
LTMW-01	10/3/24	09:15	G	Water			2	3	5	
LTMW-02	10/2/24	16:40	G	Water			2	3	5	
LTMW-03	10/2/24	16:40	G	Water			2	3	5	
LTMW-04	10/3/24	09:30	G	Water			2	3	5	
LTMW-04-MS	10/3/24	09:30	G	Water			2	3	5	
LTMW-04-MSD	10/3/24	09:30	G	Water			2	3	5	
LTMW-05	10/3/24	09:55	G	Water			2	3	5	
LTMW-06A	10/3/24	10:50	G	Water			2	3	5	
LTMW-12	10/2/24	14:20	G	Water			2	3	5	
LTMW-13	10/2/24	14:25	G	Water			2	3	5	
LTMW-14	10/3/24	10:10	G	Water			2	3	5	

Possible Hazard Identification
☐ Non-Hazard ☐ Flammable ☐ Skin Irritant ☐ Poison B ☐ Unknown ☐ Radiological

Sample Disposal (A fee may be assessed if samples are retained longer than 1 month)
☐ Return To Client ☐ Disposal By Lab ☐ Archive For _____ Months

Deliverable Requested: I, II, III, IV, Other (specify) CAT B DELIVERY

Special Instructions/QC Requirements:

Empty Kit Relinquished by:	Date:	Time:	Method of Shipment:

Relinquished by:	Date/Time:	Company	Received by:	Date/Time:	Company
[signature] GES	10/3/24 1520		[signature]	10.3.24 15 20	Syr
Relinquished by: [signature]	Date/Time: 10.3.24, 19	Company Syr	Received by: [signature]	Date/Time: 10/4/24 1100	Company TAB
Relinquished by:	Date/Time:	Company	Received by:	Date/Time:	Company

Custody Seals Intact: Δ Yes Δ No	Custody Seal No.:	Cooler Temperature(s) °C and Other Remarks: 2.4 IR#5C

Ver: 01/16/2019

Eurofins Buffalo
10 Hazelwood Drive
Amherst, NY 14228-2298
Phone (716) 691-2600 Phone (716) 691-7991

Chain of Custody Record

Syracuse #225 | eurofins | Environment Testing

Client Information	Sampler:	Lab PM: Beninati, John	Carrier Tracking No(s):	COC No: 480-192880-40374.2
Client Contact: Tim Beaumont	Phone:	E-Mail: John.Beninati@et.eurofinsus.com	State of Origin:	Page: Page 2 of 2
Company: Groundwater & Environmental Services Inc	PWSID:			Job #:
Address: 6780 Northern Boulevard Suite 100	Due Date Requested:			
City: East Syracuse	TAT Requested (days): Standard			
State, Zip: NY, 13057	Compliance Project: Δ Yes Δ No			
Phone:	PO #: 0603400-128660-221-1106			
Email: tbeaumont@gesonline.com	WO #:			
Project Name: Saratoga Quarterly Main Site GW Event Desc: Saratoga Main Sit	Project #: 48027231			
Site: Saratoga Quarterly Main Site GWS	SSOW#:			

Analysis Requested

Preservation Codes:
A - HCL; B - NaOH; C - Zn Acetate; D - Nitric Acid; E - NaHSO4; F - MeOH; G - Amchlor; H - Ascorbic Acid; I - Ice; J - DI Water; K - EDTA; L - EDA; M - Hexane; N - None; O - AsNaO2; P - Na2O4S; Q - Na2SO3; R - Na2S2O3; S - H2SO4; T - TSP Dodecahydrate; U - Acetone; V - MCAA; W - pH 4-5; Y - Trizma; Z - other (specify)
Other:

Sample Identification	Sample Date	Sample Time	Sample Type (C=Comp, G=grab)	Matrix (W=water, S=solid, O=waste/oil, BT=Tissue, A=Air)	Field Filtered Sample (Yes or No)	Perform MS/MSD (Yes or No)	8270D - PAH Semivolatiles	8260C - BTEX - 8260	Total Number of containers	Special Instructions/Note:
			Preservation Code:				N	A		
LTMW-15	10/3/24	11:55	G	Water			3	2	5	
MW-EPA-01R	10/2/24	13:35	G	Water			3	2	5	
MW-EPA-03R	10/2/24	12:55	G	Water			3	2	5	
ORS	10/2/24	17:00	G	Water			3	2	5	
MH-1	10/3/24	10:30	G	Water			3	2	5	
Field Duplicate	10/2/24	—	G	Water			3	2	5	
Trip Blank				Water				2	2	

10/3/24

Possible Hazard Identification
☐ Non-Hazard ☐ Flammable ☐ Skin Irritant ☐ Poison B ☐ Unknown ☐ Radiological

Sample Disposal (A fee may be assessed if samples are retained longer than 1 month)
☐ Return To Client ☐ Disposal By Lab ☐ Archive For _____ Months

Deliverable Requested: I, II, III, IV, Other (specify) **CAT B DELIVERY**

Special Instructions/QC Requirements:

Empty Kit Relinquished by: | Date: | Time: | Method of Shipment:

Relinquished by:	Date/Time:	Company	Received by:	Date/Time:	Company
GES	10/3/24 1520			10.3.24. 15 20	
Relinquished by:	Date/Time:	Company	Received by:	Date/Time:	Company
	10.3.24 1900			10/4/24 1100	TAB
Relinquished by:	Date/Time:	Company	Received by:	Date/Time:	Company

Custody Seals Intact: Δ Yes Δ No | Custody Seal No.: | Cooler Temperature(s) °C and Other Remarks:

Ver: 01/16/2019

Login Sample Receipt Checklist

Client: Groundwater & Environmental Services Inc

Job Number: 480-223992-1

Login Number: 223992
List Number: 1
Creator: Stapleton, Kaitlyn

List Source: Eurofins Buffalo

Question	Answer	Comment
Radioactivity either was not measured or, if measured, is at or below background	True	
The cooler's custody seal, if present, is intact.	True	
The cooler or samples do not appear to have been compromised or tampered with.	True	
Samples were received on ice.	True	
Cooler Temperature is acceptable.	True	
Cooler Temperature is recorded.	True	2.4 IR#SC ice
COC is present.	True	
COC is filled out in ink and legible.	True	
COC is filled out with all pertinent information.	True	
Is the Field Sampler's name present on COC?	True	
There are no discrepancies between the sample IDs on the containers and the COC.	True	
Samples are received within Holding Time (Excluding tests with immediate HTs)..	True	
Sample containers have legible labels.	True	
Containers are not broken or leaking.	True	
Sample collection date/times are provided.	True	
Appropriate sample containers are used.	True	
Sample bottles are completely filled.	True	
Sample Preservation Verified	True	
There is sufficient vol. for all requested analyses, incl. any requested MS/MSDs	True	
VOA sample vials do not have headspace or bubble is <6mm (1/4") in diameter.	True	
If necessary, staff have been informed of any short hold time or quick TAT needs	True	
Multiphasic samples are not present.	True	
Samples do not require splitting or compositing.	True	
Sampling Company provided.	True	Groundwater & Environmental Services
Samples received within 48 hours of sampling.	True	
Samples requiring field filtration have been filtered in the field.	True	
Chlorine Residual checked.	N/A	

eurofins | Environment Testing

ANALYTICAL REPORT

PREPARED FOR

Attn: Tim Beaumont
Groundwater & Environmental Services Inc
6780 Northern Boulevard
Suite 100
East Syracuse, New York 13057

Generated 10/9/2024 7:55:17 AM

JOB DESCRIPTION

Saratoga SA Former Skating Rink GWS

JOB NUMBER

480-223994-1

Eurofins Buffalo
10 Hazelwood Drive
Amherst NY 14228-2298

See page two for job notes and contact information.

myEOL

Job Notes

This report may not be reproduced except in full, and with written approval from the laboratory. The results relate only to the samples tested. For questions please contact the Project Manager at the e-mail address or telephone number listed on this page.

The test results in this report relate only to the samples as received by the laboratory and will meet all requirements of the methodology, with any exceptions noted. This report shall not be reproduced except in full, without the express written approval of the laboratory. All questions should be directed to the Eurofins Environment Testing Northeast, LLC Project Manager.

Authorization



Generated
10/9/2024 7:55:17 AM

Authorized for release by
John Beninati, Project Manager I
John.Beninati@et.eurofinsus.com
(716)504-9874

Table of Contents

Cover Page 1
Table of Contents 3
Definitions/Glossary 4
Case Narrative 5
Detection Summary 6
Client Sample Results 7
Surrogate Summary 10
QC Sample Results 11
QC Association Summary 13
Lab Chronicle 14
Certification Summary 15
Method Summary 16
Sample Summary 17
Chain of Custody 18
Receipt Checklists 19

Glossary

Abbreviation	These commonly used abbreviations may or may not be present in this report.
☼	Listed under the "D" column to designate that the result is reported on a dry weight basis
%R	Percent Recovery
CFL	Contains Free Liquid
CFU	Colony Forming Unit
CNF	Contains No Free Liquid
DER	Duplicate Error Ratio (normalized absolute difference)
Dil Fac	Dilution Factor
DL	Detection Limit (DoD/DOE)
DL, RA, RE, IN	Indicates a Dilution, Re-analysis, Re-extraction, or additional Initial metals/anion analysis of the sample
DLC	Decision Level Concentration (Radiochemistry)
EDL	Estimated Detection Limit (Dioxin)
LOD	Limit of Detection (DoD/DOE)
LOQ	Limit of Quantitation (DoD/DOE)
MCL	EPA recommended "Maximum Contaminant Level"
MDA	Minimum Detectable Activity (Radiochemistry)
MDC	Minimum Detectable Concentration (Radiochemistry)
MDL	Method Detection Limit
ML	Minimum Level (Dioxin)
MPN	Most Probable Number
MQL	Method Quantitation Limit
NC	Not Calculated
ND	Not Detected at the reporting limit (or MDL or EDL if shown)
NEG	Negative / Absent
POS	Positive / Present
PQL	Practical Quantitation Limit
PRES	Presumptive
QC	Quality Control
RER	Relative Error Ratio (Radiochemistry)
RL	Reporting Limit or Requested Limit (Radiochemistry)
RPD	Relative Percent Difference, a measure of the relative difference between two points
TEF	Toxicity Equivalent Factor (Dioxin)
TEQ	Toxicity Equivalent Quotient (Dioxin)
TNTC	Too Numerous To Count

Job ID: 480-223994-1 Eurofins Buffalo

Job Narrative
480-223994-1

Analytical test results meet all requirements of the associated regulatory program listed on the Accreditation/Certification Summary Page unless otherwise noted under the individual analysis. Data qualifiers and/or narrative comments are included to explain any exceptions, if applicable.

- Matrix QC may not be reported if insufficient sample is provided or site-specific QC samples were not submitted. In these situations, to demonstrate precision and accuracy at a batch level, a LCS/LCSD may be performed, unless otherwise specified in the method.
- Surrogate and/or isotope dilution analyte recoveries (if applicable) which are outside of the QC window are confirmed unless attributed to a dilution or otherwise noted in the narrative.

Regulated compliance samples (e.g. SDWA, NPDES) must comply with the associated agency requirements/permits.

Receipt
The samples were received on 10/4/2024 11:00 AM. Unless otherwise noted below, the samples arrived in good condition, and, where required, properly preserved and on ice. The temperature of the cooler at receipt time was 3.0°C.

GC/MS VOA
No additional analytical or quality issues were noted, other than those described above or in the Definitions/ Glossary page.

GC/MS Semi VOA
No additional analytical or quality issues were noted, other than those described above or in the Definitions/ Glossary page.

Detection Summary

Client: Groundwater & Environmental Services Inc | Job ID: 480-223994-1

Client Sample ID: LMTW-06 | Lab Sample ID: 480-223994-1

No Detections.

Client Sample ID: LMTW-07 | Lab Sample ID: 480-223994-2

No Detections.

Client Sample ID: LMTW-08 | Lab Sample ID: 480-223994-3

No Detections.

Client Sample ID: TB | Lab Sample ID: 480-223994-4

No Detections.

This Detection Summary does not include radiochemical test results.

Client Sample ID: LMTW-06
Lab Sample ID: 480-223994-1
Date Collected: 10/03/24 08:45
Matrix: Water
Date Received: 10/04/24 11:00

Method: SW846 8260C - Volatile Organic Compounds by GC/MS

Analyte	Result	Qualifier	RL	MDL	Unit	D	Prepared	Analyzed	Dil Fac
Benzene	ND		1.0	0.41	ug/L			10/07/24 20:23	1
Toluene	ND		1.0	0.51	ug/L			10/07/24 20:23	1
Ethylbenzene	ND		1.0	0.74	ug/L			10/07/24 20:23	1
m-Xylene & p-Xylene	ND		2.0	0.66	ug/L			10/07/24 20:23	1
o-Xylene	ND		1.0	0.76	ug/L			10/07/24 20:23	1
Xylenes, Total	ND		2.0	0.66	ug/L			10/07/24 20:23	1
Total BTEX	ND		2.0	1.0	ug/L			10/07/24 20:23	1

Surrogate	*%Recovery*	*Qualifier*	*Limits*	*Prepared*	*Analyzed*	*Dil Fac*
Toluene-d8 (Surr)	*98*		*80 - 120*		*10/07/24 20:23*	*1*
1,2-Dichloroethane-d4 (Surr)	*102*		*77 - 120*		*10/07/24 20:23*	*1*
4-Bromofluorobenzene (Surr)	*98*		*73 - 120*		*10/07/24 20:23*	*1*
Dibromofluoromethane (Surr)	*101*		*75 - 123*		*10/07/24 20:23*	*1*

Method: SW846 8270D - Semivolatile Organic Compounds (GC/MS)

Analyte	Result	Qualifier	RL	MDL	Unit	D	Prepared	Analyzed	Dil Fac
Acenaphthene	ND		5.0	0.41	ug/L		10/05/24 06:33	10/08/24 02:37	1
Acenaphthylene	ND		5.0	0.38	ug/L		10/05/24 06:33	10/08/24 02:37	1
Anthracene	ND		5.0	0.28	ug/L		10/05/24 06:33	10/08/24 02:37	1
Benzo[a]anthracene	ND		5.0	0.36	ug/L		10/05/24 06:33	10/08/24 02:37	1
Benzo[a]pyrene	ND		5.0	0.47	ug/L		10/05/24 06:33	10/08/24 02:37	1
Benzo[b]fluoranthene	ND		5.0	0.34	ug/L		10/05/24 06:33	10/08/24 02:37	1
Benzo[g,h,i]perylene	ND		5.0	0.35	ug/L		10/05/24 06:33	10/08/24 02:37	1
Benzo[k]fluoranthene	ND		5.0	0.73	ug/L		10/05/24 06:33	10/08/24 02:37	1
Chrysene	ND		5.0	0.33	ug/L		10/05/24 06:33	10/08/24 02:37	1
Dibenz(a,h)anthracene	ND		5.0	0.42	ug/L		10/05/24 06:33	10/08/24 02:37	1
Fluoranthene	ND		5.0	0.40	ug/L		10/05/24 06:33	10/08/24 02:37	1
Fluorene	ND		5.0	0.36	ug/L		10/05/24 06:33	10/08/24 02:37	1
Indeno[1,2,3-cd]pyrene	ND		5.0	0.47	ug/L		10/05/24 06:33	10/08/24 02:37	1
Naphthalene	ND		5.0	0.76	ug/L		10/05/24 06:33	10/08/24 02:37	1
Phenanthrene	ND		5.0	0.44	ug/L		10/05/24 06:33	10/08/24 02:37	1
Pyrene	ND		5.0	0.34	ug/L		10/05/24 06:33	10/08/24 02:37	1

Surrogate	*%Recovery*	*Qualifier*	*Limits*	*Prepared*	*Analyzed*	*Dil Fac*
2-Fluorobiphenyl (Surr)	*69*		*53 - 126*	*10/05/24 06:33*	*10/08/24 02:37*	*1*
Nitrobenzene-d5 (Surr)	*54*		*29 - 129*	*10/05/24 06:33*	*10/08/24 02:37*	*1*
p-Terphenyl-d14 (Surr)	*64*		*33 - 132*	*10/05/24 06:33*	*10/08/24 02:37*	*1*

Client Sample ID: LMTW-07
Lab Sample ID: 480-223994-2
Date Collected: 10/02/24 15:35
Matrix: Water
Date Received: 10/04/24 11:00

Method: SW846 8260C - Volatile Organic Compounds by GC/MS

Analyte	Result	Qualifier	RL	MDL	Unit	D	Prepared	Analyzed	Dil Fac
Benzene	ND		1.0	0.41	ug/L			10/07/24 20:45	1
Toluene	ND		1.0	0.51	ug/L			10/07/24 20:45	1
Ethylbenzene	ND		1.0	0.74	ug/L			10/07/24 20:45	1
m-Xylene & p-Xylene	ND		2.0	0.66	ug/L			10/07/24 20:45	1
o-Xylene	ND		1.0	0.76	ug/L			10/07/24 20:45	1
Xylenes, Total	ND		2.0	0.66	ug/L			10/07/24 20:45	1
Total BTEX	ND		2.0	1.0	ug/L			10/07/24 20:45	1

Client Sample ID: LMTW-07
Lab Sample ID: 480-223994-2
Date Collected: 10/02/24 15:35
Matrix: Water
Date Received: 10/04/24 11:00

Surrogate	%Recovery	Qualifier	Limits	Prepared	Analyzed	Dil Fac
Toluene-d8 (Surr)	*95*		*80 - 120*		*10/07/24 20:45*	*1*
1,2-Dichloroethane-d4 (Surr)	*103*		*77 - 120*		*10/07/24 20:45*	*1*
4-Bromofluorobenzene (Surr)	*96*		*73 - 120*		*10/07/24 20:45*	*1*
Dibromofluoromethane (Surr)	*102*		*75 - 123*		*10/07/24 20:45*	*1*

Method: SW846 8270D - Semivolatile Organic Compounds (GC/MS)

Analyte	Result	Qualifier	RL	MDL	Unit	D	Prepared	Analyzed	Dil Fac
Acenaphthene	ND		5.0	0.41	ug/L		10/05/24 06:33	10/08/24 03:04	1
Acenaphthylene	ND		5.0	0.38	ug/L		10/05/24 06:33	10/08/24 03:04	1
Anthracene	ND		5.0	0.28	ug/L		10/05/24 06:33	10/08/24 03:04	1
Benzo[a]anthracene	ND		5.0	0.36	ug/L		10/05/24 06:33	10/08/24 03:04	1
Benzo[a]pyrene	ND		5.0	0.47	ug/L		10/05/24 06:33	10/08/24 03:04	1
Benzo[b]fluoranthene	ND		5.0	0.34	ug/L		10/05/24 06:33	10/08/24 03:04	1
Benzo[g,h,i]perylene	ND		5.0	0.35	ug/L		10/05/24 06:33	10/08/24 03:04	1
Benzo[k]fluoranthene	ND		5.0	0.73	ug/L		10/05/24 06:33	10/08/24 03:04	1
Chrysene	ND		5.0	0.33	ug/L		10/05/24 06:33	10/08/24 03:04	1
Dibenz(a,h)anthracene	ND		5.0	0.42	ug/L		10/05/24 06:33	10/08/24 03:04	1
Fluoranthene	ND		5.0	0.40	ug/L		10/05/24 06:33	10/08/24 03:04	1
Fluorene	ND		5.0	0.36	ug/L		10/05/24 06:33	10/08/24 03:04	1
Indeno[1,2,3-cd]pyrene	ND		5.0	0.47	ug/L		10/05/24 06:33	10/08/24 03:04	1
Naphthalene	ND		5.0	0.76	ug/L		10/05/24 06:33	10/08/24 03:04	1
Phenanthrene	ND		5.0	0.44	ug/L		10/05/24 06:33	10/08/24 03:04	1
Pyrene	ND		5.0	0.34	ug/L		10/05/24 06:33	10/08/24 03:04	1

Surrogate	%Recovery	Qualifier	Limits	Prepared	Analyzed	Dil Fac
2-Fluorobiphenyl (Surr)	*81*		*53 - 126*	*10/05/24 06:33*	*10/08/24 03:04*	*1*
Nitrobenzene-d5 (Surr)	*63*		*29 - 129*	*10/05/24 06:33*	*10/08/24 03:04*	*1*
p-Terphenyl-d14 (Surr)	*73*		*33 - 132*	*10/05/24 06:33*	*10/08/24 03:04*	*1*

Client Sample ID: LMTW-08
Lab Sample ID: 480-223994-3
Date Collected: 10/02/24 15:25
Matrix: Water
Date Received: 10/04/24 11:00

Method: SW846 8260C - Volatile Organic Compounds by GC/MS

Analyte	Result	Qualifier	RL	MDL	Unit	D	Prepared	Analyzed	Dil Fac
Benzene	ND		1.0	0.41	ug/L			10/07/24 21:08	1
Toluene	ND		1.0	0.51	ug/L			10/07/24 21:08	1
Ethylbenzene	ND		1.0	0.74	ug/L			10/07/24 21:08	1
m-Xylene & p-Xylene	ND		2.0	0.66	ug/L			10/07/24 21:08	1
o-Xylene	ND		1.0	0.76	ug/L			10/07/24 21:08	1
Xylenes, Total	ND		2.0	0.66	ug/L			10/07/24 21:08	1
Total BTEX	ND		2.0	1.0	ug/L			10/07/24 21:08	1

Surrogate	%Recovery	Qualifier	Limits	Prepared	Analyzed	Dil Fac
Toluene-d8 (Surr)	*100*		*80 - 120*		*10/07/24 21:08*	*1*
1,2-Dichloroethane-d4 (Surr)	*102*		*77 - 120*		*10/07/24 21:08*	*1*
4-Bromofluorobenzene (Surr)	*96*		*73 - 120*		*10/07/24 21:08*	*1*
Dibromofluoromethane (Surr)	*104*		*75 - 123*		*10/07/24 21:08*	*1*

Method: SW846 8270D - Semivolatile Organic Compounds (GC/MS)

Analyte	Result	Qualifier	RL	MDL	Unit	D	Prepared	Analyzed	Dil Fac
Acenaphthene	ND		5.0	0.41	ug/L		10/05/24 06:33	10/08/24 03:31	1

Client Sample ID: LMTW-08
Lab Sample ID: 480-223994-3
Date Collected: 10/02/24 15:25
Matrix: Water
Date Received: 10/04/24 11:00

Method: SW846 8270D - Semivolatile Organic Compounds (GC/MS) (Continued)

Analyte	Result	Qualifier	RL	MDL	Unit	D	Prepared	Analyzed	Dil Fac
Acenaphthylene	ND		5.0	0.38	ug/L		10/05/24 06:33	10/08/24 03:31	1
Anthracene	ND		5.0	0.28	ug/L		10/05/24 06:33	10/08/24 03:31	1
Benzo[a]anthracene	ND		5.0	0.36	ug/L		10/05/24 06:33	10/08/24 03:31	1
Benzo[a]pyrene	ND		5.0	0.47	ug/L		10/05/24 06:33	10/08/24 03:31	1
Benzo[b]fluoranthene	ND		5.0	0.34	ug/L		10/05/24 06:33	10/08/24 03:31	1
Benzo[g,h,i]perylene	ND		5.0	0.35	ug/L		10/05/24 06:33	10/08/24 03:31	1
Benzo[k]fluoranthene	ND		5.0	0.73	ug/L		10/05/24 06:33	10/08/24 03:31	1
Chrysene	ND		5.0	0.33	ug/L		10/05/24 06:33	10/08/24 03:31	1
Dibenz(a,h)anthracene	ND		5.0	0.42	ug/L		10/05/24 06:33	10/08/24 03:31	1
Fluoranthene	ND		5.0	0.40	ug/L		10/05/24 06:33	10/08/24 03:31	1
Fluorene	ND		5.0	0.36	ug/L		10/05/24 06:33	10/08/24 03:31	1
Indeno[1,2,3-cd]pyrene	ND		5.0	0.47	ug/L		10/05/24 06:33	10/08/24 03:31	1
Naphthalene	ND		5.0	0.76	ug/L		10/05/24 06:33	10/08/24 03:31	1
Phenanthrene	ND		5.0	0.44	ug/L		10/05/24 06:33	10/08/24 03:31	1
Pyrene	ND		5.0	0.34	ug/L		10/05/24 06:33	10/08/24 03:31	1

Surrogate	*%Recovery*	*Qualifier*	*Limits*	*Prepared*	*Analyzed*	*Dil Fac*
2-Fluorobiphenyl (Surr)	*72*		*53 - 126*	*10/05/24 06:33*	*10/08/24 03:31*	*1*
Nitrobenzene-d5 (Surr)	*57*		*29 - 129*	*10/05/24 06:33*	*10/08/24 03:31*	*1*
p-Terphenyl-d14 (Surr)	*71*		*33 - 132*	*10/05/24 06:33*	*10/08/24 03:31*	*1*

Client Sample ID: TB
Lab Sample ID: 480-223994-4
Date Collected: 10/03/24 00:00
Matrix: Water
Date Received: 10/04/24 11:00

Method: SW846 8260C - Volatile Organic Compounds by GC/MS

Analyte	Result	Qualifier	RL	MDL	Unit	D	Prepared	Analyzed	Dil Fac
Benzene	ND		1.0	0.41	ug/L			10/07/24 21:30	1
Toluene	ND		1.0	0.51	ug/L			10/07/24 21:30	1
Ethylbenzene	ND		1.0	0.74	ug/L			10/07/24 21:30	1
m-Xylene & p-Xylene	ND		2.0	0.66	ug/L			10/07/24 21:30	1
o-Xylene	ND		1.0	0.76	ug/L			10/07/24 21:30	1
Xylenes, Total	ND		2.0	0.66	ug/L			10/07/24 21:30	1
Total BTEX	ND		2.0	1.0	ug/L			10/07/24 21:30	1

Surrogate	*%Recovery*	*Qualifier*	*Limits*	*Prepared*	*Analyzed*	*Dil Fac*
Toluene-d8 (Surr)	*96*		*80 - 120*		*10/07/24 21:30*	*1*
1,2-Dichloroethane-d4 (Surr)	*101*		*77 - 120*		*10/07/24 21:30*	*1*
4-Bromofluorobenzene (Surr)	*97*		*73 - 120*		*10/07/24 21:30*	*1*
Dibromofluoromethane (Surr)	*101*		*75 - 123*		*10/07/24 21:30*	*1*

Surrogate Summary

Client: Groundwater & Environmental Services Inc | Job ID: 480-223994-1

Method: 8260C - Volatile Organic Compounds by GC/MS

Matrix: Water | **Prep Type: Total/NA**

		Percent Surrogate Recovery (Acceptance Limits)			
		TOL	DCA	BFB	DBFM
Lab Sample ID	Client Sample ID	(80-120)	(77-120)	(73-120)	(75-123)
480-223994-1	LMTW-06	98	102	98	101
480-223994-2	LMTW-07	95	103	96	102
480-223994-3	LMTW-08	100	102	96	104
480-223994-4	TB	96	101	97	101
LCS 480-727261/6	Lab Control Sample	100	99	94	97
LCSD 480-727261/28	Lab Control Sample Dup	99	99	94	99
MB 480-727261/8	Method Blank	100	100	98	100

Surrogate Legend

TOL = Toluene-d8 (Surr)
DCA = 1,2-Dichloroethane-d4 (Surr)
BFB = 4-Bromofluorobenzene (Surr)
DBFM = Dibromofluoromethane (Surr)

Method: 8270D - Semivolatile Organic Compounds (GC/MS)

Matrix: Water | **Prep Type: Total/NA**

		Percent Surrogate Recovery (Acceptance Limits)		
		FBP	NBZ	TPHd14
Lab Sample ID	Client Sample ID	(53-126)	(29-129)	(33-132)
480-223994-1	LMTW-06	69	54	64
480-223994-2	LMTW-07	81	63	73
480-223994-3	LMTW-08	72	57	71
LCS 480-727179/2-A	Lab Control Sample	89	83	95
MB 480-727179/1-A	Method Blank	84	70	95

Surrogate Legend

FBP = 2-Fluorobiphenyl (Surr)
NBZ = Nitrobenzene-d5 (Surr)
TPHd14 = p-Terphenyl-d14 (Surr)

Method: 8260C - Volatile Organic Compounds by GC/MS

Lab Sample ID: MB 480-727261/8
Matrix: Water
Analysis Batch: 727261

Client Sample ID: Method Blank
Prep Type: Total/NA

Analyte	MB Result	MB Qualifier	RL	MDL	Unit	D	Prepared	Analyzed	Dil Fac
Benzene	ND		1.0	0.41	ug/L			10/07/24 14:15	1
Toluene	ND		1.0	0.51	ug/L			10/07/24 14:15	1
Ethylbenzene	ND		1.0	0.74	ug/L			10/07/24 14:15	1
m-Xylene & p-Xylene	ND		2.0	0.66	ug/L			10/07/24 14:15	1
o-Xylene	ND		1.0	0.76	ug/L			10/07/24 14:15	1
Xylenes, Total	ND		2.0	0.66	ug/L			10/07/24 14:15	1
Total BTEX	ND		2.0	1.0	ug/L			10/07/24 14:15	1

Surrogate	*MB %Recovery*	*MB Qualifier*	*Limits*	*Prepared*	*Analyzed*	*Dil Fac*
Toluene-d8 (Surr)	*100*		*80 - 120*		*10/07/24 14:15*	*1*
1,2-Dichloroethane-d4 (Surr)	*100*		*77 - 120*		*10/07/24 14:15*	*1*
4-Bromofluorobenzene (Surr)	*98*		*73 - 120*		*10/07/24 14:15*	*1*
Dibromofluoromethane (Surr)	*100*		*75 - 123*		*10/07/24 14:15*	*1*

Lab Sample ID: LCS 480-727261/6
Matrix: Water
Analysis Batch: 727261

Client Sample ID: Lab Control Sample
Prep Type: Total/NA

Analyte			Spike Added	LCS Result	LCS Qualifier	Unit	D	%Rec	%Rec Limits		
Benzene			25.0	26.2		ug/L		105	71 - 124		
Toluene			25.0	26.3		ug/L		105	80 - 122		
Ethylbenzene			25.0	26.5		ug/L		106	77 - 123		
m-Xylene & p-Xylene			25.0	26.0		ug/L		104	76 - 122		
o-Xylene			25.0	26.9		ug/L		108	76 - 122		

Surrogate	*LCS %Recovery*	*LCS Qualifier*	*Limits*
Toluene-d8 (Surr)	*100*		*80 - 120*
1,2-Dichloroethane-d4 (Surr)	*99*		*77 - 120*
4-Bromofluorobenzene (Surr)	*94*		*73 - 120*
Dibromofluoromethane (Surr)	*97*		*75 - 123*

Lab Sample ID: LCSD 480-727261/28
Matrix: Water
Analysis Batch: 727261

Client Sample ID: Lab Control Sample Dup
Prep Type: Total/NA

Analyte			Spike Added	LCSD Result	LCSD Qualifier	Unit	D	%Rec	%Rec Limits	RPD	RPD Limit
Benzene			25.0	25.1		ug/L		100	71 - 124	4	13
Toluene			25.0	24.2		ug/L		97	80 - 122	8	15
Ethylbenzene			25.0	24.9		ug/L		100	77 - 123	6	15
m-Xylene & p-Xylene			25.0	25.0		ug/L		100	76 - 122	4	16
o-Xylene			25.0	25.5		ug/L		102	76 - 122	6	16

Surrogate	*LCSD %Recovery*	*LCSD Qualifier*	*Limits*
Toluene-d8 (Surr)	*99*		*80 - 120*
1,2-Dichloroethane-d4 (Surr)	*99*		*77 - 120*
4-Bromofluorobenzene (Surr)	*94*		*73 - 120*
Dibromofluoromethane (Surr)	*99*		*75 - 123*

Method: 8270D - Semivolatile Organic Compounds (GC/MS)

Lab Sample ID: MB 480-727179/1-A **Client Sample ID: Method Blank**
Matrix: Water **Prep Type: Total/NA**
Analysis Batch: 727273 **Prep Batch: 727179**

Analyte	MB Result	MB Qualifier	RL	MDL	Unit	D	Prepared	Analyzed	Dil Fac
Acenaphthene	ND		5.0	0.41	ug/L		10/05/24 06:33	10/07/24 14:36	1
Acenaphthylene	ND		5.0	0.38	ug/L		10/05/24 06:33	10/07/24 14:36	1
Anthracene	ND		5.0	0.28	ug/L		10/05/24 06:33	10/07/24 14:36	1
Benzo[a]anthracene	ND		5.0	0.36	ug/L		10/05/24 06:33	10/07/24 14:36	1
Benzo[a]pyrene	ND		5.0	0.47	ug/L		10/05/24 06:33	10/07/24 14:36	1
Benzo[b]fluoranthene	ND		5.0	0.34	ug/L		10/05/24 06:33	10/07/24 14:36	1
Benzo[g,h,i]perylene	ND		5.0	0.35	ug/L		10/05/24 06:33	10/07/24 14:36	1
Benzo[k]fluoranthene	ND		5.0	0.73	ug/L		10/05/24 06:33	10/07/24 14:36	1
Chrysene	ND		5.0	0.33	ug/L		10/05/24 06:33	10/07/24 14:36	1
Dibenz(a,h)anthracene	ND		5.0	0.42	ug/L		10/05/24 06:33	10/07/24 14:36	1
Fluoranthene	ND		5.0	0.40	ug/L		10/05/24 06:33	10/07/24 14:36	1
Fluorene	ND		5.0	0.36	ug/L		10/05/24 06:33	10/07/24 14:36	1
Indeno[1,2,3-cd]pyrene	ND		5.0	0.47	ug/L		10/05/24 06:33	10/07/24 14:36	1
Naphthalene	ND		5.0	0.76	ug/L		10/05/24 06:33	10/07/24 14:36	1
Phenanthrene	ND		5.0	0.44	ug/L		10/05/24 06:33	10/07/24 14:36	1
Pyrene	ND		5.0	0.34	ug/L		10/05/24 06:33	10/07/24 14:36	1

Surrogate	*MB %Recovery*	*MB Qualifier*	*Limits*	*Prepared*	*Analyzed*	*Dil Fac*
2-Fluorobiphenyl (Surr)	*84*		*53 - 126*	*10/05/24 06:33*	*10/07/24 14:36*	*1*
Nitrobenzene-d5 (Surr)	*70*		*29 - 129*	*10/05/24 06:33*	*10/07/24 14:36*	*1*
p-Terphenyl-d14 (Surr)	*95*		*33 - 132*	*10/05/24 06:33*	*10/07/24 14:36*	*1*

Lab Sample ID: LCS 480-727179/2-A **Client Sample ID: Lab Control Sample**
Matrix: Water **Prep Type: Total/NA**
Analysis Batch: 727273 **Prep Batch: 727179**

Analyte	Spike Added	LCS Result	LCS Qualifier	Unit	D	%Rec	%Rec Limits
Acenaphthene	32.0	28.0		ug/L		88	60 - 120
Acenaphthylene	32.0	30.1		ug/L		94	63 - 120
Anthracene	32.0	33.6		ug/L		105	67 - 120
Benzo[a]anthracene	32.0	35.3		ug/L		110	70 - 121
Benzo[a]pyrene	32.0	34.1		ug/L		107	60 - 123
Benzo[b]fluoranthene	32.0	32.7		ug/L		102	66 - 126
Benzo[g,h,i]perylene	32.0	33.0		ug/L		103	66 - 150
Benzo[k]fluoranthene	32.0	34.6		ug/L		108	65 - 124
Chrysene	32.0	34.0		ug/L		106	69 - 120
Dibenz(a,h)anthracene	32.0	34.1		ug/L		107	65 - 135
Fluoranthene	32.0	38.5		ug/L		120	69 - 126
Fluorene	32.0	30.9		ug/L		97	66 - 120
Indeno[1,2,3-cd]pyrene	32.0	33.5		ug/L		105	69 - 146
Naphthalene	32.0	28.3		ug/L		88	57 - 120
Phenanthrene	32.0	32.2		ug/L		101	68 - 120
Pyrene	32.0	35.0		ug/L		109	70 - 125

Surrogate	*LCS %Recovery*	*LCS Qualifier*	*Limits*
2-Fluorobiphenyl (Surr)	*89*		*53 - 126*
Nitrobenzene-d5 (Surr)	*83*		*29 - 129*
p-Terphenyl-d14 (Surr)	*95*		*33 - 132*

GC/MS VOA

Analysis Batch: 727261

Lab Sample ID	Client Sample ID	Prep Type	Matrix	Method	Prep Batch
480-223994-1	LMTW-06	Total/NA	Water	8260C	
480-223994-2	LMTW-07	Total/NA	Water	8260C	
480-223994-3	LMTW-08	Total/NA	Water	8260C	
480-223994-4	TB	Total/NA	Water	8260C	
MB 480-727261/8	Method Blank	Total/NA	Water	8260C	
LCS 480-727261/6	Lab Control Sample	Total/NA	Water	8260C	
LCSD 480-727261/28	Lab Control Sample Dup	Total/NA	Water	8260C	

GC/MS Semi VOA

Prep Batch: 727179

Lab Sample ID	Client Sample ID	Prep Type	Matrix	Method	Prep Batch
480-223994-1	LMTW-06	Total/NA	Water	3510C	
480-223994-2	LMTW-07	Total/NA	Water	3510C	
480-223994-3	LMTW-08	Total/NA	Water	3510C	
MB 480-727179/1-A	Method Blank	Total/NA	Water	3510C	
LCS 480-727179/2-A	Lab Control Sample	Total/NA	Water	3510C	

Analysis Batch: 727273

Lab Sample ID	Client Sample ID	Prep Type	Matrix	Method	Prep Batch
MB 480-727179/1-A	Method Blank	Total/NA	Water	8270D	727179
LCS 480-727179/2-A	Lab Control Sample	Total/NA	Water	8270D	727179

Analysis Batch: 727280

Lab Sample ID	Client Sample ID	Prep Type	Matrix	Method	Prep Batch
480-223994-1	LMTW-06	Total/NA	Water	8270D	727179
480-223994-2	LMTW-07	Total/NA	Water	8270D	727179
480-223994-3	LMTW-08	Total/NA	Water	8270D	727179

Lab Chronicle

Client Sample ID: LMTW-06
Lab Sample ID: 480-223994-1
Date Collected: 10/03/24 08:45
Matrix: Water
Date Received: 10/04/24 11:00

Prep Type	Batch Type	Batch Method	Run	Dilution Factor	Batch Number	Analyst	Lab	Prepared or Analyzed
Total/NA	Analysis	8260C		1	727261	AXK	EET BUF	10/07/24 20:23
Total/NA	Prep	3510C			727179	LSC	EET BUF	10/05/24 06:33
Total/NA	Analysis	8270D		1	727280	JMM	EET BUF	10/08/24 02:37

Client Sample ID: LMTW-07
Lab Sample ID: 480-223994-2
Date Collected: 10/02/24 15:35
Matrix: Water
Date Received: 10/04/24 11:00

Prep Type	Batch Type	Batch Method	Run	Dilution Factor	Batch Number	Analyst	Lab	Prepared or Analyzed
Total/NA	Analysis	8260C		1	727261	AXK	EET BUF	10/07/24 20:45
Total/NA	Prep	3510C			727179	LSC	EET BUF	10/05/24 06:33
Total/NA	Analysis	8270D		1	727280	JMM	EET BUF	10/08/24 03:04

Client Sample ID: LMTW-08
Lab Sample ID: 480-223994-3
Date Collected: 10/02/24 15:25
Matrix: Water
Date Received: 10/04/24 11:00

Prep Type	Batch Type	Batch Method	Run	Dilution Factor	Batch Number	Analyst	Lab	Prepared or Analyzed
Total/NA	Analysis	8260C		1	727261	AXK	EET BUF	10/07/24 21:08
Total/NA	Prep	3510C			727179	LSC	EET BUF	10/05/24 06:33
Total/NA	Analysis	8270D		1	727280	JMM	EET BUF	10/08/24 03:31

Client Sample ID: TB
Lab Sample ID: 480-223994-4
Date Collected: 10/03/24 00:00
Matrix: Water
Date Received: 10/04/24 11:00

Prep Type	Batch Type	Batch Method	Run	Dilution Factor	Batch Number	Analyst	Lab	Prepared or Analyzed
Total/NA	Analysis	8260C		1	727261	AXK	EET BUF	10/07/24 21:30

Laboratory References:

EET BUF = Eurofins Buffalo, 10 Hazelwood Drive, Amherst, NY 14228-2298, TEL (716)691-2600

Accreditation/Certification Summary

Client: Groundwater & Environmental Services Inc

Job ID: 480-223994-1

Laboratory: Eurofins Buffalo

Unless otherwise noted, all analytes for this laboratory were covered under each accreditation/certification below.

Authority	Program	Identification Number	Expiration Date
New York	NELAP	10026	03-31-25

The following analytes are included in this report, but the laboratory is not certified by the governing authority. This list may include analytes for which the agency does not offer certification.

Analysis Method	Prep Method	Matrix	Analyte
8260C		Water	Total BTEX

Method Summary

Client: Groundwater & Environmental Services Inc

Job ID: 480-223994-1

Method	Method Description	Protocol	Laboratory
8260C	Volatile Organic Compounds by GC/MS	SW846	EET BUF
8270D	Semivolatile Organic Compounds (GC/MS)	SW846	EET BUF
3510C	Liquid-Liquid Extraction (Separatory Funnel)	SW846	EET BUF
5030C	Purge and Trap	SW846	EET BUF

Protocol References:

SW846 = "Test Methods For Evaluating Solid Waste, Physical/Chemical Methods", Third Edition, November 1986 And Its Updates.

Laboratory References:

EET BUF = Eurofins Buffalo, 10 Hazelwood Drive, Amherst, NY 14228-2298, TEL (716)691-2600

Sample Summary

Client: Groundwater & Environmental Services Inc
Job ID: 480-223994-1
Project/Site:

Lab Sample ID	Client Sample ID	Matrix	Collected	Received
480-223994-1	LMTW-06	Water	10/03/24 08:45	10/04/24 11:00
480-223994-2	LMTW-07	Water	10/02/24 15:35	10/04/24 11:00
480-223994-3	LMTW-08	Water	10/02/24 15:25	10/04/24 11:00
480-223994-4	TB	Water	10/03/24 00:00	10/04/24 11:00

Eurofins Buffalo
10 Hazelwood Drive
Amherst, NY 14228-2298
Phone (716) 691-2600 Phone (716) 691-7991

Chain of Custody Record

Syracuse | eurofins | Environment Testing

#225

Client Information	Sampler:	Lab PM: Beninati, John	Carrier Tracking No(s):	COC No: 480-192889-40375.1
Client Contact: Tim Beaumont	Phone:	E-Mail: John.Beninati@et.eurofinsus.com	State of Origin:	Page: Page 1 of 1
Company: Groundwater & Environmental Services Inc	PWSID:			Job #:
Address: 6780 Northern Boulevard Suite 100	Due Date Requested:			
City: East Syracuse	TAT Requested (days): Standard			
State, Zip: NY, 13057	Compliance Project: Δ Yes Δ No			
Phone:	PO #: 0603400-128660-221-1106			
Email: tbeaumont@gesonline.com	WO #:			
Project Name: Saratoga SA Former Skating Rink GW Event Desc: Saratoga SA	Project #: 48027231			
Site: Saratoga Former Skating Rink GWS	SSOW#:			

Analysis Requested

Preservation Codes:
A - HCL, B - NaOH, C - Zn Acetate, D - Nitric Acid, E - NaHSO4, F - MeOH, G - Amchlor, H - Ascorbic Acid, I - Ice, J - DI Water, K - EDTA, L - EDA, M - Hexane, N - None, O - AsNaO2, P - Na2O4S, Q - Na2SO3, R - Na2S2O3, S - H2SO4, T - TSP Dodecahydrate, U - Acetone, V - MCAA, W - pH 4-5, Y - Trizma, Z - other (specify)
Other:

Sample Identification	Sample Date	Sample Time	Sample Type (C=Comp, G=grab)	Matrix (W=water, S=solid, O=waste/oil, BT=Tissue, A=Air)	Field Filtered Sample (Yes or No)	Perform MS/MSD (Yes or No)	8270D - PAH Semivolatiles	8260C - BTEX - 8260	Total Number of containers	Special Instructions/Note:
			Preservation Code:				N	A		
LMTW-06	10/3/24	08:45	G	Water			2	3	5	
LMTW-07	10/2/24	15:35	G	Water			2	3	5	
LMTW-08	10/2/24	15:25	G	Water			2	3	5	
									5	
									5	

Rec 10.3.24

480-223994 Chain of Custody

Possible Hazard Identification	Sample Disposal (A fee may be assessed if samples are retained longer than 1 month)
☐ Non-Hazard ☐ Flammable ☐ Skin Irritant ☐ Poison B ☐ Unknown ☐ Radiological	☐ Return To Client ☐ Disposal By Lab ☐ Archive For _____ Months
Deliverable Requested: I, II, III, IV, Other (specify) CAT B DELIVERY	Special Instructions/QC Requirements:

Empty Kit Relinquished by:	Date:	Time:	Method of Shipment:

Relinquished by:	Date/Time:	Company	Received by:	Date/Time:	Company
GES	10/3/24 1520			10.3.24 1520	
Relinquished by:	Date/Time:	Company	Received by:	Date/Time:	Company
	10.3.24 1945			10/4/24 1100	TAB
Relinquished by:	Date/Time:	Company	Received by:	Date/Time:	Company

Custody Seals Intact: Δ Yes Δ No	Custody Seal No.:	Cooler Temperature(s) °C and Other Remarks: 3.0 IR #5c

Ver: 01/16/2019

Login Sample Receipt Checklist

Client: Groundwater & Environmental Services Inc

Job Number: 480-223994-1

Login Number: 223994
List Number: 1
Creator: Stapleton, Kaitlyn

List Source: Eurofins Buffalo

Question	Answer	Comment
Radioactivity either was not measured or, if measured, is at or below background	True	
The cooler's custody seal, if present, is intact.	True	
The cooler or samples do not appear to have been compromised or tampered with.	True	
Samples were received on ice.	True	
Cooler Temperature is acceptable.	True	
Cooler Temperature is recorded.	True	3.0 IR#SC ice
COC is present.	True	
COC is filled out in ink and legible.	True	
COC is filled out with all pertinent information.	True	
Is the Field Sampler's name present on COC?	True	
There are no discrepancies between the sample IDs on the containers and the COC.	True	
Samples are received within Holding Time (Excluding tests with immediate HTs)..	True	
Sample containers have legible labels.	True	
Containers are not broken or leaking.	True	
Sample collection date/times are provided.	True	
Appropriate sample containers are used.	True	
Sample bottles are completely filled.	True	
Sample Preservation Verified	True	
There is sufficient vol. for all requested analyses, incl. any requested MS/MSDs	True	
VOA sample vials do not have headspace or bubble is <6mm (1/4") in diameter.	True	
If necessary, staff have been informed of any short hold time or quick TAT needs	True	
Multiphasic samples are not present.	True	
Samples do not require splitting or compositing.	True	
Sampling Company provided.	True	Groundwater & Environmental Services
Samples received within 48 hours of sampling.	True	
Samples requiring field filtration have been filtered in the field.	True	
Chlorine Residual checked.	N/A	

Appendix F – BTEX and Total PAHs Trend Graphs

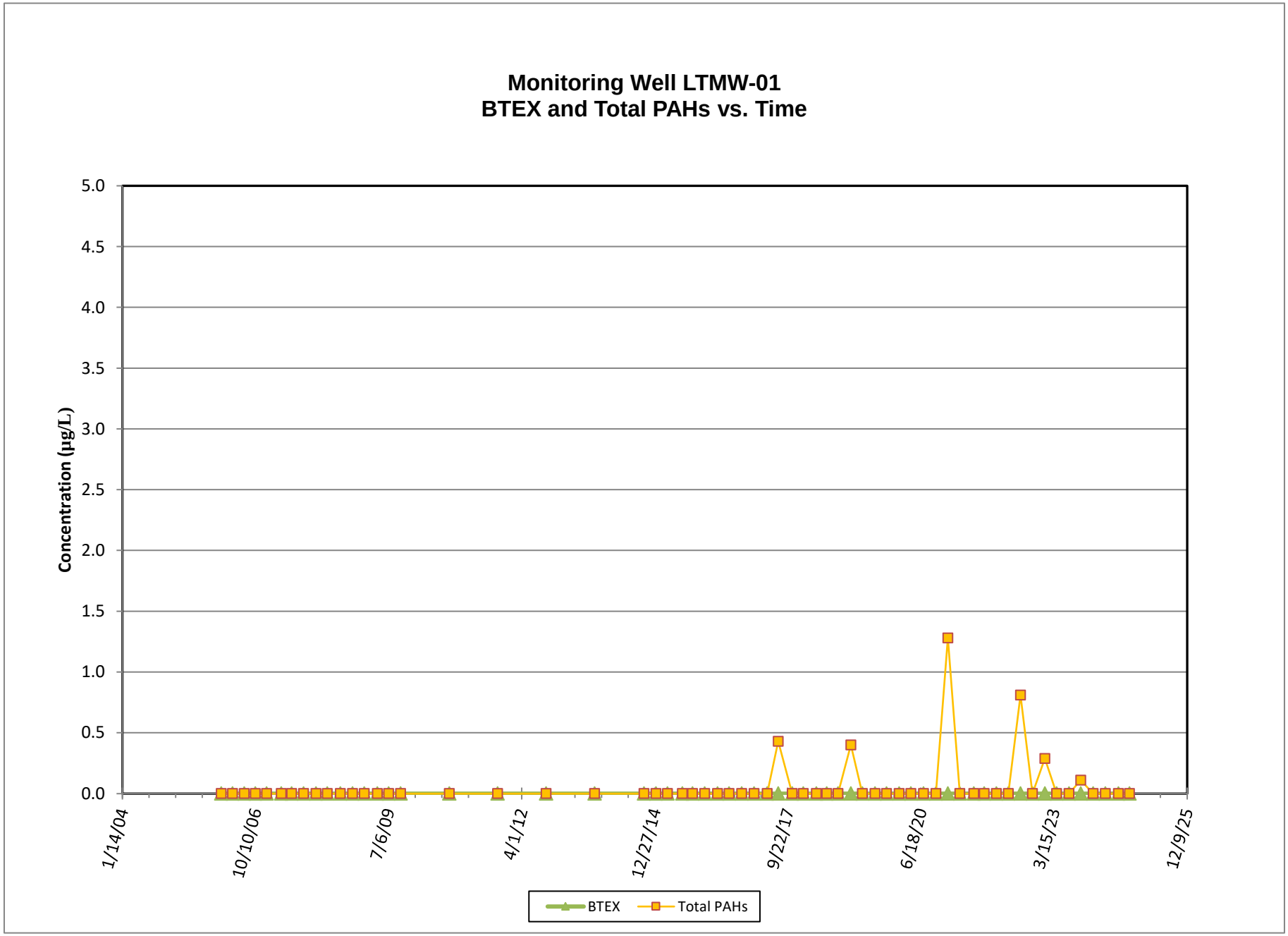
Monitoring Well LTMW-01
BTEX and Total PAHs vs. Time
Concentration (µg/L)
5.0
4.5
4.0
3.5
3.0
2.5
2.0
1.5
1.0
0.5
0.0
1/14/04
10/10/06
7/6/09
4/1/12
12/27/14
9/22/17
6/18/20
3/15/23
12/9/25
BTEX
Total PAHs

National Grid Saratoga Excelsior Former MGP Site
43 Excelsior Avenue, Saratoga Springs, New York 12866

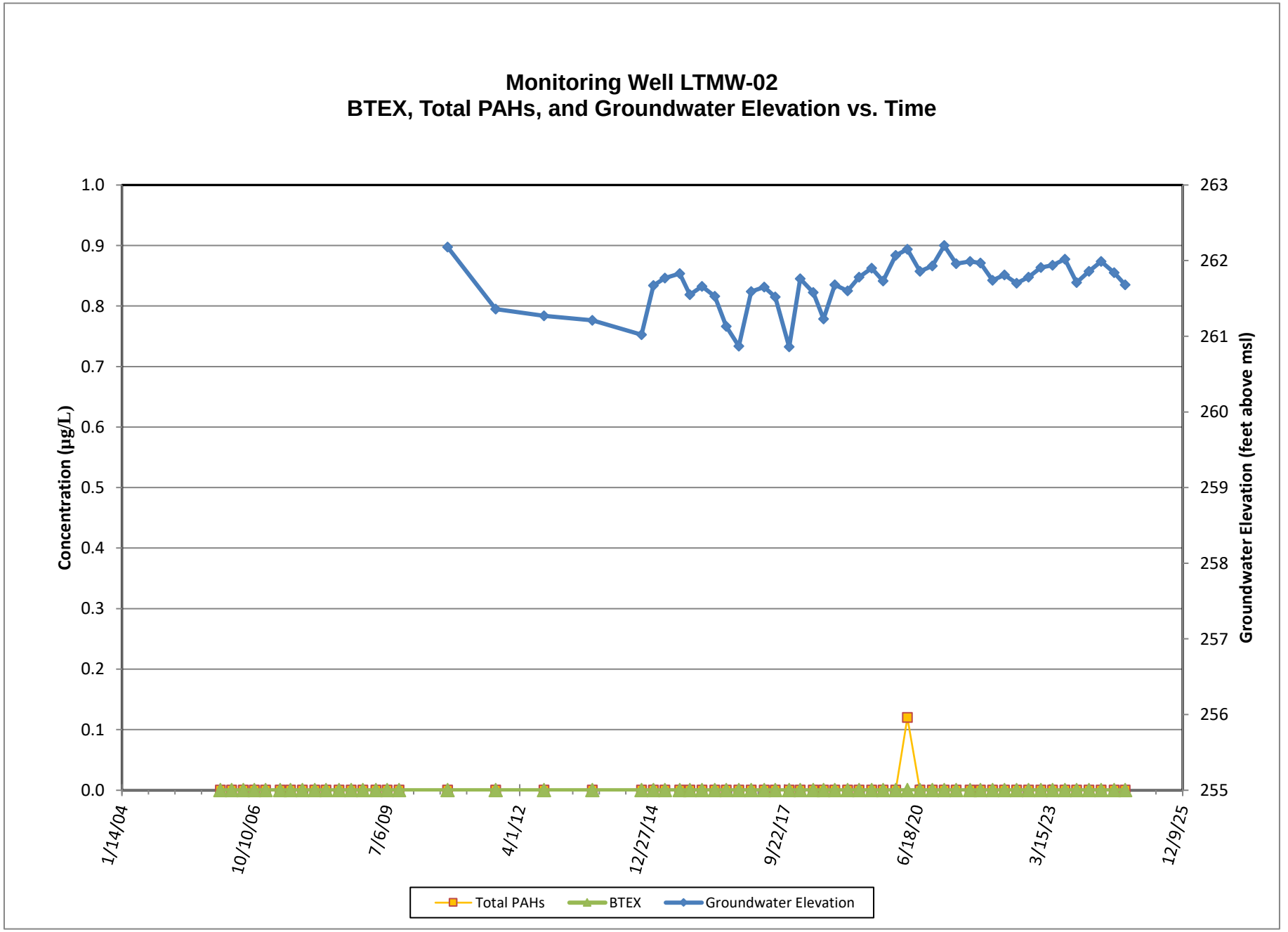

National Grid Saratoga Excelsior Former MGP Site
43 Excelsior Avenue, Saratoga Springs, New York 12866

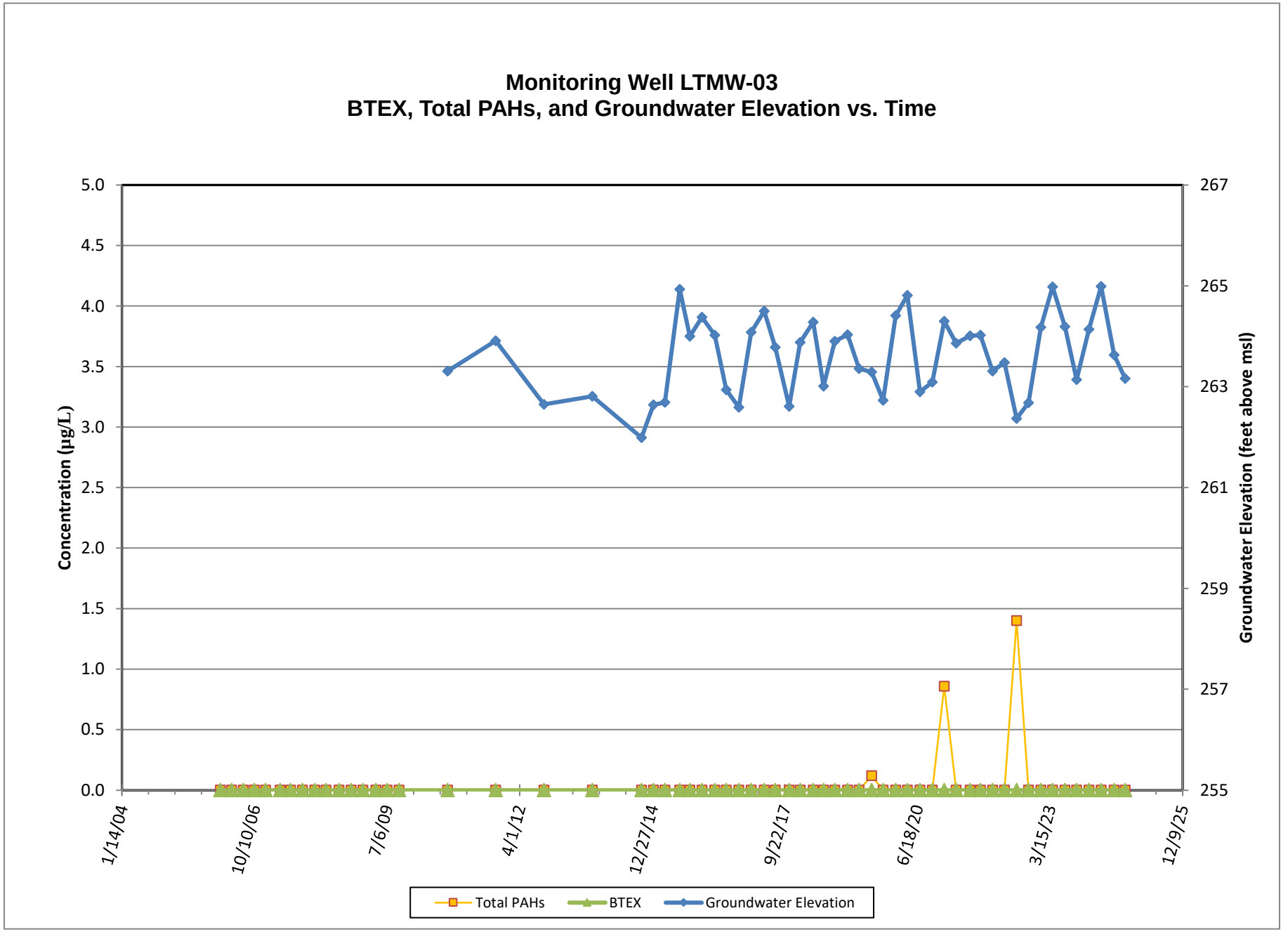

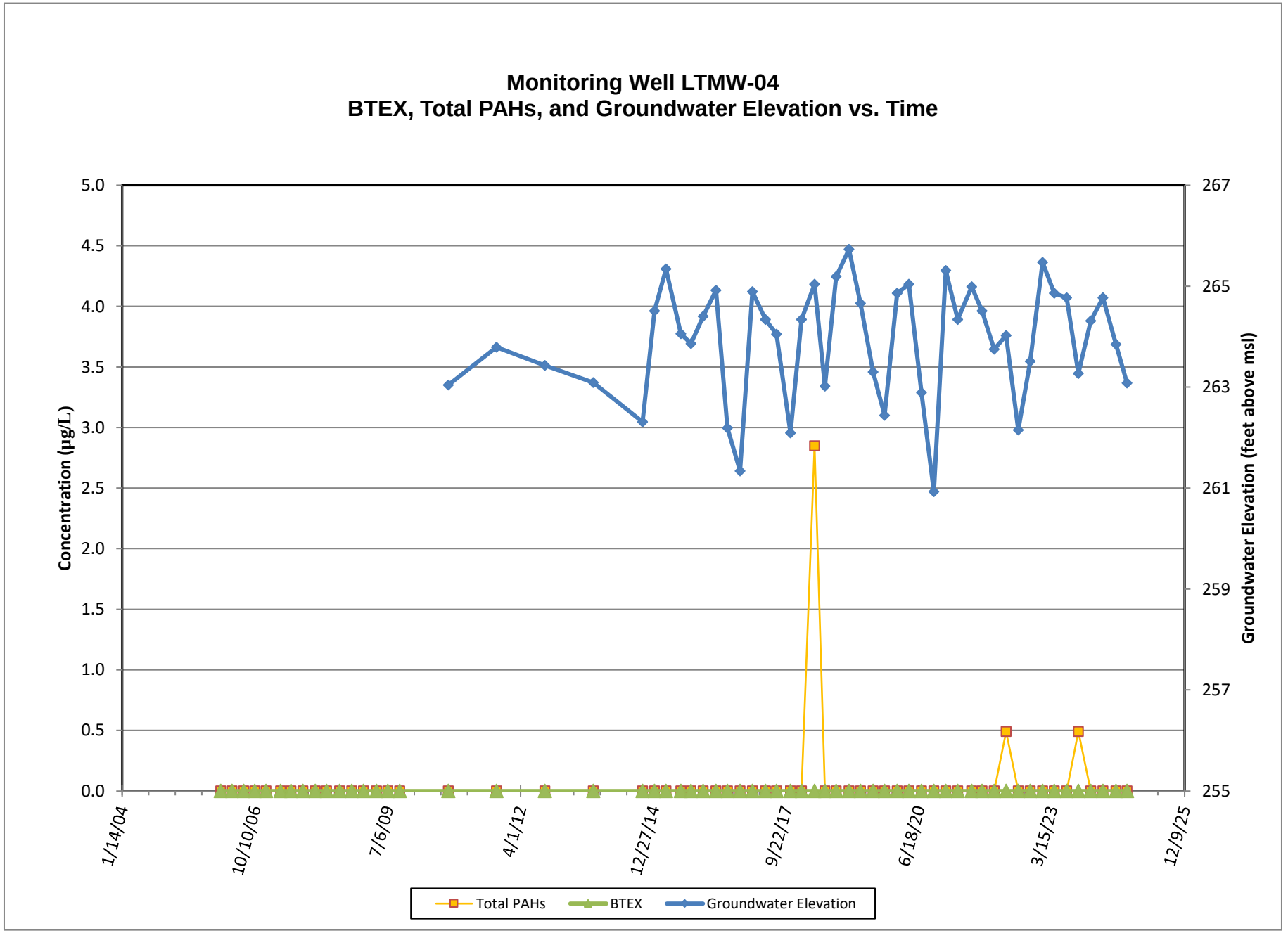
Monitoring Well LTMW-04
BTEX, Total PAHs, and Groundwater Elevation vs. Time
Concentration (µg/L)
Groundwater Elevation (feet above msl)
5.0
4.5
4.0
3.5
3.0
2.5
2.0
1.5
1.0
0.5
0.0
267
265
263
261
259
257
255
1/14/04
10/10/06
7/6/09
4/1/12
12/27/14
9/22/17
6/18/20
3/15/23
12/9/25
Total PAHs
BTEX
Groundwater Elevation

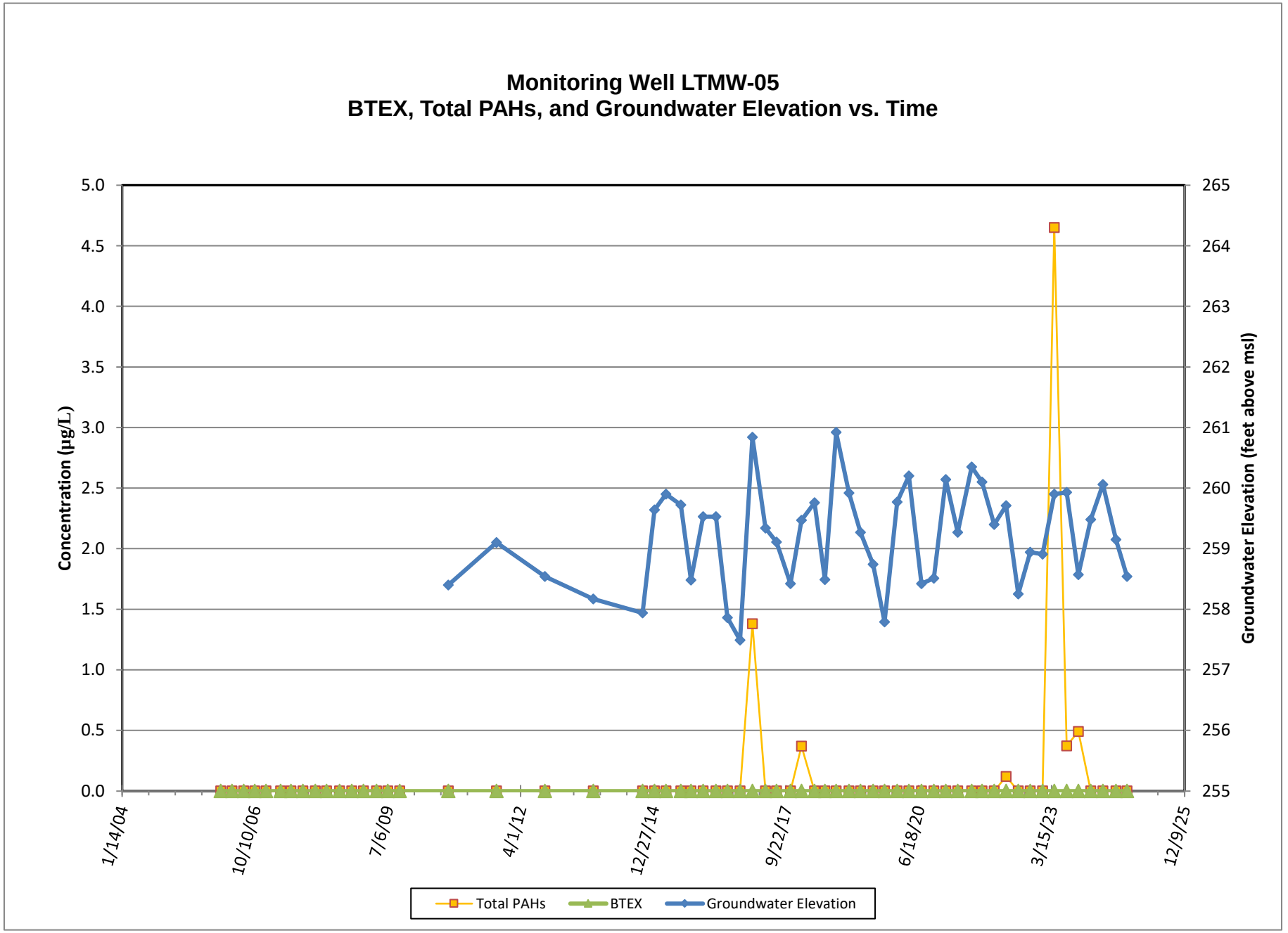
Monitoring Well LTMW-05
BTEX, Total PAHs, and Groundwater Elevation vs. Time
Concentration (µg/L)
Groundwater Elevation (feet above msl)
5.0
4.5
4.0
3.5
3.0
2.5
2.0
1.5
1.0
0.5
0.0
265
264
263
262
261
260
259
258
257
256
255
1/14/04
10/10/06
7/6/09
4/1/12
12/27/14
9/22/17
6/18/20
3/15/23
12/9/25
Total PAHs
BTEX
Groundwater Elevation

National Grid Saratoga Excelsior Former MGP Site
43 Excelsior Avenue, Saratoga Springs, New York 12866

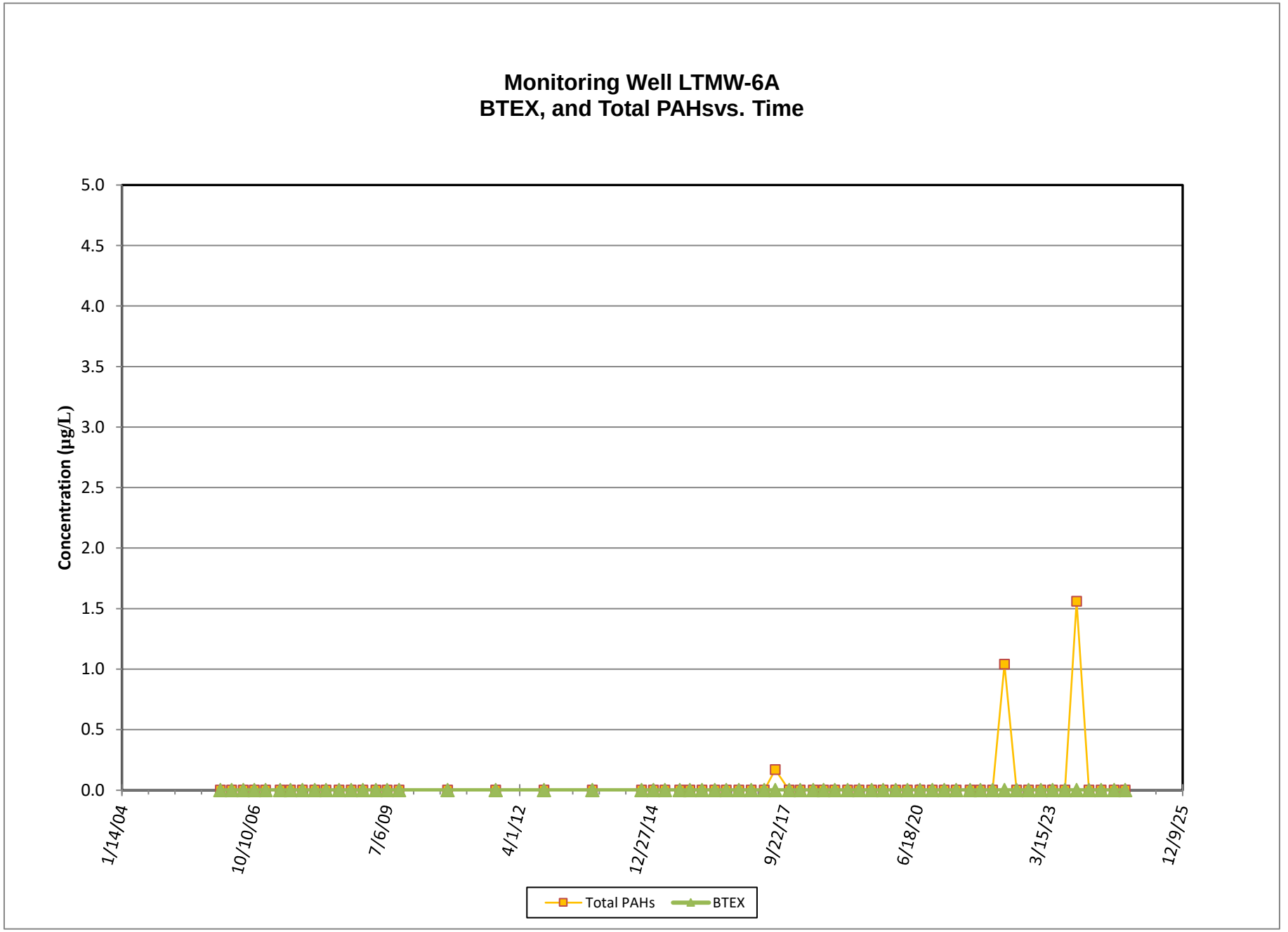

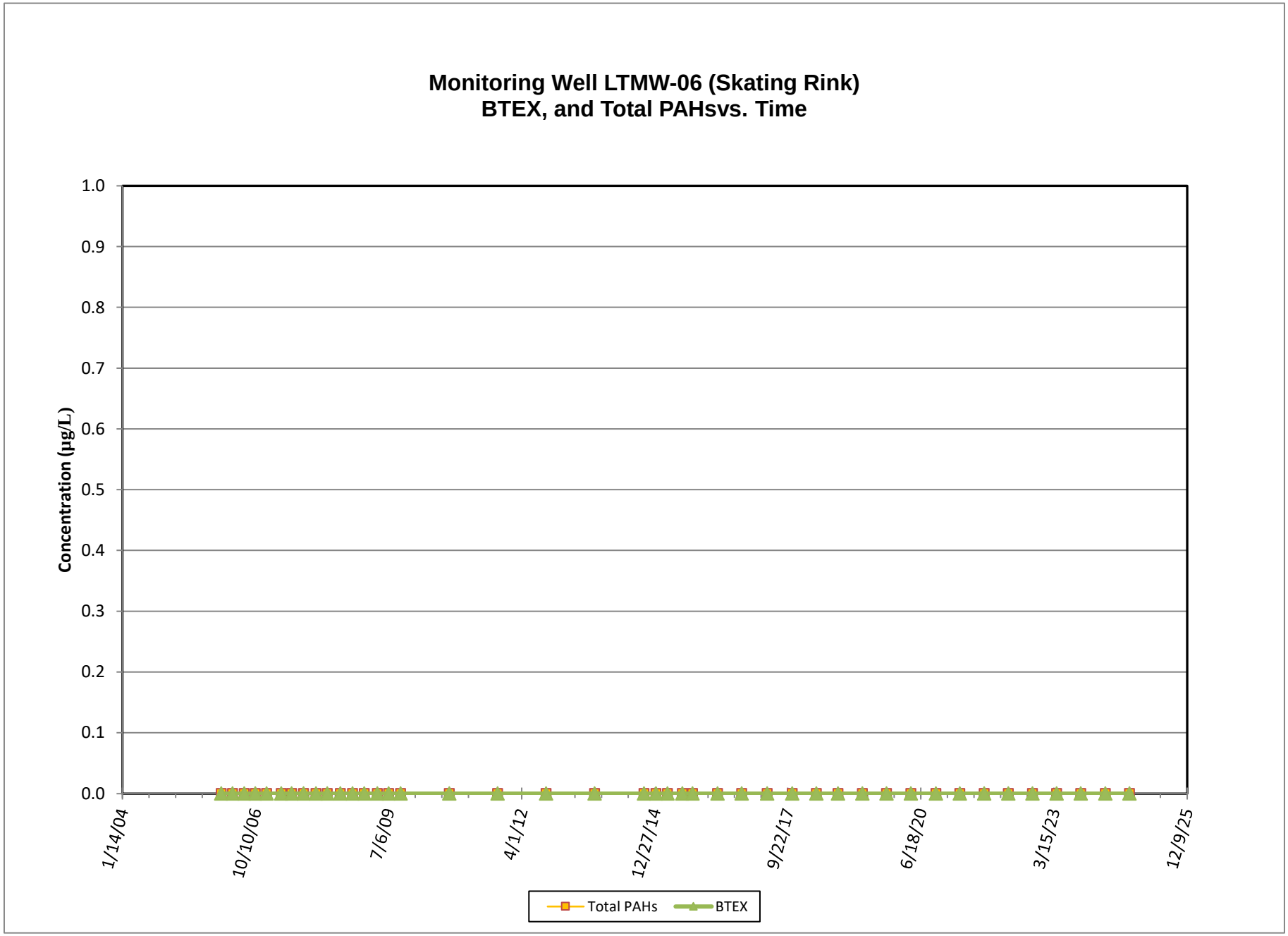
Monitoring Well LTMW-06 (Skating Rink)
BTEX, and Total PAHsvs. Time
Concentration (µg/L)
1.0
0.9
0.8
0.7
0.6
0.5
0.4
0.3
0.2
0.1
0.0
1/14/04
10/10/06
7/6/09
4/1/12
12/27/14
9/22/17
6/18/20
3/15/23
12/9/25
Total PAHs
BTEX

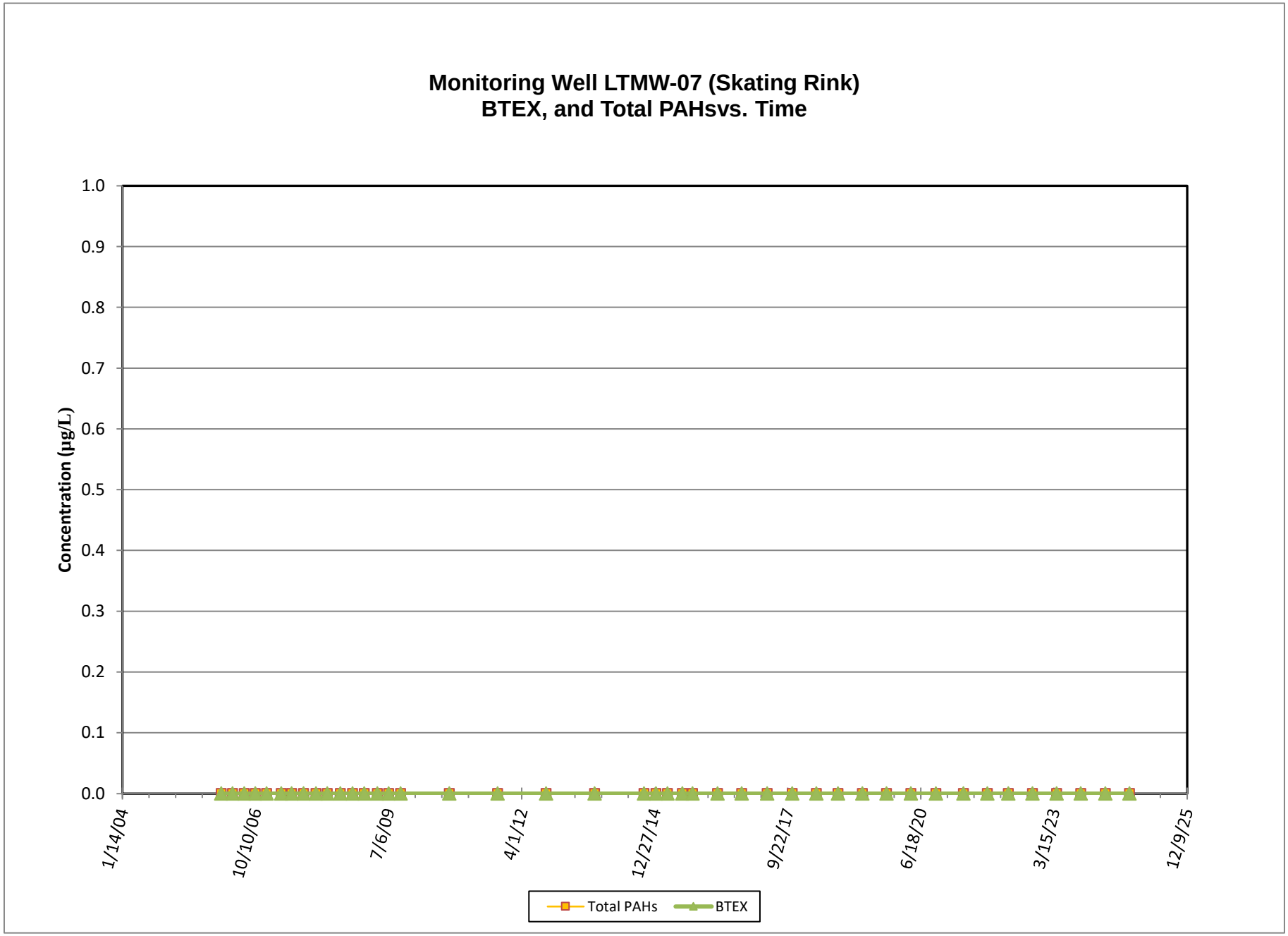
Monitoring Well LTMW-07 (Skating Rink)
BTEX, and Total PAHsvs. Time
Concentration (µg/L)
1.0
0.9
0.8
0.7
0.6
0.5
0.4
0.3
0.2
0.1
0.0
1/14/04
10/10/06
7/6/09
4/1/12
12/27/14
9/22/17
6/18/20
3/15/23
12/9/25
Total PAHs
BTEX

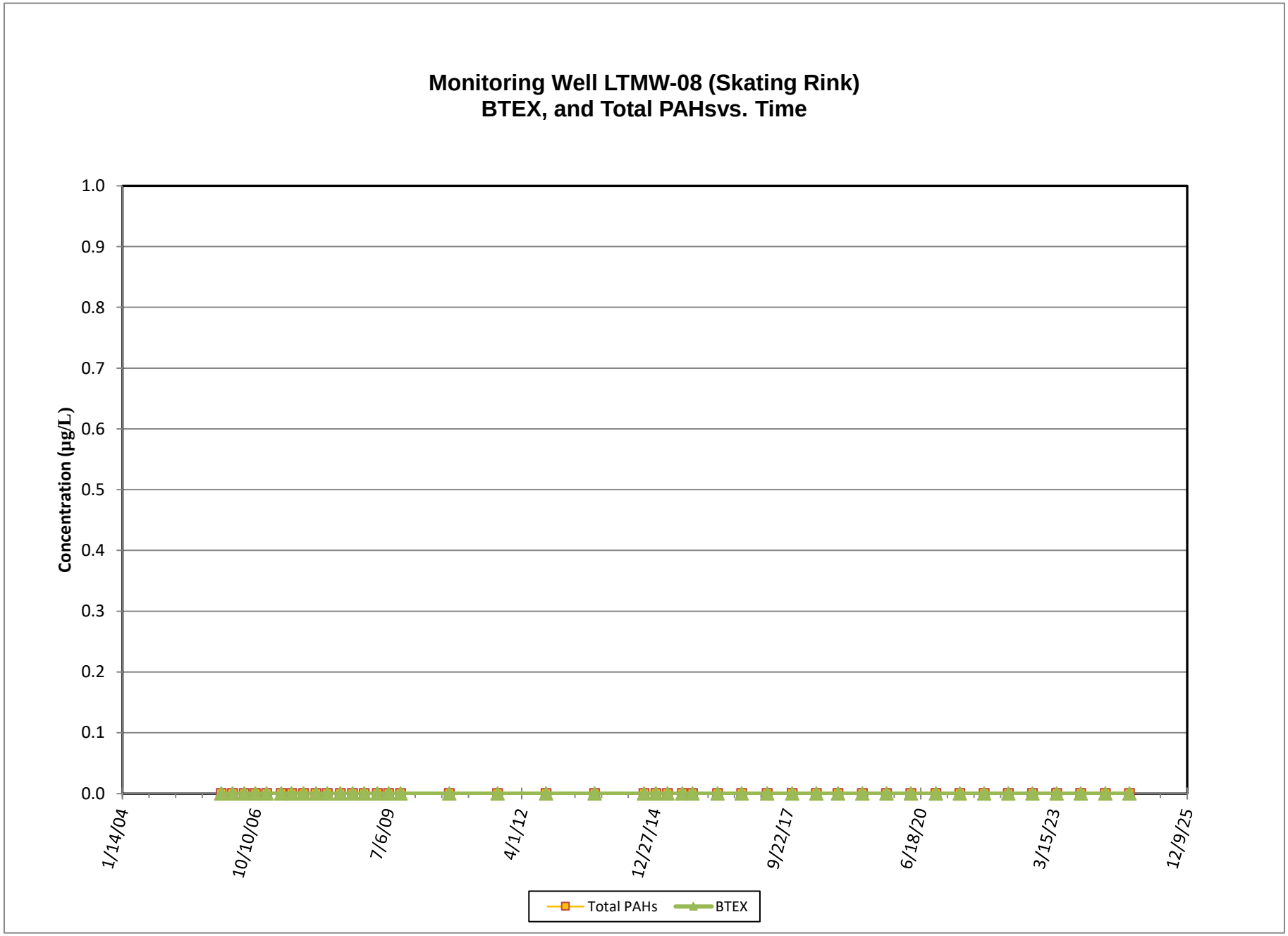
Monitoring Well LTMW-08 (Skating Rink)
BTEX, and Total PAHsvs. Time
Concentration (µg/L)
1.0
0.9
0.8
0.7
0.6
0.5
0.4
0.3
0.2
0.1
0.0
1/14/04
10/10/06
7/6/09
4/1/12
12/27/14
9/22/17
6/18/20
3/15/23
12/9/25
Total PAHs
BTEX

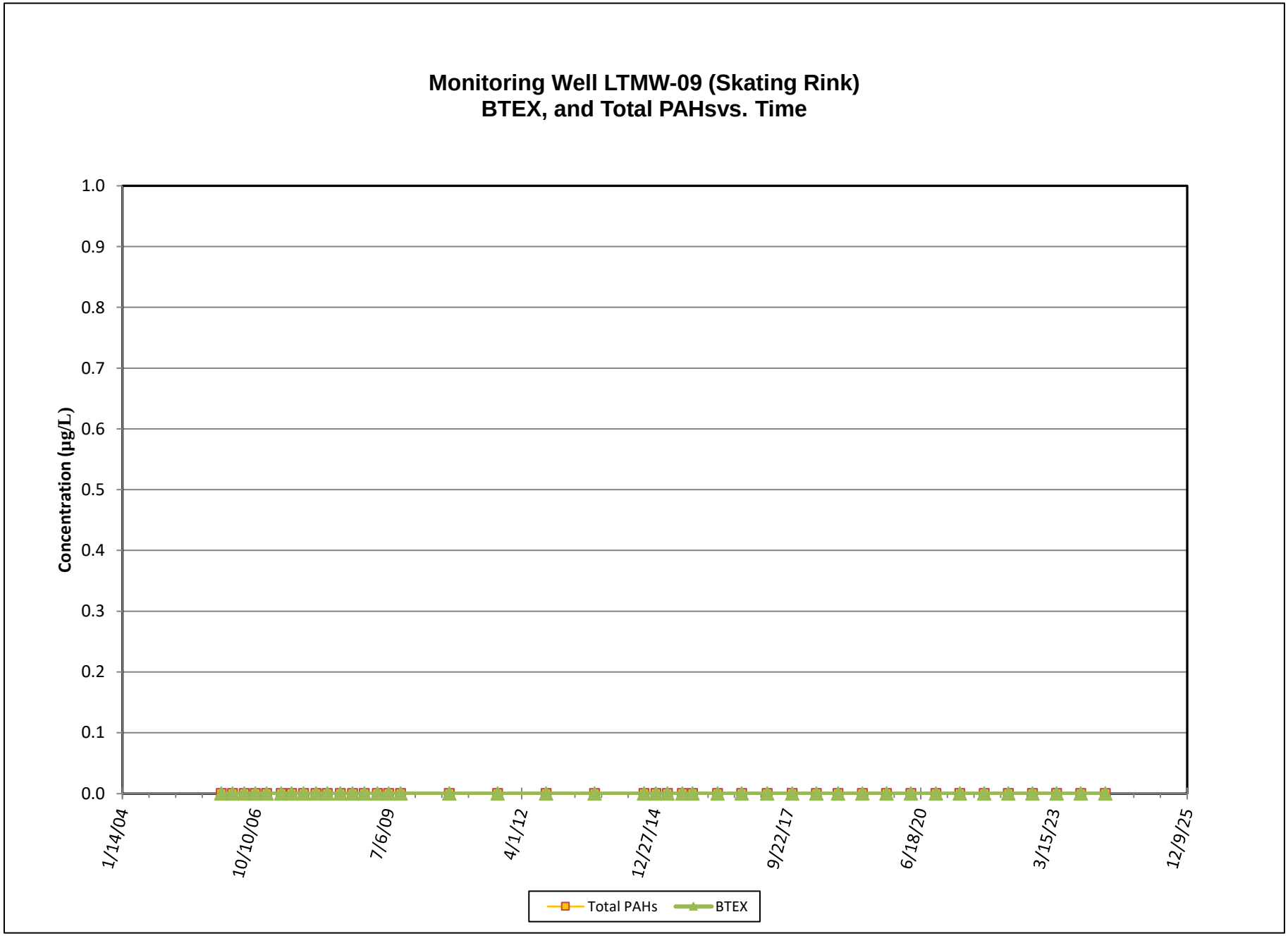
Monitoring Well LTMW-09 (Skating Rink)
BTEX, and Total PAHsvs. Time
Concentration (µg/L)
1.0
0.9
0.8
0.7
0.6
0.5
0.4
0.3
0.2
0.1
0.0
1/14/04
10/10/06
7/6/09
4/1/12
12/27/14
9/22/17
6/18/20
3/15/23
12/9/25
Total PAHs
BTEX

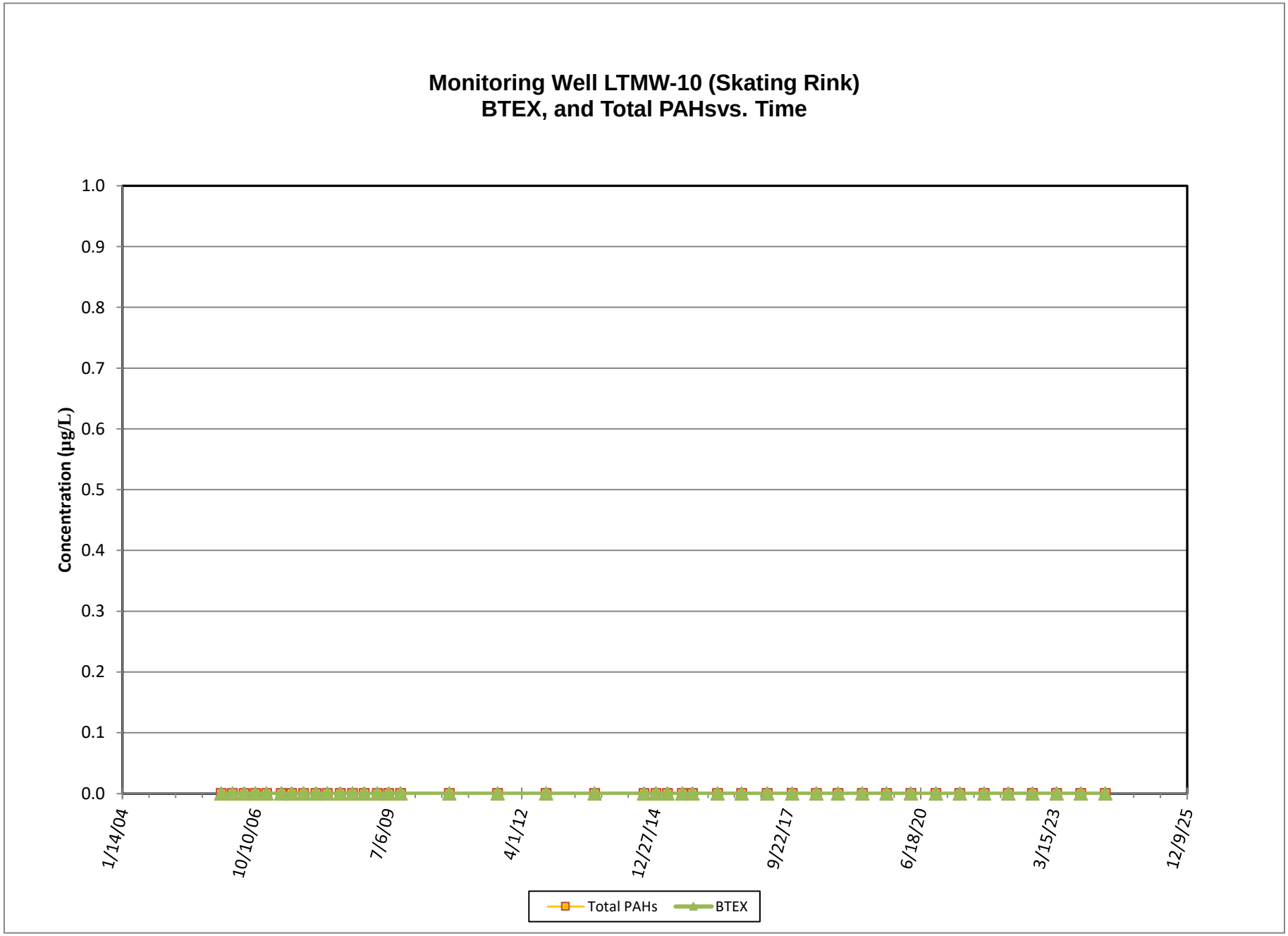
Monitoring Well LTMW-10 (Skating Rink)
BTEX, and Total PAHsvs. Time
Concentration (µg/L)
1.0
0.9
0.8
0.7
0.6
0.5
0.4
0.3
0.2
0.1
0.0
1/14/04
10/10/06
7/6/09
4/1/12
12/27/14
9/22/17
6/18/20
3/15/23
12/9/25
Total PAHs
BTEX

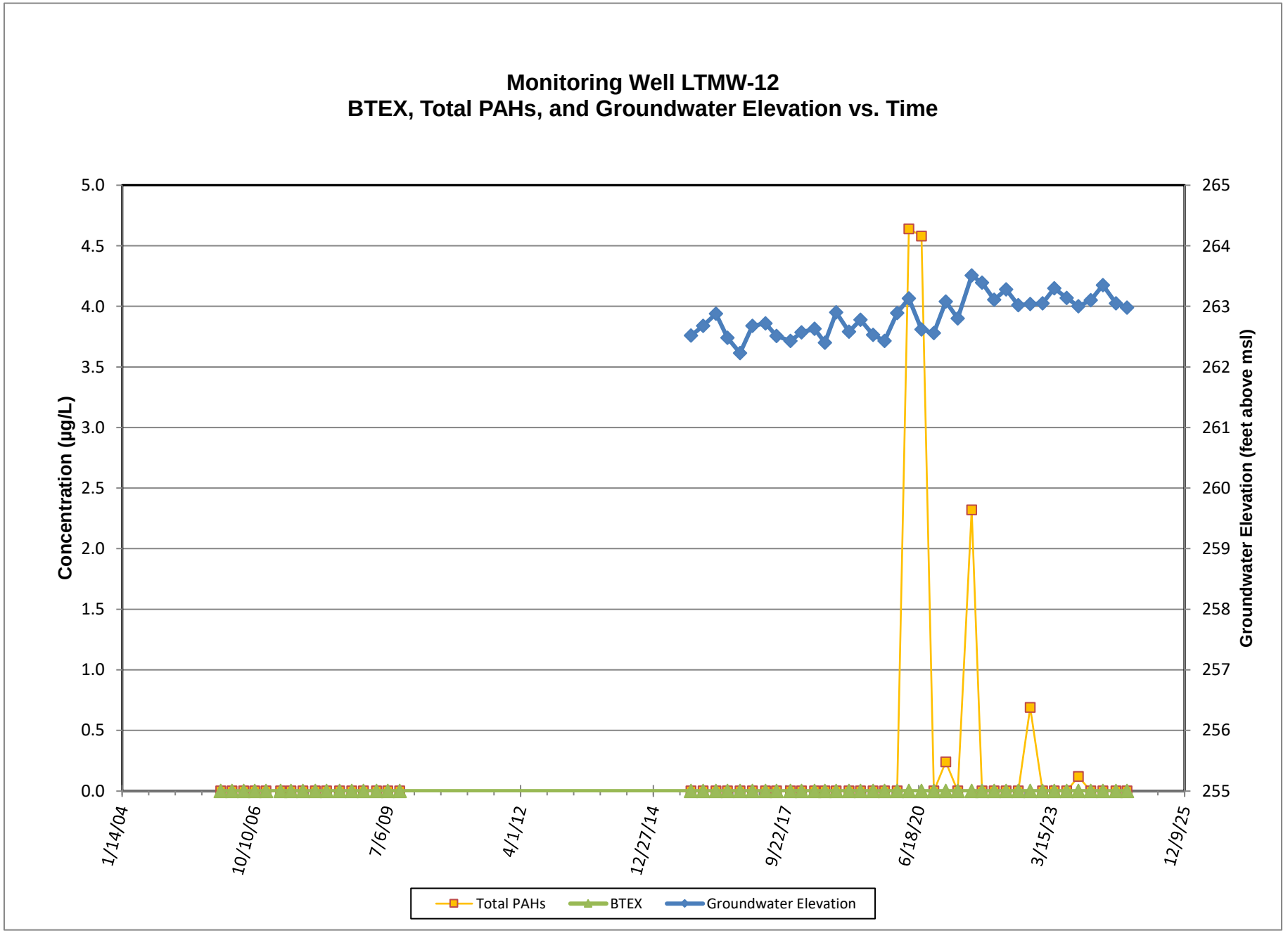
Monitoring Well LTMW-12
BTEX, Total PAHs, and Groundwater Elevation vs. Time
Concentration (µg/L)
Groundwater Elevation (feet above msl)
5.0
4.5
4.0
3.5
3.0
2.5
2.0
1.5
1.0
0.5
0.0
265
264
263
262
261
260
259
258
257
256
255
1/14/04
10/10/06
7/6/09
4/1/12
12/27/14
9/22/17
6/18/20
3/15/23
12/9/25
Total PAHs
BTEX
Groundwater Elevation

National Grid Saratoga Excelsior Former MGP Site
43 Excelsior Avenue, Saratoga Springs, New York 12866

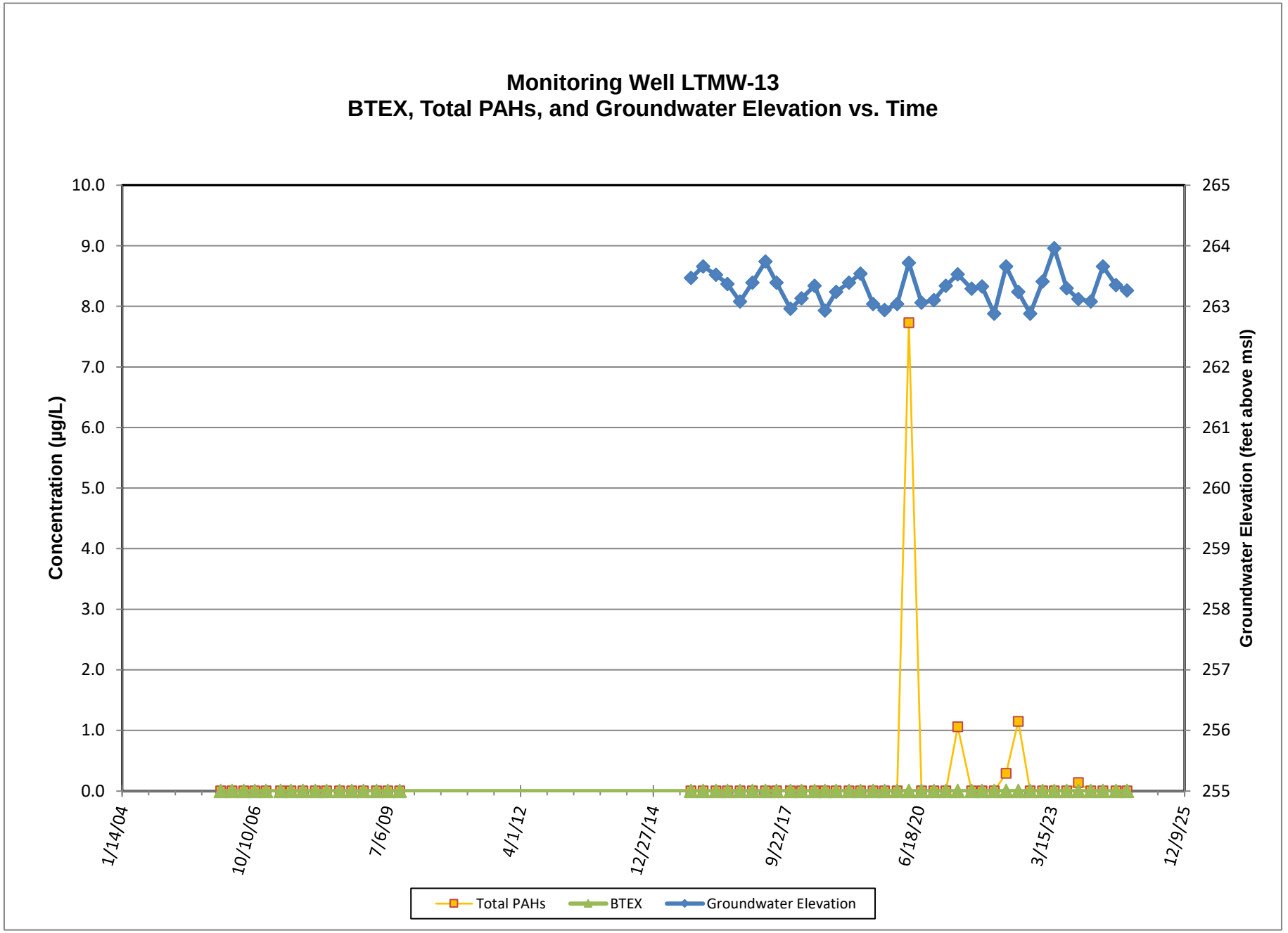

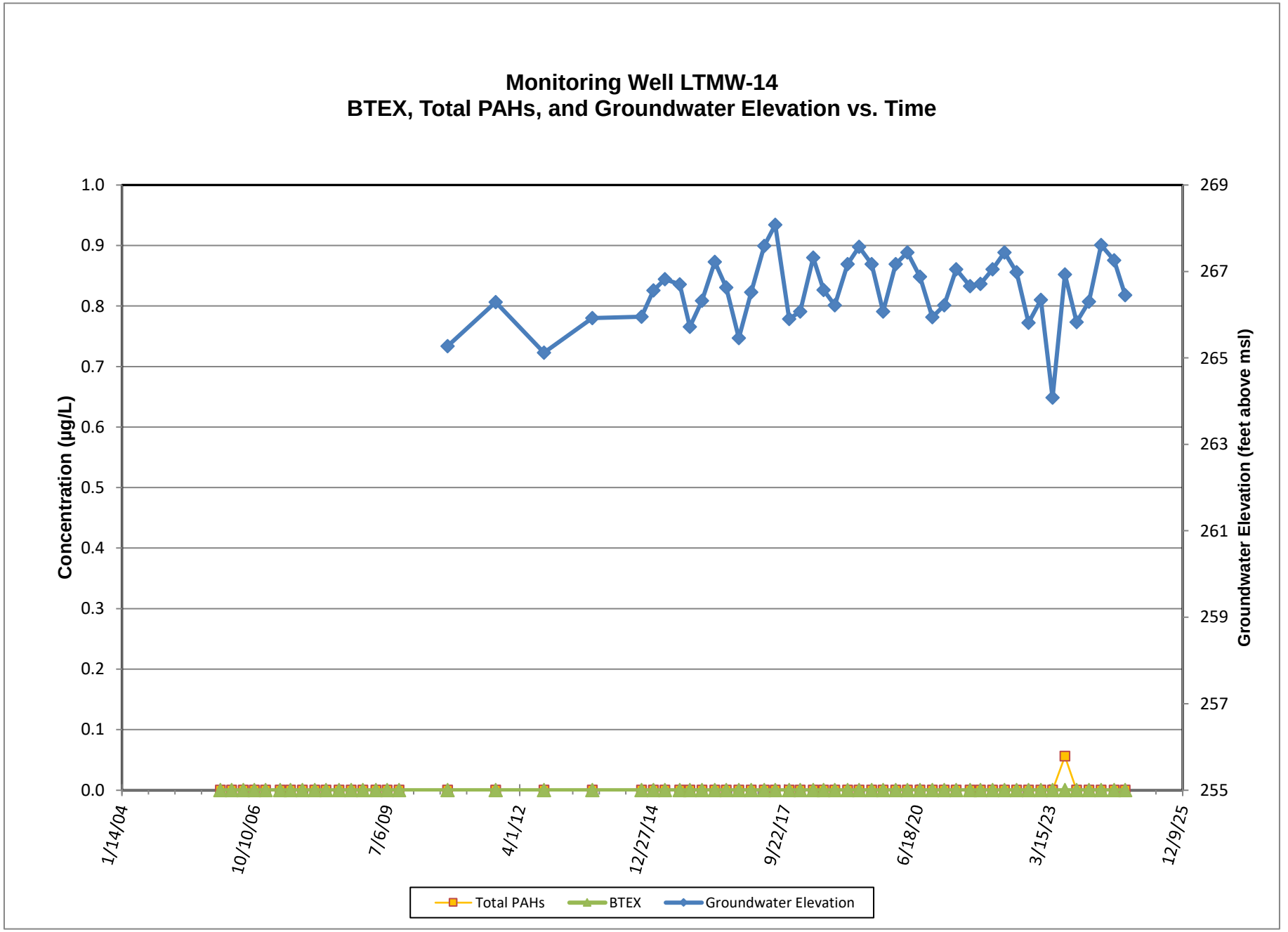
Monitoring Well LTMW-14
BTEX, Total PAHs, and Groundwater Elevation vs. Time
Concentration (µg/L)
Groundwater Elevation (feet above msl)
1.0
0.9
0.8
0.7
0.6
0.5
0.4
0.3
0.2
0.1
0.0
269
267
265
263
261
259
257
255
1/14/04
10/10/06
7/6/09
4/1/12
12/27/14
9/22/17
6/18/20
3/15/23
12/9/25
Total PAHs
BTEX
Groundwater Elevation

National Grid Saratoga Excelsior Former MGP Site
43 Excelsior Avenue, Saratoga Springs, New York 12866

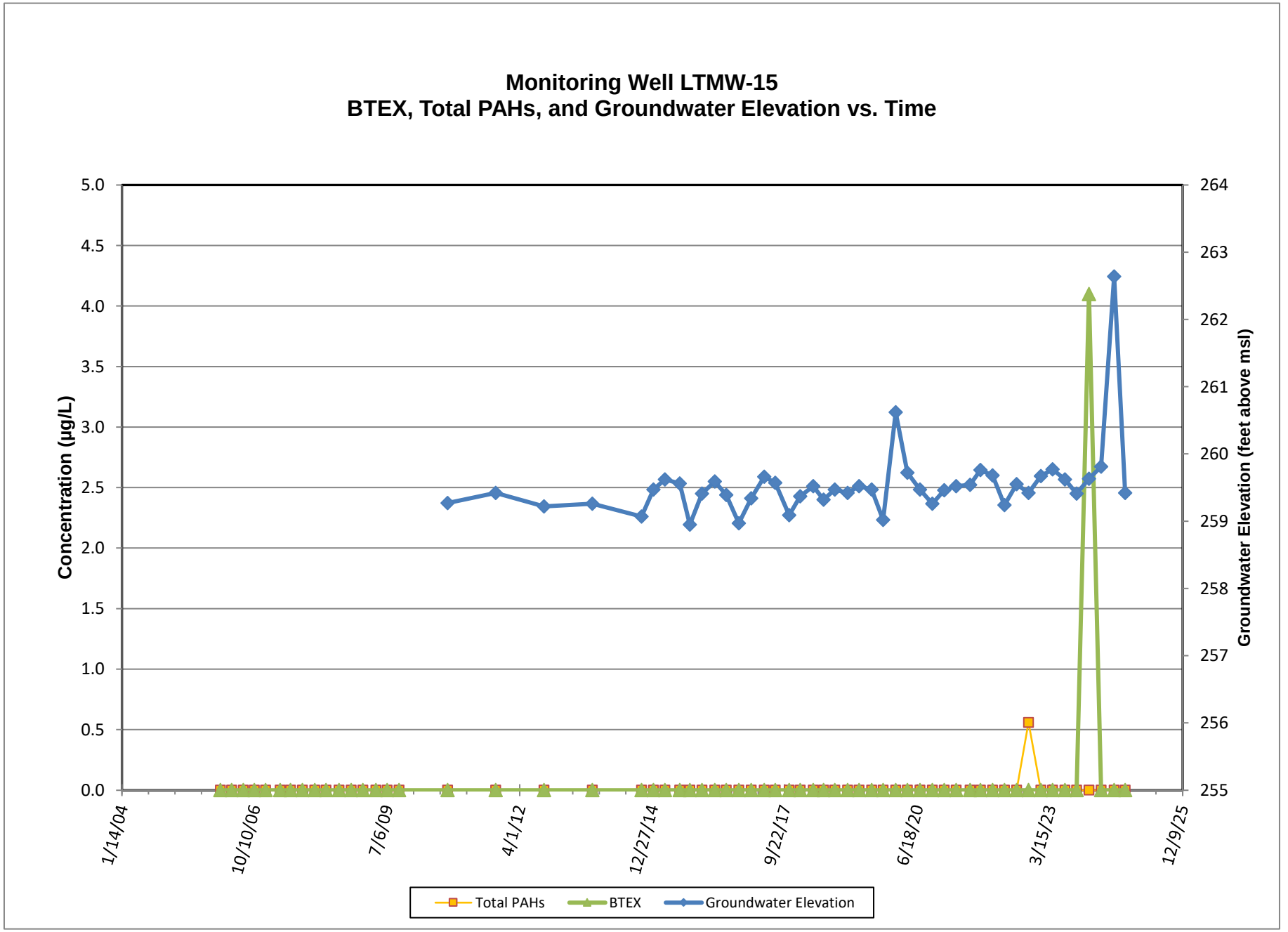

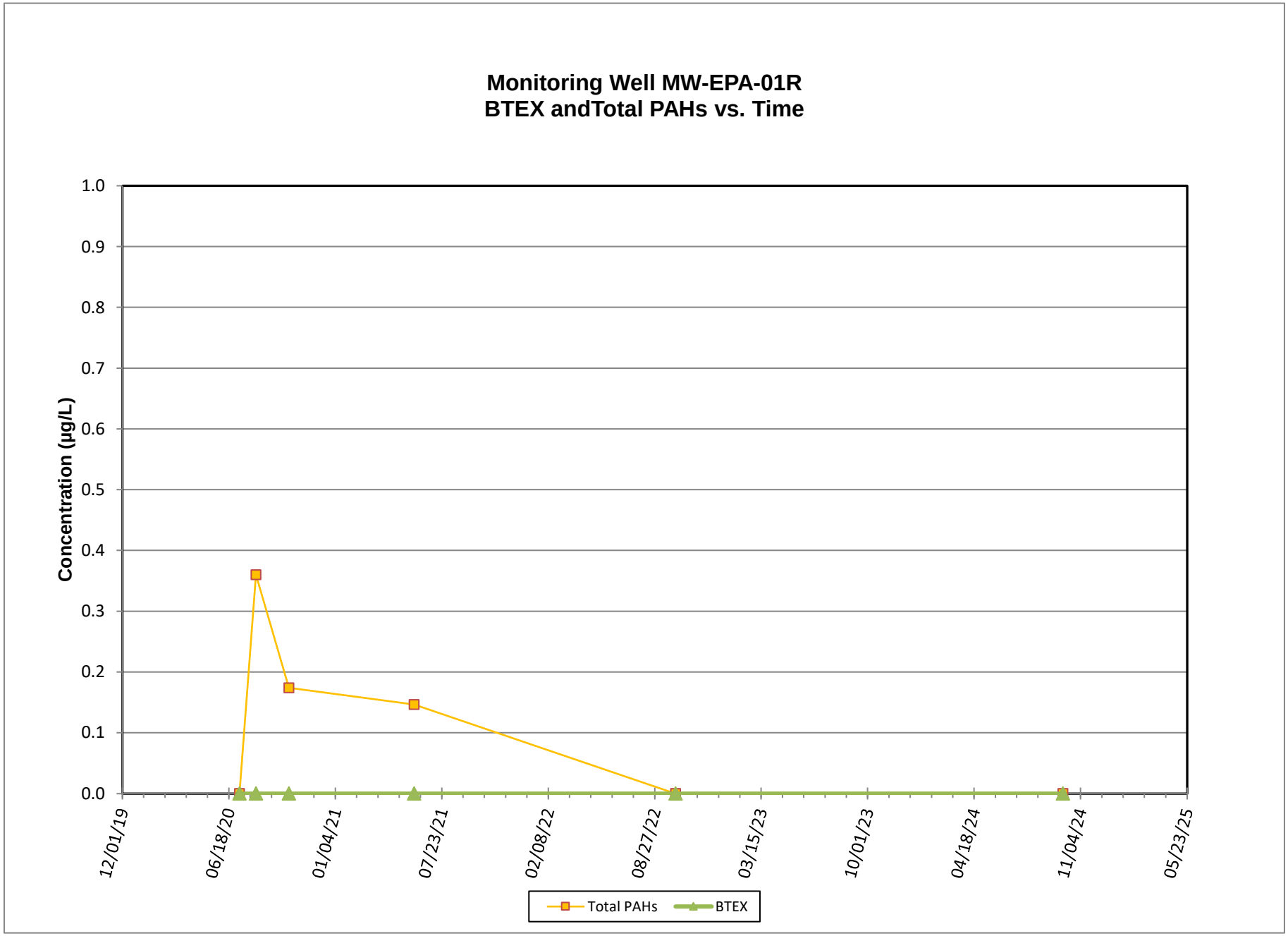
Monitoring Well MW-EPA-01R
BTEX andTotal PAHs vs. Time
Concentration (µg/L)
1.0
0.9
0.8
0.7
0.6
0.5
0.4
0.3
0.2
0.1
0.0
12/01/19
06/18/20
01/04/21
07/23/21
02/08/22
08/27/22
03/15/23
10/01/23
04/18/24
11/04/24
05/23/25
Total PAHs
BTEX

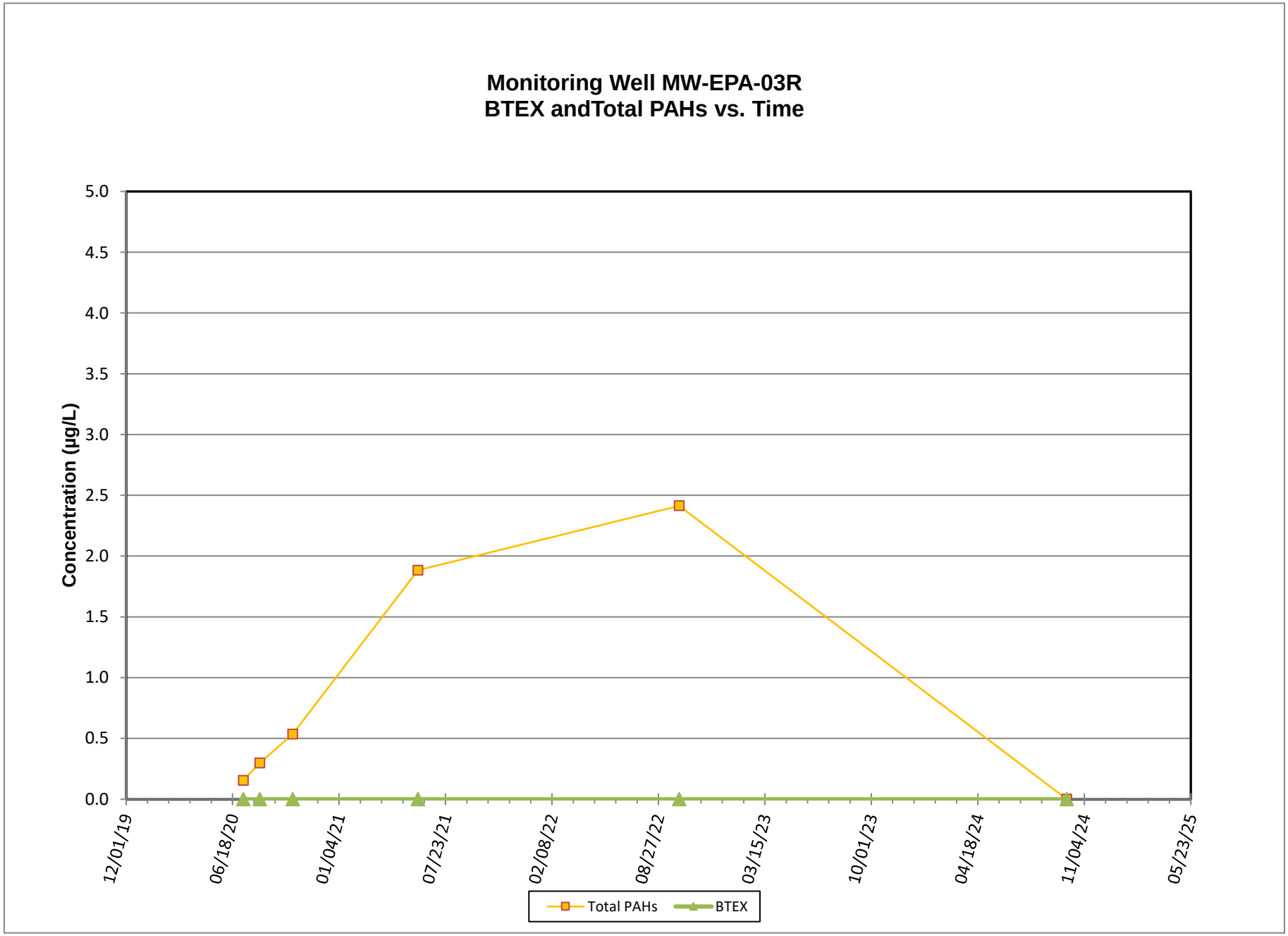
Monitoring Well MW-EPA-03R
BTEX andTotal PAHs vs. Time
Concentration (µg/L)
5.0
4.5
4.0
3.5
3.0
2.5
2.0
1.5
1.0
0.5
0.0
12/01/19
06/18/20
01/04/21
07/23/21
02/08/22
08/27/22
03/15/23
10/01/23
04/18/24
11/04/24
05/23/25
Total PAHs
BTEX

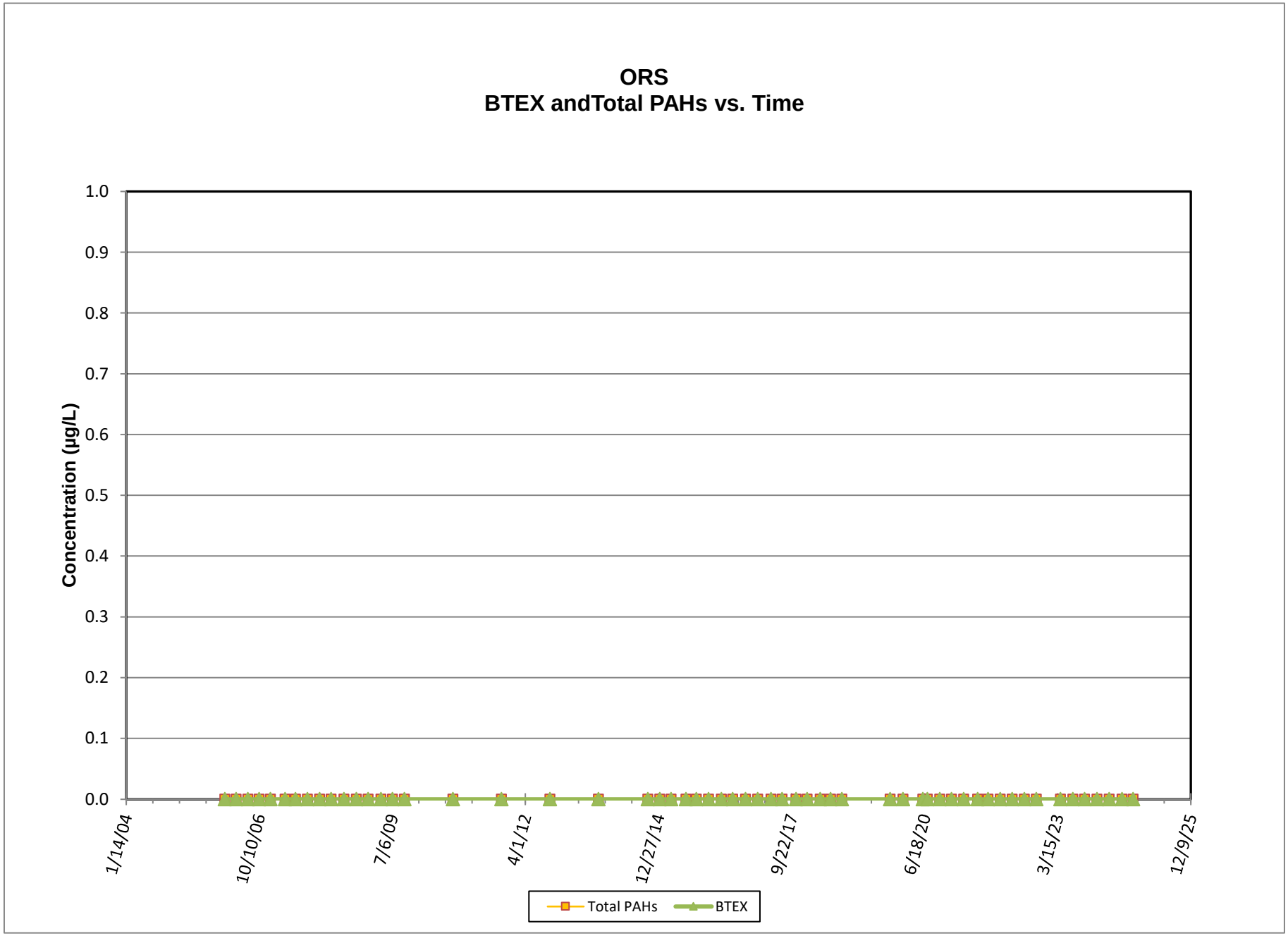
ORS
BTEX andTotal PAHs vs. Time
Concentration (µg/L)
1.0
0.9
0.8
0.7
0.6
0.5
0.4
0.3
0.2
0.1
0.0
1/14/04
10/10/06
7/6/09
4/1/12
12/27/14
9/22/17
6/18/20
3/15/23
12/9/25
Total PAHs
BTEX

National Grid Saratoga Excelsior Former MGP Site
43 Excelsior Avenue, Saratoga Springs, New York 12866

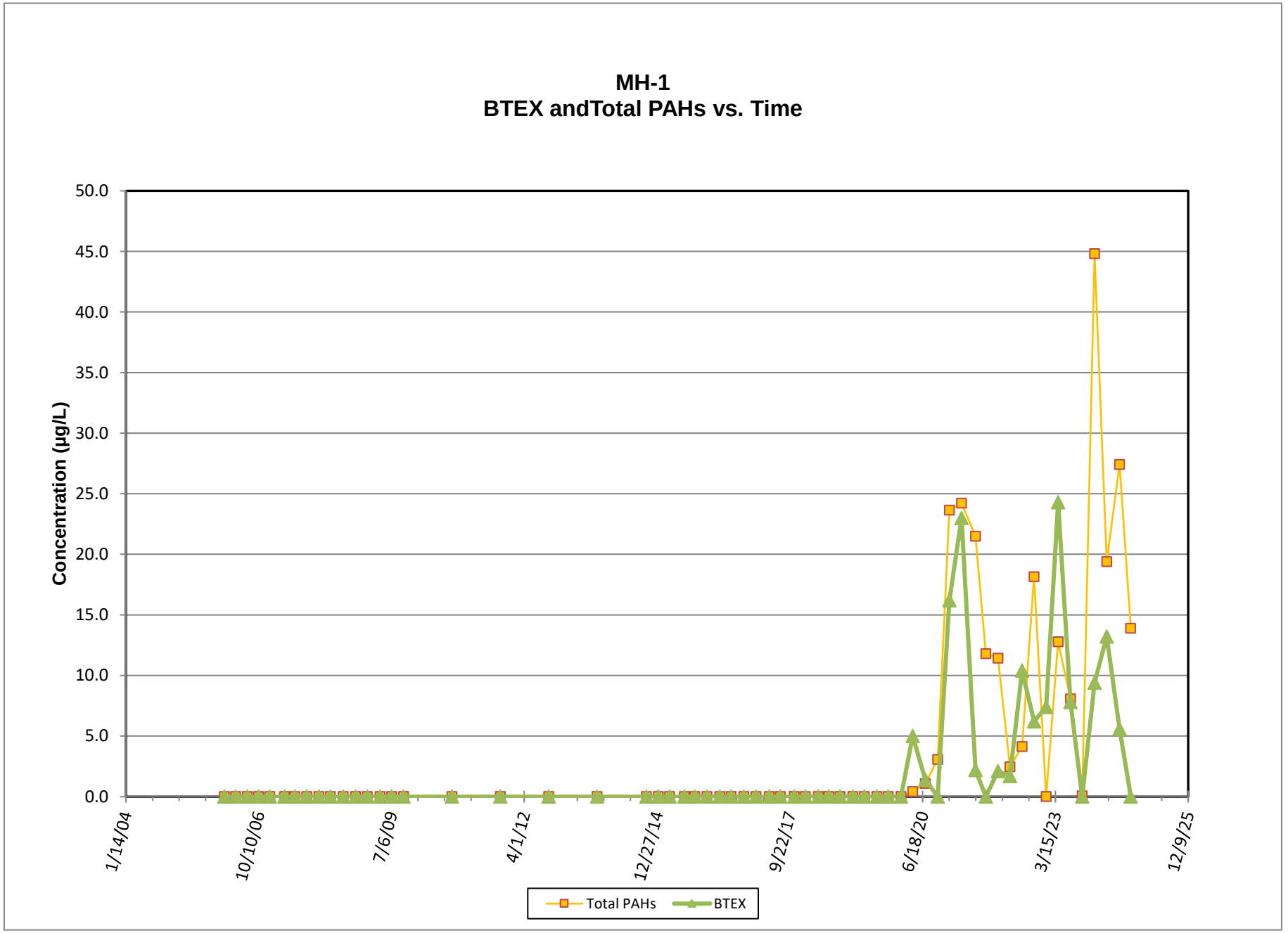

Appendix G - Water Treatment System Operational Summary Data

System Operating Data
Excelsior Ave, Former MGP Site
Saratoga Springs, New York

2024 System Data

Date	Time	Hour Diff.	Total hours system running	PW-1			PW-2			PW-3			PW-4			PW-5			Transfer pump	Redux 340 Pump to OWS	Redux 620 Pump to OWS	System vapor exhaust pump	Computer Totalizer	Computer Totalizer Difference	City of Saratoga Springs Flow Meter		Total	Average GPM	Average GPM when transfer pump TP-200 is running	Comments
			Panel ID's																TP-200	MP-600	MP-601	B-500			Reading	Difference				
			hours	Hours	Pump Cycles	Cycle Difference	Hours	Pump Cycles	Cycle Difference	Hours	Pump Cycles	Cycle Difference	Hours	Pump Cycles	Cycle Difference	Hours	Pump Cycles	Cycle Difference	hours	hours	hours	hours	gallons	gallons	Cu.Feet	Cu.Feet	gallons	gallons	gallons	
12/31/2024	930	-1	838.5	16.42	464	50	32.93	273	79	23.67	726	65	28.75	434	29	2	484	14	21.77	68.57	68.57	836.43	22427.5	4642.25	500971.45	619.30	4632.36	0.46	16.97	O&M, enter data, check OWS.
12/24/2024	1030	0	671.5	13.08	414	54	26.23	194	84	18.8	661	72	26.67	405	9	1.53	470	14	17.22	56.9	56.9	669.65	17785.25	5191	500352.15	692.35	5178.78	0.51	17.13	O&M, enter data, check OWS.
12/17/2024	1030	-1.75	503.5	9.48	360	58	19.08	110	85	13.1	589	71	4.87	396	44	1.07	456	14	12.18	32.72	32.72	501.7	12594.25	5189	499659.8	691.42	5171.82	0.52	17.24	O&M, enter data, check OWS. Clean probes on PW-4
12/10/2024	1215	2.75	337.25	5.52	302	45	11.72	25	69	7.27	518	50	2.65	352	29	0.6	442	12	7.18	19.38	19.38	334.97	7405.25	3847.25	498968.38	512.29	3831.93	0.44	17.26	O&M, enter data, check OWS.
12/4/2024	930	-1.5	190.5	2.6	257	40	6	956	74	3.65	468	52	1.3	323	27	0.2	430	8	3.48	9.72	9.72	190.53	3558	3558	498456.09	500.85	3746.36	0.33	17.94	O&M, enter data, check OWS, system inspection, DNAPL removal
11/26/2024	1100	1.25	625	10.27	217	36	23.77	882	68	11.22	416	41	5.05	296	25	0.93	422	7	16.7	35.9	35.9	622.92	13481.75	3263.75	497955.24	434.68	3251.41	0.37	16.83	O&M, enter data, check OWS.
11/20/2024	945	-1.75	479.75	7.88	181	43	18.2	814	78	8.37	375	43	3.8	271	29	0.72	415	7	13.48	27.87	27.87	477.83	10218	3553.75	497520.56	474.08	3546.12	0.36	16.89	O&M, enter data, check OWS.
11/13/2024	1130	-0.5	313.5	5.1	138	43	11.88	736	79	5.52	332	44	2.47	242	29	0.5	408	7	9.98	18.62	18.62	311.5	6664.25	3559.5	497046.48	477.74	3573.50	0.36	8.63	O&M, enter data, check OWS.
11/6/2024	1200	2	146	2.33	95	37	5.43	657	68	2.55	288	40	1.1	213	25	0.25	401	13	3.08	8.45	8.45	144.15	3104.75	3104.75	496568.74	414.12	3097.62	0.35	16.76	O&M, enter data, check OWS, system inspection, DNAPL removal
10/31/2024	1000	0	882	16.12	58	55	35.55	589	109	17.58	248	62	7.57	188	38	1.68	388	20	20.28	54.12	54.12	882.4	20763.25	4930.5	496154.62	659.15	4930.44	0.38	16.94	O&M, enter data, check OWS.
10/22/2024	1000	0	666	12.48	3	41	26.8	480	73	13.37	186	43	5.72	150	26	1.28	368	13	15.43	41.28	41.28	666.03	15832.75	3415.75	495495.47	455.13	3404.37	0.39	16.89	O&M, enter data, check OWS. Clean PW-2 probes
10/16/2024	1000	-3	522	9.85	962	49	20.82	407	84	10.42	143	49	4.43	124	30	1	355	14	12.07	32.33	32.33	521.7	12417	3865.5	495040.34	514.88	3851.30	0.39	17.03	O&M, enter data, check OWS.
10/9/2024	1300	2	357	6.7	913	49	14.05	323	85	7.1	94	50	2.98	94	30	0.7	341	16	8.3	21.95	21.95	356.41	8551.5	4272.5	494525.46	568.81	4254.70	0.42	17.17	O&M, enter data, check OWS.
10/2/2024	1100	-5	187	3.5	864	54	7.13	238	89	3.67	44	54	1.5	64	32	0.37	325	16	4.17	11.28	11.28	187.05	4279	4279	493956.65	576.29	4310.65	0.38	17.23	O&M, enter data, check OWS, system inspection, DNAPL removal
9/24/2024	1600	6	654.25	14.33	810	63	28.08	149	105	14.2	990	62	6.82	32	29	1.72	309	18	16.5	44.5	44.5	653.37	17024	5093.5	493380.36	671.45	5022.45	0.42	16.98	O&M, enter data, check OWS.
9/16/2024	1000	0	456.25	10.07	747	48	19.37	44	74	9.9	928	43	4.65	3	20	1.25	291	28	11.57	30.97	30.97	455.2	11930.5	3702	492708.91	492.52	3684.05	0.43	17.10	O&M, enter data, check OWS. Clean probes on PW 1,2 and 3
9/10/2024	1000	1	312.25	6.93	699	43	13.3	970	64	6.88	885	39	3.15	983	18	0.92	263	260	7.98	21.3	21.3	310.87	8228.5	3332	492216.39	443.41	3316.71	0.46	17.22	O&M, enter data, check OWS. Clean Probes PW-4 and PW-5
9/5/2024	900	-0.75	191.25	4.12	656	68	7.92	906	98	4.1	846	61	1.87	965	27	0.53	3	20	4.77	12.77	12.77	190.8	4896.5	4896.5	491772.98	676.41	5059.55	0.44	17.68	O&M, enter data, check OWS, system inspection, DNAPL removal
8/28/2024	945	-4.75	696	18.53	588	70	33.17	808	96	29.92	785	62	74.92	938	30	2.1	983	16	21.37	96.92	96.92	694.99	20884.75	4984.5	491096.57	667.62	4993.80	0.44	17.34	O&M, enter data, check OWS.
8/20/2024	1430	3	508.75	13.87	518	60	25.18	712	84	25.6	723	42	72.92	908	8	1.55	967	14	16.57	83.87	83.87	507.25	15900.25	5093.25	490428.95	676.42	5059.62	0.57	17.07	O&M, enter data, check OWS. Clean Probes PW-3 and PW-4
8/14/2024	1130	0.5	361.75	9.95	458	85	18.25	628	122	11.08	681	100	44.53	900	15	1.1	953	19	11.63	54.8	54.8	360.75	10807	6725.05	489752.53	888.98	6649.57	0.66	17.05	O&M, enter data, check OWS. PW-3 working
8/7/2024	1100	1.25	193.25	4.45	373	70	8.17	506	97	0	581	0	17.6	885	16	0.5	934	17	5.13	22.38	22.38	192.83	4081.95	4081.95	488863.55	552.30	4131.20	0.36	13.42	O&M, enter data, check OWS, system inspection, DNAPL removal, LL's, PW -3 down bad transducer/radio
7/30/2024	945	-0.25	836.75	18.38	303	59	33.4	409	84	0	581	0	6.75	869	30	2.25	917	16	15.27	46.95	46.95	837.33	15916.75	3462.75	488311.25	459.61	3437.88	0.34	17.26	O&M, enter data, check OWS. Run PW-3 2hrs, collect PW-3 LL's
7/23/2024	1000	-0.25	669	14.63	244	42	26.37	325	59	0	581	0	5.33	839	22	1.78	901	11	11.95	36.98	36.98	668.85	12454	2580.25	487851.64	342.67	2563.17	0.36	17.23	O&M, enter data, check OWS. Run PW-3 2hrs, collect PW-3 LL's
7/18/2024	1015	-3.75	549.25	11.98	202	61	21.25	266	79	0	581	0	4.32	817	29	1.45	890	14	9.47	29.88	29.88	549.33	9873.75	3101.75	487508.97	412.02	3081.91	0.31	17.29	O&M, enter data, check OWS. Run PW-3 2hrs, collect PW-3 LL's
7/11/2024	1400	2.5	385	8.12	141	67	14.62	187	89	0	581	0	3	788	34	1.02	876	17	6.5	20.95	20.95	385.08	6772	3478.5	487096.95	462.56	3459.95	0.30	17.21	O&M, enter data, check OWS. Run PW-3 2hrs, collect PW-3 LL's
7/3/2024	1130	-1.5	190.5	3.98	74	253	7.2	98	94	0	581	0	1.4	754	34	0.5	859	17	3.15	10.35	10.35	190.45	3293.5	3293.5	486634.39	475.40	3555.99	0.31	18.81	O&M, enter data, check OWS, system inspection, DNAPL removal
6/25/2024	1300	1	654.5	14.13	821	211	24.32	4	75	2.5	581	0	6.4	720	34	8.57	842	21	12.2	41.42	41.42	654.75	12847.75	3129.5	486158.99	415.87	3110.71	0.31	17.76	O&M, enter data, check OWS. PW-3 down for bad transducer/radio
6/18/2024	1200	2.75	485.5	10.52	610	51	17.9	929	73	2.5	581	0	4.88	686	40	7.9	821	5	9.28	32.18	32.18	485.62	9718.25	2708.5	485743.12	360.32	2695.19	0.31	17.41	O&M, enter data, check OWS. PW-3 down for bad transducer/radio
6/12/2024	915	-2.25	338.75	7.42	559	57	12.07	856	116	2.5	581	0	3.48	646	37	1	816	15	6.7	19.37	19.37	339.23	7009.75	3050.5	485382.8	504.58	3774.26	0.38	21.54	O&M, enter data, check OWS. PW-3 down for bad transducer/radio
6/5/2024	1130	5	173	3.92	502	63	6.17	740	117	2.5	581	30	11.08	609	39	0.55	801	16	3.78	10.45	10.45	173.38	3959.25	3959.25	484878.22	428.26	3203.38	0.31	14.12	O&M, enter data, check OWS, system inspection, DNAPL removal
5/29/2024	630	0	812.25	16.52	439	25	29.73	623	131	32.92	551	76	12.8	570	40	2.37	785	16	22.7	65.73	65.73	812.01	23637.75	4476	484449.96	595.49	4454.27	0.39	17.35	O&M, enter data, check OWS. PW-1 down for new probe module
5/21/2024	630	-3.5	620.25	13.2	414	78	22.88	492	103	26.23	475	60	10.38	530	33	1.83	769	13	18.42	51.97	51.97	619.78	19161.75	4558.75	483854.47	607.54	4544.40	0.54	17.41	O&M, enter data, check OWS.
5/15/2024	1000	0	479.75	9.92	336	54	17.57	389	104	20.6	415	61	8.17	497	38	1.4	756	13	14.07	40.32	40.32	479.68	14603	4464.5	483246.93	595.55	4454.71	0.52	17.51	O&M, enter data, check OWS.
5/9/2024	1000	-0.75	335.75	6.97	282	74	12.17	285	137	14.2	354	80	5.7	459	52	0.97	743	17	9.83	27.87	27.87	335.62	10138.5	6136.5	482651.38	820.10	6134.35	0.53	17.45	O&M, enter data, check OWS.
5/1/2024	1045	0.5	144.5	2.88	208	56	5	148	99	5.52	274	86	2.13	407	31	0.4	726	13	3.97	11.3	11.3	144.1	4002	4002	481831.28	563.43	4214.46	0.49	17.69	O&M, enter data, check OWS, system inspection, DNAPL removal
4/25/2024	1015	1.25	719	11.08	152	83	27.83	49	147	79.65	188	0	14.37	376	52	2.07	713	17	21.65	93.17	93.17	719.28	22108.75	6370.25	481267.85	852.32	6375.35	0.55	16.47	O&M, enter data, check OWS. Cleaned PW-3 probes
4/17/2024	900	0	525.75	5.9	69	53	20.57	902	150	45.08	188	18	10.92	324	65	1.48	696	17	15.2	58.6	58.6	526.35	15738.5	6094.25	480415.53	814.92	6095.60	0.53	17.02	O&M, enter data, check OWS, Skating Rink& Main site GWS sample, Vessel removal.
4/9/2024	900	-2.5	333.75	2.95	16	7	13.47	752	70	16.12	170	61	6.95	259	42	0.93	679	11	9.23	28.82	28.82	333.93	9644.25	3919	479600.61	524.08	3920.12	0.56	17.38	O&M, enter data, check OWS. Clean probes on all wells
4/4/2024	1130	0.25	216.25	0.17	9	28	8.25	682	116	10	109	102	4.28	217	65	0.57	668	19	5.47	16.67	16.67	216.62	5725.25	5725.25	479076.53	823.62	6160.68	0.47	18.77	O&M, enter data, check OWS.
3/26/2024	1115	1.75	649.25	2.83	981	26	23.12	566	74	27.13	7	58	10.5	152	33	2.13	649	22	22.73	45.12	45.12	644.63	16125	3275	478252.91	442.97	3313.42	0.38	17.48	O&M, enter data, check OWS.
3/20/2024	930	-1.75	503.5	2.82	955	31	17.63	492	73	21.62	949	58	8.17	119	42	1.72	627	644	19.57	35.45	35.45	500.8	12850	4150	477809.94	565.83	4232.41	0.42	16.92	New Carbon and Vessels 3/14/2024. O&M, enter data, check OWS. Cleaned PW-5 probes
3/13/2024	1115	-0.75	337.25	2	924	41	12.07	419	86	14.8	891	69	5.28	77	47	1.12	983	680	15.4	24.23	24.23	334.52	8700	4808.5	477244.11	659.12	4930.22	0.49	6.74	O&M, enter data, check OWS.
3/6/2024	1200	2	170	0.85	883	38	5.6	333	79	6.32	822	61	2.02	30	30	0.45	303	14	3.2	10.38	10.38	167	3891.5	3891.5	476584.99	569.60	4260.61	0.42	22.19	O&M, enter data, check OWS.
2/28/2024	1000	0	690	3.23	845	11	19.33	254	12	55.68	761	9	6.92	0	6	1.38	289	3	12.97	65.33	65.33	691.03	13324	454.5	476015.39	60.72	454.19	0.05	16.11	O&M, enter data, check OWS.
2/21/2024	1000	-4	522	3.23	834	21	18.38	242	86	54.77	752	67	6.55	994	31	1.3	286	16	12.5	63.65	63.65	522.95	12869.5	3830.25	475954.67	510.97	3822.06	0.34	16.55	O&M, enter data, check OWS.
2/13/2024	1400	3	334	2.88	813	45	12.1	156	71	48.03	685	8	4.2	963	27	0.82	270	13	8.65	52.4	52.4	334.12	9039.25	3998	475443.7	535.37	4004.57	0.45	16.56	O&M, enter data, check OWS. Cleaned PW-1 and PW-3 probes
2/7/2024	1100	-5	187	1.2	768	42	6.48	85	98	23.28	677	70	2.2	936	38	0.37	257	17	4.62	27.6	27.6	187.73	5041.25	5041.25	474908.33	673.36	5036.73	0.45	18.17	O&M, enter data, check OWS, system inspection, DNAPL removal
1/30/2024	1600	8	822.75	4.45	726	8	30.97	987	72	93.5	607	117	10.07	898	40	1.88	240	13	20.5	103.46	103.46	822.7	20281	3636.25	474234.97	485.29	3629.97	0.40	16.44	O&M, enter data, check OWS. Cleaned PW-1 and PW-3 probes
1/24/2024	1000	0	670.75	4.15	718	45	25.48	915	96	85.4	490	4	7.88	858	33	1.57	227	17	16.82	91.82	91.82	671.3	16644.75	5187	473749.68	692.72	5181.55	0.45	16.39	O&M, enter data, check OWS. Cleaned PW-3 probes
1/16/2024	1000	0	478.75	1.7	673	28	18.15	819	73	55.17	486	4	5.65	825	27	1.13	210	13	11.55	60.98	60.98	479.12	11457.75	3980.5	473056.96	531.07	3972.40	0.46	16.47	O&M, enter data, check OWS.
1/10/2024	1000	1	334.75	0.65	645	19	12.55	746	71	31.97	482	22	3.75	798	25	0.8	197	12	7.53	334.3	37.45	334.3	7477.25	3098.25	472525.89	413.20	3090.74	0.36	16.46	O&M, enter data, check OWS.
1/4/2024	900	-2.25	189.75	0.42	626	103	7.07	675	98	17.65	460	34	2.07	773	33	0.47	185	16	4.4	20.85	20.85	190.03	4379	4379	472112.69	601.60	4499.97	0.40	17.05	O&M, enter data, check OWS, system inspection, DNAPL removal , Main site GWS sample.

System Operating Data
Excelsior Ave, Former MGP Site
Saratoga Springs, New York

2024 Monthly System Data

Date	Total days system running	Total hours system running	PW-1			PW-2			PW-3			PW-4			PW-5			Transfer pump	Redux 340 Pump to OWS	Redux 620 Pump to OWS	System vapor exhaust pump	Computer Totalizer	City of Saratoga Springs Flow Meter		Total	Average GPM	Average GPM when transfer pump TP-200 is running	Comments
	Days	Hours	Hours	Pump Cycles	AVG Per Day	Hours	Pump Cycles	AVG Per Day	Hours	Pump Cycles	AVG Per Day	Hours	Pump Cycles	AVG Per Day	Hours	Pump Cycles	AVG Per Day	TP-200	MP-600	MP-601	B-500		Reading	Difference				
																		hours	hours	hours	hours	gallons	Cu.Feet	Cu.Feet	gallons	gallons	gallons	
January	34	822.75	4.45	203	6.0	30.97	410	12.1	93.50	181	5.3	10.07	158	4.6	1.88	71	2.1	20.50	103.46	103.46	822.70	20281.00	474234.97	2723.88	20375	0.41	16.56	
February	29	690	3.23	119	4.1	19.33	267	9.2	55.68	154	5.3	6.92	102	3.5	1.38	49	1.7	12.97	65.33	65.33	691.03	13324.00	476015.39	1780.42	13318	0.32	17.11	
March	27	649.25	2.83	136	5.0	23.12	312	11.6	27.13	246	9.1	10.50	152	5.6	2.13	60	2.2	22.73	45.12	45.12	644.63	16125.00	478252.91	2237.52	16737	0.43	12.27	New Carbon and Carbon Vessels
April	30	719	11.08	171	5.7	27.83	483	16.1	79.65	181	6.0	14.37	224	7.5	2.07	64	2.1	21.65	93.17	93.17	719.28	22108.75	481267.85	3014.94	22552	0.52	17.36	
May	34	812.25	16.52	287	8.4	29.73	574	16.9	32.92	363	10.7	12.80	194	5.7	2.37	72	2.1	22.70	65.73	65.73	812.01	23637.75	484449.96	3182.11	23802	0.49	17.48	
June	27	654.5	14.13	382	14.1	24.32	381	14.1	2.50	30	1.1	6.40	150	5.6	8.57	57	2.1	12.20	41.42	41.42	654.75	12847.75	486158.99	1709.03	12784	0.33	17.46	PW-3 down for bad transducter/radio
July	35	836.75	18.38	482	13.8	33.40	405	11.6	0.00	0	0.0	6.75	149	4.3	2.25	75	2.1	15.27	46.95	46.95	837.33	15916.75	488311.25	2152.26	16099	0.32	17.57	PW-3 running manually
August	29	696	18.53	285	9.8	33.17	399	13.8	29.92	204	7.0	74.92	69	2.4	2.10	66	2.3	21.37	96.92	96.92	694.99	20884.75	491096.57	2785.32	20834	0.50	16.25	PW-3 back operating PW-4 Probes Issues
September	27	654.25	14.33	222	8.2	28.08	341	12.6	14.20	205	7.6	6.82	94	3.5	1.72	56	2.1	16.50	44.50	44.50	653.37	17024.00	493380.36	2283.79	17083	0.44	17.26	
October	37	882	16.12	248	6.7	35.55	440	11.9	17.58	258	7.0	7.57	156	4.2	1.68	79	2.1	20.28	54.12	54.12	882.40	20763.25	496154.62	2774.26	20751	0.39	17.05	
November	26	625	10.27	159	6.1	23.77	293	11.3	11.22	168	6.5	5.05	108	4.2	0.93	34	1.3	16.70	35.90	35.90	622.92	13481.75	497955.24	1800.62	13469	0.36	13.44	
December	35	838.5	16.42	247	7.1	32.93	391	11.2	23.67	310	8.9	28.75	138	3.9	2.00	62	1.8	21.77	68.57	68.57	836.43	22427.50	500971.45	3016.21	22561	0.45	17.27	
Totals	370	8880.25	146.29	2941		342.2	4696		387.97	2300		190.92	1694		29.08	745		224.64	761.19	761.19	8871.84	218822.3			220363	0.41	16.42	
Average		740.02	12.19	245	7.9	28.52	391	12.7	32.33	192	6.2	15.91	141	4.6	2.42	62	2.0	18.72	63.43	63.43	739.32							
Total Days Running		370																										

Appendix H – Waste Manifest

NAH-392 SO4758165

NON-HAZARDOUS WASTE MANIFEST	1. Generator ID Number	2. Page 1 of	3. Emergency Response Phone	4. Waste Tracking Number
	NYD980777502	1	800-807-7455	SUN-18352

5. Generator's Name and Mailing Address
Niagara Mohawk Power Corporation (d.b.a National Grid)
ATTN:Steve Stucker
300 Erie Boulevard West
Syracuse, NY 13202
Generator's Phone: 315-247-8490

Generator's Site Address (if different than mailing address)
43 Excelsior Avenue
Saratoga Springs, NY 12866
PH#: 800-807-7455
State ID# 7A-709

6. Transporter 1 Company Name
Sun Environmental Corp.
U.S. EPA ID Number: NYR000176958

7. Transporter 2 Company Name
U.S. EPA ID Number:

8. Designated Facility Name and Site Address
GES Mohawk
120 Dry Road
Oriskany, NY 13424
Facility's Phone: 315-736-8080
State ID# NY-
U.S. EPA ID Number: NYR000005298

	9. Waste Shipping Name and Description	10. Containers No.	10. Containers Type	11. Total Quantity	12. Unit Wt./Vol.	
1.	NONRCRA / NONDOT REGULATED MATERIAL (SPENT CARBON)	10	DM	25T 5000	P	L
2.						
3.						
4.						

13. Special Handling Instructions and Additional Information
01: (5030670) Spent Carbon

J001678

14. GENERATOR'S/OFFEROR'S CERTIFICATION: I hereby declare that the contents of this consignment are fully and accurately described above by the proper shipping name, and are classified, packaged, marked and labeled/placarded, and are in all respects in proper condition for transport according to applicable international and national governmental regulations.

Generator's/Offeror's Printed/Typed Name: Robert W. Notard ON BEHALF OF — Signature — Month 13 Day 19 Year 24

15. International Shipments ☐ Import to U.S. ☐ Export from U.S. Port of entry/exit:
Transporter Signature (for exports only): Date leaving U.S.:

16. Transporter Acknowledgment of Receipt of Materials

Transporter 1 Printed/Typed Name: William L Downing II — Signature — Month 13 Day 19 Year 24

Transporter 2 Printed/Typed Name: Darryl J. Bresee — Signature — Month 13 Day 21 Year 24

17. Discrepancy

17a. Discrepancy Indication Space ☐ Quantity ☐ Type ☐ Residue ☐ Partial Rejection ☐ Full Rejection

Manifest Reference Number:

17b. Alternate Facility (or Generator) U.S. EPA ID Number
Facility's Phone:

17c. Signature of Alternate Facility (or Generator) Month Day Year

18. Designated Facility Owner or Operator Certification of receipt of materials covered by the manifest except as noted in item 17a

Printed/Typed Name: Kaitlin C. Jones — Signature — Month 3 Day 21 Year 24

GENERATOR / TRANSPORTER INT'L / TRANSPORTER / DESIGNATED FACILITY

169-BLC-O 5 11977 (Rev. 9/09)

DESIGNATED FACILITY'S COPY