SITE INVESTIGATION
AND
ANALYSIS REPORT
FOR
SHARON CLEANERS
48 LINCOLN AVENUE
SARATOGA SPRINGS, NY
12866

Dept. of Environmental Conservation
RECEIVED
MAY 14 2001
Regional Engineer - Region 5
Ray Brook, NY 12977

PREPARED BY:

ENVIRONMENTAL HYDROGEOLOGY CORPORATION
900 ROUTE 146
CLIFTON PARK, NEW YORK
12065
518-371-7940

CERTIFIED BY:

Mona M. Zullo
Environmental Scientist

Eric M. Holt, P.E.
Environmental Manager

MAY 10, 2001

TABLE OF CONTENTS

SECTION I

SITE REVIEW

1.00 Background 5

2.00 Off Site Investigation 5
- 2.10 Site Vicinity Map 6
- 2.20 Site Utility Map 7
- 2.30 Groundwater Direction Map 8

3.00 Site Investigation 9
- 3.10 Borings 9
- 3.20 Monitoring Wells 9
  - 3.20.1 2000 Sampling 10
  - 3.20.2 2001 Sampling 12
- 3.30 Boring and Monitoring Well Location Map 15

4.00 Treatment Option Summary 16

5.00 Sampling Schedule Summary 16

SECTION II

AIR SAMPLING

1.00 Air Sampling Summary 19
- 1.10 Ambient Air Quality Result 19
- 1.20 Indoor Air Quality Result Summary 20

SECTION III

SVE SYSTEM

1.00 SVE System Layout 21
- 1.10 SVE System Diagram 21
- 1.20 SVE System Installation 22
  - 1.20.1 SVE Well Installation 22

SECTION IV

MONITORING PROGRAM

1.00 Shed Exhaust Monitoring 23
1.10 System Installation Exhaust Reading Summary 23
1.20 April Exhaust Reading 23
1.30 May Exhaust Reading 23

2.00 Operation and Maintenance 23

SECTION V

HEALTH AND SAFETY PLAN

1.00 Standard Levels of Personal Protective Equipment 24

2.00 Project Personnel 25
2.10 Offsite Project Director/Site Coordinator/Site Safety Office 25
2.20 Field Team Leader 26
2.30 Additional Field Personnel 26

3.00 Site Description and Hazard Assessment 26
3.10 Personal Potential Exposed to Hazardous Substances 27
3.20 Specific Levels of Protection 28

4.00 Health and Safety Requirements 28
4.10 General Safety Practices 28
4.20 Fire Prevention 29
4.30 Soil and Groundwater Investigation 29
4.40 Dust Control 30
4.50 Decontamination Procedures 30
4.60 Decontamination of Equipment 30
4.70 Personnel Decontamination 30

5.00 Personal Training 30

6.00 Contaminated Material Containment and/or Disposal 31

7.00 Accident and Emergency Response 31
7.10 Recognize Emergency Situations 31
7.20 Review of Exposure Symptoms 32
7.30 Procedures for Injury 32
7.40 Procedure for Minor Injury 32
7.50 First Aid Procedures and Emergency Treatment 32

LIST OF FIGURES

FIGURE 1 - Site Maps

LIST OF APPENDICES

APPENDIX A - Soil Boring Logs
APPENDIX B - Hudson Environmental Analytical Results for borings
APPENDIX C - Hudson Environmental Analytical Results for monitoring wells
APPENDIX D - CON-TEST Laboratory Air Sample Results
APPENDIX E - Upstate Laboratory QA/QC Category B Report for MW-1, MW-2, MW-4 and MW-5
APPENDIX F - Upstate Laboratory QA/QC Category B Report for MW-3

SECTION I

SITE REVIEW

1.00 BACKGROUND

The subject site has been utilized as a dry cleaning facility for an estimated 50 years. Haines Dry Cleaners occupied the site for 40 years until it was purchased by Mr. Gerald Hennigan and maintained as a dry cleaners. Sharon Cleaners has occupied the study site since the owner, Jim Smalley, purchased the property from Mr. Hennigan in 1978. According to Mr. Smalley, there have been no changes in the adjacent properties or surrounding land use since 1978.

Beginning in March 2001, the Smalley's retired from the business and the facility is currently being leased by Marc and Luci Guirk with an option to purchase the operation and property. The site is currently occupied by A.J. Cleaners, a dry cleaning business, managed by Marc and Luci Guirk. The Guirk's replaced the self-contained TCE/PCE dry cleaning machine used previously by Sharon Cleaners, with a new machine that utilizes mineral spirits, a petroleum based cleaning solution.

2.00 OFF SITE INVESTIGATION

The adjacent properties and surrounding land use of the site is mainly residential and mixed commercial. Sharon Cleaners, as well as the adjacent properties, are serviced by municipal water and sewer provided by the City of Saratoga Springs. There are no water wells in the area according to the City of Saratoga Springs.

The properties adjacent to the site are occupied by residential homes to the north, east and west of the Sharon Cleaners facility. La Brake Memorials, an established cemetery marker retailer is located north of the site, across Lincoln Avenue. Greenridge Cemetery lies to the south.

The majority of commercial businesses located within the vicinity of the site are located along Broadway, west of the study site. The commercial businesses located at the intersection of Broadway and Lincoln Avenue include: Kimberly Guest House, a bed and breakfast located on the southeast corner, the St. Charles Motel, located on the northeast corner, The Springs Motel, located on the northwest corner of the intersection and a Mobil Station that occupies the southwest corner of the intersection.

Greenridge Cemetery has been located to the south of Sharon Cleaners since it was established in 1880. All of the residential homes to the east of the site, along Greenridge Place are more than 100 years old with the remaining homes in the area ranging in age from 50 to 100 years old. The surrounding commercial businesses such as St. Charles Motel and The Springs Motel have been present prior to 1978.

The Mobil Station located on the southwest corner of Broadway and Lincoln Avenue has changed hands in management though the site was historically used as a gas station. Groundwater contamination has occurred at this site as indicated in the NYSDEC Spill List, Spill Numbers 9801976, 9609618, 9512469, and 9310733. There is no indication from NYSDEC records that contamination has affected the Sharon Cleaners site.

2.10 Site Vicinity Map

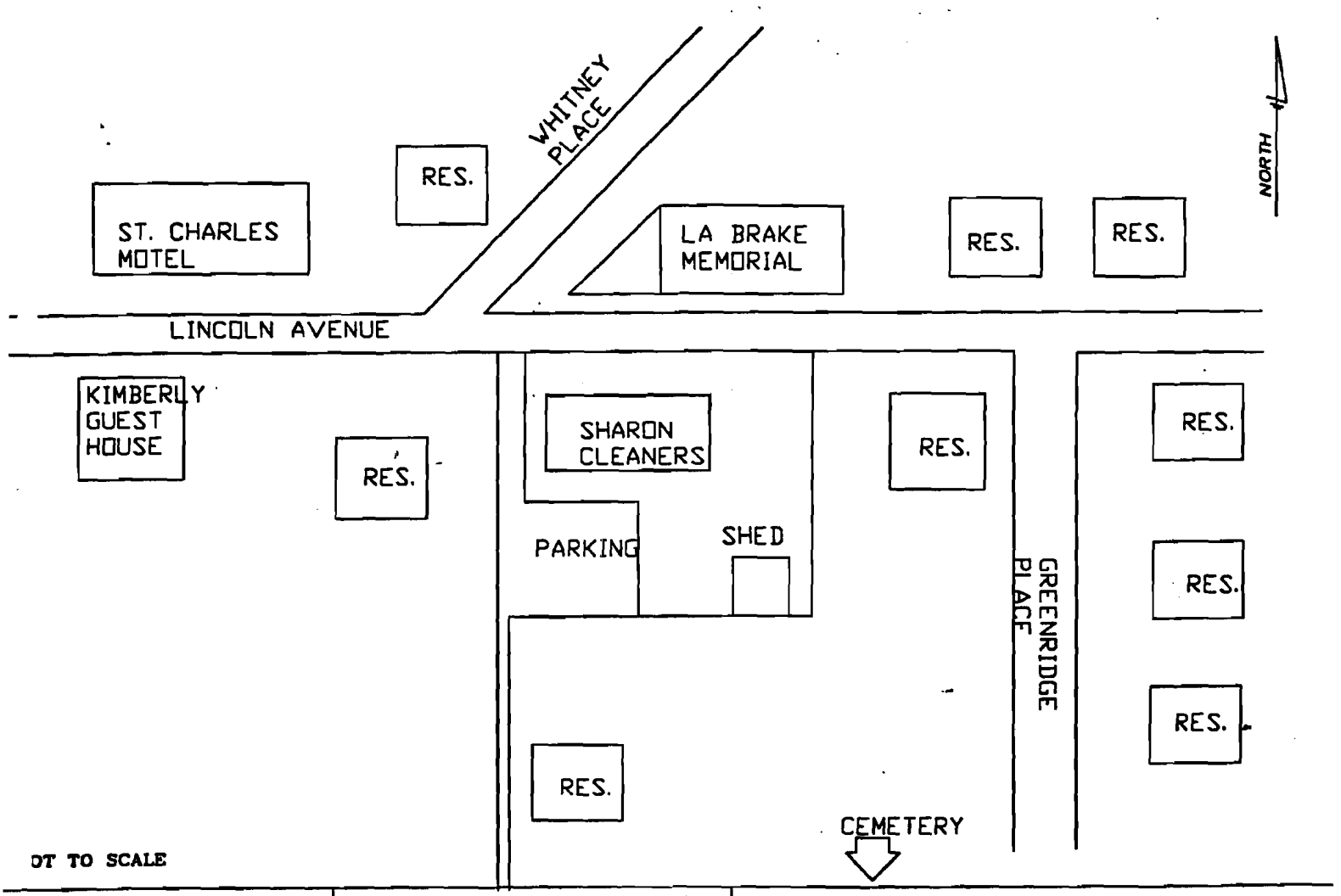

DT TO SCALE

ITE VICINTY MAP
HARON CLEANERS
ARATOGA SPRINGS, N.Y.
EPTEMBER 7, 2000

WATER RESOURCES
CONTAMINANT HYDROGEOLOGY
COMPUTER MODELING
ENVIRONMENTAL SITE ASSESSMENTS
GEOTECHNICAL ENGINEERING
INDUSTRIAL RESOURCE MINING

EHC ENVIRONMENTAL HYDROGEOLOGY CORPORATION
900 ROUTE 146, CLIFTON PARK, NEW YORK 12065 (518)371-7940

2.20 Site Utility Map

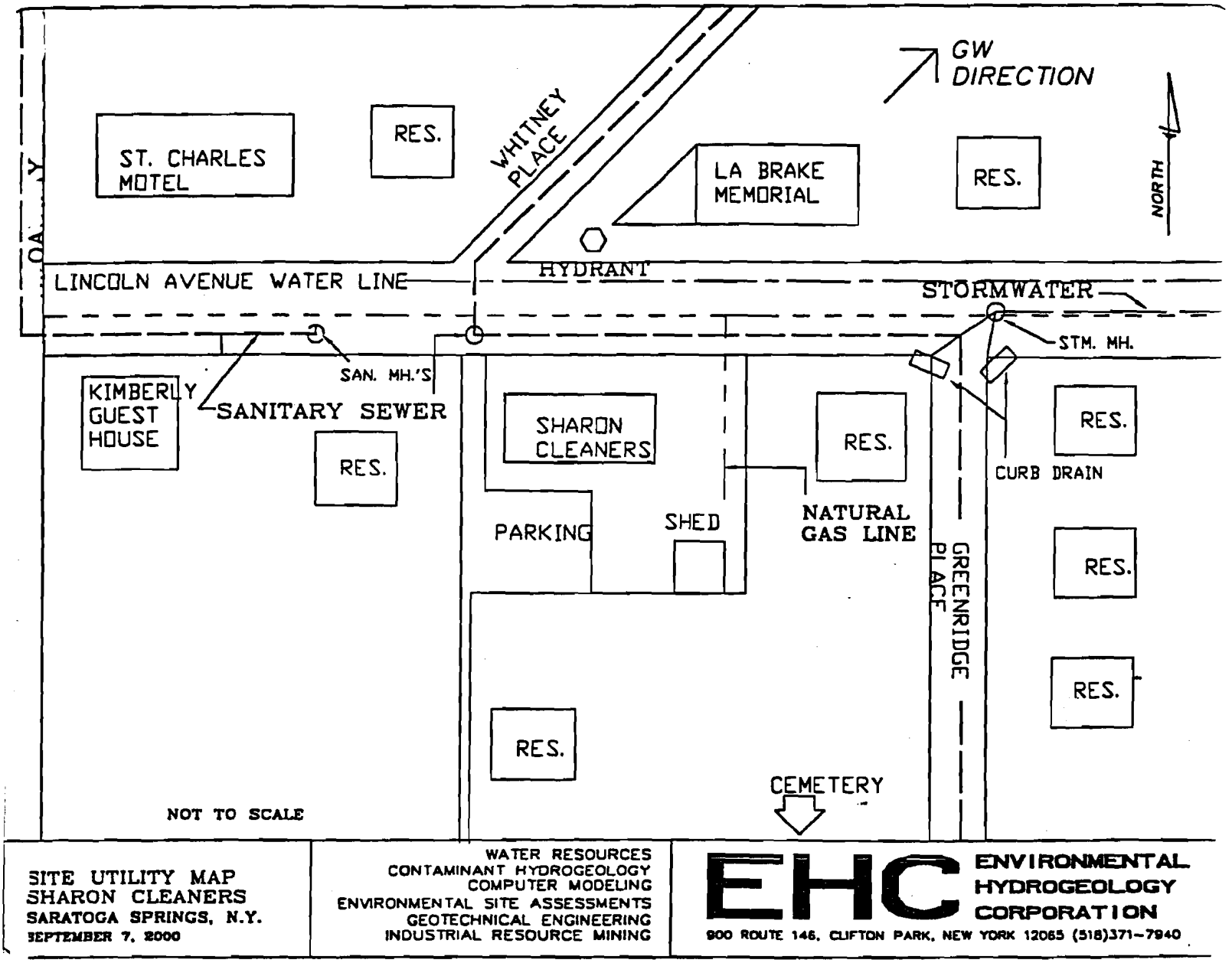

2.30 Groundwater Direction Map

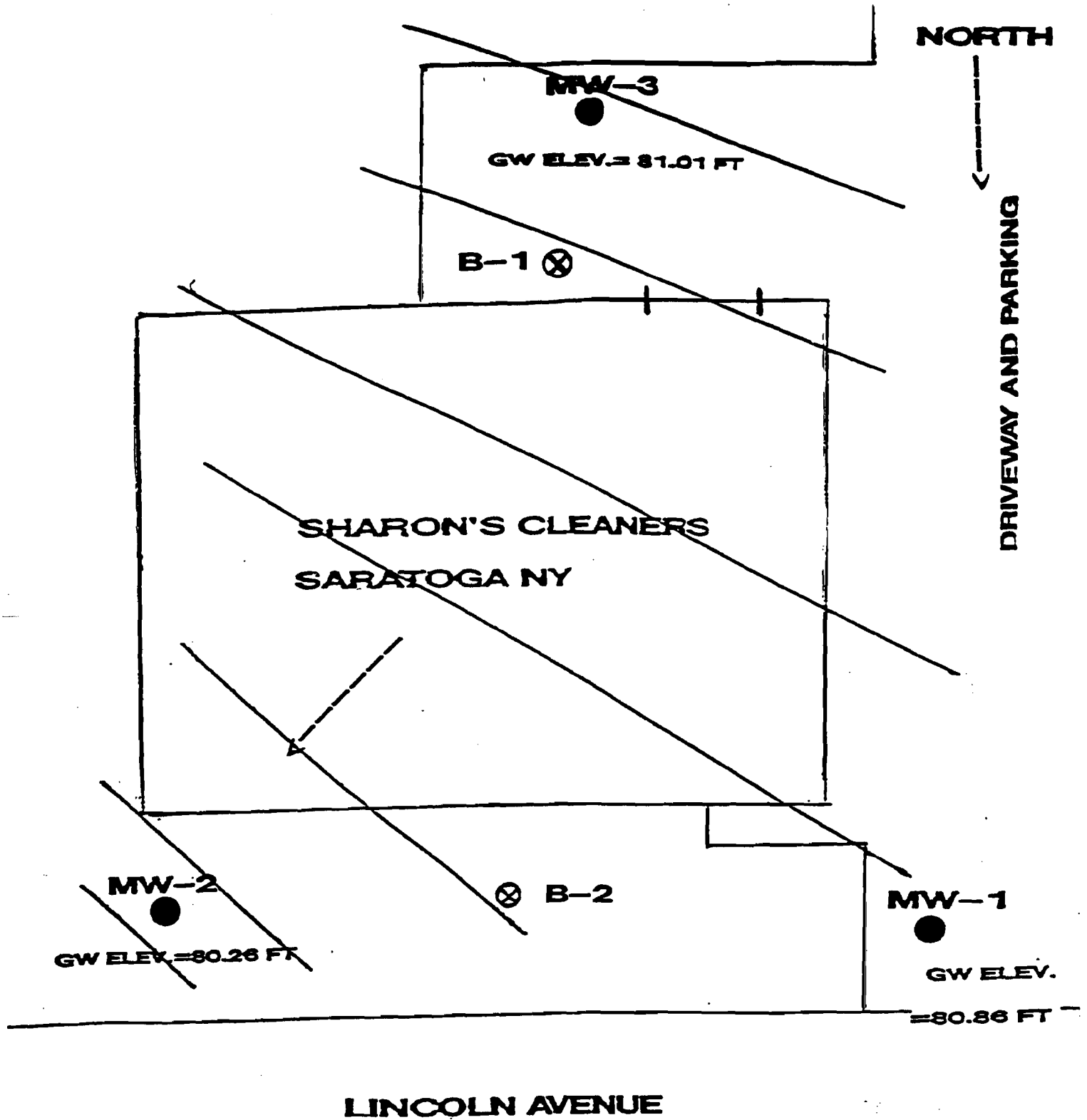

3.00 SITE INVESTIGATION

The subsurface investigations previously conducted at the subject site document contaminants, specifically chlorinated compounds, identified within the soil and groundwater.

3.10 Borings

Two geoprobe borings, labeled B1 and B2 were installed by Marty Rowan of Rowan Environmental Services Inc. on February 25, 2000. Boring B1 was located on the southern side of the parcel, behind the dry cleaning building and boring B2 was located on the northern side of the parcel, in front of the building between the sidewalk and the entrance. The borings were installed to identify potential on-site contaminants as part of a property transaction undertaken by Ballston Spa National Bank.

The two groundwater samples were delivered to Hudson Environmental Services Inc. for analysis by EPA STARS Method 8021 for petroleum chlorinated solvents.

Groundwater Results

Groundwater sample results collected from Boring B1 (rear of building) indicated a tetrachloroethylene reading of 6.4 micrograms per liter (ug/l), which is above the NYSDEC groundwater standard of 5 ug/l. Boring B2 (front of building) found a tetrachloroethylene reading of 27 ug/l. No additional solvents commonly associated with dry cleaning operations were observed.

Additional compounds observed in the rear boring were low levels of MTBE, benzene, toluene, m-Xylene/p-Xylene, c-Xylene and p-isopropyltoluene, all associated with gasoline. The levels detected are low and may be associated with a minor spill on the ground surface or leak from a vehicle. Since the contamination isn't observed in the front boring, the release is believed to have originated on site as a minor spill, perhaps from a lawn mower overfill. Had the contamination originated from a larger, off-site release, the contaminants would probably have been detected in B2.

3.20 Monitoring Wells

Three monitoring wells, labeled MW-1, MW-2, and MW-3 were installed by Marty Rowan of Rowan Environmental Services Inc. using a truck-mounted Geoprobe 5400 on March 22, 2000 with two additional monitoring wells, MW-4 and MW-5, being installed at the direction of the NYSDEC the following year on March 1, 2001 by Aquifer Drilling and Testing, Albany NY using a truck-mounted auger drill rig.

Monitoring wells 1, 2 and 4 are located on the northern side of the parcel, in front of the building. MW-3 is located on the south side of the building, upgradient from the contamination plume and MW-5 is located off site, across Lincoln Avenue, down gradient of the contamination plume.

MW-1 is located within the northwest corner off the property within the paved parking area adjacent to the site entrance. MW-1 was drilled to a depth of 20 feet and consists of a 1" solid casing PVC from the surface to a depth of ten feet and a 0.020-slot screen casing from 10 to 20 feet.

MW-2 is located on the northeast corner of the site property within the grass area adjacent to the sidewalk separating the site from the neighboring property. MW-2 was drilled to a depth of 20 feet and consists of a 1" solid casing PVC from the surface to a depth of ten feet and a 0.020-slot screen casing from 10 to 20 feet.

MW-3 is located in the southeast corner of the paved parking area, across from the garage door located on the south side of the dry cleaning building. MW-3 was drilled to a depth of 22 feet and consists of a 1" solid casing PVC from the surface to a depth of ten feet and a 0.020-slot screen casing from 10 to 22 feet.

MW-4 is located adjacent to MW-2 to the west within the middle of the front lawn area. MW-4 was drilled to a total depth of 31 feet and has 10 feet of 1" 0.020-slot screen from a depth of 21 to 31 feet with 1" solid casing PVC extending to the ground surface.

MW-5 is located off site across Lincoln Avenue within the Right of Way in front of La Brake Memorial. MW-5 was drilled to a depth of 20 feet with 10 feet of 2" 0.020-slot screen PVC from a depth of 20 to 10 feet with solid 2" PVC extending to the ground surface.

The monitoring wells installed were not related to the borings drilled, sampled and closed in the previous investigation.

3.20.1 2000 Sampling

Composite soil samples representing a depth of 0-16 feet were collected on March 22, 2000 during the installation of MW-1, MW-2 and MW-3 with grab-groundwater samples collected for laboratory analysis.

Continuous soil core samples were collected using four-foot long, two-inch diameter stainless steel sampling tubes. Prior to soil sample collection, a disposable acetate liner was inserted into the sampling tube. The sample tube was then driven into the desired sample interval. Upon retrieval, the acetate liner containing the soil sample was removed from the stainless steel sampling tube for observation by EHC's on-site environmental scientist. The three composite soil samples were delivered to Hudson Environmental Services Inc. for analysis by EPA Method Full 8021 for total volatile organic compounds (VOCs) and the results were as follows:

Soil Results

The analytical results indicated the presence of tetrachloroethene within the soil samples at each boring and trichloroethene detected at MW-1. There were no additional petroleum related or chlorinated compounds detected.

MW-1

Soil sample results collected from MW-1 (front of building-west side) labeled EHC-B1 (0-16) indicated the presence of trichloroethene with a concentration of 15.0 micrograms per kilogram (ug/kg) and tetrachloroethene with a concentration of 110.0 micrograms per kilogram (ug/kg). There were no additional reportable solvents commonly associated with dry cleaning operations were detected at MW-1.

MW-2

Soil sample results collected from MW-2 (front of building-east side) labeled EHC-B2 (0-16) indicated the presence of tetrachloroethene with a concentration of 151.0 ug/kg. No additional solvents commonly associated with dry cleaning operations were detected at MW-2.

MW-3

Soil samples collected from MW-3 (back of building-south side) labeled EHC-B3 (0-16) indicated the presence of tetrachloroethene with a concentration of 175.0 ug/kg. No additional solvents commonly associated with dry cleaning operations were detected at MW-3.

The grab-groundwater samples were collected from the finished wells, MW-1, MW-2 and MW-3 using a 0.75" bailer with each well purged of a minimum of three well volumes prior to the collection of a water sample. The three grab water samples were delivered to Hudson Environmental Services Inc. for analysis by EPA Method Full 8021 for total volatile organic compounds (VOCs) and the results were as follows:

Groundwater Results

The analytical results indicate the presence of tetrachloroethene within all of the groundwater samples and trichloroethene detected at MW-1 and MW-2. There were no additional chlorinated compounds detected.

MW-1

Groundwater samples collected from MW-1 indicated the presence of both trichloroethene and tetrachloroethene. Trichloroethene was detected in a concentration of 1.2 micrograms per liter or ug/l and tetrachloroethene was detected in a concentration of 17.0 ug/l. There were no additional chlorinated compounds detected at MW-1.

MW-2

Groundwater samples collected from MW-2 indicated the presence of both trichloroethene and tetrachloroethene. Trichloroethene was detected with a concentration of 11.0 micrograms per liter or ug/l and tetrachloroethene was detected with a concentration of 875.0 ug/l. There were no additional chlorinated compounds detected at MW-2.

MW-3

Groundwater samples collected from MW-3 indicate the presence of tetrachloroethene. Tetrachloroethene was detected with a concentration of 29.0 ug/l. No additional chlorinated compounds detected at MW-3.

3.20.2 2001 Sampling

MW-4

Additional soil sampling was conducted during the installation of MW-4 on February 28, 2001 as required by NYSDEC, for the purposes of obtaining discreet soil samples just above and below the groundwater table, into the saturated zone. Based on a groundwater depth of approximately 17 feet, soil samples were collected at depths of 15'-19', 19'-23', 23'-27' and 27'-31'. The soil samples were delivered to Upstate Laboratories Inc., Albany, New York for laboratory analysis by EPA Method 8260, which detects the contaminants of concern, including perchloroethylene (PCE) and trichloroethylene (TCE). Method 502.2 could not be utilized due temporary instrumentation problems at the Upstate Laboratory. The lab director indicated that Method 8260 could be run as an alternate, which would result in lower detection limits. This option was discussed and approved by Mr. Russ Mulvey. The purpose of the interval sampling was to determine whether chlorinated compounds have migrated through the soil leaving residual contamination.

Soil Results

The results indicate a single tetrachloroethene hit of 15 ppb at fifteen feet below grade with no levels exceeding the detection limit at greater depths.

Acetone and/or methylene chloride were observed in the subsequent samples, however, the low level concentrations can be attributed to laboratory contamination according to Mr. Phil Shaw, Upstate Laboratories Inc.

No compounds were detected including any compounds relating to dry cleaning fluids in the groundwater sample collected from MW-4, which further supports laboratory contamination.

Additional groundwater samples were collected from monitoring well MW-1, MW-2, MW-4 and MW-5 on March 2, 2001 with groundwater samples collected at MW-3 on April 12, 2001 due to heavy ice and snow cover impeding access to the monitoring well area. Each monitoring well was purged of a minimum of three well volumes prior to the collection of a water sample. The water samples were delivered to Upstate Laboratories Inc., Albany, New York for laboratory analysis.

The analytical method requested for sample analysis was EPA Method 502.2, as per the Work Plan / Health and Safety Plan. Laboratory representatives contacted EHC pertaining to samples collected from MW-1, MW-2, MW-4 and MW-5 with regard to temporary problems in the instrumentation for method 502.2 (i.e. Gas Chromatograph). The laboratory requested a change in method to insure QA/QC accuracy from 502.2 to EPA Method 8260, which uses a GC Mass Spec that has a lower detection limit. Samples collected from MW-3 were also analyzed Method 8260 to be consistent with the previous sample. Method 8260 is comparable to the 502.2 Method and as a cost saving measure, Method 8260 will only be utilized for the initial sampling event. The temporary change in analytical method was approved by Mr. Russ Mulvey prior to analysis of the samples.

MW-1

Two compounds were detected within monitoring well MW-1; chloroform (CAS 67-66-3) and tetrachloroethene (CAS 127-18-4). The chloroform was noted on the GCMS chart at 2 parts per billion (ppb), below the groundwater limit of 7 ppb. Chloroform was not detected within another sample collected. The tetrachloroethene observation at 12 ppb was consistent with contaminant migration along the edge of the groundwater plume.

MW-2

The MW-2 sample was designated by Upstate Laboratories Inc. as MW-2DC to indicate that the sample was diluted for analysis due to a high concentration of 2-Butanone (CAS 78-93-3) also known as MEK. 2-Butanone, also detected within MW-5 appears to be related to lab contamination, particularly in MW-5, however, it also appears to have been influenced by solvents used to clean glue joints for the SVE well that was being installed at the same time as the well sampling. No 2-Butanone was observed in other water samples, particularly MW-4 that is located adjacent to MW-2.

2-Butanone, at the concentration observed in MW-2, may have also been detected in MW-4, had the compound actually been in the groundwater although the water sample for MW-4 was collected at a greater depth than MW-2.

In addition, no 2-Butanone was observed in any of the soil samples collected from MW-4, also indicating the high probability of non-groundwater related contamination.

MW-3

MW-3 is located in the southern parking lot, upgradient from the dry cleaning facility. No compounds, particularly chlorinated compounds were detected within MW-3, which confirms no contaminant migration from off site sources.

MW-4

No compounds were detected within MW-4, which indicate chlorinated compound migration in the direction of the plume beneath the structure.

MW-5

MW-5 is located on the north side of Lincoln Street across from Sharon Cleaners and in the direction of the contamination plume. Three compounds were detected; methylene chloride (CAS 75-09-2), 2-butanone (CAS 78-93-2) and tetrachloroethene (CAS 127-18-4); two relating to laboratory contamination with the presence of tetrachloroethene indication plume migration across the street.

3.30 Boring and Monitoring Well Location Map

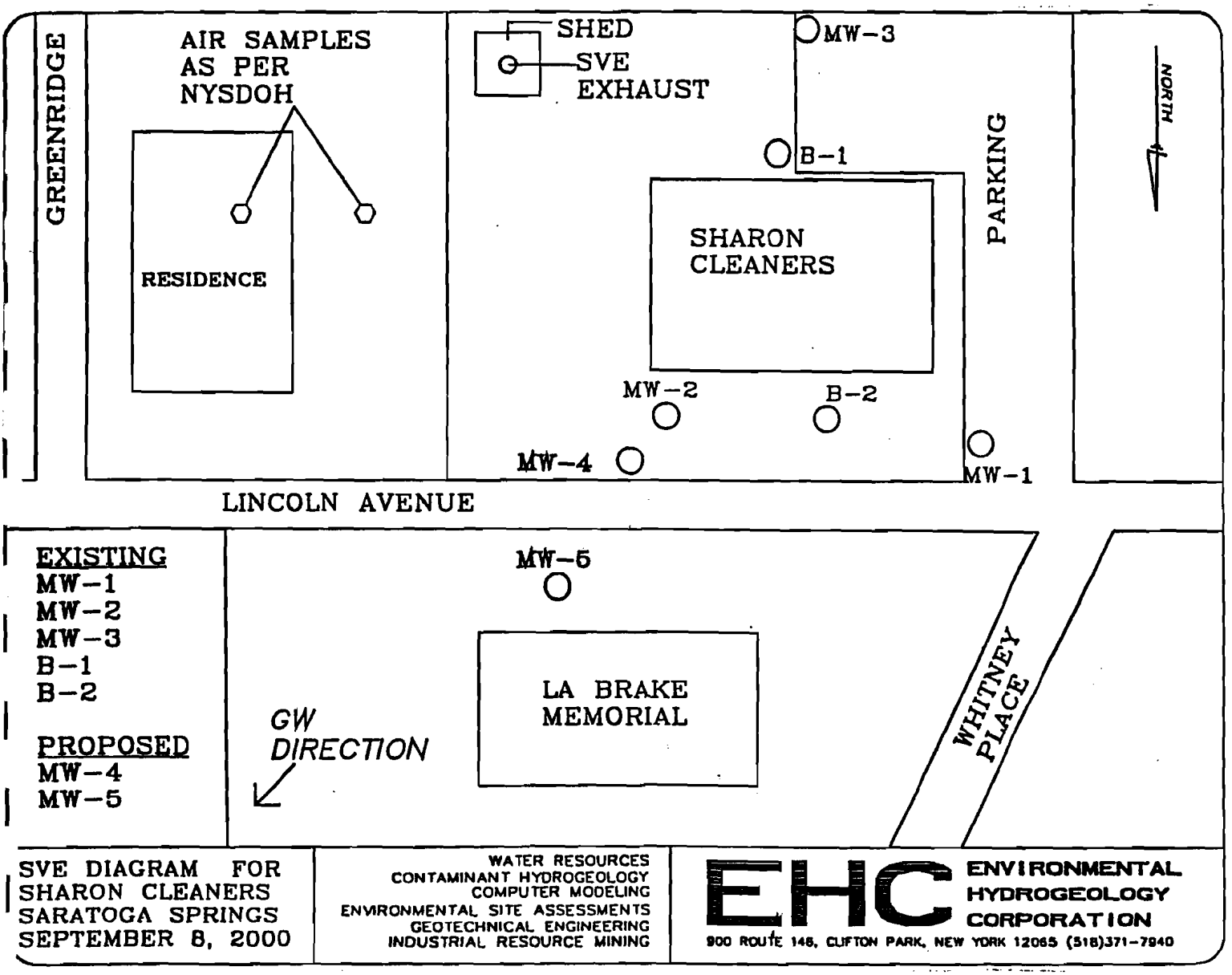

4.00 TREATMENT OPTION SUMMARY

Treatment systems used to remediate VOC's, including PCE and TCE were considered for the Sharon Cleaner site and included the following:

- Soil Vapor Extraction, SVE
- Sparge/SVE system
- Groundwater Pump and Treat

Each option was examined based on site conditions, concentrations of contaminants, direction of groundwater flow and plume migration.

Soil Vapor Extraction (SVE) System

The SVE system consists of a vacuum pump, slotted well points to extract vapors from the soil above the groundwater table and an exhaust stack. The vacuum wells extracts vapors from the groundwater surface and soil on a continuous, 24-hour basis, which are vented into the atmosphere. The system effectively remediates both PCE and TCE from the soil and the groundwater at a low operation cost to the responsible party.

Sparge/Vacuum System

A sparge/vacuum system requires in addition to the basic SVE system, sparge wells, blower and piping to inject air into the groundwater, which then volatilizes contaminants into the soil. Once above the groundwater surface, the SVE would extract contaminants by vacuuming. The combined sparge/SVE system increases the efficiency of remediation.

Pump and Treat

The pump and treat method reduces contaminant levels directly from the groundwater by use of a pump, piping and carbon filter with a discharge to the municipal sewer. Review of the pump and treat method with NYSDEC remediation specialist indicated that the method has a low efficiency and does not extract contaminants above the groundwater, which can migrate into the water over time.

The basic SVE system was selected as a remediation option since they are affective in removing VOC's from a wide area at minimal expense. The two SVE wells are capable of extracting vapors from the front yard, beneath the building and portions of the area beneath Lincoln Avenue. The sparge/SVE system was not selected at this time since there were no TCE/PCE contaminants in the 31-foot well, which indicates that the contaminants appear to be at or near the groundwater surface.

5.00 SAMPLING SCHEDULE

The following is a summary of the sampling schedule submitted prior to system installation to Mr. Russ Mulvey, NYSDEC Region 5 on September 27, 2000 for the study site.

The analytical methodology chosen by EHC for the soil and groundwater samples was determined by following factors: target contaminants, type of instrumentation used, detection limits and cost per sample.

Air Sampling

Air sampling will be conducted prior to system installation outside the Sharon Cleaners building and within the basement of the home of Mrs. Gillespie, a private residence located adjacent to Sharon Cleaners on the eastern side near the corner of Lincoln Avenue and Greenridge Road. The method and analytical method was coordinated with John Sheehan, NYSDOH BEEI.

The air sampling containers used were Summa Canisters, provided by CON-TEST Laboratories, East Longmeadow, MA that were set simultaneously for an interval of four (4) hours as outlined by John Sheehan. One canister was placed in the basement of Mrs. Gillespie's home with the other placed outside between the Sharon Cleaners building and the Gillespie residence. The outside air sample, as requested by Mr. Sheehan, was used to provide a background sample to determine whether the basement sample has interference from air emissions from Sharon Cleaners. The air samples was sent to CON-TEST Laboratory and analyzed for perchloroethylene and tetrachloroethylene by EPA Method TO14 using a GC Mass Spec that has a detection limit of 0.5 parts per billion (ppb).

The analytical method chosen for the groundwater samples is EPA Method 502.2, which is performed on a Gas Chromatograph and has a detection limit of 0.5 ppb. The soil samples will be analyzed by EPA Method 8021, which is also performed on a Gas Chromatograph. All of the samples will be analyzed by Upstate Laboratories Inc., Albany NY, USEPA CLP certified laboratory.

SVE exhaust is sampled by use of a Sensidyne Model 800 syringe type sampler. Results for March, April and May indicate that TCE /PCE is being extracted as planned.

Soil Sampling

Soil sampling was conducted during the installation of MW-4 for the purposes of obtaining discreet soil samples just above and below the groundwater table; into the saturated zone. Based on a groundwater depth of approximately 17 feet, soil samples were collected at depths of 15'-19', 19'-23', 23'-27' and 27'-31'. As a cost savings measure, the soil samples will be analyzed by EPA Method 8021 limited scan, which

detects the contaminants of concern, including perchloroethylene (PCE) and trichloroethylene (TCE).

No additional soil sampling is scheduled for this site.

Groundwater Sampling

Groundwater samples will be collected from the finished wells, as well as, the established monitoring wells with each well purged of a minimum of three well volumes prior to the collection of a water sample.

The first sampling event will consist of groundwater samples being collected from each existing and two new monitoring wells on site. The groundwater samples will be analyzed by EPA Method 502.2 limited scan which detects the contaminants of concern, including perchloroethylene (PCE) and trichloroethylene (TCE).

After the initial sample collection, groundwater sampling events will occur quarterly (four events per year) where each monitoring well is sampled for chlorinated compounds, particularly, PCE and TCE to determine system efficiency. One (1) groundwater sample will be collected from each well and analyzed by EPA Method 502.2.

EHC will perform monthly visits to the facility to scan the vacuum exhaust with a Sensidyne Model 800 to determine volatile organic concentrations in the air stream, check equipment operation and adjust vacuum levels to each well. The equipment check and Sensidyne scanning will occur each month with the additional groundwater sampling quarterly, one every three months or four (4) times per year.

SECTION II

AIR SAMPLING

1.00 AIR SAMPLING SUMMARY

Air sampling was conducted on site prior to the system installation on February 28, 2001. As per the Site Work Plan, two Summa canisters were used for obtaining one outdoor background sample, located behind the Sharon Cleaners facility and one indoor sample from the basement of the closest next-door neighbor, Ms. Mary Gillespie, 50 Lincoln Avenue. The samples were collected at each location simultaneously, over a four-hour period.

Initially, the results were reported in units of PPBv- parts per billion-volume. For standard comparison purposes, EHC requested that CON-TEST submit a revised version of the results reporting in units of ug/m3.

The results found both indoor and outdoor samples to have non-detectable concentrations of trichloroethene with tetrachloroethene reporting below 7.0 ug/m3. There does not appear to be any significant difference between the indoor and the outdoor samples.

A telephone conversation with Mr. John Sheehan confirmed that results appear to be background and no problems are apparent with the sample results.

1.10 Indoor Air Quality Result Summary

The indoor air sample was collected within the center of the Gillespie basement using a Summa Canister labeled, A1. The sample time began at 2 p.m. and ended at 6 p.m. equaling a total sample interval of four hours.

The indoor air quality results for sample A1 are as follows:

Parameter	Result in PPBv	Minimal Detection Limit PPBv	Result in ug/mg3	Minimal Detection Limit ug/mg3
Trichloroethene	ND	0.5	ND	2.7
Tetrachloroethene	1.0	0.5	6.8	3.4

1.20 Ambient Air Quality Results

The outdoor air sample was collected in back of the Sharon Cleaners facility near the shed using a Suma Canister labeled, A2. The sample time began at 2 p.m. and ended at 6 p.m. equaling a total sample interval of four hours.

The outdoor air quality results for sample A2 are as follows:

Parameter	Result in PPBv	Minimal Detection Limit PPBv	Result in ug/mg3	Minimal Detection Limit ug/mg3
Trichloroethene	ND	0.5	ND	2.7
Tetrachloroethene	0.83	0.5	5.6	3.4

SECTION III

SVE SYSTEM

1.00 SVE SYSTEM LAYOUT

The remediation system selected by EHC for Sharon Cleaners is a Soil Vapor Extraction System that was also reviewed for use by NYSDEC and NYSDOH representatives, based on the types of contaminants found as well as the concentrations detected therein.

The system is comprised of two, 20 foot, 4" PVC soil vapor extraction wells located on the northern end of the property in front of the building that are connected by 2" PVC pipe running along the eastern property line to a Fuji blower located on a concrete slab, enclosed by a shed; presently located in the southeast corner of the property. Each well has ten feet of 0.020-slotted pipe for vapor extraction with a ten-foot solid well section extending to grade.

There are a total of five monitoring wells to monitor and determine the efficiency of the system; four monitoring wells are on site and one off-site, across Lincoln Avenue.

1.10 SVE System Diagram

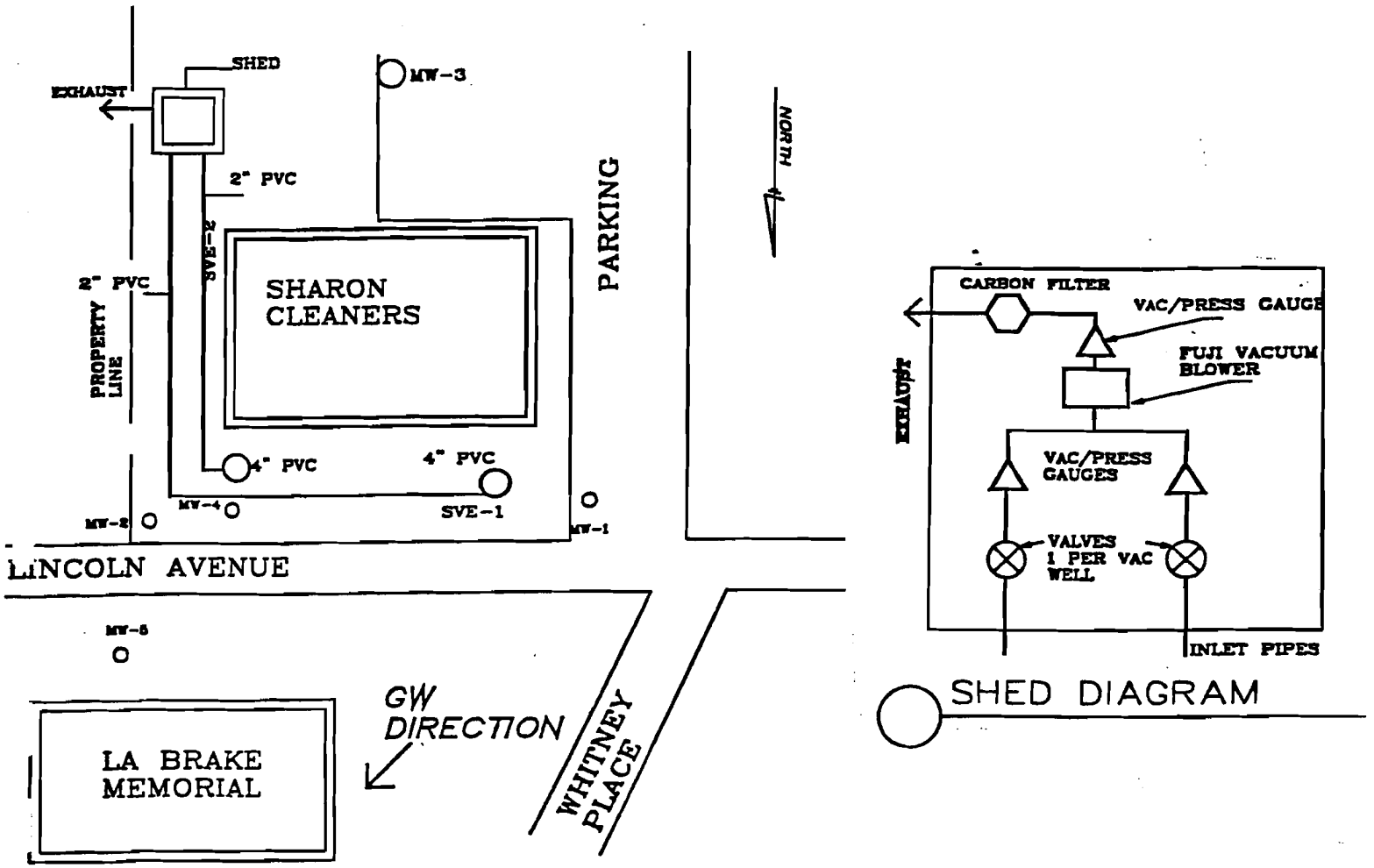

1.20 SVE System Installation

The SVE system installation was conducted on February 27, 2001 through March 2, 2001. Aquifer Drilling and Testing, Albany, NY was contracted to perform the drilling procedures for the two SVE wells required for the system operation. H&M Oil Co., Schenectady, New York was contracted as the piping and blower installation contractor that connected the entire system for operation on Friday March 2, 2001.

Following discussions with NYSDEC personnel, the 2-4" PVC SVE wells were installed at this time to minimize the additional expense to the Smalley's due to the added expense of the driller to return at a later date.

1.20.1 SVE Well Installation

The SVE wells were installed on February 28, 2001 by ADT with a truck mounted auger drill rig using 8 ¼ inch augers. The PVC wells were drilled to the top of the groundwater table, bedded with coarse morie sand to six feet below grade and sealed with two feet of bentonite clay. The well casings were extended to grade, each assembled with a PVC 4x2 "T" and plumbed with 2-inch PVC pipe extending along the eastern side of the building to the vacuum shed located on the southeast corner of the property. The system began operating continuously on March 5, 2001.

SECTION IV

MONITORING PROGRAM

1.00 SHED EXHAUST MONITORING

Monthly visits will be conducted to scan the vacuum exhaust with a Sensidyne Model 800 as per the pre-submitted sampling schedule, to determine volatile organic concentrations in the air stream, check equipment operation and adjust vacuum levels to each well.

1.10 Initial Exhaust Reading

The initial exhaust air reading for the system was taken at noon on Thursday March 8, 2001 by NYSDEC representative, Mr. Russ Mulvey. The initial reading recorded after three days of continuous operation was 20-22 ppm.

1.20 Exhaust Reading for April

The exhaust reading for April was taken at 12:30 p.m. on April 12, 2001 using a Sensidyne Model 800 with a trichloroethylene sample tube #134SA. The reading recorded for April was 10 ppm with continuous operation since the systems initial installation.

1.30 Exhaust Reading for May

The exhaust reading for May was taken at 2 p.m. on May 7, 2001 using a Sensidyne Model 800 with a trichloroethylene sample tube #134SA. The reading recorded for May was 10 ppm with continuous operation since the systems initial installation.

2.00 OPERATION AND MAINTENANCE

The SVE system is designed for 24-hour per day operation and requires periodic maintenance to drain water from the moisture separator, examine the air filter for clogging and to provide normal pump operation as per the Fuji operation manual. All operations and site inspections are logged on site on the form located next to the blower within the shed.

SECTION V

HEALTH AND SAFETY PLAN

This health and safety plan describes the procedures to be implemented by the Environmental Hydrogeology Corporation (EHC) during the installation and operation of the proposed Soil Vapor Extraction System (SVE) at Sharon Cleaners, Saratoga Springs, New York. It is our policy to conduct all activities in a manner designed to protect the health and safety of project personnel and the public. All of the proposed work will be conducted in accordance with applicable federal, state and local regulations.

EHC recognizes that the potential exists for exposure to volatile organic compounds (VOCs) during the installation and operation of the SVE system within the designated property boundaries as well as off-site areas. The main element of the plan is to ensure personnel protection, air quality control and decontamination procedures.

1.00 STANDARD LEVELS OF PERSONAL PROTECTIVE EQUIPMENT

Level A: Fully Encapsulating Chemical Resistant Suit and SCBA
Self contained breathing apparatus with fully encapsulated suit.

Should be worn when highest levels of respiratory, eye and skin protection is needed.

Level B: SCBA and Some Chemical Protective Clothing
Breathing apparatus (4 hour portable or line) with TYVEK SARAN disposable suit (with chemical splash suits, if necessary), boots and gloves (double NEOPRENE over VITON)

Should be worn when highest level of respiratory protection is needed but a lesser level of skin protection is required. Minimum level for IDLH atmospheres.

Level C: Air Purifying Respirator with Chemical Resistant Clothing
Full or half faced APR, carbon canister for standard organics, acid gasses, radio-nucleotides, fumes, mists, dust, particulates, TYVEK-SARAN or poly-laminated coveralls, safety boots, gloves (NEOPRENE over VITON), hard hats with integral face shield and goggles and personal first aid kit

Should be worn when criteria for using air-purifying respirators are met.

Level D: "Normal Work Clothes"
Includes designated apparel: gloves, goggles if required, first aid kit
Respirator use is optional and must be available at all times

Should be worn only as a work uniform and not on any site with respiratory or skin hazards. Work clothes provide little if any protection against chemical hazards.

Level D is currently recommended for the most activities proposed. The "normal work clothes" of EHC personnel include boots, gloves and optional earplugs when working around heavy machinery. Level D personal protective equipment has been used for prior investigations on site and will continue to be utilized unless conditions warrant a change.

2.00 PROJECT PERSONNEL

EHC personnel will oversee all phases of the SVE system installation and operation. The following structure will be instituted for the purpose of successfully and safely completing the project work.

2.10 Project Director/Project Manager/Site Coordinator/Site Safety Officer

Name: Eric M. Holt, P.E.

Duties: Responsible for implementing the project, overall coordination, oversight, and obtaining any necessary personnel and/or resources for the completion of the project. The specific duties will include the following:

- Coordinating the activities of all subcontractors
- Ensuring that the tasks assigned are being completed as planned and on schedule.
- Ensuring that all personnel allowed to enter the site (i.e. EPA, contractors, government officials, visitors) are made aware of the potential hazardous associated with the substances known or suspected to be on site.
- Approving the selection of the level of personal protective equipment (PPE) to be used on site for specific tasks
- Monitoring the compliance activities and documentation processes undertaken at the site
- Monitoring the compliance of field personnel for the routine, proper use and inspection of the PPE that has been designated for each task
- Stopping the work on site if any operation threatened the health and safety of workers or the public
- Changing work assignments or procedures if they are endangering the health and safety of the individual or anyone in the vicinity
- Knowing emergency procedures, evacuation routes and telephone numbers of the ambulance, local hospital, poison control center, fire and police departments

2.20 Field Team Leader

Name: Mona M. Zullo, Environmental Scientist, EHC

Duties: In the event that the Project Manager/Site Safety Officer is not on site, the field team leader will assume all responsibility for enforcing safety procedures. The additional specific duties include:

- Working with the Site Safety Officer to determine the adequate protection levels
- Reviewing site conditions which may adversely affect the health and safety of field personnel
- Reporting to the Site Safety Officer any potentially hazardous conditions
- Managing all daily operations on site
- Maintaining controlled access to hazardous areas

2.30 Additional Field Personnel

All field personnel, including subcontractors, shall be responsible for acting in compliance with all safety procedures outlined in the Site Health and Safety Plan. Any hazardous work situations or procedures should be reported to the Site Safety Officer so that corrective steps can be taken. All site personnel will hold current OSHA certification according to 29 CFR 1910.120.

3.00 SITE DESCRIPTION AND HAZARD ASSESSMENT

The subject site is located at 48 Lincoln Avenue in the City of Saratoga Springs New York. There site contains one, one-story masonry building and a wooden shed located in the southeast corner of the property. The building is bordered by a paved parking lot on the ~~east~~ west side and grassy areas line the north, east and south side of the parcel. The age of the building exceeds fifty years and historically the building has been utilized as a dry cleaning facility. Mr. Jim Smalley, the current owner of Sharon Cleaners has owned the property since 1978.

The source of contamination does not appear to have occurred at the rear overhead door or dumpster located on the back side of the building. The source appears to have originated beneath the concrete floor, possibly from the trenches (located in the center of the building) that were filled with concrete prior to Smalley's reportedly occupying the building.

Contaminant concentrations were detected in the monitoring wells located on the northern site boundary, which indicates migration off site, beneath Lincoln Avenue, in a northeastern direction.

Based on the groundwater flow direction towards the northeast, the contamination would first have to transverse Lincoln Avenue before coming into contact with private property.

Contaminants were detected at a minimum depth of 16.5 feet below grade, which would result in no direct contact with humans or animals living or working across Lincoln Avenue.

There is little to no potential for municipal worker or contract excavator exposure if excavation is required in the street.

There is no evidence that suggests that additional investigation poses immediate dangers to life or health (IDLH) or may cause death or serious harm.

The principal hazards related to the potential exposure are due to the following conditions:

- VOCs may be encountered during the well installation and sampling operation resulting in an inhalation hazard. Significant potential exposures are strongly dependent on major quantities of water being available to the air of volatilization of organic compounds.

  Fortunately, only small quantities of water, three well volumes for sampling, will be available for volatilization.

- Skin contact with contaminants may occur during the cleaning and maintenance of probes and/or soil sampling equipment. Eye contact may result from splashing during these same operations.

- Soil vapor and air quality monitoring equipment will be used to determine levels of personal protective equipment to be used for each task.

  A carbon canister will be placed on the system exhaust to minimize the potential for VOC inhalation by workers or surrounding residents.

- Ingestion of contaminants will be controlled by prohibiting all eating, smoking, drinking or application of cosmetics in areas of possible contamination.

3.10 Personal Potential Exposed to Hazardous Substances

Authorized personnel only will be permitted within the designated drilling/working area. The following persons may be potentially exposed to possible contamination:

1) EHC personnel
2) Drilling Subcontractors
3) Sharon Cleaners Personnel

3.20 Specific Levels of Protection

Most tasks will be performed under Level D Health and Safety Protection unless HNu response levels of >5 ppm is obtained, in which case Level C protection will be utilized.

4.00 HEALTH AND SAFETY REQUIREMENTS

4.10 General Safety Practices

Personnel who regularly conduct field investigations that require the use of respiratory protective equipment should not have beards, as they interfere with the satisfactory fit of the mask-to-face seal.

Contact with contaminated surfaces or surfaces suspected of being contaminated should be avoided.

Medicine and alcohol can increase the effects of exposure to toxic chemicals. Prescription drugs should not be taken by personnel assigned to operations where the potential for absorption, inhalation or ingestion of toxic substances exists; unless specifically approved by a qualified physician.

Drinking and driving, as well as driving at excessive speeds is prohibited.

No person should work alone on a potentially dangerous site. However, when it is necessary to work alone, personnel should avoid any potentially dangerous environments or situations.

Proper preparation must be undertaken before leaving for a site visit. Each person will have access to a first aid kit, fire extinguisher, flashlight and proper clothing, which will include gloves, coveralls, goggles and a respirator.

All personnel are required to contact their project manager when conducting a field investigation or site inspection. They must at a minimum, call before entering and leaving the site. This is especially important when working alone.

All personnel are required to wear gloves when contacting any contamination.

A hard hat, earplugs, and steel-toed boots must be worn when drilling.

A shirt and long pants must be worn at all times.

Orange vests must be worn when working in an area of heavy traffic or when working at night.

Eating, drinking or chewing gum, chewing tobacco, smoking or any practice that increases the probability of hand to mouth transfer or ingestion of material is prohibited in any area designated as contaminated.

Hands and face must be washed thoroughly washed upon leaving the work area and particularly before eating or drinking.

Whenever decontamination procedures for outer garments are in effect, the entire body should be thoroughly washed as soon as possible after the protective garment is removed.

Skin abrasions must be thoroughly protected to prevent chemicals form penetrating the abrasion.

4.20 Fire Prevention

During the equipment operation, periodic vapor concentration measurements should be taken with the explosimeter. If at any time the vapor concentrations reach known explosive limits, then the Site Safety Officer or designated field worker should immediately shut down all operations.

Approved safety cans will be used to transport and store any flammable liquids.

All gasoline and diesel driven engines requiring refueling must be shut down and allowed to cool before filling.

Smoking is not allowed during any operations in close proximity to VOC exhaust, petroleum products of solvents in free floating, dissolved or vapor forms, or other flammables. Smoking is only allowed in designated locations and during authorized lunch periods and work breaks.

No open flame or spark is allowed in any area containing petroleum products o other flammable liquids.

4.30 Soil and Groundwater Investigation

During drilling operations, two (2) persons designated as the "driller" and the "helper" must be present at the rig at all times.

The immediate area surrounding the rig shall be cordoned off with temporary barricades or flagging to keep traffic away from the rig.

Only authorized personnel are to be allowed within the area of drilling. If any unauthorized personnel enters the work area, the operation should be shut down until the area is cleared.

The mast of the drill rig must maintain a minimum clearance of 10 feet from any overhead electrical cables.

All drilling operations will cease immediately during hazardous weather conditions.

The Site Safety Officer has the authority to shut down the drilling operations at any time a hazardous situation is deemed top be present.

4.40 Dust Control

Dust control shall be provided as necessary.

4.50 Decontamination Procedures

Decontamination of equipment and personnel shall be performed to prevent the possibility of contamination being carried off site. All tools, equipment, sampling devices and personnel shall be decontaminated prior to reuse and site exit respectively.

4.60 Decontamination of Equipment

All reusable equipment and tools will be cleaned immediately after each use. Cleaning will consist of scrubbing with soap and water followed by repeat water rinses.

Drilling equipment will be steam cleaned between each location and prior to being removed from the site.

4.70 Personnel Decontamination

Personnel will wash with soap and water to remove possible residual dust.

Following decontamination, clean equipment will be stored away from the contaminated areas or removed from the site.

The Safety Officer shall be responsible for inspecting all equipment prior to its removal from the site. The Site Safety Officer shall also be responsible for performing any tests appropriate after the project is completed to ensure that the work area has been fully contaminated.

5.00 PERSONNEL TRAINING

Our on site EHC staff and subcontractors hold current 40 hour OSHA training certificates to hazardous waste sites as defined by 29 CFR 190.120(e). All persons will be required to review the health and safety plan.

6.00 CONTAMINATED MATERIALS CONTAINMENT AND/OR DISPOSAL

All contaminated soils and/or decon water will be drummed for off site disposal.

7.00 ACCIDENT AND EMERGENCY RESPONSE

In the event of an accident or emergency situation, immediate action must be taken by the first person to recognize the event. First aid equipment is located on site inside the EHC field vehicle. Notify the Site Safety Officer about the situation as soon as possible.

Emergency Services

Saratoga Hospital
211 Church Street
Saratoga Springs, NY
(518) 587-3222

Poison Control Center (800) 336-6997

Ambulance Service

Saratoga Emergency Corp. Inc. - 911

Fire Department

City of Saratoga Springs - 911

Police Department

City of Saratoga Springs - 911

Environmental Hydrogeology Corporation

Corporate Offices – (518) 371-7940

7.10 Recognize Emergency Situations

Personnel encountering a potentially hazardous environment (i.e. strong vapor levels of unidentified substances) shall instruct other on site personnel to leave the site and must call the project director for instructions. Personnel should not re-enter the site without proper protective clothing and equipment. They should not work at the site until the known substance is identified. An escape respirator should always be available for all site workers.

7.20 Review of Exposure Symptoms

Symptoms to the hazards of concern should be reviewed by all site personnel. The Site Safety Officer or designated field worker should be watchful for outward evidence of changes in worker health. These outward symptoms may include dizziness, tingling in hands or feet, skin irritations, skin discoloration, eye irritations, muscular soreness, fatigue, nervousness or irritability, intolerance to heat or cold or loss of appetite. Employees should routinely be asked to assess their general state of health during the project.

7.30 Procedures for Injury

1) Notify Project Manager/Site Safety Officer
2) Notify the ambulance service is necessary
3) Notify the receiving hospital of the incoming patient and type of injury or exposure

7.40 Procedures for Minor Injuries

1) Notify the Site Safety Officer
2) Utilize the on-site safety kit
3) Assess the injury as to if medical assistance is needed (i.e. stitches, check –up)

7.50 First Aid Procedures and Emergency Treatment

In all cases of poisoning, follow standard procedures for poison management, first aid and cardiopulmonary resuscitation. Whenever transporting a poisoned person to a hospital, bring the container, label and/or other information to assist medical personnel with diagnosis and treatment. Four different routes of exposure and their respective first aid/poison management are outlined below:

Ingestion:

1) Call the Poison Control Center at (800) 336-6997. For most chemicals vomiting would not be recommended. If this is the case, proceed as follows:

    - Dilute the poison by making the person drink one or two glasses of water or milk. Do not use carbonated beverages.

    - Notify your Supervisor or Site Safety Officer of this or any exposure.

2) If the Poison Control Center recommends inducing vomiting, make the person vomit, UNLESS the person is unconscious or having convulsions.

INSTRUCTIONS FOR INDUCING VOMITING: For adults, give two tablespoons (1 once) of syrup of ipecac. The ipecac should be followed with at least one cup of water. After ipecac has been administered, promptly transport the person to a medical facility. If vomiting does not occur within 20 minutes, the original dosage may be repeated once.

3) Notify your supervisor or Health and Safety Officer of this or any poison exposure.

4) FURTHER MANAGEMENT: In some cases, activated charcoal (U.S.P.) may be indicated. Only give activated charcoal upon the recommendation of a Poison Control Center, Emergency Department or Physician.

Inhalation:

1) Stop exposure by moving the person from the contaminated area to a clean air area.

2) Call the Poison Control Center (800) 336-6997

3) Have someone call a rescue unit or medical professional.

4) If necessary, transport the person to an emergency medical facility promptly.

Skin:

1) Wash off skin immediately with large amount of water; use soap if available.

2) Remove any contaminated clothing and re-wash skin

3) Transport person to a medical facility as necessary

Eyes:

1) Gently rinse eye immediately, using large amounts of water for fifteen minutes, if possible, with eyelids held open.

2) If possible, have the person remove contact lenses if worn; never permit the eyes to be rubbed.

3) Transport the person to an emergency medical facility promptly as necessary.

FIGURE 1

SITE MAPS

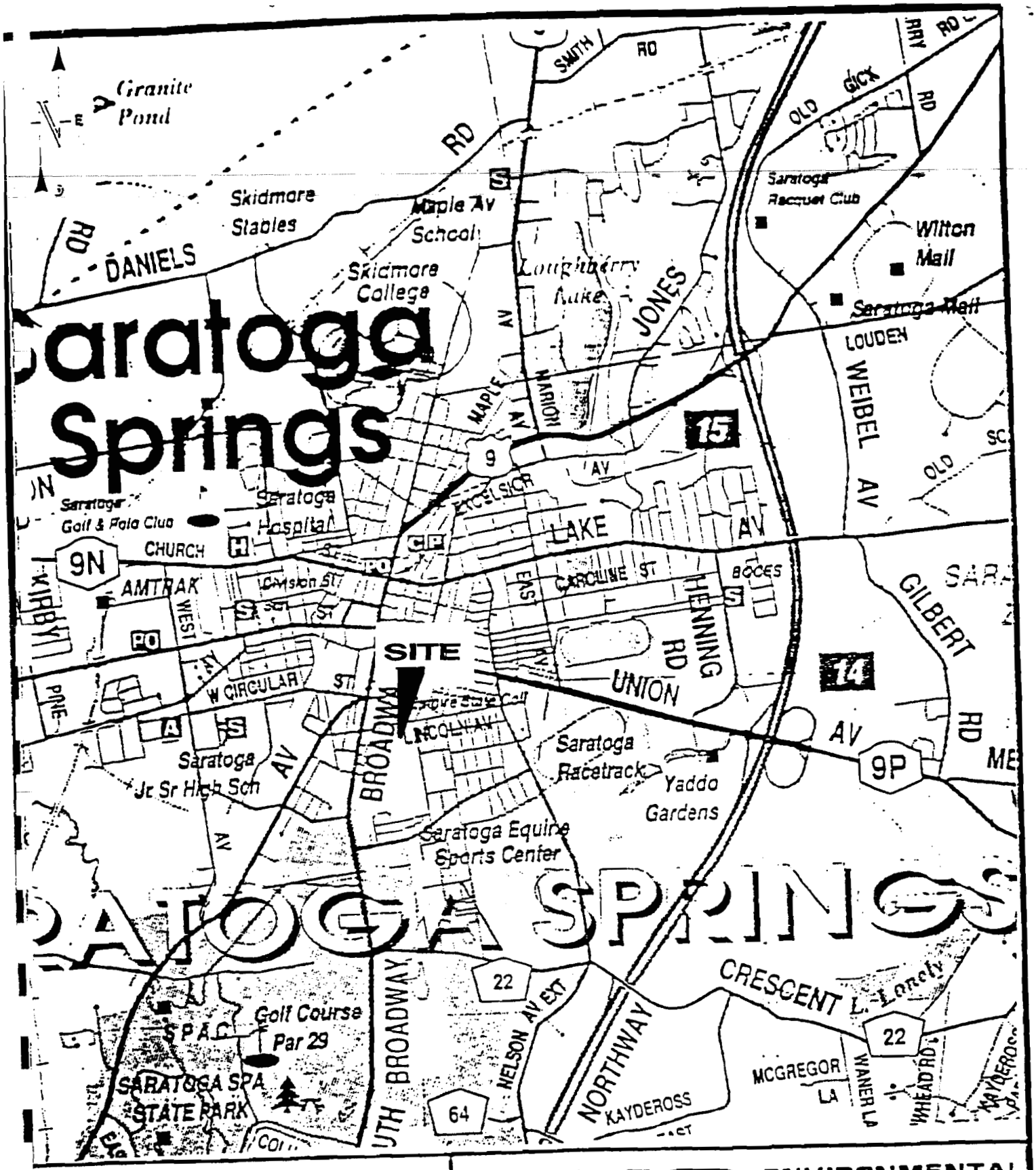

SITE MAP

SHARON'S CLEANERS

SARATOGA SPRINGS, NEW YORK

EHC ENVIRONMENTAL HYDROGEOLOGY CORPORATION

900 ROUTE 146, CLIFTON PARK, NEW YORK 12065 (518)371-7940

WATER RESOURCES
CONTAMINANT HYDROGEOLOGY
COMPUTER MODELING
ENVIRONMENTAL SITE ASSESSMENTS
GEOTECHNICAL ENGINEERING
INDUSTRIAL RESOURCE MINING

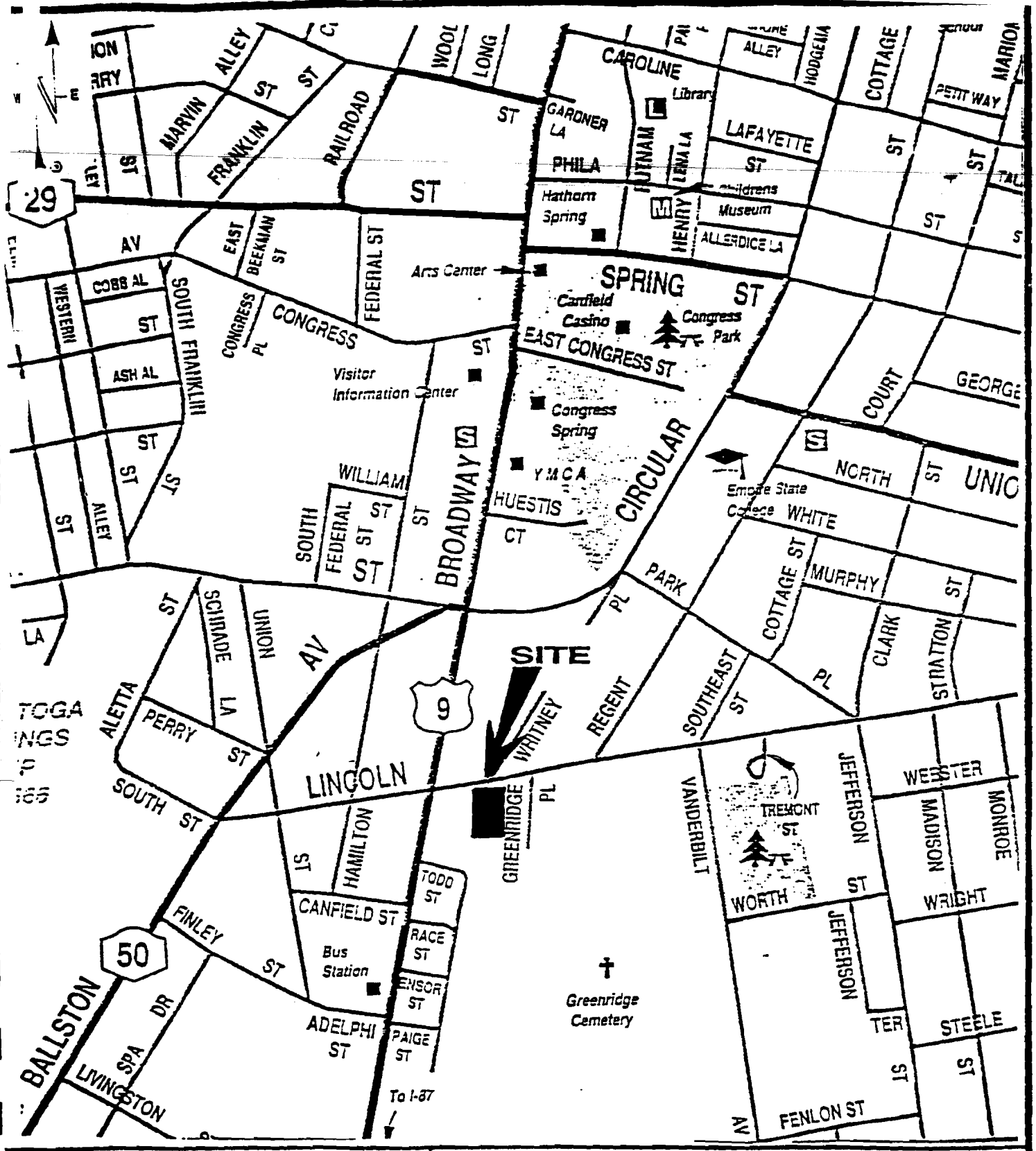

SITE MAP
SHARON'S CLEANERS
SARATOGA SPRINGS, NEW YORK

EHC ENVIRONMENTAL HYDROGEOLOGY CORPORATION

900 ROUTE 146, CLIFTON PARK, NEW YORK 12065 (518)371-7940

WATER RESOURCES
CONTAMINANT HYDROGEOLOGY
COMPUTER MODELING
ENVIRONMENTAL SITE ASSESSMENTS
GEOTECHNICAL ENGINEERING
INDUSTRIAL RESOURCE MINING

APPENDIX A

SOIL BORING LOGS

EHC Environmental Hydrogeology Corporation ~~900 Route 146 Clifton Park, NY 12065 (518)371-7940~~	SOIL BORING LOG	BORING NO. B-1
Project Sharon Cleaners		**Sheet 1 of 2**
Client Ballston Spa National Bank		**Date** 2/25/00
Drilling Contractor Rowan Environmental Services		**Driller** Marty Rowan
Purpose Subsurface investigation		**Inspector** Mona Reynolds

Drilling Method Geoprobe 5400	**Sample**	**Core**	**Casing**	
Drill Rig Type Truck mounted	**Type**		acetate	steel	
Groundwater Depth	**Diameter**	2"	2"	2"	
Measuring Point ground level	**Weight**				
Date of Measurement	**Fall**				

DEPTH (feet)	SAMPLE NUMBER	RECOVERY (feet)	GEOLOGIC DESCRIPTION	REMARKS
4		3.5	0-.5' topsoil, silt, little gravel .5'-3.5' light brown loamy medium to fine sand	No PID reading
8		4	0-8.0' light brown loamy medium to fine sand	No PID reading
12		4.0	0-4.0' brown loamy fine sand, silt	No PID reading
16		4.0	0-4.0' brown loamy fine sand, silt	No PID reading Moisture around 15'
20		4.0	0-4.0' brown loamy fine sand, silt	No PID reading Saturated

EHC Environmental Hydrogeology Corporation 900 Route 146 Clifton Park, NY 12065 (518)371-7940					SOIL BORING LOG	BORING NO. B-2
Project Sharon Cleaners						**Sheet 1 of 2**
Client Ballston Spa National Bank						**Date** 2/25/00
Drilling Contractor Rowan Environmental Services						**Driller** Marty Rowan
Purpose Subsurface investigation						**Inspector** Mona Reynolds
Drilling Method Geoprobe 5400			**Sample**	**Core**	**Casing**	
Drill Rig Type Truck mounted		**Type**		acetate	steel	
Groundwater Depth		**Diameter**	2"	2"	2"	
Measuring Point ground level		**Weight**				
Date of Measurement		**Fall**				

DEPTH (feet)	SAMPLE NUMBER	RECOVERY (feet)	GEOLOGIC DESCRIPTION	REMARKS
4		4	0-.5' topsoil, little gravel, coarse sand few stones .5'- 4.0' light brown loamy medium sand	No PID reading
8		4	0-8.0' light brown loamy medium to fine sand	No PID reading
12		4.0	0-4.0' brown loamy fine sand, silt	No PID reading
16		4.0	0-4.0' brown loamy fine sand, silt	No PID reading Moisture around 14'
20		4.0	0-4.0' brown loamy fine sand, silt	No PID reading Saturated

EHC Environmental Hydrogeology Corporation 900 Route 146 Clifton Park, NY 12065 (518)371-7940	SOIL BORING LOG	BORING NO. MW-1
Project Sharon Cleaners		**Sheet 1 of 3**
Client Mr. Jim Smalley		**Date** 3/22/00
Drilling Contractor Rowan Environmental Services		**Driller** Marty Rowan
Purpose Subsurface investigation		**Inspector** Mona Reynolds

		Sample	Core	Casing	
Drilling Method Geoprobe 5400					
Drill Rig Type Truck mounted	**Type**		acetate	steel	
Groundwater Depth	**Diameter**	2"	2"	2"	
Measuring Point ground level	**Weight**				
Date of Measurement	**Fall**				

DEPTH (feet)	SAMPLE NUMBER	RECOVERY (feet)	GEOLOGIC DESCRIPTION	REMARKS
4		3.5	0 -1' asphalt, gravel, coarse sand, topsoil, organics 1'- 3.5' light brown loamy medium to coarse sand	No PID reading
8		4	0- 8.0' light brown loamy medium sand	No PID reading
12		4.0	0- 4.0' brown loamy fine sand, silt	No PID reading
16		4.0	0- 4.0' brown loamy fine sand, silt	No PID reading Moisture around 16'
20		4.0	0- 4.0' brown loamy fine sand, silt	No PID reading Saturated

EHC Environmental Hydrogeology Corporation 900 Route 146 Clifton Park, NY 12065 (518)371-7940	SOIL BORING LOG	BORING NO. MW-2
Project Sharon Cleaners		**Sheet 1 of 3**
Client Mr. Jim Smalley		**Date** 3/22/00
Drilling Contractor Rowan Environmental Services		**Driller** Marty Rowan
Purpose Subsurface investigation		**Inspector** Mona Reynolds

		Sample	Core	Casing	
Drilling Method Geoprobe 5400	**Type**		acetate	steel	
Drill Rig Type Truck mounted	**Diameter**	2"	2"	2"	
Groundwater Depth	**Weight**				
Measuring Point ground level	**Fall**				
Date of Measurement					

DEPTH (feet)	SAMPLE NUMBER	RECOVERY (feet)	GEOLOGIC DESCRIPTION	REMARKS
4		3	0-.5' topsoil, few stones, some sand .5'- 3.0' light brown loamy medium to coarse sand	No PID reading
8		4	0-8.0' light brown loamy medium to fine sand	No PID reading
12		4.0	0-4.0' brown loamy fine sand, silt	No PID reading
16		4.0	0-4.0' brown loamy fine sand, silt	No PID reading Moist toward bottom
20		4.0	0- 4.0' brown loamy fine sand, silt	No PID reading Saturated at end of column –est. 18ft

EHC Environmental Hydrogeology Corporation 900 Route 146 Clifton Park, NY 12065 (518)371-7940	SOIL BORING LOG	BORING NO. MW- 3
Project Sharon Cleaners		Sheet 1 of 3
Client Mr. Jim Smalley		Date 3/22/00
Drilling Contractor Rowan Environmental Services		Driller Marty Rowan
Purpose Subsurface investigation		Inspector Mona Reynolds

Drilling Method Geoprobe 5400		Sample	Core	Casing	
Drill Rig Type Truck mounted	Type		acetate	steel	
Groundwater Depth	Diameter	2"	2"	2"	
Measuring Point ground level	Weight				
Date of Measurement	Fall				

DEPTH (feet)	SAMPLE NUMBER	RECOVERY (feet)	GEOLOGIC DESCRIPTION	REMARKS
4		3.5	0-.5' topsoil, silt, coarse sand .5'- 3.5' light brown loamy medium to fine sand	No PID reading
8		4	0-8.0' light brown loamy medium to fine sand	No PID reading
12		4.0	0-4.0' brown loamy fine sand, silt	No PID reading
16		4.0	0-4.0' brown loamy fine sand, silt	No PID reading
20		4.0	0- 4.0' brown loamy fine sand, silt	No PID reading Near Saturation

Aquifer Drilling & Testing, Inc.

ADT JOB NO.: _____

NEW YORK CITY OFFICE	ALBANY OFFICE	NEW JERSEY OFFICE	CONNECTICUT OFFICE
~~(800) 238-3745~~	~~(518) 464-2848~~	~~(908) 474-9744~~	~~(860) 243-0352~~
(516) 616-6194 Fax	(518) 464-9804 Fax	(908) 474-9855 Fax	Phone/Fax

DAILY JOB REPORT

DATE: 2-28-01 CLIENT: EHC DRILLER: Ritchie C

HELPER(S): Colin L

JOB LOCATION: S/S Avon Cleaners Lincoln Av. Syracuse RIG NO.: CME 55

DESCRIPTION OF WORK: Soil Samples + WELLS SUPPORT TRUCK: CUBE VAN

MW-4 Sand-Pak From 31' To 19', Chips To 17' Backfill To Surface

MW-5 Sand-Pak From 20' To 8' Chips To 6' Backfill To Surface

SOIL BORINGS

BORING NO.	TOTAL DEPTH	SAMPLES SPOONS	SAMPLES MC/LB	SAMPLES WATER
		9		18'
		0		17

WELL CONSTRUCTION

WELL NO.	SIZE (DIA)	RISER (FT)	SCREEN (FT)	TOTAL DEPTH	SAND (BAGS)	CHIPS (BAGS)	CEMENT (BAGS)	BENTONITE (BAGS)	MANHOLE (M) STANDPIPE (P)
MW-4	1"	21'	10'	31	5	2	1		M
MW-5	2"	10	10	20	4	1	1		M

			Hollow Stem Auger		Air / Mud Rotary	
Steam Cleaning	(HRS)		Footage	Size	Footage	Size
Standby	(HRS)					
Drums	(NO.)	2				
Drum / Stage Soils	(HRS)	1				
Concrete Cores	(NO.)					
Expend. Points	(NO.)		Drive & Wash		TUBEX	
Poly Tubing	(FT)		Footage	Size	Footage	Size
Grout / ORC Pump	(Y/N)					
Well Development	(HRS)					

PERSONNEL	SIGNATURE	AM SHOP	MOBE*	ON SITE	DEMOBE**	PM SHOP	TOTAL
Ritchie C				7:30			
Colin L		6:30		7:30			

APPROVED: _____ DATE: 2/28/01

CLIENT REPRESENTATIVE

PRINT NAME: Tom M. Fallo

Client's signature approves crews ON SITE hours.

* Indicate if Initial Mobilization

** Indicate if Final Demobilization

White (Client) Yellow (Accounting) Pink (Admin)

Aquifer Drilling & Testing, Inc.

ADT JOB NO.: _____

NEW YORK CITY OFFICE	ALBANY OFFICE	NEW JERSEY OFFICE	CONNECTICUT OFFICE
(800) 238-3745	(518) 464-2848	(908) 474-9744	(860) 243-0352
(516) 616-6194 Fax	(518) 464-9804 Fax	(908) 474-9855 Fax	Phone/Fax

DAILY JOB REPORT

DATE: 2-27-01 CLIENT: EBC DRILLER: Ritchie

HELPER(S): Colin L

JOB LOCATION: S Haven Square Lincoln Ave Stratford RIG NO.: CME 55

DESCRIPTION OF WORK: Soil Samples + WELLS SUPPORT TRUCK: CUBE VAN

SV-1 Sand-Pak From 20' To 8' - Chips To 6' Back Fill To Surface on Both WELLS

SOIL BORINGS

BORING NO.	TOTAL DEPTH	SAMPLES SPOONS	SAMPLES MC/LB	SAMPLES WATER
	20	0		
	20	0		

WELL CONSTRUCTION

WELL NO.	SIZE (DIA)	RISER (FT)	SCREEN (FT)	TOTAL DEPTH	SAND (BAGS)	CHIPS (BAGS)	CEMENT (BAGS)	BENTONITE (BAGS)	MANHOLE (M) STANDPIPE (P)
SV1	4"	12	10	20	5	2			
SV2	4"	12	10	20	5	2			

			Hollow Stem Auger		Air / Mud Rotary	
Steam Cleaning	(HRS)		Footage	Size	Footage	Size
Standby	(HRS)					
Drums	(NO.)	2				
Drum / Stage Soils	(HRS)					
Concrete Cores	(NO.)					
Expend. Points	(NO.)		Drive & Wash		TUBEX	
Poly Tubing	(FT)		Footage	Size	Footage	Size
Grout / ORC Pump	(Y/N)					
Well Development	(HRS)					

PERSONNEL	SIGNATURE	AM SHOP	MOBE*	ON SITE	DEMOBE**	PM SHOP	TOTAL
Ritchie C		6:30	9:00	10:30 4:30			
Colin L		6:00	9:00	10:30 4:30		5.00	

APPROVED: _____ DATE: 2/27/01

CLIENT REPRESENTATIVE

PRINT NAME: Mona M. ZULLO

Client's signature approves crews ON SITE hours.

* Indicate if Initial Mobilization

** Indicate if Final Demobilization

White (Client) Yellow (Accounting) Pink (Admin)

APPENDIX B

HUDSON ENVIRONMENTAL SERVICES INC.

ANALYTICAL RESULTS FOR BORINGS

HUDSON ENVIRONMENTAL SERVICES, INC.
Mail: 22 Hudson Falls Rd., So. Glens Falls, NY 12803
Delivery: 211 Perry Blvd., So. Glens Falls, NY 12803
Phone: 518/747-1060 Fax: 518/747-1062

CLIENT: EHC

SAMPLE DESCRIPTION: EHC-B1

MATRIX: Groundwater

LOCATION: Sharon's Dry Cleaners, Saratoga

H.E.S.#: 000225H01

DATE SAMPLED: 02/25/00

TIME SAMPLED: 10:00 am

DATE SAMPLE RECD: 02/25/00

TYPE SAMPLE: Groundwater

SAMPLER: MR/EHC

PARAMETER	METHOD	RESULT	UNITS	TEST DATE
MTBE	SW846-8021B	1.3	ug/l	03/01/00
Benzene	SW846-8021B	2.5	ug/l	03/01/00
Trichloroethylene	SW846-8021B	<0.5	ug/l	03/01/00
Toluene	SW846-8021B	4.3	ug/l	03/01/00
Tetrachloroethylene	SW846-8021B	6.4	ug/l	03/01/00
Chlorobenzene	SW846-8021B	<0.5	ug/l	03/01/00
Ethylbenzene	SW846-8021B	<0.5	ug/l	03/01/00
m-Xylene\p-Xylene	SW846-8021B	1.5	ug/l	03/01/00
o-Xylene	SW846-8021B	0.6	ug/l	03/01/00
Styrene	SW846-8021B	<0.5	ug/l	03/01/00
Isopropylbenzene	SW846-8021B	<0.5	ug/l	03/01/00
n-Propylbenzene	SW846-8021B	<0.5	ug/l	03/01/00
Bromobenzene	SW846-8021B	<0.5	ug/l	03/01/00
1,3,5-Trimethylbenzene	SW846-8021B	<0.5	ug/l	03/01/00
2-Chlorotoluene	SW846-8021B	<0.5	ug/l	03/01/00
4-Chlorotoluene	SW846-8021B	<0.5	ug/l	03/01/00
tert-Butylbenzene	SW846-8021B	<0.5	ug/l	03/01/00
1,2,4-Trimethylbenzene	SW846-8021B	<0.5	ug/l	03/01/00
sec-Butylbenzene	SW846-8021B	<0.5	ug/l	03/01/00
p-Isopropyltoluene	SW846-8021B	0.6	ug/l	03/01/00
1,3-Dichlorobenzene	SW846-8021B	<0.5	ug/l	03/01/00
1,4-Dichlorobenzene	SW846-8021B	<0.5	ug/l	03/01/00
n-Butylbenzene	SW846-8021B	<0.5	ug/l	03/01/00
1,2-Dichlorobenzene	SW846-8021B	<0.5	ug/l	03/01/00
1,2,4-Trichlorobenzene	SW846-8021B	<0.5	ug/l	03/01/00
Hexachlorobutadiene	SW846-8021B	<0.5	ug/l	03/01/00
Naphthalene	SW846-8021B	<0.5	ug/l	03/01/00
1,2,3-Trichlorobenzene	SW846-8021B	<0.5	ug/l	03/01/00

HES

HUDSON ENVIRONMENTAL SERVICES, INC.
Mail: 22 Hudson Falls Rd., So. Glens Falls, NY 12803
Delivery: 211 Ferry Blvd., So. Glens Falls, NY 12803
Phone: 518/747-1060 Fax: 518/747-1062

CLIENT: EHC
SAMPLE DESCRIPTION: EHC-B2
MATRIX: Groundwater
LOCATION: Sharon's Dry Cleaners, Saratoga
H.E.S.#: 000225H02

DATE SAMPLED: 02/25/00
TIME SAMPLED: 1:00 pm
DATE SAMPLE RECD: 02/25/00
TYPE SAMPLE: Groundwater
SAMPLER: MR/EHC

PARAMETER	METHOD	RESULT	UNITS	TEST DATE
MTBE	SW846-8021B	<0.5	ug/l	03/01/00
Benzene	SW846-8021B	<0.5	ug/l	03/01/00
Trichloroethylene	SW846-8021B	<0.5	ug/l	03/01/00
Toluene	SW846-8021B	<0.5	ug/l	03/01/00
Tetrachloroethylene	SW846-8021B	27	ug/l	03/01/00
Chlorobenzene	SW846-8021B	<0.5	ug/l	03/01/00
Ethylbenzene	SW846-8021B	<0.5	ug/l	03/01/00
m-Xylene\p-Xylene	SW846-8021B	<0.5	ug/l	03/01/00
o-Xylene	SW846-8021B	<0.5	ug/l	03/01/00
Styrene	SW846-8021B	<0.5	ug/l	03/01/00
Isopropylbenzene	SW846-8021B	<0.5	ug/l	03/01/00
n-Propylbenzene	SW846-8021B	<0.5	ug/l	03/01/00
Bromobenzene	SW846-8021B	<0.5	ug/l	03/01/00
1,3,5-Trimethylbenzene	SW846-8021B	<0.5	ug/l	03/01/00
2-Chlorotoluene	SW846-8021B	<0.5	ug/l	03/01/00
4-Chlorotoluene	SW846-8021B	<0.5	ug/l	03/01/00
tert,Butylbenzene	SW846-8021B	<0.5	ug/l	03/01/00
1,2,4-Trimethylbenzene	SW846-8021B	<0.5	ug/l	03/01/00
sec-Butylbenzene	SW846-8021B	<0.5	ug/l	03/01/00
p-Isopropyltoluene	SW846-8021B	<0.5	ug/l	03/01/00
1,3-Dichlorobenzene	SW846-8021B	<0.5	ug/l	03/01/00
1,4-Dichlorobenzene	SW846-8021B	<0.5	ug/l	03/01/00
n-Butylbenzene	SW846-8021B	<0.5	ug/l	03/01/00
1,2-Dichlorobenzene	SW846-8021B	<0.5	ug/l	03/01/00
1,2,4-Trichlorobenzene	SW846-8021B	<0.5	ug/l	03/01/00
Hexachlorobutadiene	SW846-8021B	<0.5	ug/l	03/01/00
Naphthalene	SW846-8021B	<0.5	ug/l	03/01/00
1,2,3-Trichlorobenzene	SW846-8021B	<0.5	ug/l	03/01/00

Approval By: [signature]
Date: 3-6-00
All samples were analzyed within EPA prescribed holding times.
N.Y.S.D.O.H. Lab ID #11140

APPENDIX C

HUDSON ENVIRONMENTAL SERVICES INC.

ANALYTICAL RESULTS

FOR

MONITORING WELLS

HUDSON ENVIRONMENTAL SERVICES, INC.
Mail: 22 Hudson Falls Rd., So. Glens Falls, NY 12803
Delivery: 211 Ferry Blvd., So. Glens Falls, NY 12803
Phone: 518/747-1060 Fax: 518/747-1062

CLIENT: EHC

SAMPLE DESCRIPTION: EHCB1 - 0-16 --

MATRIX: Soil

LOCATION: Not Specified - Sharon's Cleaners

H.E.S. #: 000322N01

DATE SAMPLED: 03/22/00

TIME SAMPLED: 12:00 pm

DATE SAMPLE RECD: 03/22/00

TYPE: Composite

SAMPLER: M.Reynolds/EHC

PARAMETER	METHOD	RESULT	UNITS	TEST DATE
Dichlorodifluoromethane	SW846-8021B	<5.0	ug/kg	03/28/00
Chloromethane	SW846-8021B	<5.0	ug/kg	03/28/00
Vinyl chloride	SW846-8021B	<5.0	ug/kg	03/28/00
Chloroethane	SW846-8021B	<5.0	ug/kg	03/28/00
Bromomethane	SW846-8021B	<5.0	ug/kg	03/28/00
Trichlorofluoromethane	SW846-8021B	<5.0	ug/kg	03/28/00
1,1-Dichloroethene	SW846-8021B	<5.0	ug/kg	03/28/00
Methylene chloride	SW846-8021B	<5.0	ug/kg	03/28/00
trans-1,2-Dichloroethene	SW846-8021B	<5.0	ug/kg	03/28/00
1,1-Dichloroethane	SW846-8021B	<5.0	ug/kg	03/28/00
2,2-Dichloropropane	SW846-8021B	<5.0	ug/kg	03/28/00
cis-1,2-Dichloroethene	SW846-8021B	<5.0	ug/kg	03/28/00
Bromochloromethane	SW846-8021B	<5.0	ug/kg	03/28/00
Chloroform	SW846-8021B	<5.0	ug/kg	03/28/00
1,1,1-Trichloroethane	SW846-8021B	<5.0	ug/kg	03/28/00
1,1-Dichloropropene	SW846-8021B	<5.0	ug/kg	03/28/00
Carbon Tetrachloride	SW846-8021B	<5.0	ug/kg	03/28/00
Benzene	SW846-8021B	<5.0	ug/kg	03/28/00
1,2-Dichloroethane	SW846-8021B	<5.0	ug/kg	03/28/00
Trichloroethene	SW846-8021B	15	ug/kg	03/28/00
1,2-Dichloropropane	SW846-8021B	<5.0	ug/kg	03/28/00
Dibromomethane	SW846-8021B	<5.0	ug/kg	03/28/00
Bromodichloromethane	SW846-8021B	<5.0	ug/kg	03/28/00
cis-1,3-Dichloropropene	SW846-8021B	<5.0	ug/kg	03/28/00
Toluene	SW846-8021B	<5.0	ug/kg	03/28/00
trans-1,3-Dichloropropene	SW846-8021B	<5.0	ug/kg	03/28/00
1,1,2-Trichloroethane	SW846-8021B	<5.0	ug/kg	03/28/00
Tetrachloroethene	SW846-8021B	110	ug/kg	03/28/00
1,3-Dichloropropane	SW846-8021B	<5.0	ug/kg	03/28/00
Dibromochloromethane	SW846-8021B	<5.0	ug/kg	03/28/00
1,2-Dibromoethane	SW846-8021B	<5.0	ug/kg	03/28/00
Chlorobenzene	SW846-8021B	<5.0	ug/kg	03/28/00

HUDSON ENVIRONMENTAL SERVICES, INC.
Mail: 22 Hudson Falls Rd., So. Glens Falls, NY 12803
Delivery: 211 Ferry Blvd., So. Glens Falls, NY 12803
Phone: 518/747-1060 Fax: 518/747-1062

CLIENT: EHC

SAMPLE DESCRIPTION: EHCB1 - 0-16

H.E.S. #: 000322N01 (Continued)

PARAMETER	METHOD	RESULT	UNITS	TEST DATE
1,1,1,2-Tetrachloroethane	SW846-8021B	<5.0	ug/kg	03/28/00
Ethylbenzene	SW846-8021B	<5.0	ug/kg	03/28/00
m-Xylene-p-Xylene	SW846-8021B	<10	ug/kg	03/28/00
o-Xylene	SW846-8021B	<5.0	ug/kg	03/28/00
Styrene	SW846-8021B	<5.0	ug/kg	03/28/00
Bromoform	SW846-8021B	<5.0	ug/kg	03/28/00
Isopropylbenzene	SW846-8021B	<5.0	ug/kg	03/28/00
Bromobenzene	SW846-8021B	<5.0	ug/kg	03/28/00
1,1,2,2-Tetrachloroethane	SW846-8021B	<5.0	ug/kg	03/28/00
1,2,3-Trichloropropane	SW846-8021B	<5.0	ug/kg	03/28/00
n-Propylbenzene	SW846-8021B	<5.0	ug/kg	03/28/00
2-Chlorotoluene	SW846-8021B	<5.0	ug/kg	03/28/00
4-Chlorotoluene	SW846-8021B	<5.0	ug/kg	03/28/00
1,3,5-Trimethylbenzene	SW846-8021B	<5.0	ug/kg	03/28/00
4-Isopropyltoluene	SW846-8021B	<5.0	ug/kg	03/28/00
1,2,4-Trimethylbenzene	SW846-8021B	<5.0	ug/kg	03/28/00
sec-Butylbenzene	SW846-8021B	<5.0	ug/kg	03/28/00
1,3-Dichlorobenzene	SW846-8021B	<5.0	ug/kg	03/28/00
tert-Butylbenzene	SW846-8021B	<5.0	ug/kg	03/28/00
1,4-Dichlorobenzene	SW846-8021B	<5.0	ug/kg	03/28/00
1,2-Dichlorobenzene	SW846-8021B	<5.0	ug/kg	03/28/00
n-Butylbenzene	SW846-8021B	<5.0	ug/kg	03/28/00
1,2-Dibromo-3-chloropropane	SW846-8021B	<5.0	ug/kg	03/28/00
1,2,4-Trichlorobenzene	SW846-8021B	<5.0	ug/kg	03/28/00
Hexachlorobutadiene	SW846-8021B	<5.0	ug/kg	03/28/00
Naphthalene	SW846-8021B	<5.0	ug/kg	03/28/00
1,2,3-Trichlorobenzene	SW846-8021B	<5.0	ug/kg	03/28/00
MTBE	SW846-8021B	<5.0	ug/kg	03/28/00
Non-Target Peaks		Negative		

HUDSON ENVIRONMENTAL SERVICES, INC.
Mail: 22 Hudson Falls Rd., So. Glens Falls, NY 12803
Delivery: 211 Ferry Blvd., So. Glens Falls, NY 12803
Phone: 518/747-1060 Fax: 518/747-1062

CLIENT: EHC

DATE SAMPLED: 03/22/00

SAMPLE DESCRIPTION: MW-1

TIME SAMPLED: am

MATRIX: Groundwater

DATE SAMPLE RECD: 03/22/00

LOCATION: Not Specified - Sharon's Cleaners

TYPE: Grab

H.E.S. #: 000322N04

SAMPLER: M.Reynolds/EHC

PARAMETER	METHOD	RESULT	UNITS	TEST DATE
Dichlorodifluoromethane	SW846-8021B	<0.5	ug/l	03/30/00
Chloromethane	SW846-8021B	<0.5	ug/l	03/30/00
Vinyl chloride	SW846-8021B	<0.5	ug/l	03/30/00
Chloroethane	SW846-8021B	<0.5	ug/l	03/30/00
Bromomethane	SW846-8021B	<0.5	ug/l	03/30/00
Trichlorofluoromethane	SW846-8021B	<0.5	ug/l	03/30/00
1,1-Dichloroethene	SW846-8021B	<0.5	ug/l	03/30/00
Methylene chloride	SW846-8021B	<0.5	ug/l	03/30/00
trans-1,2-Dichloroethene	SW846-8021B	<0.5	ug/l	03/30/00
1,1-Dichloroethane	SW846-8021B	<0.5	ug/l	03/30/00
2,2-Dichloropropane	SW846-8021B	<0.5	ug/l	03/30/00
cis-1,2-Dichloroethene	SW846-8021B	<0.5	ug/l	03/30/00
Bromochloromethane	SW846-8021B	<0.5	ug/l	03/30/00
Chloroform	SW846-8021B	<0.5	ug/l	03/30/00
1,1,1-Trichloroethane	SW846-8021B	<0.5	ug/l	03/30/00
1,1-Dichloropropene	SW846-8021B	<0.5	ug/l	03/30/00
Carbon Tetrachloride	SW846-8021B	<0.5	ug/l	03/30/00
Benzene	SW846-8021B	<0.5	ug/l	03/30/00
1,2-Dichloroethane	SW846-8021B	<0.5	ug/l	03/30/00
Trichloroethene	SW846-8021B	1.2	ug/l	03/30/00
1,2-Dichloropropane	SW846-8021B	<0.5	ug/l	03/30/00
Dibromomethane	SW846-8021B	<0.5	ug/l	03/30/00
Bromodichloromethane	SW846-8021B	<0.5	ug/l	03/30/00
cis-1,3-Dichloropropene	SW846-8021B	<0.5	ug/l	03/30/00
Toluene	SW846-8021B	<0.5	ug/l	03/30/00
trans-1,3-Dichloropropene	SW846-8021B	<0.5	ug/l	03/30/00
1,1,2-Trichloroethane	SW846-8021B	<0.5	ug/l	03/30/00
Tetrachloroethene	SW846-8021B	17	ug/l	03/30/00
1,3-Dichloropropane	SW846-8021B	<0.5	ug/l	03/30/00
Dibromochloromethane	SW846-8021B	<0.5	ug/l	03/30/00
1,2-Dibromoethane	SW846-8021B	<0.5	ug/l	03/30/00
Chlorobenzene	SW846-8021B	<0.5	ug/l	03/30/00

HUDSON ENVIRONMENTAL SERVICES, INC.
Mail: 22 Hudson Falls Rd., So. Glens Falls, NY 12803
Delivery: 211 Ferry Blvd., So. Glens Falls, NY 12803
Phone: 518/747-1060 Fax: 518/747-1062

CLIENT: EHC

SAMPLE DESCRIPTION: **MW-1**

H.E.S. #: 000322N04 (Continued)

PARAMETER	METHOD	RESULT	UNITS	TEST DATE
1,1,1,2-Tetrachloroethane	SW846-8021B	<0.5	ug/l	03/30/00
Ethylbenzene	SW846-8021B	<0.5	ug/l	03/30/00
m-Xylene-p-Xylene	SW846-8021B	<1.0	ug/l	03/30/00
o-Xylene	SW846-8021B	<0.5	ug/l	03/30/00
Styrene	SW846-8021B	<0.5	ug/l	03/30/00
Bromoform	SW846-8021B	<0.5	ug/l	03/30/00
Isopropylbenzene	SW846-8021B	<0.5	ug/l	03/30/00
Bromobenzene	SW846-8021B	<0.5	ug/l	03/30/00
1,1,2,2-Tetrachloroethane	SW846-8021B	<0.5	ug/l	03/30/00
1,2,3-Trichloropropane	SW846-8021B	<0.5	ug/l	03/30/00
n-Propylbenzene	SW846-8021B	<0.5	ug/l	03/30/00
2-Chlorotoluene	SW846-8021B	<0.5	ug/l	03/30/00
4-Chlorotoluene	SW846-8021B	<0.5	ug/l	03/30/00
1,3,5-Trimethylbenzene	SW846-8021B	<0.5	ug/l	03/30/00
4-Isopropyltoluene	SW846-8021B	<0.5	ug/l	03/30/00
1,2,4-Trimethylbenzene	SW846-8021B	<0.5	ug/l	03/30/00
sec-Butylbenzene	SW846-8021B	<0.5	ug/l	03/30/00
1,3-Dichlorobenzene	SW846-8021B	<0.5	ug/l	03/30/00
tert-Butylbenzene	SW846-8021B	<0.5	ug/l	03/30/00
1,4-Dichlorobenzene	SW846-8021B	<0.5	ug/l	03/30/00
1,2-Dichlorobenzene	SW846-8021B	<0.5	ug/l	03/30/00
n-Butylbenzene	SW846-8021B	<0.5	ug/l	03/30/00
1,2-Dibromo-3-chloropropane	SW846-8021B	<0.5	ug/l	03/30/00
1,2,4-Trichlorobenzene	SW846-8021B	<0.5	ug/l	03/30/00
Hexachlorobutadiene	SW846-8021B	<0.5	ug/l	03/30/00
Naphthalene	SW846-8021B	<0.5	ug/l	03/30/00
1,2,3-Trichlorobenzene	SW846-8021B	<0.5	ug/l	03/30/00
MTBE	SW846-8021B	<0.5	ug/l	03/30/00
Non-Target Peaks		Negative		

HUDSON ENVIRONMENTAL SERVICES, INC.
Mail: 22 Hudson Falls Rd., So. Glens Falls, NY 12803
Delivery: 211 Ferry Blvd., So. Glens Falls, NY 12803
Phone: 518/747-1060 Fax: 518/747-1062

CLIENT: EHC

SAMPLE DESCRIPTION: EHC-B2 - 0-16

MATRIX: Soil

LOCATION: Not Specified Sharon's Cleaners

H.E.S. #: 000322N02

DATE SAMPLED: 03/22/00

TIME SAMPLED: Not Specified

DATE SAMPLE RECD: 03/22/00

TYPE: Composite

SAMPLER: M.Reynolds/EHC

PARAMETER	METHOD	RESULT	UNITS	TEST DATE
Dichlorodifluoromethane	SW846-8021B	<5.0	ug/kg	03/28/00
Chloromethane	SW846-8021B	<5.0	ug/kg	03/28/00
Vinyl chloride	SW846-8021B	<5.0	ug/kg	03/28/00
Chloroethane	SW846-8021B	<5.0	ug/kg	03/28/00
Bromomethane	SW846-8021B	<5.0	ug/kg	03/28/00
Trichlorofluoromethane	SW846-8021B	<5.0	ug/kg	03/28/00
1,1-Dichloroethene	SW846-8021B	<5.0	ug/kg	03/28/00
Methylene chloride	SW846-8021B	<5.0	ug/kg	03/28/00
trans-1,2-Dichloroethene	SW846-8021B	<5.0	ug/kg	03/28/00
1,1-Dichloroethane	SW846-8021B	<5.0	ug/kg	03/28/00
2,2-Dichloropropane	SW846-8021B	<5.0	ug/kg	03/28/00
cis-1,2-Dichloroethene	SW846-8021B	<5.0	ug/kg	03/28/00
Bromochloromethane	SW846-8021B	<5.0	ug/kg	03/28/00
Chloroform	SW846-8021B	<5.0	ug/kg	03/28/00
1,1,1-Trichloroethane	SW846-8021B	<5.0	ug/kg	03/28/00
1,1-Dichloropropene	SW846-8021B	<5.0	ug/kg	03/28/00
Carbon Tetrachloride	SW846-8021B	<5.0	ug/kg	03/28/00
Benzene	SW846-8021B	<5.0	ug/kg	03/28/00
1,2-Dichloroethane	SW846-8021B	<5.0	ug/kg	03/28/00
Trichloroethene	SW846-8021B	<5.0	ug/kg	03/28/00
1,2-Dichloropropane	SW846-8021B	<5.0	ug/kg	03/28/00
Dibromomethane	SW846-8021B	<5.0	ug/kg	03/28/00
Bromodichloromethane	SW846-8021B	<5.0	ug/kg	03/28/00
cis-1,3-Dichloropropene	SW846-8021B	<5.0	ug/kg	03/28/00
Toluene	SW846-8021B	<5.0	ug/kg	03/28/00
trans-1,3-Dichloropropene	SW846-8021B	<5.0	ug/kg	03/28/00
1,1,2-Trichloroethane	SW846-8021B	<5.0	ug/kg	03/28/00
Tetrachloroethene	SW846-8021B	151	ug/kg	03/28/00
1,3-Dichloropropane	SW846-8021B	<5.0	ug/kg	03/28/00
Dibromochloromethane	SW846-8021B	<5.0	ug/kg	03/28/00
1,2-Dibromoethane	SW846-8021B	<5.0	ug/kg	03/28/00
Chlorobenzene	SW846-8021B	<5.0	ug/kg	03/28/00

HUDSON ENVIRONMENTAL SERVICES, INC.
Mail: 22 Hudson Falls Rd., So. Glens Falls, NY 12803
Delivery: 211 Ferry Blvd., So. Glens Falls, NY 12803
Phone: 518/747-1060 Fax: 518/747-1062

CLIENT: EHC

SAMPLE DESCRIPTION: EHC-B2 - 0-16

H.E.S. #: 000322N02 (Continued)

PARAMETER	METHOD	RESULT	UNITS	TEST DATE
1,1,1,2-Tetrachloroethane	SW846-8021B	<5.0	ug/kg	03/28/00
Ethylbenzene	SW846-8021B	<5.0	ug/kg	03/28/00
m-Xylene-p-Xylene	SW846-8021B	<10	ug/kg	03/28/00
o-Xylene	SW846-8021B	<5.0	ug/kg	03/28/00
Styrene	SW846-8021B	<5.0	ug/kg	03/28/00
Bromoform	SW846-8021B	<5.0	ug/kg	03/28/00
Isopropylbenzene	SW846-8021B	<5.0	ug/kg	03/28/00
Bromobenzene	SW846-8021B	<5.0	ug/kg	03/28/00
1,1,2,2-Tetrachloroethane	SW846-8021B	<5.0	ug/kg	03/28/00
1,2,3-Trichloropropane	SW846-8021B	<5.0	ug/kg	03/28/00
n-Propylbenzene	SW846-8021B	<5.0	ug/kg	03/28/00
2-Chlorotoluene	SW846-8021B	<5.0	ug/kg	03/28/00
4-Chlorotoluene	SW846-8021B	<5.0	ug/kg	03/28/00
1,3,5-Trimethylbenzene	SW846-8021B	<5.0	ug/kg	03/28/00
4-Isopropyltoluene	SW846-8021B	<5.0	ug/kg	03/28/00
1,2,4-Trimethylbenzene	SW846-8021B	<5.0	ug/kg	03/28/00
sec-Butylbenzene	SW846-8021B	<5.0	ug/kg	03/28/00
1,3-Dichlorobenzene	SW846-8021B	<5.0	ug/kg	03/28/00
tert-Butylbenzene	SW846-8021B	<5.0	ug/kg	03/28/00
1,4-Dichlorobenzene	SW846-8021B	<5.0	ug/kg	03/28/00
1,2-Dichlorobenzene	SW846-8021B	<5.0	ug/kg	03/28/00
n-Butylbenzene	SW846-8021B	<5.0	ug/kg	03/28/00
1,2-Dibromo-3-chloropropane	SW846-8021B	<5.0	ug/kg	03/28/00
1,2,4-Trichlorobenzene	SW846-8021B	<5.0	ug/kg	03/28/00
Hexachlorobutadiene	SW846-8021B	<5.0	ug/kg	03/28/00
Naphthalene	SW846-8021B	<5.0	ug/kg	03/28/00
1,2,3-Trichlorobenzene	SW846-8021B	<5.0	ug/kg	03/28/00
MTBE	SW846-8021B	<5.0	ug/kg	03/28/00
Non-Target Peaks		Negative		

HUDSON ENVIRONMENTAL SERVICES, INC.
Mail: 22 Hudson Falls Rd., So. Glens Falls, NY 12803
Delivery: 211 Ferry Blvd., So. Glens Falls, NY 12803
Phone: 518/747-1060 Fax: 518/747-1062

CLIENT: EHC

DATE SAMPLED: 03/22/00

SAMPLE DESCRIPTION: MW-2

TIME SAMPLED: am

MATRIX: Groundwater

DATE SAMPLE RECD: 03/22/00

LOCATION: Not Specified - Sharons Cleaners

TYPE: Grab

H.E.S. #: 000322N05

SAMPLER: M.Reynolds/EHC

PARAMETER	METHOD	RESULT	UNITS	TEST DATE
Dichlorodifluoromethane	SW846-8021B	<5.0	ug/l	03/31/00
Chloromethane	SW846-8021B	<5.0	ug/l	03/31/00
Vinyl chloride	SW846-8021B	<5.0	ug/l	03/31/00
Chloroethane	SW846-8021B	<5.0	ug/l	03/31/00
Bromomethane	SW846-8021B	<5.0	ug/l	03/31/00
Trichlorofluoromethane	SW846-8021B	<5.0	ug/l	03/31/00
1,1-Dichloroethene	SW846-8021B	<5.0	ug/l	03/31/00
Methylene chloride	SW846-8021B	<5.0	ug/l	03/31/00
trans-1,2-Dichloroethene	SW846-8021B	<5.0	ug/l	03/31/00
1,1-Dichloroethane	SW846-8021B	<5.0	ug/l	03/31/00
2,2-Dichloropropane	SW846-8021B	<5.0	ug/l	03/31/00
cis-1,2-Dichloroethene	SW846-8021B	<5.0	ug/l	03/31/00
Bromochloromethane	SW846-8021B	<5.0	ug/l	03/31/00
Chloroform	SW846-8021B	<5.0	ug/l	03/31/00
1,1,1-Trichloroethane	SW846-8021B	<5.0	ug/l	03/31/00
1,1-Dichloropropene	SW846-8021B	<5.0	ug/l	03/31/00
Carbon Tetrachloride	SW846-8021B	<5.0	ug/l	03/31/00
Benzene	SW846-8021B	<5.0	ug/l	03/31/00
1,2-Dichloroethane	SW846-8021B	<5.0	ug/l	03/31/00
Trichloroethene	SW846-8021B	11	ug/l	03/31/00
1,2-Dichloropropane	SW846-8021B	<5.0	ug/l	03/31/00
Dibromomethane	SW846-8021B	<5.0	ug/l	03/31/00
Bromodichloromethane	SW846-8021B	<5.0	ug/l	03/31/00
cis-1,3-Dichloropropene	SW846-8021B	<5.0	ug/l	03/31/00
Toluene	SW846-8021B	<5.0	ug/l	03/31/00
trans-1,3-Dichloropropene	SW846-8021B	<5.0	ug/l	03/31/00
1,1,2-Trichloroethane	SW846-8021B	<5.0	ug/l	03/31/00
Tetrachloroethene	SW846-8021B	875	ug/l	03/31/00
1,3-Dichloropropane	SW846-8021B	<5.0	ug/l	03/31/00
Dibromochloromethane	SW846-8021B	<5.0	ug/l	03/31/00
1,2-Dibromoethane	SW846-8021B	<5.0	ug/l	03/31/00
Chlorobenzene	SW846-8021B	<5.0	ug/l	03/31/00

CLIENT: EHC

SAMPLE DESCRIPTION: **MW-2**

H.E.S. #: 000322N05 (Continued)

PARAMETER	METHOD	RESULT	UNITS	TEST DATE
1,1,1,2-Tetrachloroethane	SW846-8021B	<5.0	ug/l	03/31/00
Ethylbenzene	SW846-8021B	<5.0	ug/l	03/31/00
m-Xylene-p-Xylene	SW846-8021B	<10	ug/l	03/31/00
o-Xylene	SW846-8021B	<5.0	ug/l	03/31/00
Styrene	SW846-8021B	<5.0	ug/l	03/31/00
Bromoform	SW846-8021B	<5.0	ug/l	03/31/00
Isopropylbenzene	SW846-8021B	<5.0	ug/l	03/31/00
Bromobenzene	SW846-8021B	<5.0	ug/l	03/31/00
1,1,2,2-Tetrachloroethane	SW846-8021B	<5.0	ug/l	03/31/00
1,2,3-Trichloropropane	SW846-8021B	<5.0	ug/l	03/31/00
n-Propylbenzene	SW846-8021B	<5.0	ug/l	03/31/00
2-Chlorotoluene	SW846-8021B	<5.0	ug/l	03/31/00
4-Chlorotoluene	SW846-8021B	<5.0	ug/l	03/31/00
1,3,5-Trimethylbenzene	SW846-8021B	<5.0	ug/l	03/31/00
4-Isopropyltoluene	SW846-8021B	<5.0	ug/l	03/31/00
1,2,4-Trimethylbenzene	SW846-8021B	<5.0	ug/l	03/31/00
sec-Butylbenzene	SW846-8021B	<5.0	ug/l	03/31/00
1,3-Dichlorobenzene	SW846-8021B	<5.0	ug/l	03/31/00
tert-Butylbenzene	SW846-8021B	<5.0	ug/l	03/31/00
1,4-Dichlorobenzene	SW846-8021B	<5.0	ug/l	03/31/00
1,2-Dichlorobenzene	SW846-8021B	<5.0	ug/l	03/31/00
n-Butylbenzene	SW846-8021B	<5.0	ug/l	03/31/00
1,2-Dibromo-3-chloropropane	SW846-8021B	<5.0	ug/l	03/31/00
1,2,4-Trichlorobenzene	SW846-8021B	<5.0	ug/l	03/31/00
Hexachlorobutadiene	SW846-8021B	<5.0	ug/l	03/31/00
Naphthalene	SW846-8021B	<5.0	ug/l	03/31/00
1,2,3-Trichlorobenzene	SW846-8021B	<5.0	ug/l	03/31/00
MTBE	SW846-8021B	<5.0	ug/l	03/31/00
Non-Target Peaks		Negative		

HUDSON ENVIRONMENTAL SERVICES, INC.
Mail: 22 Hudson Falls Rd., So. Glens Falls, NY 12803
Delivery: 211 Ferry Blvd., So. Glens Falls, NY 12803
Phone: 518/747-1060 Fax: 518/747-1062

CLIENT: EHC

SAMPLE DESCRIPTION: EHC-B3 - 0-16

MATRIX: Soil

LOCATION: Not Specified - Sharon's Cleaners

H.E.S. #: 000322N03

DATE SAMPLED: 03/22/00

TIME SAMPLED: Not Specified

DATE SAMPLE RECD: 03/22/00

TYPE: Composite

SAMPLER: M.Reynolds/EHC

PARAMETER	METHOD	RESULT	UNITS	TEST DATE
Dichlorodifluoromethane	SW846-8021B	<5.0	ug/kg	03/28/00
Chloromethane	SW846-8021B	<5.0	ug/kg	03/28/00
Vinyl chloride	SW846-8021B	<5.0	ug/kg	03/28/00
Chloroethane	SW846-8021B	<5.0	ug/kg	03/28/00
Bromomethane	SW846-8021B	<5.0	ug/kg	03/28/00
Trichlorofluoromethane	SW846-8021B	<5.0	ug/kg	03/28/00
1,1-Dichloroethene	SW846-8021B	<5.0	ug/kg	03/28/00
Methylene chloride	SW846-8021B	<5.0	ug/kg	03/28/00
trans-1,2-Dichloroethene	SW846-8021B	<5.0	ug/kg	03/28/00
1,1-Dichloroethane	SW846-8021B	<5.0	ug/kg	03/28/00
2,2-Dichloropropane	SW846-8021B	<5.0	ug/kg	03/28/00
cis-1,2-Dichloroethene	SW846-8021B	<5.0	ug/kg	03/28/00
Bromochloromethane	SW846-8021B	<5.0	ug/kg	03/28/00
Chloroform	SW846-8021B	<5.0	ug/kg	03/28/00
1,1,1-Trichloroethane	SW846-8021B	<5.0	ug/kg	03/28/00
1,1-Dichloropropene	SW846-8021B	<5.0	ug/kg	03/28/00
Carbon Tetrachloride	SW846-8021B	<5.0	ug/kg	03/28/00
Benzene	SW846-8021B	<5.0	ug/kg	03/28/00
1,2-Dichloroethane	SW846-8021B	<5.0	ug/kg	03/28/00
Trichloroethene	SW846-8021B	<5.0	ug/kg	03/28/00
1,2-Dichloropropane	SW846-8021B	<5.0	ug/kg	03/28/00
Dibromomethane	SW846-8021B	<5.0	ug/kg	03/28/00
Bromodichloromethane	SW846-8021B	<5.0	ug/kg	03/28/00
cis-1,3-Dichloropropene	SW846-8021B	<5.0	ug/kg	03/28/00
Toluene	SW846-8021B	<5.0	ug/kg	03/28/00
trans-1,3-Dichloropropene	SW846-8021B	<5.0	ug/kg	03/28/00
1,1,2-Trichloroethane	SW846-8021B	<5.0	ug/kg	03/28/00
Tetrachloroethene	SW846-8021B	175	ug/kg	03/28/00
1,3-Dichloropropane	SW846-8021B	<5.0	ug/kg	03/28/00
Dibromochloromethane	SW846-8021B	<5.0	ug/kg	03/28/00
1,2-Dibromoethane	SW846-8021B	<5.0	ug/kg	03/28/00
Chlorobenzene	SW846-8021B	<5.0	ug/kg	03/28/00

HUDSON ENVIRONMENTAL SERVICES, INC.
Mail: 22 Hudson Falls Rd., So. Glens Falls, NY 12803
Delivery: 211 Ferry Blvd., So. Glens Falls, NY 12803
Phone: 518/747-1060 Fax: 518/747-1062

CLIENT: EHC

SAMPLE DESCRIPTION: EHC-B3 - 0-16

H.E.S. #: 000322N03 (Continued)

PARAMETER	METHOD	RESULT	UNITS	TEST DATE
1,1,1,2-Tetrachloroethane	SW846-8021B	<5.0	ug/kg	03/28/00
Ethylbenzene	SW846-8021B	<5.0	ug/kg	03/28/00
m-Xylene-p-Xylene	SW846-8021B	<10	ug/kg	03/28/00
o-Xylene	SW846-8021B	<5.0	ug/kg	03/28/00
Styrene	SW846-8021B	<5.0	ug/kg	03/28/00
Bromoform	SW846-8021B	<5.0	ug/kg	03/28/00
Isopropylbenzene	SW846-8021B	<5.0	ug/kg	03/28/00
Bromobenzene	SW846-8021B	<5.0	ug/kg	03/28/00
1,1,2,2-Tetrachloroethane	SW846-8021B	<5.0	ug/kg	03/28/00
1,2,3-Trichloropropane	SW846-8021B	<5.0	ug/kg	03/28/00
n-Propylbenzene	SW846-8021B	<5.0	ug/kg	03/28/00
2-Chlorotoluene	SW846-8021B	<5.0	ug/kg	03/28/00
4-Chlorotoluene	SW846-8021B	<5.0	ug/kg	03/28/00
1,3,5-Trimethylbenzene	SW846-8021B	<5.0	ug/kg	03/28/00
4-Isopropyltoluene	SW846-8021B	<5.0	ug/kg	03/28/00
1,2,4-Trimethylbenzene	SW846-8021B	<5.0	ug/kg	03/28/00
sec-Butylbenzene	SW846-8021B	<5.0	ug/kg	03/28/00
1,3-Dichlorobenzene	SW846-8021B	<5.0	ug/kg	03/28/00
tert-Butylbenzene	SW846-8021B	<5.0	ug/kg	03/28/00
1,4-Dichlorobenzene	SW846-8021B	<5.0	ug/kg	03/28/00
1,2-Dichlorobenzene	SW846-8021B	<5.0	ug/kg	03/28/00
n-Butylbenzene	SW846-8021B	<5.0	ug/kg	03/28/00
1,2-Dibromo-3-chloropropane	SW846-8021B	<5.0	ug/kg	03/28/00
1,2,4-Trichlorobenzene	SW846-8021B	<5.0	ug/kg	03/28/00
Hexachlorobutadiene	SW846-8021B	<5.0	ug/kg	03/28/00
Naphthalene	SW846-8021B	<5.0	ug/kg	03/28/00
1,2,3-Trichlorobenzene	SW846-8021B	<5.0	ug/kg	03/28/00
MTBE	SW846-8021B	<5.0	ug/kg	03/28/00
Non-Target Peaks		Negative		

HUDSON ENVIRONMENTAL SERVICES, INC.
Mail: 22 Hudson Falls Rd., So. Glens Falls, NY 12803
Delivery: 211 Ferry Blvd., So. Glens Falls, NY 12803
Phone: 518/747-1060 Fax: 518/747-1062

CLIENT: EHC

DATE SAMPLED: 03/22/00

SAMPLE DESCRIPTION: MW-3

TIME SAMPLED: Not Specified

MATRIX: Groundwater

DATE SAMPLE RECD: 03/22/00

LOCATION: Not Specified -Sharons cleaners

TYPE: Grab

H.E.S. #: 000322N06

SAMPLER: M.Reynolds/EHC

PARAMETER	METHOD	RESULT	UNITS	TEST DATE
Dichlorodifluoromethane	SW846-8021B	<0.5	ug/l	03/30/00
Chloromethane	SW846-8021B	<0.5	ug/l	03/30/00
Vinyl chloride	SW846-8021B	<0.5	ug/l	03/30/00
Chloroethane	SW846-8021B	<0.5	ug/l	03/30/00
Bromomethane	SW846-8021B	<0.5	ug/l	03/30/00
Trichlorofluoromethane	SW846-8021B	<0.5	ug/l	03/30/00
1,1-Dichloroethene	SW846-8021B	<0.5	ug/l	03/30/00
Methylene chloride	SW846-8021B	<0.5	ug/l	03/30/00
trans-1,2-Dichloroethene	SW846-8021B	<0.5	ug/l	03/30/00
1,1-Dichloroethane	SW846-8021B	<0.5	ug/l	03/30/00
2,2-Dichloropropane	SW846-8021B	<0.5	ug/l	03/30/00
cis-1,2-Dichloroethene	SW846-8021B	<0.5	ug/l	03/30/00
Bromochloromethane	SW846-8021B	<0.5	ug/l	03/30/00
Chloroform	SW846-8021B	<0.5	ug/l	03/30/00
1,1,1-Trichloroethane	SW846-8021B	<0.5	ug/l	03/30/00
1,1-Dichloropropene	SW846-8021B	<0.5	ug/l	03/30/00
Carbon Tetrachloride	SW846-8021B	<0.5	ug/l	03/30/00
Benzene	SW846-8021B	<0.5	ug/l	03/30/00
1,2-Dichloroethane	SW846-8021B	<0.5	ug/l	03/30/00
Trichloroethene	SW846-8021B	<0.5	ug/l	03/30/00
1,2-Dichloropropane	SW846-8021B	<0.5	ug/l	03/30/00
Dibromomethane	SW846-8021B	<0.5	ug/l	03/30/00
Bromodichloromethane	SW846-8021B	<0.5	ug/l	03/30/00
cis-1,3-Dichloropropene	SW846-8021B	<0.5	ug/l	03/30/00
Toluene	SW846-8021B	<0.5	ug/l	03/30/00
trans-1,3-Dichloropropene	SW846-8021B	<0.5	ug/l	03/30/00
1,1,2-Trichloroethane	SW846-8021B	<0.5	ug/l	03/30/00
Tetrachloroethene	SW846-8021B	29	ug/l	03/30/00
1,3-Dichloropropane	SW846-8021B	<0.5	ug/l	03/30/00
Dibromochloromethane	SW846-8021B	<0.5	ug/l	03/30/00
1,2-Dibromoethane	SW846-8021B	<0.5	ug/l	03/30/00
Chlorobenzene	SW846-8021B	<0.5	ug/l	03/30/00

HES

HUDSON ENVIRONMENTAL SERVICES, INC.
Mail: 22 Hudson Falls Rd., So. Glens Falls, NY 12803
Delivery: 211 Ferry Blvd., So. Glens Falls, NY 12803
Phone: 518/747-1060 Fax: 518/747-1062

CLIENT: EHC

SAMPLE DESCRIPTION: **MW-3**

H.E.S. #: 000322N06 (Continued)

PARAMETER	METHOD	RESULT	UNITS	TEST DATE
1,1,1,2-Tetrachloroethane	SW846-8021B	<0.5	ug/l	03/30/00
Ethylbenzene	SW846-8021B	<0.5	ug/l	03/30/00
m-Xylene-p-Xylene	SW846-8021B	<1.0	ug/l	03/30/00
o-Xylene	SW846-8021B	<0.5	ug/l	03/30/00
Styrene	SW846-8021B	<0.5	ug/l	03/30/00
Bromoform	SW846-8021B	<0.5	ug/l	03/30/00
Isopropylbenzene	SW846-8021B	<0.5	ug/l	03/30/00
Bromobenzene	SW846-8021B	<0.5	ug/l	03/30/00
1,1,2,2-Tetrachloroethane	SW846-8021B	<0.5	ug/l	03/30/00
1,2,3-Trichloropropane	SW846-8021B	<0.5	ug/l	03/30/00
n-Propylbenzene	SW846-8021B	<0.5	ug/l	03/30/00
2-Chlorotoluene	SW846-8021B	<0.5	ug/l	03/30/00
4-Chlorotoluene	SW846-8021B	<0.5	ug/l	03/30/00
1,3,5-Trimethylbenzene	SW846-8021B	<0.5	ug/l	03/30/00
4-Isopropyltoluene	SW846-8021B	<0.5	ug/l	03/30/00
1,2,4-Trimethylbenzene	SW846-8021B	<0.5	ug/l	03/30/00
sec-Butylbenzene	SW846-8021B	<0.5	ug/l	03/30/00
1,3-Dichlorobenzene	SW846-8021B	<0.5	ug/l	03/30/00
tert-Butylbenzene	SW846-8021B	<0.5	ug/l	03/30/00
1,4-Dichlorobenzene	SW846-8021B	<0.5	ug/l	03/30/00
1,2-Dichlorobenzene	SW846-8021B	<0.5	ug/l	03/30/00
n-Butylbenzene	SW846-8021B	<0.5	ug/l	03/30/00
1,2-Dibromo-3-chloropropane	SW846-8021B	<0.5	ug/l	03/30/00
1,2,4-Trichlorobenzene	SW846-8021B	<0.5	ug/l	03/30/00
Hexachlorobutadiene	SW846-8021B	<0.5	ug/l	03/30/00
Naphthalene	SW846-8021B	<0.5	ug/l	03/30/00
1,2,3-Trichlorobenzene	SW846-8021B	<0.5	ug/l	03/30/00
MTBE	SW846-8021B	<0.5	ug/l	03/30/00

Non-Target Peaks Negative

Approval By: MLHaugh
Date: 3-31-00
All samples were anlayzed within EPA prescribed holding times.
N.Y.S.D.O.H. Lab ID #11140

APPENDIX D

CON-TEST LABORATORY

ANALYTICAL RESULTS

FOR

AIR SAMPLING

con-test
ANALYTICAL LABORATORY
39 Spruce Street * 2nd Floor * East Longmeadow, MA 01028 * FAX 413/525-6405 * TEL 413/525-2332

REPORT DATE 3/8/01

ENVIRONMENTAL HYDROGEOLOGY CORPORATI
900 P.T. 146
CLIFTON PARK, NJ 12065
ATTN: MONA ZULLO/ERIC HOLT

CONTRACT NUMBER:
PURCHASE ORDER NUMBER:

PROJECT NUMBER:

ANALYTICAL SUMMARY

LIMS BAT #: LIMS-54056
JOB NUMBER: -

The results of analyses performed on the following samples submitted to the CON-TEST Analytical Laboratory are found in this report.

PROJECT LOCATION: SHARON CLEANERS

FIELD SAMPLE #	LAB ID	MATRIX	SAMPLE DESCRIPTION	TEST
EHC-A1	01804939	AIR	NOT SPECIFIED	to-14
EHC-A2	01804940	AIR	NOT SPECIFIED	to-14

The CON-TEST Environmental Laboratory operates under the following certifications and accreditations :

AIHA 100033	AIHA ELLAP (LEAD) 100033
MASSACHUSETTS MA0100	NEW HAMPSHIRE 2516
CONNECTICUT PH-0567	VERMONT DOH (LEAD) No. LL015036
NEW YORK ELAP 10899	RHODE ISLAND (LIC. No. 112)

I certify that the analyses listed above, unless specifically listed as subcontracted, if any, were performed under my direction according to the approved methodologies listed in this document, and that based upon my inquiry of those individuals immediately responsible for obtaining the information, the material contained in this report is, to the best of my knowledge and belief, accurate and complete.

Edward Denson 3/7/01

SIGNATURE DATE

Tod Kopyscinski
Director of Operations

Edward Denson
Technical Director

Results for Method To-14

Lab ID Number: 00B04939
Client ID Number: EHC-A1
Gillespie BASEMENT

LIMS Number: 54056
Date Analyzed: 3/5/01
Analyst: CJW

Analyte:	Sample Results PPBv	Sample Results UG/M3	MDL PPBv	MDL UG/M3
Trichloroethene	ND	ND	0.5	2.7
Tetrachloroethene	1.0	6.8	0.5	3.4
Surrogate Recovery (4-Bromofluorobenzene)	92	%		

MDL = Minimum Detectable Limit
ND = Not Detected
PPBv = Parts Per Billion By Volume

Method: TO-14 (Modified)

Sampled into a Summa Canister. Analyzed by GCMS.

Results for Method To-14

Lab ID Number: 00B04940
Client ID Number: EHC-A2
OUTDOOR- BACKGROUND.

LIMS Number: 54056
Date Analyzed: 3/5/01
Analyst: CJW

Analyte:	Sample Results PPBv	Sample Results UG/M3	MDL PPBv	MDL UG/M3
Trichloroethene	ND	ND	0.5	2.7
Tetrachloroethene	0.83	5.6	0.5	3.4
Surrogate Recovery (4-Bromofluorobenzene)	90	%		

MDL = Minimum Detectable Limit
ND = Not Detected
PPBv = Parts Per Billion By Volume

Method: TO-14 (Modified)

Sampled into a Summa Canister. Analyzed by GCMS.

Dept. of Environmental Conservation
RECEIVED
MAY 14 2001
Regional Engineer - Region 5
Ray Brook, NY 12977

APPENDIX ~~E~~ I

as per 8/6/01 submitted Rose M-

UPSTATE LABORATORIES INC.

ANALYTICAL RESULTS

AND QA/QC CATEGORY B INFORMATION

FOR

MW-1, MW-2, MW-4 AND MW-5

Upstate Laboratories, Inc.

6034 Corporate Drive
East Syracuse, New York 13057-1017

Sample Data Summary Package

Case Narrative, Summary of Test Results, Summary of QC Results, and Chain of Custody Documentation
Volume 1 of 2

SDG No. ENH01

Project:

Sharon Cleaners
Saratoga Springs, New York

Prepared for:

Ms. Mona M. Zullo
Environmental Hydrogeology Corp.
900 Route 146
Clifton Park, NY 12065

Samples Collected:

February 28, 2001
March 1, 2001

New York Lab Code 10170

NEW YORK STATE DEPARTMENT OF ENVIRONMENTAL CONSERVATION

SAMPLE IDENTIFICATION AND
ANALYTICAL REQUIREMENT SUMMARY

Customer Sample Code	Laboratory Sample Code	Analytical Requirements					
		VOA GC/MS Method #	BNA GC/MS Method #	VOA GC Method #	Pest PCBs Method #	Metals	Wet Chemistry and Other
MW-4 15-19'	06101015	8260	-	-	-	-	Percent Solids
MW-4 19-23'	06101016	8260	-	-	-	-	Percent Solids
MW-4 23-27'	06101017	8260	-	-	-	-	Percent Solids
MW-4 23-27' MS	06101017MS	8260	-	-	-	-	Percent Solids
MW-4 23-27' MSD	06101017MSD	8260	-	-	-	-	-
MW-4 27-31'	06101018	8260	-	-	-	-	Percent Solids
MW-1	06101019	8260	-	-	-	-	-
MW-2	06101020	8260	-	-	-	-	-
MW-4	06101021	8260	-	-	-	-	-
MW-4 MS	06101021MS	8260	-	-	-	-	-
MW-4 MSD	06101021MSD	8260	-	-	-	-	-
MW-5	06101022	8260	-	-	-	-	-

Narrative

1.0 Summary

This report presents the sample test results and quality control results for four solid and four groundwater samples collected for the Sharon Cleaners Project, Saratoga, New York. The samples were analyzed for the parameters listed in Section 3.0, below.

This report is divided into two packages and two volumes. The Sample Data Summary Package (Volume 1) presents a summary of the test results and quality control data. This abbreviated format is useful to engineers and environmental scientists. The Sample Data Package (Volume 2) is a comprehensive report containing instrument raw data. It is formatted for validation by an independent third party.

2.0 Chain of Custody

The samples were collected by Environmental Hydrogeology Corp. on February 28 and March 1, 2001, and were dropped of at Upstate Laboratories Inc., Albany, New York. From there the samples were shipped to Upstate Laboratories, Inc., Syracuse, New York via Eastern Connection. The Chain of Custody documentation is copied in Volumes 1 & 2.

3.0 Methodology

The analyses were performed using test methods developed by the USEPA. The specific method numbers are:

Parameter	Method	Reference
Volatile Organics	8260	(3)
Percent Solids	2540 G	(2)

(2) "Standard Methods for the Examination of Water and Wastewater", APHA, AWWA, WEF, 18th Ed., 1992.
(3) "Test Methods for Evaluating Solid Waste, Physical/Chemical Methods", USEPA, SW-846, 3rd ED.

4.0 Quality Control

Quality control data includes method blanks, reference samples, matrix spikes, matrix spike duplicates, duplicates, and surrogate recoveries. For wet chemistry, the association of QC data with sample data is made through the use of the "File No." found on both the final report pages and the QC summary pages.

5.0 Internal Validation

The following observations are offered:

Volatiles by GC/MS

Holding Time : Criteria were satisfied.

Calibration : Several target compounds were manually integrated in the IC and CC.

Method Blanks : Methylene Chloride was detected in VBLK01, VBLK02 and VBLK04 above the PQL but below the CRQL due to laboratory contamination. Methylene Chloride was detected above the CRDL and Acetone was detected above the PQL but below the CRDL in VBLK03, both due to laboratory contamination.

MSB : Criteria were satisfied.

MS/MSD : Criteria were satisfied.

Surrogates : Criteria were satisfied.

Inter. Stds. : Criteria were satisfied.

Approved Anthony J. Scala

Anthony J. Scala, Director

QC088-01

Sample Data

Upstate Laboratories, Inc.

1A

EPA SAMPLE NO.

VOLATILE ORGANICS ANALYSIS DATA SHEET

MW-415

Lab Name: UPSTATE LABS Contract: ENVIRO HY

Lab Code: 10170 Case No.: 01 SAS No.: _____ SDG No.: ENH01

Matrix: (soil/water) SOIL Lab Sample ID: 6101015

Sample wt/vol: 5.0 (g/ml) G Lab File ID: D5189.D

Level: (low/med) LOW Date Received: 3/2/01

% Moisture: not dec. 11 Date Analyzed: 3/9/01

GC Column: RTX-VM ID: 0.53 (mm) Dilution Factor: 1.0

Soil Extract Volume: _____ (uL) Soil Aliquot Volume: _____ (uL)

CAS NO.	COMPOUND	CONCENTRATION UNITS: (ug/L or ug/Kg) UG/KG	Q
74-87-3	Chloromethane	6	U
75-1-4	Vinyl Chloride	6	U
74-83-9	Bromomethane	6	U
75-00-3	Chloroethane	6	U
75-69-4	Trichlorofluoromethane	6	U
67-64-1	Acetone	11	U
75-35-4	1,1-Dichloroethene	6	U
74-88-4	Iodomethane	6	U
75-15-0	Carbon Disulfide	6	U
75-09-2	Methylene Chloride	13	B
107-13-1	Acrylonitrile	110	U
156-60-5	trans-1,2-Dichloroethene	6	U
75-34-33	1,1-Dichloroethane	6	U
108-5-4	Vinyl Acetate	56	U
78-93-3	2-Butanone	11	U
156-59-2	cis-1,2-Dichloroethene	6	U
67-66-3	Chloroform	6	U
74-97-5	Bromochloromethane	6	U
71-55-6	1,1,1-Trichloroethane	6	U
56-23-5	Carbon Tetrachloride	6	U
71-43-2	Benzene	6	U
107-06-2	1,2-Dichloroethane	6	U
97-01-6	Trichloroethene	6	U
78-87-5	1,2-Dichloropropane	6	U
75-27-4	Bromodichloromethane	6	U
74-95-3	Dibromomethane	6	U
108-10-1	4-Methyl-2-pentanone	11	U
10061-1-5	cis-1,3-Dichloropropene	6	U
108-88-3	Toluene	6	U
10061-2-6	trans-1,3-Dichloropropene	6	U
79-00-5	1,1,2-Trichloroethane	6	U
591-78-6	2-Hexanone	11	U
127-18-4	Tetrachloroethene	15	
124-48-1	Dibromochloromethane	6	U
106-93-4	1,2-Dibromoethane	6	U
108-90-7	Chlorobenzene	6	U
630-20-6	1,1,1,2-Tetrachloroethane	6	U
100-41-4	Ethylbenzene	6	U
108-38-3	m,p-Xylene	6	U

1A

EPA SAMPLE NO.

VOLATILE ORGANICS ANALYSIS DATA SHEET

MW-415

Lab Name: UPSTATE LABS Contract: ENVIRO HY

Lab Code: 10170 Case No.: 01 SAS No.: _____ SDG No.: ENH01

Matrix: (soil/water) SOIL Lab Sample ID: 6101015

Sample wt/vol: 5.0 (g/ml) G Lab File ID: D5189.D

Level: (low/med) LOW Date Received: 3/2/01

% Moisture: not dec. 11 Date Analyzed: 3/9/01

GC Column: RTX-VM ID: 0.53 (mm) Dilution Factor: 1.0

Soil Extract Volume: _____ (uL) Soil Aliquot Volume: _____ (uL)

CAS NO.	COMPOUND	CONCENTRATION UNITS: (ug/L or ug/Kg) UG/KG	Q
95-47-6	o-Xylene	6	U
100-42-5	Styrene	6	U
75-25-2	Bromoform	6	U
79-34-5	1,1,2,2-Tetrachloroethane	6	U
96-18-4	1,2,3-Trichloropropane	6	U
110-57-6	1,4-Dichloro-2-butene	11	U
541-73-1	1,3-Dichlorobenzene	6	U
106-46-7	1,4-Dichlorobenzene	6	U
95-50-1	1,2-Dichlorobenzene	6	U
96-12-8	1,2-Dibromo-3-chloro-propane	11	U

1E

VOLATILE ORGANICS ANALYSIS DATA SHEET
TENTATIVELY IDENTIFIED COMPOUNDS

EPA SAMPLE NO.

MW-415

Lab Name: UPSTATE LABS Contract: ENVIRO HY

Lab Code: 10170 Case No.: 01 SAS No.: SDG No.: ENH01

Matrix: (soil/water) SOIL Lab Sample ID: 6101015

Sample wt/vol: 5.0 (g/ml) G Lab File ID: D5189.D

Level: (low/med) LOW Date Received: 3/2/01

% Moisture: not dec. 11 Date Analyzed: 3/9/01

GC Column: RTX-VM ID: 0.53 (mm) Dilution Factor: 1.0

Soil Extract Volume: 1 (uL) Soil Aliquot Volume: 1 (uL)

CONCENTRATION UNITS:
(ug/L or ug/Kg) UG/KG

Number TICs found: 0

CAS NO.	COMPOUND NAME	RT	EST. CONC.	Q

1A

EPA SAMPLE NO.

VOLATILE ORGANICS ANALYSIS DATA SHEET

MW-419

Lab Name: UPSTATE LABS Contract: ENVIRO HY

Lab Code: 10170 Case No.: 01 SAS No.: SDG No.: ENH01

Matrix: (soil/water) SOIL Lab Sample ID: 6101016

Sample wt/vol: 5.0 (g/ml) G Lab File ID: D5190.D

Level: (low/med) LOW Date Received: 3/2/01

% Moisture: not dec. 18 Date Analyzed: 3/9/01

GC Column: RTX-VM ID: 0.53 (mm) Dilution Factor: 1.0

Soil Extract Volume: (uL) Soil Aliquot Volume: (uL)

CONCENTRATION UNITS:

CAS NO.	COMPOUND	(ug/L or ug/Kg) UG/KG	Q
74-87-3	Chloromethane	6	U
75-1-4	Vinyl Chloride	6	U
74-83-9	Bromomethane	6	U
75-00-3	Chloroethane	6	U
75-69-4	Trichlorofluoromethane	6	U
67-64-1	Acetone	12	U
75-35-4	1,1-Dichloroethene	6	U
74-88-4	Iodomethane	6	U
75-15-0	Carbon Disulfide	6	U
75-09-2	Methylene Chloride	14	B
107-13-1	Acrylonitrile	120	U
156-60-5	trans-1,2-Dichloroethene	6	U
75-34-33	1,1-Dichloroethane	6	U
108-5-4	Vinyl Acetate	61	U
78-93-3	2-Butanone	12	U
156-59-2	cis-1,2-Dichloroethene	6	U
67-66-3	Chloroform	6	U
74-97-5	Bromochloromethane	6	U
71-55-6	1,1,1-Trichloroethane	6	U
56-23-5	Carbon Tetrachloride	6	U
71-43-2	Benzene	6	U
107-06-2	1,2-Dichloroethane	6	U
97-01-6	Trichloroethene	6	U
78-87-5	1,2-Dichloropropane	6	U
75-27-4	Bromodichloromethane	6	U
74-95-3	Dibromomethane	6	U
108-10-1	4-Methyl-2-pentanone	12	U
10061-1-5	cis-1,3-Dichloropropene	6	U
108-88-3	Toluene	6	U
10061-2-6	trans-1,3-Dichloropropene	6	U
79-00-5	1,1,2-Trichloroethane	6	U
591-78-6	2-Hexanone	12	U
127-18-4	Tetrachloroethene	3	J
124-48-1	Dibromochloromethane	6	U
106-93-4	1,2-Dibromoethane	6	U
108-90-7	Chlorobenzene	6	U
630-20-6	1,1,1,2-Tetrachloroethane	6	U
100-41-4	Ethylbenzene	6	U
108-38-3	m,p-Xylene	6	U

1A

EPA SAMPLE NO.

VOLATILE ORGANICS ANALYSIS DATA SHEET

MW-419

Lab Name: UPSTATE LABS Contract: ENVIRO HY

Lab Code: 10170 Case No.: 01 SAS No.: SDG No.: ENH01

Matrix: (soil/water) SOIL Lab Sample ID: 6101016

Sample wt/vol: 5.0 (g/ml) G Lab File ID: D5190.D

Level: (low/med) LOW Date Received: 3/2/01

% Moisture: not dec. 18 Date Analyzed: 3/9/01

GC Column: RTX-VM ID: 0.53 (mm) Dilution Factor: 1.0

Soil Extract Volume: (uL) Soil Aliquot Volume: (uL)

CAS NO.	COMPOUND	CONCENTRATION UNITS: (ug/L or ug/Kg) UG/KG	Q
95-47-6	o-Xylene	6	U
100-42-5	Styrene	6	U
75-25-2	Bromoform	6	U
79-34-5	1,1,2,2-Tetrachloroethane	6	U
96-18-4	1,2,3-Trichloropropane	6	U
110-57-6	1,4-Dichloro-2-butene	12	U
541-73-1	1,3-Dichlorobenzene	6	U
106-46-7	1,4-Dichlorobenzene	6	U
95-50-1	1,2-Dichlorobenzene	6	U
96-12-8	1,2-Dibromo-3-chloro-propane	12	U

1E

VOLATILE ORGANICS ANALYSIS DATA SHEET
TENTATIVELY IDENTIFIED COMPOUNDS

EPA SAMPLE NO.

MW-419

Lab Name: UPSTATE LABS Contract: ENVIRO HY

Lab Code: 10170 Case No.: 01 SAS No.: SDG No.: ENH01

Matrix: (soil/water) SOIL Lab Sample ID: 6101016

Sample wt/vol: 5.0 (g/ml) G Lab File ID: D5190.D

Level: (low/med) LOW Date Received: 3/2/01

% Moisture: not dec. 18 Date Analyzed: 3/9/01

GC Column: RTX-VM ID: 0.53 (mm) Dilution Factor: 1.0

Soil Extract Volume: 1 (uL) Soil Aliquot Volume: 1 (uL)

CONCENTRATION UNITS:
(ug/L or ug/Kg) UG/KG

Number TICs found: 1

	CAS NO.	COMPOUND NAME	RT	EST. CONC.	Q
1.	003789-85-3	Benzoic acid, 2-[(trimethylsilyl)ox	20.87	6	JN

1A

EPA SAMPLE NO.

VOLATILE ORGANICS ANALYSIS DATA SHEET

MW-423

Lab Name: UPSTATE LABS Contract: ENVIRO HY

Lab Code: 10170 Case No.: 01 SAS No.: SDG No.: ENH01

Matrix: (soil/water) SOIL Lab Sample ID: 6101017

Sample wt/vol: 5.0 (g/ml) G Lab File ID: D5192.D

Level: (low/med) LOW Date Received: 3/2/01

% Moisture: not dec. 15 Date Analyzed: 3/9/01

GC Column: RTX-VM ID: 0.53 (mm) Dilution Factor: 1.0

Soil Extract Volume: (uL) Soil Aliquot Volume: (uL)

CAS NO.	COMPOUND	CONCENTRATION UNITS: (ug/L or ug/Kg) UG/KG	Q
74-87-3	Chloromethane	6	U
75-1-4	Vinyl Chloride	6	U
74-83-9	Bromomethane	6	U
75-00-3	Chloroethane	6	U
75-69-4	Trichlorofluoromethane	6	U
67-64-1	Acetone	21	B
75-35-4	1,1-Dichloroethene	6	U
74-88-4	Iodomethane	6	U
75-15-0	Carbon Disulfide	6	U
75-09-2	Methylene Chloride	17	B
107-13-1	Acrylonitrile	120	U
156-60-5	trans-1,2-Dichloroethene	6	U
75-34-33	1,1-Dichloroethane	6	U
108-5-4	Vinyl Acetate	59	U
78-93-3	2-Butanone	12	U
156-59-2	cis-1,2-Dichloroethene	6	U
67-66-3	Chloroform	6	U
74-97-5	Bromochloromethane	6	U
71-55-6	1,1,1-Trichloroethane	6	U
56-23-5	Carbon Tetrachloride	6	U
71-43-2	Benzene	6	U
107-06-2	1,2-Dichloroethane	6	U
97-01-6	Trichloroethene	6	U
78-87-5	1,2-Dichloropropane	6	U
75-27-4	Bromodichloromethane	6	U
74-95-3	Dibromomethane	6	U
108-10-1	4-Methyl-2-pentanone	12	U
10061-1-5	cis-1,3-Dichloropropene	6	U
108-88-3	Toluene	6	U
10061-2-6	trans-1,3-Dichloropropene	6	U
79-00-5	1,1,2-Trichloroethane	6	U
591-78-6	2-Hexanone	12	U
127-18-4	Tetrachloroethene	2	J
124-48-1	Dibromochloromethane	6	U
106-93-4	1,2-Dibromoethane	6	U
108-90-7	Chlorobenzene	6	U
630-20-6	1,1,1,2-Tetrachloroethane	6	U
100-41-4	Ethylbenzene	6	U
108-38-3	m,p-Xylene	6	U

1A

EPA SAMPLE NO.

VOLATILE ORGANICS ANALYSIS DATA SHEET

MW-423

Lab Name: UPSTATE LABS Contract: ENVIRO HY

Lab Code: 10170 Case No.: 01 SAS No.: SDG No.: ENH01

Matrix: (soil/water) SOIL Lab Sample ID: 6101017

Sample wt/vol: 5.0 (g/ml) G Lab File ID: D5192.D

Level: (low/med) LOW Date Received: 3/2/01

% Moisture: not dec. 15 Date Analyzed: 3/9/01

GC Column: RTX-VM ID: 0.53 (mm) Dilution Factor: 1.0

Soil Extract Volume: (uL) Soil Aliquot Volume: (uL)

CAS NO.	COMPOUND	CONCENTRATION UNITS: (ug/L or ug/Kg) UG/KG	Q
95-47-6	o-Xylene	6	U
100-42-5	Styrene	6	U
75-25-2	Bromoform	6	U
79-34-5	1,1,2,2-Tetrachloroethane	6	U
96-18-4	1,2,3-Trichloropropane	6	U
110-57-6	1,4-Dichloro-2-butene	12	U
541-73-1	1,3-Dichlorobenzene	6	U
106-46-7	1,4-Dichlorobenzene	6	U
95-50-1	1,2-Dichlorobenzene	6	U
96-12-8	1,2-Dibromo-3-chloro-propane	12	U

1E

VOLATILE ORGANICS ANALYSIS DATA SHEET
TENTATIVELY IDENTIFIED COMPOUNDS

EPA SAMPLE NO.

MW-423

Lab Name: UPSTATE LABS Contract: ENVIRO HY

Lab Code: 10170 Case No.: 01 SAS No.: SDG No.: ENH01

Matrix: (soil/water) SOIL Lab Sample ID: 6101017

Sample wt/vol: 5.0 (g/ml) G Lab File ID: D5192.D

Level: (low/med) LOW Date Received: 3/2/01

% Moisture: not dec. 15 Date Analyzed: 3/9/01

GC Column: RTX-VM ID: 0.53 (mm) Dilution Factor: 1.0

Soil Extract Volume: 1 (uL) Soil Aliquot Volume: 1 (uL)

CONCENTRATION UNITS:
(ug/L or ug/Kg) UG/KG

Number TICs found: 0

CAS NO.	COMPOUND NAME	RT	EST. CONC.	Q

1A

EPA SAMPLE NO.

VOLATILE ORGANICS ANALYSIS DATA SHEET

MW-427

Lab Name: UPSTATE LABS Contract: ENVIRO HY

Lab Code: 10170 Case No.: 01 SAS No.: SDG No.: ENH01

Matrix: (soil/water) SOIL Lab Sample ID: 6101018

Sample wt/vol: 5.0 (g/ml) G Lab File ID: D5209.D

Level: (low/med) LOW Date Received: 3/2/01

% Moisture: not dec. 16 Date Analyzed: 3/12/01

GC Column: RTX-VM ID: 0.53 (mm) Dilution Factor: 1.0

Soil Extract Volume: (uL) Soil Aliquot Volume: (uL)

CAS NO.	COMPOUND	CONCENTRATION UNITS: (ug/L or ug/Kg) UG/KG	Q
74-87-3	Chloromethane	6	U
75-1-4	Vinyl Chloride	6	U
74-83-9	Bromomethane	6	U
75-00-3	Chloroethane	6	U
75-69-4	Trichlorofluoromethane	6	U
67-64-1	Acetone	12	U
75-35-4	1,1-Dichloroethene	6	U
74-88-4	Iodomethane	6	U
75-15-0	Carbon Disulfide	6	U
75-09-2	Methylene Chloride	17	B
107-13-1	Acrylonitrile	120	U
156-60-5	trans-1,2-Dichloroethene	6	U
75-34-33	1,1-Dichloroethane	6	U
108-5-4	Vinyl Acetate	60	U
78-93-3	2-Butanone	12	U
156-59-2	cis-1,2-Dichloroethene	6	U
67-66-3	Chloroform	6	U
74-97-5	Bromochloromethane	6	U
71-55-6	1,1,1-Trichloroethane	6	U
56-23-5	Carbon Tetrachloride	6	U
71-43-2	Benzene	6	U
107-06-2	1,2-Dichloroethane	6	U
97-01-6	Trichloroethene	6	U
78-87-5	1,2-Dichloropropane	6	U
75-27-4	Bromodichloromethane	6	U
74-95-3	Dibromomethane	6	U
108-10-1	4-Methyl-2-pentanone	12	U
10061-1-5	cis-1,3-Dichloropropene	6	U
108-88-3	Toluene	6	U
10061-2-6	trans-1,3-Dichloropropene	6	U
79-00-5	1,1,2-Trichloroethane	6	U
591-78-6	2-Hexanone	12	U
127-18-4	Tetrachloroethene	6	U
124-48-1	Dibromochloromethane	6	U
106-93-4	1,2-Dibromoethane	6	U
108-90-7	Chlorobenzene	6	U
630-20-6	1,1,1,2-Tetrachloroethane	6	U
100-41-4	Ethylbenzene	6	U
108-38-3	m,p-Xylene	6	U

1A

EPA SAMPLE NO.

VOLATILE ORGANICS ANALYSIS DATA SHEET

MW-427

Lab Name: UPSTATE LABS Contract: ENVIRO HY

Lab Code: 10170 Case No.: 01 SAS No.: SDG No.: ENH01

Matrix: (soil/water) SOIL Lab Sample ID: 6101018

Sample wt/vol: 5.0 (g/ml) G Lab File ID: D5209.D

Level: (low/med) LOW Date Received: 3/2/01

% Moisture: not dec. 16 Date Analyzed: 3/12/01

GC Column: RTX-VM ID: 0.53 (mm) Dilution Factor: 1.0

Soil Extract Volume: (uL) Soil Aliquot Volume: (uL)

CAS NO.	COMPOUND	CONCENTRATION UNITS: (ug/L or ug/Kg) UG/KG	Q
95-47-6	o-Xylene	6	U
100-42-5	Styrene	6	U
75-25-2	Bromoform	6	U
79-34-5	1,1,2,2-Tetrachloroethane	6	U
96-18-4	1,2,3-Trichloropropane	6	U
110-57-6	1,4-Dichloro-2-butene	12	U
541-73-1	1,3-Dichlorobenzene	6	U
106-46-7	1,4-Dichlorobenzene	6	U
95-50-1	1,2-Dichlorobenzene	6	U
96-12-8	1,2-Dibromo-3-chloro-propane	12	U

0000011

1E

VOLATILE ORGANICS ANALYSIS DATA SHEET
TENTATIVELY IDENTIFIED COMPOUNDS

EPA SAMPLE NO.

MW-427

Lab Name: UPSTATE LABS Contract: ENVIRO HY

Lab Code: 10170 Case No.: 01 SAS No.: SDG No.: ENH01

Matrix: (soil/water) SOIL Lab Sample ID: 6101018

Sample wt/vol: 5.0 (g/ml) G Lab File ID: D5209.D

Level: (low/med) LOW Date Received: 3/2/01

% Moisture: not dec. 16 Date Analyzed: 3/12/01

GC Column: RTX-VM ID: 0.53 (mm) Dilution Factor: 1.0

Soil Extract Volume: 1 (uL) Soil Aliquot Volume: 1 (uL)

CONCENTRATION UNITS:
(ug/L or ug/Kg) UG/KG

Number TICs found: 0

CAS NO.	COMPOUND NAME	RT	EST. CONC.	Q

1A

EPA SAMPLE NO.

VOLATILE ORGANICS ANALYSIS DATA SHEET

MW-1

Lab Name: UPSTATE LABS Contract: ENVIRONM

Lab Code: 10170 Case No.: 01 SAS No.: SDG No.: ENH01

Matrix: (soil/water) WATER Lab Sample ID: 6101019

Sample wt/vol: 5.0 (g/ml) ML Lab File ID: C8042.D

Level: (low/med) LOW Date Received: 3/2/01

% Moisture: not dec. Date Analyzed: 3/7/01

GC Column: RTX-VO ID: 0.53 (mm) Dilution Factor: 1.0

Soil Extract Volume: (uL) Soil Aliquot Volume: (uL)

CONCENTRATION UNITS:

CAS NO.	COMPOUND	(ug/L or ug/Kg) UG/L	Q
74-87-3	Chloromethane	5	U
75-1-4	Vinyl Chloride	5	U
74-83-9	Bromomethane	5	U
75-00-3	Chloroethane	5	U
75-69-4	Trichlorofluoromethane	5	U
67-64-1	Acetone	10	U
75-35-4	1,1-Dichloroethene	5	U
74-88-4	Iodomethane	5	U
75-15-0	Carbon Disulfide	5	U
75-09-2	Methylene Chloride	5	U
107-13-1	Acrylonitrile	100	U
156-60-5	trans-1,2-Dichloroethene	5	U
75-34-33	1,1-Dichloroethane	5	U
108-5-4	Vinyl Acetate	50	U
78-93-3	2-Butanone	10	U
156-59-2	cis-1,2-Dichloroethene	5	U
67-66-3	Chloroform	2	J
74-97-5	Bromochloromethane	5	U
71-55-6	1,1,1-Trichloroethane	5	U
56-23-5	Carbon Tetrachloride	5	U
71-43-2	Benzene	5	U
107-06-2	1,2-Dichloroethane	5	U
97-01-6	Trichloroethene	5	U
78-87-5	1,2-Dichloropropane	5	U
75-27-4	Bromodichloromethane	5	U
74-95-3	Dibromomethane	5	U
108-10-1	4-Methyl-2-pentanone	10	U
10061-1-5	cis-1,3-Dichloropropene	5	U
108-88-3	Toluene	5	U
10061-2-6	trans-1,3-Dichloropropene	5	U
79-00-5	1,1,2-Trichloroethane	5	U
591-78-6	2-Hexanone	10	U
127-18-4	Tetrachloroethene	12	
124-48-1	Dibromochloromethane	5	U
106-93-4	1,2-Dibromoethane	5	U
108-90-7	Chlorobenzene	5	U
630-20-6	1,1,1,2-Tetrachloroethane	5	U
100-41-4	Ethylbenzene	5	U
108-38-3	m,p-Xylene	5	U

1A

EPA SAMPLE NO.

VOLATILE ORGANICS ANALYSIS DATA SHEET

MW-1

Lab Name: UPSTATE LABS Contract: ENVIRONM

Lab Code: 10170 Case No.: 01 SAS No.: SDG No.: ENH01

Matrix: (soil/water) WATER Lab Sample ID: 6101019

Sample wt/vol: 5.0 (g/ml) ML Lab File ID: C8042.D

Level: (low/med) LOW Date Received: 3/2/01

% Moisture: not dec. Date Analyzed: 3/7/01

GC Column: RTX-VO ID: 0.53 (mm) Dilution Factor: 1.0

Soil Extract Volume: (uL) Soil Aliquot Volume: (uL)

CAS NO.	COMPOUND	CONCENTRATION UNITS: (ug/L or ug/Kg) UG/L	Q
95-47-6	o-Xylene	5	U
100-42-5	Styrene	5	U
75-25-2	Bromoform	5	U
79-34-5	1,1,2,2-Tetrachloroethane	5	U
96-18-4	1,2,3-Trichloropropane	5	U
110-57-6	1,4-Dichloro-2-butene	10	U
541-73-1	1,3-Dichlorobenzene	5	U
106-46-7	1,4-Dichlorobenzene	5	U
95-50-1	1,2-Dichlorobenzene	5	U
96-12-8	1,2-Dibromo-3-chloro-propane	10	U

1E

VOLATILE ORGANICS ANALYSIS DATA SHEET
TENTATIVELY IDENTIFIED COMPOUNDS

EPA SAMPLE NO.

MW-1

Lab Name: UPSTATE LABS Contract: ENVIRONM

Lab Code: 10170 Case No.: 01 SAS No.: SDG No.: ENH01

Matrix: (soil/water) WATER Lab Sample ID: 6101019

Sample wt/vol: 5.0 (g/ml) ML Lab File ID: C8042.D

Level: (low/med) LOW Date Received: 3/2/01

% Moisture: not dec. Date Analyzed: 3/7/01

GC Column: RTX-VO ID: 0.53 (mm) Dilution Factor: 1.0

Soil Extract Volume: (uL) Soil Aliquot Volume: (uL)

CONCENTRATION UNITS:
(ug/L or ug/Kg) UG/L

Number TICs found: 0

CAS NO.	COMPOUND NAME	RT	EST. CONC.	Q

0000015

1A

EPA SAMPLE NO.

VOLATILE ORGANICS ANALYSIS DATA SHEET

MW-2DL

Lab Name: UPSTATE LABS Contract: ENVIRONM

Lab Code: 10170 Case No.: 01 SAS No.: SDG No.: ENH01

Matrix: (soil/water) WATER Lab Sample ID: 6101020DL

Sample wt/vol: 5.0 (g/ml) ML Lab File ID: C8060.D

Level: (low/med) LOW Date Received: 3/2/01

% Moisture: not dec. Date Analyzed: 3/8/01

GC Column: RTX-VO ID: 0.53 (mm) Dilution Factor: 50.0

Soil Extract Volume: (uL) Soil Aliquot Volume: (uL)

CONCENTRATION UNITS:

CAS NO.	COMPOUND	(ug/L or ug/Kg) UG/L	Q
74-87-3	Chloromethane	250	U
75-1-4	Vinyl Chloride	250	U
74-83-9	Bromomethane	250	U
75-00-3	Chloroethane	250	U
75-69-4	Trichlorofluoromethane	250	U
67-64-1	Acetone	500	U
75-35-4	1,1-Dichloroethene	250	U
74-88-4	Iodomethane	250	U
75-15-0	Carbon Disulfide	250	U
75-09-2	Methylene Chloride	210	JBD
107-13-1	Acrylonitrile	5000	U
156-60-5	trans-1,2-Dichloroethene	250	U
75-34-33	1,1-Dichloroethane	250	U
108-5-4	Vinyl Acetate	2500	U
78-93-3	2-Butanone	6700	D
156-59-2	cis-1,2-Dichloroethene	250	U
67-66-3	Chloroform	250	U
74-97-5	Bromochloromethane	250	U
71-55-6	1,1,1-Trichloroethane	250	U
56-23-5	Carbon Tetrachloride	250	U
71-43-2	Benzene	250	U
107-06-2	1,2-Dichloroethane	250	U
97-01-6	Trichloroethene	250	U
78-87-5	1,2-Dichloropropane	250	U
75-27-4	Bromodichloromethane	250	U
74-95-3	Dibromomethane	250	U
108-10-1	4-Methyl-2-pentanone	500	U
10061-1-5	cis-1,3-Dichloropropene	250	U
108-88-3	Toluene	250	U
10061-2-6	trans-1,3-Dichloropropene	250	U
79-00-5	1,1,2-Trichloroethane	250	U
591-78-6	2-Hexanone	500	U
127-18-4	Tetrachloroethene	86	JD
124-48-1	Dibromochloromethane	250	U
106-93-4	1,2-Dibromoethane	250	U
108-90-7	Chlorobenzene	250	U
630-20-6	1,1,1,2-Tetrachloroethane	250	U
100-41-4	Ethylbenzene	250	U
108-38-3	m,p-Xylene	250	U

00000016

1A

EPA SAMPLE NO.

VOLATILE ORGANICS ANALYSIS DATA SHEET

MW-2DL

Lab Name: UPSTATE LABS Contract: ENVIRONM

Lab Code: 10170 Case No.: 01 SAS No.: SDG No.: ENH01

Matrix: (soil/water) WATER Lab Sample ID: 6101020DL

Sample wt/vol: 5.0 (g/ml) ML Lab File ID: C8060.D

Level: (low/med) LOW Date Received: 3/2/01

% Moisture: not dec. Date Analyzed: 3/8/01

GC Column: RTX-VO ID: 0.53 (mm) Dilution Factor: 50.0

Soil Extract Volume: (uL) Soil Aliquot Volume: (uL)

CONCENTRATION UNITS:

CAS NO.	COMPOUND	(ug/L or ug/Kg) UG/L	Q
95-47-6	o-Xylene	250	U
100-42-5	Styrene	250	U
75-25-2	Bromoform	250	U
79-34-5	1,1,2,2-Tetrachloroethane	250	U
96-18-4	1,2,3-Trichloropropane	250	U
110-57-6	1,4-Dichloro-2-butene	500	U
541-73-1	1,3-Dichlorobenzene	250	U
106-46-7	1,4-Dichlorobenzene	250	U
95-50-1	1,2-Dichlorobenzene	250	U
96-12-8	1,2-Dibromo-3-chloro-propane	500	U

1E

VOLATILE ORGANICS ANALYSIS DATA SHEET
TENTATIVELY IDENTIFIED COMPOUNDS

EPA SAMPLE NO.

MW-2DL

Lab Name: UPSTATE LABS Contract: ENVIRONM

Lab Code: 10170 Case No.: 01 SAS No.: SDG No.: ENH01

Matrix: (soil/water) WATER Lab Sample ID: 6101020DL

Sample wt/vol: 5.0 (g/ml) ML Lab File ID: C8060.D

Level: (low/med) LOW Date Received: 3/2/01

% Moisture: not dec. Date Analyzed: 3/8/01

GC Column: RTX-VO ID: 0.53 (mm) Dilution Factor: 50.0

Soil Extract Volume: (uL) Soil Aliquot Volume: (uL)

CONCENTRATION UNITS:
(ug/L or ug/Kg) UG/L

Number TICs found: 0

CAS NO.	COMPOUND NAME	RT	EST. CONC.	Q

0000018

1A

EPA SAMPLE NO.

VOLATILE ORGANICS ANALYSIS DATA SHEET

MW-4

Lab Name: UPSTATE LABS Contract: ENVIRONM

Lab Code: 10170 Case No.: 01 SAS No.: SDG No.: ENH01

Matrix: (soil/water) WATER Lab Sample ID: 6101021

Sample wt/vol: 5.0 (g/ml) ML Lab File ID: C8064.D

Level: (low/med) LOW Date Received: 3/2/01

% Moisture: not dec. Date Analyzed: 3/8/01

GC Column: RTX-VO ID: 0.53 (mm) Dilution Factor: 1.0

Soil Extract Volume: (uL) Soil Aliquot Volume: (uL)

CAS NO.	COMPOUND	CONCENTRATION UNITS: (ug/L or ug/Kg) UG/L	Q
74-87-3	Chloromethane	5	U
75-1-4	Vinyl Chloride	5	U
74-83-9	Bromomethane	5	U
75-00-3	Chloroethane	5	U
75-69-4	Trichlorofluoromethane	5	U
67-64-1	Acetone	10	U
75-35-4	1,1-Dichloroethene	5	U
74-88-4	Iodomethane	5	U
75-15-0	Carbon Disulfide	5	U
75-09-2	Methylene Chloride	5	U
107-13-1	Acrylonitrile	100	U
156-60-5	trans-1,2-Dichloroethene	5	U
75-34-33	1,1-Dichloroethane	5	U
108-5-4	Vinyl Acetate	50	U
78-93-3	2-Butanone	10	U
156-59-2	cis-1,2-Dichloroethene	5	U
67-66-3	Chloroform	5	U
74-97-5	Bromochloromethane	5	U
71-55-6	1,1,1-Trichloroethane	5	U
56-23-5	Carbon Tetrachloride	5	U
71-43-2	Benzene	5	U
107-06-2	1,2-Dichloroethane	5	U
97-01-6	Trichloroethene	5	U
78-87-5	1,2-Dichloropropane	5	U
75-27-4	Bromodichloromethane	5	U
74-95-3	Dibromomethane	5	U
108-10-1	4-Methyl-2-pentanone	10	U
10061-1-5	cis-1,3-Dichloropropene	5	U
108-88-3	Toluene	5	U
10061-2-6	trans-1,3-Dichloropropene	5	U
79-00-5	1,1,2-Trichloroethane	5	U
591-78-6	2-Hexanone	10	U
127-18-4	Tetrachloroethene	5	U
124-48-1	Dibromochloromethane	5	U
106-93-4	1,2-Dibromoethane	5	U
108-90-7	Chlorobenzene	5	U
630-20-6	1,1,1,2-Tetrachloroethane	5	U
100-41-4	Ethylbenzene	5	U
108-38-3	m,p-Xylene	5	U

1A

EPA SAMPLE NO.

VOLATILE ORGANICS ANALYSIS DATA SHEET

MW-4

Lab Name: UPSTATE LABS Contract: ENVIRONM

Lab Code: 10170 Case No.: 01 SAS No.: SDG No.: ENH01

Matrix: (soil/water) WATER Lab Sample ID: 6101021

Sample wt/vol: 5.0 (g/ml) ML Lab File ID: C8064.D

Level: (low/med) LOW Date Received: 3/2/01

% Moisture: not dec. Date Analyzed: 3/8/01

GC Column: RTX-VO ID: 0.53 (mm) Dilution Factor: 1.0

Soil Extract Volume: (uL) Soil Aliquot Volume: (uL)

CONCENTRATION UNITS:

CAS NO.	COMPOUND	(ug/L or ug/Kg) UG/L	Q
95-47-6	o-Xylene	5	U
100-42-5	Styrene	5	U
75-25-2	Bromoform	5	U
79-34-5	1,1,2,2-Tetrachloroethane	5	U
96-18-4	1,2,3-Trichloropropane	5	U
110-57-6	1,4-Dichloro-2-butene	10	U
541-73-1	1,3-Dichlorobenzene	5	U
106-46-7	1,4-Dichlorobenzene	5	U
95-50-1	1,2-Dichlorobenzene	5	U
96-12-8	1,2-Dibromo-3-chloro-propane	10	U

1E

VOLATILE ORGANICS ANALYSIS DATA SHEET
TENTATIVELY IDENTIFIED COMPOUNDS

EPA SAMPLE NO.

MW-4

Lab Name: UPSTATE LABS Contract: ENVIRONM

Lab Code: 10170 Case No.: 01 SAS No.: SDG No.: ENH01

Matrix: (soil/water) WATER Lab Sample ID: 6101021

Sample wt/vol: 5.0 (g/ml) ML Lab File ID: C8064.D

Level: (low/med) LOW Date Received: 3/2/01

% Moisture: not dec. Date Analyzed: 3/8/01

GC Column: RTX-VO ID: 0.53 (mm) Dilution Factor: 1.0

Soil Extract Volume: (uL) Soil Aliquot Volume: (uL)

CONCENTRATION UNITS:
(ug/L or ug/Kg) UG/L

Number TICs found: 0

CAS NO.	COMPOUND NAME	RT	EST. CONC.	Q

0000021

1A

EPA SAMPLE NO.

VOLATILE ORGANICS ANALYSIS DATA SHEET

MW-5DL

Lab Name: UPSTATE LABS Contract: ENVIRONM

Lab Code: 10170 Case No.: 01 SAS No.: SDG No.: ENH01

Matrix: (soil/water) WATER Lab Sample ID: 6101022DL

Sample wt/vol: 5.0 (g/ml) ML Lab File ID: C8062.D

Level: (low/med) LOW Date Received: 3/2/01

% Moisture: not dec. Date Analyzed: 3/8/01

GC Column: RTX-VO ID: 0.53 (mm) Dilution Factor: 2.0

Soil Extract Volume: (uL) Soil Aliquot Volume: (uL)

CAS NO.	COMPOUND	CONCENTRATION UNITS: (ug/L or ug/Kg) UG/L	Q
74-87-3	Chloromethane	10	U
75-1-4	Vinyl Chloride	10	U
74-83-9	Bromomethane	10	U
75-00-3	Chloroethane	10	U
75-69-4	Trichlorofluoromethane	10	U
67-64-1	Acetone	20	U
75-35-4	1,1-Dichloroethene	10	U
74-88-4	Iodomethane	10	U
75-15-0	Carbon Disulfide	10	U
75-09-2	Methylene Chloride	6	JBD
107-13-1	Acrylonitrile	200	U
156-60-5	trans-1,2-Dichloroethene	10	U
75-34-33	1,1-Dichloroethane	10	U
108-5-4	Vinyl Acetate	100	U
78-93-3	2-Butanone	31	D
156-59-2	cis-1,2-Dichloroethene	10	U
67-66-3	Chloroform	10	U
74-97-5	Bromochloromethane	10	U
71-55-6	1,1,1-Trichloroethane	10	U
56-23-5	Carbon Tetrachloride	10	U
71-43-2	Benzene	10	U
107-06-2	1,2-Dichloroethane	10	U
97-01-6	Trichloroethene	10	U
78-87-5	1,2-Dichloropropane	10	U
75-27-4	Bromodichloromethane	10	U
74-95-3	Dibromomethane	10	U
108-10-1	4-Methyl-2-pentanone	20	U
10061-1-5	cis-1,3-Dichloropropene	10	U
108-88-3	Toluene	10	U
10061-2-6	trans-1,3-Dichloropropene	10	U
79-00-5	1,1,2-Trichloroethane	10	U
591-78-6	2-Hexanone	20	U
127-18-4	Tetrachloroethene	280	D
124-48-1	Dibromochloromethane	10	U
106-93-4	1,2-Dibromoethane	10	U
108-90-7	Chlorobenzene	10	U
630-20-6	1,1,1,2-Tetrachloroethane	10	U
100-41-4	Ethylbenzene	10	U
108-38-3	m,p-Xylene	10	U

1A

EPA SAMPLE NO.

VOLATILE ORGANICS ANALYSIS DATA SHEET

MW-5DL

Lab Name: UPSTATE LABS Contract: ENVIRONM

Lab Code: 10170 Case No.: 01 SAS No.: SDG No.: ENH01

Matrix: (soil/water) WATER Lab Sample ID: 6101022DL

Sample wt/vol: 5.0 (g/ml) ML Lab File ID: C8062.D

Level: (low/med) LOW Date Received: 3/2/01

% Moisture: not dec. Date Analyzed: 3/8/01

GC Column: RTX-VO ID: 0.53 (mm) Dilution Factor: 2.0

Soil Extract Volume: (uL) Soil Aliquot Volume: (uL)

CONCENTRATION UNITS:

CAS NO.	COMPOUND	(ug/L or ug/Kg) UG/L	Q
95-47-6	o-Xylene	10	U
100-42-5	Styrene	10	U
75-25-2	Bromoform	10	U
79-34-5	1,1,2,2-Tetrachloroethane	10	U
96-18-4	1,2,3-Trichloropropane	10	U
110-57-6	1,4-Dichloro-2-butene	20	U
541-73-1	1,3-Dichlorobenzene	10	U
106-46-7	1,4-Dichlorobenzene	10	U
95-50-1	1,2-Dichlorobenzene	10	U
96-12-8	1,2-Dibromo-3-chloro-propane	20	U

1E

VOLATILE ORGANICS ANALYSIS DATA SHEET
TENTATIVELY IDENTIFIED COMPOUNDS

EPA SAMPLE NO.

MW-5DL

Lab Name: UPSTATE LABS Contract: ENVIRONM

Lab Code: 10170 Case No.: 01 SAS No.: _____ SDG No.: ENH01

Matrix: (soil/water) WATER Lab Sample ID: 6101022DL

Sample wt/vol: 5.0 (g/ml) ML Lab File ID: C8062.D

Level: (low/med) LOW Date Received: 3/2/01

% Moisture: not dec. _____ Date Analyzed: 3/8/01

GC Column: RTX-VO ID: 0.53 (mm) Dilution Factor: 2.0

Soil Extract Volume: _____ (uL) Soil Aliquot Volume: _____ (uL)

CONCENTRATION UNITS:
(ug/L or ug/Kg) UG/L

Number TICs found: 0

CAS NO.	COMPOUND NAME	RT	EST. CONC.	Q

Quality Control Data

Upstate Laboratories, Inc.

2A

WATER VOLATILE SYSTEM MONITORING COMPOUND RECOVERY

Lab Name: UPSTATE LABS Contract: ENVIRONMENTA

Lab Code: 10170 Case No.: 01 SAS No.: SDG No.: ENH01

	EPA SAMPLE NO.	SMC1 #	SMC2 #	SMC3 #	TOT OUT
01	VBLK01	92	92	93	0
02	VMBS01	101	98	100	0
03	MW-1	92	93	94	0
04	MW-2	95	95	96	0
05	MW-4MS	100	98	100	0
06	MW-4MSD	96	93	95	0
07	MW-5	94	91	93	0
08	VBLK02	102	101	101	0
09	VMBS02	104	104	105	0
10	MW-2DL	105	104	107	0
11	MW-5DL	101	100	102	0
12	MW-4	101	103	105	0

			QC LIMITS
SMC1	=	Dibromofluoromethane	(86-118)
SMC2	=	Toluene-d8	(88-110)
SMC3	=	Bromofluorobenzene	(86-115)

Column to be used to flag recovery values

* Values outside of contract required QC limits

D System Monitoring Compound diluted out

2B

SOIL VOLATILE SYSTEM MONITORING COMPOUND RECOVERY

Lab Name: UPSTATE LABS Contract: ENVIRO HYDRO

Lab Code: 10170 Case No.: 01 SAS No.: SDG No.: ENH01

Level: (low/med) LOW

	EPA SAMPLE NO.	SMC1 #	SMC2 #	SMC3 #	TOT OUT
01	VBLK03	97	87	93	0
02	VMBS03	102	85	92	0
03	MW-415	118	101	108	0
04	MW-419	108	90	90	0
05	MW-423	111	85	100	0
06	VBLK04	88	89	75	0
07	VMBS04	91	91	95	0
08	MW-427	94	92	68	0
09	MW-423MS	93	91	98	0
10	MW-423MSD	92	87	66	0

			QC LIMITS
SMC1	=	Dibromofluoromethane	(80-120)
SMC2	=	Toluene-d8	(84-138)
SMC3	=	Bromofluorobenzene	(59-113)

Column to be used to flag recovery values

* Values outside of contract required QC limits

D System Monitoring Compound diluted out

3A

WATER VOLATILE MATRIX SPIKE/MATRIX SPIKE DUPLICATE RECOVERY

Lab Name: UPSTATE LABS Contract: ENVIRONMENTA

Lab Code: 10170 Case No.: 01 SAS No.: SDG No.: ENH01

Matrix Spike - EPA Sample No MW-4

COMPOUND	SPIKE ADDED (ug/L)	SAMPLE CONCENTRATION (ug/L)	MS CONCENTRATION (ug/L)	MS % REC #	QC LIMITS REC.
1,1-Dichloroethene	50	0.0	39	78	61 - 145
Benzene	50	0.0	43	86	76 - 127
Trichloroethene	50	0.0	43	86	71 - 120
Toluene	50	0.0	44	88	76 - 125
Chlorobenzene	50	0.0	43	86	75 - 130

COMPOUND	SPIKE ADDED (ug/L)	MSD CONCENTRATION (ug/L)	MSD % REC #	% RPD #	QC LIMITS RPD	QC LIMITS REC.
1,1-Dichloroethene	50	43	86	10	14	61 - 145
Benzene	50	47	94	9	11	76 - 127
Trichloroethene	50	47	94	9	14	71 - 120
Toluene	50	48	96	9	13	76 - 125
Chlorobenzene	50	47	94	9	13	75 - 130

Column to be used to flag recovery and RPD values with an asterisk

* Values outside of QC limits

RPD: 0 out of 5 outside limits

Spike Recovery: 0 out of 10 outside limits

COMMENTS:

3B

SOIL VOLATILE MATRIX SPIKE/MATRIX SPIKE DUPLICATE RECOVERY

Lab Name: UPSTATE LABS Contract: ENVIRO HYDRO

Lab Code: 10170 Case No.: 01 SAS No.: _____ SDG No.: ENH01

Matrix Spike - EPA Sample No. MW-423 Level: (low/med) LOW

COMPOUND	SPIKE ADDED (ug/Kg)	SAMPLE CONCENTRATION (ug/Kg)	MS CONCENTRATION (ug/Kg)	MS % REC #	QC LIMITS REC.
1,1-Dichloroethene	59	0.0	40	68	59 - 172
Benzene	59	0.0	48	81	66 - 142
Trichloroethene	59	0.0	45	76	62 - 137
Toluene	59	0.0	43	73	59 - 139
Chlorobenzene	59	0.0	48	81	60 - 133

COMPOUND	SPIKE ADDED (ug/Kg)	MSD CONCENTRATION (ug/Kg)	MSD % REC #	% RPD #	QC LIMITS RPD	QC LIMITS REC.
1,1-Dichloroethene	59	42	71	4	22	59 - 172
Benzene	59	52	88	8	21	66 - 142
Trichloroethene	59	48	81	6	24	62 - 137
Toluene	59	44	75	3	21	59 - 139
Chlorobenzene	59	51	86	6	21	60 - 133

Column to be used to flag recovery and RPD values with an asterisk

* Values outside of QC limits

RPD: 0 out of 5 outside limits

Spike Recovery: 0 out of 10 outside limits

COMMENTS: _____

WATER VOLATILE MATRIX SPIKE BLANK RECOVERY

Lab Name: Upstate Labs Inc. Contract: ENVIRONMENTAL HYDROGEOLOGY

Lab Code: 10170 Case 1 SAS No.: _____ SDG No.: ENH01

Matrix Spike-EPA Sample No.: VBLK01 Level (low/med): Low

COMPOUND	SPIKE ADDED (ug/l)	SAMPLE CONCENTRATION (ug/l)	MS CONCENTRATION (ug/l)	MS % REC	QC LIMITS
1,1-Dichloroethene	50	0	49	98	61-145
Benzene	50	0	49	98	76-127
Trichloroethene	50	0	49	98	71-120
Toluene	50	0	48	96	76-125
Chlorobenzene	50	0	48	96	75-130

WATER VOLATILE MATRIX SPIKE BLANK RECOVERY

Lab Name: Upstate Labs Inc. Contract: ENVIRONMENTAL HYDROGEOLOGY

Lab Code: 10170 Case 1 SAS No.: _____ SDG No.: ENH01

Matrix Spike-EPA Sample No.: VBLK02 Level (low/med): Low

COMPOUND	SPIKE ADDED (ug/l)	SAMPLE CONCENTRATION (ug/l)	MS CONCENTRATION (ug/l)	MS % REC	QC LIMITS
1,1-Dichloroethene	50	0	51	102	61-145
Benzene	50	0	52	104	76-127
Trichloroethene	50	0	51	102	71-120
Toluene	50	0	51	102	76-125
Chlorobenzene	50	0	51	102	75-130

WATER VOLATILE MATRIX SPIKE BLANK RECOVERY

Lab Name: Upstate Labs Inc. Contract: ENVIRO HYDRO

Lab Code: 10170 Case 1 SAS No.: _____ SDG No.: ENH01

Matrix Spike-EPA Sample No.: VBLK03 Level (low/med): Low

COMPOUND	SPIKE ADDED (ug/l)	SAMPLE CONCENTRATION (ug/l)	MS CONCENTRATION (ug/l)	MS % REC	QC LIMITS
1,1-Dichloroethene	50	0	48	96	61-145
Benzene	50	0	42	84	76-127
Trichloroethene	50	0	45	90	71-120
Toluene	50	0	43	86	76-125
Chlorobenzene	50	0	46	92	75-130

WATER VOLATILE MATRIX SPIKE BLANK RECOVERY

Lab Name: Upstate Labs Inc. Contract: ENVIRO HYDRO

Lab Code: 10170 Case 1 SAS No.: _____ SDG No.: ENH01

Matrix Spike-EPA Sample No.: VBLK04 Level (low/med): Low

COMPOUND	SPIKE ADDED (ug/l)	SAMPLE CONCENTRATION (ug/l)	MS CONCENTRATION (ug/l)	MS % REC	QC LIMITS
1,1-Dichloroethene	50	0	41	82	61-145
Benzene	50	0	45	90	76-127
Trichloroethene	50	0	47	94	71-120
Toluene	50	0	41	82	76-125
Chlorobenzene	50	0	47	94	75-130

4A

EPA SAMPLE NO.

VOLATILE METHOD BLANK SUMMARY

VBLK01

Lab Name: UPSTATE LABS Contract: ENVIRONM

Lab Code: 10170 Case No.: 01 SAS No.: SDG No.: ENH01

Lab File ID: C8040.D Lab Sample ID: METHOD BLANK

Date Analyzed: 3/7/01 Time Analyzed: 11:48

GC Column: RTX-VO ID: 0.53 (mm) Heated Purge: (Y/N) N

Instrument ID: 12.0

THIS METHOD BLANK APPLIES TO THE FOLLOWING SAMPLES, MS AND MSD:

	EPA SAMPLE NO.	LAB SAMPLE ID	LAB FILE ID	TIME ANALYZED
01	VMBS01	BLANK SPIKE	C8041.D	12:22
02	MW-1	6101019	C8042.D	12:58
03	MW-2	6101020	C8043.D	13:33
04	MW-4MS	6101021MS	C8045.D	14:43
05	MW-4MSD	6101021MSD	C8046.D	15:18
06	MW-5	6101022	C8047.D	15:53

COMMENTS

1A

EPA SAMPLE NO.

VOLATILE ORGANICS ANALYSIS DATA SHEET

VBLK01

Lab Name: UPSTATE LABS Contract: ENVIRONM

Lab Code: 10170 Case No.: 01 SAS No.: SDG No.: ENH01

Matrix: (soil/water) WATER Lab Sample ID: METHOD BLANK

Sample wt/vol: 5.0 (g/ml) ML Lab File ID: C8040.D

Level: (low/med) LOW Date Received: 3/2/01

% Moisture: not dec. Date Analyzed: 3/7/01

GC Column: RTX-VO ID: 0.53 (mm) Dilution Factor: 1.0

Soil Extract Volume: (uL) Soil Aliquot Volume: (uL)

CAS NO.	COMPOUND	CONCENTRATION UNITS: (ug/L or ug/Kg) UG/L	Q
74-87-3	Chloromethane	5	U
75-1-4	Vinyl Chloride	5	U
74-83-9	Bromomethane	5	U
75-00-3	Chloroethane	5	U
75-69-4	Trichlorofluoromethane	5	U
67-64-1	Acetone	10	U
75-35-4	1,1-Dichloroethene	5	U
74-88-4	Iodomethane	5	U
75-15-0	Carbon Disulfide	5	U
75-09-2	Methylene Chloride	4	J
107-13-1	Acrylonitrile	100	U
156-60-5	trans-1,2-Dichloroethene	5	U
75-34-33	1,1-Dichloroethane	5	U
108-5-4	Vinyl Acetate	50	U
78-93-3	2-Butanone	10	U
156-59-2	cis-1,2-Dichloroethene	5	U
67-66-3	Chloroform	5	U
74-97-5	Bromochloromethane	5	U
71-55-6	1,1,1-Trichloroethane	5	U
56-23-5	Carbon Tetrachloride	5	U
71-43-2	Benzene	5	U
107-06-2	1,2-Dichloroethane	5	U
97-01-6	Trichloroethene	5	U
78-87-5	1,2-Dichloropropane	5	U
75-27-4	Bromodichloromethane	5	U
74-95-3	Dibromomethane	5	U
108-10-1	4-Methyl-2-pentanone	10	U
10061-1-5	cis-1,3-Dichloropropene	5	U
108-88-3	Toluene	5	U
10061-2-6	trans-1,3-Dichloropropene	5	U
79-00-5	1,1,2-Trichloroethane	5	U
591-78-6	2-Hexanone	10	U
127-18-4	Tetrachloroethene	5	U
124-48-1	Dibromochloromethane	5	U
106-93-4	1,2-Dibromoethane	5	U
108-90-7	Chlorobenzene	5	U
630-20-6	1,1,1,2-Tetrachloroethane	5	U
100-41-4	Ethylbenzene	5	U
108-38-3	m,p-Xylene	5	U

1A

EPA SAMPLE NO.

VOLATILE ORGANICS ANALYSIS DATA SHEET

VBLK01

Lab Name: UPSTATE LABS Contract: ENVIRONM

Lab Code: 10170 Case No.: 01 SAS No.: SDG No.: ENH01

Matrix: (soil/water) WATER Lab Sample ID: METHOD BLANK

Sample wt/vol: 5.0 (g/ml) ML Lab File ID: C8040.D

Level: (low/med) LOW Date Received: 3/2/01

% Moisture: not dec. Date Analyzed: 3/7/01

GC Column: RTX-VO ID: 0.53 (mm) Dilution Factor: 1.0

Soil Extract Volume: (uL) Soil Aliquot Volume: (uL)

CAS NO.	COMPOUND	CONCENTRATION UNITS: (ug/L or ug/Kg) UG/L	Q
95-47-6	o-Xylene	5	U
100-42-5	Styrene	5	U
75-25-2	Bromoform	5	U
79-34-5	1,1,2,2-Tetrachloroethane	5	U
96-18-4	1,2,3-Trichloropropane	5	U
110-57-6	1,4-Dichloro-2-butene	10	U
541-73-1	1,3-Dichlorobenzene	5	U
106-46-7	1,4-Dichlorobenzene	5	U
95-50-1	1,2-Dichlorobenzene	5	U
96-12-8	1,2-Dibromo-3-chloro-propane	10	U

1E

VOLATILE ORGANICS ANALYSIS DATA SHEET
TENTATIVELY IDENTIFIED COMPOUNDS

EPA SAMPLE NO.

VBLK01

Lab Name: UPSTATE LABS Contract: ENVIRONM

Lab Code: 10170 Case No.: 01 SAS No.: SDG No.: ENH01

Matrix: (soil/water) WATER Lab Sample ID: METHOD BLANK

Sample wt/vol: 5.0 (g/ml) ML Lab File ID: C8040.D

Level: (low/med) LOW Date Received: 3/2/01

% Moisture: not dec. Date Analyzed: 3/7/01

GC Column: RTX-VO ID: 0.53 (mm) Dilution Factor: 1.0

Soil Extract Volume: (uL) Soil Aliquot Volume: (uL)

CONCENTRATION UNITS:
(ug/L or ug/Kg) UG/L

Number TICs found: 0

CAS NO.	COMPOUND NAME	RT	EST. CONC.	Q

4A

EPA SAMPLE NO.

VOLATILE METHOD BLANK SUMMARY

VBLK02

Lab Name: UPSTATE LABS Contract: ENVIRONM

Lab Code: 10170 Case No.: 01 SAS No.: SDG No.: ENH01

Lab File ID: C8058.D Lab Sample ID: METHOD BLANK

Date Analyzed: 3/8/01 Time Analyzed: 11:24

GC Column: RTX-VO ID: 0.53 (mm) Heated Purge: (Y/N) N

Instrument ID: 12.0

THIS METHOD BLANK APPLIES TO THE FOLLOWING SAMPLES, MS AND MSD:

	EPA SAMPLE NO.	LAB SAMPLE ID	LAB FILE ID	TIME ANALYZED
01	VMBS02	BLANK SPIKE	C8059.D	12:00
02	MW-2DL	6101020DL	C8060.D	12:36
03	MW-5DL	6101022DL	C8062.D	13:47
04	MW-4	6101021	C8064.D	14:58

COMMENTS

1A

EPA SAMPLE NO.

VOLATILE ORGANICS ANALYSIS DATA SHEET

VBLK02

Lab Name: UPSTATE LABS Contract: ENVIRONM

Lab Code: 10170 Case No.: 01 SAS No.: SDG No.: ENH01

Matrix: (soil/water) WATER Lab Sample ID: METHOD BLANK

Sample wt/vol: 5.0 (g/ml) ML Lab File ID: C8058.D

Level: (low/med) LOW Date Received: 3/2/01

% Moisture: not dec. Date Analyzed: 3/8/01

GC Column: RTX-VO ID: 0.53 (mm) Dilution Factor: 1.0

Soil Extract Volume: (uL) Soil Aliquot Volume: (uL)

CAS NO.	COMPOUND	CONCENTRATION UNITS: (ug/L or ug/Kg) UG/L	Q
74-87-3	Chloromethane	5	U
75-1-4	Vinyl Chloride	5	U
74-83-9	Bromomethane	5	U
75-00-3	Chloroethane	5	U
75-69-4	Trichlorofluoromethane	5	U
67-64-1	Acetone	10	U
75-35-4	1,1-Dichloroethene	5	U
74-88-4	Iodomethane	5	U
75-15-0	Carbon Disulfide	5	U
75-09-2	Methylene Chloride	4	J
107-13-1	Acrylonitrile	100	U
156-60-5	trans-1,2-Dichloroethene	5	U
75-34-33	1,1-Dichloroethane	5	U
108-5-4	Vinyl Acetate	50	U
78-93-3	2-Butanone	10	U
156-59-2	cis-1,2-Dichloroethene	5	U
67-66-3	Chloroform	5	U
74-97-5	Bromochloromethane	5	U
71-55-6	1,1,1-Trichloroethane	5	U
56-23-5	Carbon Tetrachloride	5	U
71-43-2	Benzene	5	U
107-06-2	1,2-Dichloroethane	5	U
97-01-6	Trichloroethene	5	U
78-87-5	1,2-Dichloropropane	5	U
75-27-4	Bromodichloromethane	5	U
74-95-3	Dibromomethane	5	U
108-10-1	4-Methyl-2-pentanone	10	U
10061-1-5	cis-1,3-Dichloropropene	5	U
108-88-3	Toluene	5	U
10061-2-6	trans-1,3-Dichloropropene	5	U
79-00-5	1,1,2-Trichloroethane	5	U
591-78-6	2-Hexanone	10	U
127-18-4	Tetrachloroethene	5	U
124-48-1	Dibromochloromethane	5	U
106-93-4	1,2-Dibromoethane	5	U
108-90-7	Chlorobenzene	5	U
630-20-6	1,1,1,2-Tetrachloroethane	5	U
100-41-4	Ethylbenzene	5	U
108-38-3	m,p-Xylene	5	U

1A

EPA SAMPLE NO.

VOLATILE ORGANICS ANALYSIS DATA SHEET

VBLK02

Lab Name: UPSTATE LABS Contract: ENVIRONM

Lab Code: 10170 Case No.: 01 SAS No.: SDG No.: ENH01

Matrix: (soil/water) WATER Lab Sample ID: METHOD BLANK

Sample wt/vol: 5.0 (g/ml) ML Lab File ID: C8058.D

Level: (low/med) LOW Date Received: 3/2/01

% Moisture: not dec. Date Analyzed: 3/8/01

GC Column: RTX-VO ID: 0.53 (mm) Dilution Factor: 1.0

Soil Extract Volume: (uL) Soil Aliquot Volume: (uL)

CONCENTRATION UNITS:

CAS NO.	COMPOUND	(ug/L or ug/Kg) UG/L	Q
95-47-6	o-Xylene	5	U
100-42-5	Styrene	5	U
75-25-2	Bromoform	5	U
79-34-5	1,1,2,2-Tetrachloroethane	5	U
96-18-4	1,2,3-Trichloropropane	5	U
110-57-6	1,4-Dichloro-2-butene	10	U
541-73-1	1,3-Dichlorobenzene	5	U
106-46-7	1,4-Dichlorobenzene	5	U
95-50-1	1,2-Dichlorobenzene	5	U
96-12-8	1,2-Dibromo-3-chloro-propane	10	U

1E

VOLATILE ORGANICS ANALYSIS DATA SHEET
TENTATIVELY IDENTIFIED COMPOUNDS

EPA SAMPLE NO.

VBLK02

Lab Name: UPSTATE LABS Contract: ENVIRONM

Lab Code: 10170 Case No.: 01 SAS No.: SDG No.: ENH01

Matrix: (soil/water) WATER Lab Sample ID: METHOD BLANK

Sample wt/vol: 5.0 (g/ml) ML Lab File ID: C8058.D

Level: (low/med) LOW Date Received: 3/2/01

% Moisture: not dec. Date Analyzed: 3/8/01

GC Column: RTX-VO ID: 0.53 (mm) Dilution Factor: 1.0

Soil Extract Volume: (uL) Soil Aliquot Volume: (uL)

CONCENTRATION UNITS:
(ug/L or ug/Kg) UG/L

Number TICs found: 0

CAS NO.	COMPOUND NAME	RT	EST. CONC.	Q

4A

EPA SAMPLE NO.

VOLATILE METHOD BLANK SUMMARY

VBLK03

Lab Name: UPSTATE LABS Contract: ENVIRO HY

Lab Code: 10170 Case No.: 01 SAS No.: SDG No.: ENH01

Lab File ID: D5187.D Lab Sample ID: METHOD BLANK

Date Analyzed: 3/9/01 Time Analyzed: 17:31

GC Column: RTX-VM ID: 0.53 (mm) Heated Purge: (Y/N) Y

Instrument ID: 13.0

THIS METHOD BLANK APPLIES TO THE FOLLOWING SAMPLES, MS AND MSD:

	EPA SAMPLE NO.	LAB SAMPLE ID	LAB FILE ID	TIME ANALYZED
01	VMBS03	BLANK SPIKE	D5188.D	18:09
02	MW-415	6101015	D5189.D	18:46
03	MW-419	6101016	D5190.D	19:24
04	MW-423	6101017	D5192.D	20:41

COMMENTS

1A

EPA SAMPLE NO.

VOLATILE ORGANICS ANALYSIS DATA SHEET

VBLK03

Lab Name: UPSTATE LABS Contract: ENVIRO HY

Lab Code: 10170 Case No.: 01 SAS No.: SDG No.: ENH01

Matrix: (soil/water) SOIL Lab Sample ID: METHOD BLANK

Sample wt/vol: 5.0 (g/ml) G Lab File ID: D5187.D

Level: (low/med) LOW Date Received: 3/2/01

% Moisture: not dec. 0 Date Analyzed: 3/9/01

GC Column: RTX-VM ID: 0.53 (mm) Dilution Factor: 1.0

Soil Extract Volume: (uL) Soil Aliquot Volume: (uL)

CAS NO.	COMPOUND	CONCENTRATION UNITS: (ug/L or ug/Kg) UG/KG	Q
74-87-3	Chloromethane	5	U
75-1-4	Vinyl Chloride	5	U
74-83-9	Bromomethane	5	U
75-00-3	Chloroethane	5	U
75-69-4	Trichlorofluoromethane	5	U
67-64-1	Acetone	7	J
75-35-4	1,1-Dichloroethene	5	U
74-88-4	Iodomethane	5	U
75-15-0	Carbon Disulfide	5	U
75-09-2	Methylene Chloride	10	
107-13-1	Acrylonitrile	100	U
156-60-5	trans-1,2-Dichloroethene	5	U
75-34-33	1,1-Dichloroethane	5	U
108-5-4	Vinyl Acetate	50	U
78-93-3	2-Butanone	10	U
156-59-2	cis-1,2-Dichloroethene	5	U
67-66-3	Chloroform	5	U
74-97-5	Bromochloromethane	5	U
71-55-6	1,1,1-Trichloroethane	5	U
56-23-5	Carbon Tetrachloride	5	U
71-43-2	Benzene	5	U
107-06-2	1,2-Dichloroethane	5	U
97-01-6	Trichloroethene	5	U
78-87-5	1,2-Dichloropropane	5	U
75-27-4	Bromodichloromethane	5	U
74-95-3	Dibromomethane	5	U
108-10-1	4-Methyl-2-pentanone	10	U
10061-1-5	cis-1,3-Dichloropropene	5	U
108-88-3	Toluene	5	U
10061-2-6	trans-1,3-Dichloropropene	5	U
79-00-5	1,1,2-Trichloroethane	5	U
591-78-6	2-Hexanone	10	U
127-18-4	Tetrachloroethene	5	U
124-48-1	Dibromochloromethane	5	U
106-93-4	1,2-Dibromoethane	5	U
108-90-7	Chlorobenzene	5	U
630-20-6	1,1,1,2-Tetrachloroethane	5	U
100-41-4	Ethylbenzene	5	U
108-38-3	m,p-Xylene	5	U

1A

EPA SAMPLE NO.

VOLATILE ORGANICS ANALYSIS DATA SHEET

VBLK03

Lab Name: UPSTATE LABS Contract: ENVIRO HY

Lab Code: 10170 Case No.: 01 SAS No.: _____ SDG No.: ENH01

Matrix: (soil/water) SOIL Lab Sample ID: METHOD BLANK

Sample wt/vol: 5.0 (g/ml) G Lab File ID: D5187.D

Level: (low/med) LOW Date Received: 3/2/01

% Moisture: not dec. 0 Date Analyzed: 3/9/01

GC Column: RTX-VM ID: 0.53 (mm) Dilution Factor: 1.0

Soil Extract Volume: _____ (uL) Soil Aliquot Volume: _____ (uL)

CONCENTRATION UNITS:

CAS NO.	COMPOUND	(ug/L or ug/Kg) UG/KG	Q
95-47-6	o-Xylene	5	U
100-42-5	Styrene	5	U
75-25-2	Bromoform	5	U
79-34-5	1,1,2,2-Tetrachloroethane	5	U
96-18-4	1,2,3-Trichloropropane	5	U
110-57-6	1,4-Dichloro-2-butene	10	U
541-73-1	1,3-Dichlorobenzene	5	U
106-46-7	1,4-Dichlorobenzene	5	U
95-50-1	1,2-Dichlorobenzene	5	U
96-12-8	1,2-Dibromo-3-chloro-propane	10	U

1E

VOLATILE ORGANICS ANALYSIS DATA SHEET
TENTATIVELY IDENTIFIED COMPOUNDS

EPA SAMPLE NO.

VBLK03

Lab Name: UPSTATE LABS Contract: ENVIRO HY

Lab Code: 10170 Case No.: 01 SAS No.: _____ SDG No.: ENH01

Matrix: (soil/water) SOIL Lab Sample ID: METHOD BLANK

Sample wt/vol: 5.0 (g/ml) G Lab File ID: D5187.D

Level: (low/med) LOW Date Received: 3/2/01

% Moisture: not dec. 0 Date Analyzed: 3/9/01

GC Column: RTX-VM ID: 0.53 (mm) Dilution Factor: 1.0

Soil Extract Volume: 1 (uL) Soil Aliquot Volume: 1 (uL)

CONCENTRATION UNITS:
(ug/L or ug/Kg) UG/KG

Number TICs found: 0

CAS NO.	COMPOUND NAME	RT	EST. CONC.	Q

4A

EPA SAMPLE NO.

VOLATILE METHOD BLANK SUMMARY

VBLK04

Lab Name: UPSTATE LABS Contract: ENVIRO HY

Lab Code: 10170 Case No.: 01 SAS No.: _____ SDG No.: ENH01

Lab File ID: D5207.D Lab Sample ID: METHOD BLANK

Date Analyzed: 3/12/01 Time Analyzed: 20:04

GC Column: RTX-VM ID: 0.53 (mm) Heated Purge: (Y/N) Y

Instrument ID: 13.0

THIS METHOD BLANK APPLIES TO THE FOLLOWING SAMPLES, MS AND MSD:

	EPA SAMPLE NO.	LAB SAMPLE ID	LAB FILE ID	TIME ANALYZED
01	VMBS04	BLANK SPIKE	D5208.D	20:43
02	MW-427	6101018	D5209.D	21:21
03	MW-423MS	6101017MS	D5211.D	22:38
04	MW-423MSD	6101017MSD	D5212.D	23:16

COMMENTS

0000045

1A

EPA SAMPLE NO.

VOLATILE ORGANICS ANALYSIS DATA SHEET

VBLK04

Lab Name: UPSTATE LABS Contract: ENVIRO HY

Lab Code: 10170 Case No.: 01 SAS No.: SDG No.: ENH01

Matrix: (soil/water) SOIL Lab Sample ID: METHOD BLANK

Sample wt/vol: 5.0 (g/ml) G Lab File ID: D5207.D

Level: (low/med) LOW Date Received: 3/2/01

% Moisture: not dec. 0 Date Analyzed: 3/12/01

GC Column: RTX-VM ID: 0.53 (mm) Dilution Factor: 1.0

Soil Extract Volume: (uL) Soil Aliquot Volume: (uL)

CAS NO.	COMPOUND	CONCENTRATION UNITS: (ug/L or ug/Kg) UG/KG	Q
74-87-3	Chloromethane	5	U
75-1-4	Vinyl Chloride	5	U
74-83-9	Bromomethane	5	U
75-00-3	Chloroethane	5	U
75-69-4	Trichlorofluoromethane	5	U
67-64-1	Acetone	10	U
75-35-4	1,1-Dichloroethene	5	U
74-88-4	Iodomethane	5	U
75-15-0	Carbon Disulfide	5	U
75-09-2	Methylene Chloride	3	J
107-13-1	Acrylonitrile	100	U
156-60-5	trans-1,2-Dichloroethene	5	U
75-34-33	1,1-Dichloroethane	5	U
108-5-4	Vinyl Acetate	50	U
78-93-3	2-Butanone	10	U
156-59-2	cis-1,2-Dichloroethene	5	U
67-66-3	Chloroform	5	U
74-97-5	Bromochloromethane	5	U
71-55-6	1,1,1-Trichloroethane	5	U
56-23-5	Carbon Tetrachloride	5	U
71-43-2	Benzene	5	U
107-06-2	1,2-Dichloroethane	5	U
97-01-6	Trichloroethene	5	U
78-87-5	1,2-Dichloropropane	5	U
75-27-4	Bromodichloromethane	5	U
74-95-3	Dibromomethane	5	U
108-10-1	4-Methyl-2-pentanone	10	U
10061-1-5	cis-1,3-Dichloropropene	5	U
108-88-3	Toluene	5	U
10061-2-6	trans-1,3-Dichloropropene	5	U
79-00-5	1,1,2-Trichloroethane	5	U
591-78-6	2-Hexanone	10	U
127-18-4	Tetrachloroethene	5	U
124-48-1	Dibromochloromethane	5	U
106-93-4	1,2-Dibromoethane	5	U
108-90-7	Chlorobenzene	5	U
630-20-6	1,1,1,2-Tetrachloroethane	5	U
100-41-4	Ethylbenzene	5	U
108-38-3	m,p-Xylene	5	U

1A

EPA SAMPLE NO.

VOLATILE ORGANICS ANALYSIS DATA SHEET

VBLK04

Lab Name: UPSTATE LABS Contract: ENVIRO HY

Lab Code: 10170 Case No.: 01 SAS No.: _____ SDG No.: ENH01

Matrix: (soil/water) SOIL Lab Sample ID: METHOD BLANK

Sample wt/vol: 5.0 (g/ml) G Lab File ID: D5207.D

Level: (low/med) LOW Date Received: 3/2/01

% Moisture: not dec. 0 Date Analyzed: 3/12/01

GC Column: RTX-VM ID: 0.53 (mm) Dilution Factor: 1.0

Soil Extract Volume: _____ (uL) Soil Aliquot Volume: _____ (uL)

CONCENTRATION UNITS:

CAS NO.	COMPOUND	(ug/L or ug/Kg) UG/KG	Q
95-47-6	o-Xylene	5	U
100-42-5	Styrene	5	U
75-25-2	Bromoform	5	U
79-34-5	1,1,2,2-Tetrachloroethane	5	U
96-18-4	1,2,3-Trichloropropane	5	U
110-57-6	1,4-Dichloro-2-butene	10	U
541-73-1	1,3-Dichlorobenzene	5	U
106-46-7	1,4-Dichlorobenzene	5	U
95-50-1	1,2-Dichlorobenzene	5	U
96-12-8	1,2-Dibromo-3-chloro-propane	10	U

1E

VOLATILE ORGANICS ANALYSIS DATA SHEET
TENTATIVELY IDENTIFIED COMPOUNDS

EPA SAMPLE NO.

VBLK04

Lab Name: UPSTATE LABS Contract: ENVIRO HY

Lab Code: 10170 Case No.: 01 SAS No.: SDG No.: ENH01

Matrix: (soil/water) SOIL Lab Sample ID: METHOD BLANK

Sample wt/vol: 5.0 (g/ml) G Lab File ID: D5207.D

Level: (low/med) LOW Date Received: 3/2/01

% Moisture: not dec. 0 Date Analyzed: 3/12/01

GC Column: RTX-VM ID: 0.53 (mm) Dilution Factor: 1.0

Soil Extract Volume: 1 (uL) Soil Aliquot Volume: 1 (uL)

CONCENTRATION UNITS:
(ug/L or ug/Kg) UG/KG

Number TICs found: 0

CAS NO.	COMPOUND NAME	RT	EST. CONC.	Q

VOLATILE ORGANIC INSTRUMENT PERFORMANCE CHECK
BROMOFLUOROBENZENE (BFB)

Lab Name: UPSTATE LABS Contract: ENVIRONM

Lab Code: 10170 Case No.: 01 SAS No.: SDG No.: ENH01

Lab File ID: C8025.D BFB Injection Date: 3/6/01

Instrument ID: 12.0 BFB Injection Time: 10:28

GC Column: RTX-VOLA ID: 0.53 (mm) Heated Purge: (Y/N) N

m/e	ION ABUNDANCE CRITERIA	% RELATIVE ABUNDANCE
50	8.0 - 40.0% of mass 95	17.3
75	30.0 - 66.0% of mass 95	44.6
95	Base peak, 100% relative abundance	100.0
96	5.0 - 9.0% of mass 95	6.4
173	Less than 2.0% of mass 174	0.0 (0.0)1
174	50.0 - 120.0% of mass 95	57.9
175	4.0 - 9.0% of mass 174	3.3 (5.8)1
176	93.0 - 101.0% of mass 174	57.2 (98.7)1
177	5.0 - 9.0% of mass 176	3.9 (6.9)2

1-Value is % mass 174 2-Value is % mass 176

THIS CHECK APPLIES TO THE FOLLOWING SAMPLES, MS, MSD, BLANKS, AND STANDARDS:

	EPA SAMPLE NO.	LAB SAMPLE ID	LAB FILE ID	DATE ANALYZED	TIME ANALYZED
01	VSTD050	VSTD050	C8026.D	3/6/01	11:16
02	VSTD200	VSTD200	C8027.D	3/6/01	12:07
03	VSTD100	VSTD100	C8028.D	3/6/01	12:44
04	VSTD020	VSTD020	C8029.D	3/6/01	13:19
05	VSTD010	VSTD010	C8030.D	3/6/01	13:54

5A

VOLATILE ORGANIC INSTRUMENT PERFORMANCE CHECK
BROMOFLUOROBENZENE (BFB)

Lab Name: UPSTATE LABS Contract: ENVIRONM

Lab Code: 10170 Case No.: 01 SAS No.: SDG No.: ENH01

Lab File ID: C8038.D BFB Injection Date: 3/7/01

Instrument ID: 12.0 BFB Injection Time: 9:11

GC Column: RTX-VOLA ID: 0.53 (mm) Heated Purge: (Y/N) N

m/e	ION ABUNDANCE CRITERIA	% RELATIVE ABUNDANCE
50	8.0 - 40.0% of mass 95	17.2
75	30.0 - 66.0% of mass 95	41.8
95	Base peak, 100% relative abundance	100.0
96	5.0 - 9.0% of mass 95	7.3
173	Less than 2.0% of mass 174	0.0 (0.0)1
174	50.0 - 120.0% of mass 95	58.5
175	4.0 - 9.0% of mass 174	3.0 (5.1)1
176	93.0 - 101.0% of mass 174	57.3 (97.8)1
177	5.0 - 9.0% of mass 176	3.9 (6.8)2

1-Value is % mass 174 2-Value is % mass 176

THIS CHECK APPLIES TO THE FOLLOWING SAMPLES, MS, MSD, BLANKS, AND STANDARDS:

	EPA SAMPLE NO.	LAB SAMPLE ID	LAB FILE ID	DATE ANALYZED	TIME ANALYZED
01	VSTD050CC01	CONT CAL	C8039.D	3/7/01	10:56
02	VBLK01	METHOD BLANK	C8040.D	3/7/01	11:48
03	VMBS01	BLANK SPIKE	C8041.D	3/7/01	12:22
04	MW-1	6101019	C8042.D	3/7/01	12:58
05	MW-2	6101020	C8043.D	3/7/01	13:33
06	MW-4MS	6101021MS	C8045.D	3/7/01	14:43
07	MW-4MSD	6101021MSD	C8046.D	3/7/01	15:18
08	MW-5	6101022	C8047.D	3/7/01	15:53

5A

VOLATILE ORGANIC INSTRUMENT PERFORMANCE CHECK
BROMOFLUOROBENZENE (BFB)

Lab Name: UPSTATE LABS Contract: ENVIRONM

Lab Code: 10170 Case No.: 01 SAS No.: SDG No.: ENH01

Lab File ID: C8056.D BFB Injection Date: 3/8/01

Instrument ID: 12.0 BFB Injection Time: 9:22

GC Column: RTX-VOLA ID: 0.53 (mm) Heated Purge: (Y/N) N

m/e	ION ABUNDANCE CRITERIA	% RELATIVE ABUNDANCE
50	8.0 - 40.0% of mass 95	17.9
75	30.0 - 66.0% of mass 95	43.1
95	Base peak, 100% relative abundance	100.0
96	5.0 - 9.0% of mass 95	6.6
173	Less than 2.0% of mass 174	0.0 (0.0)1
174	50.0 - 120.0% of mass 95	59.0
175	4.0 - 9.0% of mass 174	3.0 (5.1)1
176	93.0 - 101.0% of mass 174	59.1 (100.1)1
177	5.0 - 9.0% of mass 176	4.0 (6.7)2

1-Value is % mass 174 2-Value is % mass 176

THIS CHECK APPLIES TO THE FOLLOWING SAMPLES, MS, MSD, BLANKS, AND STANDARDS:

	EPA SAMPLE NO.	LAB SAMPLE ID	LAB FILE ID	DATE ANALYZED	TIME ANALYZED
01	VSTD050CC02	CONT CAL	C8057.D	3/8/01	10:23
02	VBLK02	METHOD BLANK	C8058.D	3/8/01	11:24
03	VMBS02	BLANK SPIKE	C8059.D	3/8/01	12:00
04	MW-2DL	6101020DL	C8060.D	3/8/01	12:36
05	MW-5DL	6101022DL	C8062.D	3/8/01	13:47
06	MW-4	6101021	C8064.D	3/8/01	14:58

5A

VOLATILE ORGANIC INSTRUMENT PERFORMANCE CHECK
BROMOFLUOROBENZENE (BFB)

Lab Name: UPSTATE LABS Contract: ENVIRO HY

Lab Code: 10170 Case No.: 01 SAS No.: SDG No.: ENH01

Lab File ID: D5181.D BFB Injection Date: 3/9/01

Instrument ID: 13.0 BFB Injection Time: 11:53

GC Column: RTX-VMS ID: 0.53 (mm) Heated Purge: (Y/N) Y

m/e	ION ABUNDANCE CRITERIA	% RELATIVE ABUNDANCE
50	8.0 - 40.0% of mass 95	23.9
75	30.0 - 66.0% of mass 95	57.2
95	Base peak, 100% relative abundance	100.0
96	5.0 - 9.0% of mass 95	8.1
173	Less than 2.0% of mass 174	0.0 (0.0)1
174	50.0 - 120.0% of mass 95	72.3
175	4.0 - 9.0% of mass 174	5.7 (7.9)1
176	93.0 - 101.0% of mass 174	70.5 (97.5)1
177	5.0 - 9.0% of mass 176	4.8 (6.9)2

1-Value is % mass 174 2-Value is % mass 176

THIS CHECK APPLIES TO THE FOLLOWING SAMPLES, MS, MSD, BLANKS, AND STANDARDS:

	EPA SAMPLE NO.	LAB SAMPLE ID	LAB FILE ID	DATE ANALYZED	TIME ANALYZED
01	VSTD050	VSTD050	D5182.D	3/9/01	14:20
02	VSTD200	VSTD200	D5183.D	3/9/01	14:58
03	VSTD100	VSTD100	D5184.D	3/9/01	15:36
04	VSTD020	VSTD020	D5185.D	3/9/01	16:15
05	VSTD010	VSTD010	D5186.D	3/9/01	16:53
06	VBLK03	METHOD BLANK	D5187.D	3/9/01	17:31
07	VMBS03	BLANK SPIKE	D5188.D	3/9/01	18:09
08	MW-415	6101015	D5189.D	3/9/01	18:46
09	MW-419	6101016	D5190.D	3/9/01	19:24
10	MW-423	6101017	D5192.D	3/9/01	20:41

5A

VOLATILE ORGANIC INSTRUMENT PERFORMANCE CHECK
BROMOFLUOROBENZENE (BFB)

Lab Name: UPSTATE LABS Contract: ENVIRO HY

Lab Code: 10170 Case No.: 01 SAS No.: SDG No.: ENH01

Lab File ID: D5201.D BFB Injection Date: 3/12/01

Instrument ID: 13.0 BFB Injection Time: 14:49

GC Column: RTX-VMS ID: 0.53 (mm) Heated Purge: (Y/N) Y

m/e	ION ABUNDANCE CRITERIA	% RELATIVE ABUNDANCE
50	8.0 - 40.0% of mass 95	23.7
75	30.0 - 66.0% of mass 95	51.4
95	Base peak, 100% relative abundance	100.0
96	5.0 - 9.0% of mass 95	7.3
173	Less than 2.0% of mass 174	0.0 (0.0)1
174	50.0 - 120.0% of mass 95	75.7
175	4.0 - 9.0% of mass 174	6.0 (7.9)1
176	93.0 - 101.0% of mass 174	76.2 (100.6)1
177	5.0 - 9.0% of mass 176	5.6 (7.3)2

1-Value is % mass 174 2-Value is % mass 176

THIS CHECK APPLIES TO THE FOLLOWING SAMPLES, MS, MSD, BLANKS, AND STANDARDS:

	EPA SAMPLE NO.	LAB SAMPLE ID	LAB FILE ID	DATE ANALYZED	TIME ANALYZED
01	VSTD050CC03	CONT CAL	D5213.D	3/12/01	19:25
02	VBLK04	METHOD BLANK	D5207.D	3/12/01	20:04
03	VMBS04	BLANK SPIKE	D5208.D	3/12/01	20:43
04	MW-427	6101018	D5209.D	3/12/01	21:21
05	MW-423MS	6101017MS	D5211.D	3/12/01	22:38
06	MW-423MSD	6101017MSD	D5212.D	3/12/01	23:16

8A

VOLATILE INTERNAL STANDARD AREA AND RT SUMMARY

Lab Name: UPSTATE LABS Contract: ENVIRONMENTA

Lab Code: 10170 Case No.: 01 SAS No.: _____ SDG No.: ENH01

Lab File ID (Standard): C8039.D Date Analyzed: 3/7/01

Instrument ID: 12.0 Time Analyzed: 10:56

GC Column: RTX-VOLA ID: 0.53 (mm) Heated Purge (Y/N): N

		IS1(PFB) AREA #	RT #	IS2 AREA #	RT #	IS3 AREA #	RT #
	12 HOUR STD	269354	8.48	288378	11.78	213814	18.95
	UPPER LIMIT	538708	8.98	576756	12.28	427628	19.45
	LOWER LIMIT	134677	7.98	144189	11.28	106907	18.45
	EPA SAMPLE NO.						
01	VBLK01	276977	8.49	297027	11.77	223612	18.95
02	VMBS01	260081	8.53	284304	11.80	210938	18.97
03	MW-1	271817	8.52	286438	11.79	214644	18.96
04	MW-2	274927	8.53	289103	11.79	216109	18.95
05	MW-4MS	252884	8.50	276413	11.79	208077	18.95
06	MW-4MSD	255430	8.50	278697	11.78	209889	18.95
07	MW-5	263966	8.51	288738	11.77	216125	18.96

IS1 (PFB) = Pentafluorobenzene
IS2 = 1,4-Difluorobenzene
IS3 = Chlorobenzene-d5
IS4 (DCB) = 1,4-Dichlorobenzene-d4

AREA UPPER LIMIT = +100% of internal standard area
AREA LOWER LIMIT = - 50% of internal standard area
RT UPPER LIMIT = +0.50 minutes of internal standard RT
RT LOWER LIMIT = -0.50 minutes of internal standard RT

Column to be used to flag values outside QC limit with an asterisk.
* Values outside of contract required QC limits

8A

VOLATILE INTERNAL STANDARD AREA AND RT SUMMARY

Lab Name: UPSTATE LABS Contract: ENVIRONMENTA

Lab Code: 10170 Case No.: 01 SAS No.: SDG No.: ENH01

Lab File ID (Standard): C8039.D Date Analyzed: 03/07/01

Instrument ID: 12.0 Time Analyzed: 10:56

GC Column: RTX-VOLA ID: 0.53 (mm) Heated Purge (Y/N): Y/N

		IS4(DCB) AREA #	RT #	AREA #	RT #	AREA #	RT #
	12 HOUR STD	137994	23.58				
	UPPER LIMIT	275988	23.08				
	LOWER LIMIT	68997	24.08				
	EPA SAMPLE NO.						
01	VBLK01	139803	23.57				
02	VMBS01	134642	23.57				
03	MW-1.	136466	23.57				
04	MW-2	136057	23.57				
05	MW-4MS	132428	23.57				
06	MW-4MSD	132621	23.56				
07	MW-5	137570	23.57				

IS1 (PFB) = Pentafluorobenzene
IS2 = 1,4-Difluorobenzene
IS3 = Chlorobenzene-d5
IS4 (DCB) = 1,4-Dichlorobenzene-d4

AREA UPPER LIMIT = +100% of internal standard area
AREA LOWER LIMIT = - 50% of internal standard area
RT UPPER LIMIT = +0.50 minutes of internal standard RT
RT LOWER LIMIT = -0.50 minutes of internal standard RT

Column to be used to flag values outside QC limit with an asterisk.
* Values outside of contract required QC limits

8A

VOLATILE INTERNAL STANDARD AREA AND RT SUMMARY

Lab Name: UPSTATE LABS Contract: ENVIRONMENTA

Lab Code: 10170 Case No.: 01 SAS No.: SDG No.: ENH01

Lab File ID (Standard): C8057.D Date Analyzed: 3/8/01

Instrument ID: 12.0 Time Analyzed: 10:23

GC Column: RTX-VOLA ID: 0.53 (mm) Heated Purge (Y/N): N

		IS1(PFB) AREA #	RT #	IS2 AREA #	RT #	IS3 AREA #	RT #
	12 HOUR STD	281174	8.48	301747	11.78	223009	18.96
	UPPER LIMIT	562348	8.98	603494	12.28	446018	19.46
	LOWER LIMIT	140587	7.98	150874	11.28	111505	18.46
	EPA SAMPLE NO.						
01	VBLK02	276330	8.50	298627	11.78	223434	18.96
02	VMBS02	269100	8.53	286888	11.80	210914	18.96
03	MW-2DL	256456	8.52	277686	11.79	210487	18.96
04	MW-5DL	259284	8.51	279448	11.79	210335	18.96
05	MW-4	264275	8.53	276999	11.79	209474	18.96

IS1 (PFB) = Pentafluorobenzene
IS2 = 1,4-Difluorobenzene
IS3 = Chlorobenzene-d5
IS4 (DCB) = 1,4-Dichlorobenzene-d4

AREA UPPER LIMIT = +100% of internal standard area
AREA LOWER LIMIT = - 50% of internal standard area
RT UPPER LIMIT = +0.50 minutes of internal standard RT
RT LOWER LIMIT = -0.50 minutes of internal standard RT

Column to be used to flag values outside QC limit with an asterisk.
* Values outside of contract required QC limits

8A

VOLATILE INTERNAL STANDARD AREA AND RT SUMMARY

Lab Name: UPSTATE LABS Contract: ENVIRONMENTA

Lab Code: 10170 Case No.: 01 SAS No.: SDG No.: ENH01

Lab File ID (Standard): C8057.D Date Analyzed: 03/08/01

Instrument ID: 12.0 Time Analyzed: 10:23

GC Column: RTX-VOLA ID: 0.53 (mm) Heated Purge (Y/N): Y/N

		IS4(DCB) AREA #	RT #	AREA #	RT #	AREA #	RT #
	12 HOUR STD	143212	23.57				
	UPPER LIMIT	286424	23.07				
	LOWER LIMIT	71606	24.07				
	EPA SAMPLE NO.						
01	VBLK02	139552	23.57				
02	VMBS02	137082	23.56				
03	MW-2DL	132545	23.58				
04	MW-5DL	129936	23.57				
05	MW-4	130886	23.57				

IS1 (PFB) = Pentafluorobenzene
IS2 = 1,4-Difluorobenzene
IS3 = Chlorobenzene-d5
IS4 (DCB) = 1,4-Dichlorobenzene-d4

AREA UPPER LIMIT = +100% of internal standard area
AREA LOWER LIMIT = - 50% of internal standard area
RT UPPER LIMIT = +0.50 minutes of internal standard RT
RT LOWER LIMIT = -0.50 minutes of internal standard RT

Column to be used to flag values outside QC limit with an asterisk.
* Values outside of contract required QC limits

8A

VOLATILE INTERNAL STANDARD AREA AND RT SUMMARY

Lab Name: UPSTATE LABS Contract: ENVIRO HYDRO

Lab Code: 10170 Case No.: 01 SAS No.: _____ SDG No.: ENH01

Lab File ID (Standard): D5182.D Date Analyzed: 3/9/01

Instrument ID: 13.0 Time Analyzed: 14:20

GC Column: RTX-VMS ID: 0.53 (mm) Heated Purge (Y/N): Y

		IS1(PFB) AREA #	IS1(PFB) RT #	IS2 AREA #	IS2 RT #	IS3 AREA #	IS3 RT #
	12 HOUR STD	376552	10.37	334275	11.28	247457	15.87
	UPPER LIMIT	753104	10.87	668550	11.78	494914	16.37
	LOWER LIMIT	188276	9.87	167138	10.78	123729	15.37
	EPA SAMPLE NO.						
01	VSTD200	350134	10.37	328546	11.28	253037	15.87
02	VSTD100	188317	10.37	205332	11.29	211259	15.87
03	VSTD020	420417	10.37	397171	11.29	285258	15.86
04	VSTD010	219756	10.37	218169	11.29	192698	15.86
05	VBLK03	379661	10.36	355756	11.28	261916	15.86
06	VMBS03	373004	10.37	363513	11.28	258554	15.86

IS1 (PFB) = Pentafluorobenzene
IS2 = 1,4-Difluorobenzene
IS3 = Chlorobenzene-d5
IS4 (DCB) = 1,4-Dichlorobenzene-d4

AREA UPPER LIMIT = +100% of internal standard area
AREA LOWER LIMIT = - 50% of internal standard area
RT UPPER LIMIT = +0.50 minutes of internal standard RT
RT LOWER LIMIT = -0.50 minutes of internal standard RT

Column to be used to flag values outside QC limit with an asterisk.
* Values outside of contract required QC limits

8A

VOLATILE INTERNAL STANDARD AREA AND RT SUMMARY

Lab Name: UPSTATE LABS Contract: ENVIRO HYDRO

Lab Code: 10170 Case No.: 01 SAS No.: _____ SDG No.: ENH01

Lab File ID (Standard): D5182.D Date Analyzed: 03/09/01

Instrument ID: 13.0 Time Analyzed: 14:20

GC Column: RTX-VMS ID: 0.53 (mm) Heated Purge (Y/N): Y N

		IS4(DCB) AREA #	RT #	AREA #	RT #	AREA #	RT #
	12 HOUR STD	176290	19.68				
	UPPER LIMIT	352580	19.18				
	LOWER LIMIT	88145	20.18				
	EPA SAMPLE NO.						
01	VSTD200	189047	19.69				
02	VSTD100	195090	19.68				
03	VSTD020	203110	19.68				
04	VSTD010	171994	19.68				
05	VBLK03	187719	19.67				
06	VMBS03	192015	19.68				

IS1 (PFB) = Pentafluorobenzene
IS2 = 1,4-Difluorobenzene
IS3 = Chlorobenzene-d5
IS4 (DCB) = 1,4-Dichlorobenzene-d4

AREA UPPER LIMIT = +100% of internal standard area
AREA LOWER LIMIT = - 50% of internal standard area
RT UPPER LIMIT = +0.50 minutes of internal standard RT
RT LOWER LIMIT = -0.50 minutes of internal standard RT

Column to be used to flag values outside QC limit with an asterisk.
* Values outside of contract required QC limits

8A

VOLATILE INTERNAL STANDARD AREA AND RT SUMMARY

Lab Name: UPSTATE LABS Contract: ENVIRO HYDRO

Lab Code: 10170 Case No.: 01 SAS No.: _____ SDG No.: ENH01

Lab File ID (Standard): D5213.D Date Analyzed: 3/12/01

Instrument ID: 13.0 Time Analyzed: 19:25

GC Column: RTX-VMS ID: 0.53 (mm) Heated Purge (Y/N): Y

		IS1(PFB) AREA #	IS1(PFB) RT #	IS2 AREA #	IS2 RT #	IS3 AREA #	IS3 RT #
	12 HOUR STD	216436	10.35	205925	11.26	202403	15.85
	UPPER LIMIT	432872	10.85	411850	11.76	404806	16.35
	LOWER LIMIT	108218	9.85	102963	10.76	101202	15.35
	EPA SAMPLE NO.						
01	VBLK04	425756	10.36	374776	11.27	265747	15.85
02	VMBS04	417144	10.35	364791	11.28	269938	15.85
03	MW-427	354845	10.37	324124	11.29	223493	15.86
04	MW-423MS	352875	10.37	323967	11.29	220508	15.88
05	MW-423MSD	340491	10.37	316460	11.30	216224	15.86

IS1 (PFB) = Pentafluorobenzene
IS2 = 1,4-Difluorobenzene
IS3 = Chlorobenzene-d5
IS4 (DCB) = 1,4-Dichlorobenzene-d4

AREA UPPER LIMIT = +100% of internal standard area
AREA LOWER LIMIT = - 50% of internal standard area
RT UPPER LIMIT = +0.50 minutes of internal standard RT
RT LOWER LIMIT = -0.50 minutes of internal standard RT

Column to be used to flag values outside QC limit with an asterisk.
* Values outside of contract required QC limits

8A
VOLATILE INTERNAL STANDARD AREA AND RT SUMMARY

Lab Name: UPSTATE LABS Contract: ENVIRO HYDRO

Lab Code: 10170 Case No.: 01 SAS No.: SDG No.: ENH01

Lab File ID (Standard): D5213.D Date Analyzed: 03/12/01

Instrument ID: 13.0 Time Analyzed: 19:25

GC Column: RTX-VMS ID: 0.53 (mm) Heated Purge (Y/N): ~~N~~ Y

		IS4(DCB) AREA #	RT #	AREA #	RT #	AREA #	RT #
	12 HOUR STD	190419	19.65				
	UPPER LIMIT	380838	19.15				
	LOWER LIMIT	95210	20.15				
	EPA SAMPLE NO.						
01	VBLK04	203550	19.67				
02	VMBS04	207136	19.67				
03	MW-427	134863	19.69				
04	MW-423MS	123328	19.68				
05	MW-423MSD	126963	19.68				

IS1 (PFB) = Pentafluorobenzene
IS2 = 1,4-Difluorobenzene
IS3 = Chlorobenzene-d5
IS4 (DCB) = 1,4-Dichlorobenzene-d4

AREA UPPER LIMIT = +100% of internal standard area
AREA LOWER LIMIT = - 50% of internal standard area
RT UPPER LIMIT = +0.50 minutes of internal standard RT
RT LOWER LIMIT = -0.50 minutes of internal standard RT

Column to be used to flag values outside QC limit with an asterisk.
* Values outside of contract required QC limits

Chain of Custody

Upstate Laboratories, Inc.

5034 Corporate Drive • E. Syracuse, NY 13057-1017
(315) 437 0255 Fax 437 1209

Chain Of Custody Record

3/23 HEL

Client: Environmental Hydrogeology Corp.
Client Project # / Project Name: Sharon Cleaners
Client Contact: Mona Zullo/Eric Holt
Phone #: 371-7940
Site Location (city/state): Sharon Cleaners 48 Lincoln Ave. Saratoga Sp

Special Turnaround Time: Std
(Lab Notification required)
ULI Computer Input Form

Sample Location:	Date	Time	Matrix	Grab or Comp.	ULI Internal Use Only	No. of Containers	1)	2)	3) % Solids	4)	5)	6)	7)	8)	9)	10)	Remarks
MW-4 15-19'	2/28/01	9:18	~~GW~~ S	Comp	06/01 0 15	1	X		X								ASP Cat B
MW-4 19-23'	↓	11:00	S	↓	16	1	X		X								
MW-4 23-27'	↓	11:12	↓	↓	17	3	X		X								MS/MSD
MW-4 27-31'	↓	12:00	↓	↓	18	1	X		X								
MW-1	3/1/01	12:00	GW	Grab	19	3		X									
MW-2	↓	1:30	↓	↓	20	3		X									
MW-4	↓	9:30	↓	↓	21	9		X									MS/ ~~Dupe~~ #21 MSD
MW-5	↓	11:30	↓	↓	22	3		X									

Parameter and method	sample bottle: type	size	pres.
~~8021 Full~~ (EPA) 8260 Baseline	G	40Z	None
~~502.2~~ 8260 Baseline	G	40ml	HCl
% Solids) B.S			

Sampled by: (Please Print) Mona M. Zullo
Company: EHC-Envr. Hydrogeology

ULI Internal Use Only
Delivery (check one):
☐ ULI Sampled
☐ Pickup ☒ Dropoff
☐ CC

Relinquished by: (Signature)	Date	Time	Received by: (Signature)
[signature] Zullo	3/1/01	4:30pm	[signature]
[signature]	3/1/01	5:00 pm	
	3/2/01	0830	[signature]

Note: The numbered columns above cross-reference with the numbered columns in the upper right-hand corner.

Syracuse Rochester Buffalo Albany Binghamton Fair Lawn (NJ)

Upstate Laboratories, Inc.
6034 Corporate Drive • E. Syracuse, NY 13057-1017
(315) 437 0255 Fax 437 1209

Chain Of Custody Record

Client: Environmental Hydrogeology Corp.
Client Project # / Project Name: Sharon Cleaners
Client Contact: Mona Zullo/Eric Holt
Phone #: 371-7940
Site Location (city/state): Sharon Cleaners 48 Lincoln Ave. Saratoga Sp

Special Turnaround Time: Std (Lab Notification required)

Sample Location:	Date	Time	Matrix	Grab or Comp.	ULI Internal Use Only	No. of Containers	1)	2)	3)	4)	5)	6)	7)	8)	9)	10)	Remarks
MW-4 15-19'	2/28/01	9:18	~~GW~~ S	Comp		1	X										ASP Cat B
MW-4 19-23'	↓	11:00	S	↓		1	X										↓
MW-4 23-27'	↓	11:12	↓	↓		3	X										↓
MW-4 27-31'	↓	12:00	↓	↓		1	X										↓
MW-1	3/1/01	12:00	GW	Grab		3		X									↓
MW-2	↓	1:30	↓	↓		3		X									↓
MW-4	↓	9:30	↓	↓		9		X									↓
MW-5	↓	11:30	↓	↓		3		X									↓

parameter and method	sample bottle: type	size	pres.
1) 8021 FULL (EPA)	G	4oz	None
2) 502.2	G	40ml	HCl 1:1
3)			
4)			
5)			
6)			
7)			
8)			
9)			
10)			

Note: The numbered columns above cross-reference with the numbered columns in the upper right-hand corner.

Sampled by: (Please Print) Mona M. Zullo
Company: EHC-Envr. Hydrogeology

ULI Internal Use Only
Delivery (check one):
☐ ULI Sampled
☐ Pickup ☒ Dropoff
☐ CC

Relinquished by: (Signature)	Date	Time	Received by: (Signature)
[signature] Zullo	3/1/01	4:30pm	[signature]
[signature]	3/1/01	5:00 pm	
	3/2/01	0830	[signature]

Rec'd for Lab by: (Signature)

Syracuse Rochester Buffalo Albany Binghamton Fair Lawn (NJ)

Upstate Laboratories, Inc.
Sample Receipt Check List

SR-10-01

SR-10-01 Revised 11/00

Project Information

1. Company/Government Name: Environmental Hydrogeology
2. Project Name / Number: Sharon Cleanup
3. Date Received: 3-2-01
4. Client EPC

Condition of Shipment

4. Radioactivity Screening:
   - ___ 4.1 The samples come from a safe source and do not need to be screened.
   - 1 4.2 The samples were screened for radioactivity and found safe for handling.

5. Are custody seals intact?	Yes		No	
6. Is a chain of custody form present?	Yes		No	
7. Was the custody form properly relinquished?	Yes		No	
8. Is the chain of custody form complete (dates)?	Yes		No	
9. Do the samples and/or bottle labels match the chain of custody?	Yes		No	
10. Are the sample containers intact (broken)?	Yes		No	
11. Do the samples have sufficient volume for testing?	Yes		No	
12. Were all samples received within holding times?	Yes		No	
13. Are the containers/preservatives correct?	Yes		No	
14. Are the samples at the proper temperature (1 – 6 C) ?	Yes		No	
Ice Present 1 Blue Ice Present ___ No Ice Present ___ Other ___				
15. Headspace in VOA vials?	Yes		No	
16. Headspace in Alkalinity bottles?	Yes		No	

Describe the excursion below or on the Sample Receipt Condition Form and notify EPC.

17. EPC notified/SRC Form created?	Yes		No	

18. Cooler Temperature: 2.9 C ___ C ___ C
    ___ C ___ C ___ C

19. Comments

Custody Division: B. Senecal Date: 3-2-01

Sample Disposal

20. Disposal Procedure:
    - ___ 20.1 After four weeks, dispose of the sample in the sanitary waste.
    - ___ 20.2 After four weeks, submit to the Environmental Officer for treatment/dispos
    - ___ 20.3 Hold samples until further notice.

EPC: _____ Date: 000006 1

0000065

Eastern Connection™

Pick-up Date:	Pick-up Time:	Pick-up Agent:	Account #	Route	Stop	BOL#
[illegible]			65103- 3		[illegible]	17189716

PACKAGE COPY

2 From (Sender) [illegible] Phone: (518) 457-3131

Company: UPSTATE LABORATORIES

Address: 8 NOLAN ROAD Room/Floor:

City: ALBANY State: NY Zip: [illegible]

3 To (Recipient) SAMPLE CUSTODY Phone: (315) 437-0255

Company: UPSTATE LABORATORIES

Address: 6034 CORPORATE DRIVE Room/Floor:

City: E SYRACUSE State: NY Zip: [illegible]057

Special Instructions: [illegible]

4 Shipper Billing Reference

SYR

5 Release Signature Not applicable if #8 *Declared Value* is completed.

BOL# 17189716

PACKAGE COPY

By signing here, sender authorizes Eastern Connection to deliver this shipment without obtaining a delivery signature and shall hold harmless Eastern Connection from any claims resulting therefrom.

6 Guaranteed Express Parcel Services

- [ ] **Early AM** - For urgent shipments first thing in the morning, we deliver earlier than anyone in the business.*
- [x] **Express Priority Overnight** - Guaranteed delivery before 9 AM to major downtown business districts - 10:30 AM to suburbs.
- [ ] **Express Night Owl** - Pickup any time of the night, all night long. Guaranteed.*
- [ ] **Express Same Day** - Guaranteed to be on the next available flight or delivered by a driver today.*
- [ ] **Express Saturday Delivery*** +
- [ ] **Express Sunday and Holiday*** +
- [ ] **Next Day by 2:00 PM (ND2)** - Earliest deferred service in the industry. Guaranteed.

**Special rates apply. +Available in certain areas.*

7 Number of Pieces 1 Weight in pounds [illegible] Re-weigh

8 Declared Value: ($10,000 Maximum)

17189716

17189716 17189716

Upstate Laboratories, Inc.
Internal Laboratory Sign–Out Log

SR–10–03 Revised 3/98

Project: Enviro. Hydro
SDG No.: 61/15-22
ULI ID No.:

ULI Number or Range of ULI Numbers	Date/Time Sample(s) Taken	Purpose	S.Custodian Initials	Analyst Initials	Date/Time Sample(s) Returned	S.Custodian Initials	Analyst Initials
61/15→22	3/6/01 11:30 am	8260	KC	KD	3/6/01 3:45 pm	KC	KD
61/19→22	3/7/01 10:45	8260	↓	KD	3/7/01 12:15 pm	↓	KD
61/20→22	3/8/01 11:45	8260		KD	3/8/01 2:45 pm		KD
61/15→22 18	3/9/01 9:05 am	8260		KD	3/9/01 2:15 pm		KD
61/17+1K	3/12/01 8:40 am	8260	↓	KD	3/12/01 11:45 am	↓	KD

Upstate Laboratories, Inc.

6034 Corporate Drive
East Syracuse, New York 13057-1017

Sample Data Package

Case Narrative, Chain of Custody Documentation and VOC Data

Volume 2 of 2

SDG No. ENH01

Project:

Sharon Cleaners
Saratoga Springs, New York

Prepared for:

Ms. Mona M. Zullo
Environmental Hydrogeology Corp.
900 Route 146
Clifton Park, NY 12065

Samples Collected:

February 28, 2001
March 1, 2001

New York Lab Code 10170

NEW YORK STATE DEPARTMENT OF ENVIRONMENTAL CONSERVATION

SAMPLE IDENTIFICATION AND
ANALYTICAL REQUIREMENT SUMMARY

Customer Sample Code	Laboratory Sample Code	Analytical Requirements					
		VOA GC/MS Method #	BNA GC/MS Method #	VOA GC Method #	Pest PCBs Method #	Metals	Wet Chemistry and Other
MW-4 15-19'	06101015	8260	-	-	-	-	Percent Solids
MW-4 19-23'	06101016	8260	-	-	-	-	Percent Solids
MW-4 23-27'	06101017	8260	-	-	-	-	Percent Solids
MW-4 23-27' MS	06101017MS	8260	-	-	-	-	Percent Solids
MW-4 23-27' MSD	06101017MSD	8260	-	-	-	-	-
MW-4 27-31'	06101018	8260	-	-	-	-	Percent Solids
MW-1	06101019	8260	-	-	-	-	-
MW-2	06101020	8260	-	-	-	-	-
MW-4	06101021	8260	-	-	-	-	-
MW-4 MS	06101021MS	8260	-	-	-	-	-
MW-4 MSD	06101021MSD	8260	-	-	-	-	-
MW-5	06101022	8260	-	-	-	-	-

Narrative

1.0 Summary

This report presents the sample test results and quality control results for four solid and four groundwater samples collected for the Sharon Cleaners Project, Saratoga, New York. The samples were analyzed for the parameters listed in Section 3.0, below.

This report is divided into two packages and two volumes. The Sample Data Summary Package (Volume 1) presents a summary of the test results and quality control data. This abbreviated format is useful to engineers and environmental scientists. The Sample Data Package (Volume 2) is a comprehensive report containing instrument raw data. It is formatted for validation by an independent third party.

2.0 Chain of Custody

The samples were collected by Environmental Hydrogeology Corp. on February 28 and March 1, 2001, and were dropped of at Upstate Laboratories Inc., Albany, New York. From there the samples were shipped to Upstate Laboratories, Inc., Syracuse, New York via Eastern Connection. The Chain of Custody documentation is copied in Volumes 1 & 2.

3.0 Methodology

The analyses were performed using test methods developed by the USEPA. The specific method numbers are:

Parameter	Method	Reference
Volatile Organics	8260	(3)
Percent Solids	2540 G	(2)

(2) "Standard Methods for the Examination of Water and Wastewater", APHA, AWWA, WEF, 18th Ed., 1992.
(3) "Test Methods for Evaluating Solid Waste, Physical/Chemical Methods", USEPA, SW-846, 3rd ED.

4.0 Quality Control

Quality control data includes method blanks, reference samples, matrix spikes, matrix spike duplicates, duplicates, and surrogate recoveries. For wet chemistry, the association of QC data with sample data is made through the use of the "File No." found on both the final report pages and the QC summary pages.

5.0 Internal Validation

The following observations are offered:

Volatiles by GC/MS

Holding Time : Criteria were satisfied.

Calibration : Several target compounds were manually integrated in the IC and CC.

Method Blanks : Methylene Chloride was detected in VBLK01, VBLK02 and VBLK04 above the PQL but below the CRQL due to laboratory contamination. Methylene Chloride was detected above the CRDL and Acetone was detected above the PQL but below the CRDL in VBLK03, both due to laboratory contamination.

MSB : Criteria were satisfied.

MS/MSD : Criteria were satisfied.

Surrogates : Criteria were satisfied.

Inter. Stds. : Criteria were satisfied.

Approved Anthony J Scala

Anthony J. Scala, Director

QC088-01

Chain of Custody

Upstate Laboratories, Inc.

6034 Corporate Drive • E. Syracuse, NY 13057-1017
(315) 437 0255 Fax 437 1209

Chain Of Custody Record

3/23 HLT

Client: Environmental Hydrogeology Corp.
Client Project # / Project Name: Sharon Cleaners
Client Contact: Mona Zullo/Eric Holt
Phone #: 371-7940
Site Location (city/state): Sharon Cleaners 48 Lincoln Ave. Saratoga Sp

Special Turnaround Time: Std (Lab Notification required)
ULI Computer Input Form

Sample Location:	Date	Time	Matrix	Grab or Comp.	ULI Internal Use Only	No. of Containers	1)	2)	3) % Solids	4)	5)	6)	7)	8)	9)	10)	Remarks
MW-4 15-19'	2/28/01	9:18	S	Comp	06/01 @ 15	1	X		X								ASP Cat B
MW-4 19-23'	↓	11:00	S	↓	16	1	X		X								
MW-4 23-27'	↓	11:12	↓	↓	17	3	X		X								MS/MSD
MW-4 27-31'	↓	12:00	↓	↓	18	1	X		X								
MW-1	3/1/01	12:00	GW	Grab	19	3		X									
MW-2	↓	1:30	↓	↓	20	3		X									
MW-4	↓	9:30	↓	↓	21	9		X									MS/Dupe #2 MSD
MW-5	↓	11:30	↓	↓	22	3		X									

Parameter and method	sample bottle:	type	size	pres.
~~8021 Full~~ (EPA) 8260 Baseline		G	4oz	None
~~502.2~~ 8260 Baseline		G	40ml	HCl
(% Solids) B.S				

Sampled by: (Please Print) Mona M. Zullo
Company: EHC-Envr. Hydrogeology

ULI Internal Use Only
Delivery (check one):
☐ ULI Sampled
☐ Pickup ☒ Dropoff
☐ CC

Relinquished by: (Signature)	Date	Time	Received by: (Signature)
[signature] Zullo	3/1/01	4:30 pm	[signature]
[signature]	3/1/01	5:00 pm	
	3/2/01	0830	[signature]

Note: The numbered columns above cross-reference with the numbered columns in the upper right-hand corner.

Syracuse Rochester Buffalo Albany Binghamton Fair Lawn (NJ)

Upstate Laboratories, Inc.

6034 Corporate Drive • E. Syracuse, NY 13057-1017
(315) 437 0255 Fax 437 1209

Chain Of Custody Record

Client: Environmental Hydrogeology Corp.
Client Project # / Project Name: Sharon Cleaners
Client Contact: Mona Zullo/Eric Holt
Phone #: 341-7640
Site Location (city/state): Sharon Cleaners 48 Lincoln Ave. Sauquoit, NY

Sample Location:	Date	Time	Matrix	Grab or Comp.	ULI Internal Use Only	No. of Containers	1)	2)	3)	4)	5)	6)	7)	8)	9)	10)	Special Turnaround Time: Std. (Lab Notification required) Remarks: ASP Cat B
MW-4 15-19'	2/28/01	9:18	GW S	Comp		1	X										
MW-4 19-23'		11:00	S			1	X										
MW-4 23-27'		11:12				3	X										
MW-4 27-31'		12:00				1	X										
MW-1	3/1/01	12:00	GW	Grab		3		X									
MW-2		1:30				3		X									
MW-4		9:30				9		X									
MW-5		11:30				3		X									

parameter and method	sample bottle:	type	size	pres.
1) 8021 FULL (EPA)		G	40z	None
2) 502.2		G	40ml	HCl
3)				
4)				
5)				
6)				
7)				
8)				
9)				
10)				

Note: The numbered columns above cross-reference with the numbered columns in the upper right-hand corner.

Sampled by: (Please Print) Mona M. Zullo
Company: EHC - Environmental Hydrogeology

ULI Internal Use Only
Delivery (check one):
☐ ULI Sampled
☐ Pickup ☒ Dropoff
☐ CC _____

Relinquished by: (Signature)	Date	Time	Received by: (Signature)
Mona M. Zullo	3/1/01	4:30 pm	Mona M. Zullo
Mona M. Zullo	3/1/01	5:00 pm	
	3/2/01	0830	B. Samuels

Syracuse Rochester Buffalo Albany Binghamton Fair Lawn (NJ)

,state Laboratories, Inc.
Sample Receipt Check List

SR-10-01

SR-10-01 Revised 11/00

Project Information

1. Company/Government Name: Environmental Hydrogeology
2. Project Name / Number: Sharon Cleaners
3. Date Received: 3-2-01
4. Client EPC _____

Condition of Shipment

4. Radioactivity Screening:
   - ___ 4.1 The samples come from a safe source and do not need to be screened.
   - ✓ 4.2 The samples were screened for radioactivity and found safe for handling.

5. Are custody seals intact?	Yes	✓	No	
6. Is a chain of custody form present?	Yes	✓	No	
7. Was the custody form properly relinquished?	Yes	✓	No	
8. Is the chain of custody form complete (dates)?	Yes	✓	No	
9. Do the samples and/or bottle labels match the chain of custody?	Yes	✓	No	
10. Are the sample containers intact (broken)?	Yes	✓	No	
11. Do the samples have sufficient volume for testing?	Yes	✓	No	
12. Were all samples received within holding times?	Yes	✓	No	
13. Are the containers/preservatives correct?	Yes	✓	No	
14. Are the samples at the proper temperature (1 – 6 C) ?	Yes	✓	No	

Ice Present ✓ Blue Ice Present ___ No Ice Present ___ Other ___

15. Headspace in VOA vials?	Yes		No	✓
16. Headspace in Alkalinity bottles?	Yes		No	✓

Describe the excursion below or on the Sample Receipt Condition Form and notify EPC.

17. EPC notified/SRC Form created?	Yes		No	✓

18. Cooler Temperature: 2.9 C ___ C ___ C
    ___ C ___ C ___ C

19. Comments _____

Custody Division: B. Senick Date: 3-2-01

Sample Disposal

20. Disposal Procedure:
    - ___ 20.1 After four weeks, dispose of the sample in the sanitary waste.
    - ___ 20.2 After four weeks, submit to the Environmental Officer for treatment/dispos
    - ___ 20.3 Hold samples until further notice.

EPC: _____ Date: 0000069

0000070

Eastern Connection™

Pick-up Date:	Pick-up Time:	Pick-up Agent:	1 Account #	Route	Stop	BOL#
[illegible]	[illegible]	[illegible]	65103- 3	[illegible]	[illegible]	17189716 PACKAGE COPY

2 From (Sender) [illegible] Phone: (518) 459 3134

Company: UPSTATE LABORATORIES

Address: 8 NOLAN ROAD Room/Floor:

City: ALBANY State: NY Zip: 12205

3 To (Recipient) SAMPLE CUSTODY Phone: (315) 437-0255

Company: UPSTATE LABORATORIES

Address: 6034 CORPORATE DRIVE Room/Floor:

City: E SYRACUSE State: NY Zip: 13057

Special Instructions: [illegible]

SYR

4 Shipper Billing Reference

5 Release Signature Not applicable if #8 *Declared Value* is completed.

BOL# 17189716 **PACKAGE COPY**

By signing here, sender authorizes Eastern Connection to deliver this shipment without obtaining a delivery signature and shall hold harmless Eastern Connection from any claims resulting therefrom.

6 Guaranteed Express Parcel Services

- [ ] **Early AM** - For urgent shipments first thing in the morning, we deliver earlier than anyone in the business.*
- [x] **Express Priority Overnight** - Guaranteed delivery before 9 AM to major downtown business districts - 10:30 AM to suburbs.
- [ ] **Express Night Owl** - Pickup any time of the night, all night long. Guaranteed.*
- [ ] **Express Same Day** - Guaranteed to be on the next available flight or delivered by a driver today.*
- [ ] **Express Saturday Delivery*** +
- [ ] **Express Sunday and Holiday*** +
- [ ] **Next Day by 2:00 PM (ND2)** - Earliest deferred service in the industry. Guaranteed.

**Special rates apply. +Available in certain areas.*

7 Number of Pieces 1 Weight in pounds [illegible] Re-weigh

8 Declared Value: ($10,000 Maximum)

17189716

17189716 17189716

Upstate Laboratories, Inc.
Internal Laboratory Sign-Out Log

SR-10-03 Revised 3/98

Project: Enviro Hydro
SDG No.: 61/15-22
ULI ID No.:

ULI Number or Range of ULI Numbers	Date/Time Sample(s) Taken	Purpose	S.Custodian Initials	Analyst Initials	Date/Time Sample(s) Returned	S.Custodian Initials	Analyst Initials
61/15→22	3/6/01 11:30 am	8260	KC	[illegible]	3/6/01 3:45 pm	KC	[illegible]
61/19→22	3/7/01 10:45 am	8260	↓	[illegible]	3/7/01 12:15 pm	↓	[illegible]
61/20→22	3/8/01 11:45 am	8260	↓	[illegible]	3/8/01 2:45 pm	↓	[illegible]
61/15→22 18	3/9/01 9:05 am	8260	↓	[illegible]	3/9/01 2:15 pm	↓	[illegible]
61/17→18	3/12/01 8:40 am	8260	↓	[illegible]	3/12/01 11:45 am	↓	[illegible]

0000071

GC/MS Volatiles

Upstate Laboratories, Inc.

Quality Control Data

Upstate Labroatories, Inc.

2A

WATER VOLATILE SYSTEM MONITORING COMPOUND RECOVERY

Lab Name: UPSTATE LABS Contract: ENVIRONMENTA

Lab Code: 10170 Case No.: 01 SAS No.: SDG No.: ENH01

	EPA SAMPLE NO.	SMC1 #	SMC2 #	SMC3 #	TOT OUT
01	VBLK01	92	92	93	0
02	VMBS01	101	98	100	0
03	MW-1	92	93	94	0
04	MW-2	95	95	96	0
05	MW-4MS	100	98	100	0
06	MW-4MSD	96	93	95	0
07	MW-5	94	91	93	0
08	VBLK02	102	101	101	0
09	VMBS02	104	104	105	0
10	MW-2DL	105	104	107	0
11	MW-5DL	101	100	102	0
12	MW-4	101	103	105	0

			QC LIMITS
SMC1	=	Dibromofluoromethane	(86-118)
SMC2	=	Toluene-d8	(88-110)
SMC3	=	Bromofluorobenzene	(86-115)

Column to be used to flag recovery values

* Values outside of contract required QC limits

D System Monitoring Compound diluted out

2B

SOIL VOLATILE SYSTEM MONITORING COMPOUND RECOVERY

Lab Name: UPSTATE LABS Contract: ENVIRO HYDRO

Lab Code: 10170 Case No.: 01 SAS No.: SDG No.: ENH01

Level: (low/med) LOW

	EPA SAMPLE NO.	SMC1 #	SMC2 #	SMC3 #	TOT OUT
01	VBLK03	97	87	93	0
02	VMBS03	102	85	92	0
03	MW-415	118	101	108	0
04	MW-419	108	90	90	0
05	MW-423	111	85	100	0
06	VBLK04	88	89	75	0
07	VMBS04	91	91	95	0
08	MW-427	94	92	68	0
09	MW-423MS	93	91	98	0
10	MW-423MSD	92	87	66	0

QC LIMITS

SMC1	=	Dibromofluoromethane	(80-120)
SMC2	=	Toluene-d8	(84-138)
SMC3	=	Bromofluorobenzene	(59-113)

Column to be used to flag recovery values

* Values outside of contract required QC limits

D System Monitoring Compound diluted out

3A

WATER VOLATILE MATRIX SPIKE/MATRIX SPIKE DUPLICATE RECOVERY

Lab Name: UPSTATE LABS Contract: ENVIRONMENTA

Lab Code: 10170 Case No.: 01 SAS No.: SDG No.: ENH01

Matrix Spike - EPA Sample No MW-4

COMPOUND	SPIKE ADDED (ug/L)	SAMPLE CONCENTRATION (ug/L)	MS CONCENTRATION (ug/L)	MS % REC #	QC LIMITS REC.
1,1-Dichloroethene	50	0.0	39	78	61 - 145
Benzene	50	0.0	43	86	76 - 127
Trichloroethene	50	0.0	43	86	71 - 120
Toluene	50	0.0	44	88	76 - 125
Chlorobenzene	50	0.0	43	86	75 - 130

COMPOUND	SPIKE ADDED (ug/L)	MSD CONCENTRATION (ug/L)	MSD % REC #	% RPD #	QC LIMITS RPD	QC LIMITS REC.
1,1-Dichloroethene	50	43	86	10	14	61 - 145
Benzene	50	47	94	9	11	76 - 127
Trichloroethene	50	47	94	9	14	71 - 120
Toluene	50	48	96	9	13	76 - 125
Chlorobenzene	50	47	94	9	13	75 - 130

Column to be used to flag recovery and RPD values with an asterisk

* Values outside of QC limits

RPD: 0 out of 5 outside limits

Spike Recovery: 0 out of 10 outside limits

COMMENTS:

3B

SOIL VOLATILE MATRIX SPIKE/MATRIX SPIKE DUPLICATE RECOVERY

Lab Name: UPSTATE LABS Contract: ENVIRO HYDRO

Lab Code: 10170 Case No.: 01 SAS No.: _____ SDG No.: ENH01

Matrix Spike - EPA Sample No. MW-423 Level: (low/med) LOW

COMPOUND	SPIKE ADDED (ug/Kg)	SAMPLE CONCENTRATION (ug/Kg)	MS CONCENTRATION (ug/Kg)	MS % REC #	QC LIMITS REC.
1,1-Dichloroethene	59	0.0	40	68	59 - 172
Benzene	59	0.0	48	81	66 - 142
Trichloroethene	59	0.0	45	76	62 - 137
Toluene	59	0.0	43	73	59 - 139
Chlorobenzene	59	0.0	48	81	60 - 133

COMPOUND	SPIKE ADDED (ug/Kg)	MSD CONCENTRATION (ug/Kg)	MSD % REC #	% RPD #	QC LIMITS RPD	QC LIMITS REC.
1,1-Dichloroethene	59	42	71	4	22	59 - 172
Benzene	59	52	88	8	21	66 - 142
Trichloroethene	59	48	81	6	24	62 - 137
Toluene	59	44	75	3	21	59 - 139
Chlorobenzene	59	51	86	6	21	60 - 133

Column to be used to flag recovery and RPD values with an asterisk

* Values outside of QC limits

RPD: 0 out of 5 outside limits

Spike Recovery: 0 out of 10 outside limits

COMMENTS: _____

0000075

WATER VOLATILE MATRIX SPIKE BLANK RECOVERY

Lab Name: Upstate Labs Inc. Contract: ENVIRONMENTAL HYDROGEOLOGY

Lab Code: 10170 Case 1 SAS No.: _____ SDG No.: ENH01

Matrix Spike-EPA Sample No.: VBLK01 Level (low/med): Low

COMPOUND	SPIKE ADDED (ug/l)	SAMPLE CONCENTRATION (ug/l)	MS CONCENTRATION (ug/l)	MS % REC	QC LIMITS
1,1-Dichloroethene	50	0	49	98	61-145
Benzene	50	0	49	98	76-127
Trichloroethene	50	0	49	98	71-120
Toluene	50	0	48	96	76-125
Chlorobenzene	50	0	48	96	75-130

WATER VOLATILE MATRIX SPIKE BLANK RECOVERY

Lab Name: Upstate Labs Inc. Contract: ENVIRONMENTAL HYDROGEOLOGY

Lab Code: 10170 Case 1 SAS No.: _____ SDG No.: ENH01

Matrix Spike-EPA Sample No.: VBLK02 Level (low/med): Low

COMPOUND	SPIKE ADDED (ug/l)	SAMPLE CONCENTRATION (ug/l)	MS CONCENTRATION (ug/l)	MS % REC	QC LIMITS
1,1-Dichloroethene	50	0	51	102	61-145
Benzene	50	0	52	104	76-127
Trichloroethene	50	0	51	102	71-120
Toluene	50	0	51	102	76-125
Chlorobenzene	50	0	51	102	75-130

WATER VOLATILE MATRIX SPIKE BLANK RECOVERY

Lab Name: Upstate Labs Inc. Contract: ENVIRO HYDRO

Lab Code: 10170 Case 1 SAS No.: _____ SDG No.: ENH01

Matrix Spike-EPA Sample No.: VBLK03 Level (low/med): Low

COMPOUND	SPIKE ADDED (ug/l)	SAMPLE CONCENTRATION (ug/l)	MS CONCENTRATION (ug/l)	MS % REC	QC LIMITS
1,1-Dichloroethene	50	0	48	96	61-145
Benzene	50	0	42	84	76-127
Trichloroethene	50	0	45	90	71-120
Toluene	50	0	43	86	76-125
Chlorobenzene	50	0	46	92	75-130

WATER VOLATILE MATRIX SPIKE BLANK RECOVERY

Lab Name: Upstate Labs Inc. Contract: ENVIRO HYDRO

Lab Code: 10170 Case 1 SAS No.: _____ SDG No.: ENH01

Matrix Spike-EPA Sample No.: VBLK04 Level (low/med): Low

COMPOUND	SPIKE ADDED (ug/l)	SAMPLE CONCENTRATION (ug/l)	MS CONCENTRATION (ug/l)	MS % REC	QC LIMITS
1,1-Dichloroethene	50	0	41	82	61-145
Benzene	50	0	45	90	76-127
Trichloroethene	50	0	47	94	71-120
Toluene	50	0	41	82	76-125
Chlorobenzene	50	0	47	94	75-130

4A

EPA SAMPLE NO.

VOLATILE METHOD BLANK SUMMARY

VBLK01

Lab Name: UPSTATE LABS Contract: ENVIRONM

Lab Code: 10170 Case No.: 01 SAS No.: SDG No.: ENH01

Lab File ID: C8040.D Lab Sample ID: METHOD BLANK

Date Analyzed: 3/7/01 Time Analyzed: 11:48

GC Column: RTX-VO ID: 0.53 (mm) Heated Purge: (Y/N) N

Instrument ID: 12.0

THIS METHOD BLANK APPLIES TO THE FOLLOWING SAMPLES, MS AND MSD:

	EPA SAMPLE NO.	LAB SAMPLE ID	LAB FILE ID	TIME ANALYZED
01	VMBS01	BLANK SPIKE	C8041.D	12:22
02	MW-1	6101019	C8042.D	12:58
03	MW-2	6101020	C8043.D	13:33
04	MW-4MS	6101021MS	C8045.D	14:43
05	MW-4MSD	6101021MSD	C8046.D	15:18
06	MW-5	6101022	C8047.D	15:53

COMMENTS

1A

EPA SAMPLE NO.

VOLATILE ORGANICS ANALYSIS DATA SHEET

VBLK01

Lab Name: UPSTATE LABS Contract: ENVIRONM

Lab Code: 10170 Case No.: 01 SAS No.: SDG No.: ENH01

Matrix: (soil/water) WATER Lab Sample ID: METHOD BLANK

Sample wt/vol: 5.0 (g/ml) ML Lab File ID: C8040.D

Level: (low/med) LOW Date Received: 3/2/01

% Moisture: not dec. Date Analyzed: 3/7/01

GC Column: RTX-VO ID: 0.53 (mm) Dilution Factor: 1.0

Soil Extract Volume: (uL) Soil Aliquot Volume: (uL)

CONCENTRATION UNITS:

CAS NO.	COMPOUND	(ug/L or ug/Kg) UG/L	Q
74-87-3	Chloromethane	5	U
75-1-4	Vinyl Chloride	5	U
74-83-9	Bromomethane	5	U
75-00-3	Chloroethane	5	U
75-69-4	Trichlorofluoromethane	5	U
67-64-1	Acetone	10	U
75-35-4	1,1-Dichloroethene	5	U
74-88-4	Iodomethane	5	U
75-15-0	Carbon Disulfide	5	U
75-09-2	Methylene Chloride	4	J
107-13-1	Acrylonitrile	100	U
156-60-5	trans-1,2-Dichloroethene	5	U
75-34-33	1,1-Dichloroethane	5	U
108-5-4	Vinyl Acetate	50	U
78-93-3	2-Butanone	10	U
156-59-2	cis-1,2-Dichloroethene	5	U
67-66-3	Chloroform	5	U
74-97-5	Bromochloromethane	5	U
71-55-6	1,1,1-Trichloroethane	5	U
56-23-5	Carbon Tetrachloride	5	U
71-43-2	Benzene	5	U
107-06-2	1,2-Dichloroethane	5	U
97-01-6	Trichloroethene	5	U
78-87-5	1,2-Dichloropropane	5	U
75-27-4	Bromodichloromethane	5	U
74-95-3	Dibromomethane	5	U
108-10-1	4-Methyl-2-pentanone	10	U
10061-1-5	cis-1,3-Dichloropropene	5	U
108-88-3	Toluene	5	U
10061-2-6	trans-1,3-Dichloropropene	5	U
79-00-5	1,1,2-Trichloroethane	5	U
591-78-6	2-Hexanone	10	U
127-18-4	Tetrachloroethene	5	U
124-48-1	Dibromochloromethane	5	U
106-93-4	1,2-Dibromoethane	5	U
108-90-7	Chlorobenzene	5	U
630-20-6	1,1,1,2-Tetrachloroethane	5	U
100-41-4	Ethylbenzene	5	U
108-38-3	m,p-Xylene	5	U

1A

EPA SAMPLE NO.

VOLATILE ORGANICS ANALYSIS DATA SHEET

VBLK01

Lab Name: UPSTATE LABS Contract: ENVIRONM

Lab Code: 10170 Case No.: 01 SAS No.: SDG No.: ENH01

Matrix: (soil/water) WATER Lab Sample ID: METHOD BLANK

Sample wt/vol: 5.0 (g/ml) ML Lab File ID: C8040.D

Level: (low/med) LOW Date Received: 3/2/01

% Moisture: not dec. Date Analyzed: 3/7/01

GC Column: RTX-VO ID: 0.53 (mm) Dilution Factor: 1.0

Soil Extract Volume: (uL) Soil Aliquot Volume: (uL)

CONCENTRATION UNITS:

CAS NO.	COMPOUND	(ug/L or ug/Kg) UG/L	Q
95-47-6	o-Xylene	5	U
100-42-5	Styrene	5	U
75-25-2	Bromoform	5	U
79-34-5	1,1,2,2-Tetrachloroethane	5	U
96-18-4	1,2,3-Trichloropropane	5	U
110-57-6	1,4-Dichloro-2-butene	10	U
541-73-1	1,3-Dichlorobenzene	5	U
106-46-7	1,4-Dichlorobenzene	5	U
95-50-1	1,2-Dichlorobenzene	5	U
96-12-8	1,2-Dibromo-3-chloro-propane	10	U

1E

VOLATILE ORGANICS ANALYSIS DATA SHEET
TENTATIVELY IDENTIFIED COMPOUNDS

EPA SAMPLE NO.

VBLK01

Lab Name: UPSTATE LABS Contract: ENVIRONM

Lab Code: 10170 Case No.: 01 SAS No.: SDG No.: ENH01

Matrix: (soil/water) WATER Lab Sample ID: METHOD BLANK

Sample wt/vol: 5.0 (g/ml) ML Lab File ID: C8040.D

Level: (low/med) LOW Date Received: 3/2/01

% Moisture: not dec. Date Analyzed: 3/7/01

GC Column: RTX-VO ID: 0.53 (mm) Dilution Factor: 1.0

Soil Extract Volume: (uL) Soil Aliquot Volume: (uL)

CONCENTRATION UNITS:
(ug/L or ug/Kg) UG/L

Number TICs found: 0

CAS NO.	COMPOUND NAME	RT	EST. CONC.	Q

C000082-B

4A

EPA SAMPLE NO.

VOLATILE METHOD BLANK SUMMARY

VBLK02

Lab Name: UPSTATE LABS Contract: ENVIRONM

Lab Code: 10170 Case No.: 01 SAS No.: SDG No.: ENH01

Lab File ID: C8058.D Lab Sample ID: METHOD BLANK

Date Analyzed: 3/8/01 Time Analyzed: 11:24

GC Column: RTX-VO ID: 0.53 (mm) Heated Purge: (Y/N) N

Instrument ID: 12.0

THIS METHOD BLANK APPLIES TO THE FOLLOWING SAMPLES, MS AND MSD:

	EPA SAMPLE NO.	LAB SAMPLE ID	LAB FILE ID	TIME ANALYZED
01	VMBS02	BLANK SPIKE	C8059.D	12:00
02	MW-2DL	6101020DL	C8060.D	12:36
03	MW-5DL	6101022DL	C8062.D	13:47
04	MW-4	6101021	C8064.D	14:58

COMMENTS

1A

EPA SAMPLE NO.

VOLATILE ORGANICS ANALYSIS DATA SHEET

VBLK02

Lab Name: UPSTATE LABS Contract: ENVIRONM

Lab Code: 10170 Case No.: 01 SAS No.: SDG No.: ENH01

Matrix: (soil/water) WATER Lab Sample ID: METHOD BLANK

Sample wt/vol: 5.0 (g/ml) ML Lab File ID: C8058.D

Level: (low/med) LOW Date Received: 3/2/01

% Moisture: not dec. Date Analyzed: 3/8/01

GC Column: RTX-VO ID: 0.53 (mm) Dilution Factor: 1.0

Soil Extract Volume: (uL) Soil Aliquot Volume: (uL)

CONCENTRATION UNITS:

CAS NO.	COMPOUND	(ug/L or ug/Kg) UG/L	Q
74-87-3	Chloromethane	5	U
75-1-4	Vinyl Chloride	5	U
74-83-9	Bromomethane	5	U
75-00-3	Chloroethane	5	U
75-69-4	Trichlorofluoromethane	5	U
67-64-1	Acetone	10	U
75-35-4	1,1-Dichloroethene	5	U
74-88-4	Iodomethane	5	U
75-15-0	Carbon Disulfide	5	U
75-09-2	Methylene Chloride	4	J
107-13-1	Acrylonitrile	100	U
156-60-5	trans-1,2-Dichloroethene	5	U
75-34-33	1,1-Dichloroethane	5	U
108-5-4	Vinyl Acetate	50	U
78-93-3	2-Butanone	10	U
156-59-2	cis-1,2-Dichloroethene	5	U
67-66-3	Chloroform	5	U
74-97-5	Bromochloromethane	5	U
71-55-6	1,1,1-Trichloroethane	5	U
56-23-5	Carbon Tetrachloride	5	U
71-43-2	Benzene	5	U
107-06-2	1,2-Dichloroethane	5	U
97-01-6	Trichloroethene	5	U
78-87-5	1,2-Dichloropropane	5	U
75-27-4	Bromodichloromethane	5	U
74-95-3	Dibromomethane	5	U
108-10-1	4-Methyl-2-pentanone	10	U
10061-1-5	cis-1,3-Dichloropropene	5	U
108-88-3	Toluene	5	U
10061-2-6	trans-1,3-Dichloropropene	5	U
79-00-5	1,1,2-Trichloroethane	5	U
591-78-6	2-Hexanone	10	U
127-18-4	Tetrachloroethene	5	U
124-48-1	Dibromochloromethane	5	U
106-93-4	1,2-Dibromoethane	5	U
108-90-7	Chlorobenzene	5	U
630-20-6	1,1,1,2-Tetrachloroethane	5	U
100-41-4	Ethylbenzene	5	U
108-38-3	m,p-Xylene	5	U

1A

EPA SAMPLE NO.

VOLATILE ORGANICS ANALYSIS DATA SHEET

VBLK02

Lab Name: UPSTATE LABS Contract: ENVIRONM

Lab Code: 10170 Case No.: 01 SAS No.: SDG No.: ENH01

Matrix: (soil/water) WATER Lab Sample ID: METHOD BLANK

Sample wt/vol: 5.0 (g/ml) ML Lab File ID: C8058.D

Level: (low/med) LOW Date Received: 3/2/01

% Moisture: not dec. Date Analyzed: 3/8/01

GC Column: RTX-VO ID: 0.53 (mm) Dilution Factor: 1.0

Soil Extract Volume: (uL) Soil Aliquot Volume: (uL)

CAS NO.	COMPOUND	CONCENTRATION UNITS: (ug/L or ug/Kg) UG/L	Q
95-47-6	o-Xylene	5	U
100-42-5	Styrene	5	U
75-25-2	Bromoform	5	U
79-34-5	1,1,2,2-Tetrachloroethane	5	U
96-18-4	1,2,3-Trichloropropane	5	U
110-57-6	1,4-Dichloro-2-butene	10	U
541-73-1	1,3-Dichlorobenzene	5	U
106-46-7	1,4-Dichlorobenzene	5	U
95-50-1	1,2-Dichlorobenzene	5	U
96-12-8	1,2-Dibromo-3-chloro-propane	10	U

1E

VOLATILE ORGANICS ANALYSIS DATA SHEET
TENTATIVELY IDENTIFIED COMPOUNDS

EPA SAMPLE NO.

VBLK02

Lab Name: UPSTATE LABS Contract: ENVIRONM

Lab Code: 10170 Case No.: 01 SAS No.: SDG No.: ENH01

Matrix: (soil/water) WATER Lab Sample ID: METHOD BLANK

Sample wt/vol: 5.0 (g/ml) ML Lab File ID: C8058.D

Level: (low/med) LOW Date Received: 3/2/01

% Moisture: not dec. Date Analyzed: 3/8/01

GC Column: RTX-VO ID: 0.53 (mm) Dilution Factor: 1.0

Soil Extract Volume: (uL) Soil Aliquot Volume: (uL)

CONCENTRATION UNITS:
(ug/L or ug/Kg) UG/L

Number TICs found: 0

CAS NO.	COMPOUND NAME	RT	EST. CONC.	Q

4A

EPA SAMPLE NO.

VOLATILE METHOD BLANK SUMMARY

VBLK03

Lab Name: UPSTATE LABS Contract: ENVIRO HY

Lab Code: 10170 Case No.: 01 SAS No.: _____ SDG No.: ENH01

Lab File ID: D5187.D Lab Sample ID: METHOD BLANK

Date Analyzed: 3/9/01 Time Analyzed: 17:31

GC Column: RTX-VM ID: 0.53 (mm) Heated Purge: (Y/N) Y

Instrument ID: 13.0

THIS METHOD BLANK APPLIES TO THE FOLLOWING SAMPLES, MS AND MSD:

	EPA SAMPLE NO.	LAB SAMPLE ID	LAB FILE ID	TIME ANALYZED
01	VMBS03	BLANK SPIKE	D5188.D	18:09
02	MW-415	6101015	D5189.D	18:46
03	MW-419	6101016	D5190.D	19:24
04	MW-423	6101017	D5192.D	20:41

COMMENTS

1A

EPA SAMPLE NO.

VOLATILE ORGANICS ANALYSIS DATA SHEET

VBLK03

Lab Name: UPSTATE LABS Contract: ENVIRO HY

Lab Code: 10170 Case No.: 01 SAS No.: SDG No.: ENH01

Matrix: (soil/water) SOIL Lab Sample ID: METHOD BLANK

Sample wt/vol: 5.0 (g/ml) G Lab File ID: D5187.D

Level: (low/med) LOW Date Received: 3/2/01

% Moisture: not dec. 0 Date Analyzed: 3/9/01

GC Column: RTX-VM ID: 0.53 (mm) Dilution Factor: 1.0

Soil Extract Volume: (uL) Soil Aliquot Volume: (uL)

CAS NO.	COMPOUND	CONCENTRATION UNITS: (ug/L or ug/Kg) UG/KG	Q
74-87-3	Chloromethane	5	U
75-1-4	Vinyl Chloride	5	U
74-83-9	Bromomethane	5	U
75-00-3	Chloroethane	5	U
75-69-4	Trichlorofluoromethane	5	U
67-64-1	Acetone	7	J
75-35-4	1,1-Dichloroethene	5	U
74-88-4	Iodomethane	5	U
75-15-0	Carbon Disulfide	5	U
75-09-2	Methylene Chloride	10	
107-13-1	Acrylonitrile	100	U
156-60-5	trans-1,2-Dichloroethene	5	U
75-34-33	1,1-Dichloroethane	5	U
108-5-4	Vinyl Acetate	50	U
78-93-3	2-Butanone	10	U
156-59-2	cis-1,2-Dichloroethene	5	U
67-66-3	Chloroform	5	U
74-97-5	Bromochloromethane	5	U
71-55-6	1,1,1-Trichloroethane	5	U
56-23-5	Carbon Tetrachloride	5	U
71-43-2	Benzene	5	U
107-06-2	1,2-Dichloroethane	5	U
97-01-6	Trichloroethene	5	U
78-87-5	1,2-Dichloropropane	5	U
75-27-4	Bromodichloromethane	5	U
74-95-3	Dibromomethane	5	U
108-10-1	4-Methyl-2-pentanone	10	U
10061-1-5	cis-1,3-Dichloropropene	5	U
108-88-3	Toluene	5	U
10061-2-6	trans-1,3-Dichloropropene	5	U
79-00-5	1,1,2-Trichloroethane	5	U
591-78-6	2-Hexanone	10	U
127-18-4	Tetrachloroethene	5	U
124-48-1	Dibromochloromethane	5	U
106-93-4	1,2-Dibromoethane	5	U
108-90-7	Chlorobenzene	5	U
630-20-6	1,1,1,2-Tetrachloroethane	5	U
100-41-4	Ethylbenzene	5	U
108-38-3	m,p-Xylene	5	U

1A

EPA SAMPLE NO.

VOLATILE ORGANICS ANALYSIS DATA SHEET

VBLK03

Lab Name: UPSTATE LABS Contract: ENVIRO HY

Lab Code: 10170 Case No.: 01 SAS No.: _____ SDG No.: ENH01

Matrix: (soil/water) SOIL Lab Sample ID: METHOD BLANK

Sample wt/vol: 5.0 (g/ml) G Lab File ID: D5187.D

Level: (low/med) LOW Date Received: 3/2/01

% Moisture: not dec. 0 Date Analyzed: 3/9/01

GC Column: RTX-VM ID: 0.53 (mm) Dilution Factor: 1.0

Soil Extract Volume: _____ (uL) Soil Aliquot Volume: _____ (uL)

CONCENTRATION UNITS:

CAS NO.	COMPOUND	(ug/L or ug/Kg) UG/KG	Q
95-47-6	o-Xylene	5	U
100-42-5	Styrene	5	U
75-25-2	Bromoform	5	U
79-34-5	1,1,2,2-Tetrachloroethane	5	U
96-18-4	1,2,3-Trichloropropane	5	U
110-57-6	1,4-Dichloro-2-butene	10	U
541-73-1	1,3-Dichlorobenzene	5	U
106-46-7	1,4-Dichlorobenzene	5	U
95-50-1	1,2-Dichlorobenzene	5	U
96-12-8	1,2-Dibromo-3-chloro-propane	10	U

1E

VOLATILE ORGANICS ANALYSIS DATA SHEET
TENTATIVELY IDENTIFIED COMPOUNDS

EPA SAMPLE NO.

VBLK03

Lab Name: UPSTATE LABS Contract: ENVIRO HY

Lab Code: 10170 Case No.: 01 SAS No.: _____ SDG No.: ENH01

Matrix: (soil/water) SOIL Lab Sample ID: METHOD BLANK

Sample wt/vol: 5.0 (g/ml) G Lab File ID: D5187.D

Level: (low/med) LOW Date Received: 3/2/01

% Moisture: not dec. 0 Date Analyzed: 3/9/01

GC Column: RTX-VM ID: 0.53 (mm) Dilution Factor: 1.0

Soil Extract Volume: 1 (uL) Soil Aliquot Volume: 1 (uL)

CONCENTRATION UNITS:
(ug/L or ug/Kg) UG/KG

Number TICs found: 0

CAS NO.	COMPOUND NAME	RT	EST. CONC.	Q

0000000

4A

EPA SAMPLE NO.

VOLATILE METHOD BLANK SUMMARY

VBLK04

Lab Name: UPSTATE LABS Contract: ENVIRO HY

Lab Code: 10170 Case No.: 01 SAS No.: SDG No.: ENH01

Lab File ID: D5207.D Lab Sample ID: METHOD BLANK

Date Analyzed: 3/12/01 Time Analyzed: 20:04

GC Column: RTX-VM ID: 0.53 (mm) Heated Purge: (Y/N) Y

Instrument ID: 13.0

THIS METHOD BLANK APPLIES TO THE FOLLOWING SAMPLES, MS AND MSD:

	EPA SAMPLE NO.	LAB SAMPLE ID	LAB FILE ID	TIME ANALYZED
01	VMBS04	BLANK SPIKE	D5208.D	20:43
02	MW-427	6101018	D5209.D	21:21
03	MW-423MS	6101017MS	D5211.D	22:38
04	MW-423MSD	6101017MSD	D5212.D	23:16

COMMENTS

0000091

1A

EPA SAMPLE NO.

VOLATILE ORGANICS ANALYSIS DATA SHEET

VBLK04

Lab Name: UPSTATE LABS Contract: ENVIRO HY

Lab Code: 10170 Case No.: 01 SAS No.: _____ SDG No.: ENH01

Matrix: (soil/water) SOIL Lab Sample ID: METHOD BLANK

Sample wt/vol: 5.0 (g/ml) G Lab File ID: D5207.D

Level: (low/med) LOW Date Received: 3/2/01

% Moisture: not dec. 0 Date Analyzed: 3/12/01

GC Column: RTX-VM ID: 0.53 (mm) Dilution Factor: 1.0

Soil Extract Volume: _____ (uL) Soil Aliquot Volume: _____ (uL)

CAS NO.	COMPOUND	CONCENTRATION UNITS: (ug/L or ug/Kg) UG/KG	Q
74-87-3	Chloromethane	5	U
75-1-4	Vinyl Chloride	5	U
74-83-9	Bromomethane	5	U
75-00-3	Chloroethane	5	U
75-69-4	Trichlorofluoromethane	5	U
67-64-1	Acetone	10	U
75-35-4	1,1-Dichloroethene	5	U
74-88-4	Iodomethane	5	U
75-15-0	Carbon Disulfide	5	U
75-09-2	Methylene Chloride	3	J
107-13-1	Acrylonitrile	100	U
156-60-5	trans-1,2-Dichloroethene	5	U
75-34-33	1,1-Dichloroethane	5	U
108-5-4	Vinyl Acetate	50	U
78-93-3	2-Butanone	10	U
156-59-2	cis-1,2-Dichloroethene	5	U
67-66-3	Chloroform	5	U
74-97-5	Bromochloromethane	5	U
71-55-6	1,1,1-Trichloroethane	5	U
56-23-5	Carbon Tetrachloride	5	U
71-43-2	Benzene	5	U
107-06-2	1,2-Dichloroethane	5	U
97-01-6	Trichloroethene	5	U
78-87-5	1,2-Dichloropropane	5	U
75-27-4	Bromodichloromethane	5	U
74-95-3	Dibromomethane	5	U
108-10-1	4-Methyl-2-pentanone	10	U
10061-1-5	cis-1,3-Dichloropropene	5	U
108-88-3	Toluene	5	U
10061-2-6	trans-1,3-Dichloropropene	5	U
79-00-5	1,1,2-Trichloroethane	5	U
591-78-6	2-Hexanone	10	U
127-18-4	Tetrachloroethene	5	U
124-48-1	Dibromochloromethane	5	U
106-93-4	1,2-Dibromoethane	5	U
108-90-7	Chlorobenzene	5	U
630-20-6	1,1,1,2-Tetrachloroethane	5	U
100-41-4	Ethylbenzene	5	U
108-38-3	m,p-Xylene	5	U

1A

EPA SAMPLE NO.

VOLATILE ORGANICS ANALYSIS DATA SHEET

VBLK04

Lab Name: UPSTATE LABS Contract: ENVIRO HY

Lab Code: 10170 Case No.: 01 SAS No.: SDG No.: ENH01

Matrix: (soil/water) SOIL Lab Sample ID: METHOD BLANK

Sample wt/vol: 5.0 (g/ml) G Lab File ID: D5207.D

Level: (low/med) LOW Date Received: 3/2/01

% Moisture: not dec. 0 Date Analyzed: 3/12/01

GC Column: RTX-VM ID: 0.53 (mm) Dilution Factor: 1.0

Soil Extract Volume: (uL) Soil Aliquot Volume: (uL)

CAS NO.	COMPOUND	CONCENTRATION UNITS: (ug/L or ug/Kg) UG/KG	Q
95-47-6	o-Xylene	5	U
100-42-5	Styrene	5	U
75-25-2	Bromoform	5	U
79-34-5	1,1,2,2-Tetrachloroethane	5	U
96-18-4	1,2,3-Trichloropropane	5	U
110-57-6	1,4-Dichloro-2-butene	10	U
541-73-1	1,3-Dichlorobenzene	5	U
106-46-7	1,4-Dichlorobenzene	5	U
95-50-1	1,2-Dichlorobenzene	5	U
96-12-8	1,2-Dibromo-3-chloro-propane	10	U

1E

VOLATILE ORGANICS ANALYSIS DATA SHEET
TENTATIVELY IDENTIFIED COMPOUNDS

EPA SAMPLE NO.

VBLK04

Lab Name: UPSTATE LABS Contract: ENVIRO HY

Lab Code: 10170 Case No.: 01 SAS No.: SDG No.: ENH01

Matrix: (soil/water) SOIL Lab Sample ID: METHOD BLANK

Sample wt/vol: 5.0 (g/ml) G Lab File ID: D5207.D

Level: (low/med) LOW Date Received: 3/2/01

% Moisture: not dec. 0 Date Analyzed: 3/12/01

GC Column: RTX-VM ID: 0.53 (mm) Dilution Factor: 1.0

Soil Extract Volume: 1 (uL) Soil Aliquot Volume: 1 (uL)

CONCENTRATION UNITS:
(ug/L or ug/Kg) UG/KG

Number TICs found: 0

CAS NO.	COMPOUND NAME	RT	EST. CONC.	Q

5A

VOLATILE ORGANIC INSTRUMENT PERFORMANCE CHECK
BROMOFLUOROBENZENE (BFB)

Lab Name: UPSTATE LABS Contract: ENVIRONM

Lab Code: 10170 Case No.: 01 SAS No.: SDG No.: ENH01

Lab File ID: C8025.D BFB Injection Date: 3/6/01

Instrument ID: 12.0 BFB Injection Time: 10:28

GC Column: RTX-VOLA ID: 0.53 (mm) Heated Purge: (Y/N) N

m/e	ION ABUNDANCE CRITERIA	% RELATIVE ABUNDANCE
50	8.0 - 40.0% of mass 95	17.3
75	30.0 - 66.0% of mass 95	44.6
95	Base peak, 100% relative abundance	100.0
96	5.0 - 9.0% of mass 95	6.4
173	Less than 2.0% of mass 174	0.0 (0.0)1
174	50.0 - 120.0% of mass 95	57.9
175	4.0 - 9.0% of mass 174	3.3 (5.8)1
176	93.0 - 101.0% of mass 174	57.2 (98.7)1
177	5.0 - 9.0% of mass 176	3.9 (6.9)2

1-Value is % mass 174 2-Value is % mass 176

THIS CHECK APPLIES TO THE FOLLOWING SAMPLES, MS, MSD, BLANKS, AND STANDARDS:

	EPA SAMPLE NO.	LAB SAMPLE ID	LAB FILE ID	DATE ANALYZED	TIME ANALYZED
01	VSTD050	VSTD050	C8026.D	3/6/01	11:16
02	VSTD200	VSTD200	C8027.D	3/6/01	12:07
03	VSTD100	VSTD100	C8028.D	3/6/01	12:44
04	VSTD020	VSTD020	C8029.D	3/6/01	13:19
05	VSTD010	VSTD010	C8030.D	3/6/01	13:54

5A

VOLATILE ORGANIC INSTRUMENT PERFORMANCE CHECK
BROMOFLUOROBENZENE (BFB)

Lab Name: UPSTATE LABS Contract: ENVIRONM

Lab Code: 10170 Case No.: 01 SAS No.: SDG No.: ENH01

Lab File ID: C8038.D BFB Injection Date: 3/7/01

Instrument ID: 12.0 BFB Injection Time: 9:11

GC Column: RTX-VOLA ID: 0.53 (mm) Heated Purge: (Y/N) N

m/e	ION ABUNDANCE CRITERIA	% RELATIVE ABUNDANCE
50	8.0 - 40.0% of mass 95	17.2
75	30.0 - 66.0% of mass 95	41.8
95	Base peak, 100% relative abundance	100.0
96	5.0 - 9.0% of mass 95	7.3
173	Less than 2.0% of mass 174	0.0 (0.0)1
174	50.0 - 120.0% of mass 95	58.5
175	4.0 - 9.0% of mass 174	3.0 (5.1)1
176	93.0 - 101.0% of mass 174	57.3 (97.8)1
177	5.0 - 9.0% of mass 176	3.9 (6.8)2

1-Value is % mass 174 2-Value is % mass 176

THIS CHECK APPLIES TO THE FOLLOWING SAMPLES, MS, MSD, BLANKS, AND STANDARDS:

	EPA SAMPLE NO.	LAB SAMPLE ID	LAB FILE ID	DATE ANALYZED	TIME ANALYZED
01	VSTD050CC01	CONT CAL	C8039.D	3/7/01	10:56
02	VBLK01	METHOD BLANK	C8040.D	3/7/01	11:48
03	VMBS01	BLANK SPIKE	C8041.D	3/7/01	12:22
04	MW-1	6101019	C8042.D	3/7/01	12:58
05	MW-2	6101020	C8043.D	3/7/01	13:33
06	MW-4MS	6101021MS	C8045.D	3/7/01	14:43
07	MW-4MSD	6101021MSD	C8046.D	3/7/01	15:18
08	MW-5	6101022	C8047.D	3/7/01	15:53

5A

VOLATILE ORGANIC INSTRUMENT PERFORMANCE CHECK
BROMOFLUOROBENZENE (BFB)

Lab Name: UPSTATE LABS Contract: ENVIRONM

Lab Code: 10170 Case No.: 01 SAS No.: SDG No.: ENH01

Lab File ID: C8056.D BFB Injection Date: 3/8/01

Instrument ID: 12.0 BFB Injection Time: 9:22

GC Column: RTX-VOLA ID: 0.53 (mm) Heated Purge: (Y/N) N

m/e	ION ABUNDANCE CRITERIA	% RELATIVE ABUNDANCE
50	8.0 - 40.0% of mass 95	17.9
75	30.0 - 66.0% of mass 95	43.1
95	Base peak, 100% relative abundance	100.0
96	5.0 - 9.0% of mass 95	6.6
173	Less than 2.0% of mass 174	0.0 (0.0)1
174	50.0 - 120.0% of mass 95	59.0
175	4.0 - 9.0% of mass 174	3.0 (5.1)1
176	93.0 - 101.0% of mass 174	59.1 (100.1)1
177	5.0 - 9.0% of mass 176	4.0 (6.7)2

1-Value is % mass 174 2-Value is % mass 176

THIS CHECK APPLIES TO THE FOLLOWING SAMPLES, MS, MSD, BLANKS, AND STANDARDS:

	EPA SAMPLE NO.	LAB SAMPLE ID	LAB FILE ID	DATE ANALYZED	TIME ANALYZED
01	VSTD050CC02	CONT CAL	C8057.D	3/8/01	10:23
02	VBLK02	METHOD BLANK	C8058.D	3/8/01	11:24
03	VMBS02	BLANK SPIKE	C8059.D	3/8/01	12:00
04	MW-2DL	6101020DL	C8060.D	3/8/01	12:36
05	MW-5DL	6101022DL	C8062.D	3/8/01	13:47
06	MW-4	6101021	C8064.D	3/8/01	14:58

5A

VOLATILE ORGANIC INSTRUMENT PERFORMANCE CHECK
BROMOFLUOROBENZENE (BFB)

Lab Name: UPSTATE LABS Contract: ENVIRO HY

Lab Code: 10170 Case No.: 01 SAS No.: SDG No.: ENH01

Lab File ID: D5181.D BFB Injection Date: 3/9/01

Instrument ID: 13.0 BFB Injection Time: 11:53

GC Column: RTX-VMS ID: 0.53 (mm) Heated Purge: (Y/N) Y

m/e	ION ABUNDANCE CRITERIA	% RELATIVE ABUNDANCE
50	8.0 - 40.0% of mass 95	23.9
75	30.0 - 66.0% of mass 95	57.2
95	Base peak, 100% relative abundance	100.0
96	5.0 - 9.0% of mass 95	8.1
173	Less than 2.0% of mass 174	0.0 (0.0)1
174	50.0 - 120.0% of mass 95	72.3
175	4.0 - 9.0% of mass 174	5.7 (7.9)1
176	93.0 - 101.0% of mass 174	70.5 (97.5)1
177	5.0 - 9.0% of mass 176	4.8 (6.9)2

1-Value is % mass 174 2-Value is % mass 176

THIS CHECK APPLIES TO THE FOLLOWING SAMPLES, MS, MSD, BLANKS, AND STANDARDS:

	EPA SAMPLE NO.	LAB SAMPLE ID	LAB FILE ID	DATE ANALYZED	TIME ANALYZED
01	VSTD050	VSTD050	D5182.D	3/9/01	14:20
02	VSTD200	VSTD200	D5183.D	3/9/01	14:58
03	VSTD100	VSTD100	D5184.D	3/9/01	15:36
04	VSTD020	VSTD020	D5185.D	3/9/01	16:15
05	VSTD010	VSTD010	D5186.D	3/9/01	16:53
06	VBLK03	METHOD BLANK	D5187.D	3/9/01	17:31
07	VMBS03	BLANK SPIKE	D5188.D	3/9/01	18:09
08	MW-415	6101015	D5189.D	3/9/01	18:46
09	MW-419	6101016	D5190.D	3/9/01	19:24
10	MW-423	6101017	D5192.D	3/9/01	20:41

5A

VOLATILE ORGANIC INSTRUMENT PERFORMANCE CHECK
BROMOFLUOROBENZENE (BFB)

Lab Name: UPSTATE LABS Contract: ENVIRO HY

Lab Code: 10170 Case No.: 01 SAS No.: SDG No.: ENH01

Lab File ID: D5201.D BFB Injection Date: 3/12/01

Instrument ID: 13.0 BFB Injection Time: 14:49

GC Column: RTX-VMS ID: 0.53 (mm) Heated Purge: (Y/N) Y

m/e	ION ABUNDANCE CRITERIA	% RELATIVE ABUNDANCE
50	8.0 - 40.0% of mass 95	23.7
75	30.0 - 66.0% of mass 95	51.4
95	Base peak, 100% relative abundance	100.0
96	5.0 - 9.0% of mass 95	7.3
173	Less than 2.0% of mass 174	0.0 (0.0)1
174	50.0 - 120.0% of mass 95	75.7
175	4.0 - 9.0% of mass 174	6.0 (7.9)1
176	93.0 - 101.0% of mass 174	76.2 (100.6)1
177	5.0 - 9.0% of mass 176	5.6 (7.3)2

1-Value is % mass 174 2-Value is % mass 176

THIS CHECK APPLIES TO THE FOLLOWING SAMPLES, MS, MSD, BLANKS, AND STANDARDS:

	EPA SAMPLE NO.	LAB SAMPLE ID	LAB FILE ID	DATE ANALYZED	TIME ANALYZED
01	VSTD050CC03	CONT CAL	D5213.D	3/12/01	19:25
02	VBLK04	METHOD BLANK	D5207.D	3/12/01	20:04
03	VMBS04	BLANK SPIKE	D5208.D	3/12/01	20:43
04	MW-427	6101018	D5209.D	3/12/01	21:21
05	MW-423MS	6101017MS	D5211.D	3/12/01	22:38
06	MW-423MSD	6101017MSD	D5212.D	3/12/01	23:16

8A

VOLATILE INTERNAL STANDARD AREA AND RT SUMMARY

Lab Name: UPSTATE LABS Contract: ENVIRONMENTA

Lab Code: 10170 Case No.: 01 SAS No.: SDG No.: ENH01

Lab File ID (Standard): C8039.D Date Analyzed: 3/7/01

Instrument ID: 12.0 Time Analyzed: 10:56

GC Column: RTX-VOLA ID: 0.53 (mm) Heated Purge (Y/N): N

		IS1(PFB) AREA	#	RT	#	IS2 AREA	#	RT	#	IS3 AREA	#	RT	#
	12 HOUR STD	269354		8.48		288378		11.78		213814		18.95	
	UPPER LIMIT	538708		8.98		576756		12.28		427628		19.45	
	LOWER LIMIT	134677		7.98		144189		11.28		106907		18.45	
	EPA SAMPLE NO.												
01	VBLK01	276977		8.49		297027		11.77		223612		18.95	
02	VMBS01	260081		8.53		284304		11.80		210938		18.97	
03	MW-1	271817		8.52		286438		11.79		214644		18.96	
04	MW-2	274927		8.53		289103		11.79		216109		18.95	
05	MW-4MS	252884		8.50		276413		11.79		208077		18.95	
06	MW-4MSD	255430		8.50		278697		11.78		209889		18.95	
07	MW-5	263966		8.51		288738		11.77		216125		18.96	

IS1 (PFB) = Pentafluorobenzene
IS2 = 1,4-Difluorobenzene
IS3 = Chlorobenzene-d5
IS4 (DCB) = 1,4-Dichlorobenzene-d4

AREA UPPER LIMIT = +100% of internal standard area
AREA LOWER LIMIT = - 50% of internal standard area
RT UPPER LIMIT = +0.50 minutes of internal standard RT
RT LOWER LIMIT = -0.50 minutes of internal standard RT

Column to be used to flag values outside QC limit with an asterisk.
* Values outside of contract required QC limits

8A

VOLATILE INTERNAL STANDARD AREA AND RT SUMMARY

Lab Name: UPSTATE LABS Contract: ENVIRONMENTA

Lab Code: 10170 Case No.: 01 SAS No.: _____ SDG No.: ENH01

Lab File ID (Standard): C8039.D Date Analyzed: 03/07/01

Instrument ID: 12.0 Time Analyzed: 10:56

GC Column: RTX-VOLA ID: 0.53 (mm) Heated Purge (Y/N): Y/N

		IS4(DCB) AREA #	RT #	AREA #	RT #	AREA #	RT #
	12 HOUR STD	137994	23.58				
	UPPER LIMIT	275988	23.08				
	LOWER LIMIT	68997	24.08				
	EPA SAMPLE NO.						
01	VBLK01	139803	23.57				
02	VMBS01	134642	23.57				
03	MW-1	136466	23.57				
04	MW-2	136057	23.57				
05	MW-4MS	132428	23.57				
06	MW-4MSD	132621	23.56				
07	MW-5	137570	23.57				

IS1 (PFB) = Pentafluorobenzene
IS2 = 1,4-Difluorobenzene
IS3 = Chlorobenzene-d5
IS4 (DCB) = 1,4-Dichlorobenzene-d4

AREA UPPER LIMIT = +100% of internal standard area
AREA LOWER LIMIT = - 50% of internal standard area
RT UPPER LIMIT = +0.50 minutes of internal standard RT
RT LOWER LIMIT = -0.50 minutes of internal standard RT

Column to be used to flag values outside QC limit with an asterisk.
* Values outside of contract required QC limits

0000101

8A

VOLATILE INTERNAL STANDARD AREA AND RT SUMMARY

Lab Name: UPSTATE LABS Contract: ENVIRONMENTA

Lab Code: 10170 Case No.: 01 SAS No.: SDG No.: ENH01

Lab File ID (Standard): C8057.D Date Analyzed: 3/8/01

Instrument ID: 12.0 Time Analyzed: 10:23

GC Column: RTX-VOLA ID: 0.53 (mm) Heated Purge (Y/N): N

		IS1(PFB) AREA #	RT #	IS2 AREA #	RT #	IS3 AREA #	RT #
	12 HOUR STD	281174	8.48	301747	11.78	223009	18.96
	UPPER LIMIT	562348	8.98	603494	12.28	446018	19.46
	LOWER LIMIT	140587	7.98	150874	11.28	111505	18.46
	EPA SAMPLE NO.						
01	VBLK02	276330	8.50	298627	11.78	223434	18.96
02	VMBS02	269100	8.53	286888	11.80	210914	18.96
03	MW-2DL	256456	8.52	277686	11.79	210487	18.96
04	MW-5DL	259284	8.51	279448	11.79	210335	18.96
05	MW-4	264275	8.53	276999	11.79	209474	18.96

IS1 (PFB) = Pentafluorobenzene
IS2 = 1,4-Difluorobenzene
IS3 = Chlorobenzene-d5
IS4 (DCB) = 1,4-Dichlorobenzene-d4

AREA UPPER LIMIT = +100% of internal standard area
AREA LOWER LIMIT = - 50% of internal standard area
RT UPPER LIMIT = +0.50 minutes of internal standard RT
RT LOWER LIMIT = -0.50 minutes of internal standard RT

Column to be used to flag values outside QC limit with an asterisk.
* Values outside of contract required QC limits

8A

VOLATILE INTERNAL STANDARD AREA AND RT SUMMARY

Lab Name: UPSTATE LABS Contract: ENVIRONMENTA

Lab Code: 10170 Case No.: 01 SAS No.: SDG No.: ENH01

Lab File ID (Standard): C8057.D Date Analyzed: 03/08/01

Instrument ID: 12.0 Time Analyzed: 10:23

GC Column: RTX-VOLA ID: 0.53 (mm) Heated Purge (Y/N): Y/N

		IS4(DCB) AREA #	RT #	AREA #	RT #	AREA #	RT #
	12 HOUR STD	143212	23.57				
	UPPER LIMIT	286424	23.07				
	LOWER LIMIT	71606	24.07				
	EPA SAMPLE NO.						
01	VBLK02	139552	23.57				
02	VMBS02	137082	23.56				
03	MW-2DL	132545	23.58				
04	MW-5DL	129936	23.57				
05	MW-4	130886	23.57				

IS1 (PFB) = Pentafluorobenzene
IS2 = 1,4-Difluorobenzene
IS3 = Chlorobenzene-d5
IS4 (DCB) = 1,4-Dichlorobenzene-d4

AREA UPPER LIMIT = +100% of internal standard area
AREA LOWER LIMIT = - 50% of internal standard area
RT UPPER LIMIT = +0.50 minutes of internal standard RT
RT LOWER LIMIT = -0.50 minutes of internal standard RT

Column to be used to flag values outside QC limit with an asterisk.
* Values outside of contract required QC limits

8A

VOLATILE INTERNAL STANDARD AREA AND RT SUMMARY

Lab Name: UPSTATE LABS Contract: ENVIRO HYDRO

Lab Code: 10170 Case No.: 01 SAS No.: _____ SDG No.: ENH01

Lab File ID (Standard): D5182.D Date Analyzed: 3/9/01

Instrument ID: 13.0 Time Analyzed: 14:20

GC Column: RTX-VMS ID: 0.53 (mm) Heated Purge (Y/N): Y

		IS1(PFB) AREA #	RT #	IS2 AREA #	RT #	IS3 AREA #	RT #
	12 HOUR STD	376552	10.37	334275	11.28	247457	15.87
	UPPER LIMIT	753104	10.87	668550	11.78	494914	16.37
	LOWER LIMIT	188276	9.87	167138	10.78	123729	15.37
	EPA SAMPLE NO.						
01	VSTD200	350134	10.37	328546	11.28	253037	15.87
02	VSTD100	188317	10.37	205332	11.29	211259	15.87
03	VSTD020	420417	10.37	397171	11.29	285258	15.86
04	VSTD010	219756	10.37	218169	11.29	192698	15.86
05	VBLK03	379661	10.36	355756	11.28	261916	15.86
06	VMBS03	373004	10.37	363513	11.28	258554	15.86

IS1 (PFB) = Pentafluorobenzene
IS2 = 1,4-Difluorobenzene
IS3 = Chlorobenzene-d5
IS4 (DCB) = 1,4-Dichlorobenzene-d4

AREA UPPER LIMIT = +100% of internal standard area
AREA LOWER LIMIT = - 50% of internal standard area
RT UPPER LIMIT = +0.50 minutes of internal standard RT
RT LOWER LIMIT = -0.50 minutes of internal standard RT

Column to be used to flag values outside QC limit with an asterisk.
* Values outside of contract required QC limits

8A

VOLATILE INTERNAL STANDARD AREA AND RT SUMMARY

Lab Name: UPSTATE LABS Contract: ENVIRO HYDRO

Lab Code: 10170 Case No.: 01 SAS No.: _____ SDG No.: ENH01

Lab File ID (Standard): D5182.D Date Analyzed: 03/09/01

Instrument ID: 13.0 Time Analyzed: 14:20

GC Column: RTX-VMS ID: 0.53 (mm) Heated Purge (Y/N): Y N

		IS4(DCB) AREA #	RT #	AREA #	RT #	AREA #	RT #
	12 HOUR STD	176290	19.68				
	UPPER LIMIT	352580	19.18				
	LOWER LIMIT	88145	20.18				
	EPA SAMPLE NO.						
01	VSTD200	189047	19.69				
02	VSTD100	195090	19.68				
03	VSTD020	203110	19.68				
04	VSTD010	171994	19.68				
05	VBLK03	187719	19.67				
06	VMBS03	192015	19.68				

IS1 (PFB) = Pentafluorobenzene
IS2 = 1,4-Difluorobenzene
IS3 = Chlorobenzene-d5
IS4 (DCB) = 1,4-Dichlorobenzene-d4

AREA UPPER LIMIT = +100% of internal standard area
AREA LOWER LIMIT = - 50% of internal standard area
RT UPPER LIMIT = +0.50 minutes of internal standard RT
RT LOWER LIMIT = -0.50 minutes of internal standard RT

Column to be used to flag values outside QC limit with an asterisk.
* Values outside of contract required QC limits

8A

VOLATILE INTERNAL STANDARD AREA AND RT SUMMARY

Lab Name: UPSTATE LABS Contract: ENVIRO HYDRO

Lab Code: 10170 Case No.: 01 SAS No.: _____ SDG No.: ENH01

Lab File ID (Standard): D5213.D Date Analyzed: 3/12/01

Instrument ID: 13.0 Time Analyzed: 19:25

GC Column: RTX-VMS ID: 0.53 (mm) Heated Purge (Y/N): Y

		IS1(PFB) AREA #	IS1(PFB) RT #	IS2 AREA #	IS2 RT #	IS3 AREA #	IS3 RT #
	12 HOUR STD	216436	10.35	205925	11.26	202403	15.85
	UPPER LIMIT	432872	10.85	411850	11.76	404806	16.35
	LOWER LIMIT	108218	9.85	102963	10.76	101202	15.35
	EPA SAMPLE NO.						
01	VBLK04	425756	10.36	374776	11.27	265747	15.85
02	VMBS04	417144	10.35	364791	11.28	269938	15.85
03	MW-427	354845	10.37	324124	11.29	223493	15.86
04	MW-423MS	352875	10.37	323967	11.29	220508	15.88
05	MW-423MSD	340491	10.37	316460	11.30	216224	15.86

IS1 (PFB) = Pentafluorobenzene
IS2 = 1,4-Difluorobenzene
IS3 = Chlorobenzene-d5
IS4 (DCB) = 1,4-Dichlorobenzene-d4

AREA UPPER LIMIT = +100% of internal standard area
AREA LOWER LIMIT = - 50% of internal standard area
RT UPPER LIMIT = +0.50 minutes of internal standard RT
RT LOWER LIMIT = -0.50 minutes of internal standard RT

Column to be used to flag values outside QC limit with an asterisk.
* Values outside of contract required QC limits

8A

VOLATILE INTERNAL STANDARD AREA AND RT SUMMARY

Lab Name: UPSTATE LABS Contract: ENVIRO HYDRO

Lab Code: 10170 Case No.: 01 SAS No.: SDG No.: ENH01

Lab File ID (Standard): D5213.D Date Analyzed: 03/12/01

Instrument ID: 13.0 Time Analyzed: 19:25

GC Column: RTX-VMS ID: 0.53 (mm) Heated Purge (Y/N): N Y

		IS4(DCB) AREA #	RT #	AREA #	RT #	AREA #	RT #
	12 HOUR STD	190419	19.65				
	UPPER LIMIT	380838	19.15				
	LOWER LIMIT	95210	20.15				
	EPA SAMPLE NO.						
01	VBLK04	203550	19.67				
02	VMBS04	207136	19.67				
03	MW-427	134863	19.69				
04	MW-423MS	123328	19.68				
05	MW-423MSD	126963	19.68				

IS1 (PFB) = Pentafluorobenzene
IS2 = 1,4-Difluorobenzene
IS3 = Chlorobenzene-d5
IS4 (DCB) = 1,4-Dichlorobenzene-d4

AREA UPPER LIMIT = +100% of internal standard area
AREA LOWER LIMIT = - 50% of internal standard area
RT UPPER LIMIT = +0.50 minutes of internal standard RT
RT LOWER LIMIT = -0.50 minutes of internal standard RT

Column to be used to flag values outside QC limit with an asterisk.
* Values outside of contract required QC limits

UPSTATE LABORATORIES
GC/MS VOLATILE IDL STUDY
INSTRUMENT 12.0 HP5972
DATE ANALYZED 10/2/00

COMPOUND NAME	CONC.1	CONC.2	CONC.3	CONC.4	CONC.5	CONC.6	CONC.7	STD DEV	IDL
Dichlorodifluoromethane	9.58	9.58	8.69	8.89	8.92	9.32	9.67	0.3979	1.25
Chloromethane	10.30	10.75	10.51	12.59	12.09	11.23	11.31	0.8372	2.63
Vinyl Chloride	9.19	8.75	8.62	8.55	8.92	9.06	9.55	0.3511	1.10
Bromomethane	6.77	6.58	8.99	6.60	6.49	9.27	8.38	1.2442	3.91
Chloroethane	6.06	8.77	9.08	8.86	8.87	9.67	8.67	1.1543	3.62
Trichlorofluoromethane	8.41	8.05	7.95	7.90	7.96	8.37	8.68	0.2986	0.94
Acrolein	37.91	34.74	34.84	30.90	31.00	26.44	38.42	4.2785	13.43
Acetone	11.78	10.47	9.86	15.20	13.22	13.42	11.55	1.8527	5.82
1,1-Dichloroethene	9.58	9.27	8.72	9.03	9.20	9.43	9.61	0.3167	0.99
Acetonitrile	97.53	101.36	103.31	96.13	103.55	97.18	127.76	10.9719	34.45
Iodomethane	10.16	9.72	9.41	9.61	9.72	9.85	10.25	0.2982	0.94
Allyl Chloride	9.75	10.14	10.33	9.61	10.35	9.72	12.78	1.0990	3.45
Carbon Disulfide	10.97	9.96	9.44	9.42	9.79	10.13	10.52	0.5651	1.77
Methylene Chloride	15.54	15.55	13.24	13.50	13.12	13.14	13.07	1.1460	3.60
MTBE	10.54	10.27	9.84	9.98	9.88	10.25	10.94	0.3954	1.24
Acrylonitrile	38.52	35.23	35.39	34.94	36.71	35.10	38.11	1.5074	4.73
trans-1,2-Dichloroethene	9.25	9.32	8.89	8.77	8.98	9.20	9.57	0.2763	0.87
1,1-Dichloroethane	9.68	9.48	8.78	8.98	9.10	9.48	9.82	0.3842	1.21
Vinyl Acetate	9.19	8.25	8.36	8.36	8.06	6.75	10.13	1.0383	3.26
Chloroprene	10.01	9.43	9.22	9.37	9.46	9.86	10.05	0.3362	1.06
2-Butanone	13.10	12.20	11.59	11.36	11.80	14.16	10.61	1.1811	3.71
Propionitrile	94.40	94.59	91.07	85.94	92.95	88.70	98.26	4.0930	12.85
2,2-Dichloropropane	11.07	10.33	9.99	10.25	9.14	8.72	10.35	0.7973	2.50
cis-1,2-Dichloroethene	10.36	10.17	9.54	9.63	9.83	10.15	10.59	0.3865	1.21
Methacrylonitrile	11.78	10.26	10.55	10.95	7.95	10.14	10.65	1.1792	3.70
Chloroform	9.47	9.46	8.68	9.00	9.01	9.25	9.67	0.3434	1.08
Bromochloromethane	10.55	10.42	9.63	9.81	9.93	10.32	10.62	0.3893	1.22
Isobutyl Alcohol	913.93	913.67	832.25	835.27	861.77	834.33	939.34	45.4262	142.64
1,1,1-Trichloroethane	8.83	8.72	8.31	8.43	8.45	8.72	9.16	0.2903	0.91
1,1-Dichloropropene	9.43	9.39	9.07	9.07	9.32	9.60	9.82	0.2709	0.85
Carbon Tetrachloride	7.96	7.71	7.32	7.63	7.64	7.50	8.09	0.2622	0.82

Benzene	9.09	9.08	8.41	8.56	8.64	8.91	9.34	0.3354	1.05
1,2-Dichloroethane	8.93	8.82	8.39	8.61	8.61	8.87	9.30	0.2921	0.92
Trichloroethene	9.00	8.98	8.37	8.62	8.72	8.97	9.20	0.2815	0.88
1,2-Dichloropropane	9.32	9.30	8.53	8.91	8.75	9.16	9.44	0.3364	1.06
Methyl Methacrylate	10.17	9.86	9.90	9.55	9.40	9.93	10.69	0.4216	1.32
Bromodichloromethane	8.59	8.53	8.09	8.23	8.29	8.38	8.95	0.2838	0.89
Dibromomethane	9.76	9.63	9.07	9.30	9.50	9.44	9.99	0.3022	0.95
4-Methyl-2-pentanone	9.42	9.16	9.19	9.49	9.43	9.24	10.32	0.3988	1.25
cis-1,3 Dichloropropene	8.80	8.62	8.31	8.35	8.49	8.58	9.14	0.2858	0.90
Toluene	8.90	8.95	8.32	8.38	8.56	8.76	9.15	0.3090	0.97
trans-1,3-Dichloropropene	8.56	8.39	8.15	8.18	8.14	8.30	8.86	0.2642	0.83
Ethyl Methacrylate	9.58	9.50	8.87	8.75	9.00	8.99	9.91	0.4336	1.36
1,1,2-Trichloroethane	9.17	8.89	8.30	8.71	8.62	8.80	9.55	0.4021	1.26
2-Hexanone	9.51	8.94	9.20	11.44	11.33	11.69	10.71	1.1598	3.64
1,3-Dichloropropane	9.99	10.02	9.38	9.46	9.71	9.77	10.24	0.3106	0.98
Tetrachloroethene	7.93	9.27	7.49	10.13	7.74	7.83	9.97	1.1311	3.55
Dibromochloromethane	8.73	8.64	8.22	8.34	8.41	8.54	8.92	0.2414	0.76
1,2-Dibromoethane	9.80	9.87	9.35	9.45	9.38	9.55	10.12	0.2900	0.91
Chlorobenzene	9.18	9.13	8.52	8.69	8.75	9.15	9.36	0.3118	0.98
1,1,1,2-Tetrachloroethane	9.63	9.52	8.99	9.03	9.25	9.41	9.63	0.2681	0.84
Ethylbenzene	9.07	9.10	8.44	8.50	8.66	8.90	9.25	0.3162	0.99
m,p-Xylene	19.30	19.54	17.88	18.50	18.49	19.20	19.68	0.6614	2.08
o-Xylene	9.11	9.19	8.59	8.73	8.85	8.94	9.33	0.2629	0.83
Styrene	10.02	9.95	9.37	9.34	9.63	9.95	10.13	0.3218	1.01
Bromoform	8.34	8.15	7.90	7.92	8.12	8.05	8.55	0.2318	0.73
1,1,2,2-Tetrachloroethane	8.97	8.75	8.72	8.49	8.61	8.60	9.35	0.2918	0.92
1,2,3-Trichloropropane	9.53	10.08	9.71	9.88	9.52	9.34	9.58	0.2492	0.78
1,4-Dichloro-2-butene	47.58	50.31	48.48	49.33	47.50	46.62	51.37	1.6919	5.31
1,3,5-Trimethylbenzene	10.21	10.25	9.63	9.87	9.94	10.42	10.55	0.3253	1.02
1,2,4-Trimethylbenzene	10.29	10.44	9.64	9.85	9.95	10.37	10.67	0.3672	1.15
1,3-Dichlorobenzene	10.52	10.51	9.88	9.84	10.02	10.36	10.78	0.3623	1.14
1,4-Dichlorobenzene	10.57	10.67	9.91	10.00	10.15	10.55	10.91	0.3757	1.18
1,2-Dichlorobenzene	10.57	10.61	9.93	10.16	10.18	10.54	10.95	0.3462	1.09
1,2-Dibromo-3-chloro-propane	8.50	8.59	8.65	8.15	8.48	8.67	9.24	0.3274	1.03

UPSTATE LABORATORIES
GC/MS VOLATILE IDL STUDY
INSTRUMENT 13.0 HP5970
DATE ANALYZED 3/8/01

000013

COMPOUND NAME	CONC.1	CONC.2	CONC.3	CONC.4	CONC.5	CONC.6	CONC.7	STD DEV	IDL
Dichlorodifluoromethane	9.41	10.78	11.54	9.76	10.70	10.55	9.43	0.7990	2.51
Chloromethane	9.71	11.36	12.60	10.66	11.71	10.52	10.37	0.9661	3.03
Vinyl Chloride	9.01	10.03	10.22	9.67	9.64	10.28	9.26	0.4802	1.51
Bromomethane	11.60	13.07	13.26	12.27	11.90	11.78	11.23	0.7573	2.38
Chloroethane	10.19	9.15	11.51	10.34	11.45	11.51	10.18	0.9029	2.83
Trichlorofluoromethane	9.37	10.30	12.35	9.12	11.10	11.15	10.39	1.1126	3.49
Acrolein	45.47	41.96	40.17	42.48	40.81	44.99	46.06	2.3613	7.41
Acetone	16.13	18.88	19.59	15.01	17.41	18.01	18.79	1.6347	5.13
1,1-Dichloroethene	10.32	8.40	9.11	8.81	9.72	9.73	9.65	0.6522	2.05
Acetonitrile	114.27	104.98	106.02	81.01	106.76	91.74	96.54	11.1874	35.13
Iodomethane	6.11	5.76	7.98	7.32	8.21	7.97	7.88	0.9884	3.10
Allyl Chloride	8.49	8.46	10.60	8.10	9.68	10.18	9.65	0.9603	3.02
Carbon Disulfide	9.56	8.39	7.80	8.49	8.86	8.07	8.94	0.5889	1.85
Methylene Chloride	14.02	13.23	16.66	13.55	14.49	13.88	14.18	1.1241	3.53
Acrylonitrile	36.97	51.30	41.48	40.39	49.20	55.26	44.22	6.5732	20.64
trans-1,2-Dichloroethene	9.50	9.51	10.17	9.54	10.50	10.58	10.19	0.4749	1.49
1,1-Dichloroethane	9.49	10.85	11.58	9.73	11.18	10.94	10.21	0.7756	2.44
Vinyl Acetate	15.73	14.34	13.61	12.91	15.54	13.70	15.35	1.1021	3.46
Chloroprene	8.45	8.81	8.50	9.61	10.39	9.47	9.37	0.6934	2.18
2-Butanone	43.45	41.82	46.44	45.12	45.82	47.29	38.65	3.0269	9.50
Propionitrile	103.58	133.04	108.10	97.04	127.98	116.90	109.07	13.0445	40.96
2,2-Dichloropropane	8.76	10.31	9.40	9.95	10.31	10.03	9.86	0.5539	1.74
cis-1,2-Dichloroethene	8.73	10.45	11.11	9.60	10.48	10.24	9.90	0.7603	2.39
Methacrylonitrile	8.84	9.48	9.89	10.76	9.59	10.93	11.22	0.8808	2.77
Chloroform	10.09	11.46	12.28	9.58	11.15	10.10	10.59	0.9361	2.94
Bromochloromethane	8.84	9.75	10.45	9.16	10.16	9.20	9.72	0.5778	1.81
Isobutyl Alcohol	1466.19	1505.21	1696.77	1509.11	1587.53	1554.16	1558.30	74.8689	235.09
1,1,1-Trichloroethane	8.48	9.71	9.05	9.47	10.22	9.01	9.37	0.5569	1.75

1,1-Dichloropropene	9.61	9.02	8.35	10.02	9.79	8.65	9.75	0.6402	2.01
Carbon Tetrachloride	8.56	8.35	7.27	8.96	8.73	7.76	8.78	0.6137	1.93
Benzene	9.51	8.81	8.75	9.93	9.66	8.94	9.93	0.5185	1.63
1,2-Dichloroethane	9.92	9.49	9.94	10.76	11.11	9.89	9.53	0.6130	1.92
Trichloroethene	11.62	11.85	11.20	11.63	12.09	10.96	11.34	0.3881	1.22
1,2-Dichloropropane	9.35	9.74	9.85	9.17	10.69	9.13	9.18	0.5648	1.77
Methyl Methacrylate	11.32	10.88	11.69	10.85	10.53	10.47	9.61	0.6659	2.09
Bromodichloromethane	8.93	9.78	10.06	9.00	9.64	8.98	9.10	0.4603	1.45
Dibromomethane	9.00	9.58	9.06	9.41	10.05	9.51	9.04	0.3806	1.20
4-Methyl-2-pentanone	9.74	11.27	10.52	10.32	10.76	12.33	8.91	1.0901	3.42
cis-1,3-Dichloropropene	8.99	9.83	9.89	9.15	9.57	8.81	9.08	0.4286	1.35
Toluene	9.85	10.09	10.22	9.19	10.20	9.17	8.89	0.5598	1.76
trans-1,3-Dichloropropene	10.78	11.19	12.32	9.46	9.71	10.73	10.02	0.9818	3.08
Ethyl Methacrylate	10.46	9.51	9.19	8.99	10.95	10.82	8.98	0.8728	2.74
1,1,2-Trichloroethane	9.38	10.36	10.27	8.96	10.44	10.29	9.20	0.6342	1.99
2-Hexanone	5.69	9.53	10.31	8.50	9.81	6.99	8.91	1.6527	5.19
1,3-Dichloropropane	9.22	9.51	8.35	10.09	9.75	9.26	9.42	0.5416	1.70
Tetrachloroethene	8.62	8.14	8.04	9.15	8.52	7.40	8.41	0.5453	1.71
Dibromochloromethane	8.02	8.42	7.73	8.51	8.39	7.82	8.22	0.3073	0.96
1,2-Dibromoethane	8.65	8.92	7.81	9.16	8.98	8.78	8.85	0.4384	1.38
Chlorobenzene	9.34	9.12	9.39	9.45	9.89	8.73	9.06	0.3636	1.14
1,1,1,2-Tetrachloroethane	8.88	9.11	8.78	9.04	8.86	8.48	8.74	0.2074	0.65
Ethylbenzene	9.60	9.29	9.86	9.33	9.45	8.60	9.21	0.3909	1.23
m,p-Xylene	18.96	19.37	19.71	18.74	19.54	17.27	18.23	0.8552	2.69
o-Xylene	9.32	9.84	10.21	9.28	9.76	8.84	8.56	0.5801	1.82
Styrene	8.61	9.07	9.56	8.51	9.02	8.01	8.46	0.5067	1.59
Bromoform	7.31	7.66	7.24	7.83	7.44	7.50	7.72	0.2177	0.68
1,1,2,2-Tetrachloroethane	8.77	9.22	8.34	9.07	9.48	9.34	8.80	0.3932	1.23
1,2,3-Trichloropropane	9.96	9.32	8.23	8.99	9.43	10.31	9.24	0.6704	2.11
1,4-Dichloro-2-butene	14.45	12.22	15.51	14.96	14.09	12.12	14.82	1.3406	4.21
1,3-Dichlorobenzene	8.96	8.61	9.24	8.21	8.66	7.48	8.27	0.5735	1.80
1,4-Dichlorobenzene	8.11	9.32	8.85	7.59	9.11	7.59	7.88	0.7305	2.29
1,2-Dichlorobenzene	8.49	8.59	9.14	8.29	8.85	7.82	8.33	0.4234	1.33
1,2-Dibromo-3-chloro-propane	7.14	6.38	9.12	7.95	8.05	8.10	7.20	0.8820	2.77

0000111

Sample Data

Upstate Laboratories, Inc.

1A

EPA SAMPLE NO.

VOLATILE ORGANICS ANALYSIS DATA SHEET

MW-1

Lab Name: UPSTATE LABS Contract: ENVIRONM

Lab Code: 10170 Case No.: 01 SAS No.: SDG No.: ENH01

Matrix: (soil/water) WATER Lab Sample ID: 6101019

Sample wt/vol: 5.0 (g/ml) ML Lab File ID: C8042.D

Level: (low/med) LOW Date Received: 3/2/01

% Moisture: not dec. Date Analyzed: 3/7/01

GC Column: RTX-VO ID: 0.53 (mm) Dilution Factor: 1.0

Soil Extract Volume: (uL) Soil Aliquot Volume: (uL)

CONCENTRATION UNITS:

CAS NO.	COMPOUND	(ug/L or ug/Kg) UG/L	Q
74-87-3	Chloromethane	5	U
75-1-4	Vinyl Chloride	5	U
74-83-9	Bromomethane	5	U
75-00-3	Chloroethane	5	U
75-69-4	Trichlorofluoromethane	5	U
67-64-1	Acetone	10	U
75-35-4	1,1-Dichloroethene	5	U
74-88-4	Iodomethane	5	U
75-15-0	Carbon Disulfide	5	U
75-09-2	Methylene Chloride	5	U
107-13-1	Acrylonitrile	100	U
156-60-5	trans-1,2-Dichloroethene	5	U
75-34-33	1,1-Dichloroethane	5	U
108-5-4	Vinyl Acetate	50	U
78-93-3	2-Butanone	10	U
156-59-2	cis-1,2-Dichloroethene	5	U
67-66-3	Chloroform	2	J
74-97-5	Bromochloromethane	5	U
71-55-6	1,1,1-Trichloroethane	5	U
56-23-5	Carbon Tetrachloride	5	U
71-43-2	Benzene	5	U
107-06-2	1,2-Dichloroethane	5	U
97-01-6	Trichloroethene	5	U
78-87-5	1,2-Dichloropropane	5	U
75-27-4	Bromodichloromethane	5	U
74-95-3	Dibromomethane	5	U
108-10-1	4-Methyl-2-pentanone	10	U
10061-1-5	cis-1,3-Dichloropropene	5	U
108-88-3	Toluene	5	U
10061-2-6	trans-1,3-Dichloropropene	5	U
79-00-5	1,1,2-Trichloroethane	5	U
591-78-6	2-Hexanone	10	U
127-18-4	Tetrachloroethene	12	
124-48-1	Dibromochloromethane	5	U
106-93-4	1,2-Dibromoethane	5	U
108-90-7	Chlorobenzene	5	U
630-20-6	1,1,1,2-Tetrachloroethane	5	U
100-41-4	Ethylbenzene	5	U
108-38-3	m,p-Xylene	5	U

1A

EPA SAMPLE NO.

VOLATILE ORGANICS ANALYSIS DATA SHEET

MW-1

Lab Name: UPSTATE LABS Contract: ENVIRONM

Lab Code: 10170 Case No.: 01 SAS No.: SDG No.: ENH01

Matrix: (soil/water) WATER Lab Sample ID: 6101019

Sample wt/vol: 5.0 (g/ml) ML Lab File ID: C8042.D

Level: (low/med) LOW Date Received: 3/2/01

% Moisture: not dec. Date Analyzed: 3/7/01

GC Column: RTX-VO ID: 0.53 (mm) Dilution Factor: 1.0

Soil Extract Volume: (uL) Soil Aliquot Volume: (uL)

CONCENTRATION UNITS:

CAS NO.	COMPOUND	(ug/L or ug/Kg) UG/L	Q
95-47-6	o-Xylene	5	U
100-42-5	Styrene	5	U
75-25-2	Bromoform	5	U
79-34-5	1,1,2,2-Tetrachloroethane	5	U
96-18-4	1,2,3-Trichloropropane	5	U
110-57-6	1,4-Dichloro-2-butene	10	U
541-73-1	1,3-Dichlorobenzene	5	U
106-46-7	1,4-Dichlorobenzene	5	U
95-50-1	1,2-Dichlorobenzene	5	U
96-12-8	1,2-Dibromo-3-chloro-propane	10	U

1E

VOLATILE ORGANICS ANALYSIS DATA SHEET
TENTATIVELY IDENTIFIED COMPOUNDS

EPA SAMPLE NO.

MW-1

Lab Name: UPSTATE LABS Contract: ENVIRONM

Lab Code: 10170 Case No.: 01 SAS No.: SDG No.: ENH01

Matrix: (soil/water) WATER Lab Sample ID: 6101019

Sample wt/vol: 5.0 (g/ml) ML Lab File ID: C8042.D

Level: (low/med) LOW Date Received: 3/2/01

% Moisture: not dec. Date Analyzed: 3/7/01

GC Column: RTX-VO ID: 0.53 (mm) Dilution Factor: 1.0

Soil Extract Volume: (uL) Soil Aliquot Volume: (uL)

CONCENTRATION UNITS:
(ug/L or ug/Kg) UG/L

Number TICs found: 0

CAS NO.	COMPOUND NAME	RT	EST. CONC.	Q

Quantitation Report (QT Reviewed)

Data File : D:\DATA\C8042.D Vial: 6
Acq On : 7 Mar 2001 12:58 pm Operator: K.LOCKER
Sample : 6101019, EHC, VM3339 Inst : #12
Misc : 5MLS Multiplr: 1.00
MS Integration Params: rteint.p
Quant Time: Mar 8 7:57 2001 Quant Results File: C030660.RES

Quant Method : C:\HPCHEM\1\METHODS\C030660.M (RTE Integrator)
Title : VOA 8260 Calibration
Last Update : Wed Mar 07 11:31:06 2001
Response via : Continuing Cal File: D:\DATA\C8039.D
DataAcq Meth : C030660

Internal Standards	R.T.	QIon	Response	Conc	Units	Dev(Min)
1) Pentafluorobenzene	8.52	168	271817	50.00	ug/L	0.05
32) 1,4-Difluorobenzene	11.79	114	286438	50.00	ug/L	0.00
50) Chlorobenzene-d5	18.96	117	214644	50.00	ug/L	0.00
72) 1,4-Dichlorobenzene-d4	23.57	152	136466	50.00	ug/L	0.00
System Monitoring Compounds						
30) Dibromofluoromethane	8.30	113	189111	46.05	ug/L	0.00
Spiked Amount 50.000	Range 86 - 118		Recovery = 92.10%			
44) Toluene-d8	15.79	98	240062	46.54	ug/L	0.00
Spiked Amount 50.000	Range 88 - 110		Recovery = 93.08%			
49) Bromofluorobenzene	21.36	95	230519	47.02	ug/L	0.00
Spiked Amount 50.000	Range 86 - 115		Recovery = 94.04%			
Target Compounds						Qvalue
27) Chloroform	7.75	83	7317	1.80	ug/L	100
53) Tetrachloroethene	17.44	166	34096	11.76	ug/L	93

(#) = qualifier out of range (m) = manual integration

000011

Quantitation Report

Data File : D:\DATA\C8042.D
Acq On : 7 Mar 2001 12:58 pm
Sample : 6101019, EHC, VM3339
Misc : 5MLS
MS Integration Params: rteint.p
Quant Time: Mar 8 7:57 2001

Vial: 6
Operator: K.LOCKER
Inst : #12
Multiplr: 1.00

Quant Results File: C030660.RES

Method : C:\HPCHEM\1\METHODS\C030660.M (RTE Integrator)
Title : VOA 8260 Calibration
Last Update : Wed Mar 07 11:31:06 2001
Response via : Continuing Cal File: D:\DATA\C8039.D

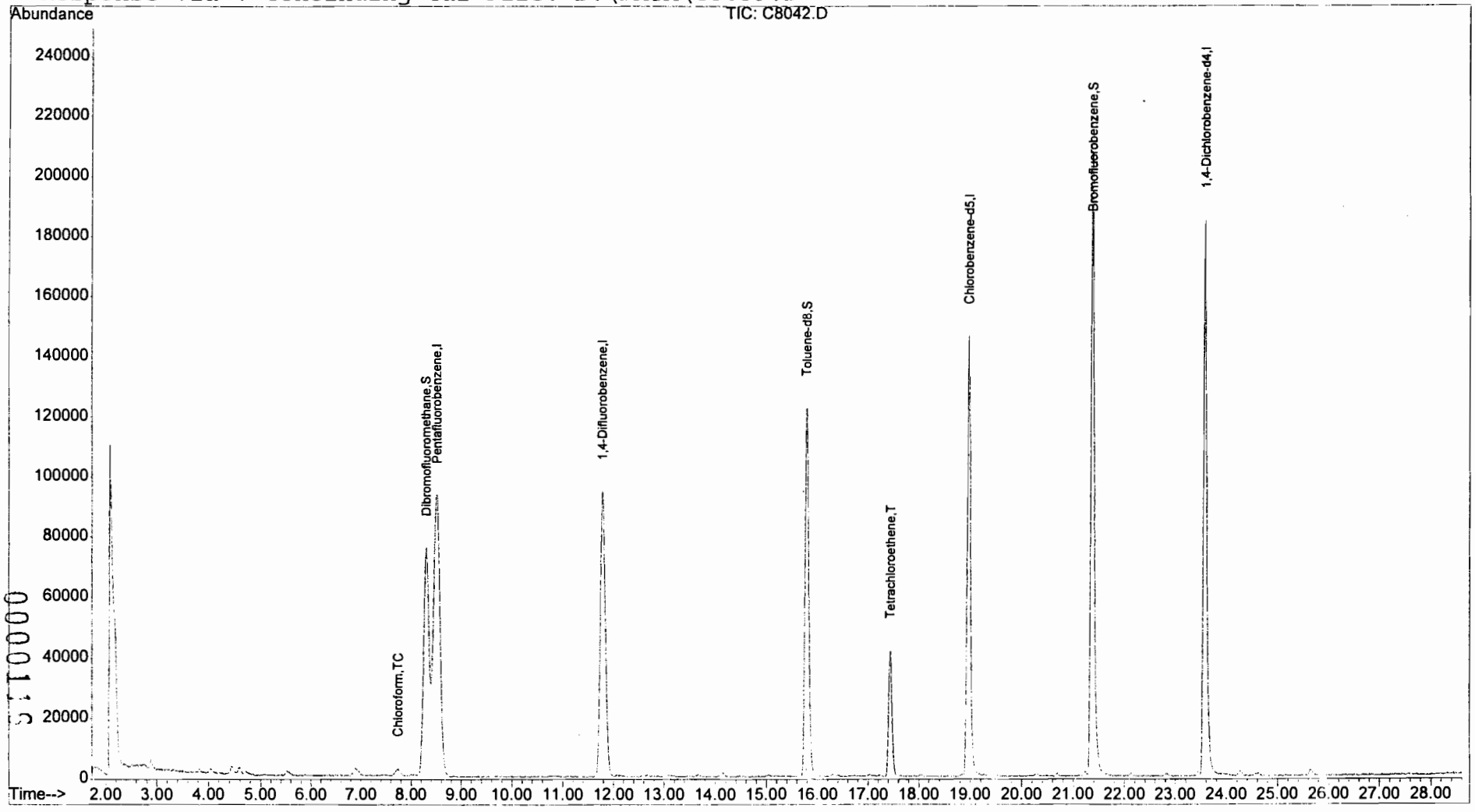

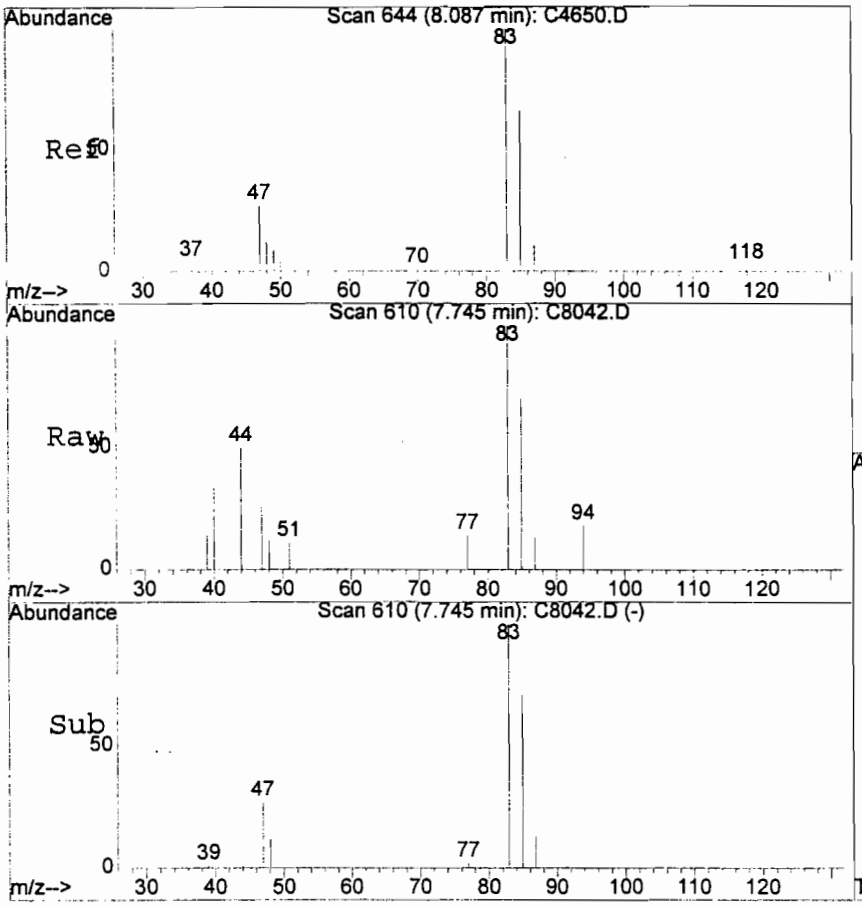

#27
Chloroform
Concen: 1.80 ug/L
RT: 7.75 min Scan# 610
Delta R.T. 0.04 min
Lab File: C8042.D
Acq: 7 Mar 2001 12:58 pm

Tgt Ion: 83 Resp: 7317

Ion	Ratio	Lower	Upper
83	100		
83	100.0	70.0	130.0
85	67.1	36.2	96.2

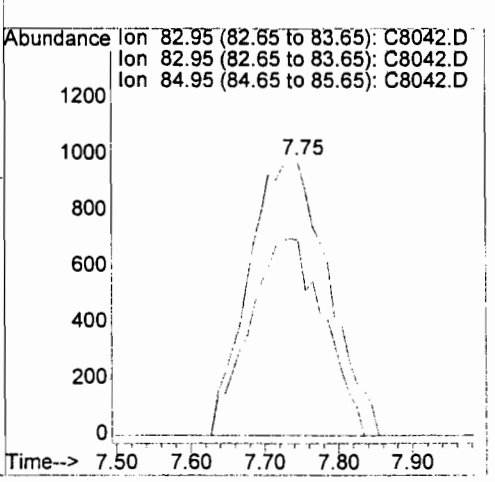

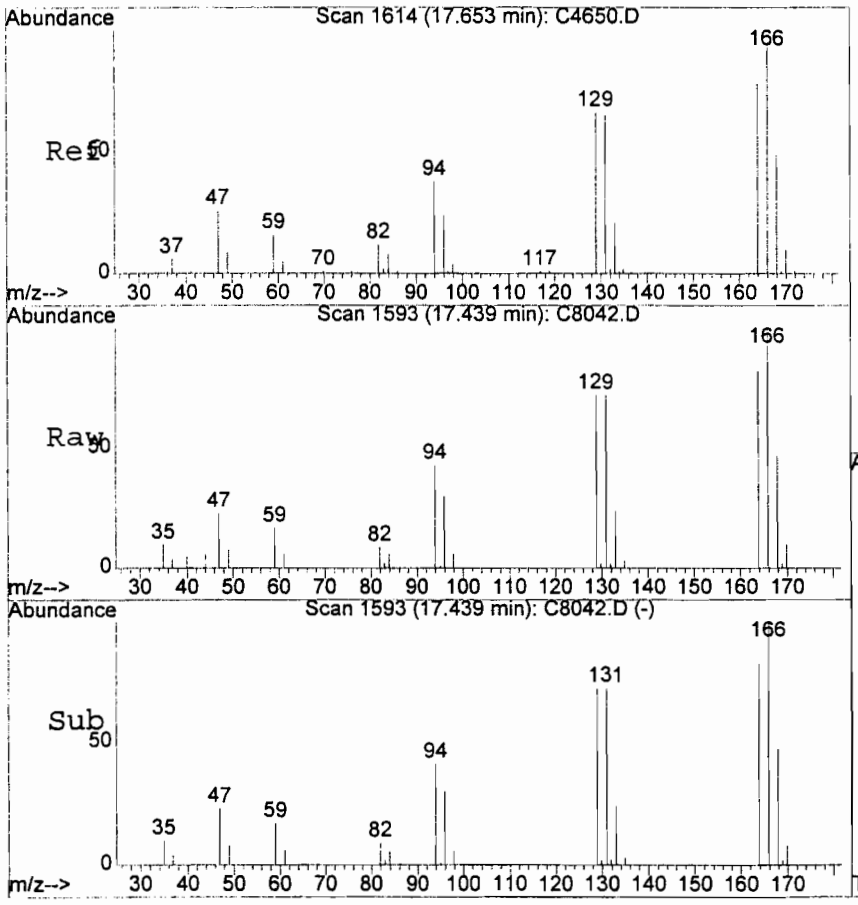

#53
Tetrachloroethene
Concen: 11.76 ug/L
RT: 17.44 min Scan# 1593
Delta R.T. 0.01 min
Lab File: C8042.D
Acq: 7 Mar 2001 12:58 pm

Tgt Ion:166 Resp: 34096

Ion	Ratio	Lower	Upper
166	100		
168	48.2	19.3	79.3
129	74.7	35.7	95.7

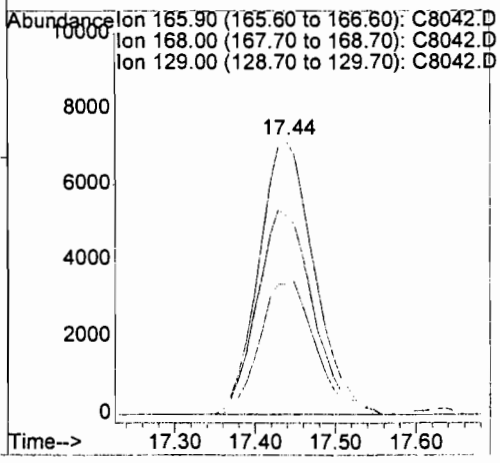

LSC Report - Integrated Chromatogram

File : D:\DATA\C8042.D
Operator : K.LOCKER
Acquired : 7 Mar 2001 12:58 pm using AcqMethod C030660
Instrument : #12
Sample Name: 6101019, EHC, VM3339
Misc Info : 5MLS
Vial Number: 6
Quant File :C030660.RES (RTE Integrator)

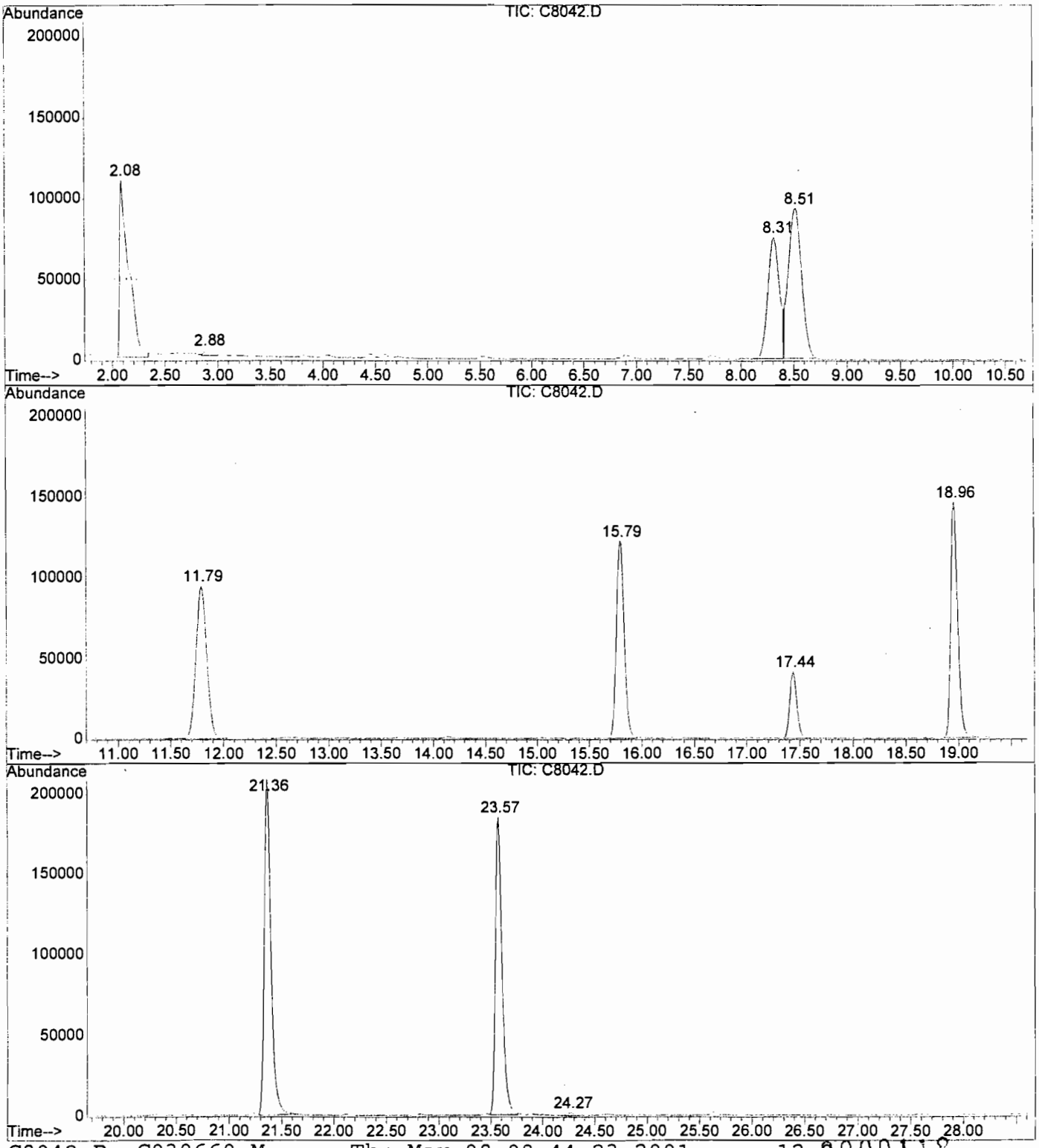

C8042.D C030660.M Thu Mar 08 08:44:23 2001 12.0000118

1A

EPA SAMPLE NO.

VOLATILE ORGANICS ANALYSIS DATA SHEET

MW-2

Lab Name: UPSTATE LABS Contract: ENVIRONM

Lab Code: 10170 Case No.: 01 SAS No.: SDG No.: ENH01

Matrix: (soil/water) WATER Lab Sample ID: 6101020

Sample wt/vol: 5.0 (g/ml) ML Lab File ID: C8043.D

Level: (low/med) LOW Date Received: 3/2/01

% Moisture: not dec. Date Analyzed: 3/7/01

GC Column: RTX-VO ID: 0.53 (mm) Dilution Factor: 1.0

Soil Extract Volume: (uL) Soil Aliquot Volume: (uL)

CONCENTRATION UNITS:

CAS NO.	COMPOUND	(ug/L or ug/Kg) UG/L	Q
74-87-3	Chloromethane	5	U
75-1-4	Vinyl Chloride	5	U
74-83-9	Bromomethane	5	U
75-00-3	Chloroethane	5	U
75-69-4	Trichlorofluoromethane	5	U
67-64-1	Acetone	41	
75-35-4	1,1-Dichloroethene	5	U
74-88-4	Iodomethane	5	U
75-15-0	Carbon Disulfide	5	U
75-09-2	Methylene Chloride	5	U
107-13-1	Acrylonitrile	100	U
156-60-5	trans-1,2-Dichloroethene	5	U
75-34-33	1,1-Dichloroethane	5	U
108-5-4	Vinyl Acetate	50	U
78-93-3	2-Butanone	4900	E
156-59-2	cis-1,2-Dichloroethene	5	U
67-66-3	Chloroform	5	U
74-97-5	Bromochloromethane	5	U
71-55-6	1,1,1-Trichloroethane	5	U
56-23-5	Carbon Tetrachloride	5	U
71-43-2	Benzene	5	U
107-06-2	1,2-Dichloroethane	5	U
97-01-6	Trichloroethene	5	U
78-87-5	1,2-Dichloropropane	5	U
75-27-4	Bromodichloromethane	5	U
74-95-3	Dibromomethane	5	U
108-10-1	4-Methyl-2-pentanone	10	U
10061-1-5	cis-1,3-Dichloropropene	5	U
108-88-3	Toluene	5	U
10061-2-6	trans-1,3-Dichloropropene	5	U
79-00-5	1,1,2-Trichloroethane	5	U
591-78-6	2-Hexanone	10	U
127-18-4	Tetrachloroethene	88	
124-48-1	Dibromochloromethane	5	U
106-93-4	1,2-Dibromoethane	5	U
108-90-7	Chlorobenzene	5	U
630-20-6	1,1,1,2-Tetrachloroethane	5	U
100-41-4	Ethylbenzene	5	U
108-38-3	m,p-Xylene	5	U

EPA SAMPLE NO.

VOLATILE ORGANICS ANALYSIS DATA SHEET

MW-2

Lab Name: UPSTATE LABS Contract: ENVIRONM

Lab Code: 10170 Case No.: 01 SAS No.: SDG No.: ENH01

Matrix: (soil/water) WATER Lab Sample ID: 6101020

Sample wt/vol: 5.0 (g/ml) ML Lab File ID: C8043.D

Level: (low/med) LOW Date Received: 3/2/01

% Moisture: not dec. Date Analyzed: 3/7/01

GC Column: RTX-VO ID: 0.53 (mm) Dilution Factor: 1.0

Soil Extract Volume: (uL) Soil Aliquot Volume: (uL)

CAS NO.	COMPOUND	CONCENTRATION UNITS: (ug/L or ug/Kg) UG/L	Q
95-47-6	o-Xylene	5	U
100-42-5	Styrene	5	U
75-25-2	Bromoform	5	U
79-34-5	1,1,2,2-Tetrachloroethane	5	U
96-18-4	1,2,3-Trichloropropane	5	U
110-57-6	1,4-Dichloro-2-butene	10	U
541-73-1	1,3-Dichlorobenzene	5	U
106-46-7	1,4-Dichlorobenzene	5	U
95-50-1	1,2-Dichlorobenzene	5	U
96-12-8	1,2-Dibromo-3-chloro-propane	10	U

1E

VOLATILE ORGANICS ANALYSIS DATA SHEET
TENTATIVELY IDENTIFIED COMPOUNDS

EPA SAMPLE NO.

MW-2

Lab Name: UPSTATE LABS Contract: ENVIRONM

Lab Code: 10170 Case No.: 01 SAS No.: SDG No.: ENH01

Matrix: (soil/water) WATER Lab Sample ID: 6101020

Sample wt/vol: 5.0 (g/ml) ML Lab File ID: C8043.D

Level: (low/med) LOW Date Received: 3/2/01

% Moisture: not dec. Date Analyzed: 3/7/01

GC Column: RTX-VO ID: 0.53 (mm) Dilution Factor: 1.0

Soil Extract Volume: (uL) Soil Aliquot Volume: (uL)

CONCENTRATION UNITS:
(ug/L or ug/Kg) UG/L

Number TICs found: 0

CAS NO.	COMPOUND NAME	RT	EST. CONC.	Q

0000121

Quantitation Report (QT Reviewed)

Data File : D:\DATA\C8043.D
Acq On : 7 Mar 2001 1:33 pm
Sample : 6101020, EHC, VM3339
Misc : 5MLS
MS Integration Params: rteint.p
Quant Time: Mar 8 8:04 2001

Vial: 7
Operator: K.LOCKER
Inst : #12
Multiplr: 1.00
Quant Results File: C030660.RES

Quant Method : C:\HPCHEM\1\METHODS\C030660.M (RTE Integrator)
Title : VOA 8260 Calibration
Last Update : Wed Mar 07 11:31:06 2001
Response via : Continuing Cal File: D:\DATA\C8039.D
DataAcq Meth : C030660

Internal Standards	R.T.	QIon	Response	Conc	Units	Dev(Min)
1) Pentafluorobenzene	8.53	168	274927	50.00	ug/L	0.05
32) 1,4-Difluorobenzene	11.79	114	289103	50.00	ug/L	0.01
50) Chlorobenzene-d5	18.95	117	216109	50.00	ug/L	0.00
72) 1,4-Dichlorobenzene-d4	23.57	152	136057	50.00	ug/L	0.00
System Monitoring Compounds						
30) Dibromofluoromethane	8.34	113	197447	47.53	ug/L	0.05
Spiked Amount 50.000	Range 86 - 118		Recovery = 95.06%			
44) Toluene-d8	15.79	98	246632	47.37	ug/L	0.00
Spiked Amount 50.000	Range 88 - 110		Recovery = 94.74%			
49) Bromofluorobenzene	21.36	95	236964	47.89	ug/L	0.00
Spiked Amount 50.000	Range 86 - 115		Recovery = 95.78%			
Target Compounds						Qvalue
9) Acetone	3.82	43	20199	41.41	ug/L	96
22) 2-Butanone	6.93	43	3338344m	4858.97	ug/L	
53) Tetrachloroethene	17.43	166	255516	87.54	ug/L	93

(#) = qualifier out of range (m) = manual integration

00001[illegible]

Quantitation Report

Data File : D:\DATA\C8043.D
Acq On : 7 Mar 2001 1:33 pm
Sample : 6101020, EHC, VM3339
Misc : 5MLS
MS Integration Params: rteint.p
Quant Time: Mar 8 8:04 2001

Vial: 7
Operator: K.LOCKER
Inst : #12
Multiplr: 1.00

Quant Results File: C030660.RES

Method : C:\HPCHEM\1\METHODS\C030660.M (RTE Integrator)
Title : VOA 8260 Calibration
Last Update : Wed Mar 07 11:31:06 2001
Response via : Continuing Cal File: D:\DATA\C8039.D

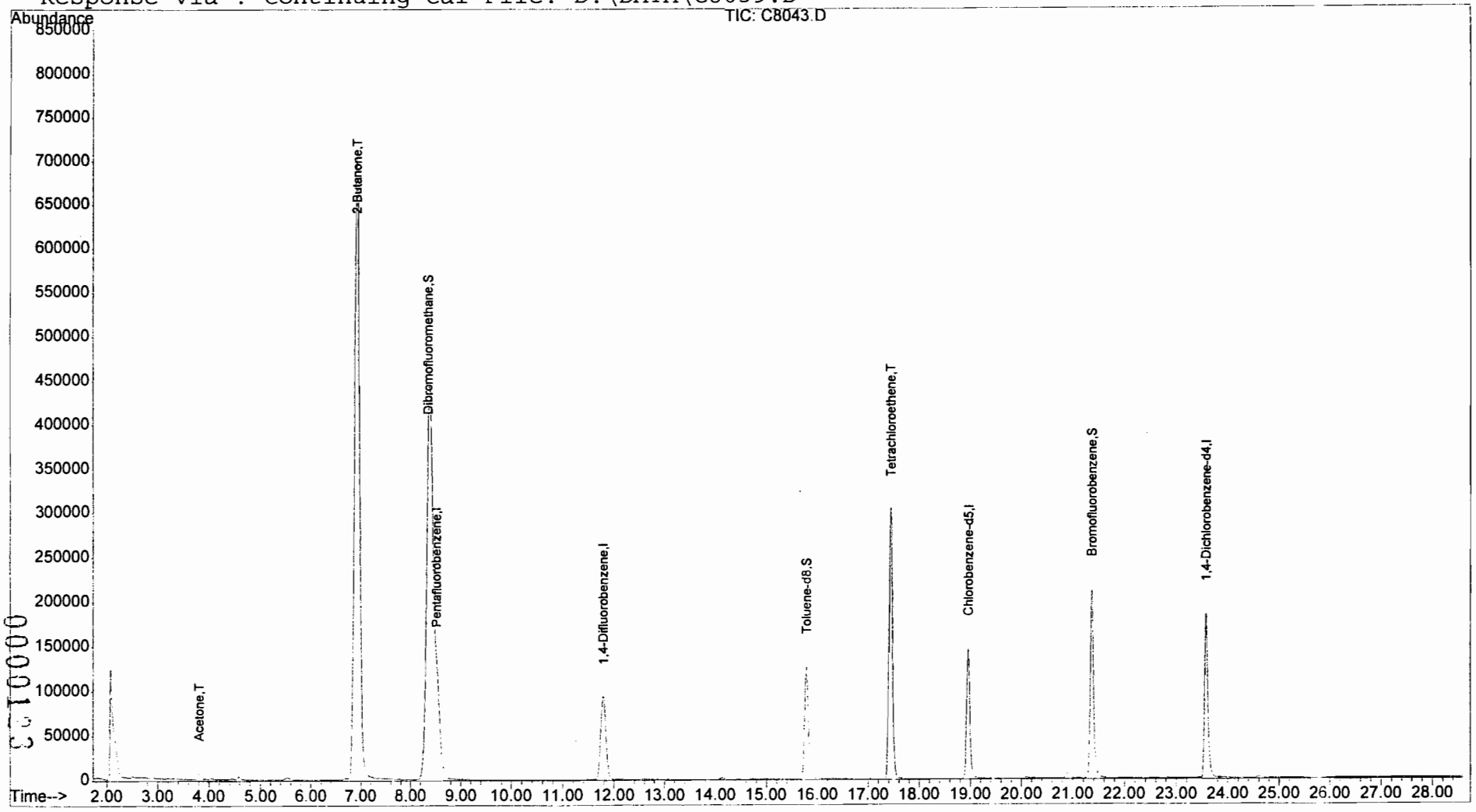

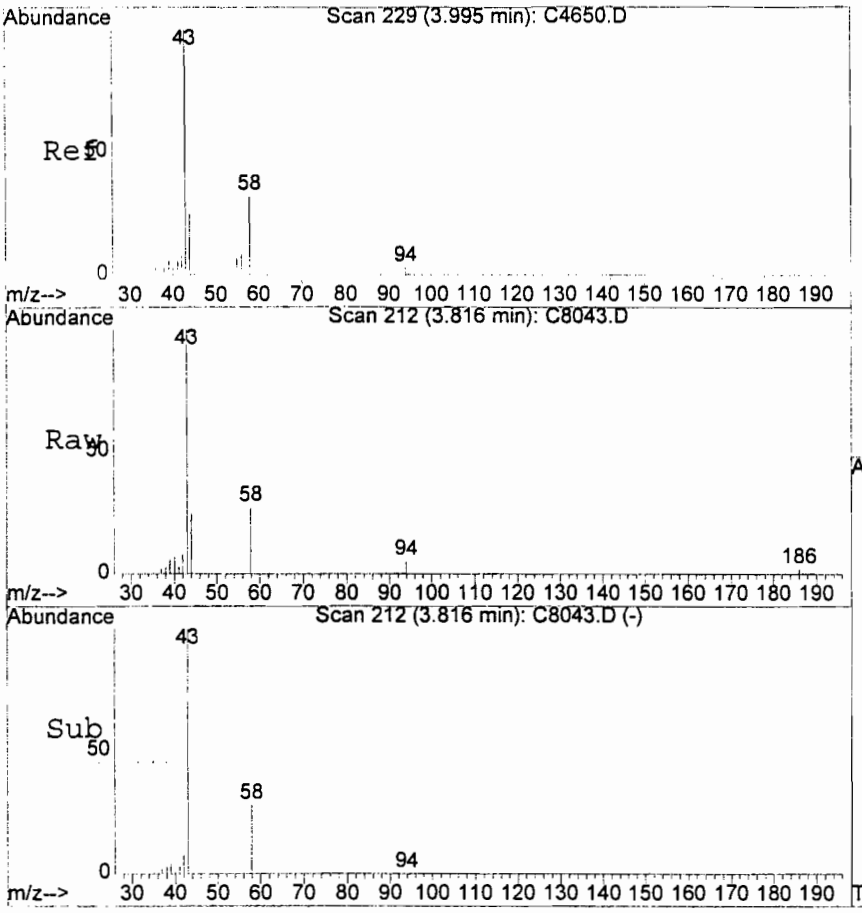

#9
Acetone
Concen: 41.41 ug/L
RT: 3.82 min Scan# 212
Delta R.T. 0.01 min
Lab File: C8043.D
Acq: 7 Mar 2001 1:33 pm

Tgt Ion: 43 Resp: 20199

Ion	Ratio	Lower	Upper
43	100		
58	29.4	1.5	61.5

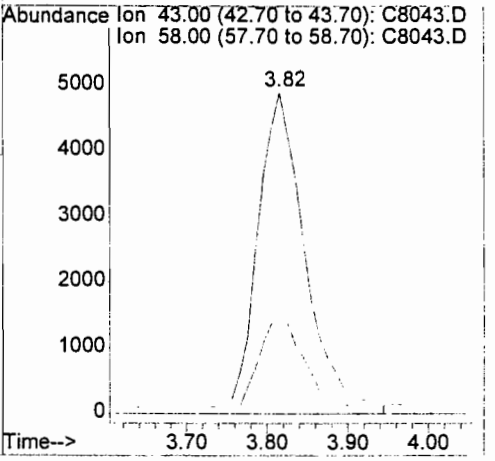

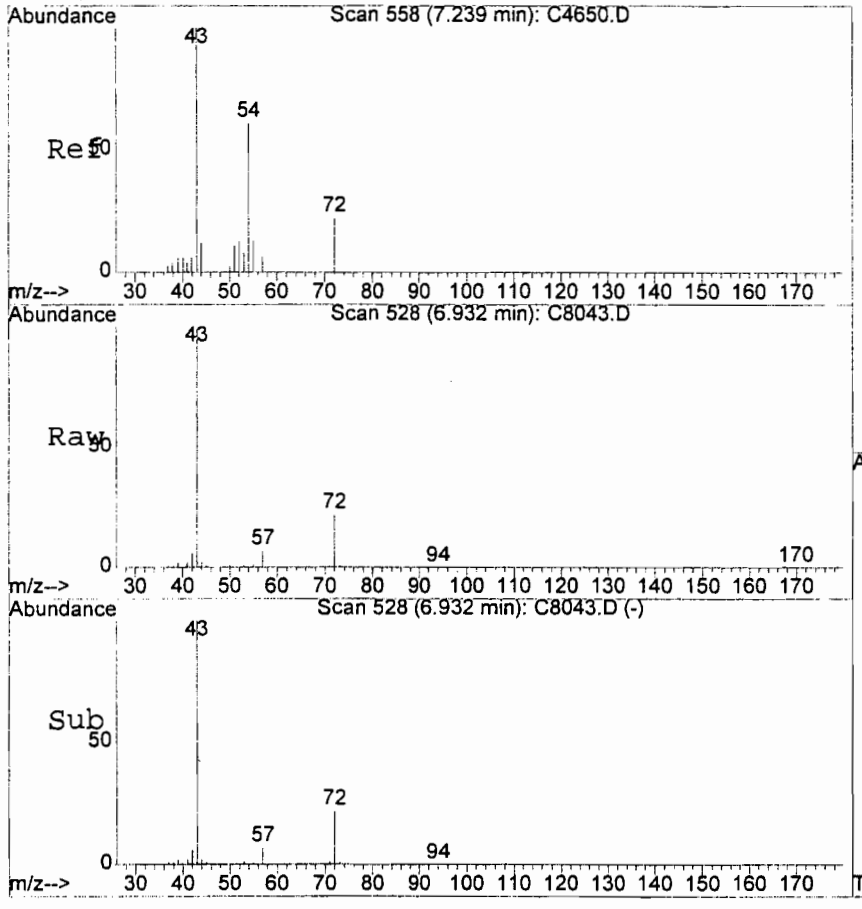

#22
2-Butanone
Concen: 4858.97 ug/L m
RT: 6.93 min Scan# 528
Delta R.T. 0.04 min
Lab File: C8043.D
Acq: 7 Mar 2001 1:33 pm

Tgt Ion: 43 Resp: 3338344

Ion	Ratio	Lower	Upper
43	100		
54	0.2	10.5	110.5#
72	22.1	2.1	42.1

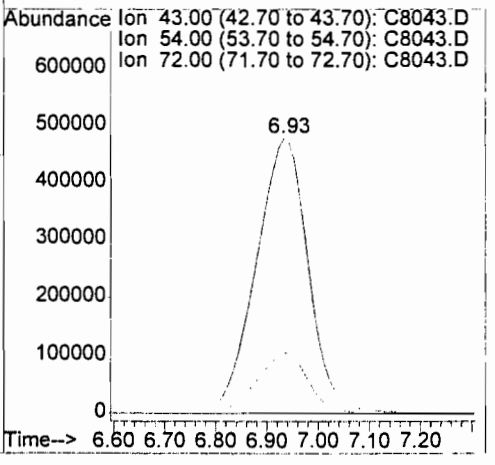

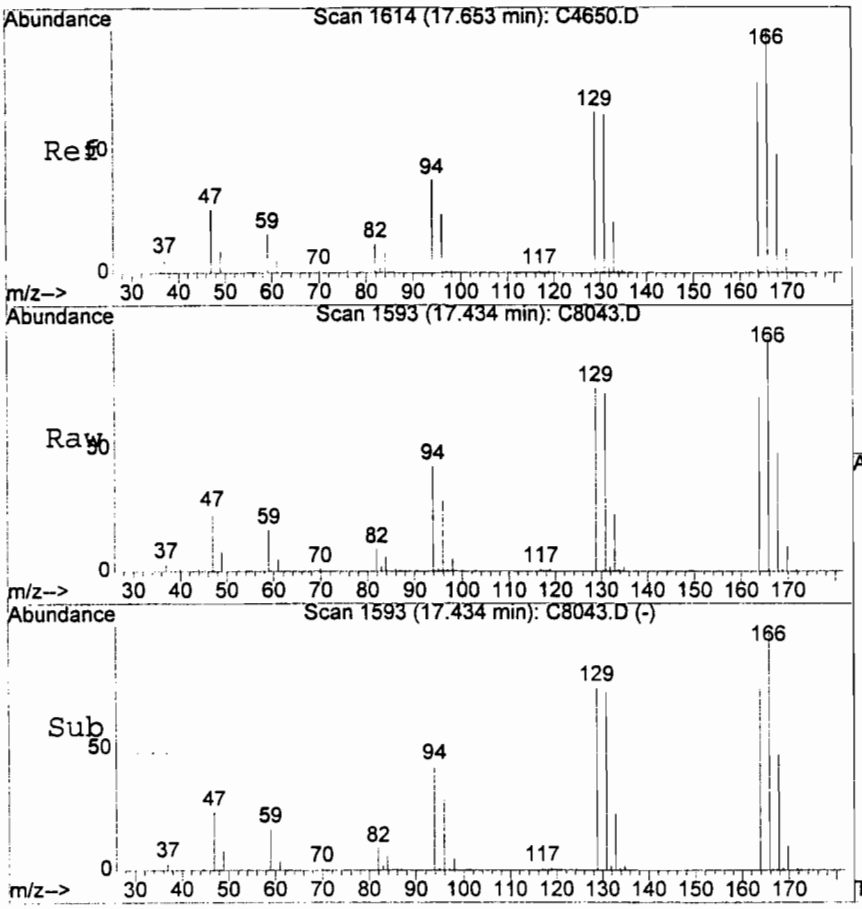

#53
Tetrachloroethene
Concen: 87.54 ug/L
RT: 17.43 min Scan# 1593
Delta R.T. 0.00 min
Lab File: C8043.D
Acq: 7 Mar 2001 1:33 pm

Tgt Ion:166	Resp:	255516	
Ion	Ratio	Lower	Upper
166	100		
168	48.4	19.3	79.3
129	74.4	35.7	95.7

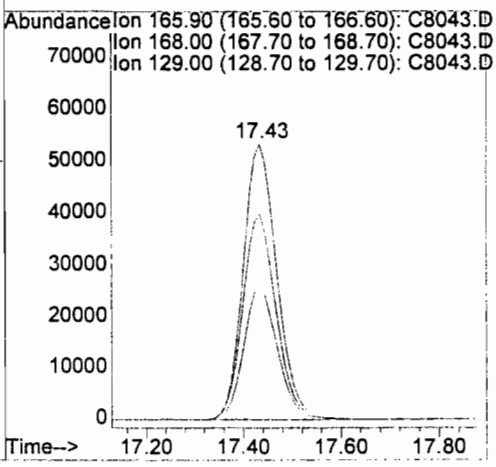

LSC Report - Integrated Chromatogram

File : D:\DATA\C8043.D
Operator : K.LOCKER
Acquired : 7 Mar 2001 1:33 pm using AcqMethod C030660
Instrument : #12
Sample Name: 6101020, EHC, VM3339
Misc Info : 5MLS
Vial Number: 7
Quant File :C030660.RES (RTE Integrator)

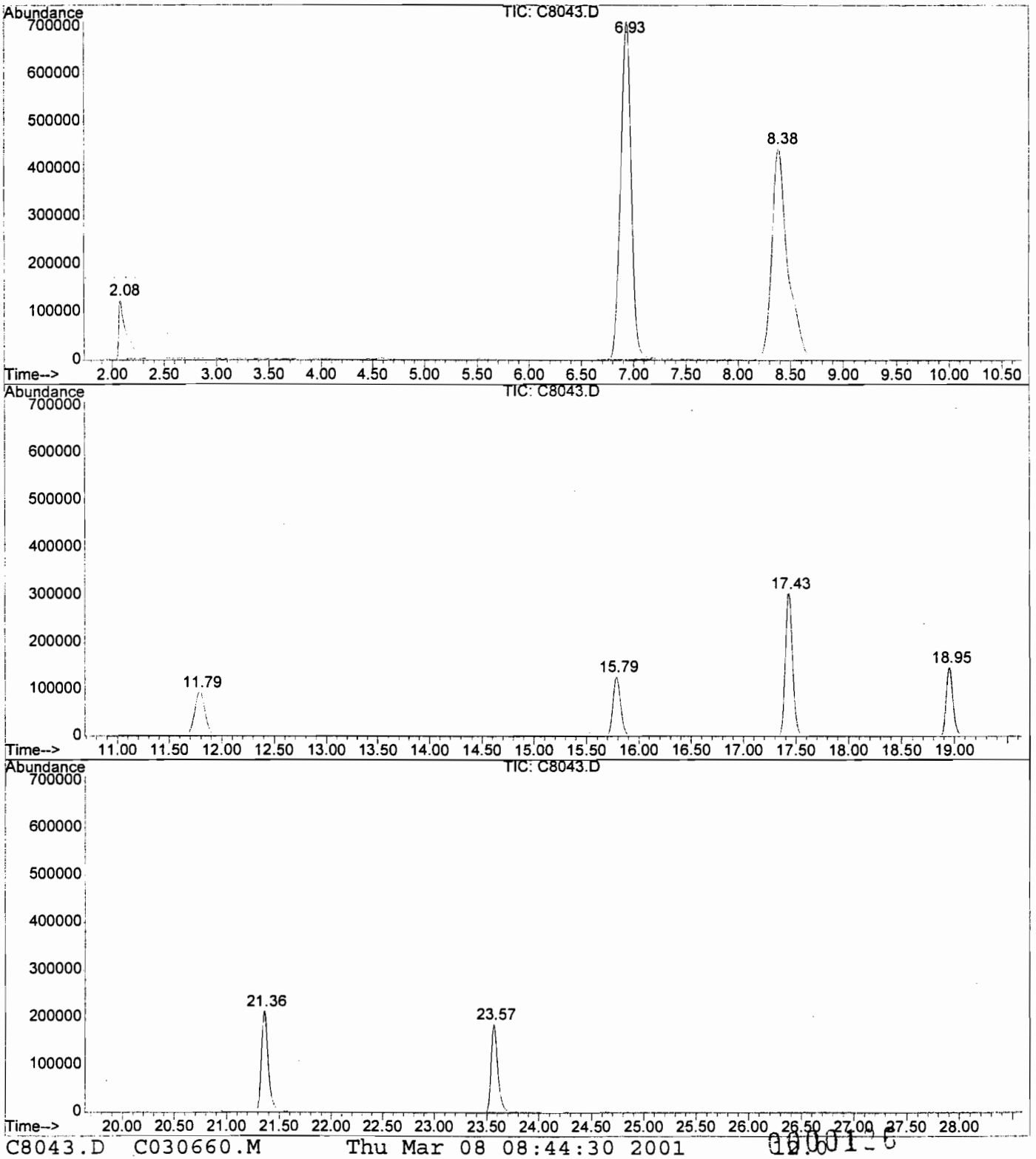

1A

EPA SAMPLE NO.

VOLATILE ORGANICS ANALYSIS DATA SHEET

MW-5

Lab Name: UPSTATE LABS Contract: ENVIRONM

Lab Code: 10170 Case No.: 01 SAS No.: SDG No.: ENH01

Matrix: (soil/water) WATER Lab Sample ID: 6101022

Sample wt/vol: 5.0 (g/ml) ML Lab File ID: C8047.D

Level: (low/med) LOW Date Received: 3/2/01

% Moisture: not dec. Date Analyzed: 3/7/01

GC Column: RTX-VO ID: 0.53 (mm) Dilution Factor: 1.0

Soil Extract Volume: (uL) Soil Aliquot Volume: (uL)

CAS NO.	COMPOUND	CONCENTRATION UNITS: (ug/L or ug/Kg) UG/L	Q
74-87-3	Chloromethane	5	U
75-1-4	Vinyl Chloride	5	U
74-83-9	Bromomethane	5	U
75-00-3	Chloroethane	5	U
75-69-4	Trichlorofluoromethane	5	U
67-64-1	Acetone	10	U
75-35-4	1,1-Dichloroethene	5	U
74-88-4	Iodomethane	5	U
75-15-0	Carbon Disulfide	5	U
75-09-2	Methylene Chloride	3	JB
107-13-1	Acrylonitrile	100	U
156-60-5	trans-1,2-Dichloroethene	5	U
75-34-33	1,1-Dichloroethane	5	U
108-5-4	Vinyl Acetate	50	U
78-93-3	2-Butanone	20	
156-59-2	cis-1,2-Dichloroethene	5	U
67-66-3	Chloroform	1	J
74-97-5	Bromochloromethane	5	U
71-55-6	1,1,1-Trichloroethane	5	U
56-23-5	Carbon Tetrachloride	5	U
71-43-2	Benzene	5	U
107-06-2	1,2-Dichloroethane	5	U
97-01-6	Trichloroethene	5	U
78-87-5	1,2-Dichloropropane	5	U
75-27-4	Bromodichloromethane	5	U
74-95-3	Dibromomethane	5	U
108-10-1	4-Methyl-2-pentanone	10	U
10061-1-5	cis-1,3-Dichloropropene	5	U
108-88-3	Toluene	5	U
10061-2-6	trans-1,3-Dichloropropene	5	U
79-00-5	1,1,2-Trichloroethane	5	U
591-78-6	2-Hexanone	10	U
127-18-4	Tetrachloroethene	290	E
124-48-1	Dibromochloromethane	5	U
106-93-4	1,2-Dibromoethane	5	U
108-90-7	Chlorobenzene	5	U
630-20-6	1,1,1,2-Tetrachloroethane	5	U
100-41-4	Ethylbenzene	5	U
108-38-3	m,p-Xylene	5	U

1A

EPA SAMPLE NO.

VOLATILE ORGANICS ANALYSIS DATA SHEET

MW-5

Lab Name: UPSTATE LABS Contract: ENVIRONM

Lab Code: 10170 Case No.: 01 SAS No.: SDG No.: ENH01

Matrix: (soil/water) WATER Lab Sample ID: 6101022

Sample wt/vol: 5.0 (g/ml) ML Lab File ID: C8047.D

Level: (low/med) LOW Date Received: 3/2/01

% Moisture: not dec. Date Analyzed: 3/7/01

GC Column: RTX-VO ID: 0.53 (mm) Dilution Factor: 1.0

Soil Extract Volume: (uL) Soil Aliquot Volume: (uL)

CONCENTRATION UNITS:

CAS NO.	COMPOUND	(ug/L or ug/Kg) UG/L	Q
95-47-6	o-Xylene	5	U
100-42-5	Styrene	5	U
75-25-2	Bromoform	5	U
79-34-5	1,1,2,2-Tetrachloroethane	5	U
96-18-4	1,2,3-Trichloropropane	5	U
110-57-6	1,4-Dichloro-2-butene	10	U
541-73-1	1,3-Dichlorobenzene	5	U
106-46-7	1,4-Dichlorobenzene	5	U
95-50-1	1,2-Dichlorobenzene	5	U
96-12-8	1,2-Dibromo-3-chloro-propane	10	U

1E

VOLATILE ORGANICS ANALYSIS DATA SHEET
TENTATIVELY IDENTIFIED COMPOUNDS

EPA SAMPLE NO.

MW-5

Lab Name: UPSTATE LABS Contract: ENVIRONM

Lab Code: 10170 Case No.: 01 SAS No.: SDG No.: ENH01

Matrix: (soil/water) WATER Lab Sample ID: 6101022

Sample wt/vol: 5.0 (g/ml) ML Lab File ID: C8047.D

Level: (low/med) LOW Date Received: 3/2/01

% Moisture: not dec. Date Analyzed: 3/7/01

GC Column: RTX-VO ID: 0.53 (mm) Dilution Factor: 1.0

Soil Extract Volume: (uL) Soil Aliquot Volume: (uL)

CONCENTRATION UNITS:
(ug/L or ug/Kg) UG/L

Number TICs found: 0

CAS NO.	COMPOUND NAME	RT	EST. CONC.	Q

0000129

Quantitation Report (QT Reviewed)

Data File : D:\DATA\C8047.D
Acq On : 7 Mar 2001 3:53 pm
Sample : 6101022, EHC, VM3339
Misc : 5MLS
MS Integration Params: rteint.p
Quant Time: Mar 8 8:09 2001

Vial: 11
Operator: K.LOCKER
Inst : #12
Multiplr: 1.00
Quant Results File: C030660.RES

Quant Method : C:\HPCHEM\1\METHODS\C030660.M (RTE Integrator)
Title : VOA 8260 Calibration
Last Update : Wed Mar 07 11:31:06 2001
Response via : Continuing Cal File: D:\DATA\C8039.D
DataAcq Meth : C030660

Internal Standards	R.T.	QIon	Response	Conc	Units	Dev(Min)
1) Pentafluorobenzene	8.51	168	263966	50.00	ug/L	0.03
32) 1,4-Difluorobenzene	11.77	114	288738	50.00	ug/L	0.00
50) Chlorobenzene-d5	18.96	117	216125	50.00	ug/L	0.01
72) 1,4-Dichlorobenzene-d4	23.57	152	137570	50.00	ug/L	0.00
System Monitoring Compounds						
30) Dibromofluoromethane	8.30	113	187005	46.89	ug/L	0.01
Spiked Amount 50.000	Range 86 - 118		Recovery = 93.78%			
44) Toluene-d8	15.79	98	235961	45.38	ug/L	0.00
Spiked Amount 50.000	Range 88 - 110		Recovery = 90.76%			
49) Bromofluorobenzene	21.37	95	229462	46.43	ug/L	0.01
Spiked Amount 50.000	Range 86 - 115		Recovery = 92.86%			
Target Compounds						Qvalue
15) Methylene Chloride	4.59	84	5241	2.96	ug/L	96
22) 2-Butanone	6.95	43	13475	20.43	ug/L #	39
27) Chloroform	7.73	83	5728	1.45	ug/L	99
53) Tetrachloroethene	17.43	166	859501	294.44	ug/L	93

(#) = qualifier out of range (m) = manual integration

Quantitation Report

Data File : D:\DATA\C8047.D
Acq On : 7 Mar 2001 3:53 pm
Sample : 6101022, EHC, VM3339
Misc : 5MLS
MS Integration Params: rteint.p
Quant Time: Mar 8 8:09 2001

Vial: 11
Operator: K.LOCKER
Inst : #12
Multiplr: 1.00

Quant Results File: C030660.RES

Method : C:\HPCHEM\1\METHODS\C030660.M (RTE Integrator)
Title : VOA 8260 Calibration
Last Update : Wed Mar 07 11:31:06 2001
Response via : Continuing Cal File: D:\DATA\C8039.D

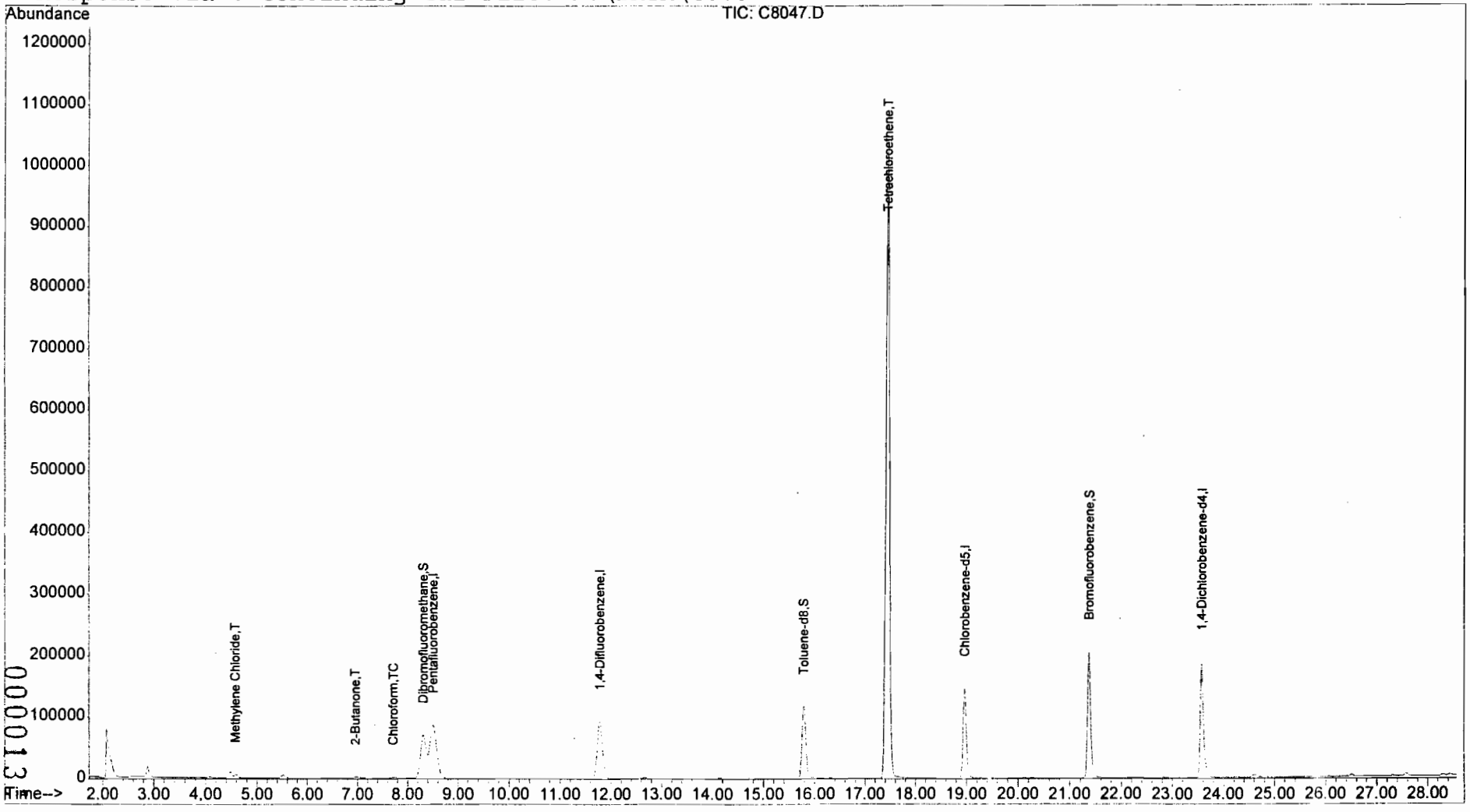

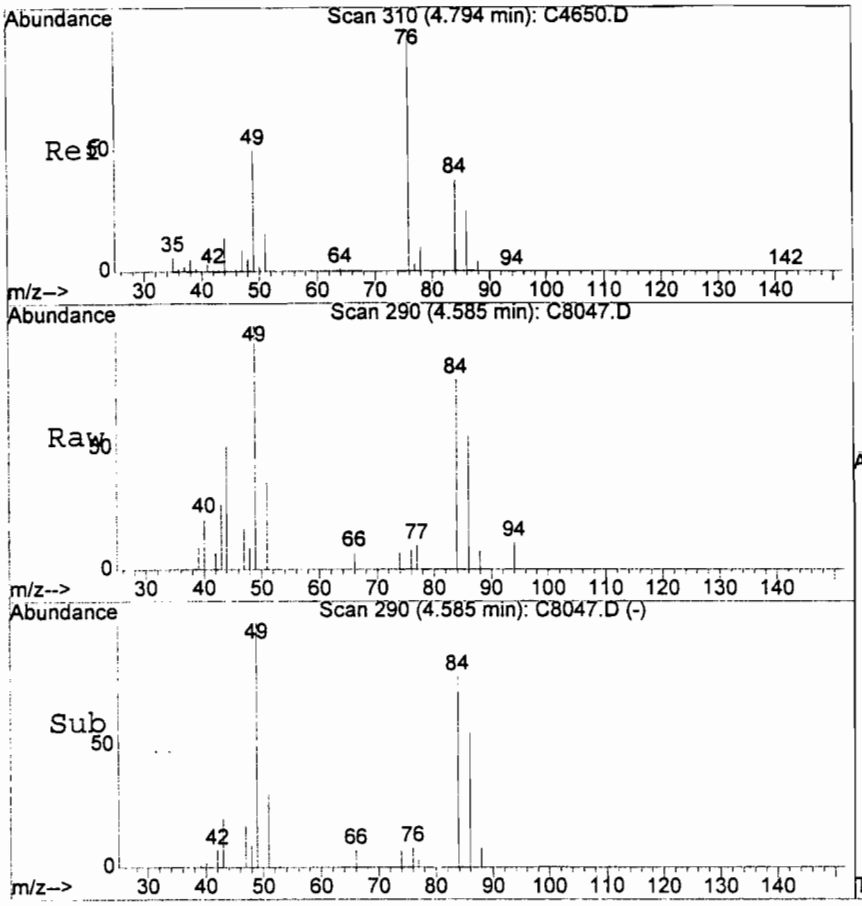

#15
Methylene Chloride
Concen: 2.96 ug/L
RT: 4.59 min Scan# 290
Delta R.T. 0.01 min
Lab File: C8047.D
Acq: 7 Mar 2001 3:53 pm

Tgt Ion: 84 Resp: 5241

Ion	Ratio	Lower	Upper
84	100		
86	66.9	34.9	94.9
49	126.8	103.1	163.1

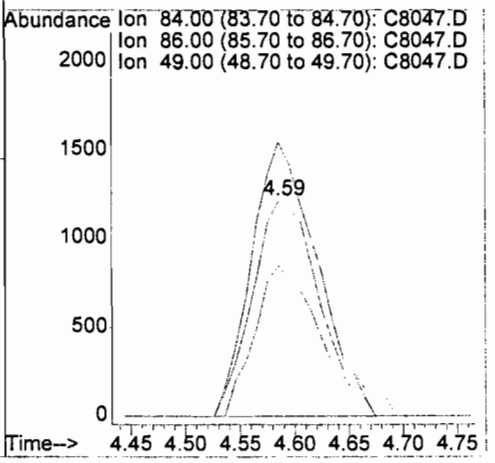

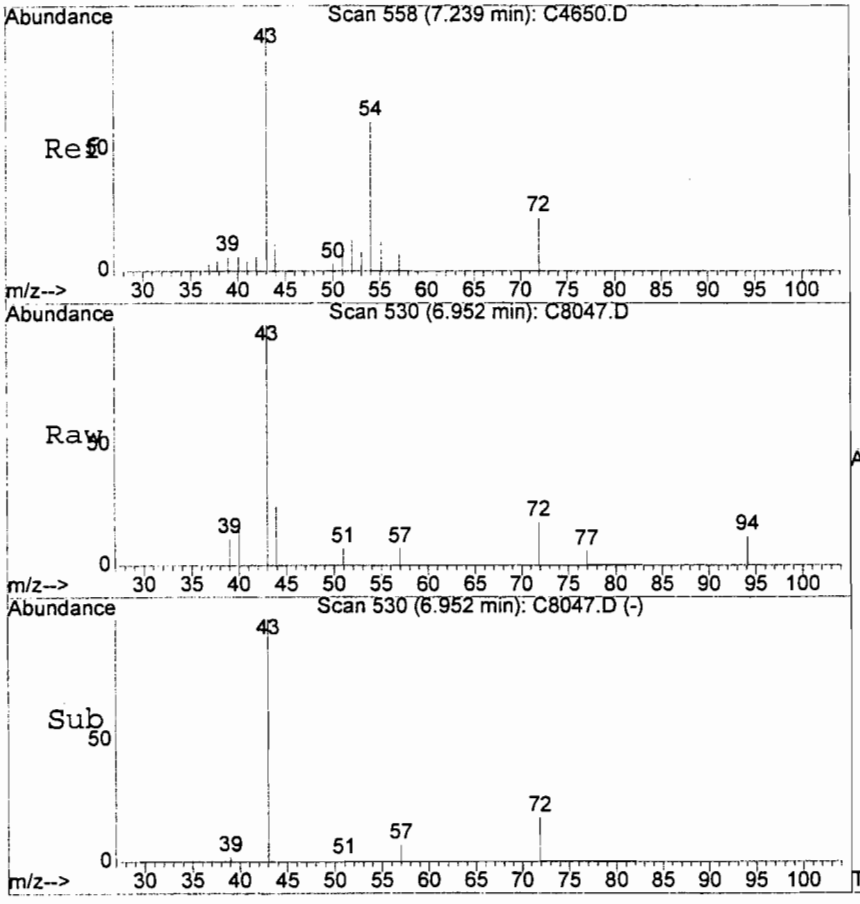

#22
2-Butanone
Concen: 20.43 ug/L
RT: 6.95 min Scan# 530
Delta R.T. 0.06 min
Lab File: C8047.D
Acq: 7 Mar 2001 3:53 pm

Tgt Ion: 43 Resp: 13475

Ion	Ratio	Lower	Upper
43	100		
54	0.0	10.5	110.5#
72	17.2	2.1	42.1

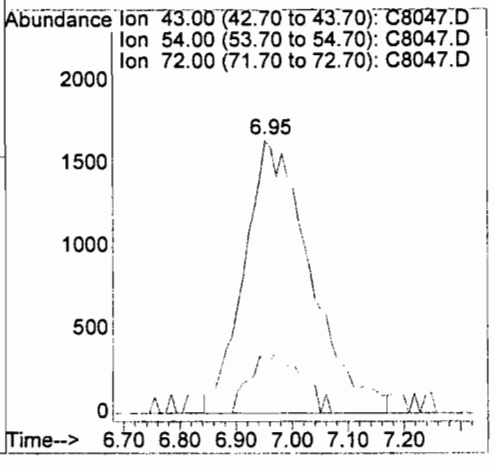

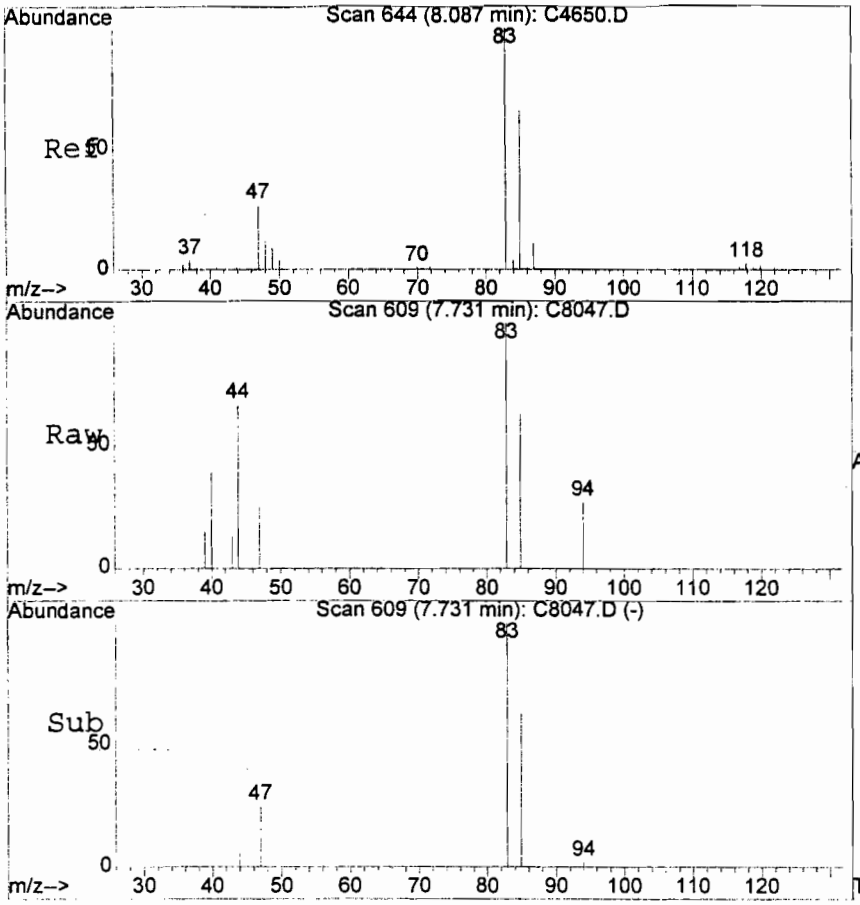

#27
Chloroform
Concen: 1.45 ug/L
RT: 7.73 min Scan# 609
Delta R.T. 0.02 min
Lab File: C8047.D
Acq: 7 Mar 2001 3:53 pm

Tgt Ion: 83 Resp: 5728

Ion	Ratio	Lower	Upper
83	100		
83	100.0	70.0	130.0
85	64.4	36.2	96.2

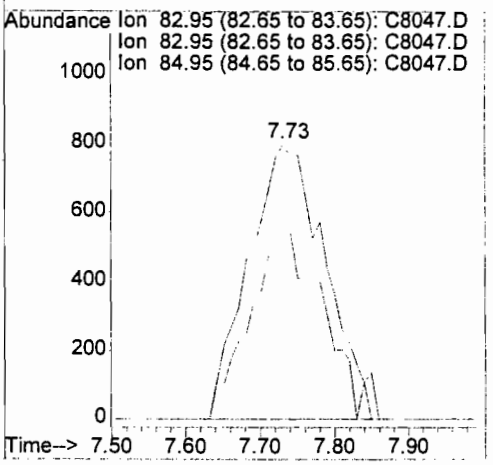

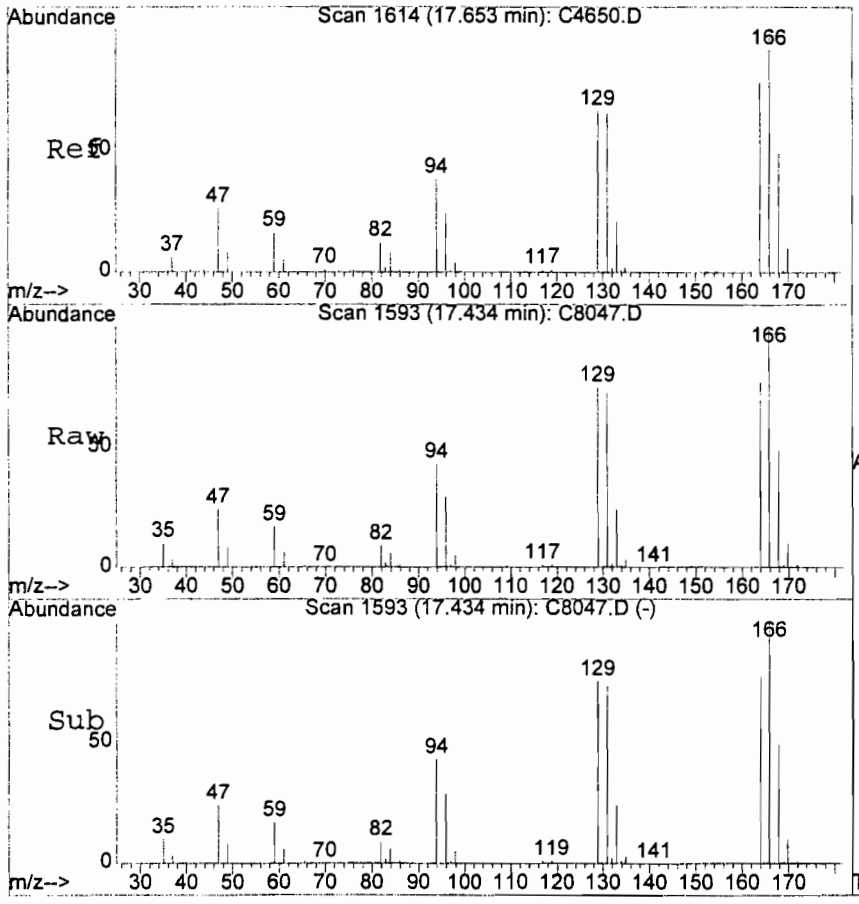

#53
Tetrachloroethene
Concen: 294.44 ug/L
RT: 17.43 min Scan# 1593
Delta R.T. 0.00 min
Lab File: C8047.D
Acq: 7 Mar 2001 3:53 pm

Tgt Ion:166 Resp: 859501

Ion	Ratio	Lower	Upper
166	100		
168	48.6	19.3	79.3
129	74.6	35.7	95.7

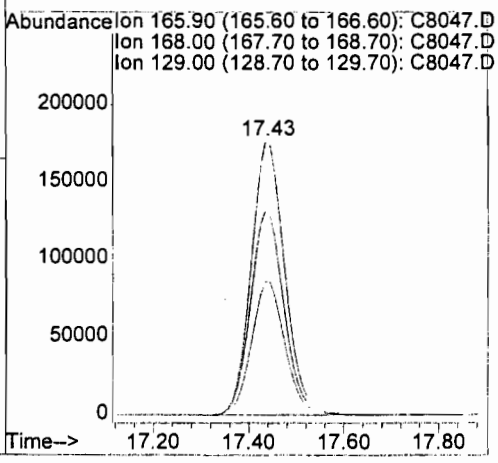

LSC Report - Integrated Chromatogram

File : D:\DATA\C8047.D
Operator : K.LOCKER
Acquired : 7 Mar 2001 3:53 pm using AcqMethod C030660
Instrument : #12
Sample Name: 6101022, EHC, VM3339
Misc Info : 5MLS
Vial Number: 11
Quant File :C030660.RES (RTE Integrator)



C8047.D C030660.M Thu Mar 08 08:44:43 2001 12.0

1A

EPA SAMPLE NO.

VOLATILE ORGANICS ANALYSIS DATA SHEET

MW-2DL

Lab Name: UPSTATE LABS Contract: ENVIRONM

Lab Code: 10170 Case No.: 01 SAS No.: SDG No.: ENH01

Matrix: (soil/water) WATER Lab Sample ID: 6101020DL

Sample wt/vol: 5.0 (g/ml) ML Lab File ID: C8060.D

Level: (low/med) LOW Date Received: 3/2/01

% Moisture: not dec. Date Analyzed: 3/8/01

GC Column: RTX-VO ID: 0.53 (mm) Dilution Factor: 50.0

Soil Extract Volume: (uL) Soil Aliquot Volume: (uL)

CAS NO.	COMPOUND	CONCENTRATION UNITS: (ug/L or ug/Kg) UG/L	Q
74-87-3	Chloromethane	250	U
75-1-4	Vinyl Chloride	250	U
74-83-9	Bromomethane	250	U
75-00-3	Chloroethane	250	U
75-69-4	Trichlorofluoromethane	250	U
67-64-1	Acetone	500	U
75-35-4	1,1-Dichloroethene	250	U
74-88-4	Iodomethane	250	U
75-15-0	Carbon Disulfide	250	U
75-09-2	Methylene Chloride	210	JBD
107-13-1	Acrylonitrile	5000	U
156-60-5	trans-1,2-Dichloroethene	250	U
75-34-33	1,1-Dichloroethane	250	U
108-5-4	Vinyl Acetate	2500	U
78-93-3	2-Butanone	6700	D
156-59-2	cis-1,2-Dichloroethene	250	U
67-66-3	Chloroform	250	U
74-97-5	Bromochloromethane	250	U
71-55-6	1,1,1-Trichloroethane	250	U
56-23-5	Carbon Tetrachloride	250	U
71-43-2	Benzene	250	U
107-06-2	1,2-Dichloroethane	250	U
97-01-6	Trichloroethene	250	U
78-87-5	1,2-Dichloropropane	250	U
75-27-4	Bromodichloromethane	250	U
74-95-3	Dibromomethane	250	U
108-10-1	4-Methyl-2-pentanone	500	U
10061-1-5	cis-1,3-Dichloropropene	250	U
108-88-3	Toluene	250	U
10061-2-6	trans-1,3-Dichloropropene	250	U
79-00-5	1,1,2-Trichloroethane	250	U
591-78-6	2-Hexanone	500	U
127-18-4	Tetrachloroethene	86	JD
124-48-1	Dibromochloromethane	250	U
106-93-4	1,2-Dibromoethane	250	U
108-90-7	Chlorobenzene	250	U
630-20-6	1,1,1,2-Tetrachloroethane	250	U
100-41-4	Ethylbenzene	250	U
108-38-3	m,p-Xylene	250	U

1A

EPA SAMPLE NO.

VOLATILE ORGANICS ANALYSIS DATA SHEET

MW-2DL

Lab Name: UPSTATE LABS Contract: ENVIRONM

Lab Code: 10170 Case No.: 01 SAS No.: SDG No.: ENH01

Matrix: (soil/water) WATER Lab Sample ID: 6101020DL

Sample wt/vol: 5.0 (g/ml) ML Lab File ID: C8060.D

Level: (low/med) LOW Date Received: 3/2/01

% Moisture: not dec. Date Analyzed: 3/8/01

GC Column: RTX-VO ID: 0.53 (mm) Dilution Factor: 50.0

Soil Extract Volume: (uL) Soil Aliquot Volume: (uL)

CONCENTRATION UNITS:

CAS NO.	COMPOUND	(ug/L or ug/Kg) UG/L	Q
95-47-6	o-Xylene	250	U
100-42-5	Styrene	250	U
75-25-2	Bromoform	250	U
79-34-5	1,1,2,2-Tetrachloroethane	250	U
96-18-4	1,2,3-Trichloropropane	250	U
110-57-6	1,4-Dichloro-2-butene	500	U
541-73-1	1,3-Dichlorobenzene	250	U
106-46-7	1,4-Dichlorobenzene	250	U
95-50-1	1,2-Dichlorobenzene	250	U
96-12-8	1,2-Dibromo-3-chloro-propane	500	U

1E

VOLATILE ORGANICS ANALYSIS DATA SHEET
TENTATIVELY IDENTIFIED COMPOUNDS

EPA SAMPLE NO.

MW-2DL

Lab Name: UPSTATE LABS Contract: ENVIRONM

Lab Code: 10170 Case No.: 01 SAS No.: SDG No.: ENH01

Matrix: (soil/water) WATER Lab Sample ID: 6101020DL

Sample wt/vol: 5.0 (g/ml) ML Lab File ID: C8060.D

Level: (low/med) LOW Date Received: 3/2/01

% Moisture: not dec. Date Analyzed: 3/8/01

GC Column: RTX-VO ID: 0.53 (mm) Dilution Factor: 50.0

Soil Extract Volume: (uL) Soil Aliquot Volume: (uL)

CONCENTRATION UNITS:
(ug/L or ug/Kg) UG/L

Number TICs found: 0

CAS NO.	COMPOUND NAME	RT	EST. CONC.	Q

0000137

Quantitation Report (QT Reviewed)

Data File : D:\DATA\C8060.D
Acq On : 8 Mar 2001 12:36 pm
Sample : 6101020DL EHC, VM3341
Misc : 100ULS/5MLS
MS Integration Params: rteint.p
Quant Time: Mar 9 7:32 2001

Vial: 5
Operator: K.LOCKER
Inst : #12
Multiplr: 1.00
Quant Results File: C030660.RES

Quant Method : C:\HPCHEM\1\METHODS\C030660.M (RTE Integrator)
Title : VOA 8260 Calibration
Last Update : Thu Mar 08 11:01:00 2001
Response via : Continuing Cal File: D:\DATA\C8057.D
DataAcq Meth : C030660

Internal Standards	R.T.	QIon	Response	Conc	Units	Dev(Min)
1) Pentafluorobenzene	8.52	168	256456	50.00	ug/L	0.03
32) 1,4-Difluorobenzene	11.79	114	277686	50.00	ug/L	0.01
50) Chlorobenzene-d5	18.96	117	210487	50.00	ug/L	0.00
72) 1,4-Dichlorobenzene-d4	23.58	152	132545	50.00	ug/L	0.00
System Monitoring Compounds						
30) Dibromofluoromethane	8.31	113	188609	52.73	ug/L	0.02
Spiked Amount 50.000	Range 86 - 118		Recovery = 105.46%			
44) Toluene-d8	15.80	98	239794	51.89	ug/L	0.00
Spiked Amount 50.000	Range 88 - 110		Recovery = 103.78%			
49) Bromofluorobenzene	21.37	95	237285	53.57	ug/L	0.00
Spiked Amount 50.000	Range 86 - 115		Recovery = 107.14%			
Target Compounds						Qvalue
15) Methylene Chloride	4.59	84	6773	4.16	ug/L	99
22) 2-Butanone	6.91	43	84812	133.77	ug/L #	41
53) Tetrachloroethene	17.44	166	4772	1.72	ug/L	93

(#) = qualifier out of range (m) = manual integration

0000158

Quantitation Report

Data File : D:\DATA\C8060.D
Acq On : 8 Mar 2001 12:36 pm
Sample : 6101020, EHC, VM3341
Misc : 100ULS/5MLS
MS Integration Params: rteint.p
Quant Time: Mar 9 7:32 2001

Vial: 5
Operator: K.LOCKER
Inst : #12
Multiplr: 1.00

Quant Results File: C030660.RES

Method : C:\HPCHEM\1\METHODS\C030660.M (RTE Integrator)
Title : VOA 8260 Calibration
Last Update : Thu Mar 08 11:01:00 2001
Response via : Continuing Cal File: D:\DATA\C8057.D

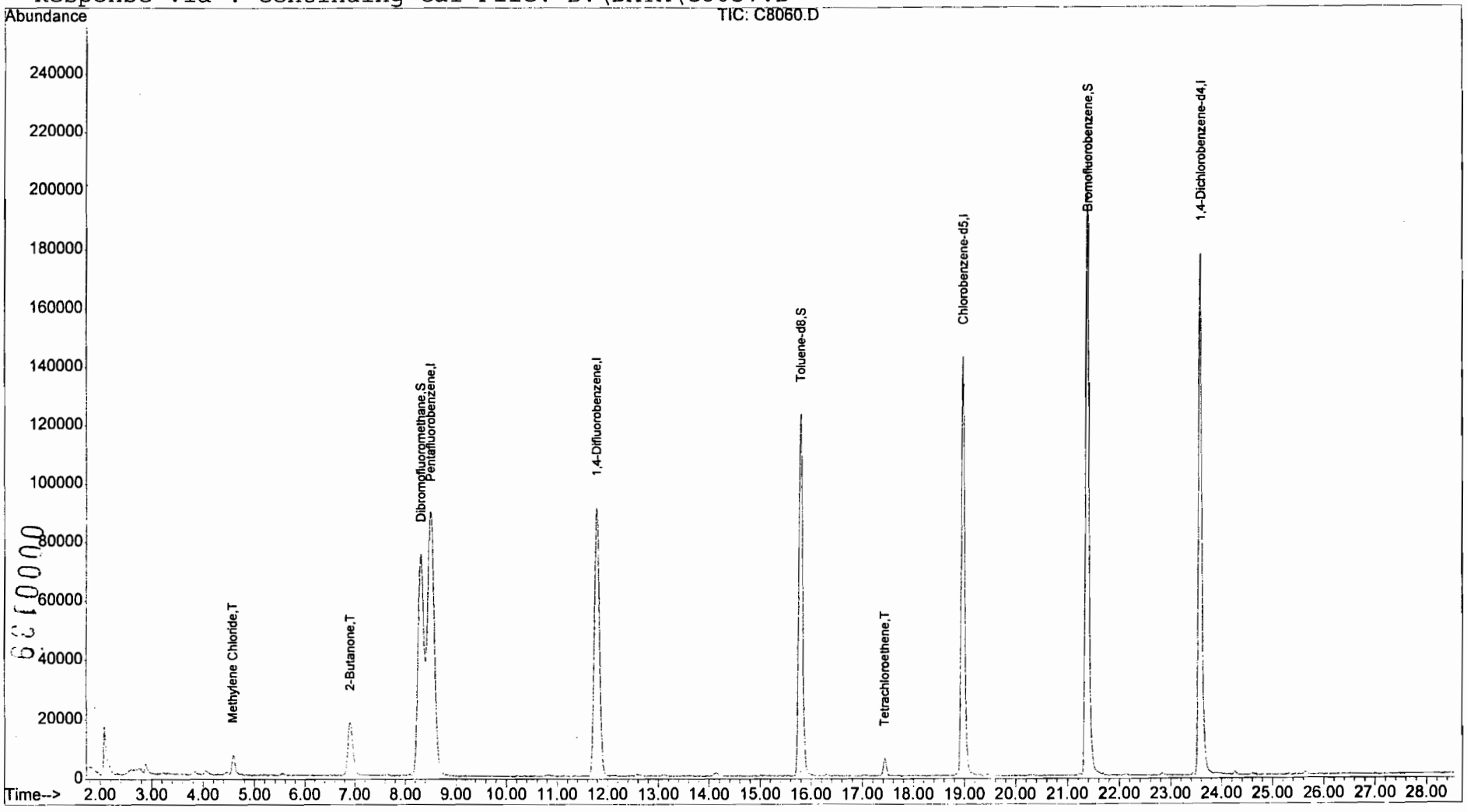

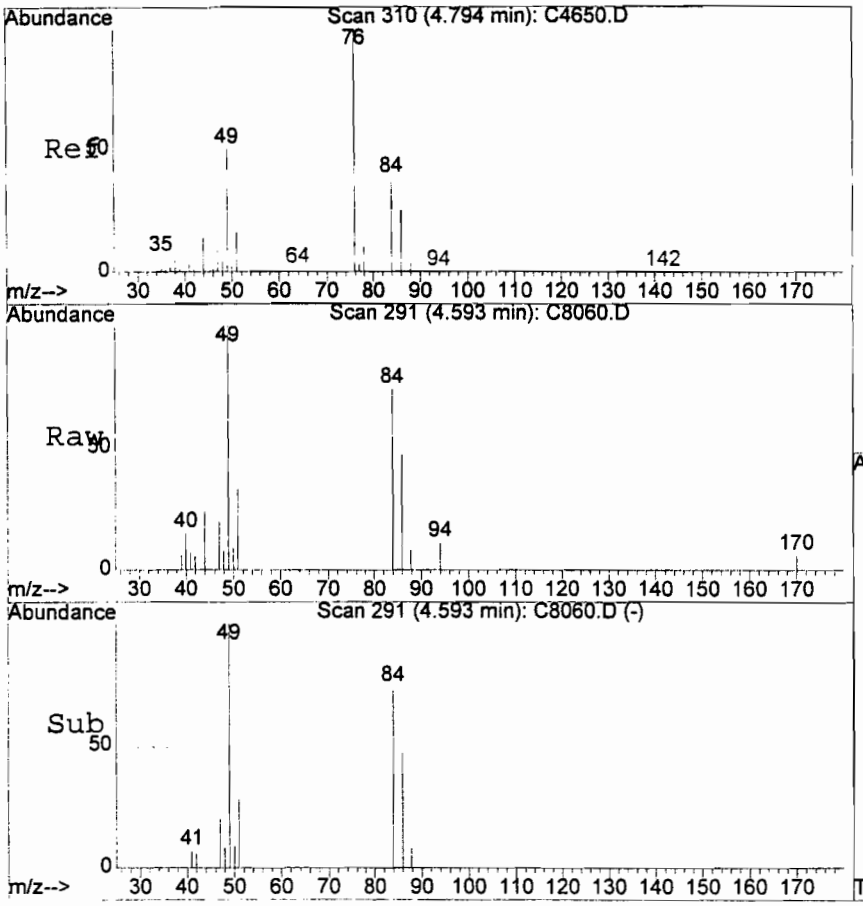

#15
Methylene Chloride
Concen: 4.16 ug/L
RT: 4.59 min Scan# 291
Delta R.T. 0.01 min
Lab File: C8060.D
Acq: 8 Mar 2001 12:36 pm

Tgt Ion: 84 Resp: 6773

Ion	Ratio	Lower	Upper
84	100		
86	63.7	34.9	94.9
49	133.8	103.1	163.1

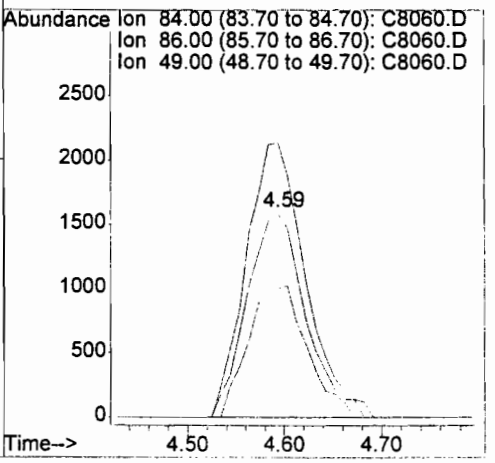

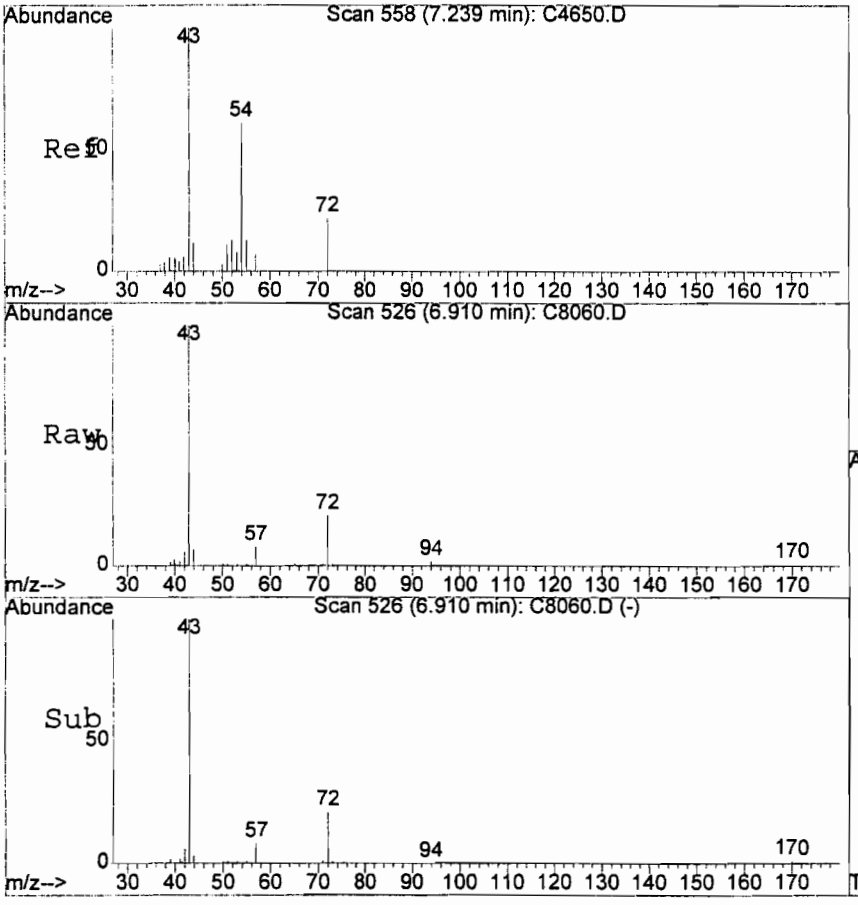

#22
2-Butanone
Concen: 133.77 ug/L
RT: 6.91 min Scan# 526
Delta R.T. 0.02 min
Lab File: C8060.D
Acq: 8 Mar 2001 12:36 pm

Tgt Ion: 43 Resp: 84812

Ion	Ratio	Lower	Upper
43	100		
54	0.0	10.5	110.5#
72	21.2	2.1	42.1

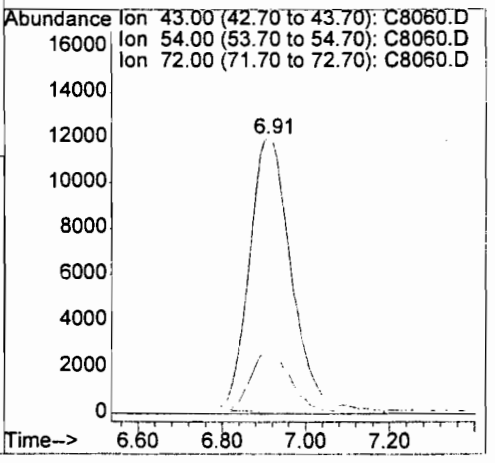

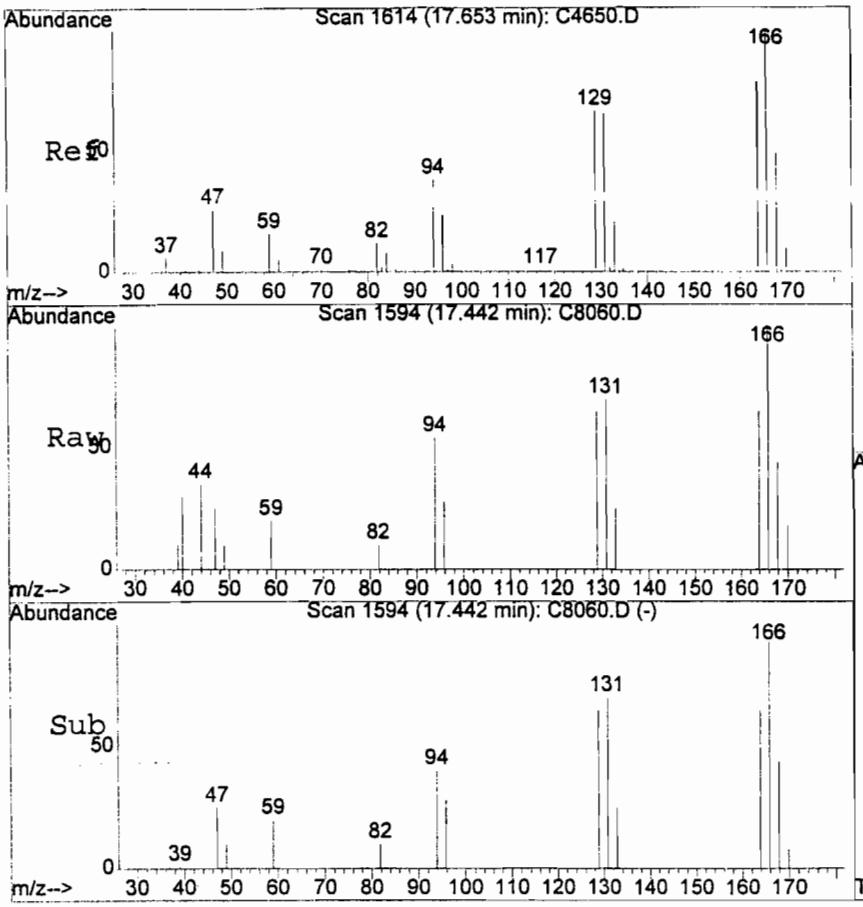

#53
Tetrachloroethene
Concen: 1.72 ug/L
RT: 17.44 min Scan# 1594
Delta R.T. 0.01 min
Lab File: C8060.D
Acq: 8 Mar 2001 12:36 pm

Tgt Ion:166 Resp: 4772

Ion	Ratio	Lower	Upper
166	100		
168	48.0	19.3	79.3
129	74.1	35.7	95.7

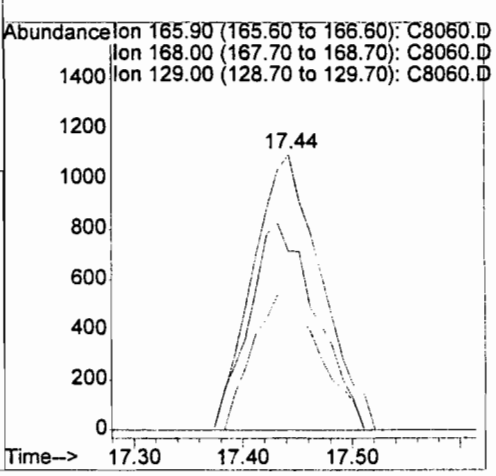

0000141

LSC Report - Integrated Chromatogram

File : D:\DATA\C8060.D
Operator : K.LOCKER
Acquired : 8 Mar 2001 12:36 pm using AcqMethod C030660
Instrument : #12
Sample Name: 6101020, EHC, VM3341
Misc Info : 100ULS/5MLS
Vial Number: 5
Quant File :C030660.RES (RTE Integrator)

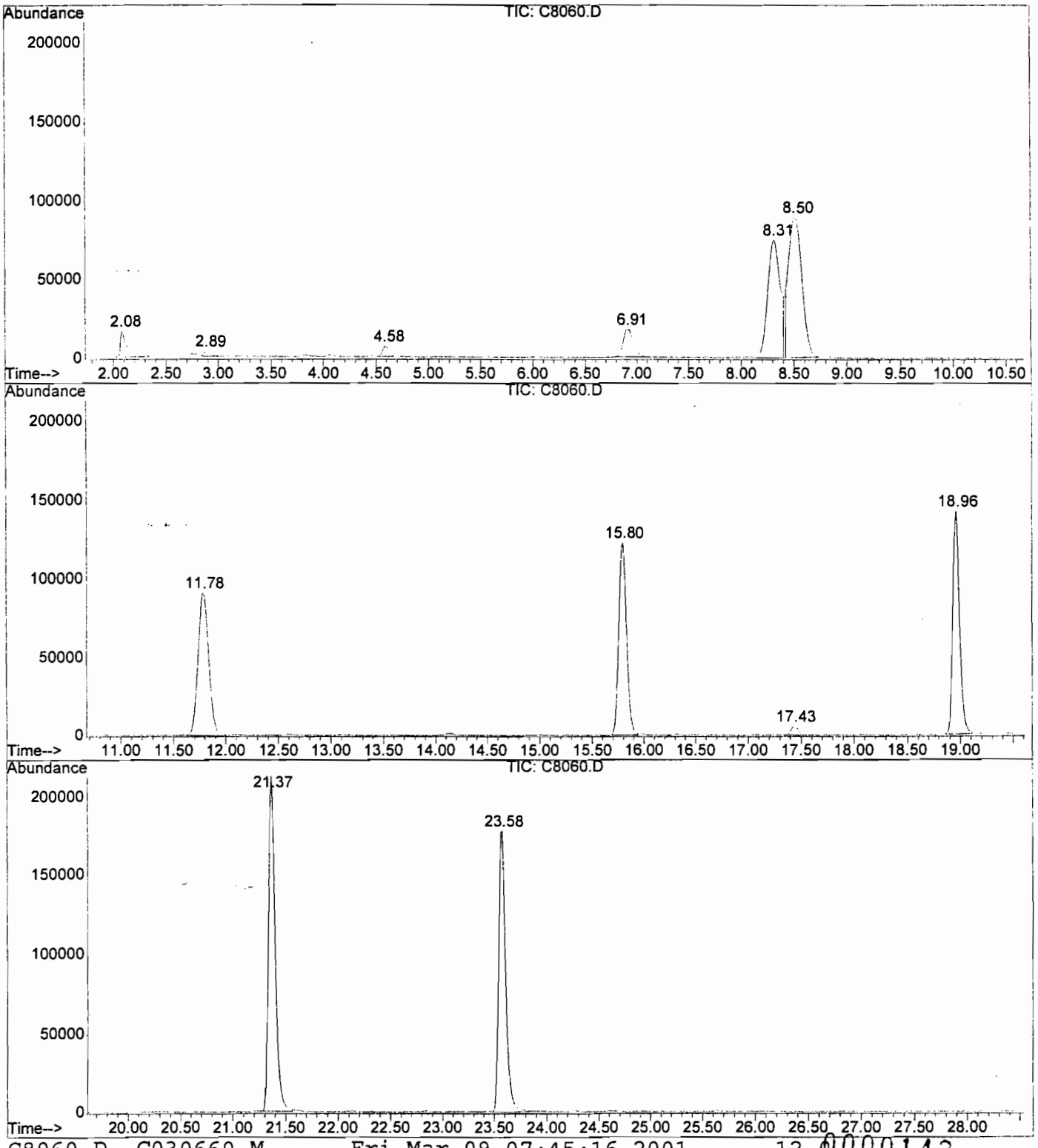

C8060.D C030660.M Fri Mar 09 07:45:16 2001 12.0

1A

EPA SAMPLE NO.

VOLATILE ORGANICS ANALYSIS DATA SHEET

MW-5DL

Lab Name: UPSTATE LABS Contract: ENVIRONM

Lab Code: 10170 Case No.: 01 SAS No.: SDG No.: ENH01

Matrix: (soil/water) WATER Lab Sample ID: 6101022DL

Sample wt/vol: 5.0 (g/ml) ML Lab File ID: C8062.D

Level: (low/med) LOW Date Received: 3/2/01

% Moisture: not dec. Date Analyzed: 3/8/01

GC Column: RTX-VO ID: 0.53 (mm) Dilution Factor: 2.0

Soil Extract Volume: (uL) Soil Aliquot Volume: (uL)

CONCENTRATION UNITS:

CAS NO.	COMPOUND	(ug/L or ug/Kg) UG/L	Q
74-87-3	Chloromethane	10	U
75-1-4	Vinyl Chloride	10	U
74-83-9	Bromomethane	10	U
75-00-3	Chloroethane	10	U
75-69-4	Trichlorofluoromethane	10	U
67-64-1	Acetone	20	U
75-35-4	1,1-Dichloroethene	10	U
74-88-4	Iodomethane	10	U
75-15-0	Carbon Disulfide	10	U
75-09-2	Methylene Chloride	6	JBD
107-13-1	Acrylonitrile	200	U
156-60-5	trans-1,2-Dichloroethene	10	U
75-34-33	1,1-Dichloroethane	10	U
108-5-4	Vinyl Acetate	100	U
78-93-3	2-Butanone	31	D
156-59-2	cis-1,2-Dichloroethene	10	U
67-66-3	Chloroform	10	U
74-97-5	Bromochloromethane	10	U
71-55-6	1,1,1-Trichloroethane	10	U
56-23-5	Carbon Tetrachloride	10	U
71-43-2	Benzene	10	U
107-06-2	1,2-Dichloroethane	10	U
97-01-6	Trichloroethene	10	U
78-87-5	1,2-Dichloropropane	10	U
75-27-4	Bromodichloromethane	10	U
74-95-3	Dibromomethane	10	U
108-10-1	4-Methyl-2-pentanone	20	U
10061-1-5	cis-1,3-Dichloropropene	10	U
108-88-3	Toluene	10	U
10061-2-6	trans-1,3-Dichloropropene	10	U
79-00-5	1,1,2-Trichloroethane	10	U
591-78-6	2-Hexanone	20	U
127-18-4	Tetrachloroethene	280	D
124-48-1	Dibromochloromethane	10	U
106-93-4	1,2-Dibromoethane	10	U
108-90-7	Chlorobenzene	10	U
630-20-6	1,1,1,2-Tetrachloroethane	10	U
100-41-4	Ethylbenzene	10	U
108-38-3	m,p-Xylene	10	U

1A

EPA SAMPLE NO.

VOLATILE ORGANICS ANALYSIS DATA SHEET

MW-5DL

Lab Name: UPSTATE LABS Contract: ENVIRONM

Lab Code: 10170 Case No.: 01 SAS No.: SDG No.: ENH01

Matrix: (soil/water) WATER Lab Sample ID: 6101022DL

Sample wt/vol: 5.0 (g/ml) ML Lab File ID: C8062.D

Level: (low/med) LOW Date Received: 3/2/01

% Moisture: not dec. Date Analyzed: 3/8/01

GC Column: RTX-VO ID: 0.53 (mm) Dilution Factor: 2.0

Soil Extract Volume: (uL) Soil Aliquot Volume: (uL)

CAS NO.	COMPOUND	CONCENTRATION UNITS: (ug/L or ug/Kg) UG/L	Q
95-47-6	o-Xylene	10	U
100-42-5	Styrene	10	U
75-25-2	Bromoform	10	U
79-34-5	1,1,2,2-Tetrachloroethane	10	U
96-18-4	1,2,3-Trichloropropane	10	U
110-57-6	1,4-Dichloro-2-butene	20	U
541-73-1	1,3-Dichlorobenzene	10	U
106-46-7	1,4-Dichlorobenzene	10	U
95-50-1	1,2-Dichlorobenzene	10	U
96-12-8	1,2-Dibromo-3-chloro-propane	20	U

1E

VOLATILE ORGANICS ANALYSIS DATA SHEET
TENTATIVELY IDENTIFIED COMPOUNDS

EPA SAMPLE NO.

MW-5DL

Lab Name: UPSTATE LABS Contract: ENVIRONM

Lab Code: 10170 Case No.: 01 SAS No.: SDG No.: ENH01

Matrix: (soil/water) WATER Lab Sample ID: 6101022DL

Sample wt/vol: 5.0 (g/ml) ML Lab File ID: C8062.D

Level: (low/med) LOW Date Received: 3/2/01

% Moisture: not dec. Date Analyzed: 3/8/01

GC Column: RTX-VO ID: 0.53 (mm) Dilution Factor: 2.0

Soil Extract Volume: (uL) Soil Aliquot Volume: (uL)

CONCENTRATION UNITS:
(ug/L or ug/Kg) UG/L

Number TICs found: 0

CAS NO.	COMPOUND NAME	RT	EST. CONC.	Q

Quantitation Report (QT Reviewed)

Data File : D:\DATA\C8062.D
Acq On : 8 Mar 2001 1:47 pm
Sample : 6101022D-EHC, VM3341
Misc : 2.5MLS/5MLS
MS Integration Params: rteint.p
Quant Time: Mar 9 7:34 2001

Vial: 7
Operator: K.LOCKER
Inst : #12
Multiplr: 1.00
Quant Results File: C030660.RES

Quant Method : C:\HPCHEM\1\METHODS\C030660.M (RTE Integrator)
Title : VOA 8260 Calibration
Last Update : Thu Mar 08 11:01:00 2001
Response via : Continuing Cal File: D:\DATA\C8057.D
DataAcq Meth : C030660

Internal Standards	R.T.	QIon	Response	Conc	Units	Dev(Min)
1) Pentafluorobenzene	8.51	168	259284	50.00	ug/L	0.03
32) 1,4-Difluorobenzene	11.79	114	279448	50.00	ug/L	0.01
50) Chlorobenzene-d5	18.96	117	210335	50.00	ug/L	0.00
72) 1,4-Dichlorobenzene-d4	23.57	152	129936	50.00	ug/L	0.00
System Monitoring Compounds						
30) Dibromofluoromethane	8.32	113	182635	50.51	ug/L	0.03
Spiked Amount 50.000	Range 86 - 118		Recovery = 101.02%			
44) Toluene-d8	15.79	98	233373	50.19	ug/L	0.00
Spiked Amount 50.000	Range 88 - 110		Recovery = 100.38%			
49) Bromofluorobenzene	21.36	95	227940	51.13	ug/L	0.00
Spiked Amount 50.000	Range 86 - 115		Recovery = 102.26%			
Target Compounds						Qvalue
15) Methylene Chloride	4.60	84	4888	2.97	ug/L	97
22) 2-Butanone	6.93	43	10027	15.64	ug/L #	39
53) Tetrachloroethene	17.44	166	393130	141.51	ug/L	93

(#) = qualifier out of range (m) = manual integration

Quantitation Report

Data File : D:\DATA\C8062.D
Acq On : 8 Mar 2001 1:47 pm
Sample : 6101022, EHC, VM3341
Misc : 2.5MLS/5MLS
MS Integration Params: rteint.p
Quant Time: Mar 9 7:34 2001

Vial: 7
Operator: K.LOCKER
Inst : #12
Multiplr: 1.00

Quant Results File: C030660.RES

Method : C:\HPCHEM\1\METHODS\C030660.M (RTE Integrator)
Title : VOA 8260 Calibration
Last Update : Thu Mar 08 11:01:00 2001
Response via : Continuing Cal File: D:\DATA\C8057.D

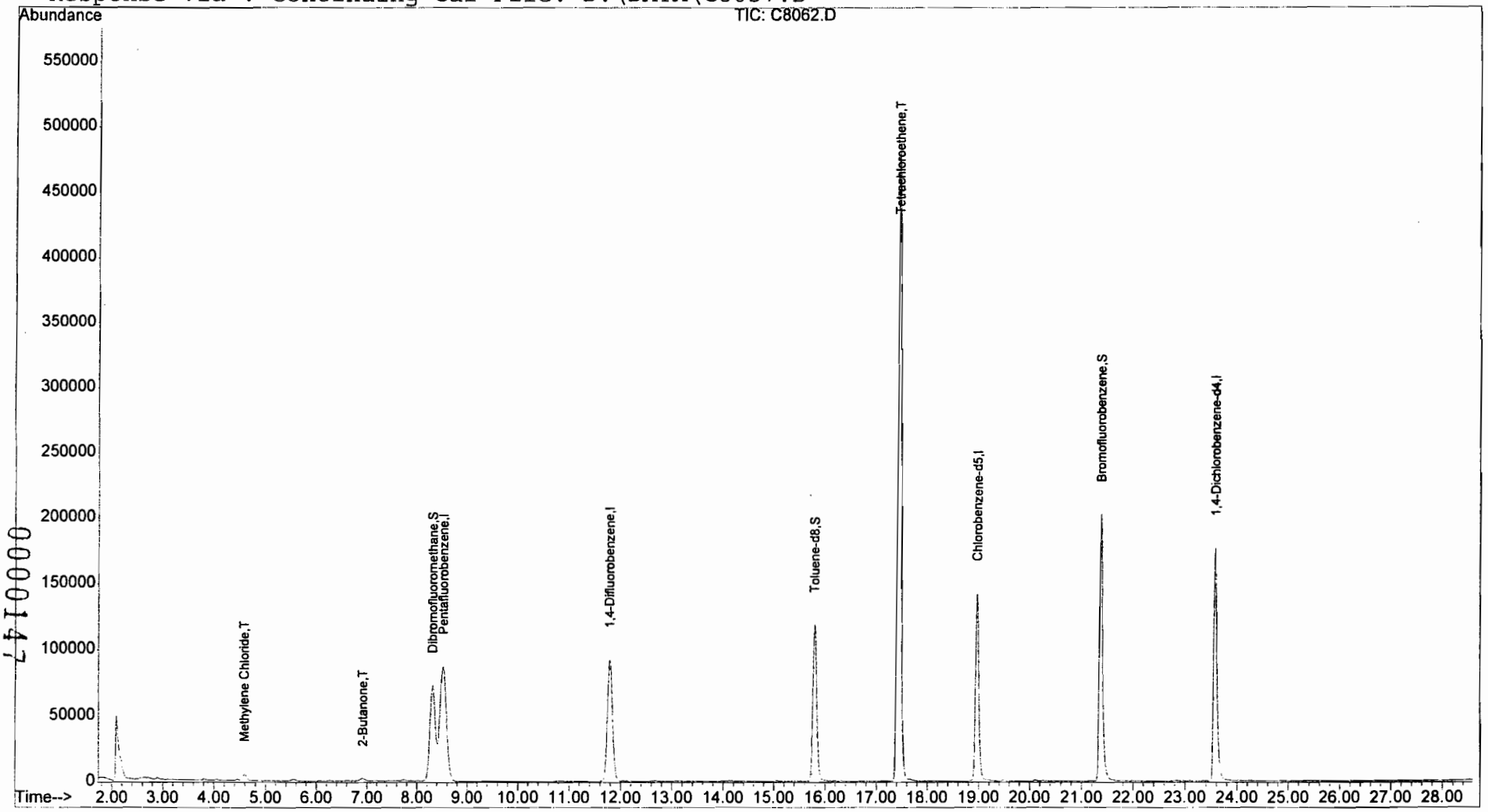

000147

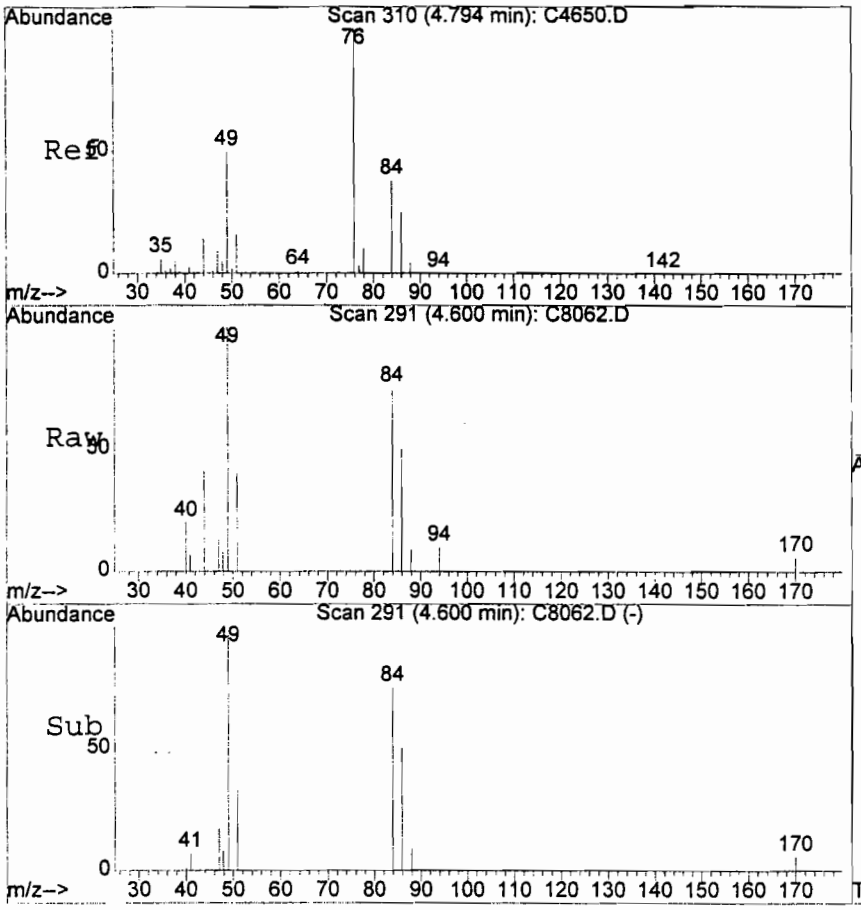

#15
Methylene Chloride
Concen: 2.97 ug/L
RT: 4.60 min Scan# 291
Delta R.T. 0.02 min
Lab File: C8062.D
Acq: 8 Mar 2001 1:47 pm

Tgt Ion: 84 Resp: 4888

Ion	Ratio	Lower	Upper
84	100		
86	67.5	34.9	94.9
49	135.9	103.1	163.1

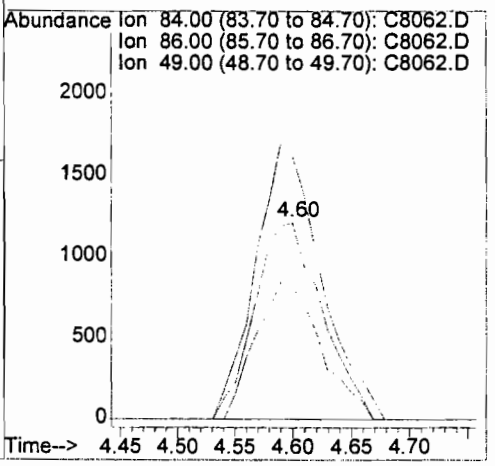

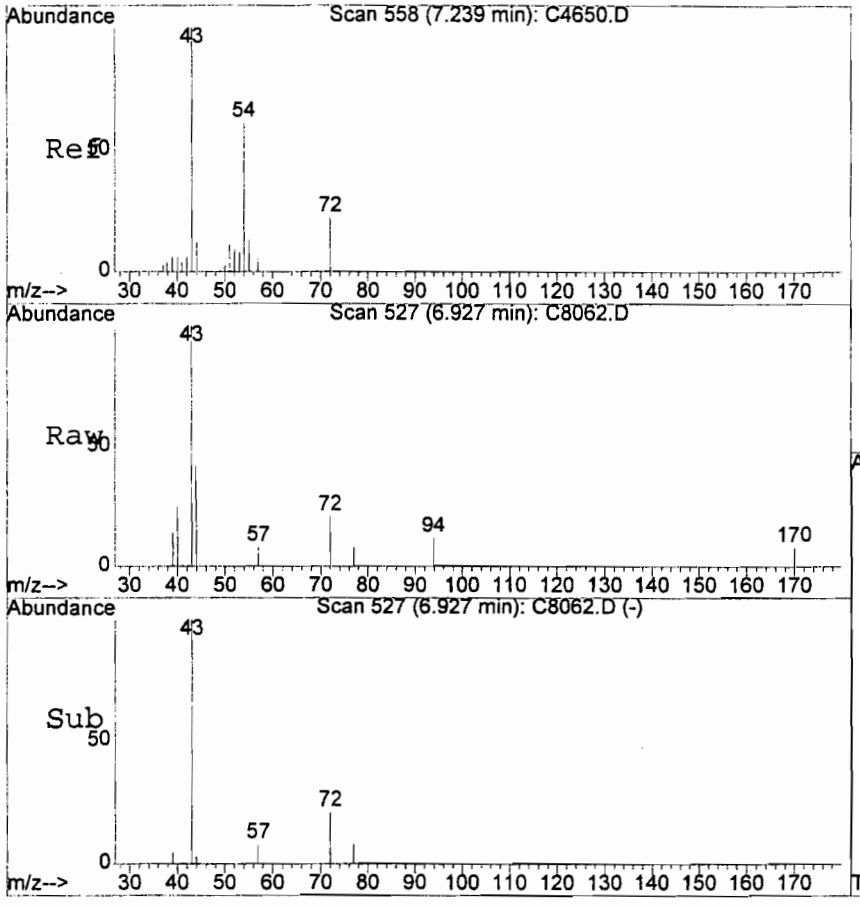

#22
2-Butanone
Concen: 15.64 ug/L
RT: 6.93 min Scan# 527
Delta R.T. 0.04 min
Lab File: C8062.D
Acq: 8 Mar 2001 1:47 pm

Tgt Ion: 43 Resp: 10027

Ion	Ratio	Lower	Upper
43	100		
54	0.0	10.5	110.5#
72	17.0	2.1	42.1

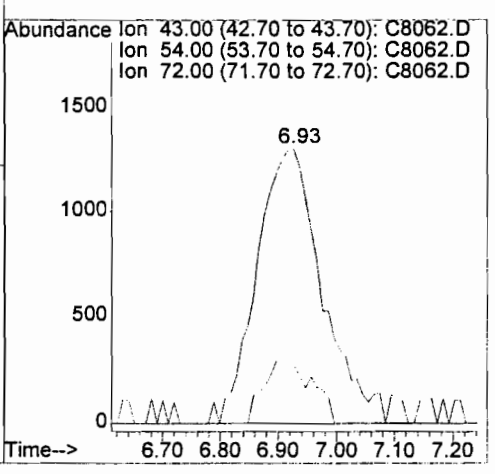

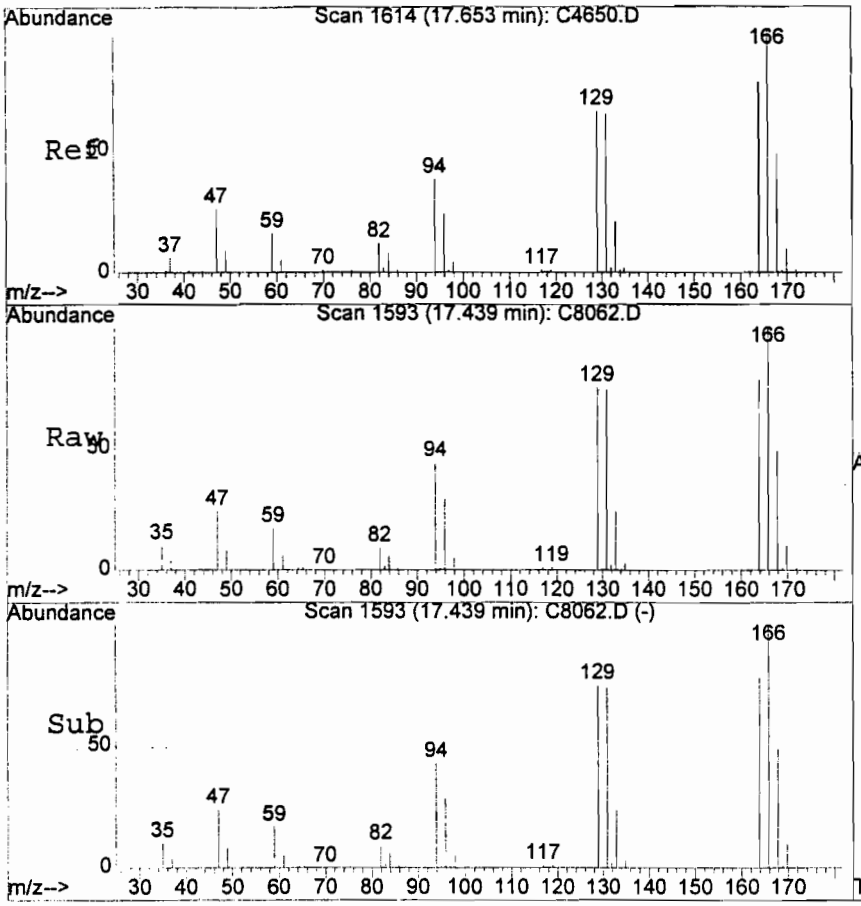

#53
Tetrachloroethene
Concen: 141.51 ug/L
RT: 17.44 min Scan# 1593
Delta R.T. 0.00 min
Lab File: C8062.D
Acq: 8 Mar 2001 1:47 pm

Tgt Ion:166 Resp: 393130

Ion	Ratio	Lower	Upper
166	100		
168	48.6	19.3	79.3
129	75.2	35.7	95.7

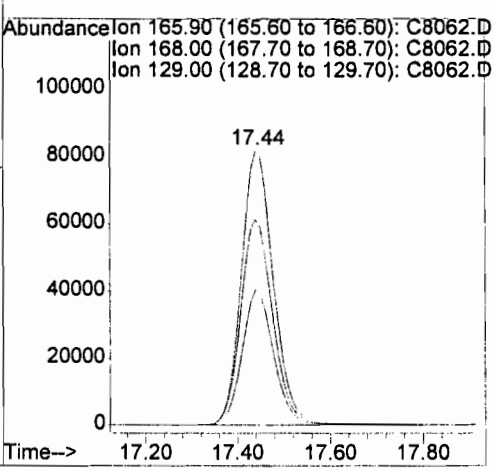

0000149

LSC Report - Integrated Chromatogram

File : D:\DATA\C8062.D
Operator : K.LOCKER
Acquired : 8 Mar 2001 1:47 pm using AcqMethod C030660
Instrument : #12
Sample Name: 6101022, EHC, VM3341
Misc Info : 2.5MLS/5MLS
Vial Number: 7
Quant File :C030660.RES (RTE Integrator)

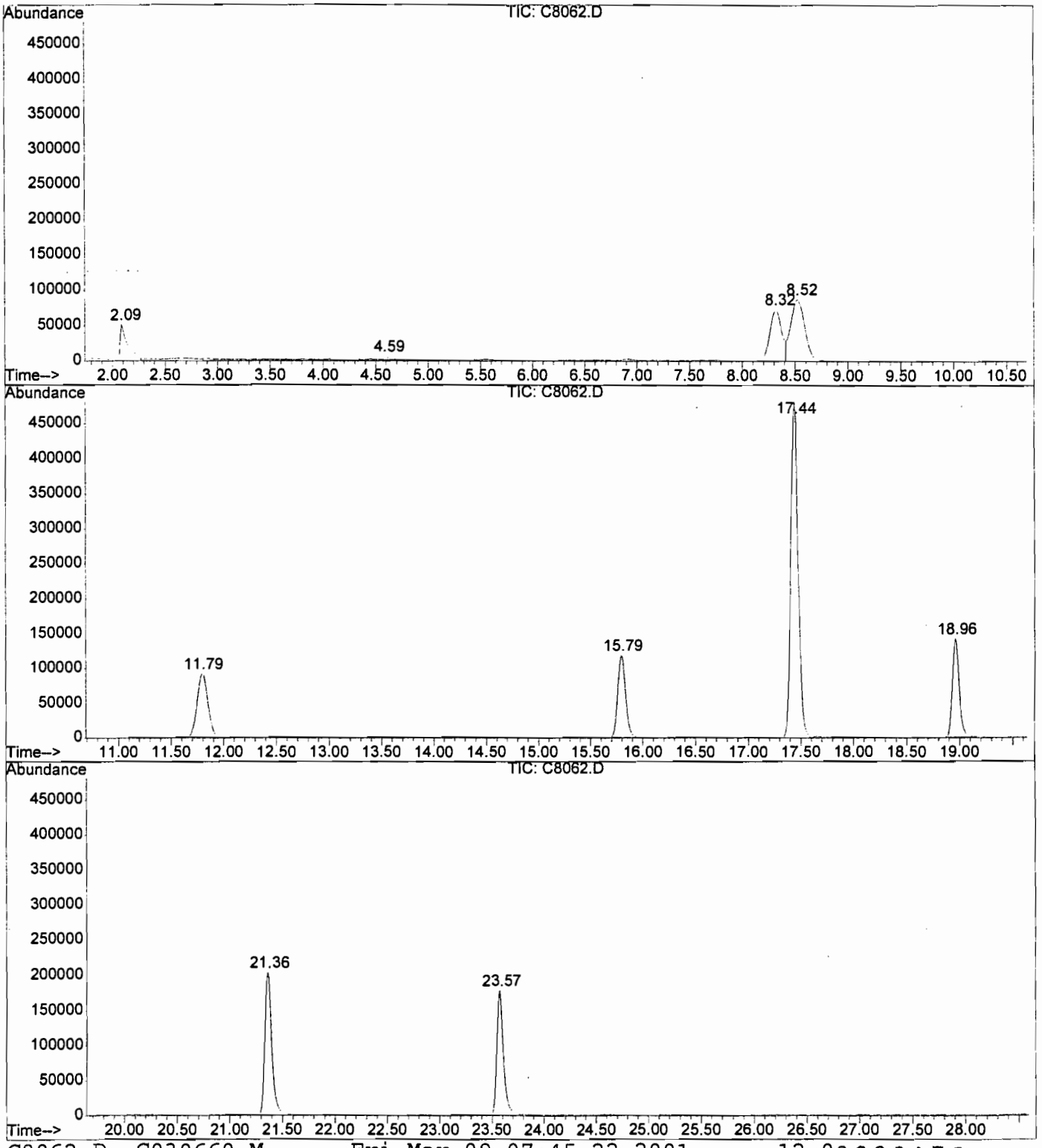

1A

EPA SAMPLE NO.

VOLATILE ORGANICS ANALYSIS DATA SHEET

MW-4

Lab Name: UPSTATE LABS Contract: ENVIRONM

Lab Code: 10170 Case No.: 01 SAS No.: SDG No.: ENH01

Matrix: (soil/water) WATER Lab Sample ID: 6101021

Sample wt/vol: 5.0 (g/ml) ML Lab File ID: C8064.D

Level: (low/med) LOW Date Received: 3/2/01

% Moisture: not dec. Date Analyzed: 3/8/01

GC Column: RTX-VO ID: 0.53 (mm) Dilution Factor: 1.0

Soil Extract Volume: (uL) Soil Aliquot Volume: (uL)

CONCENTRATION UNITS:

CAS NO.	COMPOUND	(ug/L or ug/Kg) UG/L	Q
74-87-3	Chloromethane	5	U
75-1-4	Vinyl Chloride	5	U
74-83-9	Bromomethane	5	U
75-00-3	Chloroethane	5	U
75-69-4	Trichlorofluoromethane	5	U
67-64-1	Acetone	10	U
75-35-4	1,1-Dichloroethene	5	U
74-88-4	Iodomethane	5	U
75-15-0	Carbon Disulfide	5	U
75-09-2	Methylene Chloride	5	U
107-13-1	Acrylonitrile	100	U
156-60-5	trans-1,2-Dichloroethene	5	U
75-34-33	1,1-Dichloroethane	5	U
108-5-4	Vinyl Acetate	50	U
78-93-3	2-Butanone	10	U
156-59-2	cis-1,2-Dichloroethene	5	U
67-66-3	Chloroform	5	U
74-97-5	Bromochloromethane	5	U
71-55-6	1,1,1-Trichloroethane	5	U
56-23-5	Carbon Tetrachloride	5	U
71-43-2	Benzene	5	U
107-06-2	1,2-Dichloroethane	5	U
97-01-6	Trichloroethene	5	U
78-87-5	1,2-Dichloropropane	5	U
75-27-4	Bromodichloromethane	5	U
74-95-3	Dibromomethane	5	U
108-10-1	4-Methyl-2-pentanone	10	U
10061-1-5	cis-1,3-Dichloropropene	5	U
108-88-3	Toluene	5	U
10061-2-6	trans-1,3-Dichloropropene	5	U
79-00-5	1,1,2-Trichloroethane	5	U
591-78-6	2-Hexanone	10	U
127-18-4	Tetrachloroethene	5	U
124-48-1	Dibromochloromethane	5	U
106-93-4	1,2-Dibromoethane	5	U
108-90-7	Chlorobenzene	5	U
630-20-6	1,1,1,2-Tetrachloroethane	5	U
100-41-4	Ethylbenzene	5	U
108-38-3	m,p-Xylene	5	U

1A

EPA SAMPLE NO.

VOLATILE ORGANICS ANALYSIS DATA SHEET

MW-4

Lab Name: UPSTATE LABS Contract: ENVIRONM

Lab Code: 10170 Case No.: 01 SAS No.: SDG No.: ENH01

Matrix: (soil/water) WATER Lab Sample ID: 6101021

Sample wt/vol: 5.0 (g/ml) ML Lab File ID: C8064.D

Level: (low/med) LOW Date Received: 3/2/01

% Moisture: not dec. Date Analyzed: 3/8/01

GC Column: RTX-VO ID: 0.53 (mm) Dilution Factor: 1.0

Soil Extract Volume: (uL) Soil Aliquot Volume: (uL)

CONCENTRATION UNITS:

CAS NO.	COMPOUND	(ug/L or ug/Kg) UG/L	Q
95-47-6	o-Xylene	5	U
100-42-5	Styrene	5	U
75-25-2	Bromoform	5	U
79-34-5	1,1,2,2-Tetrachloroethane	5	U
96-18-4	1,2,3-Trichloropropane	5	U
110-57-6	1,4-Dichloro-2-butene	10	U
541-73-1	1,3-Dichlorobenzene	5	U
106-46-7	1,4-Dichlorobenzene	5	U
95-50-1	1,2-Dichlorobenzene	5	U
96-12-8	1,2-Dibromo-3-chloro-propane	10	U

1E

VOLATILE ORGANICS ANALYSIS DATA SHEET
TENTATIVELY IDENTIFIED COMPOUNDS

EPA SAMPLE NO.

MW-4

Lab Name: UPSTATE LABS Contract: ENVIRONM

Lab Code: 10170 Case No.: 01 SAS No.: SDG No.: ENH01

Matrix: (soil/water) WATER Lab Sample ID: 6101021

Sample wt/vol: 5.0 (g/ml) ML Lab File ID: C8064.D

Level: (low/med) LOW Date Received: 3/2/01

% Moisture: not dec. Date Analyzed: 3/8/01

GC Column: RTX-VO ID: 0.53 (mm) Dilution Factor: 1.0

Soil Extract Volume: (uL) Soil Aliquot Volume: (uL)

CONCENTRATION UNITS:
(ug/L or ug/Kg) UG/L

Number TICs found: 0

CAS NO.	COMPOUND NAME	RT	EST. CONC.	Q

Quantitation Report (QT Reviewed)

Data File : D:\DATA\C8064.D
Acq On : 8 Mar 2001 2:58 pm
Sample : 6101021, EHC, VM3341
Misc : 5MLS
MS Integration Params: rteint.p
Quant Time: Mar 9 7:35 2001

Vial: 9
Operator: K.LOCKER
Inst : #12
Multiplr: 1.00
Quant Results File: C030660.RES

Quant Method : C:\HPCHEM\1\METHODS\C030660.M (RTE Integrator)
Title : VOA 8260 Calibration
Last Update : Thu Mar 08 11:01:00 2001
Response via : Continuing Cal File: D:\DATA\C8057.D
DataAcq Meth : C030660

Internal Standards	R.T.	QIon	Response	Conc	Units	Dev(Min)
1) Pentafluorobenzene	8.53	168	264275	50.00	ug/L	0.05
32) 1,4-Difluorobenzene	11.79	114	276999	50.00	ug/L	0.02
50) Chlorobenzene-d5	18.96	117	209474	50.00	ug/L	0.00
72) 1,4-Dichlorobenzene-d4	23.57	152	130886	50.00	ug/L	0.00
System Monitoring Compounds						
30) Dibromofluoromethane	8.32	113	185847	50.42	ug/L	0.04
Spiked Amount 50.000	Range 86 - 118		Recovery = 100.84%			
44) Toluene-d8	15.80	98	236773	51.37	ug/L	0.00
Spiked Amount 50.000	Range 88 - 110		Recovery = 102.74%			
49) Bromofluorobenzene	21.37	95	231614	52.42	ug/L	0.00
Spiked Amount 50.000	Range 86 - 115		Recovery = 104.84%			

Target Compounds Qvalue

(#) = qualifier out of range (m) = manual integration

Quantitation Report

Data File : D:\DATA\C8064.D
Acq On : 8 Mar 2001 2:58 pm
Sample : 6101021, EHC, VM3341
Misc : 5MLS
MS Integration Params: rteint.p
Quant Time: Mar 9 7:35 2001

Vial: 9
Operator: K.LOCKER
Inst : #12
Multiplr: 1.00

Quant Results File: C030660.RES

Method : C:\HPCHEM\1\METHODS\C030660.M (RTE Integrator)
Title : VOA 8260 Calibration
Last Update : Thu Mar 08 11:01:00 2001
Response via : Continuing Cal File: D:\DATA\C8057.D

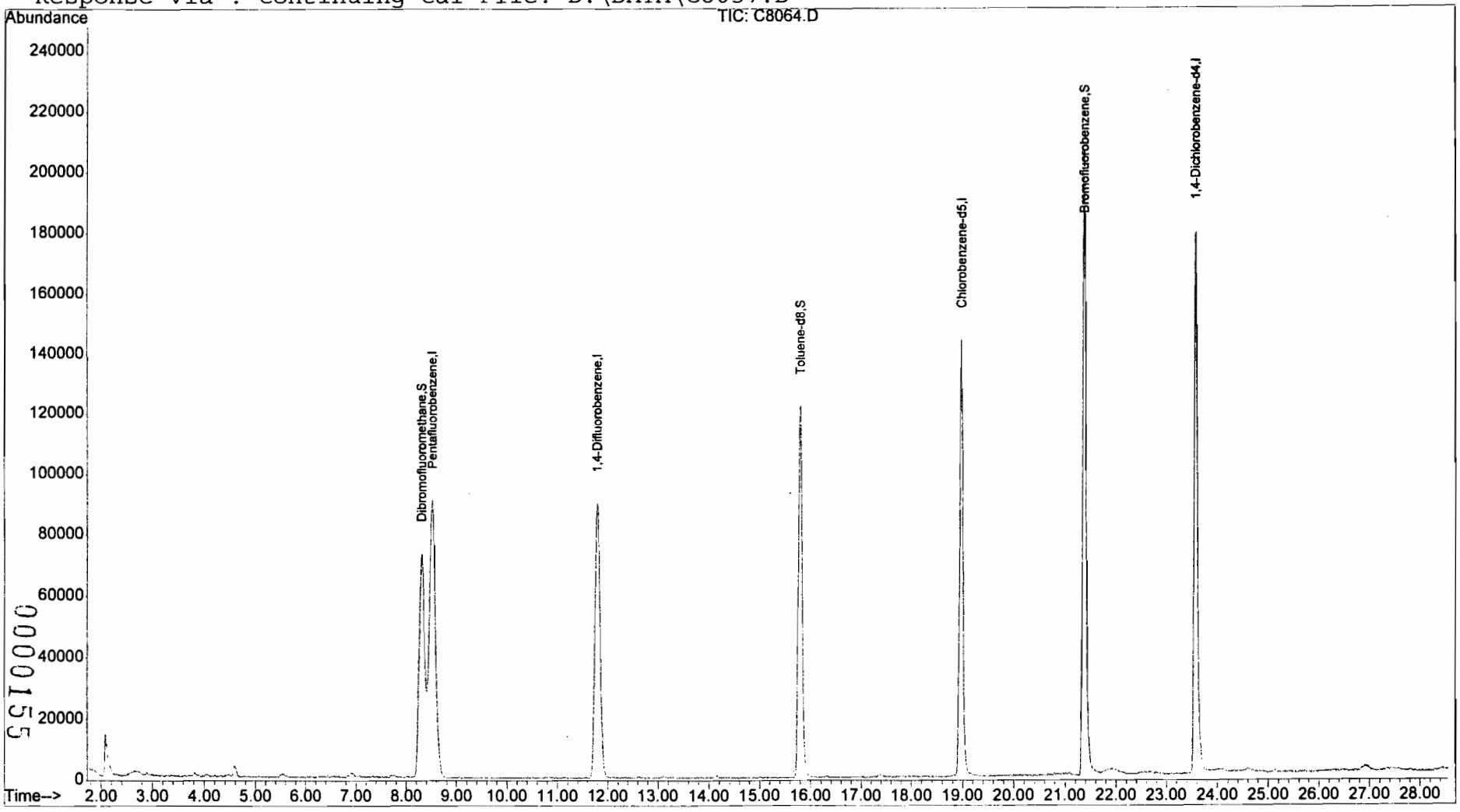

LSC Report - Integrated Chromatogram

File : D:\DATA\C8064.D
Operator : K.LOCKER
Acquired : 8 Mar 2001 2:58 pm using AcqMethod C030660
Instrument : #12
Sample Name: 6101021, EHC, VM3341
Misc Info : 5MLS
Vial Number: 9
Quant File :C030660.RES (RTE Integrator)

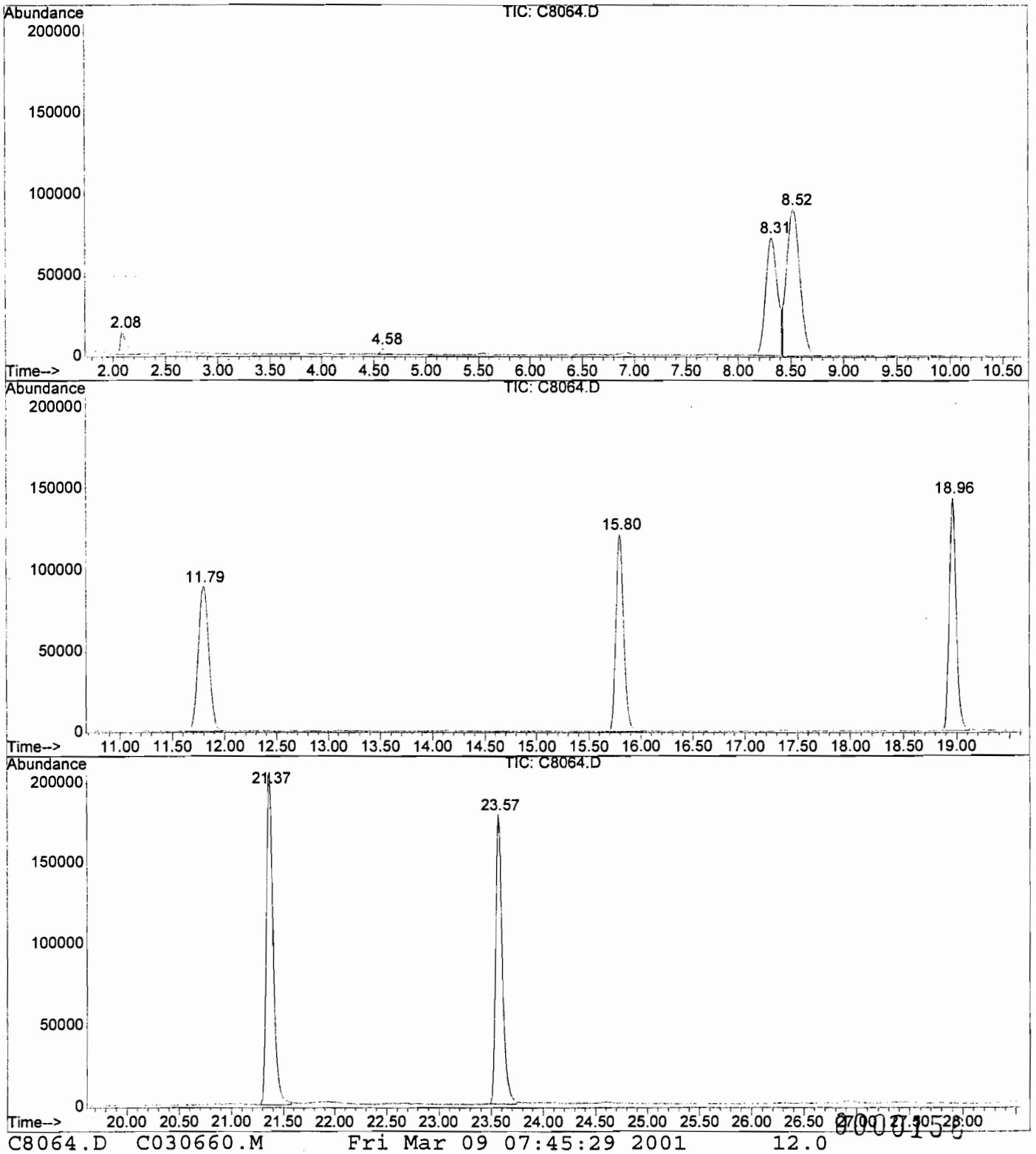

C8064.D C030660.M Fri Mar 09 07:45:29 2001 12.0

1A

EPA SAMPLE NO.

VOLATILE ORGANICS ANALYSIS DATA SHEET

MW-415

Lab Name: UPSTATE LABS Contract: ENVIRO HY

Lab Code: 10170 Case No.: 01 SAS No.: _____ SDG No.: ENH01

Matrix: (soil/water) SOIL Lab Sample ID: 6101015

Sample wt/vol: 5.0 (g/ml) G Lab File ID: D5189.D

Level: (low/med) LOW Date Received: 3/2/01

% Moisture: not dec. 11 Date Analyzed: 3/9/01

GC Column: RTX-VM ID: 0.53 (mm) Dilution Factor: 1.0

Soil Extract Volume: _____ (uL) Soil Aliquot Volume: _____ (uL)

CAS NO.	COMPOUND	CONCENTRATION UNITS: (ug/L or ug/Kg) UG/KG	Q
74-87-3	Chloromethane	6	U
75-1-4	Vinyl Chloride	6	U
74-83-9	Bromomethane	6	U
75-00-3	Chloroethane	6	U
75-69-4	Trichlorofluoromethane	6	U
67-64-1	Acetone	11	U
75-35-4	1,1-Dichloroethene	6	U
74-88-4	Iodomethane	6	U
75-15-0	Carbon Disulfide	6	U
75-09-2	Methylene Chloride	13	B
107-13-1	Acrylonitrile	110	U
156-60-5	trans-1,2-Dichloroethene	6	U
75-34-33	1,1-Dichloroethane	6	U
108-5-4	Vinyl Acetate	56	U
78-93-3	2-Butanone	11	U
156-59-2	cis-1,2-Dichloroethene	6	U
67-66-3	Chloroform	6	U
74-97-5	Bromochloromethane	6	U
71-55-6	1,1,1-Trichloroethane	6	U
56-23-5	Carbon Tetrachloride	6	U
71-43-2	Benzene	6	U
107-06-2	1,2-Dichloroethane	6	U
97-01-6	Trichloroethene	6	U
78-87-5	1,2-Dichloropropane	6	U
75-27-4	Bromodichloromethane	6	U
74-95-3	Dibromomethane	6	U
108-10-1	4-Methyl-2-pentanone	11	U
10061-1-5	cis-1,3-Dichloropropene	6	U
108-88-3	Toluene	6	U
10061-2-6	trans-1,3-Dichloropropene	6	U
79-00-5	1,1,2-Trichloroethane	6	U
591-78-6	2-Hexanone	11	U
127-18-4	Tetrachloroethene	15	
124-48-1	Dibromochloromethane	6	U
106-93-4	1,2-Dibromoethane	6	U
108-90-7	Chlorobenzene	6	U
630-20-6	1,1,1,2-Tetrachloroethane	6	U
100-41-4	Ethylbenzene	6	U
108-38-3	m,p-Xylene	6	U

1A

EPA SAMPLE NO.

VOLATILE ORGANICS ANALYSIS DATA SHEET

MW-415

Lab Name: UPSTATE LABS Contract: ENVIRO HY

Lab Code: 10170 Case No.: 01 SAS No.: _____ SDG No.: ENH01

Matrix: (soil/water) SOIL Lab Sample ID: 6101015

Sample wt/vol: 5.0 (g/ml) G Lab File ID: D5189.D

Level: (low/med) LOW Date Received: 3/2/01

% Moisture: not dec. 11 Date Analyzed: 3/9/01

GC Column: RTX-VM ID: 0.53 (mm) Dilution Factor: 1.0

Soil Extract Volume: _____ (uL) Soil Aliquot Volume: _____ (uL)

CONCENTRATION UNITS:

CAS NO.	COMPOUND	(ug/L or ug/Kg) UG/KG	Q
95-47-6	o-Xylene	6	U
100-42-5	Styrene	6	U
75-25-2	Bromoform	6	U
79-34-5	1,1,2,2-Tetrachloroethane	6	U
96-18-4	1,2,3-Trichloropropane	6	U
110-57-6	1,4-Dichloro-2-butene	11	U
541-73-1	1,3-Dichlorobenzene	6	U
106-46-7	1,4-Dichlorobenzene	6	U
95-50-1	1,2-Dichlorobenzene	6	U
96-12-8	1,2-Dibromo-3-chloro-propane	11	U

1E

VOLATILE ORGANICS ANALYSIS DATA SHEET
TENTATIVELY IDENTIFIED COMPOUNDS

EPA SAMPLE NO.

MW-415

Lab Name: UPSTATE LABS Contract: ENVIRO HY

Lab Code: 10170 Case No.: 01 SAS No.: _____ SDG No.: ENH01

Matrix: (soil/water) SOIL Lab Sample ID: 6101015

Sample wt/vol: 5.0 (g/ml) G Lab File ID: D5189.D

Level: (low/med) LOW Date Received: 3/2/01

% Moisture: not dec. 11 Date Analyzed: 3/9/01

GC Column: RTX-VM ID: 0.53 (mm) Dilution Factor: 1.0

Soil Extract Volume: 1 (uL) Soil Aliquot Volume: 1 (uL)

CONCENTRATION UNITS:
(ug/L or ug/Kg) UG/KG

Number TICs found: 0

CAS NO.	COMPOUND NAME	RT	EST. CONC.	Q

Quantitation Report (QT Reviewed)

Data File : D:\DATA\D5189.D
Acq On : 9 Mar 2001 6:46 pm
Sample : 6101015, env hyd, vm3344
Misc : 5g/5MLS
MS Integration Params: rteint.p
Quant Time: Mar 11 10:39 2001

Vial: 12
Operator: K.LOCKER
Inst : #13
Multiplr: 1.00
Quant Results File: D30960XS.RES

Quant Method : C:\HPCHEM\1\METHODS\D30960XS.M (RTE Integrator)
Title : VOA 8260 Calibration
Last Update : Sun Mar 11 10:24:24 2001
Response via : Continuing Cal File: D:\DATA\D5182.D
DataAcq Meth : D030860X

Internal Standards	R.T.	QIon	Response	Conc	Units	Dev(Min)
1) Pentafluorobenzene	10.36	168	206882	50.00	ug/L	0.00
32) 1,4-Difluorobenzene	11.28	114	211685	50.00	ug/L	0.00
50) Chlorobenzene-d5	15.85	117	177105	50.00	ug/L	-0.01
72) 1,4-Dichlorobenzene-d4	19.67	152	135210	50.00	ug/L	-0.01
System Monitoring Compounds						
30) Dibromofluoromethane	9.42	113	253193mKL	58.98	ug/L	-0.01
Spiked Amount 50.000	Range 86 - 118		Recovery = 117.96%			
44) Toluene-d8	13.47	98	187791	50.50	ug/L	-0.01
Spiked Amount 50.000	Range 88 - 110		Recovery = 101.00%			
49) Bromofluorobenzene	17.80	95	214704mKL	54.14	ug/L	-0.01
Spiked Amount 50.000	Range 86 - 115		Recovery = 108.28%			
Target Compounds						Qvalue
15) Methylene Chloride	5.46	84	19337	11.27	ug/L	94
53) Tetrachloroethene	14.13	166	47267	12.96	ug/L	89

(#) = qualifier out of range (m) = manual integration 0000160

Quantitation Report

Data File : D:\DATA\D5189.D
Acq On : 9 Mar 2001 6:46 pm
Sample : 6101015, env hyd, vm3344
Misc : 5g/5MLS
MS Integration Params: rteint.p
Quant Time: Mar 11 10:39 2001

Vial: 12
Operator: K.LOCKER
Inst : #13
Multiplr: 1.00

Quant Results File: D30960XS.RES

Method : C:\HPCHEM\1\METHODS\D30960XS.M (RTE Integrator)
Title : VOA 8260 Calibration
Last Update : Sun Mar 11 10:24:24 2001
Response via : Continuing Cal File: D:\DATA\D5182.D

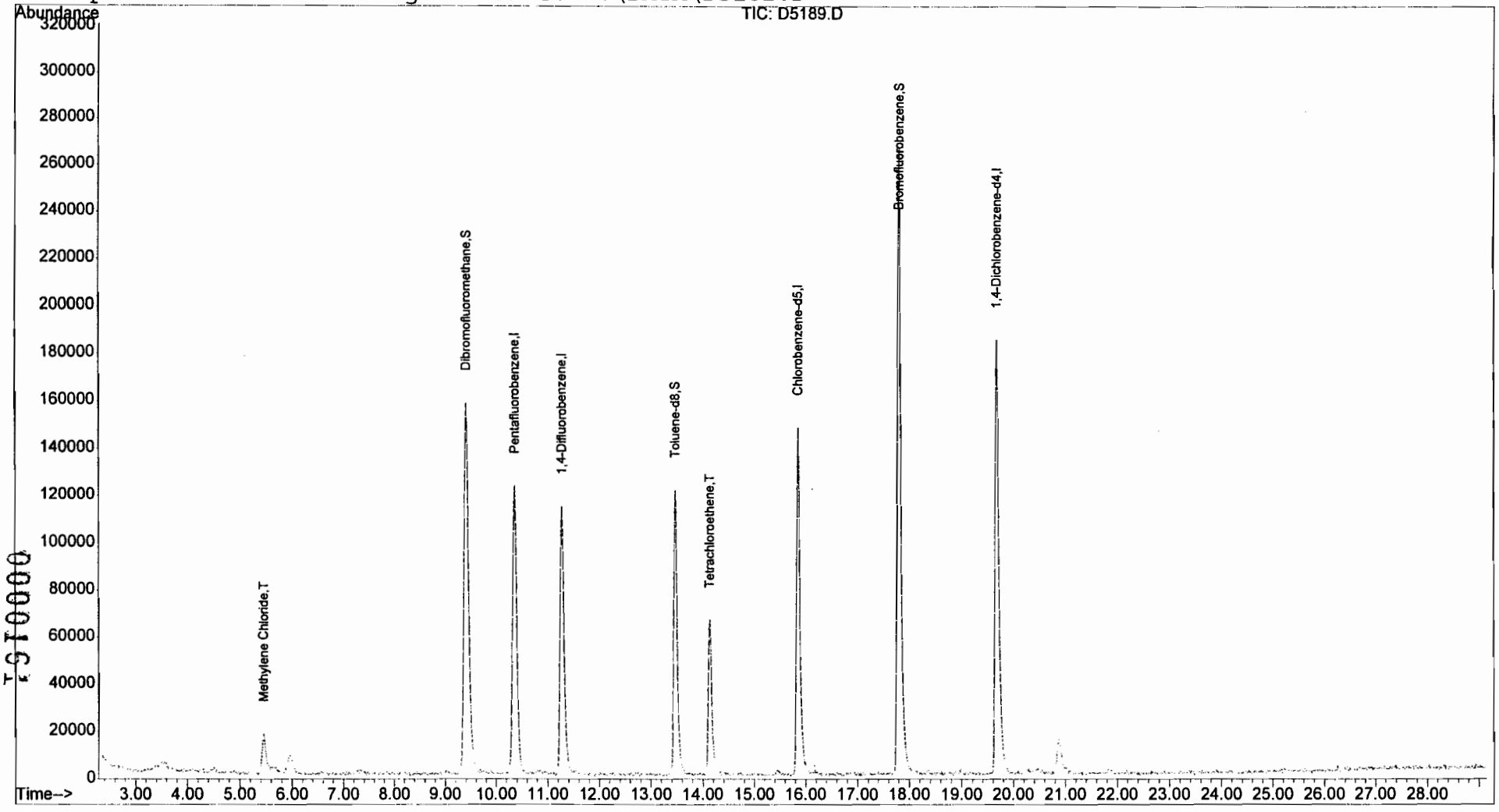

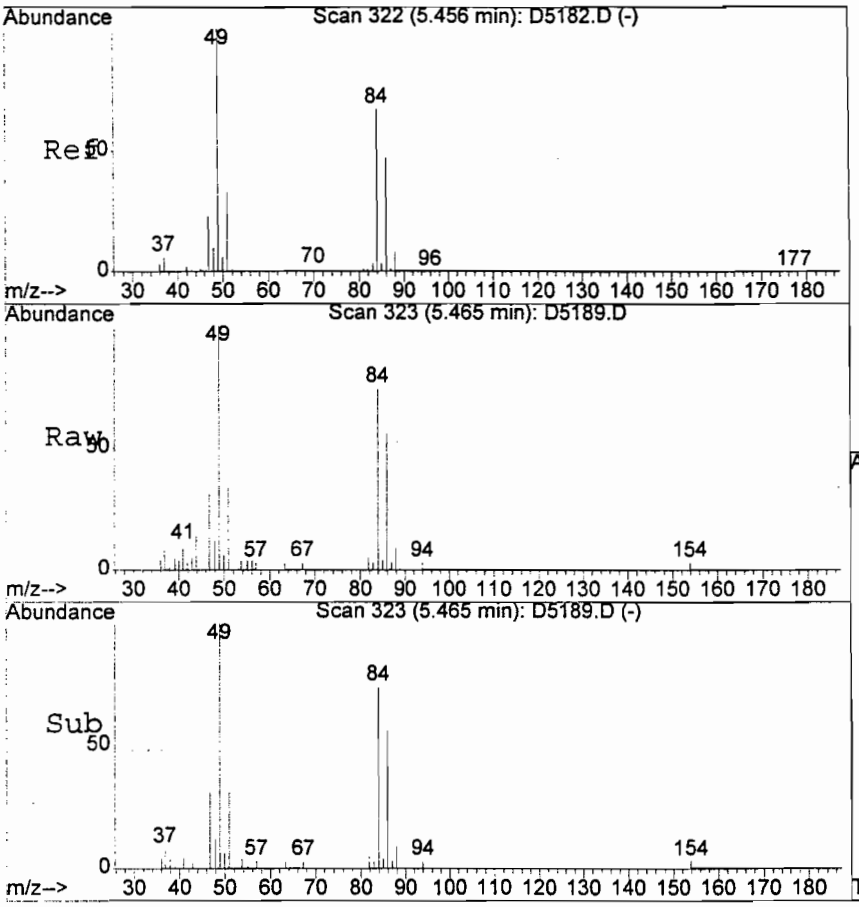

#15
Methylene Chloride
Concen: 11.27 ug/L
RT: 5.46 min Scan# 323
Delta R.T. 0.01 min
Lab File: D5189.D
Acq: 9 Mar 2001 6:46 pm

Tgt Ion: 84 Resp: 19337

Ion	Ratio	Lower	Upper
84	100		
86	67.9	29.6	89.6
49	139.6	115.1	175.1

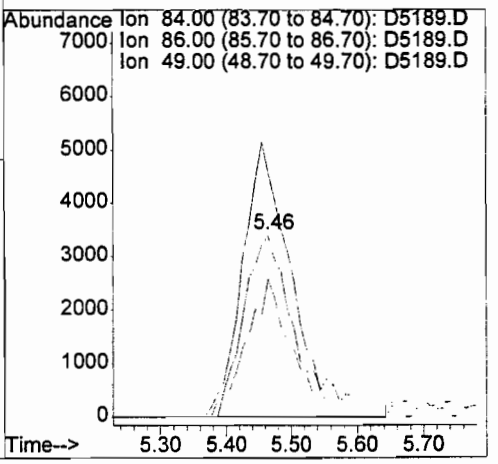

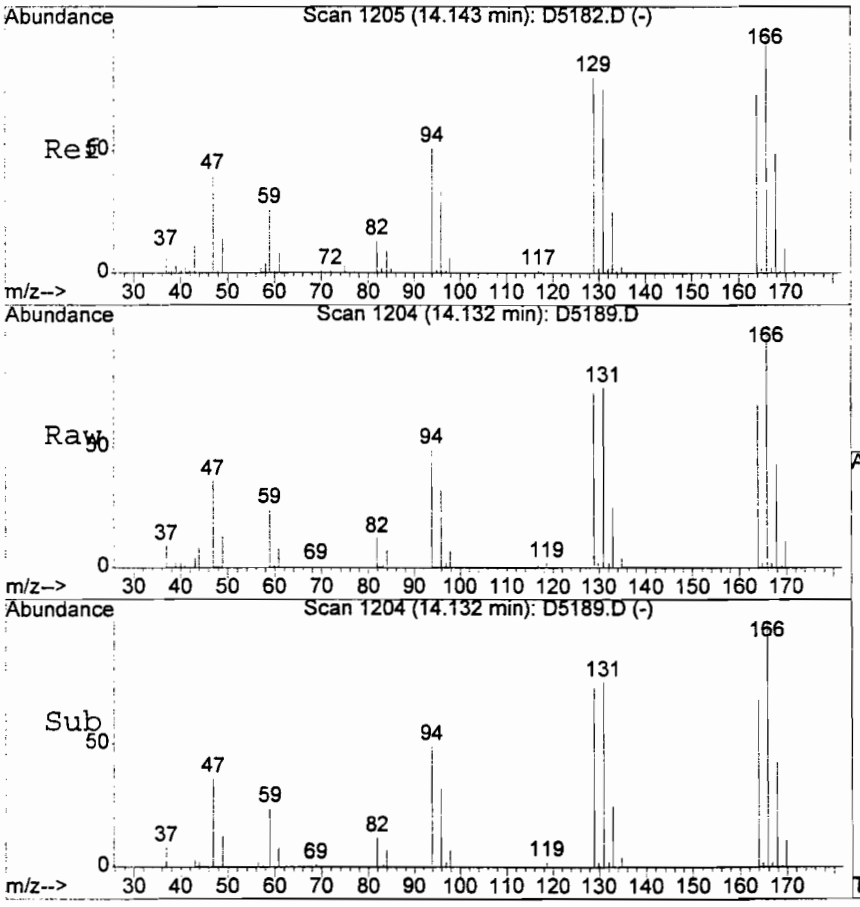

#53
Tetrachloroethene
Concen: 12.96 ug/L
RT: 14.13 min Scan# 1204
Delta R.T. -0.01 min
Lab File: D5189.D
Acq: 9 Mar 2001 6:46 pm

Tgt Ion:166 Resp: 47267

Ion	Ratio	Lower	Upper
166	100		
168	47.8	20.2	80.2
129	79.4	35.6	95.6

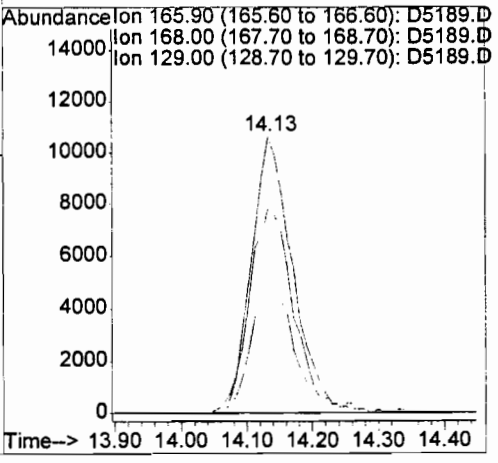

LSC Report - Integrated Chromatogram

File : D:\DATA\D5189.D
Operator : K.LOCKER
Acquired : 9 Mar 2001 6:46 pm using AcqMethod D030860X
Instrument : #13
Sample Name: 6101015, env hyd, vm3344
Misc Info : 5g/5MLS
Vial Number: 12
Quant File :D30960XS.RES (RTE Integrator)

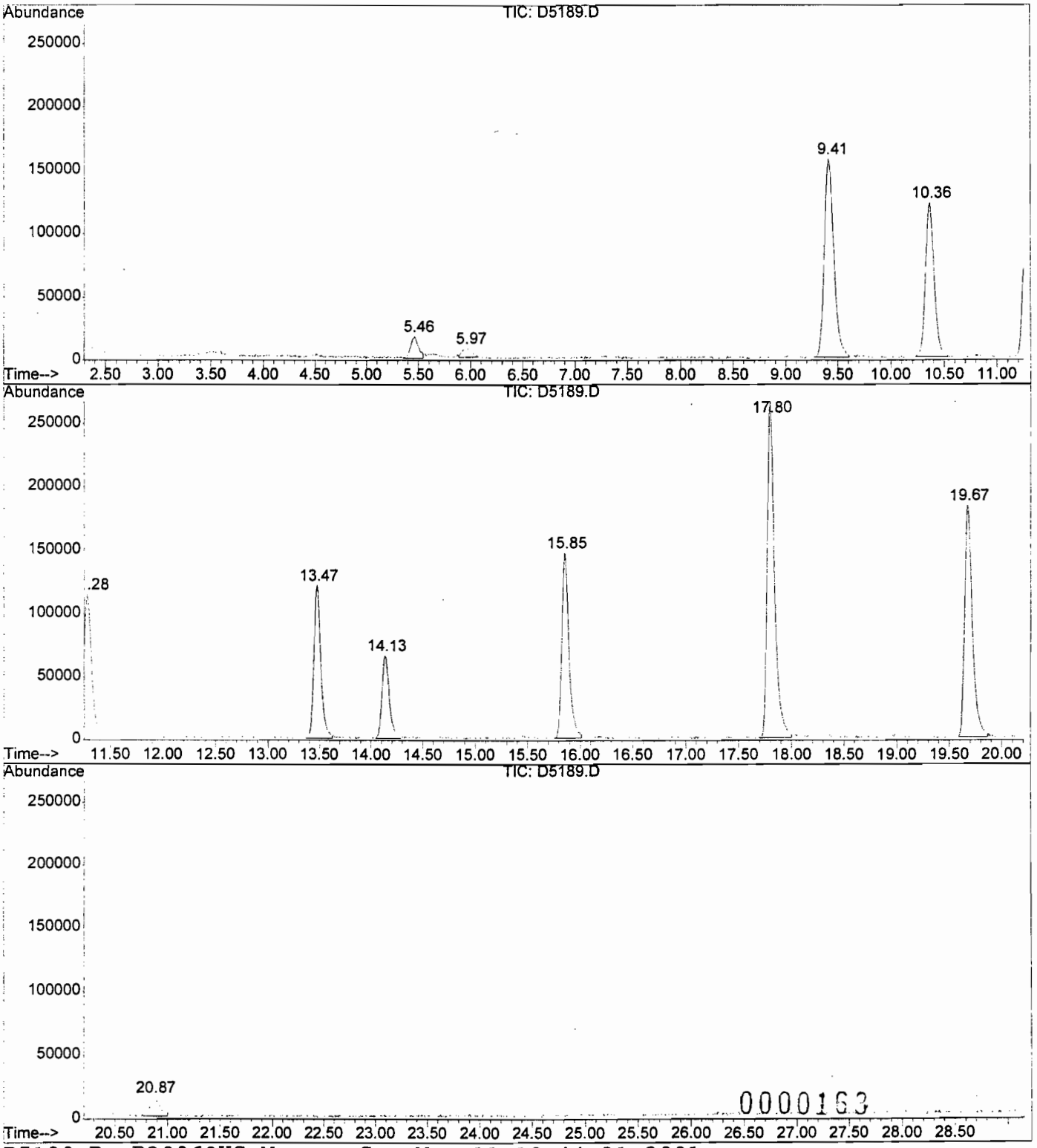

0000163

D5189.D D30960XS.M Sun Mar 11 10:44:31 2001

1A

EPA SAMPLE NO.

VOLATILE ORGANICS ANALYSIS DATA SHEET

MW-419

Lab Name: UPSTATE LABS Contract: ENVIRO HY

Lab Code: 10170 Case No.: 01 SAS No.: SDG No.: ENH01

Matrix: (soil/water) SOIL Lab Sample ID: 6101016

Sample wt/vol: 5.0 (g/ml) G Lab File ID: D5190.D

Level: (low/med) LOW Date Received: 3/2/01

% Moisture: not dec. 18 Date Analyzed: 3/9/01

GC Column: RTX-VM ID: 0.53 (mm) Dilution Factor: 1.0

Soil Extract Volume: (uL) Soil Aliquot Volume: (uL)

CAS NO.	COMPOUND	CONCENTRATION UNITS: (ug/L or ug/Kg) UG/KG	Q
74-87-3	Chloromethane	6	U
75-1-4	Vinyl Chloride	6	U
74-83-9	Bromomethane	6	U
75-00-3	Chloroethane	6	U
75-69-4	Trichlorofluoromethane	6	U
67-64-1	Acetone	12	U
75-35-4	1,1-Dichloroethene	6	U
74-88-4	Iodomethane	6	U
75-15-0	Carbon Disulfide	6	U
75-09-2	Methylene Chloride	14	B
107-13-1	Acrylonitrile	120	U
156-60-5	trans-1,2-Dichloroethene	6	U
75-34-33	1,1-Dichloroethane	6	U
108-5-4	Vinyl Acetate	61	U
78-93-3	2-Butanone	12	U
156-59-2	cis-1,2-Dichloroethene	6	U
67-66-3	Chloroform	6	U
74-97-5	Bromochloromethane	6	U
71-55-6	1,1,1-Trichloroethane	6	U
56-23-5	Carbon Tetrachloride	6	U
71-43-2	Benzene	6	U
107-06-2	1,2-Dichloroethane	6	U
97-01-6	Trichloroethene	6	U
78-87-5	1,2-Dichloropropane	6	U
75-27-4	Bromodichloromethane	6	U
74-95-3	Dibromomethane	6	U
108-10-1	4-Methyl-2-pentanone	12	U
10061-1-5	cis-1,3-Dichloropropene	6	U
108-88-3	Toluene	6	U
10061-2-6	trans-1,3-Dichloropropene	6	U
79-00-5	1,1,2-Trichloroethane	6	U
591-78-6	2-Hexanone	12	U
127-18-4	Tetrachloroethene	3	J
124-48-1	Dibromochloromethane	6	U
106-93-4	1,2-Dibromoethane	6	U
108-90-7	Chlorobenzene	6	U
630-20-6	1,1,1,2-Tetrachloroethane	6	U
100-41-4	Ethylbenzene	6	U
108-38-3	m,p-Xylene	6	U

1A

EPA SAMPLE NO.

VOLATILE ORGANICS ANALYSIS DATA SHEET

MW-419

Lab Name: UPSTATE LABS Contract: ENVIRO HY

Lab Code: 10170 Case No.: 01 SAS No.: SDG No.: ENH01

Matrix: (soil/water) SOIL Lab Sample ID: 6101016

Sample wt/vol: 5.0 (g/ml) G Lab File ID: D5190.D

Level: (low/med) LOW Date Received: 3/2/01

% Moisture: not dec. 18 Date Analyzed: 3/9/01

GC Column: RTX-VM ID: 0.53 (mm) Dilution Factor: 1.0

Soil Extract Volume: (uL) Soil Aliquot Volume: (uL)

CAS NO.	COMPOUND	CONCENTRATION UNITS: (ug/L or ug/Kg) UG/KG	Q
95-47-6	o-Xylene	6	U
100-42-5	Styrene	6	U
75-25-2	Bromoform	6	U
79-34-5	1,1,2,2-Tetrachloroethane	6	U
96-18-4	1,2,3-Trichloropropane	6	U
110-57-6	1,4-Dichloro-2-butene	12	U
541-73-1	1,3-Dichlorobenzene	6	U
106-46-7	1,4-Dichlorobenzene	6	U
95-50-1	1,2-Dichlorobenzene	6	U
96-12-8	1,2-Dibromo-3-chloro-propane	12	U

1E

VOLATILE ORGANICS ANALYSIS DATA SHEET
TENTATIVELY IDENTIFIED COMPOUNDS

EPA SAMPLE NO.

MW-419

Lab Name: UPSTATE LABS Contract: ENVIRO HY

Lab Code: 10170 Case No.: 01 SAS No.: SDG No.: ENH01

Matrix: (soil/water) SOIL Lab Sample ID: 6101016

Sample wt/vol: 5.0 (g/ml) G Lab File ID: D5190.D

Level: (low/med) LOW Date Received: 3/2/01

% Moisture: not dec. 18 Date Analyzed: 3/9/01

GC Column: RTX-VM ID: 0.53 (mm) Dilution Factor: 1.0

Soil Extract Volume: 1 (uL) Soil Aliquot Volume: 1 (uL)

CONCENTRATION UNITS:
(ug/L or ug/Kg) UG/KG

Number TICs found: 1

CAS NO.	COMPOUND NAME	RT	EST. CONC.	Q
1. 003789-85-3	Benzoic acid, 2-[(trimethylsilyl)ox	20.87	6	JN

Quantitation Report (QT Reviewed)

Data File : D:\DATA\D5190.D
Acq On : 9 Mar 2001 7:24 pm
Sample : 6101016, env hyd, vm3344
Misc : 5g/5MLS
MS Integration Params: rteint.p
Quant Time: Mar 11 10:36 2001

Vial: 13
Operator: K.LOCKER
Inst : #13
Multiplr: 1.00
Quant Results File: D30960XS.RES

Quant Method : C:\HPCHEM\1\METHODS\D30960XS.M (RTE Integrator)
Title : VOA 8260 Calibration
Last Update : Sun Mar 11 10:24:24 2001
Response via : Continuing Cal File: D:\DATA\D5182.D
DataAcq Meth : D030860X

Internal Standards	R.T.	QIon	Response	Conc	Units	Dev(Min)
1) Pentafluorobenzene	10.35	168	344661	50.00	ug/L	-0.01
32) 1,4-Difluorobenzene	11.28	114	336359	50.00	ug/L	0.00
50) Chlorobenzene-d5	15.85	117	232488	50.00	ug/L	-0.01
72) 1,4-Dichlorobenzene-d4	19.67	152	147199	50.00	ug/L	-0.01
System Monitoring Compounds						
30) Dibromofluoromethane	9.41	113	386072	53.99	ug/L	-0.02
Spiked Amount 50.000	Range 86 - 118		Recovery = 107.98%			
44) Toluene-d8	13.47	98	266703	45.14	ug/L	-0.01
Spiked Amount 50.000	Range 88 - 110		Recovery = 90.28%			
49) Bromofluorobenzene	17.80	95	283596	45.01	ug/L	-0.01
Spiked Amount 50.000	Range 86 - 115		Recovery = 90.02%			
Target Compounds						Qvalue
15) Methylene Chloride	5.46	84	33973m	11.88	ug/L	
53) Tetrachloroethene	14.14	166	13426	2.80	ug/L	87

(#) = qualifier out of range (m) = manual integration

Quantitation Report

Data File : D:\DATA\D5190.D
Acq On : 9 Mar 2001 7:24 pm
Sample : 6101016, env hyd, vm3344
Misc : 5g/5MLS
MS Integration Params: rteint.p
Quant Time: Mar 11 10:36 2001

Vial: 13
Operator: K.LOCKER
Inst : #13
Multiplr: 1.00

Quant Results File: D30960XS.RES

Method : C:\HPCHEM\1\METHODS\D30960XS.M (RTE Integrator)
Title : VOA 8260 Calibration
Last Update : Sun Mar 11 10:24:24 2001
Response via : Continuing Cal File: D:\DATA\D5182.D

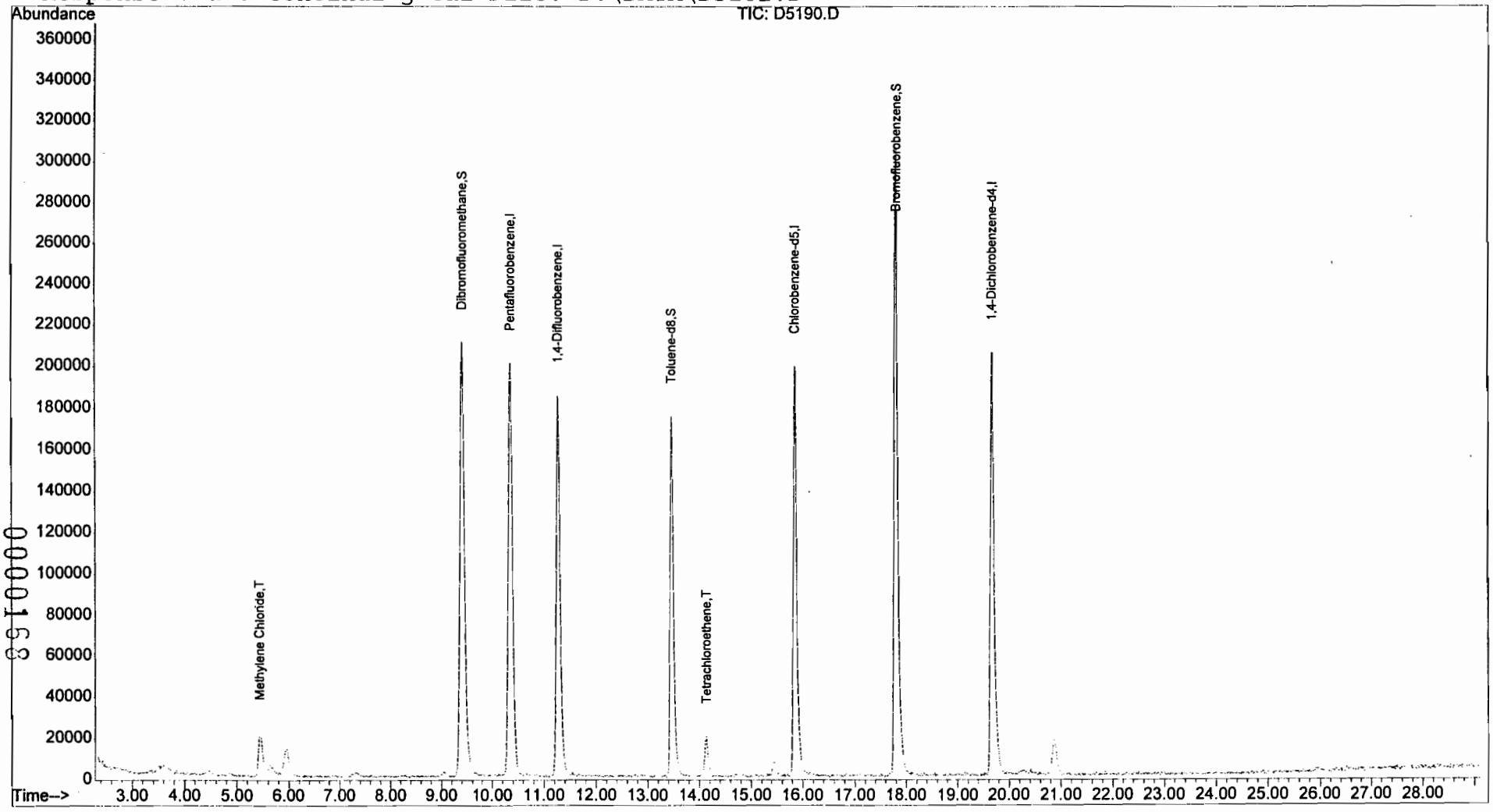

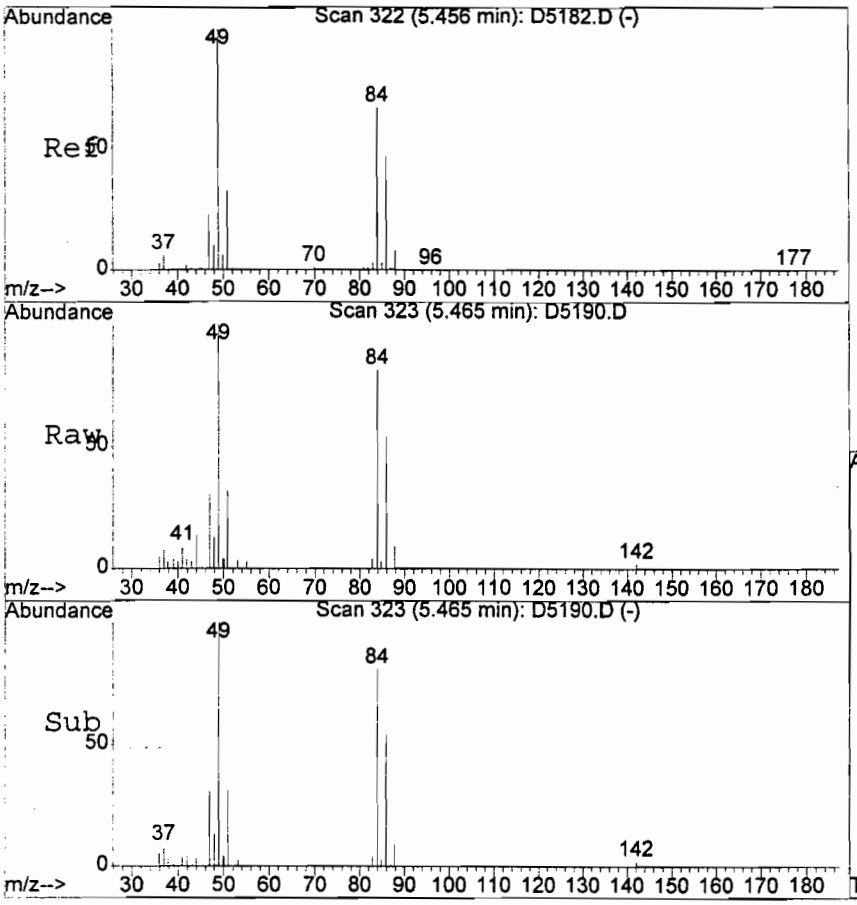

#15
Methylene Chloride
Concen: 11.88 ug/L m
RT: 5.46 min Scan# 323
Delta R.T. 0.01 min
Lab File: D5190.D
Acq: 9 Mar 2001 7:24 pm

Tgt Ion: 84 Resp: 33973

Ion	Ratio	Lower	Upper
84	100		
86	58.9	29.6	89.6
49	115.2	115.1	175.1

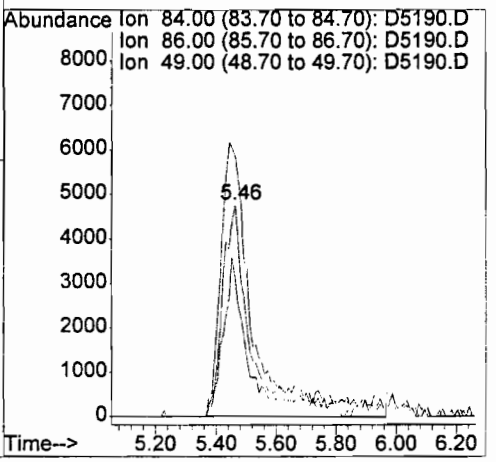

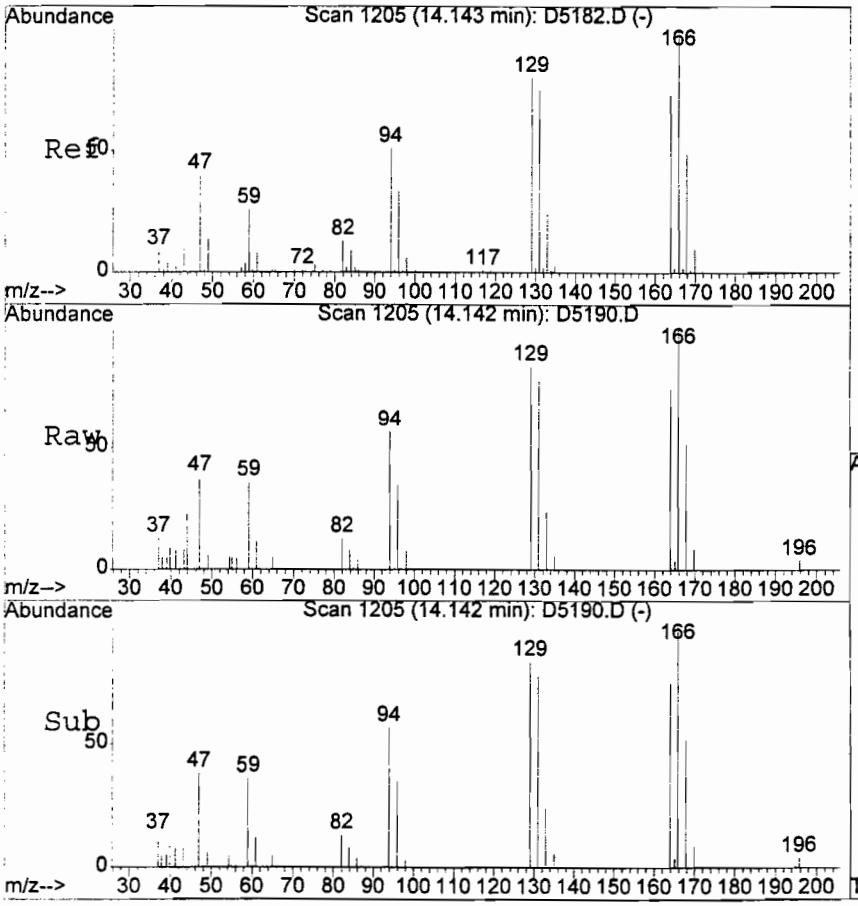

#53
Tetrachloroethene
Concen: 2.80 ug/L
RT: 14.14 min Scan# 1205
Delta R.T. -0.00 min
Lab File: D5190.D
Acq: 9 Mar 2001 7:24 pm

Tgt Ion:166 Resp: 13426

Ion	Ratio	Lower	Upper
166	100		
168	47.8	20.2	80.2
129	81.1	35.6	95.6

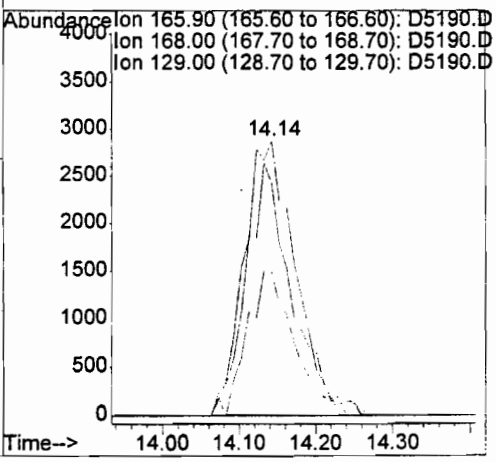

LSC Report - Integrated Chromatogram

File : D:\DATA\D5190.D
Operator : K.LOCKER
Acquired : 9 Mar 2001 7:24 pm using AcqMethod D030860X
Instrument : #13
Sample Name: 6101016, env hyd, vm3344
Misc Info : 5g/5MLS
Vial Number: 13
Quant File :D30960XS.RES (RTE Integrator)

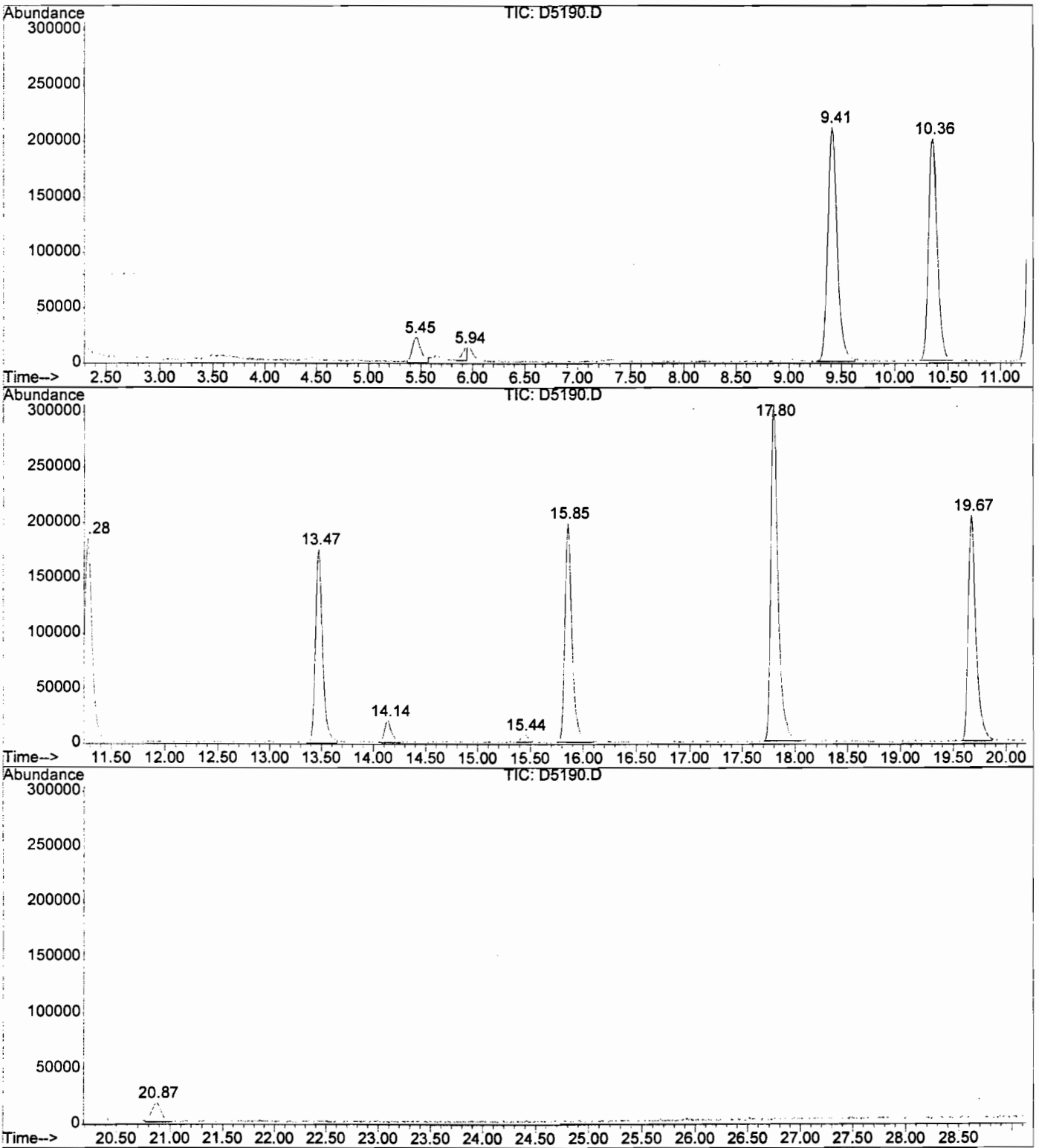

D5190.D D30960XS.M Sun Mar 11 10:44:40 2001 0000170

Library Search Compound Report

Data File : D:\DATA\D5190.D
Acq On : 9 Mar 2001 7:24 pm
Sample : 6101016, env hyd, vm3344
Misc : 5g/5MLS
MS Integration Params: LSCINT.P

Vial: 13
Operator: K.LOCKER
Inst : #13
Multiplr: 1.00

Quant Method : C:\HPCHEM\1\METHODS\D30960XS.M (RTE Integrator)
Title : VOA 8260 Calibration
Library : C:\DATABASE\nist98.L

****

Peak Number 1 Benzoic acid, 2-[(trimethylsil Concentration Rank 1

R.T.	EstConc	Area	Relative to ISTD	R.T.
20.87	5.20 ug/L	108539	1,4-Dichlorobenzene-d4	19.67

Hit# of 5	Tentative ID	MW	MolForm	CAS#	Qual
1	Benzoic acid, 2-[(trimethylsilyl)ox	282	C13H22O3Si2	003789-85-3	50
2	Benzeneethanamine, N-[(pentafluorop	475	C21H26F5NO2Si2	055429-85-1	36
3	Benzoic acid, 2-[(trimethylsilyl)ox	282	C13H22O3Si2	003789-85-3	36
4	3,6-Bis(N,N-dimethylamino)-9-methyl	267	C17H21N3	119046-55-8	25

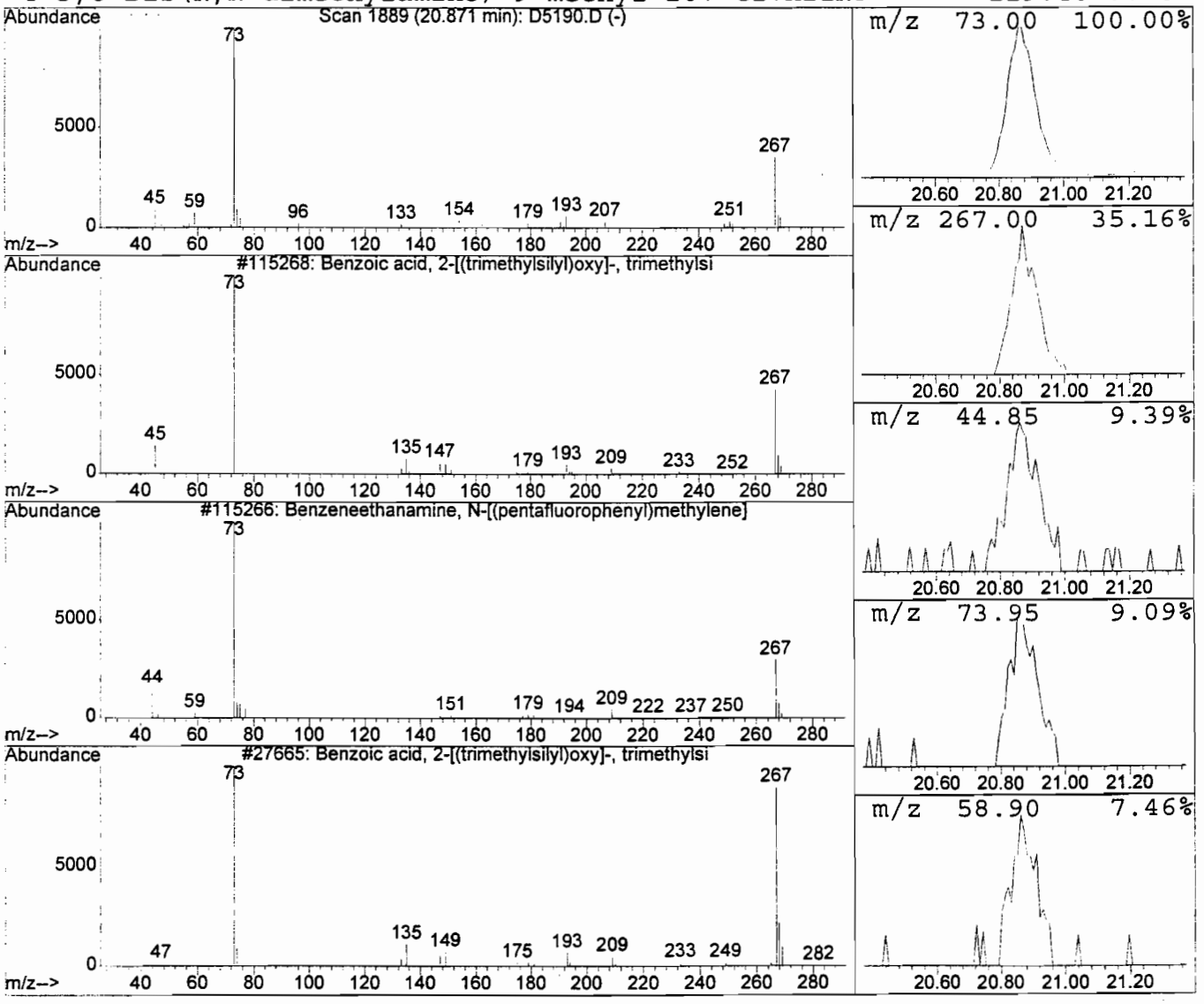

0000171

1A

EPA SAMPLE NO.

VOLATILE ORGANICS ANALYSIS DATA SHEET

MW-423

Lab Name: UPSTATE LABS Contract: ENVIRO HY

Lab Code: 10170 Case No.: 01 SAS No.: SDG No.: ENH01

Matrix: (soil/water) SOIL Lab Sample ID: 6101017

Sample wt/vol: 5.0 (g/ml) G Lab File ID: D5192.D

Level: (low/med) LOW Date Received: 3/2/01

% Moisture: not dec. 15 Date Analyzed: 3/9/01

GC Column: RTX-VM ID: 0.53 (mm) Dilution Factor: 1.0

Soil Extract Volume: (uL) Soil Aliquot Volume: (uL)

CAS NO.	COMPOUND	CONCENTRATION UNITS: (ug/L or ug/Kg) UG/KG	Q
74-87-3	Chloromethane	6	U
75-1-4	Vinyl Chloride	6	U
74-83-9	Bromomethane	6	U
75-00-3	Chloroethane	6	U
75-69-4	Trichlorofluoromethane	6	U
67-64-1	Acetone	21	B
75-35-4	1,1-Dichloroethene	6	U
74-88-4	Iodomethane	6	U
75-15-0	Carbon Disulfide	6	U
75-09-2	Methylene Chloride	17	B
107-13-1	Acrylonitrile	120	U
156-60-5	trans-1,2-Dichloroethene	6	U
75-34-33	1,1-Dichloroethane	6	U
108-5-4	Vinyl Acetate	59	U
78-93-3	2-Butanone	12	U
156-59-2	cis-1,2-Dichloroethene	6	U
67-66-3	Chloroform	6	U
74-97-5	Bromochloromethane	6	U
71-55-6	1,1,1-Trichloroethane	6	U
56-23-5	Carbon Tetrachloride	6	U
71-43-2	Benzene	6	U
107-06-2	1,2-Dichloroethane	6	U
97-01-6	Trichloroethene	6	U
78-87-5	1,2-Dichloropropane	6	U
75-27-4	Bromodichloromethane	6	U
74-95-3	Dibromomethane	6	U
108-10-1	4-Methyl-2-pentanone	12	U
10061-1-5	cis-1,3-Dichloropropene	6	U
108-88-3	Toluene	6	U
10061-2-6	trans-1,3-Dichloropropene	6	U
79-00-5	1,1,2-Trichloroethane	6	U
591-78-6	2-Hexanone	12	U
127-18-4	Tetrachloroethene	2	J
124-48-1	Dibromochloromethane	6	U
106-93-4	1,2-Dibromoethane	6	U
108-90-7	Chlorobenzene	6	U
630-20-6	1,1,1,2-Tetrachloroethane	6	U
100-41-4	Ethylbenzene	6	U
108-38-3	m,p-Xylene	6	U

1A

EPA SAMPLE NO.

VOLATILE ORGANICS ANALYSIS DATA SHEET

MW-423

Lab Name: UPSTATE LABS Contract: ENVIRO HY

Lab Code: 10170 Case No.: 01 SAS No.: SDG No.: ENH01

Matrix: (soil/water) SOIL Lab Sample ID: 6101017

Sample wt/vol: 5.0 (g/ml) G Lab File ID: D5192.D

Level: (low/med) LOW Date Received: 3/2/01

% Moisture: not dec. 15 Date Analyzed: 3/9/01

GC Column: RTX-VM ID: 0.53 (mm) Dilution Factor: 1.0

Soil Extract Volume: (uL) Soil Aliquot Volume: (uL)

CONCENTRATION UNITS:

CAS NO.	COMPOUND	(ug/L or ug/Kg) UG/KG	Q
95-47-6	o-Xylene	6	U
100-42-5	Styrene	6	U
75-25-2	Bromoform	6	U
79-34-5	1,1,2,2-Tetrachloroethane	6	U
96-18-4	1,2,3-Trichloropropane	6	U
110-57-6	1,4-Dichloro-2-butene	12	U
541-73-1	1,3-Dichlorobenzene	6	U
106-46-7	1,4-Dichlorobenzene	6	U
95-50-1	1,2-Dichlorobenzene	6	U
96-12-8	1,2-Dibromo-3-chloro-propane	12	U

1E

VOLATILE ORGANICS ANALYSIS DATA SHEET
TENTATIVELY IDENTIFIED COMPOUNDS

EPA SAMPLE NO.

MW-423

Lab Name: UPSTATE LABS Contract: ENVIRO HY

Lab Code: 10170 Case No.: 01 SAS No.: SDG No.: ENH01

Matrix: (soil/water) SOIL Lab Sample ID: 6101017

Sample wt/vol: 5.0 (g/ml) G Lab File ID: D5192.D

Level: (low/med) LOW Date Received: 3/2/01

% Moisture: not dec. 15 Date Analyzed: 3/9/01

GC Column: RTX-VM ID: 0.53 (mm) Dilution Factor: 1.0

Soil Extract Volume: 1 (uL) Soil Aliquot Volume: 1 (uL)

CONCENTRATION UNITS:
(ug/L or ug/Kg) UG/KG

Number TICs found: 0

CAS NO.	COMPOUND NAME	RT	EST. CONC.	Q

Quantitation Report (QT Reviewed)

Data File : D:\DATA\D5192.D
Acq On : 9 Mar 2001 8:41 pm
Sample : 6101017, env hyd, vm3344
Misc : 5g/5MLS
MS Integration Params: rteint.p
Quant Time: Mar 11 10:40 2001

Vial: 15
Operator: K.LOCKER
Inst : #13
Multiplr: 1.00
Quant Results File: D30960XS.RES

Quant Method : C:\HPCHEM\1\METHODS\D30960XS.M (RTE Integrator)
Title : VOA 8260 Calibration
Last Update : Sun Mar 11 10:24:24 2001
Response via : Continuing Cal File: D:\DATA\D5182.D
DataAcq Meth : D030860X

Internal Standards	R.T.	QIon	Response	Conc	Units	Dev(Min)
1) Pentafluorobenzene	10.35	168	192417	50.00	ug/L	-0.01
32) 1,4-Difluorobenzene	11.28	114	201234	50.00	ug/L	0.00
50) Chlorobenzene-d5	15.85	117	156953	50.00	ug/L	-0.01
72) 1,4-Dichlorobenzene-d4	19.67	152	115380	50.00	ug/L	-0.01
System Monitoring Compounds						
30) Dibromofluoromethane	9.41	113	221966m KL	55.60	ug/L	-0.02
Spiked Amount 50.000	Range 86 - 118		Recovery = 111.20%			
44) Toluene-d8	13.47	98	150171	42.48	ug/L	-0.01
Spiked Amount 50.000	Range 88 - 110		Recovery = 84.96%#			
49) Bromofluorobenzene	17.80	95	187989	49.87	ug/L	-0.01
Spiked Amount 50.000	Range 86 - 115		Recovery = 99.74%			
Target Compounds						Qvalue
9) Acetone	5.64	43	14636	17.58	ug/L	95
15) Methylene Chloride	5.47	84	22838	14.31	ug/L	93
53) Tetrachloroethene	14.13	166	4437	1.37	ug/L	83

(#) = qualifier out of range (m) = manual integration

Quantitation Report

Data File : D:\DATA\D5192.D
Acq On : 9 Mar 2001 8:41 pm
Sample : 6101017, env hyd, vm3344
Misc : 5g/5MLS
MS Integration Params: rteint.p
Quant Time: Mar 11 10:40 2001

Vial: 15
Operator: K.LOCKER
Inst : #13
Multiplr: 1.00

Quant Results File: D30960XS.RES

Method : C:\HPCHEM\1\METHODS\D30960XS.M (RTE Integrator)
Title : VOA 8260 Calibration
Last Update : Sun Mar 11 10:24:24 2001
Response via : Continuing Cal File: D:\DATA\D5182.D

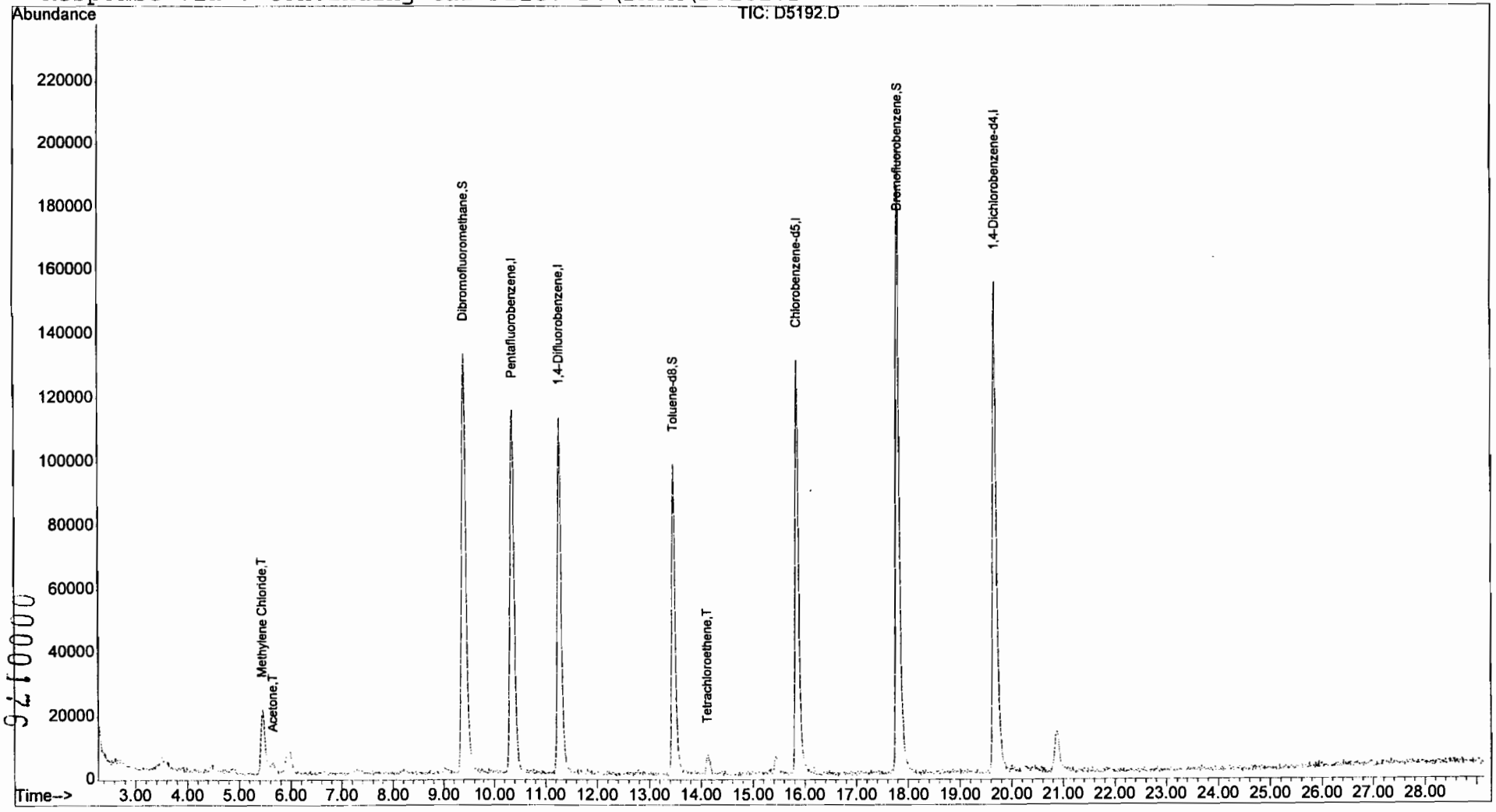

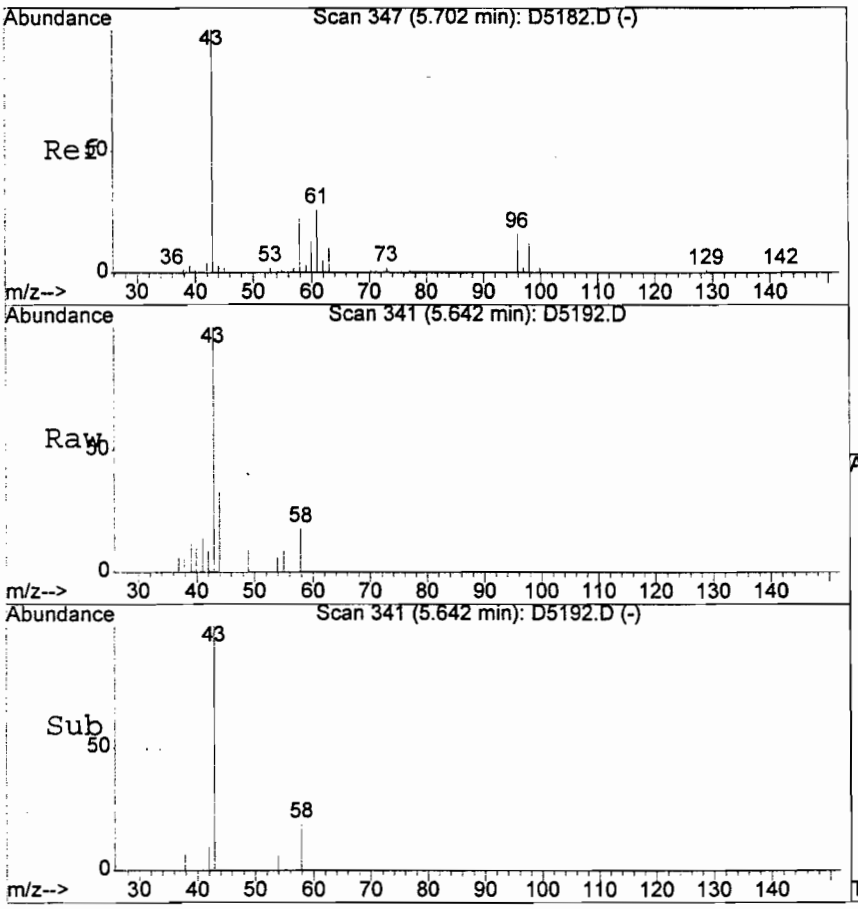

#9
Acetone
Concen: 17.58 ug/L
RT: 5.64 min Scan# 341
Delta R.T. -0.06 min
Lab File: D5192.D
Acq: 9 Mar 2001 8:41 pm

Tgt Ion: 43 Resp: 14636

Ion	Ratio	Lower	Upper
43	100		
58	17.1	0.0	49.1

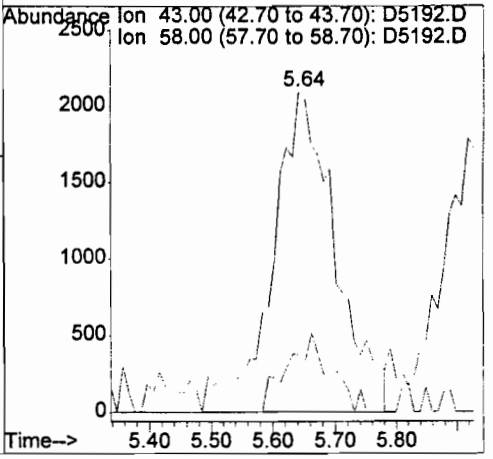

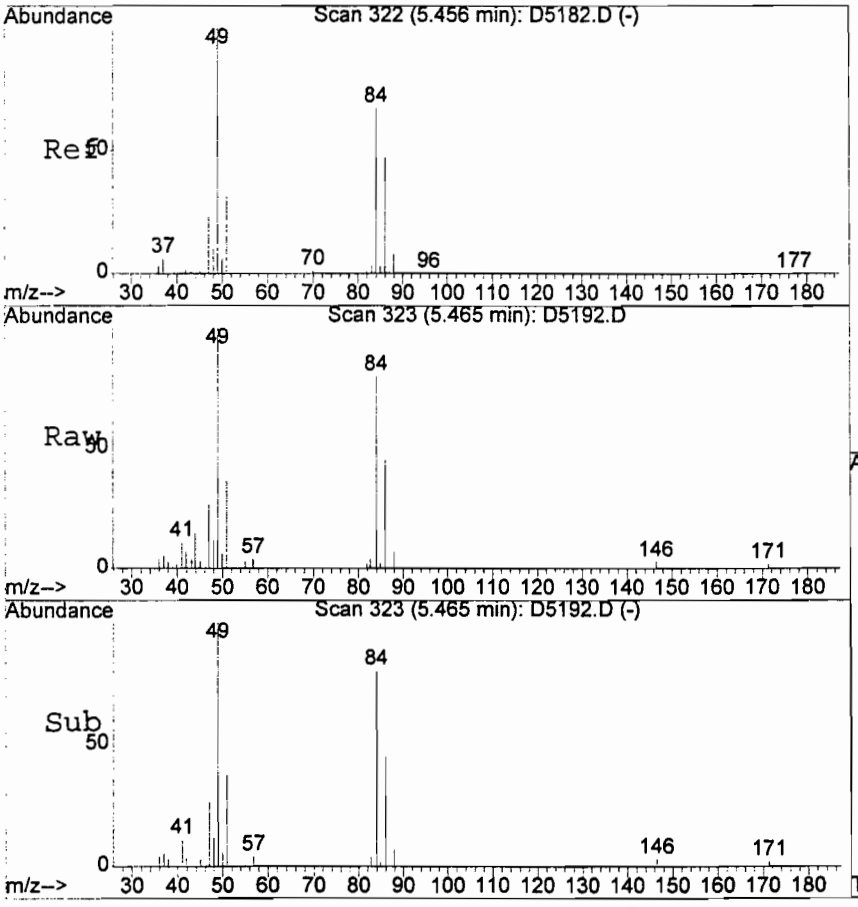

#15
Methylene Chloride
Concen: 14.31 ug/L
RT: 5.47 min Scan# 323
Delta R.T. 0.01 min
Lab File: D5192.D
Acq: 9 Mar 2001 8:41 pm

Tgt Ion: 84 Resp: 22838

Ion	Ratio	Lower	Upper
84	100		
86	64.6	29.6	89.6
49	153.9	115.1	175.1

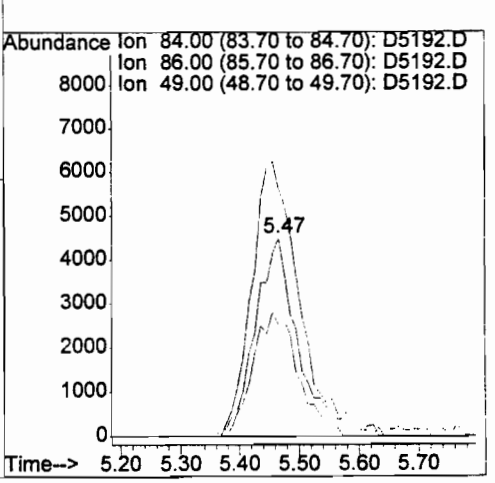

0000177

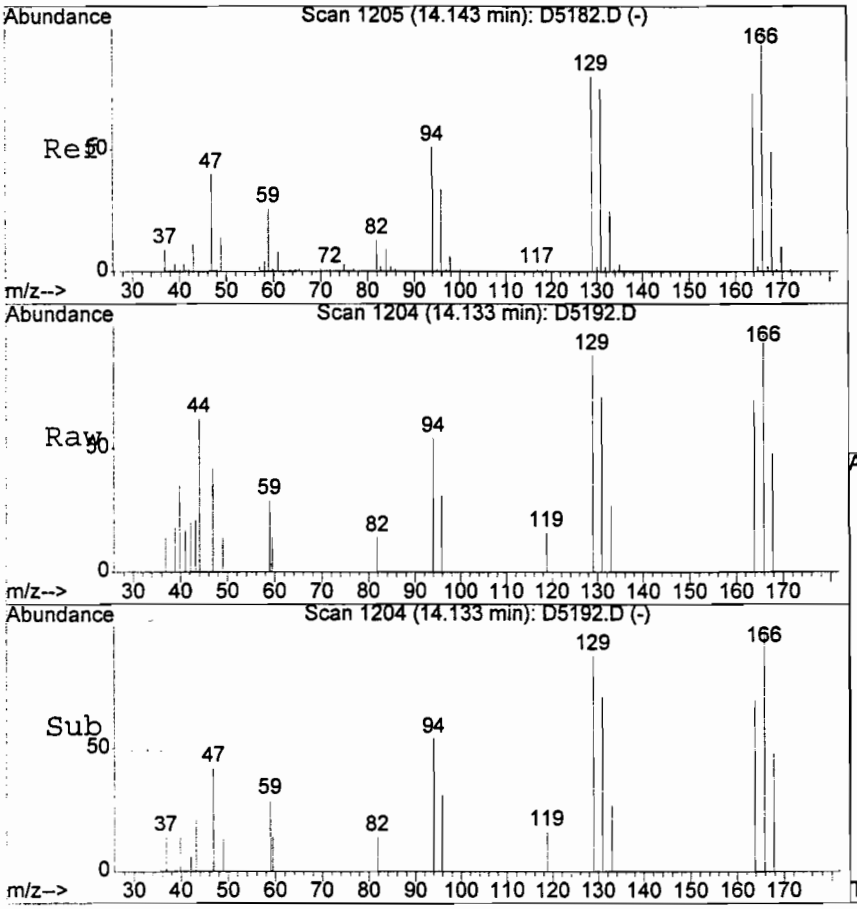

#53
Tetrachloroethene
Concen: 1.37 ug/L
RT: 14.13 min Scan# 1204
Delta R.T. -0.01 min
Lab File: D5192.D
Acq: 9 Mar 2001 8:41 pm

Tgt Ion:166 Resp: 4437

Ion	Ratio	Lower	Upper
166	100		
168	39.4	20.2	80.2
129	79.3	35.6	95.6

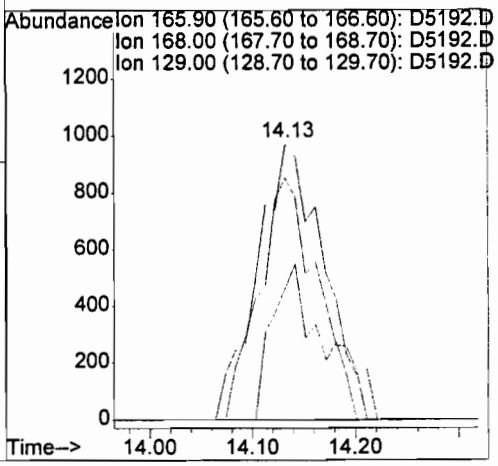

LSC Report - Integrated Chromatogram

File : D:\DATA\D5192.D
Operator : K.LOCKER
Acquired : 9 Mar 2001 8:41 pm using AcqMethod D030860X
Instrument : #13
Sample Name: 6101017, env hyd, vm3344
Misc Info : 5g/5MLS
Vial Number: 15
Quant File :D30960XS.RES (RTE Integrator)

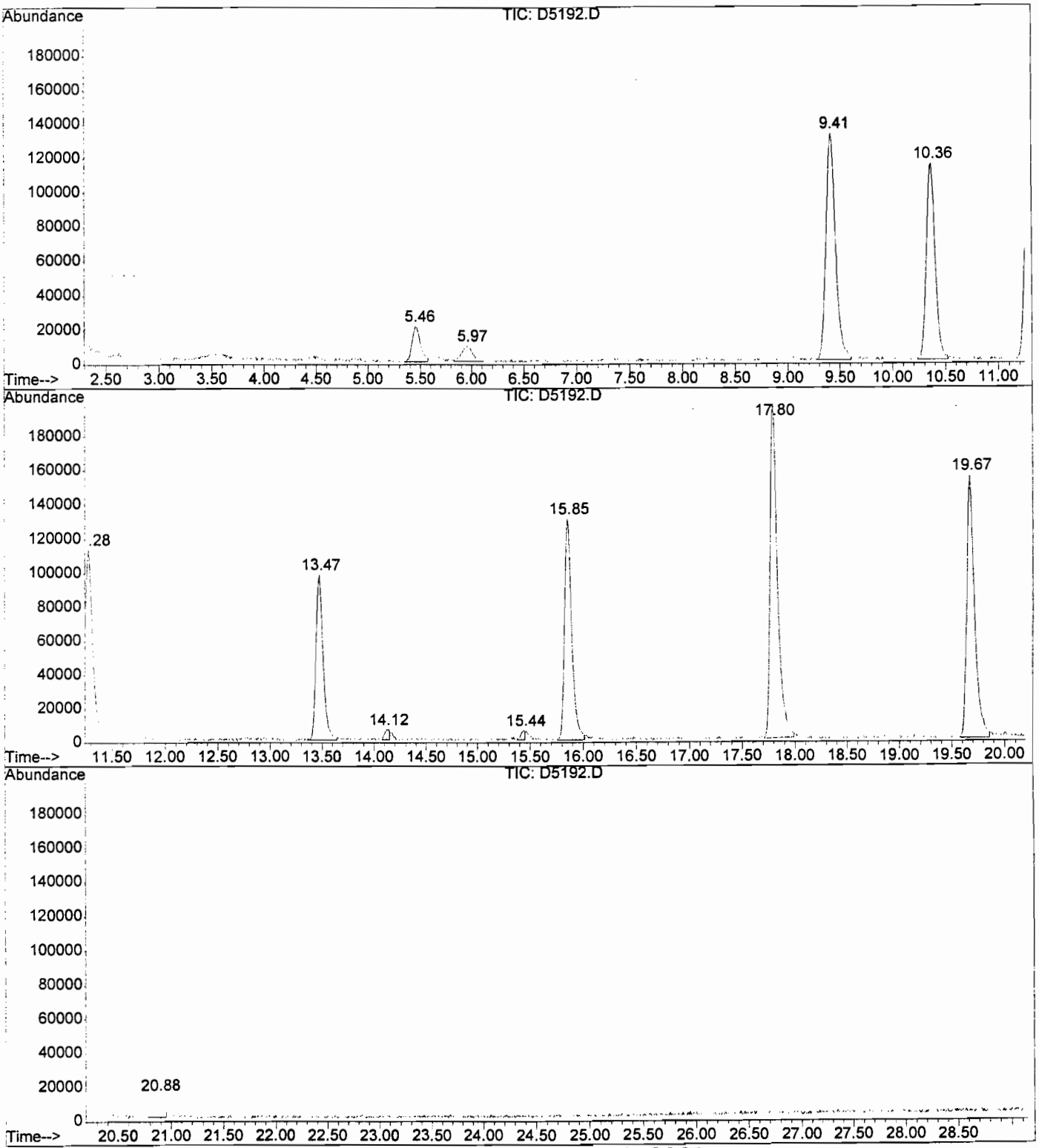

1A

EPA SAMPLE NO.

VOLATILE ORGANICS ANALYSIS DATA SHEET

MW-427

Lab Name: UPSTATE LABS Contract: ENVIRO HY

Lab Code: 10170 Case No.: 01 SAS No.: _____ SDG No.: ENH01

Matrix: (soil/water) SOIL Lab Sample ID: 6101018

Sample wt/vol: 5.0 (g/ml) G Lab File ID: D5209.D

Level: (low/med) LOW Date Received: 3/2/01

% Moisture: not dec. 16 Date Analyzed: 3/12/01

GC Column: RTX-VM ID: 0.53 (mm) Dilution Factor: 1.0

Soil Extract Volume: _____ (uL) Soil Aliquot Volume: _____ (uL)

CONCENTRATION UNITS:

CAS NO.	COMPOUND	(ug/L or ug/Kg) UG/KG	Q
74-87-3	Chloromethane	6	U
75-1-4	Vinyl Chloride	6	U
74-83-9	Bromomethane	6	U
75-00-3	Chloroethane	6	U
75-69-4	Trichlorofluoromethane	6	U
67-64-1	Acetone	12	U
75-35-4	1,1-Dichloroethene	6	U
74-88-4	Iodomethane	6	U
75-15-0	Carbon Disulfide	6	U
75-09-2	Methylene Chloride	17	B
107-13-1	Acrylonitrile	120	U
156-60-5	trans-1,2-Dichloroethene	6	U
75-34-33	1,1-Dichloroethane	6	U
108-5-4	Vinyl Acetate	60	U
78-93-3	2-Butanone	12	U
156-59-2	cis-1,2-Dichloroethene	6	U
67-66-3	Chloroform	6	U
74-97-5	Bromochloromethane	6	U
71-55-6	1,1,1-Trichloroethane	6	U
56-23-5	Carbon Tetrachloride	6	U
71-43-2	Benzene	6	U
107-06-2	1,2-Dichloroethane	6	U
97-01-6	Trichloroethene	6	U
78-87-5	1,2-Dichloropropane	6	U
75-27-4	Bromodichloromethane	6	U
74-95-3	Dibromomethane	6	U
108-10-1	4-Methyl-2-pentanone	12	U
10061-1-5	cis-1,3-Dichloropropene	6	U
108-88-3	Toluene	6	U
10061-2-6	trans-1,3-Dichloropropene	6	U
79-00-5	1,1,2-Trichloroethane	6	U
591-78-6	2-Hexanone	12	U
127-18-4	Tetrachloroethene	6	U
124-48-1	Dibromochloromethane	6	U
106-93-4	1,2-Dibromoethane	6	U
108-90-7	Chlorobenzene	6	U
630-20-6	1,1,1,2-Tetrachloroethane	6	U
100-41-4	Ethylbenzene	6	U
108-38-3	m,p-Xylene	6	U

1A

EPA SAMPLE NO.

VOLATILE ORGANICS ANALYSIS DATA SHEET

MW-427

Lab Name: UPSTATE LABS Contract: ENVIRO HY

Lab Code: 10170 Case No.: 01 SAS No.: SDG No.: ENH01

Matrix: (soil/water) SOIL Lab Sample ID: 6101018

Sample wt/vol: 5.0 (g/ml) G Lab File ID: D5209.D

Level: (low/med) LOW Date Received: 3/2/01

% Moisture: not dec. 16 Date Analyzed: 3/12/01

GC Column: RTX-VM ID: 0.53 (mm) Dilution Factor: 1.0

Soil Extract Volume: (uL) Soil Aliquot Volume: (uL)

CAS NO.	COMPOUND	CONCENTRATION UNITS: (ug/L or ug/Kg) UG/KG	Q
95-47-6	o-Xylene	6	U
100-42-5	Styrene	6	U
75-25-2	Bromoform	6	U
79-34-5	1,1,2,2-Tetrachloroethane	6	U
96-18-4	1,2,3-Trichloropropane	6	U
110-57-6	1,4-Dichloro-2-butene	12	U
541-73-1	1,3-Dichlorobenzene	6	U
106-46-7	1,4-Dichlorobenzene	6	U
95-50-1	1,2-Dichlorobenzene	6	U
96-12-8	1,2-Dibromo-3-chloro-propane	12	U

1E

VOLATILE ORGANICS ANALYSIS DATA SHEET
TENTATIVELY IDENTIFIED COMPOUNDS

EPA SAMPLE NO.

MW-427

Lab Name: UPSTATE LABS Contract: ENVIRO HY

Lab Code: 10170 Case No.: 01 SAS No.: _____ SDG No.: ENH01

Matrix: (soil/water) SOIL Lab Sample ID: 6101018

Sample wt/vol: 5.0 (g/ml) G Lab File ID: D5209.D

Level: (low/med) LOW Date Received: 3/2/01

% Moisture: not dec. 16 Date Analyzed: 3/12/01

GC Column: RTX-VM ID: 0.53 (mm) Dilution Factor: 1.0

Soil Extract Volume: 1 (uL) Soil Aliquot Volume: 1 (uL)

CONCENTRATION UNITS:
(ug/L or ug/Kg) UG/KG

Number TICs found: 0

CAS NO.	COMPOUND NAME	RT	EST. CONC.	Q

Quantitation Report (QT Reviewed)

Data File : D:\DATA\D5209.D Vial: 15
Acq On : 12 Mar 2001 9:21 pm Operator: K.LOCKER
Sample : 6101018, env hyd, vm3346 Inst : #13
Misc : 5g/5MLS Multiplr: 1.00
MS Integration Params: rteint.p
Quant Time: Mar 21 11:26 2001 Quant Results File: D30960XS.RES

Quant Method : C:\HPCHEM\1\METHODS\D30960XS.M (RTE Integrator)
Title : VOA 8260 Calibration
Last Update : Wed Mar 21 11:21:50 2001
Response via : Continuing Cal File: D:\DATA\D5213.D
DataAcq Meth : D30960XS

Internal Standards	R.T.	QIon	Response	Conc	Units	Dev(Min)
1) Pentafluorobenzene	10.37	168	354845	50.00	ug/L	0.02
32) 1,4-Difluorobenzene	11.29	114	324124	50.00	ug/L	0.03
50) Chlorobenzene-d5	15.86	117	223493	50.00	ug/L	0.02
72) 1,4-Dichlorobenzene-d4	19.69	152	134863	50.00	ug/L	0.04
System Monitoring Compounds						
30) Dibromofluoromethane	9.42	113	385414	46.98	ug/L	0.00
Spiked Amount 50.000	Range 86 - 118		Recovery = 93.96%			
44) Toluene-d8	13.48	98	248914	45.81	ug/L	0.02
Spiked Amount 50.000	Range 88 - 110		Recovery = 91.62%			
49) Bromofluorobenzene	17.81	95	239648	34.04	ug/L	0.03
Spiked Amount 50.000	Range 86 - 115		Recovery = 68.08%#			
Target Compounds						Qvalue
15) Methylene Chloride	5.47	84	40932m	14.07	ug/L	

(#) = qualifier out of range (m) = manual integration

Data File : D:\DATA\D5209.D
Acq On : 12 Mar 2001 9:21 pm
Sample : 6101018, env hyd, vm3346
Misc : 5g/5MLS
MS Integration Params: rteint.p
Quant Time: Mar 21 11:26 2001

Vial: 15
Operator: K.LOCKER
Inst : #13
Multiplr: 1.00

Quant Results File: D30960XS.RES

Method : C:\HPCHEM\1\METHODS\D30960XS.M (RTE Integrator)
Title : VOA 8260 Calibration
Last Update : Wed Mar 21 11:21:50 2001
Response via : Continuing Cal File: D:\DATA\D5213.D

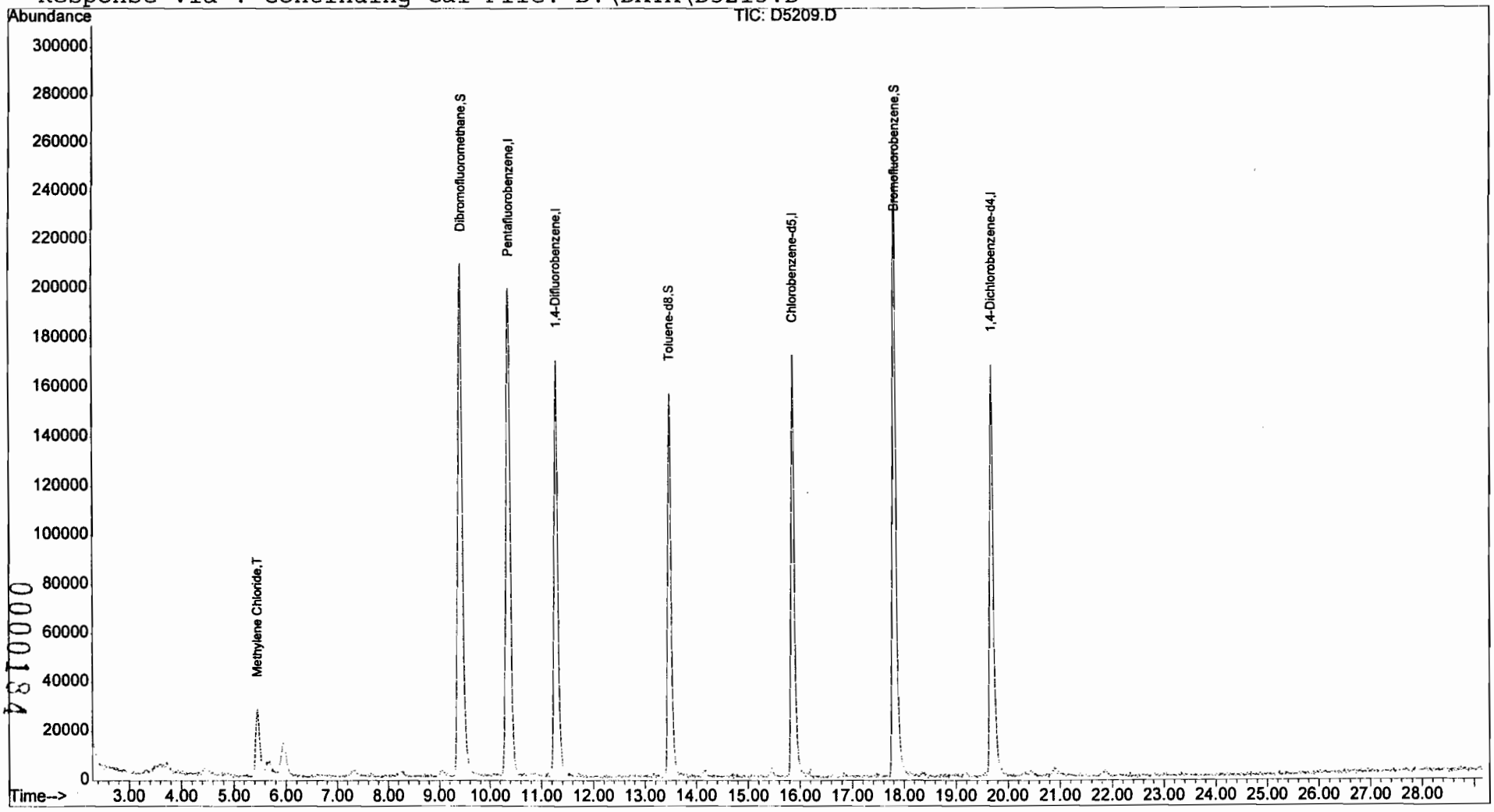

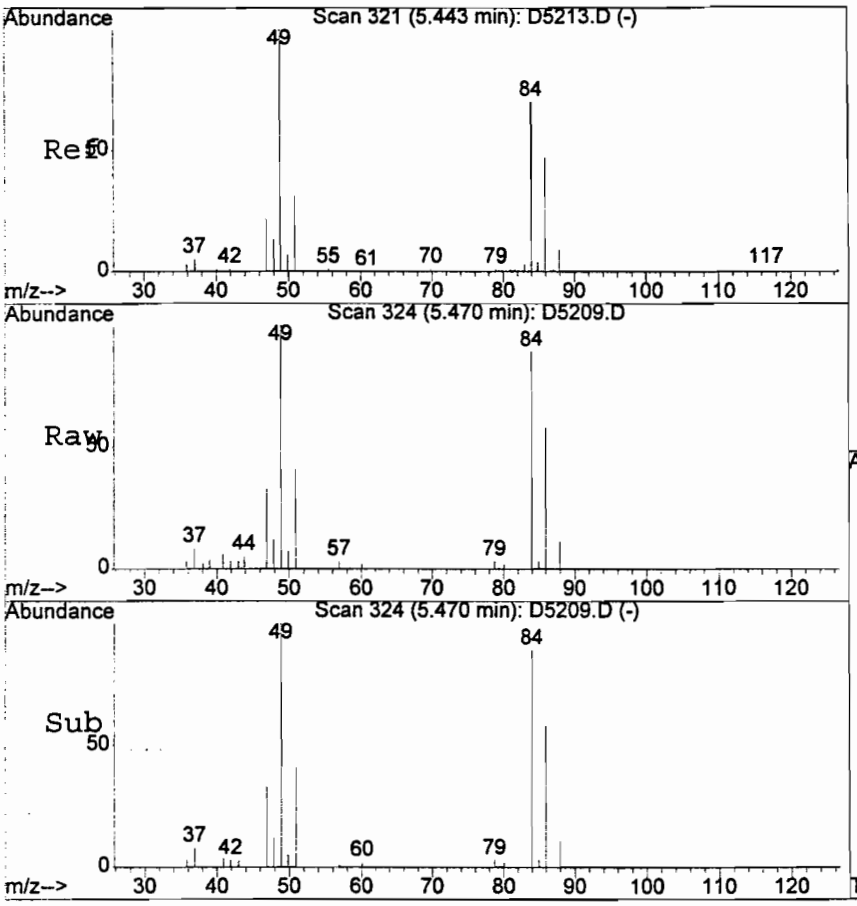

#15
Methylene Chloride
Concen: 14.07 ug/L m
RT: 5.47 min Scan# 324
Delta R.T. 0.03 min
Lab File: D5209.D
Acq: 12 Mar 2001 9:21 pm

Tgt Ion: 84 Resp: 40932

Ion	Ratio	Lower	Upper
84	100		
86	55.3	29.6	89.6
49	112.5	115.1	175.1#

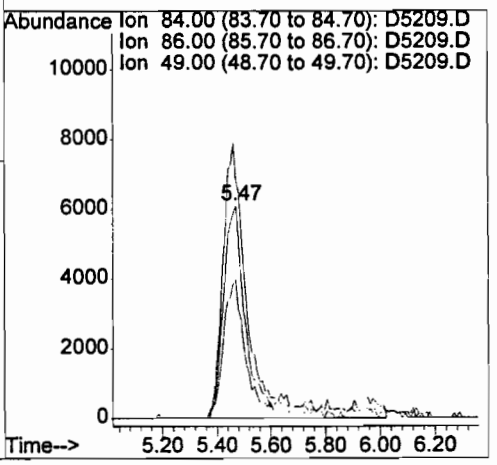

LSC Report - Integrated Chromatogram

File : D:\DATA\D5209.D
Operator : K.LOCKER
Acquired : 12 Mar 2001 9:21 pm using AcqMethod D30960XS
Instrument : #13
Sample Name: 6101018, env hyd, vm3346
Misc Info : 5g/5MLS
Vial Number: 15
Quant File :D30960XS.RES (RTE Integrator)

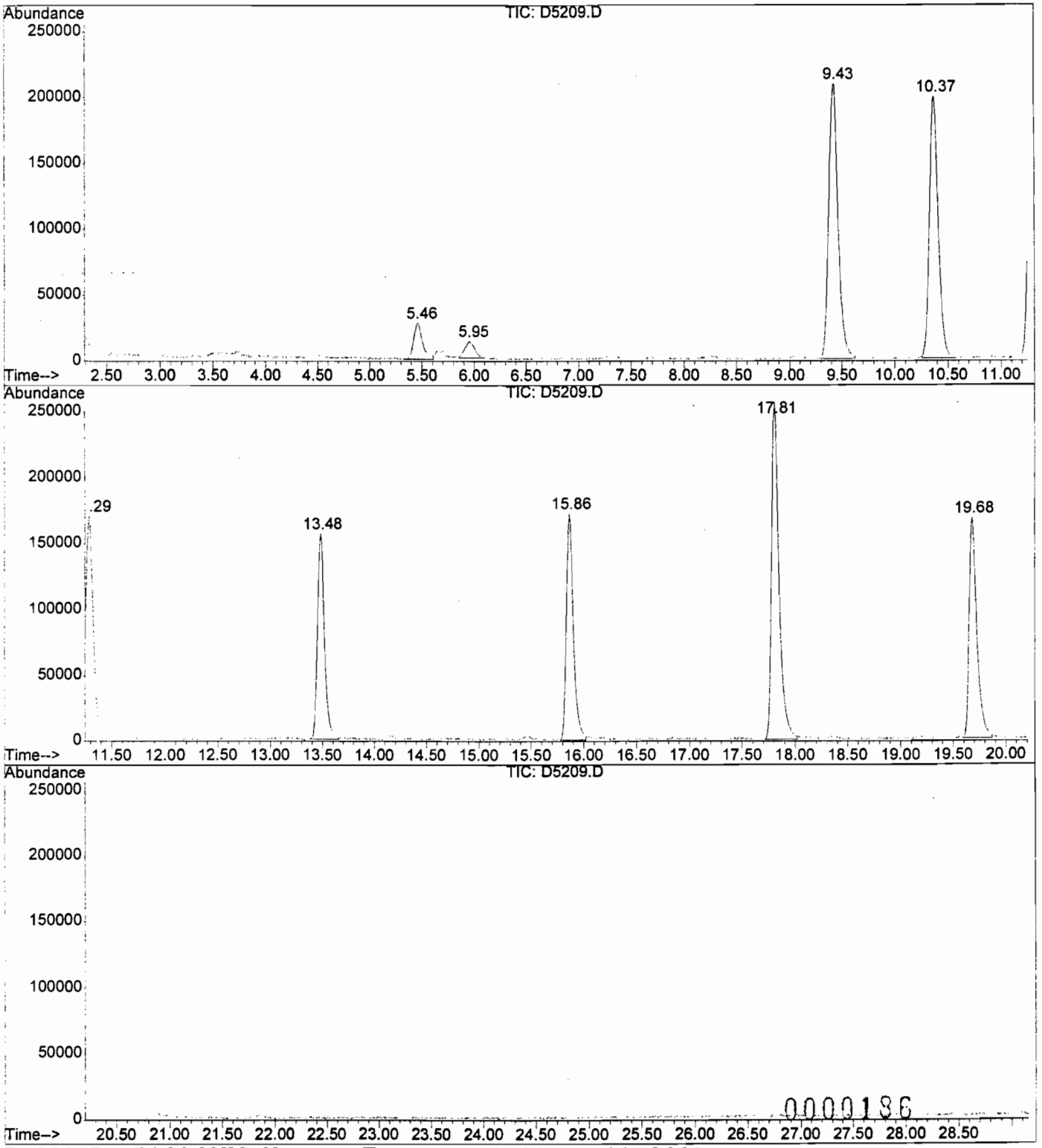

0000186

D5209.D D30960XS.M Tue Mar 13 08:44:33 2001

Percent Solids

UPSTATE LABORATORIES, INC.
WORK SHEET

Today's Analysis:
Date Analyzed: 3/2/01
Matrix: SOLID
Units: %

Batch/File No. WD3856

S35-4-02 Revised 1/96

$$\%S = \frac{b - a}{d} \times 100$$

Oven Temp. in: 104 C
Oven Temp. out: 104 C

ULI ID Number	Dish ID No.	Dish Weight (g) "a"	Wght of Tared Sample (g) "d"	Final Weight at 103 (g) "b"	%S Result (%)	Comments
61-15			2.766	2.473	89	
-16			2.188	1.786	82	
-17			1.731	1.473	85	
-18			2.512	2.117	84	
-63			2.191	1.783	81.4	13:1 comp!
-64			1.437	1.138	79.2	report as
-65			1.438	1.043	72.5	61-62 = 73%
-66			1.367	1.057	77.3	
-67			1.638	0.574	35.0	
-68			2.121	1.779	83.9	
-17 DP			1.568	1.310	84	1.2R%D
-69			1.511	1.194	79.0	
-70			1.762	0.752	42.7	
-71			2.400	2.036	84.8	
-72			2.752	2.420	87.9	
-73			2.709	1.387	51.2	
-74			2.117	1.878	88.7	
-75			1.961	1.745	89.0	

00001S7

Prepared by: DD

Date: 3/2/01

Standards Data

Upstate Laboratories, Inc.

Initial Calibration

Upstate Laboratories, Inc.

6A

VOLATILE ORGANICS INITIAL CALIBRATION DATA

Lab Name: UPSTATE LABS Contract: ENVIRONMENTA

Lab Code: 10170 Case No.: 01 SAS No.: SDG No.: ENH01

Instrument ID: 12.0 Calibration Date(s): 3/6/01 3/6/01

Heated Purge (Y/N): N Calibration Times: 11:16 13:54

GC Column: RTX-VOLA ID: 0.53 (mm)

LAB FILE ID: RRF10 = C8030.D RRF20 = C8029.D

RRFCC = C8026.D RRF100 = C8028.D RRF200 = C8027.D

COMPOUND		RRF10	RRF20	RRFCC	RRF100	RRF200	$\overline{RRF}$	% RSD	
Chloromethane	*	0.137	0.122	0.125	0.122	0.126	0.126	4.9	*
Vinyl Chloride	*	0.160	0.152	0.158	0.156	0.158	0.157	2.0	*
Bromomethane	*	0.244	0.228	0.216	0.231	0.161	0.216	14.9	*
Chloroethane	*	0.132	0.119	0.126	0.124	0.118	0.124	4.6	*
Trichlorofluoromethane	*	0.620	0.594	0.640	0.607	0.633	0.619	3.0	*
Acetone	*	0.129	0.078	0.096	0.072	0.057	0.086	31.7	*
1,1-Dichloroethene	*	0.340	0.316	0.336	0.328	0.330	0.330	2.8	*
Iodomethane	*	0.473	0.452	0.520	0.498	0.518	0.492	6.0	*
Carbon Disulfide	*	0.408	0.371	0.409	0.391	0.410	0.398	4.3	*
Methylene Chloride	*	0.526	0.410	0.347	0.333	0.319	0.387	22.0	*
Acrylonitrile	*	0.058	0.049	0.049	0.055	0.047	0.052	8.8	*
trans-1,2-Dichloroethene	*	0.350	0.327	0.351	0.347	0.354	0.346	3.1	*
1,1-Dichloroethane	*	0.616	0.570	0.591	0.581	0.587	0.589	2.9	*
Vinyl Acetate	*	0.388	0.390	0.560	0.586	0.564	0.498	20.1	*
2-Butanone	*	0.163	0.149	0.107	0.116	0.092	0.125	23.5	*
cis-1,2-Dichloroethene	*	0.266	0.243	0.263	0.259	0.262	0.259	3.6	*
Chloroform	*	0.774	0.712	0.752	0.742	0.748	0.746	3.0	*
Bromochloromethane	*	0.170	0.151	0.164	0.161	0.161	0.161	4.4	*
1,1,1-Trichloroethane	*	0.644	0.618	0.661	0.638	0.660	0.644	2.8	*
Carbon Tetrachloride	*	0.560	0.557	0.622	0.613	0.663	0.603	7.5	*
Benzene	*	0.759	0.699	0.749	0.719	0.751	0.735	3.4	*
1,2-Dichloroethane	*	0.374	0.342	0.372	0.365	0.370	0.365	3.6	*
Trichloroethene	*	0.459	0.423	0.457	0.439	0.458	0.447	3.6	*
1,2-Dichloropropane	*	0.391	0.359	0.375	0.370	0.377	0.374	3.1	*
Bromodichloromethane	*	0.726	0.672	0.719	0.705	0.722	0.709	3.1	*
Dibromomethane	*	0.289	0.257	0.276	0.276	0.267	0.273	4.3	*
4-Methyl-2-pentanone	*	0.184	0.161	0.157	0.175	0.149	0.165	8.7	*
cis-1,3-Dichloropropene	*	0.489	0.456	0.494	0.486	0.497	0.484	3.4	*
Toluene	*	0.502	0.463	0.503	0.477	0.502	0.489	3.8	*
trans-1,3-Dichloropropene	*	0.383	0.342	0.382	0.384	0.388	0.376	5.0	*
1,1,2-Trichloroethane	*	0.299	0.261	0.276	0.284	0.271	0.278	5.2	*
2-Hexanone	*	0.198	0.167	0.167	0.189	0.156	0.175	9.8	*
Tetrachloroethene	*	0.641	0.614	0.702	0.657	0.702	0.663	5.8	*
Dibromochloromethane	*	0.909	0.839	0.899	0.937	0.922	0.901	4.2	*
1,2-Dibromoethane	*	0.504	0.442	0.477	0.494	0.474	0.478	4.9	*
Chlorobenzene	*	1.029	0.975	1.057	1.013	1.070	1.029	3.6	*
1,1,1,2-Tetrachloroethane	*	0.373	0.355	0.383	0.383	0.397	0.378	4.2	*
Ethylbenzene	*	1.286	1.217	1.335	1.276	1.352	1.293	4.1	*
m,p-Xylene	*	0.500	0.485	0.529	0.501	0.519	0.507	3.4	*

* Compounds with required minimum RRF and maximum %RSD values.
All other compounds must meet a minimum RRF of 0.010.

6A

VOLATILE ORGANICS INITIAL CALIBRATION DATA

Lab Name: UPSTATE LABS Contract: ENVIRONMENTA

Lab Code: 10170 Case No.: 01 SAS No.: SDG No.: ENH01

Instrument ID: 12.0 Calibration Date(s): 3/6/01 3/6/01

Heated Purge (Y/N): N Calibration Times: 11:16 13:54

GC Column: RTX-VOLA ID: 0.53 (mm)

LAB FILE ID: RRF10 = C8030.D RRF20 = C8029.D

RRFCC = C8026.D RRF100 = C8028.D RRF200 = C8027.D

COMPOUND		RRF10	RRF20	RRFCC	RRF100	RRF200	$\overline{RRF}$	% RSD	
o-Xylene	*	0.489	0.477	0.514	0.497	0.510	0.497	3.0	*
Styrene	*	0.904	0.874	0.943	0.914	0.947	0.916	3.3	*
Bromoform	*	0.622	0.555	0.613	0.654	0.619	0.613	5.9	*
1,1,2,2-Tetrachloroethane	*	0.710	0.599	0.613	0.657	0.595	0.635	7.7	*
1,2,3-Trichloropropane	*	0.325	0.279	0.274	0.285	0.260	0.285	8.5	*
1,4-Dichloro-2-butene	*	0.074	0.069	0.077	0.084	0.081	0.077	7.8	*
1,3-Dichlorobenzene	*	0.843	0.807	0.894	0.849	0.883	0.855	4.0	*
1,4-Dichlorobenzene	*	0.890	0.822	0.904	0.874	0.916	0.881	4.2	*
1,2-Dichlorobenzene	*	0.833	0.788	0.826	0.815	0.820	0.816	2.1	*
1,2-Dibromo-3-chloro-propane	*	0.122	0.100	0.101	0.112	0.097	0.106	9.9	*
Dibromofluoromethane	*	0.745	0.728	0.710	0.715	0.698	0.719	2.5	*
Toluene-d8	*	0.864	0.853	0.852	0.838	0.837	0.849	1.3	*
Bromofluorobenzene		0.879	0.821	0.812	0.804	0.779	0.819	4.5	

* Compounds with required minimum RRF and maximum %RSD values.
All other compounds must meet a minimum RRF of 0.010.

0000189

Response Factor Report #12

Method : C:\HPCHEM\1\METHODS\C030660.M (RTE Integrator)
Title : VOA 8260 Calibration
Last Update : Tue Mar 06 14:42:27 2001
Response via : Continuing Calibration

Calibration Files
200 =C8027.D 100 =C8028.D 50 =C8026.D
20 =C8029.D 10 =C8030.D

		Compound	200	100	50	20	10	Avg	%RSD
1)	I	Pentafluorobenzene	ISTD						
2)	T	Dichlorodifluorometha	0.167	0.159	0.167	0.156	0.159	0.162	3.11
3)	T	Chloromethane	0.126	0.122	0.125	0.122	0.137	0.126	4.84
4)	TC	Vinyl Chloride	0.158	0.156	0.158	0.151	0.160	0.157	2.03
5)	T	Bromomethane	0.161	0.231	0.216	0.228	0.244	0.216	14.94
6)	T	Chloroethane	0.118	0.124	0.126	0.119	0.132	0.124	4.57
7)	T	Trichlorofluoromethan	0.633	0.607	0.640	0.594	0.620	0.619	3.01
8)	T	Acrolein	0.021	0.023	0.018	0.018	0.011	0.018#	25.77
9)	T	Acetone	0.057	0.072	0.096	0.078	0.129	0.086	31.74
10)	TC	1,1-Dichloroethene	0.330	0.328	0.336	0.316	0.340	0.330	2.83
11)	T	Acetonitrile	0.024	0.023	0.026	0.023	0.026	0.025#	6.38
12)	T	Iodomethane	0.518	0.498	0.520	0.452	0.473	0.492	6.00
13)	T	Allyl Chloride	0.238	0.234	0.264	0.232	0.262	0.246	6.38
14)	T	Carbon Disulfide	0.410	0.391	0.408	0.371	0.408	0.398	4.28
15)	T	Methylene Chloride	0.319	0.333	0.347	0.410	0.526	0.387	21.98
16)	T	MTBE	0.506	0.554	0.528	0.495	0.590	0.535	7.13
17)	T	Acrylonitrile	0.047	0.054	0.049	0.049	0.058	0.052	8.75
18)	T	trans-1,2-Dichloroeth	0.354	0.347	0.351	0.327	0.350	0.346	3.09
19)	T	1,1-Dichloroethane	0.587	0.581	0.591	0.570	0.616	0.589	2.88
20)	T	Vinyl Acetate	0.564	0.586	0.560	0.390	0.388	0.498	20.08
21)	T	Chloroprene	0.304	0.296	0.306	0.284	0.304	0.299	3.11
22)	T	2-Butanone	0.092	0.116	0.107	0.149	0.163	0.125	23.52
23)	T	Propionitrile	0.014	0.016	0.015	0.014	0.017	0.015#	8.71
24)	T	2,2-Dichloropropane	0.328	0.319	0.330	0.313	0.354	0.329	4.74
25)	T	cis-1,2-Dichloroethen	0.262	0.259	0.263	0.243	0.266	0.259	3.58
26)	T	Methacrylonitrile	0.061	0.063	0.059	0.057	0.080	0.064	14.72
27)	TC	Chloroform	0.748	0.742	0.752	0.712	0.774	0.746	2.99
28)	T	Bromochloromethane	0.160	0.161	0.164	0.151	0.170	0.161	4.43
29)	T	Isobutyl Alcohol	0.001	0.001	0.001	0.001	0.001	0.001#	36.14
30)	S	Dibromofluoromethane	0.698	0.715	0.710	0.728	0.745	0.719	2.47
31)	T	1,1,1-Trichloroethane	0.660	0.638	0.661	0.618	0.644	0.644	2.76
32)	I	1,4-Difluorobenzene	ISTD						
33)	T	1,1-Dichloropropene	0.451	0.422	0.451	0.408	0.432	0.433	4.28
34)	T	Carbon Tetrachloride	0.663	0.613	0.622	0.557	0.560	0.603	7.46
35)	T	Benzene	0.751	0.719	0.749	0.699	0.759	0.735	3.45
36)	T	1,2-Dichloroethane	0.370	0.365	0.372	0.342	0.374	0.365	3.57
37)	T	Trichloroethene	0.458	0.439	0.457	0.423	0.459	0.447	3.57
38)	TC	1,2-Dichloropropane	0.377	0.370	0.375	0.359	0.391	0.374	3.06
39)	T	Methyl Methacrylate	0.115	0.126	0.124	0.131	0.166	0.132	14.81
40)	T	Bromodichloromethane	0.722	0.705	0.719	0.672	0.726	0.709	3.11
41)	T	Dibromomethane	0.267	0.276	0.276	0.257	0.288	0.273	4.32
42)	T	4-Methyl-2-pentanone	0.149	0.175	0.157	0.161	0.184	0.165	8.71

(#) = Out of Range

Response Factor Report #12

Method : C:\HPCHEM\1\METHODS\C030660.M (RTE Integrator)
Title : VOA 8260 Calibration
Last Update : Tue Mar 06 14:42:27 2001
Response via : Continuing Calibration

Calibration Files
200 =C8027.D 100 =C8028.D 50 =C8026.D
20 =C8029.D 10 =C8030.D

		Compound	200	100	50	20	10	Avg	%RSD
43)	T	cis-1,3-Dichloroprope	0.497	0.486	0.494	0.456	0.489	0.484	3.40
44)	S	Toluene-d8	0.837	0.838	0.852	0.853	0.864	0.849	1.32
45)	TC	Toluene	0.502	0.477	0.503	0.463	0.502	0.489	3.79
46)	T	trans-1,3-Dichloropro	0.388	0.384	0.382	0.342	0.383	0.376	5.01
47)	T	Ethyl Methacrylate	0.183	0.205	0.191	0.158	0.164	0.180	10.65
48)	T	1,1,2-Trichloroethane	0.271	0.284	0.276	0.261	0.299	0.278	5.17
49)	S	Bromofluorobenzene	0.779	0.804	0.812	0.821	0.879	0.819	4.54
50)	I	Chlorobenzene-d5	ISTD						
51)	T	2-Hexanone	0.156	0.188	0.167	0.167	0.198	0.175	9.79
52)	T	1,3-Dichloropropane	0.540	0.553	0.541	0.506	0.565	0.541	4.09
53)	T	Tetrachloroethene	0.702	0.657	0.702	0.614	0.641	0.663	5.78
54)	T	Dibromochloromethane	0.922	0.937	0.899	0.839	0.909	0.901	4.19
55)	T	1,2-Dibromoethane	0.474	0.493	0.477	0.442	0.504	0.478	4.93
56)	T	Chlorobenzene	1.070	1.013	1.057	0.975	1.029	1.029	3.63
57)	T	1,1,1,2-Tetrachloroet	0.397	0.383	0.383	0.354	0.373	0.378	4.19
58)	TC	Ethylbenzene	1.352	1.276	1.334	1.217	1.286	1.293	4.11
59)	T	m,p-Xylene	0.519	0.501	0.529	0.485	0.500	0.507	3.40
60)	T	o-Xylene	0.510	0.497	0.514	0.477	0.489	0.497	3.02
61)	T	Styrene	0.947	0.914	0.943	0.874	0.904	0.916	3.27
62)	T	Bromoform	0.619	0.654	0.613	0.555	0.622	0.613	5.88
63)	T	1,1,2,2-Tetrachloroet	0.594	0.657	0.613	0.599	0.710	0.635	7.70
64)	T	1,2,3-Trichloropropan	0.260	0.285	0.274	0.279	0.325	0.285	8.55
65)	T	1,4-Dichloro-2-butene	0.081	0.084	0.077	0.068	0.074	0.077	7.86
66)	T	1,3,5-Trimethylbenzen	1.125	1.070	1.127	1.016	1.054	1.078	4.44
67)	T	1,2,4-Trimethylbenzen	1.200	1.148	1.204	1.088	1.142	1.156	4.15
68)	T	1,3-Dichlorobenzene	0.883	0.849	0.894	0.807	0.842	0.855	4.04
69)	T	1,4-Dichlorobenzene	0.916	0.874	0.904	0.822	0.890	0.881	4.17
70)	T	1,2-Dichlorobenzene	0.820	0.815	0.826	0.788	0.833	0.816	2.11
71)	T	1,2-Dibromo-3-chloro-	0.097	0.112	0.101	0.100	0.122	0.106	9.91
72)	I	1,4-Dichlorobenzene-d	ISTD						

(#) = Out of Range

0000191

Quantitation Report (Not Reviewed)

Data File : D:\DATA\C8026.D Vial: 2
Acq On : 6 Mar 2001 11:16 am Operator: K.LOCKER
Sample : CC Inst : #12
Misc : 5MLS Multiplr: 1.00
MS Integration Params: rteint.p
Quant Time: Mar 6 14:29 2001 Quant Results File: C030660.RES

Quant Method : C:\HPCHEM\1\METHODS\C030660.M (RTE Integrator)
Title : VOA 8260 Calibration
Last Update : Tue Mar 06 14:28:40 2001
Response via : Continuing Cal File: D:\DATA\C8026.D
DataAcq Meth : C020260

Internal Standards	R.T.	QIon	Response	Conc	Units	Dev(Min)
1) Pentafluorobenzene	8.48	168	277031	50.00	ug/L	0.00
32) 1,4-Difluorobenzene	11.76	114	298120	50.00	ug/L	0.00
50) Chlorobenzene-d5	18.95	117	220461	50.00	ug/L	0.00
72) 1,4-Dichlorobenzene-d4	23.57	152	141027	50.00	ug/L	0.00
System Monitoring Compounds						
30) Dibromofluoromethane	8.28	113	196775	50.00	ug/L	0.00
Spiked Amount 50.000	Range 86 - 118		Recovery = 100.00%			
44) Toluene-d8	15.78	98	253911	50.00	ug/L	0.00
Spiked Amount 50.000	Range 88 - 110		Recovery = 100.00%			
49) Bromofluorobenzene	21.36	95	242108	50.00	ug/L	0.00
Spiked Amount 50.000	Range 86 - 115		Recovery = 100.00%			
Target Compounds						Qvalue
2) Dichlorodifluoromethane	2.23	85	46343	50.00	ug/L	99
3) Chloromethane	2.43	50	34684	50.00	ug/L	99
4) Vinyl Chloride	2.52	62	43704	50.00	ug/L	97
5) Bromomethane	2.90	94	59871	50.00	ug/L	99
6) Chloroethane	2.99	64	34780	50.00	ug/L	93
7) Trichlorofluoromethane	3.31	101	177267	50.00	ug/L	99
8) Acrolein	3.69	56	19572	200.00	ug/L	90
9) Acetone	3.80	43	26507	50.00	ug/L	100
10) 1,1-Dichloroethene	3.98	96	93192	50.00	ug/L	93
11) Acetonitrile	4.45	41	73084	500.00	ug/L	96
12) Iodomethane	4.29	142	144058	50.00	ug/L	94
13) Allyl Chloride	4.45	41	73084	50.00	ug/L	87
14) Carbon Disulfide	4.56	76	113156	50.00	ug/L	100
15) Methylene Chloride	4.57	84	96049	50.00	ug/L	98
16) MTBE	5.05	73	146215	50.00	ug/L	97
17) Acrylonitrile	4.70	53	53918	200.00	ug/L	99
18) trans-1,2-Dichloroethene	5.12	96	97128	50.00	ug/L	90
19) 1,1-Dichloroethane	5.87	63	163734	50.00	ug/L	99
20) Vinyl Acetate	5.97	43	155238	50.00	ug/L	100
21) Chloroprene	6.12	53	84695	50.00	ug/L	93
22) 2-Butanone	6.88	43	29738	50.00	ug/L #	36
23) Propionitrile	6.80	54	40828	500.00	ug/L	99
24) 2,2-Dichloropropane	7.22	77	91349	50.00	ug/L	97
25) cis-1,2-Dichloroethene	7.23	96	72919	50.00	ug/L	94
26) Methacrylonitrile	7.43	41	16334	50.00	ug/L	95
27) Chloroform	7.70	83	208397	50.00	ug/L	100
28) Bromochloromethane	8.01	128	45431	50.00	ug/L	99
29) Isobutyl Alcohol	8.00	43	14205	5000.00	ug/L	81

(#) = qualifier out of range (m) = manual integration 0000192

Quantitation Report (Not Reviewed)

Data File : D:\DATA\C8026.D
Acq On : 6 Mar 2001 11:16 am
Sample : CC
Misc : 5MLS
MS Integration Params: rteint.p
Quant Time: Mar 6 14:29 2001

Vial: 2
Operator: K.LOCKER
Inst : #12
Multiplr: 1.00
Quant Results File: C030660.RES

Quant Method : C:\HPCHEM\1\METHODS\C030660.M (RTE Integrator)
Title : VOA 8260 Calibration
Last Update : Tue Mar 06 14:28:40 2001
Response via : Continuing Cal File: D:\DATA\C8026.D
DataAcq Meth : C020260

	Compound	R.T.	QIon	Response	Conc	Unit	Qvalue
31)	1,1,1-Trichloroethane	9.03	97	183233	50.00	ug/L	98
33)	1,1-Dichloropropene	9.65	75	134408	50.00	ug/L	97
34)	Carbon Tetrachloride	9.94	117	185314	50.00	ug/L	99
35)	Benzene	10.45	78	223290	50.00	ug/L	100
36)	1,2-Dichloroethane	10.34	62	110840	50.00	ug/L	93
37)	Trichloroethene	12.65	95	136328	50.00	ug/L	93
38)	1,2-Dichloropropane	13.07	63	111815	50.00	ug/L	99
39)	Methyl Methacrylate	13.62	41	36970	50.00	ug/L	94
40)	Bromodichloromethane	13.63	83	214213	50.00	ug/L	100
41)	Dibromomethane	13.62	93	82309	50.00	ug/L	90
42)	4-Methyl-2-pentanone	14.96	43	46878	50.00	ug/L	100
43)	cis-1,3-Dichloropropene	15.18	75	147300	50.00	ug/L	99
45)	Toluene	15.95	92	149977	50.00	ug/L	99
46)	trans-1,3-Dichloropropene	16.38	75	113909	50.00	ug/L	98
47)	Ethyl Methacrylate	16.69	69	56915	50.00	ug/L	95
48)	1,1,2-Trichloroethane	16.66	83	82373	50.00	ug/L	96
51)	2-Hexanone	16.99	43	36832	50.00	ug/L	95
52)	1,3-Dichloropropane	17.22	76	119210	50.00	ug/L	100
53)	Tetrachloroethene	17.43	166	154696	50.00	ug/L	93
54)	Dibromochloromethane	17.62	129	198117	50.00	ug/L	100
55)	1,2-Dibromoethane	18.03	107	105226	50.00	ug/L	99
56)	Chlorobenzene	19.03	112	233040	50.00	ug/L	96
57)	1,1,1,2-Tetrachloroethane	19.16	131	84448	50.00	ug/L	100
58)	Ethylbenzene	19.27	91	294201	50.00	ug/L	100
59)	m,p-Xylene	19.46	106	233083	100.00	ug/L	95
60)	o-Xylene	20.26	106	113235	50.00	ug/L	95
61)	Styrene	20.30	104	207859	50.00	ug/L	90
62)	Bromoform	20.68	173	135080	50.00	ug/L	99
63)	1,1,2,2-Tetrachloroethane	21.22	83	135232	50.00	ug/L	98
64)	1,2,3-Trichloropropane	21.47	75	60406	50.00	ug/L	99
65)	1,4-Dichloro-2-butene	21.65	75	16874	50.00	ug/L	96
66)	1,3,5-Trimethylbenzene	22.12	105	248522	50.00	ug/L	95
67)	1,2,4-Trimethylbenzene	22.82	105	265515	50.00	ug/L	94
68)	1,3-Dichlorobenzene	23.42	146	196985	50.00	ug/L	97
69)	1,4-Dichlorobenzene	23.62	146	199247	50.00	ug/L	96
70)	1,2-Dichlorobenzene	24.25	146	182042	49.90	ug/L	94
71)	1,2-Dibromo-3-chloro-propa	25.62	75	22340	50.00	ug/L	81

(#) = qualifier out of range (m) = manual integration

Data File : D:\DATA\C8026.D
Acq On : 6 Mar 2001 11:16 am
Sample : CC
Misc : 5MLS
MS Integration Params: rteint.p
Quant Time: Mar 6 14:29 2001

Vial: 2
Operator: K.LOCKER
Inst : #12
Multiplr: 1.00

Quant Results File: C030660.RES

Method : C:\HPCHEM\1\METHODS\C030660.M (RTE Integrator)
Title : VOA 8260 Calibration
Last Update : Tue Mar 06 14:28:40 2001
Response via : Continuing Cal File: D:\DATA\C8026.D

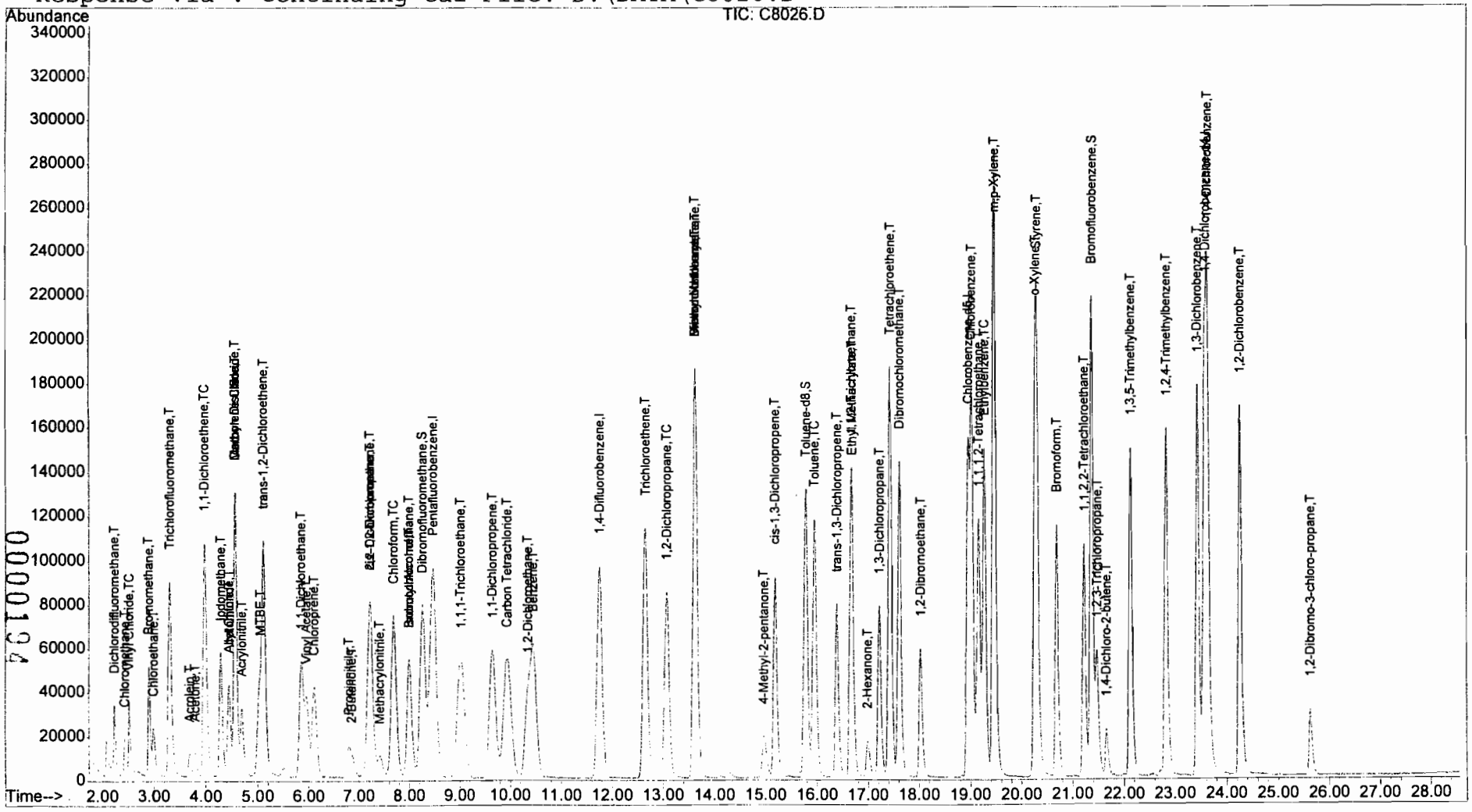

Quantitation Report (Not Reviewed)

Data File : D:\DATA\C8027.D
Acq On : 6 Mar 2001 12:07 pm
Sample : VSTD200
Misc : 5MLS
MS Integration Params: rteint.p
Quant Time: Mar 6 14:29 2001

Vial: 3
Operator: K.LOCKER
Inst : #12
Multiplr: 1.00
Quant Results File: C030660.RES

Quant Method : C:\HPCHEM\1\METHODS\C030660.M (RTE Integrator)
Title : VOA 8260 Calibration
Last Update : Tue Mar 06 14:28:40 2001
Response via : Continuing Cal File: D:\DATA\C8026.D
DataAcq Meth : C020260

Internal Standards	R.T.	QIon	Response	Conc	Units	Dev(Min)
1) Pentafluorobenzene	8.50	168	278957	50.00	ug/L	0.03
32) 1,4-Difluorobenzene	11.79	114	298017	50.00	ug/L	0.03
50) Chlorobenzene-d5	18.96	117	218813	50.00	ug/L	0.00
72) 1,4-Dichlorobenzene-d4	23.57	152	140710	50.00	ug/L	0.00
System Monitoring Compounds						
30) Dibromofluoromethane	8.32	113	778934	196.56	ug/L	0.04
Spiked Amount 50.000	Range 86 - 118		Recovery = 393.12%#			
44) Toluene-d8	15.79	98	998264	196.65	ug/L	0.00
Spiked Amount 50.000	Range 88 - 110		Recovery = 393.30%#			
49) Bromofluorobenzene	21.37	95	928172	191.75	ug/L	0.00
Spiked Amount 50.000	Range 86 - 115		Recovery = 383.50%#			
Target Compounds						Qvalue
2) Dichlorodifluoromethane	2.22	85	186150	199.45	ug/L	98
3) Chloromethane	2.42	50	140275	200.82	ug/L	99
4) Vinyl Chloride	2.51	62	176789	200.86	ug/L	99
5) Bromomethane	2.87	94	179998	149.28	ug/L	100
6) Chloroethane	2.96	64	131938	188.37	ug/L	98
7) Trichlorofluoromethane	3.28	101	706102	197.79	ug/L	99
8) Acrolein	3.70	56	93938	953.29	ug/L	93
9) Acetone	3.84	43	63947	119.79	ug/L	98
10) 1,1-Dichloroethene	3.96	96	368166	196.17	ug/L	93
11) Acetonitrile	4.44	41	265393	1803.14	ug/L	97
12) Iodomethane	4.27	142	578473	199.39	ug/L	94
13) Allyl Chloride	4.44	41	265393	180.31	ug/L	93
14) Carbon Disulfide	4.54	76	457676	200.84	ug/L	100
15) Methylene Chloride	4.57	84	356037	184.06	ug/L	99
16) MTBE	5.08	73	565083	191.90	ug/L	98
17) Acrylonitrile	4.74	53	211453	778.93	ug/L	100
18) trans-1,2-Dichloroethene	5.11	96	395194	202.04	ug/L	92
19) 1,1-Dichloroethane	5.86	63	654629	198.53	ug/L	99
20) Vinyl Acetate	6.00	43	629331	201.30	ug/L	100
21) Chloroprene	6.12	53	339450	199.01	ug/L	93
22) 2-Butanone	6.96	43	102911	171.83	ug/L #	42
23) Propionitrile	6.90	54	153937	1872.17	ug/L	99
24) 2,2-Dichloropropane	7.24	77	366075	198.99	ug/L	98
25) cis-1,2-Dichloroethene	7.24	96	292216	198.99	ug/L	94
26) Methacrylonitrile	7.51	41	68231	207.42	ug/L	96
27) Chloroform	7.73	83	835124	198.99	ug/L	100
28) Bromochloromethane	8.03	128	179081	195.73	ug/L	99
29) Isobutyl Alcohol	8.15	43	56259	19665.81	ug/L	89

(#) = qualifier out of range (m) = manual integration

Quantitation Report (Not Reviewed)

Data File : D:\DATA\C8027.D
Acq On : 6 Mar 2001 12:07 pm
Sample : VSTD200
Misc : 5MLS
MS Integration Params: rteint.p
Quant Time: Mar 6 14:29 2001

Vial: 3
Operator: K.LOCKER
Inst : #12
Multiplr: 1.00
Quant Results File: C030660.RES

Quant Method : C:\HPCHEM\1\METHODS\C030660.M (RTE Integrator)
Title : VOA 8260 Calibration
Last Update : Tue Mar 06 14:28:40 2001
Response via : Continuing Cal File: D:\DATA\C8026.D
DataAcq Meth : C020260

Compound	R.T.	QIon	Response	Conc Unit	Qvalue
31) 1,1,1-Trichloroethane	9.05	97	736692	199.64 ug/L	97
33) 1,1-Dichloropropene	9.68	75	537552	200.04 ug/L	98
34) Carbon Tetrachloride	9.97	117	790396	213.33 ug/L	99
35) Benzene	10.50	78	894852	200.45 ug/L	100
36) 1,2-Dichloroethane	10.39	62	441301	199.14 ug/L	94
37) Trichloroethene	12.67	95	546417	200.47 ug/L	93
38) 1,2-Dichloropropane	13.10	63	449721	201.17 ug/L	99
39) Methyl Methacrylate	13.65	41	137092	185.47 ug/L	95
40) Bromodichloromethane	13.66	83	860565	200.94 ug/L	100
41) Dibromomethane	13.65	93	318321	193.44 ug/L	91
42) 4-Methyl-2-pentanone	15.00	43	177044	188.90 ug/L	100
43) cis-1,3-Dichloropropene	15.20	75	592218	201.09 ug/L	100
45) Toluene	15.97	92	598409	199.57 ug/L	100
46) trans-1,3-Dichloropropene	16.40	75	462056	202.89 ug/L	99
47) Ethyl Methacrylate	16.71	69	218109	191.68 ug/L	95
48) 1,1,2-Trichloroethane	16.68	83	322664	195.92 ug/L	96
51) 2-Hexanone	17.01	43	136717	186.99 ug/L	97
52) 1,3-Dichloropropane	17.23	76	472824	199.81 ug/L	99
53) Tetrachloroethene	17.44	166	614339	200.06 ug/L	94
54) Dibromochloromethane	17.64	129	806895	205.17 ug/L	100
55) 1,2-Dibromoethane	18.04	107	414435	198.41 ug/L	100
56) Chlorobenzene	19.04	112	936169	202.37 ug/L	97
57) 1,1,1,2-Tetrachloroethane	19.17	131	347758	207.45 ug/L	100
58) Ethylbenzene	19.28	91	1183378	202.63 ug/L	99
59) m,p-Xylene	19.47	106	908352	392.65 ug/L	93
60) o-Xylene	20.27	106	446228	198.52 ug/L	94
61) Styrene	20.31	104	828976	200.91 ug/L	91
62) Bromoform	20.70	173	542143	202.19 ug/L	100
63) 1,1,2,2-Tetrachloroethane	21.22	83	520325	193.83 ug/L	98
64) 1,2,3-Trichloropropane	21.48	75	227720	189.91 ug/L	99
65) 1,4-Dichloro-2-butene	21.66	75	71047	212.11 ug/L	91
66) 1,3,5-Trimethylbenzene	22.13	105	984398	199.54 ug/L	94
67) 1,2,4-Trimethylbenzene	22.83	105	1050544	199.32 ug/L	94
68) 1,3-Dichlorobenzene	23.43	146	772958	197.67 ug/L	96
69) 1,4-Dichlorobenzene	23.63	146	802009	202.78 ug/L	96
70) 1,2-Dichlorobenzene	24.26	146	717320	198.09 ug/L	96
71) 1,2-Dibromo-3-chloro-propa	25.63	75	84760	191.13 ug/L	84

(#) = qualifier out of range (m) = manual integration

0000136

Quantitation Report

Data File : D:\DATA\C8027.D
Acq On : 6 Mar 2001 12:07 pm
Sample : VSTD200
Misc : 5MLS
MS Integration Params: rteint.p
Quant Time: Mar 6 14:29 2001

Vial: 3
Operator: K.LOCKER
Inst : #12
Multiplr: 1.00

Quant Results File: C030660.RES

Method : C:\HPCHEM\1\METHODS\C030660.M (RTE Integrator)
Title : VOA 8260 Calibration
Last Update : Tue Mar 06 14:28:40 2001
Response via : Continuing Cal File: D:\DATA\C8026.D

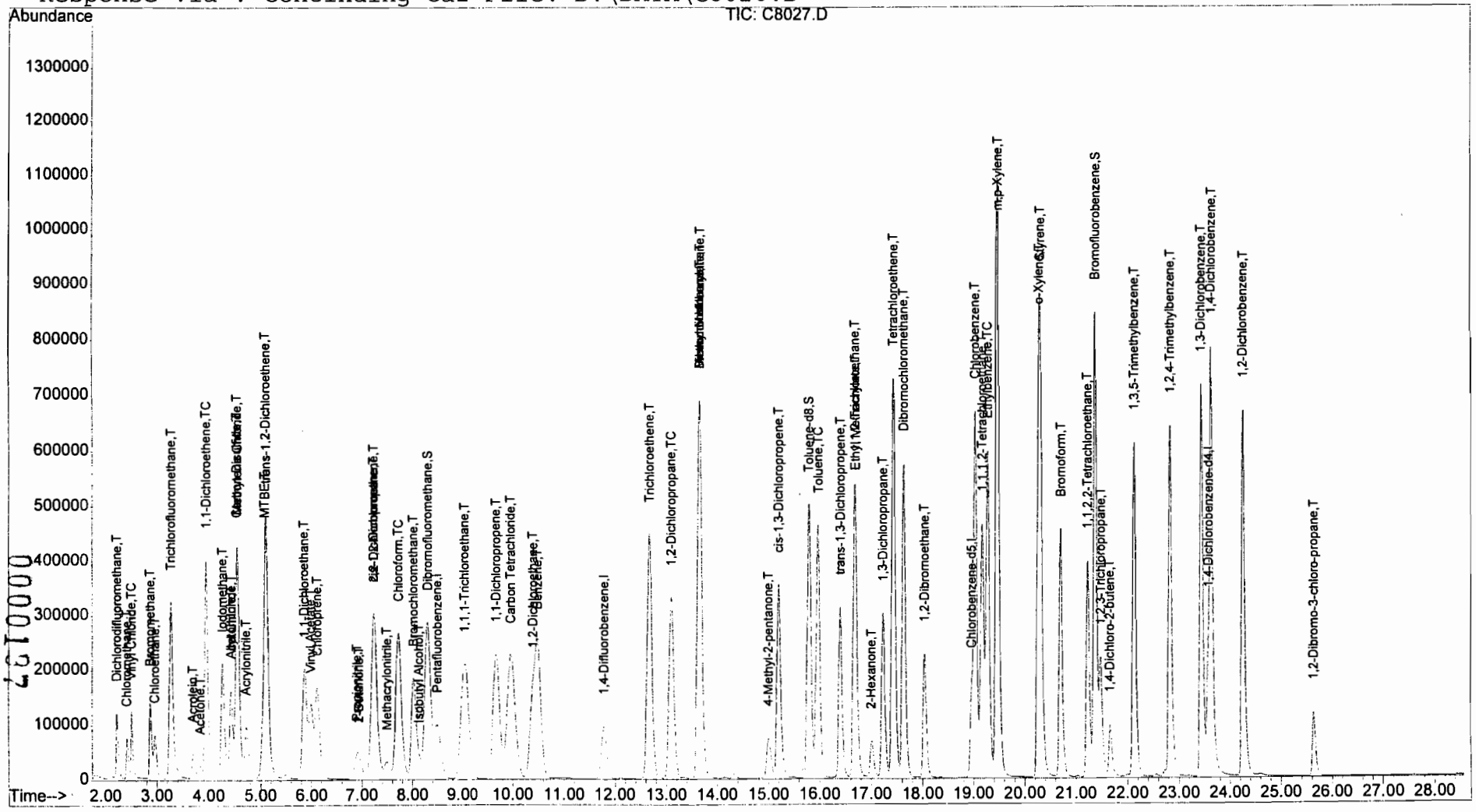

Quantitation Report (Not Reviewed)

Data File : D:\DATA\C8028.D
Acq On : 6 Mar 2001 12:44 pm
Sample : VSTD100
Misc : 5MLS
MS Integration Params: rteint.p
Quant Time: Mar 6 14:29 2001

Vial: 4
Operator: K.LOCKER
Inst : #12
Multiplr: 1.00
Quant Results File: C030660.RES

Quant Method : C:\HPCHEM\1\METHODS\C030660.M (RTE Integrator)
Title : VOA 8260 Calibration
Last Update : Tue Mar 06 14:28:40 2001
Response via : Continuing Cal File: D:\DATA\C8026.D
DataAcq Meth : C020260

Internal Standards	R.T.	QIon	Response	Conc	Units	Dev(Min)
1) Pentafluorobenzene	8.48	168	262650	50.00	ug/L	0.00
32) 1,4-Difluorobenzene	11.76	114	286977	50.00	ug/L	0.00
50) Chlorobenzene-d5	18.95	117	210987	50.00	ug/L	0.00
72) 1,4-Dichlorobenzene-d4	23.57	152	136547	50.00	ug/L	0.00
System Monitoring Compounds						
30) Dibromofluoromethane	8.28	113	375815	100.72	ug/L	0.00
Spiked Amount 50.000	Range 86 - 118		Recovery = 201.44%#			
44) Toluene-d8	15.78	98	481193	98.44	ug/L	0.00
Spiked Amount 50.000	Range 88 - 110		Recovery = 196.88%#			
49) Bromofluorobenzene	21.36	95	461408	98.99	ug/L	0.00
Spiked Amount 50.000	Range 86 - 115		Recovery = 197.98%#			
Target Compounds						Qvalue
2) Dichlorodifluoromethane	2.24	85	83483	95.00	ug/L	99
3) Chloromethane	2.44	50	64078	97.43	ug/L	99
4) Vinyl Chloride	2.52	62	82154	99.14	ug/L	98
5) Bromomethane	2.90	94	121532	107.05	ug/L	100
6) Chloroethane	2.99	64	65370	99.12	ug/L	98
7) Trichlorofluoromethane	3.30	101	319060	94.92	ug/L	99
8) Acrolein	3.71	56	49171	529.97	ug/L	94
9) Acetone	3.83	43	37783	75.17	ug/L	99
10) 1,1-Dichloroethene	3.98	96	172355	97.54	ug/L	94
11) Acetonitrile	4.46	41	122803	886.15	ug/L	98
12) Iodomethane	4.30	142	261406	95.70	ug/L	95
13) Allyl Chloride	4.46	41	122803	88.62	ug/L	94
14) Carbon Disulfide	4.57	76	205560	95.80	ug/L	100
15) Methylene Chloride	4.58	84	175098	96.14	ug/L	99
16) MTBE	5.08	73	290919	104.93	ug/L	98
17) Acrylonitrile	4.72	53	114460	447.82	ug/L	100
18) trans-1,2-Dichloroethene	5.14	96	182362	99.02	ug/L	92
19) 1,1-Dichloroethane	5.88	63	305399	98.37	ug/L	98
20) Vinyl Acetate	5.99	43	308015	104.64	ug/L	100
21) Chloroprene	6.12	53	155478	96.81	ug/L	93
22) 2-Butanone	6.91	43	60889	107.98	ug/L #	41
23) Propionitrile	6.84	54	85680	1106.73	ug/L	97
24) 2,2-Dichloropropane	7.25	77	167497	96.70	ug/L	98
25) cis-1,2-Dichloroethene	7.24	96	136102	98.43	ug/L	94
26) Methacrylonitrile	7.45	41	32966	106.44	ug/L	96
27) Chloroform	7.71	83	389568	98.59	ug/L	100
28) Bromochloromethane	8.03	128	84802	98.44	ug/L	99
29) Isobutyl Alcohol	8.08	43	34963	12980.41	ug/L	90

(#) = qualifier out of range (m) = manual integration

Quantitation Report (Not Reviewed)

Data File : D:\DATA\C8028.D
Acq On : 6 Mar 2001 12:44 pm
Sample : VSTD100
Misc : 5MLS
MS Integration Params: rteint.p
Quant Time: Mar 6 14:29 2001

Vial: 4
Operator: K.LOCKER
Inst : #12
Multiplr: 1.00
Quant Results File: C030660.RES

Quant Method : C:\HPCHEM\1\METHODS\C030660.M (RTE Integrator)
Title : VOA 8260 Calibration
Last Update : Tue Mar 06 14:28:40 2001
Response via : Continuing Cal File: D:\DATA\C8026.D
DataAcq Meth : C020260

	Compound	R.T.	QIon	Response	Conc	Unit	Qvalue
31)	1,1,1-Trichloroethane	9.02	97	335258	96.49	ug/L	98
33)	1,1-Dichloropropene	9.65	75	242168	93.58	ug/L	98
34)	Carbon Tetrachloride	9.95	117	351868	98.62	ug/L	99
35)	Benzene	10.46	78	412760	96.02	ug/L	100
36)	1,2-Dichloroethane	10.35	62	209600	98.22	ug/L	94
37)	Trichloroethene	12.65	95	252089	96.05	ug/L	93
38)	1,2-Dichloropropane	13.08	63	212158	98.55	ug/L	100
39)	Methyl Methacrylate	13.63	41	72298	101.58	ug/L	97
40)	Bromodichloromethane	13.64	83	404473	98.07	ug/L	99
41)	Dibromomethane	13.63	93	158316	99.91	ug/L	91
42)	4-Methyl-2-pentanone	14.97	43	100408	111.25	ug/L	99
43)	cis-1,3-Dichloropropene	15.19	75	278848	98.33	ug/L	99
45)	Toluene	15.95	92	273612	94.76	ug/L	99
46)	trans-1,3-Dichloropropene	16.39	75	220473	100.53	ug/L	99
47)	Ethyl Methacrylate	16.68	69	117716	107.43	ug/L	96
48)	1,1,2-Trichloroethane	16.66	83	162718	102.60	ug/L	96
51)	2-Hexanone	16.99	43	79526	112.81	ug/L	95
52)	1,3-Dichloropropane	17.22	76	233483	102.33	ug/L	100
53)	Tetrachloroethene	17.43	166	277099	93.58	ug/L	94
54)	Dibromochloromethane	17.61	129	395444	104.28	ug/L	99
55)	1,2-Dibromoethane	18.03	107	208236	103.39	ug/L	99
56)	Chlorobenzene	19.02	112	427541	95.85	ug/L	96
57)	1,1,1,2-Tetrachloroethane	19.16	131	161679	100.03	ug/L	100
58)	Ethylbenzene	19.27	91	538256	95.59	ug/L	100
59)	m,p-Xylene	19.46	106	422873	189.57	ug/L	95
60)	o-Xylene	20.26	106	209572	96.69	ug/L	96
61)	Styrene	20.30	104	385855	96.98	ug/L	91
62)	Bromoform	20.69	173	275991	106.75	ug/L	99
63)	1,1,2,2-Tetrachloroethane	21.22	83	277026	107.03	ug/L	98
64)	1,2,3-Trichloropropane	21.48	75	120234	103.99	ug/L	99
65)	1,4-Dichloro-2-butene	21.65	75	35363	109.49	ug/L	96
66)	1,3,5-Trimethylbenzene	22.13	105	451373	94.89	ug/L	94
67)	1,2,4-Trimethylbenzene	22.82	105	484221	95.28	ug/L	94
68)	1,3-Dichlorobenzene	23.43	146	358418	95.06	ug/L	96
69)	1,4-Dichlorobenzene	23.63	146	368752	96.69	ug/L	96
70)	1,2-Dichlorobenzene	24.26	146	343982	98.52	ug/L	96
71)	1,2-Dibromo-3-chloro-propa	25.63	75	47342	110.72	ug/L	83

(#) = qualifier out of range (m) = manual integration

0000199

Quantitation Report

Data File : D:\DATA\C8028.D
Acq On : 6 Mar 2001 12:44 pm
Sample : VSTD100
Misc : 5MLS
MS Integration Params: rteint.p
Quant Time: Mar 6 14:29 2001

Vial: 4
Operator: K.LOCKER
Inst : #12
Multiplr: 1.00

Quant Results File: C030660.RES

Method : C:\HPCHEM\1\METHODS\C030660.M (RTE Integrator)
Title : VOA 8260 Calibration
Last Update : Tue Mar 06 14:28:40 2001
Response via : Continuing Cal File: D:\DATA\C8026.D

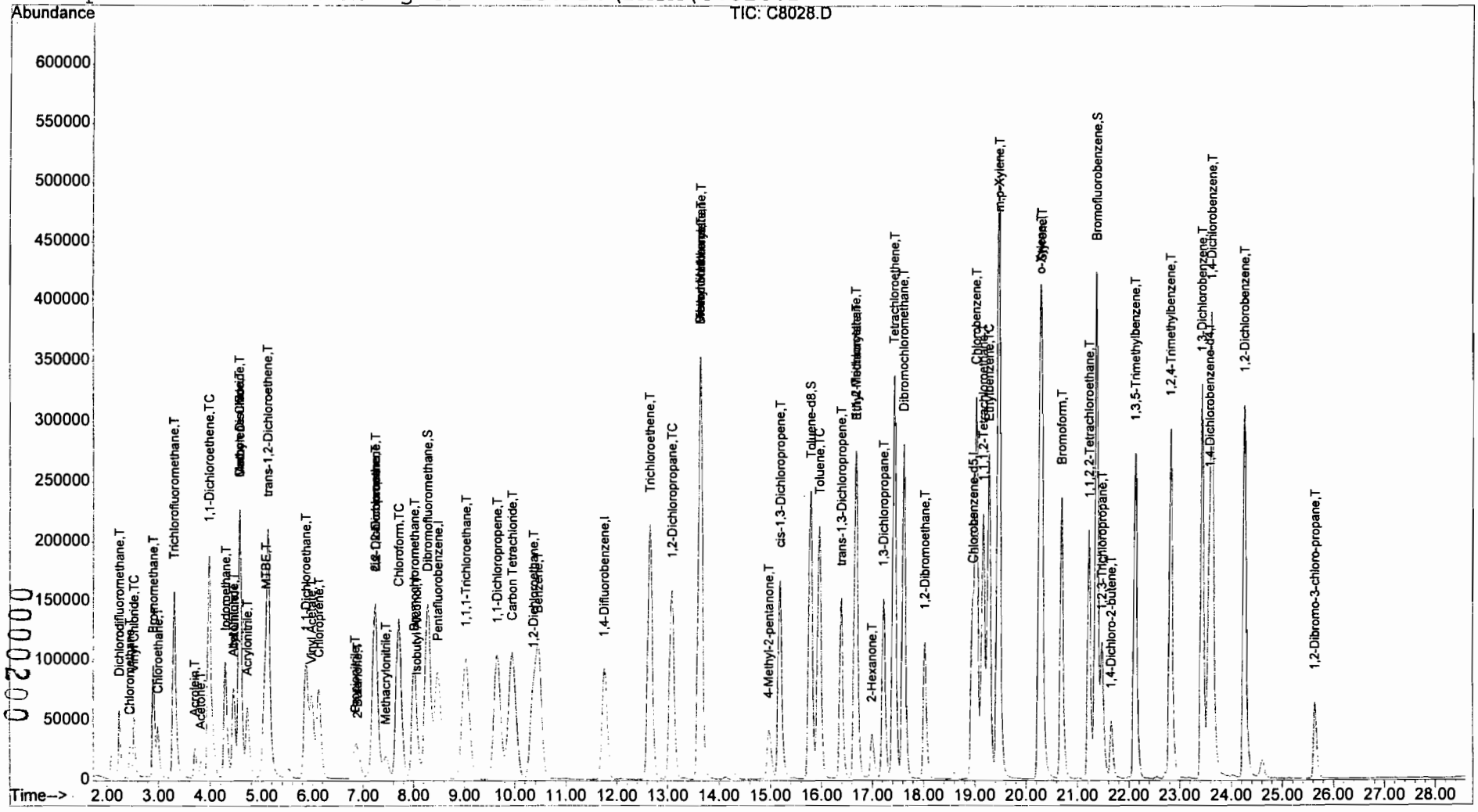

Quantitation Report (Not Reviewed)

Data File : D:\DATA\C8029.D
Acq On : 6 Mar 2001 1:19 pm
Sample : VSTD020
Misc : 5MLS
MS Integration Params: rteint.p
Quant Time: Mar 6 14:29 2001

Vial: 5
Operator: K.LOCKER
Inst : #12
Multiplr: 1.00
Quant Results File: C030660.RES

Quant Method : C:\HPCHEM\1\METHODS\C030660.M (RTE Integrator)
Title : VOA 8260 Calibration
Last Update : Tue Mar 06 14:28:40 2001
Response via : Continuing Cal File: D:\DATA\C8026.D
DataAcq Meth : C020260

Internal Standards	R.T.	QIon	Response	Conc	Units	Dev(Min)
1) Pentafluorobenzene	8.51	168	275078	50.00	ug/L	0.03
32) 1,4-Difluorobenzene	11.77	114	297302	50.00	ug/L	0.01
50) Chlorobenzene-d5	18.95	117	219932	50.00	ug/L	0.00
72) 1,4-Dichlorobenzene-d4	23.56	152	141825	50.00	ug/L	0.00
System Monitoring Compounds						
30) Dibromofluoromethane	8.30	113	80127	20.50	ug/L	0.02
Spiked Amount 50.000	Range 86 - 118		Recovery = 41.00%#			
44) Toluene-d8	15.77	98	101409	20.02	ug/L	0.00
Spiked Amount 50.000	Range 88 - 110		Recovery = 40.04%#			
49) Bromofluorobenzene	21.35	95	97639	20.22	ug/L	0.00
Spiked Amount 50.000	Range 86 - 115		Recovery = 40.44%#			
Target Compounds						Qvalue
2) Dichlorodifluoromethane	2.24	85	17203	18.69	ug/L	98
3) Chloromethane	2.44	50	13383	19.43	ug/L	96
4) Vinyl Chloride	2.53	62	16665	19.20	ug/L	99
5) Bromomethane	2.92	94	25120	21.13	ug/L	99
6) Chloroethane	3.01	64	13042	18.88	ug/L	92
7) Trichlorofluoromethane	3.33	101	65352	18.56	ug/L	100
8) Acrolein	3.70	56	7721	79.46	ug/L	80
9) Acetone	3.81	43	8541	16.23	ug/L	92
10) 1,1-Dichloroethene	4.00	96	34745	18.77	ug/L	93
11) Acetonitrile	4.47	41	25582	176.26	ug/L	91
12) Iodomethane	4.31	142	49690	17.37	ug/L	95
13) Allyl Chloride	4.47	41	25582	17.63	ug/L	91
14) Carbon Disulfide	4.59	76	40769	18.14	ug/L	100
15) Methylene Chloride	4.59	84	45147	23.67	ug/L	99
16) MTBE	5.07	73	54460	18.76	ug/L	95
17) Acrylonitrile	4.71	53	21625	80.78	ug/L	97
18) trans-1,2-Dichloroethene	5.15	96	36013	18.67	ug/L	93
19) 1,1-Dichloroethane	5.88	63	62758	19.30	ug/L	98
20) Vinyl Acetate	5.99	43	42893	13.91	ug/L	100
21) Chloroprene	6.15	53	31204	18.55	ug/L	92
22) 2-Butanone	6.89	43	16390	27.75	ug/L #	39
23) Propionitrile	6.82	54	15699	193.62	ug/L	99
24) 2,2-Dichloropropane	7.25	77	34481	19.01	ug/L	93
25) cis-1,2-Dichloroethene	7.24	96	26694	18.43	ug/L	93
26) Methacrylonitrile	7.44	41	6266	19.32	ug/L	88
27) Chloroform	7.73	83	78376	18.94	ug/L	100
28) Bromochloromethane	8.03	128	16567	18.36	ug/L	98
29) Isobutyl Alcohol	8.03	43	6137	2175.49	ug/L	72

(#) = qualifier out of range (m) = manual integration

000201

Quantitation Report (Not Reviewed)

Data File : D:\DATA\C8029.D
Acq On : 6 Mar 2001 1:19 pm
Sample : VSTD020
Misc : 5MLS
MS Integration Params: rteint.p
Quant Time: Mar 6 14:29 2001

Vial: 5
Operator: K.LOCKER
Inst : #12
Multiplr: 1.00
Quant Results File: C030660.RES

Quant Method : C:\HPCHEM\1\METHODS\C030660.M (RTE Integrator)
Title : VOA 8260 Calibration
Last Update : Tue Mar 06 14:28:40 2001
Response via : Continuing Cal File: D:\DATA\C8026.D
DataAcq Meth : C020260

Compound	R.T.	QIon	Response	Conc	Unit	Qvalue
31) 1,1,1-Trichloroethane	9.06	97	68021	18.69	ug/L	98
33) 1,1-Dichloropropene	9.67	75	48558	18.11	ug/L	96
34) Carbon Tetrachloride	9.97	117	66200	17.91	ug/L	99
35) Benzene	10.49	78	83106	18.66	ug/L	100
36) 1,2-Dichloroethane	10.35	62	40680	18.40	ug/L	92
37) Trichloroethene	12.67	95	50276	18.49	ug/L	92
38) 1,2-Dichloropropane	13.08	63	42717	19.15	ug/L	98
39) Methyl Methacrylate	13.62	41	15532	21.06	ug/L	94
40) Bromodichloromethane	13.63	83	79908	18.70	ug/L	100
41) Dibromomethane	13.62	93	30535	18.60	ug/L	90
42) 4-Methyl-2-pentanone	14.97	43	19088	20.42	ug/L	96
43) cis-1,3-Dichloropropene	15.18	75	54212	18.45	ug/L	97
45) Toluene	15.95	92	55031	18.40	ug/L	99
46) trans-1,3-Dichloropropene	16.38	75	40710	17.92	ug/L	93
47) Ethyl Methacrylate	16.68	69	18847	16.60	ug/L	95
48) 1,1,2-Trichloroethane	16.65	83	31064	18.91	ug/L	96
51) 2-Hexanone	16.99	43	14720	20.03	ug/L	96
52) 1,3-Dichloropropane	17.21	76	44507	18.71	ug/L	98
53) Tetrachloroethene	17.43	166	54054	17.51	ug/L	92
54) Dibromochloromethane	17.61	129	73769	18.66	ug/L	98
55) 1,2-Dibromoethane	18.03	107	38895	18.53	ug/L	99
56) Chlorobenzene	19.02	112	85789	18.45	ug/L	94
57) 1,1,1,2-Tetrachloroethane	19.16	131	31184	18.51	ug/L	98
58) Ethylbenzene	19.26	91	107087	18.24	ug/L	100
59) m,p-Xylene	19.44	106	85328	36.70	ug/L	95
60) o-Xylene	20.25	106	41982	18.58	ug/L	96
61) Styrene	20.29	104	76900	18.54	ug/L	91
62) Bromoform	20.67	173	48808	18.11	ug/L	99
63) 1,1,2,2-Tetrachloroethane	21.21	83	52656	19.52	ug/L	98
64) 1,2,3-Trichloropropane	21.46	75	24532	20.35	ug/L	98
65) 1,4-Dichloro-2-butene	21.65	75	6023	17.89	ug/L	88
66) 1,3,5-Trimethylbenzene	22.11	105	89343	18.02	ug/L	94
67) 1,2,4-Trimethylbenzene	22.81	105	95705	18.07	ug/L	93
68) 1,3-Dichlorobenzene	23.43	146	70984	18.06	ug/L	96
69) 1,4-Dichlorobenzene	23.62	146	72305	18.19	ug/L	95
70) 1,2-Dichlorobenzene	24.25	146	69315	19.04	ug/L	95
71) 1,2-Dibromo-3-chloro-propa	25.62	75	8773	19.68	ug/L	84

(#) = qualifier out of range (m) = manual integration

Quantitation Report

Data File : D:\DATA\C8029.D
Acq On : 6 Mar 2001 1:19 pm
Sample : VSTD020
Misc : 5MLS
MS Integration Params: rteint.p
Quant Time: Mar 6 14:29 2001

Vial: 5
Operator: K.LOCKER
Inst : #12
Multiplr: 1.00

Quant Results File: C030660.RES

Method : C:\HPCHEM\1\METHODS\C030660.M (RTE Integrator)
Title : VOA 8260 Calibration
Last Update : Tue Mar 06 14:28:40 2001
Response via : Continuing Cal File: D:\DATA\C8026.D

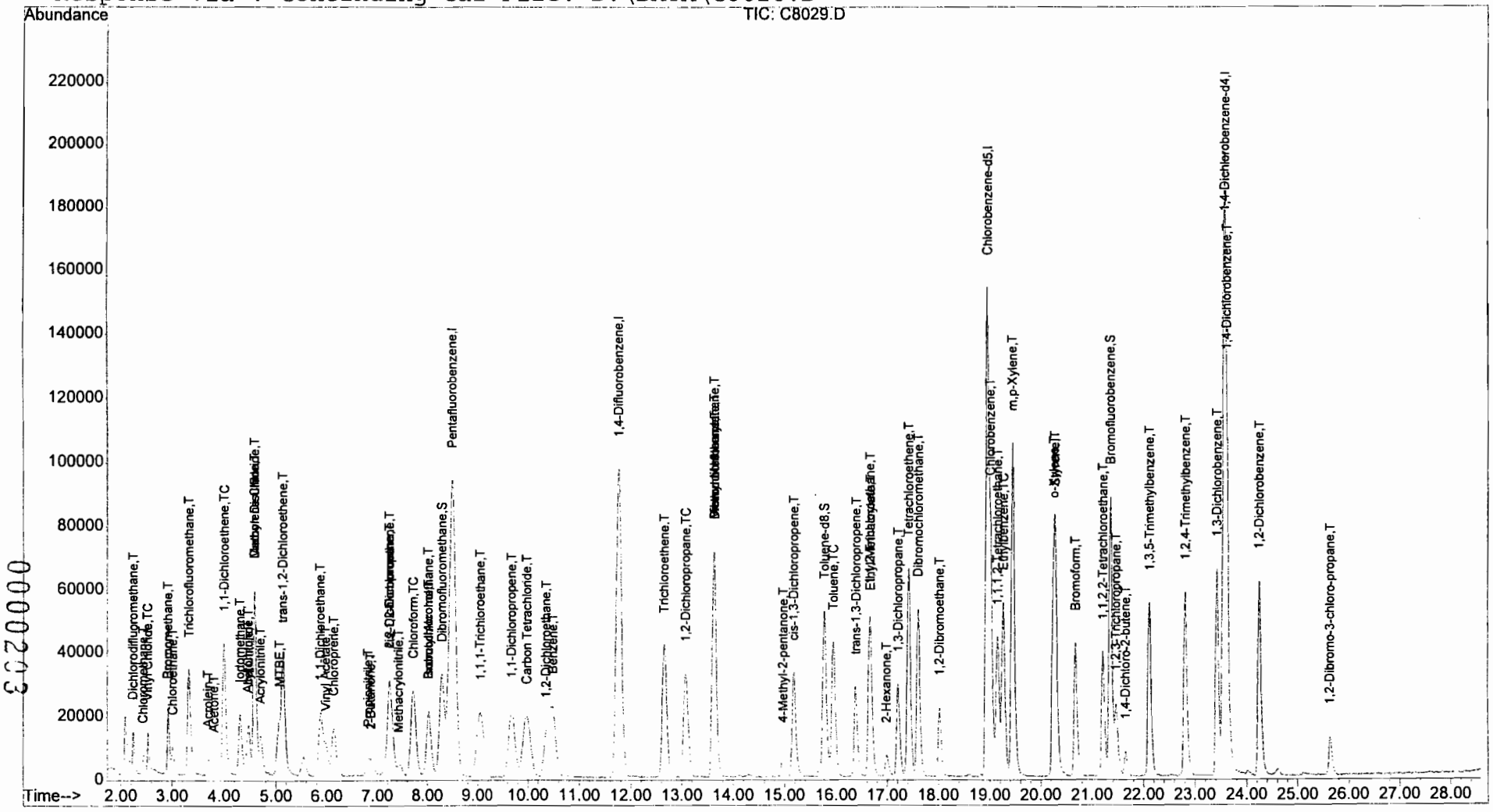

Quantitation Report (QT Reviewed)

Data File : D:\DATA\C8030.D
Acq On : 6 Mar 2001 1:54 pm
Sample : VSTD010
Misc : 5MLS
MS Integration Params: rteint.p
Quant Time: Mar 6 14:40 2001

Vial: 6
Operator: K.LOCKER
Inst : #12
Multiplr: 1.00
Quant Results File: C030660.RES

Quant Method : C:\HPCHEM\1\METHODS\C030660.M (RTE Integrator)
Title : VOA 8260 Calibration
Last Update : Tue Mar 06 14:28:40 2001
Response via : Continuing Cal File: D:\DATA\C8026.D
DataAcq Meth : C020260

Internal Standards	R.T.	QIon	Response	Conc	Units	Dev(Min)
1) Pentafluorobenzene	8.52	168	251708	50.00	ug/L	0.04
32) 1,4-Difluorobenzene	11.79	114	277163	50.00	ug/L	0.03
50) Chlorobenzene-d5	18.96	117	208553	50.00	ug/L	0.01
72) 1,4-Dichlorobenzene-d4	23.58	152	135263	50.00	ug/L	0.00
System Monitoring Compounds						
30) Dibromofluoromethane	8.31	113	37484	10.48	ug/L	0.03
Spiked Amount 50.000	Range 86 - 118		Recovery = 20.96%#			
44) Toluene-d8	15.80	98	47910	10.15	ug/L	0.01
Spiked Amount 50.000	Range 88 - 110		Recovery = 20.30%#			
49) Bromofluorobenzene	21.37	95	48731	10.82	ug/L	0.00
Spiked Amount 50.000	Range 86 - 115		Recovery = 21.64%#			
Target Compounds						Qvalue
2) Dichlorodifluoromethane	2.25	85	8004	9.50	ug/L	98
3) Chloromethane	2.45	50	6880	10.92	ug/L	95
4) Vinyl Chloride	2.53	62	8039	10.12	ug/L	93
5) Bromomethane	2.93	94	12297	11.30	ug/L	97
6) Chloroethane	3.02	64	6641	10.51	ug/L	84
7) Trichlorofluoromethane	3.33	101	31187	9.68	ug/L	100
8) Acrolein	5.07	56	2220m	24.97	ug/L	
9) Acetone	3.83	43	6471m	13.43	ug/L	
10) 1,1-Dichloroethene	4.01	96	17121	10.11	ug/L	94
11) Acetonitrile	4.49	41	13211	99.48	ug/L	98
12) Iodomethane	4.33	142	23832	9.10	ug/L	96
13) Allyl Chloride	4.49	41	13211	9.95	ug/L	99
14) Carbon Disulfide	4.59	76	20542	9.99	ug/L	100
15) Methylene Chloride	4.60	84	26473	15.17	ug/L	98
16) MTBE	5.10	73	29684	11.17	ug/L	94
17) Acrylonitrile	4.73	53	11673	47.66	ug/L	99
18) trans-1,2-Dichloroethene	5.16	96	17632	9.99	ug/L	92
19) 1,1-Dichloroethane	5.92	63	31018	10.43	ug/L	95
20) Vinyl Acetate	6.00	43	19513	6.92	ug/L	100
21) Chloroprene	6.16	53	15313	9.95	ug/L	89
22) 2-Butanone	6.91	43	8206m	15.19	ug/L	
23) Propionitrile	6.84	54	8482	114.33	ug/L	99
24) 2,2-Dichloropropane	7.26	77	17819	10.73	ug/L	89
25) cis-1,2-Dichloroethene	7.29	96	13392	10.11	ug/L	95
26) Methacrylonitrile	7.45	41	4050	13.64	ug/L	85
27) Chloroform	7.73	83	38968	10.29	ug/L	99
28) Bromochloromethane	8.05	128	8573	10.38	ug/L	100
29) Isobutyl Alcohol	8.03	43	5420m	2099.71	ug/L	

(#) = qualifier out of range (m) = manual integration

Quantitation Report (QT Reviewed)

Data File : D:\DATA\C8030.D
Acq On : 6 Mar 2001 1:54 pm
Sample : VSTD010
Misc : 5MLS
MS Integration Params: rteint.p
Quant Time: Mar 6 14:40 2001

Vial: 6
Operator: K.LOCKER
Inst : #12
Multiplr: 1.00
Quant Results File: C030660.RES

Quant Method : C:\HPCHEM\1\METHODS\C030660.M (RTE Integrator)
Title : VOA 8260 Calibration
Last Update : Tue Mar 06 14:28:40 2001
Response via : Continuing Cal File: D:\DATA\C8026.D
DataAcq Meth : C020260

	Compound	R.T.	QIon	Response	Conc	Unit	Qvalue
31)	1,1,1-Trichloroethane	9.08	97	32415	9.74	ug/L	83
33)	1,1-Dichloropropene	9.70	75	23963	9.59	ug/L	96
34)	Carbon Tetrachloride	9.99	117	31019	9.00	ug/L	99
35)	Benzene	10.51	78	42066	10.13	ug/L	100
36)	1,2-Dichloroethane	10.38	62	20728	10.06	ug/L	91
37)	Trichloroethene	12.68	95	25432	10.03	ug/L	91
38)	1,2-Dichloropropane	13.10	63	21654	10.42	ug/L	95
39)	Methyl Methacrylate	13.65	41	9192	13.37	ug/L	95
40)	Bromodichloromethane	13.66	83	40253	10.11	ug/L	99
41)	Dibromomethane	13.66	93	15990	10.45	ug/L	90
42)	4-Methyl-2-pentanone	15.00	43	10221	11.73	ug/L	97
43)	cis-1,3-Dichloropropene	15.20	75	27105	9.90	ug/L	93
45)	Toluene	15.97	92	27827	9.98	ug/L	97
46)	trans-1,3-Dichloropropene	16.40	75	21224	10.02	ug/L	92
47)	Ethyl Methacrylate	16.71	69	9095	8.59	ug/L	90
48)	1,1,2-Trichloroethane	16.67	83	16598	10.84	ug/L	98
51)	2-Hexanone	17.02	43	8253	11.84	ug/L	87
52)	1,3-Dichloropropane	17.24	76	23565	10.45	ug/L	98
53)	Tetrachloroethene	17.44	166	26743	9.14	ug/L	92
54)	Dibromochloromethane	17.63	129	37900	10.11	ug/L	100
55)	1,2-Dibromoethane	18.05	107	21023	10.56	ug/L	98
56)	Chlorobenzene	19.04	112	42912	9.73	ug/L	90
57)	1,1,1,2-Tetrachloroethane	19.17	131	15559	9.74	ug/L	97
58)	Ethylbenzene	19.28	91	53655	9.64	ug/L	100
59)	m,p-Xylene	19.47	106	41676	18.90	ug/L	92
60)	o-Xylene	20.26	106	20387	9.52	ug/L	90
61)	Styrene	20.30	104	37698	9.59	ug/L	87
62)	Bromoform	20.70	173	25960	10.16	ug/L	100
63)	1,1,2,2-Tetrachloroethane	21.22	83	29624	11.58	ug/L	99
64)	1,2,3-Trichloropropane	21.48	75	13552	11.86	ug/L	90
65)	1,4-Dichloro-2-butene	21.65	75	3085	9.66	ug/L	71
66)	1,3,5-Trimethylbenzene	22.13	105	43948	9.35	ug/L	92
67)	1,2,4-Trimethylbenzene	22.83	105	47639	9.48	ug/L	91
68)	1,3-Dichlorobenzene	23.44	146	35141	9.43	ug/L	93
69)	1,4-Dichlorobenzene	23.63	146	37120	9.85	ug/L	95
70)	1,2-Dichlorobenzene	24.26	146	34740	10.07	ug/L	94
71)	1,2-Dibromo-3-chloro-propa	25.63	75	5098	12.06	ug/L	82

(#) = qualifier out of range (m) = manual integration

Data File : D:\DATA\C8030.D
Acq On : 6 Mar 2001 1:54 pm
Sample : VSTD010
Misc : 5MLS
MS Integration Params: rteint.p
Quant Time: Mar 6 14:40 2001

Vial: 6
Operator: K.LOCKER
Inst : #12
Multiplr: 1.00

Quant Results File: C030660.RES

Method : C:\HPCHEM\1\METHODS\C030660.M (RTE Integrator)
Title : VOA 8260 Calibration
Last Update : Tue Mar 06 14:40:38 2001
Response via : Continuing Cal File: D:\DATA\C8026.D

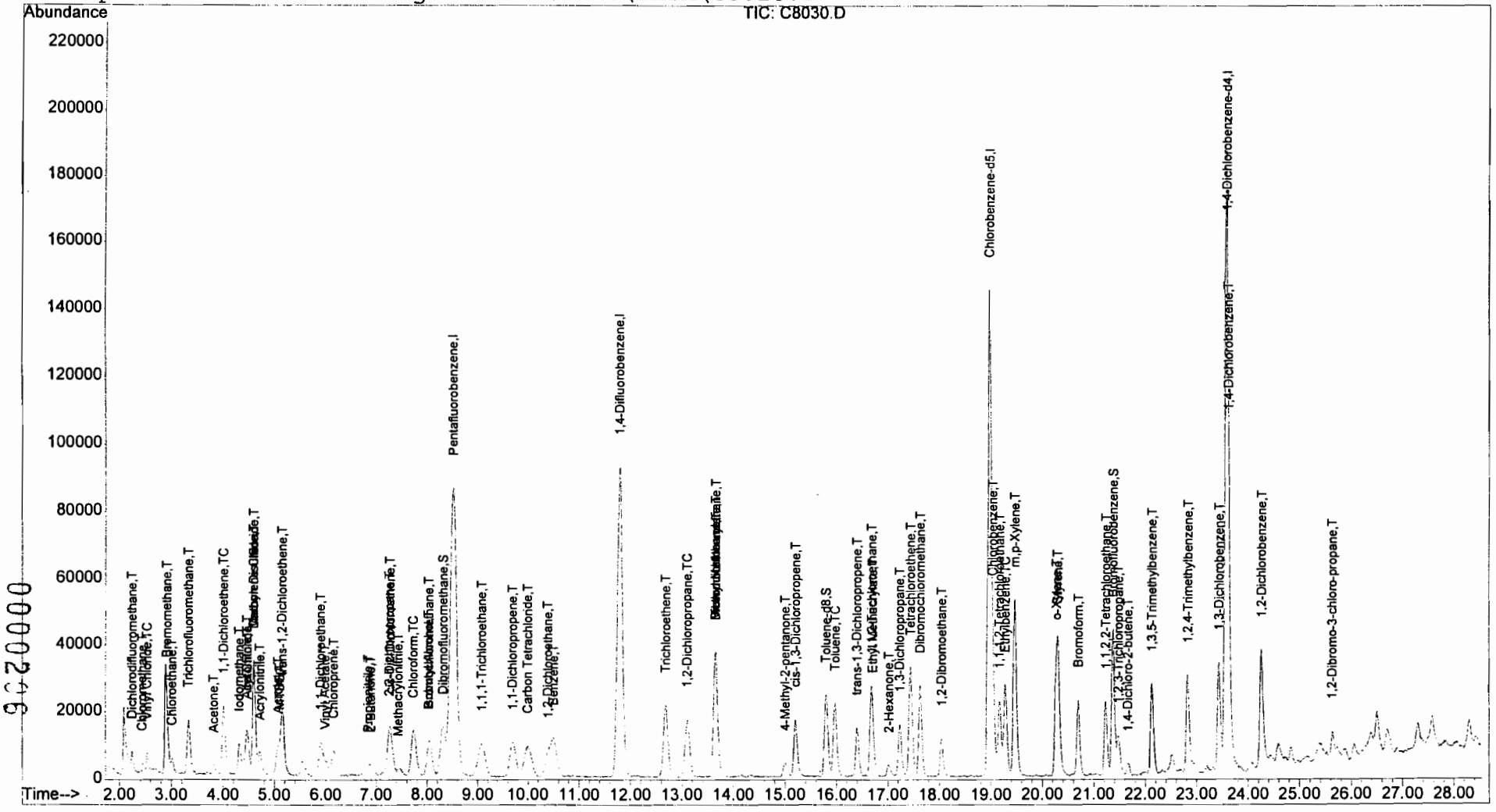

6A

VOLATILE ORGANICS INITIAL CALIBRATION DATA

Lab Name: UPSTATE LABS Contract: ENVIRO HYDRO

Lab Code: 10170 Case No.: 01 SAS No.: SDG No.: ENH01

Instrument ID: 13.0 Calibration Date(s): 3/9/01 3/9/01

Heated Purge (Y/N): Y Calibration Times: 14:20 16:53

GC Column: RTX-VMS ID: 0.53 (mm)

LAB FILE ID: RRF10 = D5186.D RRF20 = D5185.D

RRF50 = D5182.D RRF100 = D5184.D RRF200 = D5183.D

COMPOUND		RRF10	RRF20	RRF50	RRF100	RRF200	$\overline{RRF}$	% RSD	
Chloromethane	*	0.239	0.190	0.178	0.241	0.182	0.206	15.1	*
Vinyl Chloride	*	0.272	0.237	0.244	0.333	0.234	0.264	15.7	*
Bromomethane	*	0.617	0.450	0.451	0.588	0.410	0.503	18.4	*
Chloroethane	*	0.147	0.115	0.111	0.127	0.085	0.117	19.3	*
Trichlorofluoromethane	*	1.014	0.781	0.835	0.981	0.653	0.853	17.4	*
Acetone	*	0.362	0.285	0.216	0.283	0.166	0.262	28.5	*
1,1-Dichloroethene	*	0.424	0.362	0.367	0.356	0.289	0.360	13.3	*
Iodomethane	*	0.686	0.482	0.707	0.707	0.501	0.617	18.6	*
Carbon Disulfide	*	0.494	0.468	0.484	0.417	0.294	0.431	19.1	*
Methylene Chloride	*	0.720	0.440	0.415	0.442	0.399	0.483	27.6	*
Acrylonitrile	*	0.196	0.124	0.119	0.196	0.125	0.152	26.4	*
trans-1,2-Dichloroethene	*	0.480	0.405	0.384	0.425	0.349	0.409	11.9	*
1,1-Dichloroethane	*	0.757	0.703	0.645	0.978	0.680	0.753	17.6	*
Vinyl Acetate	*	0.492	0.316	0.239	0.460	0.261	0.354	32.7	*
2-Butanone	*	0.389	0.309	0.236	0.367	0.249	0.310	22.0	*
cis-1,2-Dichloroethene	*	0.398	0.314	0.278	0.377	0.286	0.331	16.4	*
Chloroform	*	1.204	1.058	0.989	1.203	0.970	1.085	10.4	*
Bromochloromethane	*	0.334	0.258	0.250	0.359	0.236	0.287	19.3	*
1,1,1-Trichloroethane	*	0.924	0.932	0.950	0.826	0.867	0.900	5.7	*
Carbon Tetrachloride	*	1.059	1.138	1.247	0.863	1.177	1.097	13.4	*
Benzene	*	0.909	0.842	0.883	0.725	0.803	0.832	8.7	*
1,2-Dichloroethane	*	0.995	0.672	0.696	0.842	0.668	0.775	18.4	*
Trichloroethene	*	0.778	0.832	0.677	0.550	0.595	0.687	17.4	*
1,2-Dichloropropane	*	0.523	0.466	0.491	0.469	0.447	0.479	6.1	*
Bromodichloromethane	*	1.522	1.345	1.434	1.547	1.406	1.451	5.8	*
Dibromomethane	*	0.824	0.610	0.617	0.797	0.550	0.680	18.0	*
4-Methyl-2-pentanone	*	0.564	0.526	0.433	0.545	0.479	0.509	10.4	*
cis-1,3-Dichloropropene	*	0.732	0.624	0.666	0.751	0.685	0.692	7.4	*
Toluene	*	0.616	0.523	0.545	0.533	0.517	0.547	7.3	*
trans-1,3-Dichloropropene	*	0.680	0.631	0.585	0.763	0.638	0.659	10.2	*
1,1,2-Trichloroethane	*	0.626	0.481	0.478	0.633	0.492	0.542	14.8	*
2-Hexanone	*	0.717	0.614	0.515	0.662	0.532	0.608	14.0	*
Tetrachloroethene	*	0.985	1.062	1.030	0.675	0.925	0.935	16.5	*
Dibromochloromethane	*	1.909	1.884	1.941	1.905	2.001	1.928	2.4	*
1,2-Dibromoethane	*	1.214	1.085	1.071	1.041	1.078	1.098	6.1	*
Chlorobenzene	*	1.282	1.183	1.170	1.041	1.100	1.155	7.9	*
1,1,1,2-Tetrachloroethane	*	0.614	0.598	0.610	0.589	0.622	0.607	2.2	*
Ethylbenzene	*	1.629	1.520	1.540	1.296	1.425	1.482	8.5	*
m,p-Xylene	*	0.588	0.527	0.539	0.491	0.493	0.528	7.5	*

* Compounds with required minimum RRF and maximum %RSD values.
All other compounds must meet a minimum RRF of 0.010.

6A

VOLATILE ORGANICS INITIAL CALIBRATION DATA

Lab Name: UPSTATE LABS Contract: ENVIRO HYDRO

Lab Code: 10170 Case No.: 01 SAS No.: SDG No.: ENH01

Instrument ID: 13.0 Calibration Date(s): 3/9/01 3/9/01

Heated Purge (Y/N): Y Calibration Times: 14:20 16:53

GC Column: RTX-VMS ID: 0.53 (mm)

LAB FILE ID: RRF10 = D5186.D RRF20 = D5185.D

RRF50 = D5182.D RRF100 = D5184.D RRF200 = D5183.D

COMPOUND		RRF10	RRF20	RRF50	RRF100	RRF200	$\overline{RRF}$	% RSD	
o-Xylene	*	0.616	0.528	0.539	0.523	0.507	0.543	7.9	*
Styrene	*	1.055	0.930	0.945	0.960	0.915	0.961	5.7	*
Bromoform	*	2.008	1.736	1.657	2.036	1.930	1.873	9.0	*
1,1,2,2-Tetrachloroethane	*	1.677	1.194	1.332	1.663	1.477	1.468	14.3	*
1,2,3-Trichloropropane	*	1.147	0.830	0.766	0.989	0.880	0.922	16.2	*
1,4-Dichloro-2-butene	*	0.025	0.019	0.020	0.021	0.018	0.020	13.6	*
1,3-Dichlorobenzene	*	1.495	1.089	1.106	1.222	1.053	1.193	15.1	*
1,4-Dichlorobenzene	*	1.640	1.202	1.172	1.325	1.151	1.298	15.6	*
1,2-Dichlorobenzene	*	1.569	1.153	1.076	1.244	1.089	1.226	16.5	*
1,2-Dibromo-3-chloro-propane	*	0.619	0.280	0.379	0.584	0.500	0.472	30.0	*
Dibromofluoromethane	*	1.413	1.029	1.038	1.522	1.018	1.204	20.3	*
Toluene-d8	*	0.902	0.787	0.878	0.811	0.816	0.839	5.8	*
Bromofluorobenzene		1.353	1.050	0.937	1.305	0.945	1.118	17.8	

* Compounds with required minimum RRF and maximum %RSD values.
All other compounds must meet a minimum RRF of 0.010.

Response Factor Report #13

Method : C:\HPCHEM\1\METHODS\D30960XS.M (RTE Integrator)
Title : VOA 8260 Calibration
Last Update : Wed Mar 21 11:10:54 2001
Response via : Continuing Calibration

Calibration Files
10 =D5186.D 20 =D5185.D 50 =D5182.D
100 =D5184.D 200 =D5183.D

		Compound	10	20	50	100	200	Avg	%RSD
1)	I	Pentafluorobenzene	ISTD						
2)	T	Dichlorodifluorometha	0.349	0.282	0.302	0.386	0.276	0.319	14.81
3)	T	Chloromethane	0.238	0.190	0.178	0.240	0.181	0.206	15.12
4)	TC	Vinyl Chloride	0.272	0.237	0.244	0.333	0.234	0.264	15.66
5)	T	Bromomethane	0.617	0.450	0.451	0.588	0.410	0.503	18.40
6)	T	Chloroethane	0.147	0.115	0.111	0.127	0.085	0.117	19.26
7)	T	Trichlorofluoromethan	1.014	0.781	0.835	0.981	0.653	0.853	17.39
8)	T	Acrolein	0.071	0.051	0.047	0.069	0.039	0.055	25.22
9)	T	Acetone	0.362	0.285	0.216	0.283	0.166	0.262	28.48
10)	TC	1,1-Dichloroethene	0.424	0.362	0.367	0.356	0.289	0.360	13.28
11)	T	Acetonitrile	0.039	0.027	0.031	0.032	0.026	0.031#	16.65
12)	T	Iodomethane	0.686	0.482	0.707	0.707	0.501	0.617	18.57
13)	T	Allyl Chloride	0.280	0.272	0.253	0.319	0.219	0.269	13.65
14)	T	Carbon Disulfide	0.494	0.468	0.484	0.417	0.294	0.431	19.07
15)	T	Methylene Chloride	0.720	0.440	0.415	0.442	0.399	0.483	27.63
16)	T	MTBE	0.809	0.774	0.677	0.832	0.632	0.745	11.57
17)	T	Acrylonitrile	0.196	0.124	0.119	0.196	0.125	0.152	26.35
18)	T	trans-1,2-Dichloroeth	0.480	0.404	0.384	0.425	0.349	0.409	11.90
19)	T	1,1-Dichloroethane	0.756	0.703	0.645	0.978	0.680	0.752	17.56
20)	T	Vinyl Acetate	0.492	0.316	0.239	0.460	0.261	0.354	32.74
21)	T	Chloroprene	0.426	0.403	0.422	0.339	0.364	0.391	9.70
22)	T	2-Butanone	0.389	0.309	0.236	0.367	0.249	0.310	21.99
23)	T	Propionitrile	0.082	0.049	0.040	0.082	0.043	0.059	35.63
24)	T	2,2-Dichloropropane	0.445	0.359	0.375	0.472	0.309	0.392	16.94
25)	T	cis-1,2-Dichloroethen	0.398	0.314	0.278	0.377	0.286	0.331	16.40
26)	T	Methacrylonitrile	0.331	0.274	0.276	0.336	0.239	0.291	14.12
27)	TC	Chloroform	1.204	1.058	0.989	1.202	0.970	1.085	10.43
28)	T	Bromochloromethane	0.334	0.258	0.250	0.359	0.236	0.287	19.29
29)	T	Isobutyl Alcohol	0.005	0.003	0.002	0.006	0.003	0.004#	46.21
30)	S	Dibromofluoromethane	1.412	1.029	1.037	1.522	1.018	1.204	20.25
31)	T	1,1,1-Trichloroethane	0.924	0.932	0.950	0.826	0.867	0.900	5.74
32)	I	1,4-Difluorobenzene	ISTD						
33)	T	1,1-Dichloropropene	0.625	0.627	0.667	0.478	0.592	0.598	12.04
34)	T	Carbon Tetrachloride	1.059	1.138	1.247	0.863	1.177	1.097	13.44
35)	T	Benzene	0.909	0.842	0.883	0.725	0.803	0.832	8.71
36)	T	1,2-Dichloroethane	0.995	0.672	0.695	0.842	0.668	0.775	18.41
37)	T	Trichloroethene	0.778	0.832	0.677	0.549	0.595	0.686	17.38
38)	TC	1,2-Dichloropropane	0.523	0.466	0.491	0.469	0.446	0.479	6.09
39)	T	Methyl Methacrylate	0.450	0.380	0.321	0.434	0.339	0.385	14.73
40)	T	Bromodichloromethane	1.521	1.345	1.434	1.547	1.406	1.451	5.76
41)	T	Dibromomethane	0.824	0.610	0.617	0.797	0.550	0.680	18.03
42)	T	4-Methyl-2-pentanone	0.564	0.526	0.433	0.545	0.479	0.509	10.39

(#) = Out of Range

0000209

Response Factor Report #13

Method : C:\HPCHEM\1\METHODS\D30960XS.M (RTE Integrator)
Title : VOA 8260 Calibration
Last Update : Wed Mar 21 11:10:54 2001
Response via : Continuing Calibration

Calibration Files
10 =D5186.D 20 =D5185.D 50 =D5182.D
100 =D5184.D 200 =D5183.D

		Compound	10	20	50	100	200	Avg	%RSD
43)	T	cis-1,3-Dichloroprope	0.732	0.624	0.666	0.751	0.685	0.692	7.38
44)	S	Toluene-d8	0.902	0.787	0.878	0.811	0.816	0.839	5.81
45)	TC	Toluene	0.616	0.523	0.545	0.533	0.517	0.547	7.32
46)	T	trans-1,3-Dichloropro	0.680	0.631	0.585	0.763	0.638	0.659	10.17
47)	T	Ethyl Methacrylate	0.272	0.210	0.187	0.257	0.199	0.225	16.68
48)	T	1,1,2-Trichloroethane	0.626	0.481	0.478	0.633	0.492	0.542	14.75
49)	S	Bromofluorobenzene	1.353	1.050	0.937	1.305	0.945	1.118	17.76
50)	I	Chlorobenzene-d5	----------ISTD----------						
51)	T	2-Hexanone	0.717	0.614	0.515	0.662	0.532	0.608	14.02
52)	T	1,3-Dichloropropane	0.908	0.863	0.850	0.756	0.823	0.840	6.70
53)	T	Tetrachloroethene	0.985	1.062	1.029	0.675	0.925	0.935	16.50
54)	T	Dibromochloromethane	1.909	1.884	1.941	1.905	2.001	1.928	2.37
55)	T	1,2-Dibromoethane	1.214	1.084	1.071	1.041	1.078	1.098	6.11
56)	T	Chlorobenzene	1.282	1.183	1.170	1.041	1.100	1.155	7.88
57)	T	1,1,1,2-Tetrachloroet	0.614	0.598	0.610	0.589	0.622	0.607	2.15
58)	TC	Ethylbenzene	1.629	1.520	1.539	1.296	1.425	1.482	8.54
59)	T	m,p-Xylene	0.588	0.527	0.539	0.491	0.493	0.528	7.51
60)	T	o-Xylene	0.616	0.528	0.539	0.523	0.507	0.543	7.88
61)	T	Styrene	1.055	0.930	0.945	0.960	0.915	0.961	5.74
62)	T	Bromoform	2.008	1.736	1.657	2.036	1.930	1.873	9.00
63)	T	1,1,2,2-Tetrachloroet	1.677	1.194	1.332	1.663	1.477	1.468	14.26
64)	T	1,2,3-Trichloropropan	1.147	0.830	0.766	0.989	0.880	0.922	16.25
65)	T	1,4-Dichloro-2-butene	0.025	0.019	0.020	0.021	0.018	0.020#	13.55
66)	T	1,3,5-Trimethylbenzen	1.591	1.254	1.267	1.311	1.212	1.327	11.46
67)	T	1,2,4-Trimethylbenzen	1.659	1.293	1.336	1.419	1.277	1.397	11.20
68)	T	1,3-Dichlorobenzene	1.494	1.089	1.106	1.222	1.053	1.193	15.10
69)	T	1,4-Dichlorobenzene	1.640	1.202	1.172	1.325	1.151	1.298	15.63
70)	T	1,2-Dichlorobenzene	1.569	1.153	1.076	1.244	1.089	1.226	16.54
71)	T	1,2-Dibromo-3-chloro-	0.619	0.280	0.379	0.584	0.500	0.472	30.04
72)	I	1,4-Dichlorobenzene-d	----------ISTD----------						

0000210

(#) = Out of Range

Quantitation Report (QT Reviewed)

Data File : D:\DATA\D5183.D
Acq On : 9 Mar 2001 2:58 pm
Sample : VSTD200
Misc : 5MLS
MS Integration Params: rteint.p
Quant Time: Mar 21 11:07 2001

Vial: 6
Operator: K.LOCKER
Inst : #13
Multiplr: 1.00
Quant Results File: D030860X.RES

Quant Method : C:\HPCHEM\1\METHODS\D030860X.M (RTE Integrator)
Title : VOA 8260 Calibration
Last Update : Thu Mar 08 11:36:29 2001
Response via : Continuing Cal File: D:\DATA\D5161.D
DataAcq Meth : D030860X

Internal Standards	R.T.	QIon	Response	Conc	Units	Dev(Min)
1) Pentafluorobenzene	10.37	168	350134	50.00	ug/L	0.03
32) 1,4-Difluorobenzene	11.28	114	328546	50.00	ug/L	0.02
50) Chlorobenzene-d5	15.87	117	253037	50.00	ug/L	0.05
72) 1,4-Dichlorobenzene-d4	19.69	152	189047	50.00	ug/L	0.04
System Monitoring Compounds						
30) Dibromofluoromethane	9.45	113	1425094	194.33	ug/L	0.05
Spiked Amount 50.000	Range 86 - 118		Recovery = 388.66%#			
44) Toluene-d8	13.48	98	1072273	197.75	ug/L	0.03
Spiked Amount 50.000	Range 88 - 110		Recovery = 395.50%#			
49) Bromofluorobenzene	17.82	95	1241874	200.76	ug/L	0.05
Spiked Amount 50.000	Range 86 - 115		Recovery = 401.52%#			
Target Compounds						Qvalue
2) Dichlorodifluoromethane	2.34	85	386244m	230.05	ug/L	
3) Chloromethane	2.69	50	254166m	233.28	ug/L	
4) Vinyl Chloride	2.76	62	327380m	236.34	ug/L	
5) Bromomethane	3.25	94	574614	279.09	ug/L	94
6) Chloroethane	3.40	64	119489	159.65	ug/L	88
7) Trichlorofluoromethane	3.59	101	913896	187.84	ug/L	93
8) Acrolein	5.11	56	218138	1570.76	ug/L	99
9) Acetone	5.82	43	231861	314.56	ug/L	92
10) 1,1-Dichloroethene	4.31	96	405314m	184.16	ug/L	
11) Acetonitrile	5.17	41	368774m	2186.30	ug/L	
12) Iodomethane	4.54	142	701740	119.49	ug/L	82
13) Allyl Chloride	5.17	41	306412	181.66	ug/L	83
14) Carbon Disulfide	4.32	76	412139	141.86	ug/L	100
15) Methylene Chloride	5.42	84	558130m	223.08	ug/L	
16) MTBE	6.27	73	885603	216.37	ug/L	81
17) Acrylonitrile	7.47	53	701601m	1793.98	ug/L	
18) trans-1,2-Dichloroethene	5.72	96	489289	214.24	ug/L	88
19) 1,1-Dichloroethane	7.13	63	952666m	220.99	ug/L	
20) Vinyl Acetate	9.88	43	364902m	721.02	ug/L	
21) Chloroprene	7.05	53	509169	222.14	ug/L	95
22) 2-Butanone	9.88	43	348999	346.06	ug/L	85
23) Propionitrile	10.40	54	608889	5357.86	ug/L	85
24) 2,2-Dichloropropane	8.64	77	432133	183.95	ug/L	87
25) cis-1,2-Dichloroethene	8.43	96	400620	222.32	ug/L	90
26) Methacrylonitrile	8.65	41	335231	190.07	ug/L	80
27) Chloroform	9.09	83	1358363	213.66	ug/L	98
28) Bromochloromethane	8.85	128	330294	208.10	ug/L	92
29) Isobutyl Alcohol	11.02	43	366749	72467.36	ug/L	82

(#) = qualifier out of range (m) = manual integration

Quantitation Report (QT Reviewed)

Data File : D:\DATA\D5183.D
Acq On : 9 Mar 2001 2:58 pm
Sample : VSTD200
Misc : 5MLS
MS Integration Params: rteint.p
Quant Time: Mar 21 11:07 2001

Vial: 6
Operator: K.LOCKER
Inst : #13
Multiplr: 1.00
Quant Results File: D030860X.RES

Quant Method : C:\HPCHEM\1\METHODS\D030860X.M (RTE Integrator)
Title : VOA 8260 Calibration
Last Update : Thu Mar 08 11:36:29 2001
Response via : Continuing Cal File: D:\DATA\D5161.D
DataAcq Meth : D030860X

	Compound	R.T.	QIon	Response	Conc Unit		Qvalue
31)	1,1,1-Trichloroethane	9.40	97	1213875	219.75 ug/L		96
33)	1,1-Dichloropropene	9.65	75	778020	226.17 ug/L		95
34)	Carbon Tetrachloride	9.24	117	1547246	210.39 ug/L		98
35)	Benzene	10.12	78	1055124	219.90 ug/L		100
36)	1,2-Dichloroethane	10.55	62	878257	220.54 ug/L		86
37)	Trichloroethene	11.20	95	781963	195.36 ug/L		85
38)	1,2-Dichloropropane	12.08	63	586747	211.76 ug/L		100
39)	Methyl Methacrylate	12.56	41	445152	354.63 ug/L		91
40)	Bromodichloromethane	12.22	83	1847373	229.34 ug/L		97
41)	Dibromomethane	11.90	93	723148	219.11 ug/L	#	77
42)	4-Methyl-2-pentanone	14.24	43	629741	445.92 ug/L		84
43)	cis-1,3-Dichloropropene	13.20	75	899627	233.54 ug/L		93
45)	Toluene	13.56	92	679145	221.95 ug/L		98
46)	trans-1,3-Dichloropropene	14.22	75	838229m	456.71 ug/L		
47)	Ethyl Methacrylate	12.56	69	261160	341.21 ug/L	#	66
48)	1,1,2-Trichloroethane	14.47	83	645992m	147.15 ug/L		
51)	2-Hexanone	15.49	43	538801	436.03 ug/L		98
52)	1,3-Dichloropropane	14.87	76	833124	247.28 ug/L		99
53)	Tetrachloroethene	14.14	166	936527	188.62 ug/L		89
54)	Dibromochloromethane	14.74	129	2025470	225.85 ug/L		92
55)	1,2-Dibromoethane	15.08	107	1091422	259.92 ug/L		99
56)	Chlorobenzene	15.91	112	1113726	206.32 ug/L	#	71
57)	1,1,1,2-Tetrachloroethane	16.02	131	629719	214.19 ug/L		83
58)	Ethylbenzene	15.96	91	1442465	209.53 ug/L		69
59)	m,p-Xylene	16.18	106	998422	422.79 ug/L	#	75
60)	o-Xylene	16.86	106	513575	206.95 ug/L		83
61)	Styrene	16.95	104	926525	219.89 ug/L		77
62)	Bromoform	16.99	173	1952997	260.10 ug/L		97
63)	1,1,2,2-Tetrachloroethane	18.15	83	1495204	316.95 ug/L		97
64)	1,2,3-Trichloropropane	18.38	75	890693	346.55 ug/L	#	55
65)	1,4-Dichloro-2-butene	19.01	75	17749	167.17 ug/L	#	1
66)	1,3,5-Trimethylbenzene	18.37	105	1226345	214.40 ug/L		88
67)	1,2,4-Trimethylbenzene	19.01	105	1292862	220.13 ug/L		90
68)	1,3-Dichlorobenzene	19.56	146	1065643	227.89 ug/L		85
69)	1,4-Dichlorobenzene	19.72	146	1165014	220.78 ug/L		89
70)	1,2-Dichlorobenzene	20.43	146	1101929	223.97 ug/L		94
71)	1,2-Dibromo-3-chloro-propa	21.85	75	506071	668.25 ug/L	#	66

(#) = qualifier out of range (m) = manual integration

0000212

Quantitation Report

Data File : D:\DATA\D5183.D
Acq On : 9 Mar 2001 2:58 pm
Sample : VSTD200
Misc : 5MLS
MS Integration Params: rteint.p
Quant Time: Mar 21 11:07 2001

Vial: 6
Operator: K.LOCKER
Inst : #13
Multiplr: 1.00

Quant Results File: D030860X.RES

Method : C:\HPCHEM\1\METHODS\D30960XS.M (RTE Integrator)
Title : VOA 8260 Calibration
Last Update : Wed Mar 21 11:21:50 2001
Response via : Continuing Cal File: D:\DATA\D5161.D

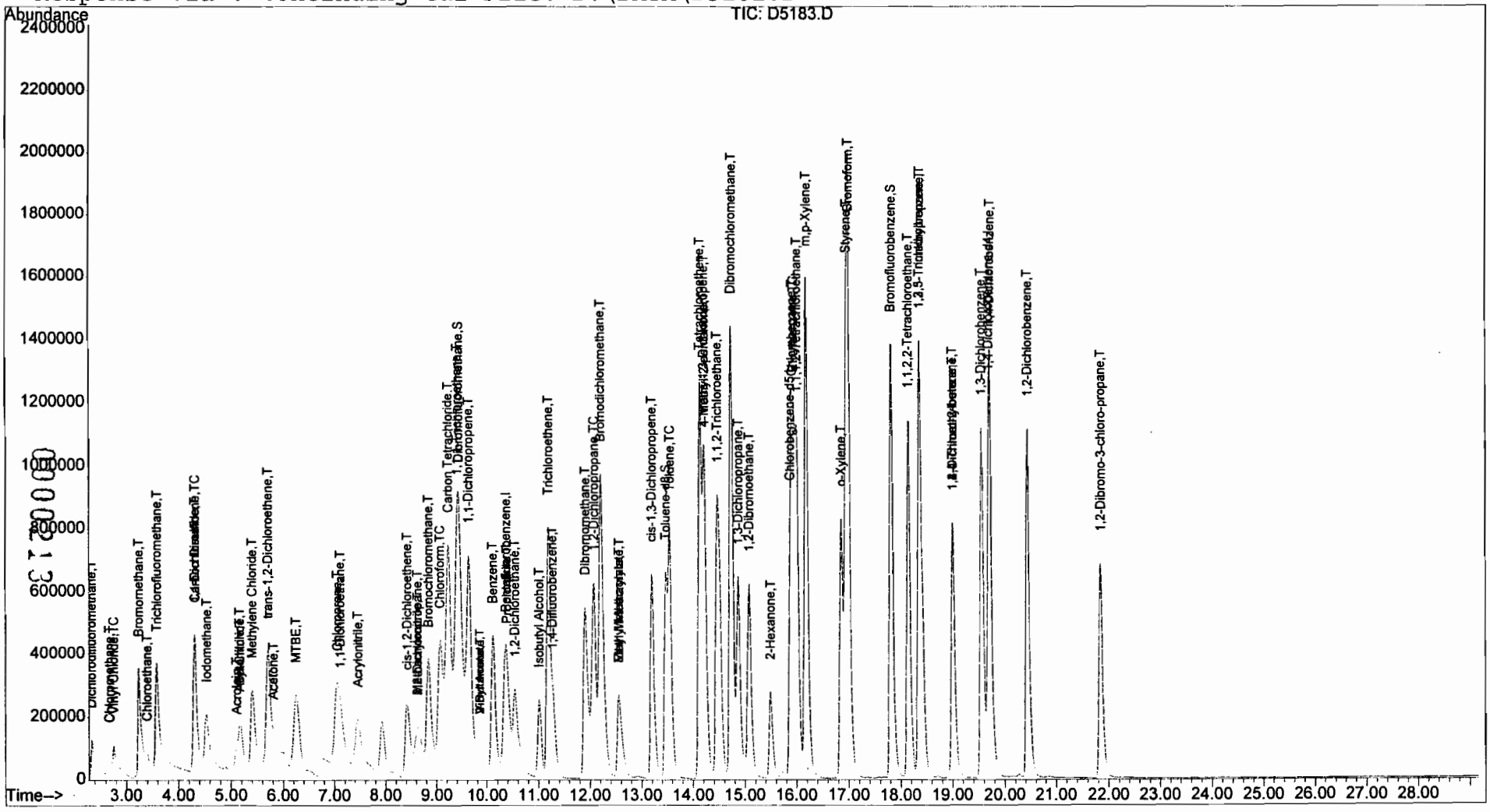

Quantitation Report (QT Reviewed)

Data File : D:\DATA\D5184.D
Acq On : 9 Mar 2001 3:36 pm
Sample : VSTD100
Misc : 5MLS
MS Integration Params: rteint.p
Quant Time: Mar 21 11:08 2001

Vial: 7
Operator: K.LOCKER
Inst : #13
Multiplr: 1.00
Quant Results File: D030860X.RES

Quant Method : C:\HPCHEM\1\METHODS\D030860X.M (RTE Integrator)
Title : VOA 8260 Calibration
Last Update : Thu Mar 08 11:36:29 2001
Response via : Continuing Cal File: D:\DATA\D5161.D
DataAcq Meth : D030860X

Internal Standards	R.T.	QIon	Response	Conc	Units	Dev(Min)
1) Pentafluorobenzene	10.37	168	188317	50.00	ug/L	0.03
32) 1,4-Difluorobenzene	11.29	114	205332	50.00	ug/L	0.02
50) Chlorobenzene-d5	15.87	117	211259	50.00	ug/L	0.05
72) 1,4-Dichlorobenzene-d4	19.68	152	195090	50.00	ug/L	0.03
System Monitoring Compounds						
30) Dibromofluoromethane	9.43	113	573140	145.31	ug/L	0.02
Spiked Amount 50.000	Range 86 - 118		Recovery = 290.62%#			
44) Toluene-d8	13.48	98	333104	98.30	ug/L	0.03
Spiked Amount 50.000	Range 88 - 110		Recovery = 196.60%#			
49) Bromofluorobenzene	17.81	95	536015	138.65	ug/L	0.04
Spiked Amount 50.000	Range 86 - 115		Recovery = 277.30%#			
Target Compounds						Qvalue
2) Dichlorodifluoromethane	2.34	85	145349m	160.96	ug/L	
3) Chloromethane	2.65	50	90570m	154.56	ug/L	
4) Vinyl Chloride	2.77	62	125397m	168.31	ug/L	
5) Bromomethane	3.24	94	221572	200.09	ug/L	94
6) Chloroethane	3.40	64	47670	118.42	ug/L	96
7) Trichlorofluoromethane	3.58	101	369407	141.17	ug/L	94
8) Acrolein	5.11	56	103757	1389.13	ug/L	96
9) Acetone	5.79	43	106551m	268.76	ug/L	
10) 1,1-Dichloroethene	4.32	96	134168	113.35	ug/L	97
11) Acetonitrile	5.22	41	120040	1323.19	ug/L	100
12) Iodomethane	4.57	142	266372	84.33	ug/L	84
13) Allyl Chloride	5.22	41	120040	132.32	ug/L	89
14) Carbon Disulfide	4.33	76	157000	100.48	ug/L	100
15) Methylene Chloride	5.42	84	166550	123.77	ug/L	95
16) MTBE	6.24	73	313180	142.26	ug/L	80
17) Acrylonitrile	7.42	53	295474	1404.72	ug/L	90
18) trans-1,2-Dichloroethene	5.74	96	160162	130.39	ug/L	90
19) 1,1-Dichloroethane	7.16	63	368177	158.79	ug/L	99
20) Vinyl Acetate	9.81	43	173404m	637.06	ug/L	
21) Chloroprene	7.06	53	127804	103.67	ug/L	98
22) 2-Butanone	9.81	43	138171m	254.74	ug/L	
23) Propionitrile	10.31	54	308699	5050.48	ug/L	86
24) 2,2-Dichloropropane	8.65	77	177891	140.80	ug/L	99
25) cis-1,2-Dichloroethene	8.42	96	142142	146.66	ug/L	95
26) Methacrylonitrile	8.67	41	126400	133.25	ug/L #	80
27) Chloroform	9.06	83	452892m	132.45	ug/L	
28) Bromochloromethane	8.85	128	135202	158.38	ug/L	96
29) Isobutyl Alcohol	10.94	43	209149	76837.64	ug/L	84

(#) = qualifier out of range (m) = manual integration

Quantitation Report (QT Reviewed)

Data File : D:\DATA\D5184.D
Acq On : 9 Mar 2001 3:36 pm
Sample : VSTD100
Misc : 5MLS
MS Integration Params: rteint.p
Quant Time: Mar 21 11:08 2001

Vial: 7
Operator: K.LOCKER
Inst : #13
Multiplr: 1.00
Quant Results File: D030860X.RES

Quant Method : C:\HPCHEM\1\METHODS\D030860X.M (RTE Integrator)
Title : VOA 8260 Calibration
Last Update : Thu Mar 08 11:36:29 2001
Response via : Continuing Cal File: D:\DATA\D5161.D
DataAcq Meth : D030860X

	Compound	R.T.	QIon	Response	Conc Unit		Qvalue
31)	1,1,1-Trichloroethane	9.41	97	311074	104.70 ug/L		97
33)	1,1-Dichloropropene	9.64	75	196347	91.33 ug/L		94
34)	Carbon Tetrachloride	9.26	117	354241	77.07 ug/L		97
35)	Benzene	10.12	78	297666	99.26 ug/L		100
36)	1,2-Dichloroethane	10.54	62	345930	138.99 ug/L		88
37)	Trichloroethene	11.20	95	225656	90.21 ug/L		84
38)	1,2-Dichloropropane	12.08	63	192479	111.15 ug/L		99
39)	Methyl Methacrylate	12.53	41	178329	227.32 ug/L		92
40)	Bromodichloromethane	12.20	83	635452	126.23 ug/L		97
41)	Dibromomethane	11.90	93	327113	158.59 ug/L	#	78
42)	4-Methyl-2-pentanone	14.20	43	223658m	253.41 ug/L		
43)	cis-1,3-Dichloropropene	13.19	75	308356	128.08 ug/L		91
45)	Toluene	13.56	92	218724	114.37 ug/L		98
46)	trans-1,3-Dichloropropene	14.21	75	313355m	273.18 ug/L		
47)	Ethyl Methacrylate	12.53	69	105613	220.79 ug/L		68
48)	1,1,2-Trichloroethane	14.45	83	259829m	94.70 ug/L		
51)	2-Hexanone	15.48	43	279700	271.11 ug/L		100
52)	1,3-Dichloropropane	14.86	76	319329	113.52 ug/L		98
53)	Tetrachloroethene	14.14	166	285192	68.80 ug/L		89
54)	Dibromochloromethane	14.72	129	804723	107.47 ug/L		91
55)	1,2-Dibromoethane	15.07	107	439659	125.41 ug/L		99
56)	Chlorobenzene	15.90	112	439963	97.62 ug/L	#	71
57)	1,1,1,2-Tetrachloroethane	16.00	131	249053	101.46 ug/L		83
58)	Ethylbenzene	15.95	91	547738	95.30 ug/L		68
59)	m,p-Xylene	16.17	106	415050	210.51 ug/L	#	76
60)	o-Xylene	16.85	106	220824	106.58 ug/L		87
61)	Styrene	16.93	104	405566	115.28 ug/L		89
62)	Bromoform	16.97	173	860337	137.24 ug/L		97
63)	1,1,2,2-Tetrachloroethane	18.13	83	702668	178.41 ug/L		97
64)	1,2,3-Trichloropropane	18.36	75	417907	194.75 ug/L	#	54
65)	1,4-Dichloro-2-butene	19.00	75	8700	98.14 ug/L	#	1
66)	1,3,5-Trimethylbenzene	18.36	105	553925	115.99 ug/L		89
67)	1,2,4-Trimethylbenzene	19.01	105	599382	122.24 ug/L		91
68)	1,3-Dichlorobenzene	19.55	146	516303	132.25 ug/L		86
69)	1,4-Dichlorobenzene	19.71	146	559832	127.07 ug/L		87
70)	1,2-Dichlorobenzene	20.43	146	525777	128.00 ug/L		95
71)	1,2-Dibromo-3-chloro-propa	21.84	75	246598	390.02 ug/L	#	65

(#) = qualifier out of range (m) = manual integration

Quantitation Report

Data File : D:\DATA\D5184.D
Acq On : 9 Mar 2001 3:36 pm
Sample : VSTD100
Misc : 5MLS
MS Integration Params: rteint.p
Quant Time: Mar 21 11:08 2001

Vial: 7
Operator: K.LOCKER
Inst : #13
Multiplr: 1.00

Quant Results File: D030860X.RES

Method : C:\HPCHEM\1\METHODS\D30960XS.M (RTE Integrator)
Title : VOA 8260 Calibration
Last Update : Wed Mar 21 11:21:50 2001
Response via : Continuing Cal File: D:\DATA\D5161.D

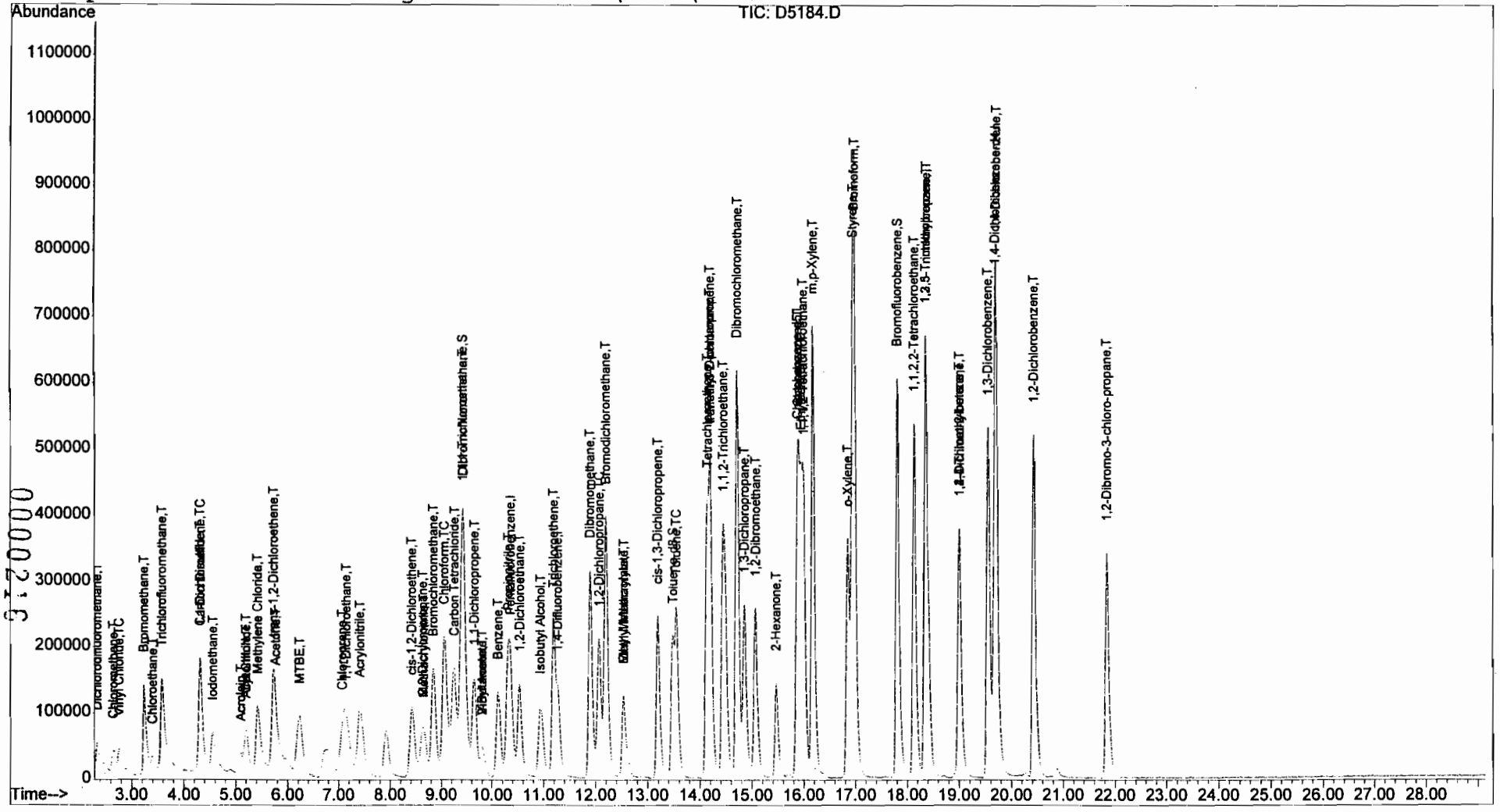

Quantitation Report (QT Reviewed)

Data File : D:\DATA\D5185.D
Acq On : 9 Mar 2001 4:15 pm
Sample : VSTD020
Misc : 5MLS
MS Integration Params: rteint.p
Quant Time: Mar 21 11:08 2001

Vial: 8
Operator: K.LOCKER
Inst : #13
Multiplr: 1.00
Quant Results File: D030860X.RES

Quant Method : C:\HPCHEM\1\METHODS\D030860X.M (RTE Integrator)
Title : VOA 8260 Calibration
Last Update : Thu Mar 08 11:36:29 2001
Response via : Continuing Cal File: D:\DATA\D5161.D
DataAcq Meth : D030860X

Internal Standards	R.T.	QIon	Response	Conc	Units	Dev(Min)
1) Pentafluorobenzene	10.37	168	420417	50.00	ug/L	0.03
32) 1,4-Difluorobenzene	11.29	114	397171	50.00	ug/L	0.02
50) Chlorobenzene-d5	15.86	117	285258	50.00	ug/L	0.04
72) 1,4-Dichlorobenzene-d4	19.68	152	203110	50.00	ug/L	0.03
System Monitoring Compounds						
30) Dibromofluoromethane	9.42	113	172979	19.64	ug/L	0.01
Spiked Amount 50.000	Range 86 - 118		Recovery = 39.28%#			
44) Toluene-d8	13.48	98	125085	19.08	ug/L	0.03
Spiked Amount 50.000	Range 88 - 110		Recovery = 38.16%#			
49) Bromofluorobenzene	17.81	95	166798m	22.31	ug/L	0.04
Spiked Amount 50.000	Range 86 - 115		Recovery = 44.62%#			
Target Compounds						Qvalue
2) Dichlorodifluoromethane	2.35	85	47449m	23.54	ug/L	
3) Chloromethane	2.69	50	31977	24.44	ug/L	100
4) Vinyl Chloride	2.77	62	39879m	23.98	ug/L	
5) Bromomethane	3.25	94	75673	30.61	ug/L	96
6) Chloroethane	3.41	64	19335	21.51	ug/L	83
7) Trichlorofluoromethane	3.59	101	131391	22.49	ug/L	92
8) Acrolein	5.08	56	34337	205.92	ug/L	97
9) Acetone	5.70	43	48002	54.24	ug/L	90
10) 1,1-Dichloroethene	4.38	96	60855	23.03	ug/L	89
11) Acetonitrile	5.25	41	45747	225.87	ug/L	100
12) Iodomethane	4.62	142	81123	11.50	ug/L	94
13) Allyl Chloride	5.25	41	45747	22.59	ug/L	93
14) Carbon Disulfide	4.40	76	78670	22.55	ug/L	100
15) Methylene Chloride	5.46	84	74016	24.64	ug/L	93
16) MTBE	6.15	73	130179	26.49	ug/L	77
17) Acrylonitrile	7.35	53	83226	177.23	ug/L	90
18) trans-1,2-Dichloroethene	5.77	96	68017	24.80	ug/L	95
19) 1,1-Dichloroethane	7.15	63	118248	22.84	ug/L	94
20) Vinyl Acetate	9.75	43	53183m	87.52	ug/L	
21) Chloroprene	7.08	53	67811	24.64	ug/L	96
22) 2-Butanone	9.75	43	52026	42.96	ug/L	88
23) Propionitrile	10.26	54	81598	597.98	ug/L	84
24) 2,2-Dichloropropane	8.64	77	60369	21.40	ug/L	99
25) cis-1,2-Dichloroethene	8.42	96	52848	24.42	ug/L	95
26) Methacrylonitrile	8.63	41	46041	21.74	ug/L	81
27) Chloroform	9.06	83	177911	23.31	ug/L	98
28) Bromochloromethane	8.85	128	43341	22.74	ug/L	98
29) Isobutyl Alcohol	10.86	43	45579	7500.54	ug/L	82

(#) = qualifier out of range (m) = manual integration

Quantitation Report (QT Reviewed)

Data File : D:\DATA\D5185.D Vial: 8
Acq On : 9 Mar 2001 4:15 pm Operator: K.LOCKER
Sample : VSTD020 Inst : #13
Misc : 5MLS Multiplr: 1.00
MS Integration Params: rteint.p
Quant Time: Mar 21 11:08 2001 Quant Results File: D030860X.RES

Quant Method : C:\HPCHEM\1\METHODS\D030860X.M (RTE Integrator)
Title : VOA 8260 Calibration
Last Update : Thu Mar 08 11:36:29 2001
Response via : Continuing Cal File: D:\DATA\D5161.D
DataAcq Meth : D030860X

	Compound	R.T.	QIon	Response	Conc Unit		Qvalue
31)	1,1,1-Trichloroethane	9.41	97	156764	23.63 ug/L		98
33)	1,1-Dichloropropene	9.66	75	99606	23.95 ug/L		93
34)	Carbon Tetrachloride	9.27	117	180716	20.33 ug/L		99
35)	Benzene	10.12	78	133770	23.06 ug/L		100
36)	1,2-Dichloroethane	10.54	62	106749	22.17 ug/L		87
37)	Trichloroethene	11.21	95	132249	27.33 ug/L		77
38)	1,2-Dichloropropane	12.07	63	73977	22.09 ug/L		100
39)	Methyl Methacrylate	12.53	41	60412	39.81 ug/L		87
40)	Bromodichloromethane	12.19	83	213616	21.94 ug/L		96
41)	Dibromomethane	11.90	93	96841	24.27 ug/L	#	78
42)	4-Methyl-2-pentanone	14.18	43	83568	48.95 ug/L		84
43)	cis-1,3-Dichloropropene	13.20	75	99172	21.30 ug/L		90
45)	Toluene	13.55	92	83137	22.48 ug/L		98
46)	trans-1,3-Dichloropropene	14.20	75	100245m	45.18 ug/L		
47)	Ethyl Methacrylate	12.53	69	33415	36.11 ug/L	#	58
48)	1,1,2-Trichloroethane	14.44	83	76468m	14.41 ug/L		
51)	2-Hexanone	15.46	43	70044	50.28 ug/L		98
52)	1,3-Dichloropropane	14.85	76	98442	25.92 ug/L		99
53)	Tetrachloroethene	14.14	166	121199	21.65 ug/L		88
54)	Dibromochloromethane	14.71	129	214985	21.26 ug/L		93
55)	1,2-Dibromoethane	15.05	107	123741	26.14 ug/L		98
56)	Chlorobenzene	15.89	112	134962	22.18 ug/L	#	67
57)	1,1,1,2-Tetrachloroethane	16.00	131	68201	20.58 ug/L		83
58)	Ethylbenzene	15.94	91	173384	22.34 ug/L		68
59)	m,p-Xylene	16.18	106	120233	45.16 ug/L	#	76
60)	o-Xylene	16.85	106	60204	21.52 ug/L		89
61)	Styrene	16.93	104	106059	22.33 ug/L		75
62)	Bromoform	16.96	173	198120	23.41 ug/L		97
63)	1,1,2,2-Tetrachloroethane	18.12	83	136205	25.61 ug/L		96
64)	1,2,3-Trichloropropane	18.36	75	94712	32.69 ug/L	#	58
65)	1,4-Dichloro-2-butene	19.00	75	2159	18.04 ug/L	#	1
66)	1,3,5-Trimethylbenzene	18.35	105	143086	22.19 ug/L		88
67)	1,2,4-Trimethylbenzene	19.00	105	147567	22.29 ug/L		90
68)	1,3-Dichlorobenzene	19.55	146	124255	23.57 ug/L		86
69)	1,4-Dichlorobenzene	19.71	146	137102	23.05 ug/L		86
70)	1,2-Dichlorobenzene	20.43	146	131524	23.71 ug/L		96
71)	1,2-Dibromo-3-chloro-propa	21.85	75	31941	37.41 ug/L	#	63

(#) = qualifier out of range (m) = manual integration

Quantitation Report

Data File : D:\DATA\D5185.D
Acq On : 9 Mar 2001 4:15 pm
Sample : VSTD020
Misc : 5MLS
MS Integration Params: rteint.p
Quant Time: Mar 21 11:08 2001

Vial: 8
Operator: K.LOCKER
Inst : #13
Multiplr: 1.00

Quant Results File: D030860X.RES

Method : C:\HPCHEM\1\METHODS\D30960XS.M (RTE Integrator)
Title : VOA 8260 Calibration
Last Update : Wed Mar 21 11:21:50 2001
Response via : Continuing Cal File: D:\DATA\D5161.D

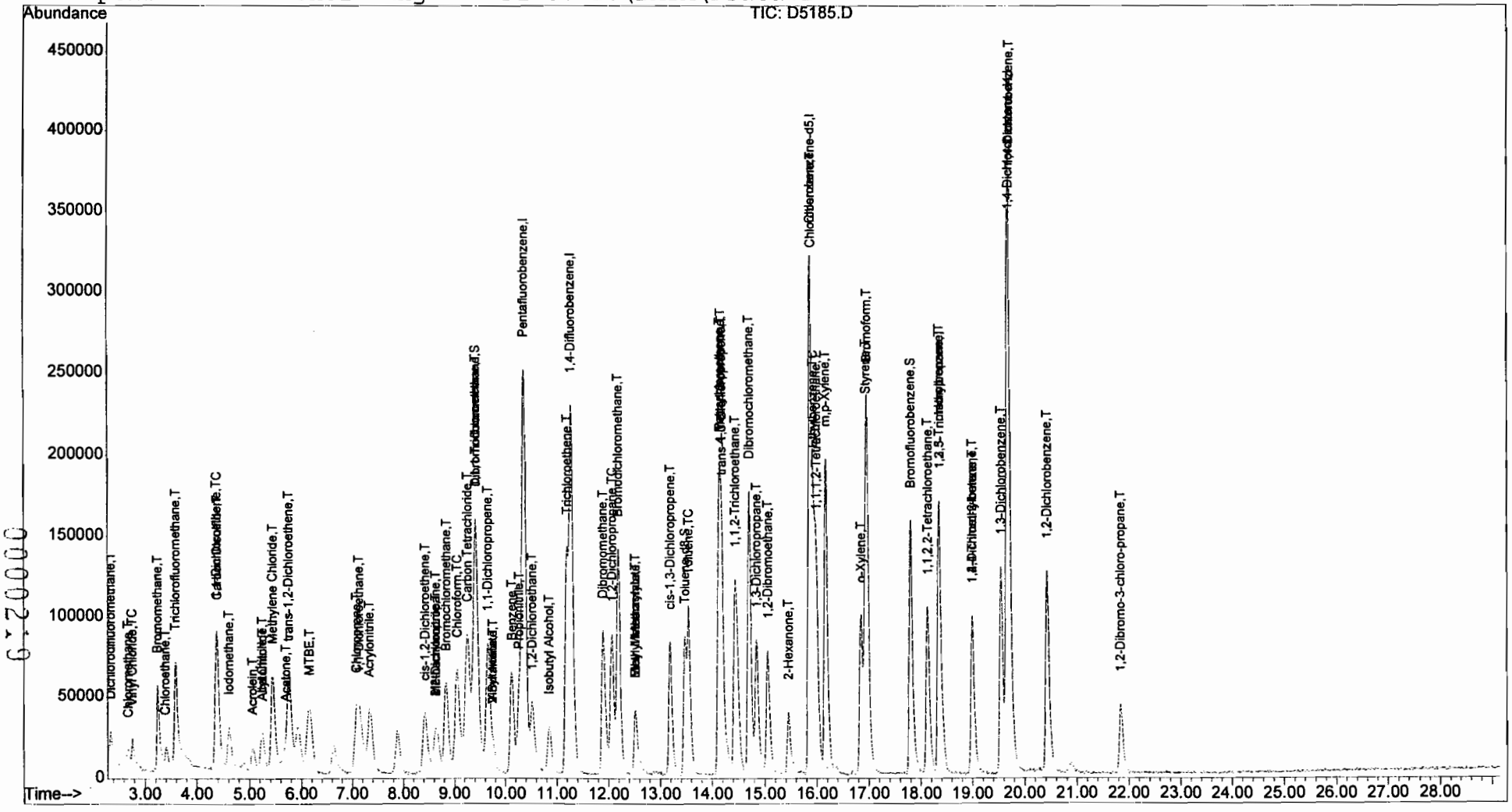

Quantitation Report (QT Reviewed)

Data File : D:\DATA\D5186.D
Acq On : 9 Mar 2001 4:53 pm
Sample : VSTD010
Misc : 5MLS
MS Integration Params: rteint.p
Quant Time: Mar 21 11:09 2001

Vial: 9
Operator: K.LOCKER
Inst : #13
Multiplr: 1.00
Quant Results File: D030860X.RES

Quant Method : C:\HPCHEM\1\METHODS\D030860X.M (RTE Integrator)
Title : VOA 8260 Calibration
Last Update : Thu Mar 08 11:36:29 2001
Response via : Continuing Cal File: D:\DATA\D5161.D
DataAcq Meth : D030860X

Internal Standards	R.T.	QIon	Response	Conc	Units	Dev(Min)
1) Pentafluorobenzene	10.37	168	219756	50.00	ug/L	0.03
32) 1,4-Difluorobenzene	11.29	114	218169	50.00	ug/L	0.02
50) Chlorobenzene-d5	15.86	117	192698	50.00	ug/L	0.04
72) 1,4-Dichlorobenzene-d4	19.68	152	171994	50.00	ug/L	0.03
System Monitoring Compounds						
30) Dibromofluoromethane	9.41	113	62080	13.49	ug/L	0.00
Spiked Amount 50.000	Range 86 - 118		Recovery = 26.98%#			
44) Toluene-d8	13.48	98	39363	10.93	ug/L	0.03
Spiked Amount 50.000	Range 88 - 110		Recovery = 21.86%#			
49) Bromofluorobenzene	17.81	95	59024	14.37	ug/L	0.04
Spiked Amount 50.000	Range 86 - 115		Recovery = 28.74%#			
Target Compounds						Qvalue
2) Dichlorodifluoromethane	2.36	85	15351m	14.57	ug/L	
3) Chloromethane	2.66	50	10482m	15.33	ug/L	
4) Vinyl Chloride	2.78	62	11974m	13.77	ug/L	
5) Bromomethane	3.26	94	27107	20.98	ug/L	98
6) Chloroethane	3.41	64	6451m	13.73	ug/L	
7) Trichlorofluoromethane	3.60	101	44576	14.60	ug/L	89
8) Acrolein	5.08	56	12447	142.80	ug/L	81
9) Acetone	5.67	43	15903m	34.37	ug/L	
10) 1,1-Dichloroethene	4.40	96	18629	13.49	ug/L	86
11) Acetonitrile	5.27	41	17338	163.77	ug/L	71
12) Iodomethane	4.63	142	30144	8.18	ug/L	82
13) Allyl Chloride	5.27	41	12319m	11.64	ug/L	
14) Carbon Disulfide	4.41	76	21714	11.91	ug/L	100
15) Methylene Chloride	5.46	84	31624	20.14	ug/L	94
16) MTBE	6.15	73	35565	13.84	ug/L	80
17) Acrylonitrile	7.34	53	34374	140.04	ug/L	87
18) trans-1,2-Dichloroethene	5.78	96	21086	14.71	ug/L	88
19) 1,1-Dichloroethane	7.17	63	33247m	12.29	ug/L	
20) Vinyl Acetate	9.76	43	21617m	68.06	ug/L	
21) Chloroprene	7.12	53	18725	13.02	ug/L	99
22) 2-Butanone	9.76	43	17094m	27.01	ug/L	
23) Propionitrile	10.26	54	36181	507.26	ug/L	89
24) 2,2-Dichloropropane	8.66	77	19566	13.27	ug/L	86
25) cis-1,2-Dichloroethene	8.42	96	17502	15.47	ug/L	93
26) Methacrylonitrile	8.64	41	14548	13.14	ug/L #	66
27) Chloroform	9.04	83	52934m	13.27	ug/L	
28) Bromochloromethane	8.85	128	14688	14.74	ug/L	95
29) Isobutyl Alcohol	10.83	43	23717	7466.67	ug/L	88

(#) = qualifier out of range (m) = manual integration 0000220

Quantitation Report (QT Reviewed)

Data File : D:\DATA\D5186.D
Acq On : 9 Mar 2001 4:53 pm
Sample : VSTD010
Misc : 5MLS
MS Integration Params: rteint.p
Quant Time: Mar 21 11:09 2001

Vial: 9
Operator: K.LOCKER
Inst : #13
Multiplr: 1.00
Quant Results File: D030860X.RES

Quant Method : C:\HPCHEM\1\METHODS\D030860X.M (RTE Integrator)
Title : VOA 8260 Calibration
Last Update : Thu Mar 08 11:36:29 2001
Response via : Continuing Cal File: D:\DATA\D5161.D
DataAcq Meth : D030860X

	Compound	R.T.	QIon	Response	Conc	Unit		Qvalue
31)	1,1,1-Trichloroethane	9.42	97	40616	11.71	ug/L		94
33)	1,1-Dichloropropene	9.67	75	27291	11.95	ug/L		93
34)	Carbon Tetrachloride	9.27	117	46204m	9.46	ug/L		
35)	Benzene	10.15	78	39665	12.45	ug/L		100
36)	1,2-Dichloroethane	10.52	62	43426	16.42	ug/L		85
37)	Trichloroethene	11.20	95	33954m	12.77	ug/L		
38)	1,2-Dichloropropane	12.06	63	22809	12.40	ug/L		100
39)	Methyl Methacrylate	12.52	41	19616	23.53	ug/L		94
40)	Bromodichloromethane	12.19	83	66388	12.41	ug/L		98
41)	Dibromomethane	11.90	93	35952	16.40	ug/L	#	77
42)	4-Methyl-2-pentanone	14.17	43	24614m	26.25	ug/L		
43)	cis-1,3-Dichloropropene	13.20	75	31946	12.49	ug/L		92
45)	Toluene	13.56	92	26863	13.22	ug/L		100
46)	trans-1,3-Dichloropropene	14.20	75	29688m	24.36	ug/L		
47)	Ethyl Methacrylate	12.54	69	11869	23.35	ug/L		71
48)	1,1,2-Trichloroethane	14.45	83	27314m	9.37	ug/L		
51)	2-Hexanone	15.45	43	27622	29.35	ug/L		94
52)	1,3-Dichloropropane	14.85	76	35009	13.64	ug/L		99
53)	Tetrachloroethene	14.15	166	37963	10.04	ug/L		89
54)	Dibromochloromethane	14.71	129	73573	10.77	ug/L		92
55)	1,2-Dibromoethane	15.05	107	46778	14.63	ug/L		100
56)	Chlorobenzene	15.89	112	49421	12.02	ug/L	#	66
57)	1,1,1,2-Tetrachloroethane	15.99	131	23673	10.57	ug/L	#	81
58)	Ethylbenzene	15.95	91	62787	11.98	ug/L		68
59)	m,p-Xylene	16.18	106	45315	25.20	ug/L	#	73
60)	o-Xylene	16.86	106	23752	12.57	ug/L		90
61)	Styrene	16.93	104	40654	12.67	ug/L		83
62)	Bromoform	16.97	173	77395	13.53	ug/L		95
63)	1,1,2,2-Tetrachloroethane	18.13	83	64612m	17.99	ug/L		
64)	1,2,3-Trichloropropane	18.35	75	44214	22.59	ug/L	#	57
65)	1,4-Dichloro-2-butene	18.98	75	960	11.87	ug/L	#	1
66)	1,3,5-Trimethylbenzene	18.36	105	61335	14.08	ug/L		87
67)	1,2,4-Trimethylbenzene	19.00	105	63942	14.30	ug/L		92
68)	1,3-Dichlorobenzene	19.56	146	57596	16.17	ug/L		89
69)	1,4-Dichlorobenzene	19.71	146	63211	15.73	ug/L		85
70)	1,2-Dichlorobenzene	20.43	146	60461	16.14	ug/L		95
71)	1,2-Dibromo-3-chloro-propa	21.85	75	23864	41.38	ug/L	#	62

(#) = qualifier out of range (m) = manual integration

Quantitation Report

Data File : D:\DATA\D5186.D
Acq On : 9 Mar 2001 4:53 pm
Sample : VSTD010
Misc : 5MLS
MS Integration Params: rteint.p
Quant Time: Mar 21 11:09 2001

Vial: 9
Operator: K.LOCKER
Inst : #13
Multiplr: 1.00

Quant Results File: D030860X.RES

Method : C:\HPCHEM\1\METHODS\D30960XS.M (RTE Integrator)
Title : VOA 8260 Calibration
Last Update : Wed Mar 21 11:21:50 2001
Response via : Continuing Cal File: D:\DATA\D5161.D

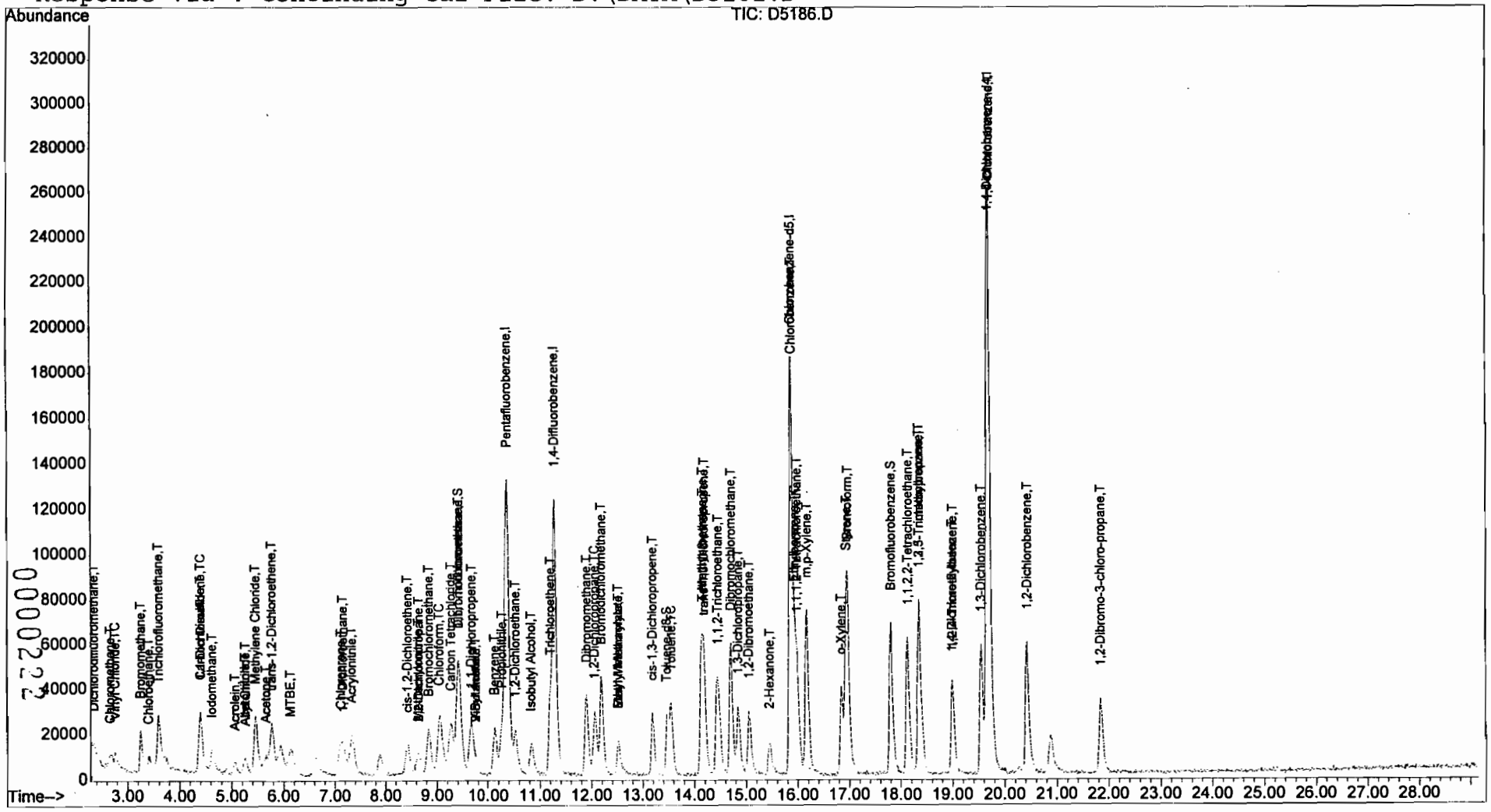

Continuing Calibration

Upstate Laboratories, Inc.

7A
VOLATILE CONTINUING CALIBRATION CHECK

Lab Name: UPSTATE LABS Contract: ENVIRONMENTA

Lab Code: 10170 Case No.: 01 SAS No.: SDG No.: ENH01

Instrument ID: 12.0 Calibration Date: 3/7/01 Time: 10:56

Lab File ID: C8039.D Init. Calib. Date(s): 3/6/01 3/6/01

Heated Purge: (Y/N) N Init. Calib. Times: 11:16 13:54

GC Column: RTX-VOLA ID: 0.53 (mm)

COMPOUND	RRF	RRF50	MIN RRF	% D	MAX % D
Chloromethane	0.126	0.135		-6.6	
Vinyl Chloride	0.157	0.165	0.100	-5.1	25.0
Bromomethane	0.216	0.230	0.100	-6.5	25.0
Chloroethane	0.124	0.136		-9.7	
Trichlorofluoromethane	0.619	0.663		-7.1	
Acetone	0.086	0.089		-2.9	
1,1-Dichloroethene	0.330	0.329	0.100	0.2	25.0
Iodomethane	0.492	0.545		-10.8	
Carbon Disulfide	0.398	0.423		-6.3	
Methylene Chloride	0.387	0.335		13.5	
Acrylonitrile	0.052	0.055		-6.5	
trans-1,2-Dichloroethene	0.346	0.347		-0.2	
1,1-Dichloroethane	0.589	0.584	0.200	0.8	25.0
Vinyl Acetate	0.498	0.514		-3.2	
2-Butanone	0.125	0.125		0.4	
cis-1,2-Dichloroethene	0.259	0.277		-7.1	
Chloroform	0.746	0.746	0.200	0.0	25.0
Bromochloromethane	0.161	0.172		-6.8	
1,1,1-Trichloroethane	0.644	0.698	0.100	-8.3	25.0
Carbon Tetrachloride	0.603	0.619	0.100	-2.6	25.0
Benzene	0.735	0.801	0.500	-8.9	25.0
1,2-Dichloroethane	0.365	0.375	0.100	-2.8	25.0
Trichloroethene	0.447	0.452	0.300	-1.0	25.0
1,2-Dichloropropane	0.374	0.377		-0.8	
Bromodichloromethane	0.709	0.785	0.200	-10.7	25.0
Dibromomethane	0.273	0.296		-8.5	
4-Methyl-2-pentanone	0.165	0.174		-5.1	
cis-1,3-Dichloropropene	0.484	0.529	0.200	-9.2	25.0
Toluene	0.489	0.535	0.400	-9.3	25.0
trans-1,3-Dichloropropene	0.376	0.414	0.100	-10.1	25.0
1,1,2-Trichloroethane	0.278	0.281	0.100	-1.0	25.0
2-Hexanone	0.175	0.195		-11.1	
Tetrachloroethene	0.663	0.675	0.200	-1.8	25.0
Dibromochloromethane	0.901	0.927	0.200	-2.9	25.0
1,2-Dibromoethane	0.478	0.516		-7.9	
Chlorobenzene	1.029	1.042	0.500	-1.3	25.0
1,1,1,2-Tetrachloroethane	0.378	0.410		-8.3	
Ethylbenzene	1.293	1.429	0.100	-10.5	25.0
m,p-Xylene	0.507	0.549	0.300	-8.3	25.0

All other compounds must meet a minimum RRF of 0.010.

0000223

7A

VOLATILE CONTINUING CALIBRATION CHECK

Lab Name: UPSTATE LABS Contract: ENVIRONMENTA

Lab Code: 10170 Case No.: 01 SAS No.: SDG No.: ENH01

Instrument ID: 12.0 Calibration Date: 3/7/01 Time: 10:56

Lab File ID: C8039.D Init. Calib. Date(s): 3/6/01 3/6/01

Heated Purge: (Y/N) N Init. Calib. Times: 11:16 13:54

GC Column: RTX-VOLA ID: 0.53 (mm)

COMPOUND	$\overline{RRF}$	RRF50	MIN RRF	% D	MAX % D
o-Xylene	0.497	0.537	0.300	-8.1	25.0
Styrene	0.916	0.984	0.300	-7.3	25.0
Bromoform	0.613	0.625	0.100	-2.0	25.0
1,1,2,2-Tetrachloroethane	0.635	0.628	0.500	1.1	25.0
1,2,3-Trichloropropane	0.285	0.296		-3.9	
1,4-Dichloro-2-butene	0.077	0.082		-6.9	
1,3-Dichlorobenzene	0.855	0.919		-7.5	
1,4-Dichlorobenzene	0.881	0.938		-6.5	
1,2-Dichlorobenzene	0.816	0.868		-6.3	
1,2-Dibromo-3-chloro-propane	0.106	0.110		-3.5	
Dibromofluoromethane	0.719	0.755		-5.0	
Toluene-d8	0.849	0.900		-6.1	
Bromofluorobenzene	0.819	0.856		-4.5	

All other compounds must meet a minimum RRF of 0.010.

Evaluate Continuing Calibration Report

Data File : D:\DATA\C8039.D
Acq On : 7 Mar 2001 10:56 am
Sample : CC
Misc : 5MLS
MS Integration Params: rteint.p

Vial: 3
Operator: K.LOCKER
Inst : #12
Multiplr: 1.00

Method : C:\HPCHEM\1\METHODS\C030660.M (RTE Integrator)
Title : VOA 8260 Calibration
Last Update : Tue Mar 06 14:42:27 2001
Response via : Multiple Level Calibration

Min. RRF : 0.050 Min. Rel. Area : 50% Max. R.T. Dev 0.50min
Max. RRF Dev : 25% Max. Rel. Area : 150%

		Compound	AvgRF	CCRF	%Dev	Area%	Dev(min)
1	I	Pentafluorobenzene	1.000	1.000	0.0	97	0.00
2	T	Dichlorodifluoromethane	0.162	0.168	-3.7	97	0.00
3	T	Chloromethane	0.126	0.135	-7.1	105	0.00
4	TC	Vinyl Chloride	0.157	0.165	-5.1	102	0.00
5	T	Bromomethane	0.216	0.230	-6.5	104	0.00
6	T	Chloroethane	0.124	0.136	-9.7	105	0.00
7	T	Trichlorofluoromethane	0.619	0.663	-7.1	101	0.00
8	T	Acrolein	0.018	0.018#	0.0	99	0.00
9	T	Acetone	0.086	0.089	-3.5	90	0.00
10	TC	1,1-Dichloroethene	0.330	0.329	0.3	95	0.00
11	T	Acetonitrile	0.025	0.026#	-4.0	97	0.00
12	T	Iodomethane	0.492	0.545	-10.8	102	0.00
13	T	Allyl Chloride	0.246	0.263	-6.9	97	0.00
14	T	Carbon Disulfide	0.398	0.423	-6.3	101	0.00
15	T	Methylene Chloride	0.387	0.335	13.4	94	0.00
16	T	MTBE	0.535	0.563	-5.2	104	0.00
17	T	Acrylonitrile	0.052	0.055	-5.8	110	0.00
18	T	trans-1,2-Dichloroethene	0.346	0.347	-0.3	96	0.00
19	T	1,1-Dichloroethane	0.589	0.584	0.8	96	0.00
20	T	Vinyl Acetate	0.498	0.514	-3.2	89	0.01
21	T	Chloroprene	0.299	0.321	-7.4	102	0.01
22	T	2-Butanone	0.125	0.125	0.0	113	0.01
23	T	Propionitrile	0.015	0.016#	-6.7	109	0.01
24	T	2,2-Dichloropropane	0.329	0.327	0.6	97	0.02
25	T	cis-1,2-Dichloroethene	0.259	0.277	-6.9	102	0.01
26	T	Methacrylonitrile	0.064	0.065	-1.6	108	0.01
27	TC	Chloroform	0.746	0.746	0.0	96	0.01
28	T	Bromochloromethane	0.161	0.172	-6.8	102	0.00
29	T	Isobutyl Alcohol	0.001	0.001#	0.0	122	0.01
30	S	Dibromofluoromethane	0.719	0.755	-5.0	103	0.01
31	T	1,1,1-Trichloroethane	0.644	0.698	-8.4	103	0.02
32	I	1,4-Difluorobenzene	1.000	1.000	0.0	97	0.02
33	T	1,1-Dichloropropene	0.433	0.467	-7.9	100	0.02
34	T	Carbon Tetrachloride	0.603	0.619	-2.7	96	0.01
35	T	Benzene	0.735	0.801	-9.0	103	0.02
36	T	1,2-Dichloroethane	0.365	0.375	-2.7	98	0.01
37	T	Trichloroethene	0.447	0.452	-1.1	96	0.02
38	TC	1,2-Dichloropropane	0.374	0.377	-0.8	97	0.02
39	T	Methyl Methacrylate	0.132	0.135	-2.3	105	0.01
40	T	Bromodichloromethane	0.709	0.785	-10.7	106	0.01

(#) = Out of Range

Evaluate Continuing Calibration Report

Data File : D:\DATA\C8039.D Vial: 3
Acq On : 7 Mar 2001 10:56 am Operator: K.LOCKER
Sample : CC Inst : #12
Misc : 5MLS Multiplr: 1.00
MS Integration Params: rteint.p

Method : C:\HPCHEM\1\METHODS\C030660.M (RTE Integrator)
Title : VOA 8260 Calibration
Last Update : Tue Mar 06 14:42:27 2001
Response via : Multiple Level Calibration

Min. RRF : 0.050 Min. Rel. Area : 50% Max. R.T. Dev 0.50min
Max. RRF Dev : 25% Max. Rel. Area : 150%

		Compound	AvgRF	CCRF	%Dev	Area%	Dev(min)
41	T	Dibromomethane	0.273	0.296	-8.4	104	0.01
42	T	4-Methyl-2-pentanone	0.165	0.174	-5.5	107	0.01
43	T	cis-1,3-Dichloropropene	0.484	0.529	-9.3	104	0.01
44	S	Toluene-d8	0.849	0.900	-6.0	102	0.00
45	TC	Toluene	0.489	0.535	-9.4	103	0.01
46	T	trans-1,3-Dichloropropene	0.376	0.414	-10.1	105	0.00
47	T	Ethyl Methacrylate	0.180	0.203	-12.8	103	0.00
48	T	1,1,2-Trichloroethane	0.278	0.281	-1.1	98	0.00
49	S	Bromofluorobenzene	0.819	0.856	-4.5	102	0.00
50	I	Chlorobenzene-d5	1.000	1.000	0.0	97	0.00
51	T	2-Hexanone	0.175	0.195	-11.4	113	0.00
52	T	1,3-Dichloropropane	0.541	0.581	-7.4	104	0.00
53	T	Tetrachloroethene	0.663	0.675	-1.8	93	0.00
54	T	Dibromochloromethane	0.901	0.927	-2.9	100	0.00
55	T	1,2-Dibromoethane	0.478	0.516	-7.9	105	0.00
56	T	Chlorobenzene	1.029	1.042	-1.3	96	0.00
57	T	1,1,1,2-Tetrachloroethane	0.378	0.410	-8.5	104	0.00
58	TC	Ethylbenzene	1.293	1.429	-10.5	104	0.00
59	T	m,p-Xylene	0.507	0.549	-8.3	101	0.00
60	T	o-Xylene	0.497	0.537	-8.0	101	0.00
61	T	Styrene	0.916	0.984	-7.4	101	0.00
62	T	Bromoform	0.613	0.625	-2.0	99	0.00
63	T	1,1,2,2-Tetrachloroethane	0.635	0.628	1.1	99	0.00
64	T	1,2,3-Trichloropropane	0.285	0.296	-3.9	105	0.00
65	T	1,4-Dichloro-2-butene	0.077	0.082	-6.5	104	0.00
66	T	1,3,5-Trimethylbenzene	1.078	1.141	-5.8	98	0.00
67	T	1,2,4-Trimethylbenzene	1.156	1.209	-4.6	97	0.00
68	T	1,3-Dichlorobenzene	0.855	0.919	-7.5	100	0.00
69	T	1,4-Dichlorobenzene	0.881	0.938	-6.5	101	0.00
70	T	1,2-Dichlorobenzene	0.816	0.868	-6.4	102	0.00
71	T	1,2-Dibromo-3-chloro-propan	0.106	0.110	-3.8	105	0.01
72	I	1,4-Dichlorobenzene-d4	1.000	1.000	0.0	98	0.00

0000226

Quantitation Report (QT Reviewed)

Data File : D:\DATA\C8039.D
Acq On : 7 Mar 2001 10:56 am
Sample : CC
Misc : 5MLS
MS Integration Params: rteint.p
Quant Time: Mar 7 11:29 2001

Vial: 3
Operator: K.LOCKER
Inst : #12
Multiplr: 1.00
Quant Results File: C030660.RES

Quant Method : C:\HPCHEM\1\METHODS\C030660.M (RTE Integrator)
Title : VOA 8260 Calibration
Last Update : Tue Mar 06 14:42:27 2001
Response via : Initial Calibration
DataAcq Meth : C030660

Internal Standards	R.T.	QIon	Response	Conc	Units	Dev(Min)
1) Pentafluorobenzene	8.48	168	269354	50.00	ug/L	0.00
32) 1,4-Difluorobenzene	11.78	114	288378	50.00	ug/L	0.02
50) Chlorobenzene-d5	18.95	117	213814	50.00	ug/L	0.00
72) 1,4-Dichlorobenzene-d4	23.58	152	137994	50.00	ug/L	0.00
System Monitoring Compounds						
30) Dibromofluoromethane	8.29	113	203482	52.51	ug/L	0.01
Spiked Amount 50.000	Range 86 - 118		Recovery = 105.02%			
44) Toluene-d8	15.79	98	259653	53.03	ug/L	0.00
Spiked Amount 50.000	Range 88 - 110		Recovery = 106.06%			
49) Bromofluorobenzene	21.36	95	246784	52.25	ug/L	0.00
Spiked Amount 50.000	Range 86 - 115		Recovery = 104.50%			
Target Compounds						Qvalue
2) Dichlorodifluoromethane	2.24	85	45165	51.86	ug/L	98
3) Chloromethane	2.43	50	36252	53.31	ug/L	98
4) Vinyl Chloride	2.52	62	44367	52.54	ug/L	95
5) Bromomethane	2.91	94	62031	53.24	ug/L	99
6) Chloroethane	3.00	64	36558	54.84	ug/L	96
7) Trichlorofluoromethane	3.31	101	178473	53.55	ug/L	99
8) Acrolein	3.69	56	19468	199.27	ug/L	87
9) Acetone	3.80	43	23894	51.45	ug/L	97
10) 1,1-Dichloroethene	3.98	96	88697	49.88	ug/L	92
11) Acetonitrile	4.46	41	70868	534.61	ug/L	96
12) Iodomethane	4.30	142	146856	55.38	ug/L	94
13) Allyl Chloride	4.46	41	70868	53.46	ug/L	90
14) Carbon Disulfide	4.56	76	113847	53.14	ug/L	100
15) Methylene Chloride	4.57	84	90228	43.27	ug/L	98
16) MTBE	5.05	73	151705	52.68	ug/L	98
17) Acrylonitrile	4.70	53	59128	213.03	ug/L	99
18) trans-1,2-Dichloroethene	5.13	96	93364	50.11	ug/L	91
19) 1,1-Dichloroethane	5.88	63	157411	49.60	ug/L	98
20) Vinyl Acetate	5.98	43	138383	51.62	ug/L	100
21) Chloroprene	6.13	53	86362	53.66	ug/L	91
22) 2-Butanone	6.89	43	33656	49.79	ug/L #	42
23) Propionitrile	6.81	54	44299	541.28	ug/L	100
24) 2,2-Dichloropropane	7.25	77	88173	49.78	ug/L	98
25) cis-1,2-Dichloroethene	7.25	96	74575	53.54	ug/L	95
26) Methacrylonitrile	7.44	41	17609	51.03	ug/L	96
27) Chloroform	7.71	83	200926	50.01	ug/L	100
28) Bromochloromethane	8.02	128	46423	53.41	ug/L	99
29) Isobutyl Alcohol	8.02	43	17343	4852.94	ug/L	96

(#) = qualifier out of range (m) = manual integration

Quantitation Report (QT Reviewed)

Data File : D:\DATA\C8039.D
Acq On : 7 Mar 2001 10:56 am
Sample : CC
Misc : 5MLS
MS Integration Params: rteint.p
Quant Time: Mar 7 11:29 2001

Vial: 3
Operator: K.LOCKER
Inst : #12
Multiplr: 1.00
Quant Results File: C030660.RES

Quant Method : C:\HPCHEM\1\METHODS\C030660.M (RTE Integrator)
Title : VOA 8260 Calibration
Last Update : Tue Mar 06 14:42:27 2001
Response via : Initial Calibration
DataAcq Meth : C030660

Compound	R.T.	QIon	Response	Conc Unit	Qvalue
31) 1,1,1-Trichloroethane	9.05	97	187991	54.15 ug/L	98
33) 1,1-Dichloropropene	9.67	75	134596	53.91 ug/L	98
34) Carbon Tetrachloride	9.96	117	178392	51.31 ug/L	99
35) Benzene	10.47	78	230961	54.46 ug/L	100
36) 1,2-Dichloroethane	10.35	62	108079	51.39 ug/L	93
37) Trichloroethene	12.67	95	130331	50.52 ug/L	94
38) 1,2-Dichloropropane	13.09	63	108785	50.38 ug/L	99
39) Methyl Methacrylate	13.64	41	38964	51.07 ug/L	93
40) Bromodichloromethane	13.65	83	226305	55.37 ug/L	100
41) Dibromomethane	13.64	93	85345	54.24 ug/L	90
42) 4-Methyl-2-pentanone	14.98	43	50036	52.54 ug/L	99
43) cis-1,3-Dichloropropene	15.19	75	152491	54.59 ug/L	99
45) Toluene	15.96	92	154282	54.67 ug/L	99
46) trans-1,3-Dichloropropene	16.39	75	119288	55.04 ug/L	97
47) Ethyl Methacrylate	16.69	69	58593	56.34 ug/L	93
48) 1,1,2-Trichloroethane	16.66	83	81053	50.51 ug/L	96
51) 2-Hexanone	16.99	43	41655	55.54 ug/L	95
52) 1,3-Dichloropropane	17.23	76	124314	53.73 ug/L	99
53) Tetrachloroethene	17.43	166	144394	50.92 ug/L	93
54) Dibromochloromethane	17.62	129	198164	51.43 ug/L	98
55) 1,2-Dibromoethane	18.03	107	110333	53.97 ug/L	99
56) Chlorobenzene	19.03	112	222770	50.64 ug/L	96
57) 1,1,1,2-Tetrachloroethane	19.16	131	87571	54.15 ug/L	99
58) Ethylbenzene	19.28	91	305587	55.26 ug/L	99
59) m,p-Xylene	19.45	106	234615	108.29 ug/L	94
60) o-Xylene	20.26	106	114893	54.04 ug/L	91
61) Styrene	20.30	104	210300	53.66 ug/L	89
62) Bromoform	20.69	173	133623	51.00 ug/L	99
63) 1,1,2,2-Tetrachloroethane	21.22	83	134211	49.45 ug/L	98
64) 1,2,3-Trichloropropane	21.48	75	63235	51.96 ug/L	100
65) 1,4-Dichloro-2-butene	21.65	75	17553	53.46 ug/L	91
66) 1,3,5-Trimethylbenzene	22.13	105	243875	52.89 ug/L	94
67) 1,2,4-Trimethylbenzene	22.83	105	258556	52.28 ug/L	94
68) 1,3-Dichlorobenzene	23.43	146	196462	53.73 ug/L	96
69) 1,4-Dichlorobenzene	23.63	146	200639	53.25 ug/L	96
70) 1,2-Dichlorobenzene	24.26	146	185542	53.16 ug/L	94
71) 1,2-Dibromo-3-chloro-propa	25.64	75	23553	51.73 ug/L	84

(#) = qualifier out of range (m) = manual integration

Data File : D:\DATA\C8039.D Vial: 3
Acq On : 7 Mar 2001 10:56 am Operator: K.LOCKER
Sample : CC Inst : #12
Misc : 5MLS Multiplr: 1.00
MS Integration Params: rteint.p
Quant Time: Mar 7 11:29 2001 Quant Results File: C030660.RES

Method : C:\HPCHEM\1\METHODS\C030660.M (RTE Integrator)
Title : VOA 8260 Calibration
Last Update : Tue Mar 06 14:42:27 2001
Response via : Initial Calibration

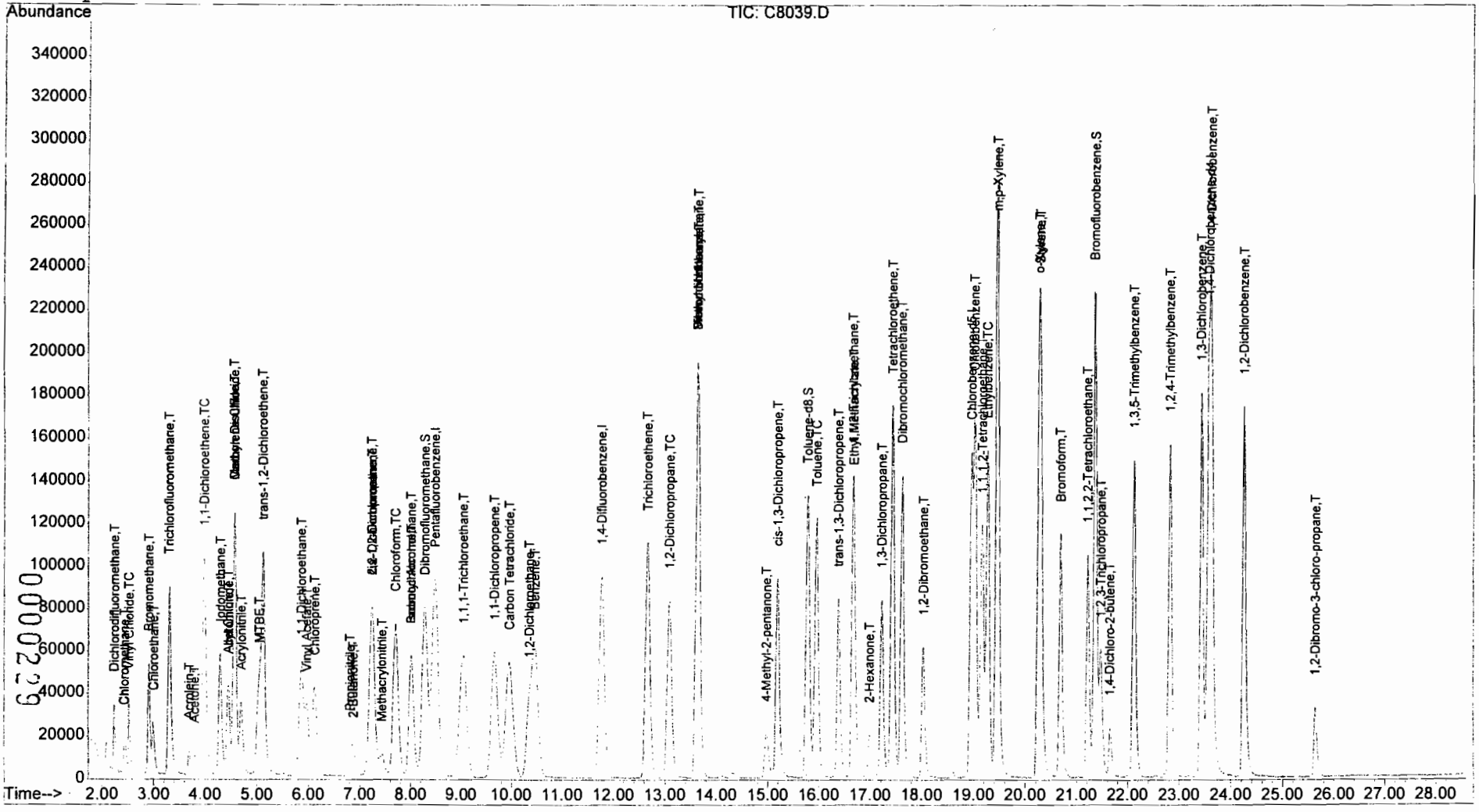

7A

VOLATILE CONTINUING CALIBRATION CHECK

Lab Name: UPSTATE LABS Contract: ENVIRONMENTA

Lab Code: 10170 Case No.: 01 SAS No.: SDG No.: ENH01

Instrument ID: 12.0 Calibration Date: 3/8/01 Time: 10:23

Lab File ID: C8057.D Init. Calib. Date(s): 3/6/01 3/6/01

Heated Purge: (Y/N) N Init. Calib. Times: 11:16 13:54

GC Column: RTX-VOLA ID: 0.53 (mm)

COMPOUND	RRF	RRF50	MIN RRF	% D	MAX % D
Chloromethane	0.126	0.123		2.8	
Vinyl Chloride	0.157	0.158	0.100	-0.7	25.0
Bromomethane	0.216	0.221	0.100	-2.1	25.0
Chloroethane	0.124	0.128		-3.2	
Trichlorofluoromethane	0.619	0.648		-4.7	
Acetone	0.086	0.079		8.4	
1,1-Dichloroethene	0.330	0.312	0.100	5.4	25.0
Iodomethane	0.492	0.513		-4.2	
Carbon Disulfide	0.398	0.398		0.1	
Methylene Chloride	0.387	0.317		18.0	
Acrylonitrile	0.052	0.051		1.2	
trans-1,2-Dichloroethene	0.346	0.327		5.5	
1,1-Dichloroethane	0.589	0.555	0.200	5.7	25.0
Vinyl Acetate	0.498	0.539		-8.3	
2-Butanone	0.125	0.124		1.5	
cis-1,2-Dichloroethene	0.259	0.254		1.7	
Chloroform	0.746	0.706	0.200	5.3	25.0
Bromochloromethane	0.161	0.160		0.9	
1,1,1-Trichloroethane	0.644	0.681	0.100	-5.7	25.0
Carbon Tetrachloride	0.603	0.603	0.100	0.0	25.0
Benzene	0.735	0.763	0.500	-3.8	25.0
1,2-Dichloroethane	0.365	0.351	0.100	3.7	25.0
Trichloroethene	0.447	0.432	0.300	3.5	25.0
1,2-Dichloropropane	0.374	0.357		4.7	
Bromodichloromethane	0.709	0.748	0.200	-5.6	25.0
Dibromomethane	0.273	0.273		0.1	
4-Methyl-2-pentanone	0.165	0.159		3.9	
cis-1,3-Dichloropropene	0.484	0.505	0.200	-4.2	25.0
Toluene	0.489	0.518	0.400	-5.8	25.0
trans-1,3-Dichloropropene	0.376	0.396	0.100	-5.3	25.0
1,1,2-Trichloroethane	0.278	0.265	0.100	4.8	25.0
2-Hexanone	0.175	0.174		0.7	
Tetrachloroethene	0.663	0.660	0.200	0.4	25.0
Dibromochloromethane	0.901	0.864	0.200	4.1	25.0
1,2-Dibromoethane	0.478	0.476		0.4	
Chlorobenzene	1.029	0.992	0.500	3.6	25.0
1,1,1,2-Tetrachloroethane	0.378	0.383		-1.2	
Ethylbenzene	1.293	1.376	0.100	-6.4	25.0
m,p-Xylene	0.507	0.518	0.300	-2.3	25.0

All other compounds must meet a minimum RRF of 0.010.

7A
VOLATILE CONTINUING CALIBRATION CHECK

Lab Name: UPSTATE LABS Contract: ENVIRONMENTA

Lab Code: 10170 Case No.: 01 SAS No.: SDG No.: ENH01

Instrument ID: 12.0 Calibration Date: 3/8/01 Time: 10:23

Lab File ID: C8057.D Init. Calib. Date(s): 3/6/01 3/6/01

Heated Purge: (Y/N) N Init. Calib. Times: 11:16 13:54

GC Column: RTX-VOLA ID: 0.53 (mm)

COMPOUND	RRF	RRF50	MIN RRF	% D	MAX % D
o-Xylene	0.497	0.523	0.300	-5.3	25.0
Styrene	0.916	0.917	0.300	-0.1	25.0
Bromoform	0.613	0.580	0.100	5.4	25.0
1,1,2,2-Tetrachloroethane	0.635	0.588	0.500	7.4	25.0
1,2,3-Trichloropropane	0.285	0.273		4.0	
1,4-Dichloro-2-butene	0.077	0.075		2.9	
1,3-Dichlorobenzene	0.855	0.872		-2.0	
1,4-Dichlorobenzene	0.881	0.887		-0.7	
1,2-Dichlorobenzene	0.816	0.819		-0.3	
1,2-Dibromo-3-chloro-propane	0.106	0.106		0.6	
Dibromofluoromethane	0.719	0.697		3.1	
Toluene-d8	0.849	0.832		2.0	
Bromofluorobenzene	0.819	0.798		2.6	

All other compounds must meet a minimum RRF of 0.010.

Evaluate Continuing Calibration Report

Data File : D:\DATA\C8057.D
Acq On : 8 Mar 2001 10:23 am
Sample : CC
Misc : 5MLS
MS Integration Params: rteint.p

Vial: 2
Operator: K.LOCKER
Inst : #12
Multiplr: 1.00

Method : C:\HPCHEM\1\METHODS\C030660.M (RTE Integrator)
Title : VOA 8260 Calibration
Last Update : Wed Mar 07 11:31:06 2001
Response via : Multiple Level Calibration

Min. RRF : 0.050 Min. Rel. Area : 50% Max. R.T. Dev 0.50min
Max. RRF Dev : 25% Max. Rel. Area : 150%

		Compound	AvgRF	CCRF	%Dev	Area%	Dev(min)
1	I	Pentafluorobenzene	1.000	1.000	0.0	101	0.00
2	T	Dichlorodifluoromethane	0.162	0.154	4.9	94	0.00
3	T	Chloromethane	0.126	0.123	2.4	99	0.00
4	TC	Vinyl Chloride	0.157	0.158	-0.6	102	0.00
5	T	Bromomethane	0.216	0.221	-2.3	104	0.00
6	T	Chloroethane	0.124	0.128	-3.2	103	0.00
7	T	Trichlorofluoromethane	0.619	0.648	-4.7	103	0.00
8	T	Acrolein	0.018	0.017#	5.6	96	0.00
9	T	Acetone	0.086	0.079	8.1	84	0.00
10	TC	1,1-Dichloroethene	0.330	0.312	5.5	94	0.00
11	T	Acetonitrile	0.025	0.023#	8.0	90	0.00
12	T	Iodomethane	0.492	0.513	-4.3	100	0.00
13	T	Allyl Chloride	0.246	0.235	4.5	90	0.00
14	T	Carbon Disulfide	0.398	0.397	0.3	99	0.00
15	T	Methylene Chloride	0.387	0.317	18.1	93	0.00
16	T	MTBE	0.535	0.539	-0.7	104	0.00
17	T	Acrylonitrile	0.052	0.051	1.9	106	0.00
18	T	trans-1,2-Dichloroethene	0.346	0.327	5.5	95	0.00
19	T	1,1-Dichloroethane	0.589	0.555	5.8	95	0.00
20	T	Vinyl Acetate	0.498	0.539	-8.2	98	0.00
21	T	Chloroprene	0.299	0.299	0.0	99	0.00
22	T	2-Butanone	0.125	0.124	0.8	117	0.00
23	T	Propionitrile	0.015	0.015#	0.0	106	0.01
24	T	2,2-Dichloropropane	0.329	0.324	1.5	100	-0.02
25	T	cis-1,2-Dichloroethene	0.259	0.254	1.9	98	0.00
26	T	Methacrylonitrile	0.064	0.060	6.3	104	0.00
27	TC	Chloroform	0.746	0.706	5.4	95	0.00
28	T	Bromochloromethane	0.161	0.160	0.6	99	0.00
29	T	Isobutyl Alcohol	0.001	0.001#	0.0	117	0.00
30	S	Dibromofluoromethane	0.719	0.697	3.1	100	0.00
31	T	1,1,1-Trichloroethane	0.644	0.681	-5.7	105	0.00
32	I	1,4-Difluorobenzene	1.000	1.000	0.0	101	0.00
33	T	1,1-Dichloropropene	0.433	0.443	-2.3	99	0.00
34	T	Carbon Tetrachloride	0.603	0.603	0.0	98	0.00
35	T	Benzene	0.735	0.763	-3.8	103	0.00
36	T	1,2-Dichloroethane	0.365	0.351	3.8	96	0.00
37	T	Trichloroethene	0.447	0.432	3.4	96	0.00
38	TC	1,2-Dichloropropane	0.374	0.357	4.5	96	0.00
39	T	Methyl Methacrylate	0.132	0.122	7.6	100	0.00
40	T	Bromodichloromethane	0.709	0.748	-5.5	105	0.00

(#) = Out of Range

Evaluate Continuing Calibration Report

Data File : D:\DATA\C8057.D
Acq On : 8 Mar 2001 10:23 am
Sample : CC
Misc : 5MLS
MS Integration Params: rteint.p

Vial: 2
Operator: K.LOCKER
Inst : #12
Multiplr: 1.00

Method : C:\HPCHEM\1\METHODS\C030660.M (RTE Integrator)
Title : VOA 8260 Calibration
Last Update : Wed Mar 07 11:31:06 2001
Response via : Multiple Level Calibration

Min. RRF : 0.050 Min. Rel. Area : 50% Max. R.T. Dev 0.50min
Max. RRF Dev : 25% Max. Rel. Area : 150%

		Compound	AvgRF	CCRF	%Dev	Area%	Dev(min)
41	T	Dibromomethane	0.273	0.273	0.0	100	0.00
42	T	4-Methyl-2-pentanone	0.165	0.159	3.6	102	0.00
43	T	cis-1,3-Dichloropropene	0.484	0.505	-4.3	103	0.00
44	S	Toluene-d8	0.849	0.832	2.0	99	0.00
45	TC	Toluene	0.489	0.518	-5.9	104	0.00
46	T	trans-1,3-Dichloropropene	0.376	0.396	-5.3	105	0.00
47	T	Ethyl Methacrylate	0.180	0.190	-5.6	101	0.00
48	T	1,1,2-Trichloroethane	0.278	0.265	4.7	97	0.00
49	S	Bromofluorobenzene	0.819	0.798	2.6	99	0.00
50	I	Chlorobenzene-d5	1.000	1.000	0.0	101	0.00
51	T	2-Hexanone	0.175	0.174	0.6	105	0.00
52	T	1,3-Dichloropropane	0.541	0.540	0.2	101	0.00
53	T	Tetrachloroethene	0.663	0.660	0.5	95	0.00
54	T	Dibromochloromethane	0.901	0.864	4.1	97	0.00
55	T	1,2-Dibromoethane	0.478	0.476	0.4	101	0.00
56	T	Chlorobenzene	1.029	0.992	3.6	95	0.00
57	T	1,1,1,2-Tetrachloroethane	0.378	0.383	-1.3	101	0.00
58	TC	Ethylbenzene	1.293	1.376	-6.4	104	0.00
59	T	m,p-Xylene	0.507	0.518	-2.2	99	0.00
60	T	o-Xylene	0.497	0.523	-5.2	103	0.00
61	T	Styrene	0.916	0.917	-0.1	98	0.00
62	T	Bromoform	0.613	0.580	5.4	96	0.00
63	T	1,1,2,2-Tetrachloroethane	0.635	0.587	7.6	97	0.00
64	T	1,2,3-Trichloropropane	0.285	0.273	4.2	101	0.00
65	T	1,4-Dichloro-2-butene	0.077	0.075	2.6	99	0.00
66	T	1,3,5-Trimethylbenzene	1.078	1.135	-5.3	102	0.00
67	T	1,2,4-Trimethylbenzene	1.156	1.207	-4.4	101	0.00
68	T	1,3-Dichlorobenzene	0.855	0.872	-2.0	99	0.00
69	T	1,4-Dichlorobenzene	0.881	0.887	-0.7	99	0.00
70	T	1,2-Dichlorobenzene	0.816	0.819	-0.4	100	0.00
71	T	1,2-Dibromo-3-chloro-propan	0.106	0.106	0.0	106	0.00
72	I	1,4-Dichlorobenzene-d4	1.000	1.000	0.0	102	0.00

Quantitation Report (QT Reviewed)

Data File : D:\DATA\C8057.D
Acq On : 8 Mar 2001 10:23 am
Sample : CC
Misc : 5MLS
MS Integration Params: rteint.p
Quant Time: Mar 8 10:58 2001

Vial: 2
Operator: K.LOCKER
Inst : #12
Multiplr: 1.00
Quant Results File: C030660.RES

Quant Method : C:\HPCHEM\1\METHODS\C030660.M (RTE Integrator)
Title : VOA 8260 Calibration
Last Update : Wed Mar 07 11:31:06 2001
Response via : Initial Calibration
DataAcq Meth : C030660

Internal Standards	R.T.	QIon	Response	Conc	Units	Dev(Min)
1) Pentafluorobenzene	8.48	168	281174	50.00	ug/L	0.00
32) 1,4-Difluorobenzene	11.78	114	301747	50.00	ug/L	0.00
50) Chlorobenzene-d5	18.96	117	223009	50.00	ug/L	0.00
72) 1,4-Dichlorobenzene-d4	23.57	152	143212	50.00	ug/L	0.00
System Monitoring Compounds						
30) Dibromofluoromethane	8.29	113	196069	48.47	ug/L	0.00
Spiked Amount 50.000	Range 86 - 118		Recovery = 96.94%			
44) Toluene-d8	15.79	98	251062	49.01	ug/L	0.00
Spiked Amount 50.000	Range 88 - 110		Recovery = 98.02%			
49) Bromofluorobenzene	21.36	95	240682	48.70	ug/L	0.00
Spiked Amount 50.000	Range 86 - 115		Recovery = 97.40%			
Target Compounds						Qvalue
2) Dichlorodifluoromethane	2.23	85	43372	47.70	ug/L	99
3) Chloromethane	2.43	50	34508	48.61	ug/L	99
4) Vinyl Chloride	2.52	62	44393	50.36	ug/L	97
5) Bromomethane	2.90	94	62104	51.06	ug/L	98
6) Chloroethane	2.99	64	35867	51.55	ug/L	96
7) Trichlorofluoromethane	3.31	101	182189	52.36	ug/L	99
8) Acrolein	3.69	56	18875	185.08	ug/L	90
9) Acetone	3.80	43	22213	45.82	ug/L	95
10) 1,1-Dichloroethene	3.98	96	87751	47.28	ug/L	91
11) Acetonitrile	4.45	41	65996	476.93	ug/L	97
12) Iodomethane	4.29	142	144160	52.08	ug/L	94
13) Allyl Chloride	4.45	41	65996	47.69	ug/L	93
14) Carbon Disulfide	4.57	76	111756	49.97	ug/L	100
15) Methylene Chloride	4.58	84	89223	40.99	ug/L	98
16) MTBE	5.05	73	151464	50.39	ug/L	98
17) Acrylonitrile	4.70	53	57281	197.70	ug/L	100
18) trans-1,2-Dichloroethene	5.13	96	91887	47.24	ug/L	91
19) 1,1-Dichloroethane	5.87	63	156138	47.13	ug/L	99
20) Vinyl Acetate	5.98	43	151504	54.14	ug/L	100
21) Chloroprene	6.13	53	84200	50.12	ug/L	93
22) 2-Butanone	6.89	43	34756	49.25	ug/L #	40
23) Propionitrile	6.83	54	43449	508.58	ug/L	99
24) 2,2-Dichloropropane	7.23	77	91011	49.22	ug/L	97
25) cis-1,2-Dichloroethene	7.24	96	71460	49.15	ug/L	92
26) Methacrylonitrile	7.45	41	16985	47.15	ug/L	97
27) Chloroform	7.71	83	198495	47.33	ug/L	100
28) Bromochloromethane	8.01	128	44972	49.56	ug/L	99
29) Isobutyl Alcohol	8.02	43	16594	4448.16	ug/L #	55

(#) = qualifier out of range (m) = manual integration

Quantitation Report (QT Reviewed)

Data File : D:\DATA\C8057.D
Acq On : 8 Mar 2001 10:23 am
Sample : CC
Misc : 5MLS
MS Integration Params: rteint.p
Quant Time: Mar 8 10:58 2001

Vial: 2
Operator: K.LOCKER
Inst : #12
Multiplr: 1.00
Quant Results File: C030660.RES

Quant Method : C:\HPCHEM\1\METHODS\C030660.M (RTE Integrator)
Title : VOA 8260 Calibration
Last Update : Wed Mar 07 11:31:06 2001
Response via : Initial Calibration
DataAcq Meth : C030660

	Compound	R.T.	QIon	Response	Conc Unit	Qvalue
31)	1,1,1-Trichloroethane	9.05	97	191568	52.86 ug/L	97
33)	1,1-Dichloropropene	9.68	75	133693	51.18 ug/L	98
34)	Carbon Tetrachloride	9.96	117	181846	49.99 ug/L	98
35)	Benzene	10.48	78	230207	51.88 ug/L	100
36)	1,2-Dichloroethane	10.36	62	105969	48.16 ug/L	94
37)	Trichloroethene	12.67	95	130233	48.25 ug/L	93
38)	1,2-Dichloropropane	13.09	63	107655	47.65 ug/L	99
39)	Methyl Methacrylate	13.63	41	36942	46.28 ug/L	93
40)	Bromodichloromethane	13.64	83	225801	52.80 ug/L	99
41)	Dibromomethane	13.63	93	82259	49.96 ug/L	90
42)	4-Methyl-2-pentanone	14.98	43	47881	48.05 ug/L	99
43)	cis-1,3-Dichloropropene	15.19	75	152314	52.11 ug/L	99
45)	Toluene	15.96	92	156265	52.92 ug/L	99
46)	trans-1,3-Dichloropropene	16.39	75	119395	52.64 ug/L	98
47)	Ethyl Methacrylate	16.70	69	57264	52.63 ug/L	94
48)	1,1,2-Trichloroethane	16.67	83	79896	47.58 ug/L	97
51)	2-Hexanone	16.99	43	38833	49.64 ug/L	92
52)	1,3-Dichloropropane	17.23	76	120322	49.86 ug/L	100
53)	Tetrachloroethene	17.44	166	147274	49.79 ug/L	93
54)	Dibromochloromethane	17.62	129	192610	47.93 ug/L	99
55)	1,2-Dibromoethane	18.04	107	106204	49.81 ug/L	99
56)	Chlorobenzene	19.02	112	221273	48.22 ug/L	96
57)	1,1,1,2-Tetrachloroethane	19.16	131	85388	50.62 ug/L	99
58)	Ethylbenzene	19.27	91	306795	53.19 ug/L	100
59)	m,p-Xylene	19.46	106	231102	102.27 ug/L	91
60)	o-Xylene	20.26	106	116717	52.63 ug/L	92
61)	Styrene	20.30	104	204512	50.03 ug/L	90
62)	Bromoform	20.69	173	129262	47.30 ug/L	99
63)	1,1,2,2-Tetrachloroethane	21.21	83	131011	46.28 ug/L	98
64)	1,2,3-Trichloropropane	21.47	75	60954	48.02 ug/L	99
65)	1,4-Dichloro-2-butene	21.66	75	16636	48.57 ug/L	91
66)	1,3,5-Trimethylbenzene	22.12	105	253073	52.63 ug/L	93
67)	1,2,4-Trimethylbenzene	22.82	105	269185	52.19 ug/L	93
68)	1,3-Dichlorobenzene	23.43	146	194514	51.00 ug/L	95
69)	1,4-Dichlorobenzene	23.62	146	197884	50.35 ug/L	96
70)	1,2-Dichlorobenzene	24.25	146	182640	50.17 ug/L	95
71)	1,2-Dibromo-3-chloro-propa	25.63	75	23601	49.70 ug/L	82

(#) = qualifier out of range (m) = manual integration

Quantitation Report

Data File : D:\DATA\C8057.D
Acq On : 8 Mar 2001 10:23 am
Sample : CC
Misc : 5MLS
MS Integration Params: rteint.p
Quant Time: Mar 8 10:58 2001

Vial: 2
Operator: K.LOCKER
Inst : #12
Multiplr: 1.00

Quant Results File: C030660.RES

Method : C:\HPCHEM\1\METHODS\C030660.M (RTE Integrator)
Title : VOA 8260 Calibration
Last Update : Wed Mar 07 11:31:06 2001
Response via : Initial Calibration

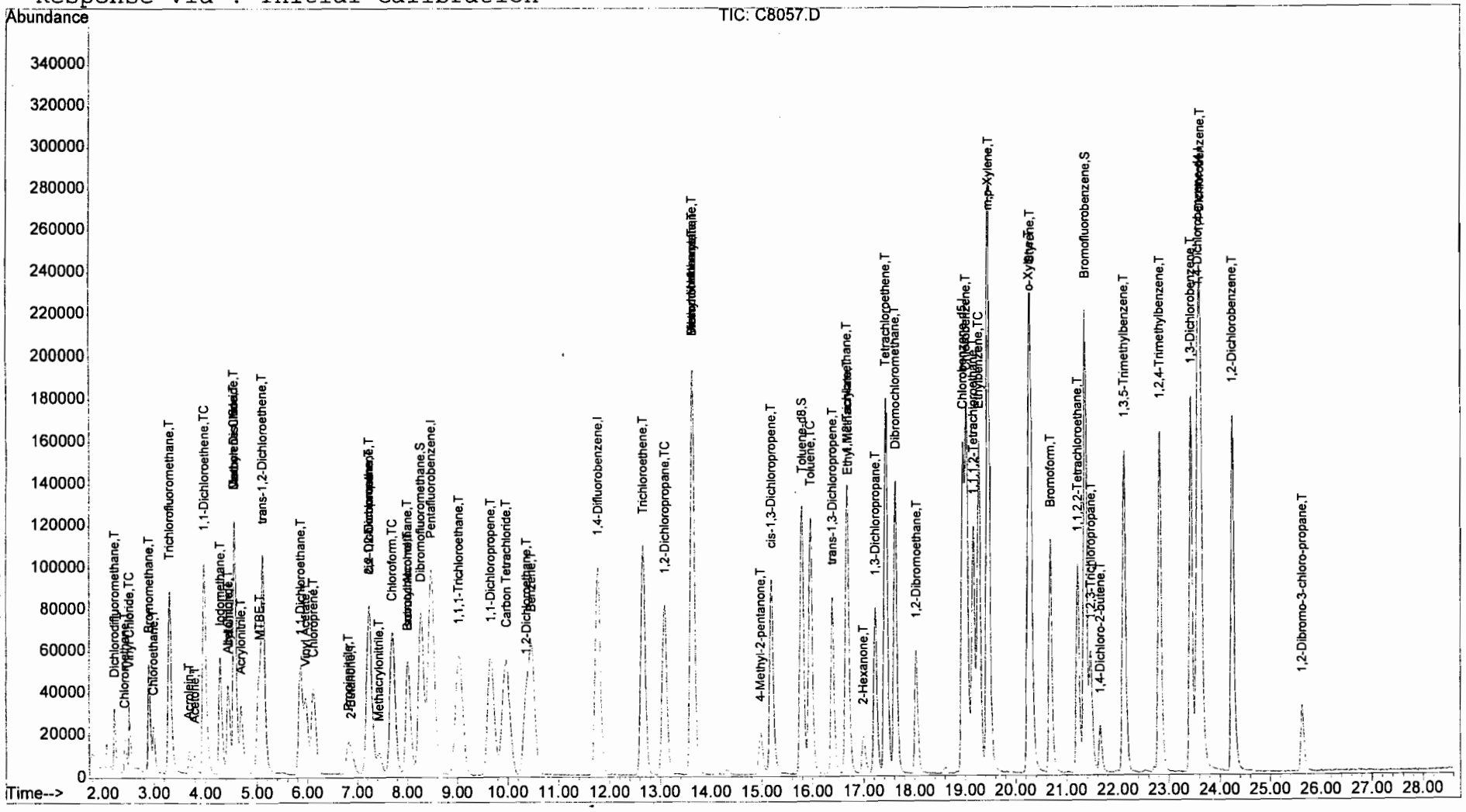

7A

VOLATILE CONTINUING CALIBRATION CHECK

Lab Name: UPSTATE LABS Contract: ENVIRO HYDRO

Lab Code: 10170 Case No.: 01 SAS No.: SDG No.: ENH01

Instrument ID: 13.0 Calibration Date: 3/9/01 Time: 14:20

Lab File ID: D5182.D Init. Calib. Date(s): 3/9/01 3/9/01

Heated Purge: (Y/N) Y Init. Calib. Times: 14:20 16:53

GC Column: RTX-VMS ID: 0.53 (mm)

COMPOUND	$\overline{RRF}$	RRF50	MIN RRF	% D	MAX % D
Chloromethane	0.206	0.178		13.4	
Vinyl Chloride	0.264	0.244	0.100	7.5	25.0
Bromomethane	0.503	0.451	0.100	10.3	25.0
Chloroethane	0.117	0.111		5.4	
Trichlorofluoromethane	0.853	0.835		2.1	
Acetone	0.262	0.216		17.6	
1,1-Dichloroethene	0.360	0.367	0.100	-2.0	25.0
Iodomethane	0.617	0.707		-14.6	
Carbon Disulfide	0.431	0.484		-12.2	
Methylene Chloride	0.483	0.415		14.1	
Acrylonitrile	0.152	0.119		21.4	
trans-1,2-Dichloroethene	0.409	0.384		6.0	
1,1-Dichloroethane	0.753	0.645	0.200	14.3	25.0
Vinyl Acetate	0.354	0.239		32.3	
2-Butanone	0.310	0.236		23.8	
cis-1,2-Dichloroethene	0.331	0.278		15.9	
Chloroform	1.085	0.989	0.200	8.8	25.0
Bromochloromethane	0.287	0.250		13.1	
1,1,1-Trichloroethane	0.900	0.950	0.100	-5.6	25.0
Carbon Tetrachloride	1.097	1.247	0.100	-13.7	25.0
Benzene	0.832	0.883	0.500	-6.1	25.0
1,2-Dichloroethane	0.775	0.696	0.100	10.2	25.0
Trichloroethene	0.687	0.677	0.300	1.3	25.0
1,2-Dichloropropane	0.479	0.491		-2.5	
Bromodichloromethane	1.451	1.434	0.200	1.1	25.0
Dibromomethane	0.680	0.617		9.2	
4-Methyl-2-pentanone	0.509	0.433		14.9	
cis-1,3-Dichloropropene	0.692	0.666	0.200	3.7	25.0
Toluene	0.547	0.545	0.400	0.3	25.0
trans-1,3-Dichloropropene	0.659	0.585	0.100	11.3	25.0
1,1,2-Trichloroethane	0.542	0.478	0.100	11.8	25.0
2-Hexanone	0.608	0.515		15.3	
Tetrachloroethene	0.935	1.030	0.200	-10.1	25.0
Dibromochloromethane	1.928	1.941	0.200	-0.7	25.0
1,2-Dibromoethane	1.098	1.071		2.4	
Chlorobenzene	1.155	1.170	0.500	-1.3	25.0
1,1,1,2-Tetrachloroethane	0.607	0.610		-0.5	
Ethylbenzene	1.482	1.540	0.100	-3.9	25.0
m,p-Xylene	0.528	0.539	0.300	-2.1	25.0

All other compounds must meet a minimum RRF of 0.010.

7A

VOLATILE CONTINUING CALIBRATION CHECK

Lab Name: UPSTATE LABS Contract: ENVIRO HYDRO

Lab Code: 10170 Case No.: 01 SAS No.: SDG No.: ENH01

Instrument ID: 13.0 Calibration Date: 3/9/01 Time: 14:20

Lab File ID: D5182.D Init. Calib. Date(s): 3/9/01 3/9/01

Heated Purge: (Y/N) Y Init. Calib. Times: 14:20 16:53

GC Column: RTX-VMS ID: 0.53 (mm)

COMPOUND	$\overline{RRF}$	RRF50	MIN RRF	% D	MAX % D
o-Xylene	0.543	0.539	0.300	0.7	25.0
Styrene	0.961	0.945	0.300	1.7	25.0
Bromoform	1.873	1.657	0.100	11.6	25.0
1,1,2,2-Tetrachloroethane	1.468	1.332	0.500	9.3	25.0
1,2,3-Trichloropropane	0.922	0.766		17.0	
1,4-Dichloro-2-butene	0.020	0.020		0.3	
1,3-Dichlorobenzene	1.193	1.106		7.3	
1,4-Dichlorobenzene	1.298	1.172		9.7	
1,2-Dichlorobenzene	1.226	1.076		12.2	
1,2-Dibromo-3-chloro-propane	0.472	0.379		19.8	
Dibromofluoromethane	1.204	1.038		13.8	
Toluene-d8	0.839	0.878		-4.7	
Bromofluorobenzene	1.118	0.937		16.2	

All other compounds must meet a minimum RRF of 0.010.

Quantitation Report (QT Reviewed)

Data File : D:\DATA\D5182.D
Acq On : 9 Mar 2001 2:20 pm
Sample : VSTD050
Misc : 5MLS
MS Integration Params: rteint.p
Quant Time: Mar 21 11:06 2001

Vial: 5
Operator: K.LOCKER
Inst : #13
Multiplr: 1.00
Quant Results File: D030860X.RES

Quant Method : C:\HPCHEM\1\METHODS\D030860X.M (RTE Integrator)
Title : VOA 8260 Calibration
Last Update : Thu Mar 08 11:36:29 2001
Response via : Continuing Cal File: D:\DATA\D5161.D
DataAcq Meth : D030860X

Internal Standards	R.T.	QIon	Response	Conc	Units	Dev(Min)
1) Pentafluorobenzene	10.37	168	376552	50.00	ug/L	0.03
32) 1,4-Difluorobenzene	11.28	114	334275	50.00	ug/L	0.02
50) Chlorobenzene-d5	15.87	117	247457	50.00	ug/L	0.05
72) 1,4-Dichlorobenzene-d4	19.68	152	176290	50.00	ug/L	0.04
System Monitoring Compounds						
30) Dibromofluoromethane	9.43	113	390659	49.53	ug/L	0.03
Spiked Amount 50.000	Range 86 - 118		Recovery = 99.06%			
44) Toluene-d8	13.48	98	293612	53.22	ug/L	0.04
Spiked Amount 50.000	Range 88 - 110		Recovery = 106.44%			
49) Bromofluorobenzene	17.81	95	313097	49.75	ug/L	0.05
Spiked Amount 50.000	Range 86 - 115		Recovery = 99.50%			
Target Compounds						Qvalue
2) Dichlorodifluoromethane	2.35	85	113539m	62.88	ug/L	
3) Chloromethane	2.69	50	67087	57.25	ug/L	93
4) Vinyl Chloride	2.76	62	92031m	61.78	ug/L	
5) Bromomethane	3.24	94	169925	76.74	ug/L	96
6) Chloroethane	3.41	64	41663	51.76	ug/L	87
7) Trichlorofluoromethane	3.60	101	314369	60.08	ug/L	92
8) Acrolein	5.06	56	70789	473.97	ug/L	99
9) Acetone	5.70	43	81457	102.76	ug/L	93
10) 1,1-Dichloroethene	4.38	96	138185	58.38	ug/L	91
11) Acetonitrile	5.26	41	118094m	651.01	ug/L	
12) Iodomethane	4.62	142	266055	42.13	ug/L	83
13) Allyl Chloride	5.26	41	95329	52.55	ug/L	90
14) Carbon Disulfide	4.40	76	182374	58.37	ug/L	100
15) Methylene Chloride	5.46	84	156163	58.04	ug/L	97
16) MTBE	6.15	73	255057	57.94	ug/L	81
17) Acrylonitrile	7.36	53	179886m	427.69	ug/L	
18) trans-1,2-Dichloroethene	5.77	96	144724	58.92	ug/L	91
19) 1,1-Dichloroethane	7.15	63	242907	52.39	ug/L	95
20) Vinyl Acetate	9.78	43	90118m	165.57	ug/L	
21) Chloroprene	7.09	53	158820	64.43	ug/L	96
22) 2-Butanone	9.78	43	88954	82.02	ug/L	92
23) Propionitrile	10.29	54	150604	1232.25	ug/L	86
24) 2,2-Dichloropropane	8.63	77	141129	55.86	ug/L	94
25) cis-1,2-Dichloroethene	8.43	96	104731	54.04	ug/L	97
26) Methacrylonitrile	8.66	41	104112	54.89	ug/L #	81
27) Chloroform	9.08	83	372518	54.48	ug/L	98
28) Bromochloromethane	8.85	128	93980	55.06	ug/L	99
29) Isobutyl Alcohol	10.87	43	74716	13727.66	ug/L	81

(#) = qualifier out of range (m) = manual integration

Quantitation Report (QT Reviewed)

Data File : D:\DATA\D5182.D
Acq On : 9 Mar 2001 2:20 pm
Sample : VSTD050
Misc : 5MLS
MS Integration Params: rteint.p
Quant Time: Mar 21 11:06 2001

Vial: 5
Operator: K.LOCKER
Inst : #13
Multiplr: 1.00
Quant Results File: D030860X.RES

Quant Method : C:\HPCHEM\1\METHODS\D030860X.M (RTE Integrator)
Title : VOA 8260 Calibration
Last Update : Thu Mar 08 11:36:29 2001
Response via : Continuing Cal File: D:\DATA\D5161.D
DataAcq Meth : D030860X

	Compound	R.T.	QIon	Response	Conc	Unit		Qvalue
31)	1,1,1-Trichloroethane	9.41	97	357600	60.19	ug/L		97
33)	1,1-Dichloropropene	9.67	75	222909	63.69	ug/L		94
34)	Carbon Tetrachloride	9.27	117	416803	55.70	ug/L		97
35)	Benzene	10.13	78	295296	60.49	ug/L		100
36)	1,2-Dichloroethane	10.53	62	232478	57.38	ug/L		85
37)	Trichloroethene	11.20	95	226430	55.60	ug/L		83
38)	1,2-Dichloropropane	12.08	63	164095	58.21	ug/L		99
39)	Methyl Methacrylate	12.53	41	107321	84.03	ug/L		91
40)	Bromodichloromethane	12.20	83	479393	58.49	ug/L		98
41)	Dibromomethane	11.90	93	206350	61.45	ug/L	#	77
42)	4-Methyl-2-pentanone	14.19	43	144876	100.83	ug/L		83
43)	cis-1,3-Dichloropropene	13.20	75	222530	56.78	ug/L		91
45)	Toluene	13.55	92	182087	58.49	ug/L		98
46)	trans-1,3-Dichloropropene	14.20	75	195558m	104.72	ug/L		
47)	Ethyl Methacrylate	12.52	69	62353	80.07	ug/L	#	65
48)	1,1,2-Trichloroethane	14.44	83	159860m	35.79	ug/L		
51)	2-Hexanone	15.46	43	127518	105.52	ug/L		99
52)	1,3-Dichloropropane	14.86	76	210363	63.85	ug/L		100
53)	Tetrachloroethene	14.14	166	254746	52.46	ug/L		90
54)	Dibromochloromethane	14.71	129	480387	54.77	ug/L		91
55)	1,2-Dibromoethane	15.07	107	265001	64.53	ug/L		99
56)	Chlorobenzene	15.89	112	289570	54.85	ug/L	#	70
57)	1,1,1,2-Tetrachloroethane	16.00	131	150883	52.48	ug/L		84
58)	Ethylbenzene	15.95	91	380952	56.58	ug/L		70
59)	m,p-Xylene	16.18	106	266677	115.47	ug/L	#	74
60)	o-Xylene	16.86	106	133299	54.93	ug/L		89
61)	Styrene	16.94	104	233728	56.72	ug/L		89
62)	Bromoform	16.98	173	409924	55.82	ug/L		97
63)	1,1,2,2-Tetrachloroethane	18.14	83	329496	71.42	ug/L		98
64)	1,2,3-Trichloropropane	18.36	75	189500	75.39	ug/L	#	59
65)	1,4-Dichloro-2-butene	18.99	75	5036	48.50	ug/L	#	1
66)	1,3,5-Trimethylbenzene	18.36	105	313492	56.04	ug/L		89
67)	1,2,4-Trimethylbenzene	19.01	105	330569	57.56	ug/L		91
68)	1,3-Dichlorobenzene	19.56	146	273566	59.82	ug/L		88
69)	1,4-Dichlorobenzene	19.71	146	289991	56.19	ug/L		88
70)	1,2-Dichlorobenzene	20.44	146	266286	55.34	ug/L		93
71)	1,2-Dibromo-3-chloro-propa	21.86	75	93709	126.53	ug/L	#	65

(#) = qualifier out of range (m) = manual integration

Data File : D:\DATA\D5182.D
Acq On : 9 Mar 2001 2:20 pm
Sample : VSTD050
Misc : 5MLS
MS Integration Params: rteint.p
Quant Time: Mar 21 11:06 2001

Vial: 5
Operator: K.LOCKER
Inst : #13
Multiplr: 1.00

Quant Results File: D030860X.RES

Method : C:\HPCHEM\1\METHODS\D30960XS.M (RTE Integrator)
Title : VOA 8260 Calibration
Last Update : Wed Mar 21 11:11:39 2001
Response via : Continuing Cal File: D:\DATA\D5161.D

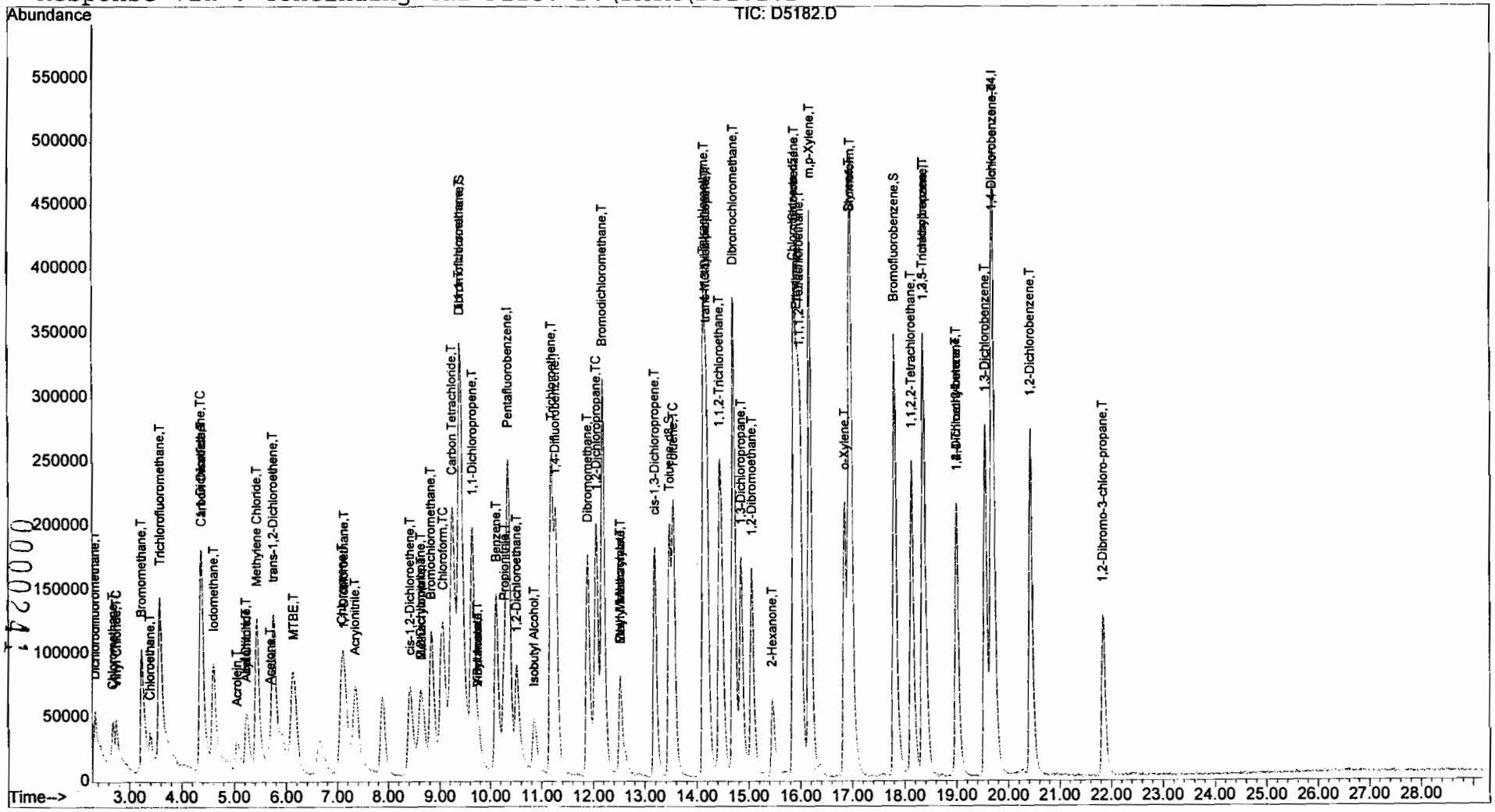

7A

VOLATILE CONTINUING CALIBRATION CHECK

Lab Name: UPSTATE LABS Contract: ENVIRO HYDRO

Lab Code: 10170 Case No.: 01 SAS No.: SDG No.: ENH01

Instrument ID: 13.0 Calibration Date: 3/12/01 Time: 19:25

Lab File ID: D5213.D Init. Calib. Date(s): 3/9/01 3/9/01

Heated Purge: (Y/N) Y Init. Calib. Times: 14:20 16:53

GC Column: RTX-VMS ID: 0.53 (mm)

COMPOUND	RRF	RRF50	MIN RRF	% D	MAX % D
Chloromethane	0.206	0.213		-3.5	
Vinyl Chloride	0.264	0.218	0.100	17.4	25.0
Bromomethane	0.503	0.445	0.100	11.7	25.0
Chloroethane	0.117	0.121		-3.8	
Trichlorofluoromethane	0.853	0.898		-5.3	
Acetone	0.262	0.315		-19.9	
1,1-Dichloroethene	0.360	0.405	0.100	-12.7	25.0
Iodomethane	0.617	0.759		-23.1	
Carbon Disulfide	0.431	0.430		0.4	
Methylene Chloride	0.483	0.410		15.1	
Acrylonitrile	0.152	0.137		10.1	
trans-1,2-Dichloroethene	0.409	0.403		1.5	
1,1-Dichloroethane	0.753	0.737	0.200	2.0	25.0
Vinyl Acetate	0.354	0.280		20.7	
2-Butanone	0.310	0.280		9.6	
cis-1,2-Dichloroethene	0.331	0.327		1.3	
Chloroform	1.085	1.257	0.200	-15.9	25.0
Bromochloromethane	0.287	0.309		-7.5	
1,1,1-Trichloroethane	0.900	0.874	0.100	2.8	25.0
Carbon Tetrachloride	1.097	1.110	0.100	-1.2	25.0
Benzene	0.832	0.752	0.500	9.6	25.0
1,2-Dichloroethane	0.775	0.804	0.100	-3.7	25.0
Trichloroethene	0.687	0.652	0.300	5.0	25.0
1,2-Dichloropropane	0.479	0.420		12.3	
Bromodichloromethane	1.451	1.513	0.200	-4.3	25.0
Dibromomethane	0.680	0.744		-9.4	
4-Methyl-2-pentanone	0.509	0.517		-1.4	
cis-1,3-Dichloropropene	0.692	0.705	0.200	-2.0	25.0
Toluene	0.547	0.562	0.400	-2.9	25.0
trans-1,3-Dichloropropene	0.659	0.710	0.100	-7.6	25.0
1,1,2-Trichloroethane	0.542	0.575	0.100	-6.1	25.0
2-Hexanone	0.608	0.521		14.4	
Tetrachloroethene	0.935	0.885	0.200	5.4	25.0
Dibromochloromethane	1.928	2.071	0.200	-7.4	25.0
1,2-Dibromoethane	1.098	1.036		5.6	
Chlorobenzene	1.155	1.139	0.500	1.4	25.0
1,1,1,2-Tetrachloroethane	0.607	0.619		-2.0	
Ethylbenzene	1.482	1.341	0.100	9.5	25.0
m,p-Xylene	0.528	0.510	0.300	3.3	25.0

All other compounds must meet a minimum RRF of 0.010.

7A
VOLATILE CONTINUING CALIBRATION CHECK

Lab Name: UPSTATE LABS Contract: ENVIRO HYDRO

Lab Code: 10170 Case No.: 01 SAS No.: SDG No.: ENH01

Instrument ID: 13.0 Calibration Date: 3/12/01 Time: 19:25

Lab File ID: D5213.D Init. Calib. Date(s): 3/9/01 3/9/01

Heated Purge: (Y/N) Y Init. Calib. Times: 14:20 16:53

GC Column: RTX-VMS ID: 0.53 (mm)

COMPOUND	$\overline{RRF}$	RRF50	MIN RRF	% D	MAX % D
o-Xylene	0.543	0.557	0.300	-2.7	25.0
Styrene	0.961	0.971	0.300	-1.1	25.0
Bromoform	1.873	2.205	0.100	-17.7	25.0
1,1,2,2-Tetrachloroethane	1.468	1.618	0.500	-10.2	25.0
1,2,3-Trichloropropane	0.922	0.909		1.5	
1,4-Dichloro-2-butene	0.020	0.019		6.2	
1,3-Dichlorobenzene	1.193	1.401		-17.4	
1,4-Dichlorobenzene	1.298	1.555		-19.8	
1,2-Dichlorobenzene	1.226	1.465		-19.5	
1,2-Dibromo-3-chloro-propane	0.472	0.538		-13.9	
Dibromofluoromethane	1.204	1.156		4.0	
Toluene-d8	0.839	0.838		0.1	
Bromofluorobenzene	1.118	1.086		2.9	

All other compounds must meet a minimum RRF of 0.010.

Evaluate Continuing Calibration Report

Data File : D:\DATA\D5213.D Vial: 19
Acq On : 12 Mar 2001 7:25 pm Operator: K.LOCKER
Sample : cc Inst : #13
Misc : 5MLS Multiplr: 1.00
MS Integration Params: rteint.p

Method : C:\HPCHEM\1\METHODS\D30960XS.M (RTE Integrator)
Title : VOA 8260 Calibration
Last Update : Wed Mar 21 11:11:39 2001
Response via : Multiple Level Calibration

Min. RRF : 0.050 Min. Rel. Area : 50% Max. R.T. Dev 0.50min
Max. RRF Dev : 30% Max. Rel. Area : 150%

		Compound	AvgRF	CCRF	%Dev	Area%	Dev(min)
1	I	Pentafluorobenzene	1.000	1.000	0.0	57	-0.01
2	T	Dichlorodifluoromethane	0.319	0.288	9.7	55	0.00
3	T	Chloromethane	0.206	0.213	-3.4	69	-0.04
4	TC	Vinyl Chloride	0.264	0.218	17.4	51	0.00
5	T	Bromomethane	0.503	0.444	11.7	57	0.00
6	T	Chloroethane	0.117	0.121	-3.4	63	0.00
7	T	Trichlorofluoromethane	0.853	0.898	-5.3	62	0.00
8	T	Acrolein	0.055	0.035#	36.4#	43#	0.00
9	T	Acetone	0.262	0.315	-20.2	84	0.00
10	TC	1,1-Dichloroethene	0.360	0.405	-12.5	63	-0.02
11	T	Acetonitrile	0.031	0.021#	32.3#	39#	-0.02
12	T	Iodomethane	0.617	0.759	-23.0	62	-0.01
13	T	Allyl Chloride	0.269	0.272	-1.1	62	-0.02
14	T	Carbon Disulfide	0.431	0.430	0.2	51	-0.01
15	T	Methylene Chloride	0.483	0.410	15.1	57	-0.01
16	T	MTBE	0.745	0.733	1.6	62	0.02
17	T	Acrylonitrile	0.152	0.137	9.9	66	0.00
18	T	trans-1,2-Dichloroethene	0.409	0.402	1.7	60	-0.01
19	T	1,1-Dichloroethane	0.752	0.737	2.0	66	0.00
20	T	Vinyl Acetate	0.354	0.280	20.9	67	-0.01
21	T	Chloroprene	0.391	0.314	19.7	43#	-0.02
22	T	2-Butanone	0.310	0.280	9.7	68	-0.01
23	T	Propionitrile	0.059	0.050#	15.3	71	-0.02
24	T	2,2-Dichloropropane	0.392	0.360	8.2	55	0.00
25	T	cis-1,2-Dichloroethene	0.331	0.327	1.2	67	-0.01
26	T	Methacrylonitrile	0.291	0.248	14.8	52	-0.03
27	TC	Chloroform	1.085	1.257	-15.9	73	-0.03
28	T	Bromochloromethane	0.287	0.309	-7.7	71	-0.02
29	T	Isobutyl Alcohol	0.004	0.003#	25.0	88	0.00
30	S	Dibromofluoromethane	1.204	1.156	4.0	64	-0.02
31	T	1,1,1-Trichloroethane	0.900	0.874	2.9	53	-0.01
32	I	1,4-Difluorobenzene	1.000	1.000	0.0	62	-0.02
33	T	1,1-Dichloropropene	0.598	0.491	17.9	45#	-0.02
34	T	Carbon Tetrachloride	1.097	1.110	-1.2	55	-0.02
35	T	Benzene	0.832	0.752	9.6	52	-0.01
36	T	1,2-Dichloroethane	0.775	0.804	-3.7	71	-0.02
37	T	Trichloroethene	0.686	0.652	5.0	59	-0.01
38	TC	1,2-Dichloropropane	0.479	0.420	12.3	53	-0.02
39	T	Methyl Methacrylate	0.385	0.355	7.8	68	-0.03
40	T	Bromodichloromethane	1.451	1.513	-4.3	65	-0.01

(#) = Out of Range

Evaluate Continuing Calibration Report

Data File : D:\DATA\D5213.D
Acq On : 12 Mar 2001 7:25 pm
Sample : cc
Misc : 5MLS
MS Integration Params: rteint.p

Vial: 19
Operator: K.LOCKER
Inst : #13
Multiplr: 1.00

Method : C:\HPCHEM\1\METHODS\D30960XS.M (RTE Integrator)
Title : VOA 8260 Calibration
Last Update : Wed Mar 21 11:11:39 2001
Response via : Multiple Level Calibration

Min. RRF : 0.050 Min. Rel. Area : 50% Max. R.T. Dev 0.50min
Max. RRF Dev : 30% Max. Rel. Area : 150%

		Compound	AvgRF	CCRF	%Dev	Area%	Dev(min)
41	T	Dibromomethane	0.680	0.744	-9.4	74	-0.01
42	T	4-Methyl-2-pentanone	0.509	0.517	-1.6	73	-0.02
43	T	cis-1,3-Dichloropropene	0.692	0.705	-1.9	65	-0.02
44	S	Toluene-d8	0.839	0.838	0.1	59	-0.02
45	TC	Toluene	0.547	0.562	-2.7	64	-0.02
46	T	trans-1,3-Dichloropropene	0.659	0.710	-7.7	75	-0.02
47	T	Ethyl Methacrylate	0.225	0.212	5.8	70	0.00
48	T	1,1,2-Trichloroethane	0.542	0.575	-6.1	74	-0.01
49	S	Bromofluorobenzene	1.118	1.086	2.9	71	-0.03
50	I	Chlorobenzene-d5	1.000	1.000	0.0	82	-0.02
51	T	2-Hexanone	0.608	0.521	14.3	83	-0.03
52	T	1,3-Dichloropropane	0.840	0.713	15.1	69	-0.02
53	T	Tetrachloroethene	0.935	0.885	5.3	70	-0.02
54	T	Dibromochloromethane	1.928	2.071	-7.4	87	-0.02
55	T	1,2-Dibromoethane	1.098	1.036	5.6	79	-0.03
56	T	Chlorobenzene	1.155	1.139	1.4	80	-0.03
57	T	1,1,1,2-Tetrachloroethane	0.607	0.618	-1.8	83	-0.02
58	TC	Ethylbenzene	1.482	1.341	9.5	71	-0.03
59	T	m,p-Xylene	0.528	0.510	3.4	77	-0.03
60	T	o-Xylene	0.543	0.557	-2.6	85	-0.03
61	T	Styrene	0.961	0.971	-1.0	84	-0.02
62	T	Bromoform	1.873	2.205	-17.7	109	-0.03
63	T	1,1,2,2-Tetrachloroethane	1.468	1.618	-10.2	99	-0.03
64	T	1,2,3-Trichloropropane	0.922	0.909	1.4	97	-0.03
65	T	1,4-Dichloro-2-butene	0.020	0.019#	5.0	77	0.00
66	T	1,3,5-Trimethylbenzene	1.327	1.384	-4.3	89	-0.03
67	T	1,2,4-Trimethylbenzene	1.397	1.511	-8.2	93	-0.04
68	T	1,3-Dichlorobenzene	1.193	1.401	-17.4	104	-0.03
69	T	1,4-Dichlorobenzene	1.298	1.555	-19.8	109	-0.03
70	T	1,2-Dichlorobenzene	1.226	1.465	-19.5	111	-0.03
71	T	1,2-Dibromo-3-chloro-propan	0.472	0.538	-14.0	116	-0.03
72	I	1,4-Dichlorobenzene-d4	1.000	1.000	0.0	108	-0.03

(#) = Out of Range SPCC's out = 0 CCC's out = 0

Quantitation Report (QT Reviewed)

Data File : D:\DATA\D5213.D
Acq On : 12 Mar 2001 7:25 pm
Sample : cc
Misc : 5MLS
MS Integration Params: rteint.p
Quant Time: Mar 21 11:21 2001

Vial: 19
Operator: K.LOCKER
Inst : #13
Multiplr: 1.00
Quant Results File: D30960XS.RES

Quant Method : C:\HPCHEM\1\METHODS\D30960XS.M (RTE Integrator)
Title : VOA 8260 Calibration
Last Update : Wed Mar 21 11:11:39 2001
Response via : Initial Calibration
DataAcq Meth : D30960XS

Internal Standards	R.T.	QIon	Response	Conc	Units	Dev(Min)
1) Pentafluorobenzene	10.35	168	216436	50.00	ug/L	-0.01
32) 1,4-Difluorobenzene	11.26	114	205925	50.00	ug/L	-0.02
50) Chlorobenzene-d5	15.85	117	202403	50.00	ug/L	-0.02
72) 1,4-Dichlorobenzene-d4	19.65	152	190419	50.00	ug/L	-0.03
System Monitoring Compounds						
30) Dibromofluoromethane	9.41	113	250180m	48.02	ug/L	-0.02
Spiked Amount 50.000	Range 86 - 118		Recovery = 96.04%			
44) Toluene-d8	13.46	98	172590	49.95	ug/L	-0.02
Spiked Amount 50.000	Range 88 - 110		Recovery = 99.90%			
49) Bromofluorobenzene	17.78	95	223626m	48.57	ug/L	-0.03
Spiked Amount 50.000	Range 86 - 115		Recovery = 97.14%			
Target Compounds						Qvalue
2) Dichlorodifluoromethane	2.35	85	62364m	45.17	ug/L	
3) Chloromethane	2.65	50	46074	51.73	ug/L	96
4) Vinyl Chloride	2.76	62	47233m	41.31	ug/L	
5) Bromomethane	3.24	94	96196	44.15	ug/L	91
6) Chloroethane	3.42	64	26245	51.88	ug/L	91
7) Trichlorofluoromethane	3.59	101	194386	52.66	ug/L	92
8) Acrolein	5.07	56	30256	126.32	ug/L	96
9) Acetone	5.70	43	68106	59.96	ug/L	96
10) 1,1-Dichloroethene	4.36	96	87706	56.33	ug/L	95
11) Acetonitrile	5.24	41	45668	337.67	ug/L	93
12) Iodomethane	4.61	142	164261	61.54	ug/L	85
13) Allyl Chloride	5.24	41	58768m	50.55	ug/L	
14) Carbon Disulfide	4.39	76	92996	49.79	ug/L	100
15) Methylene Chloride	5.44	84	88739	42.44	ug/L	91
16) MTBE	6.17	73	158681	49.21	ug/L	78
17) Acrylonitrile	7.35	53	118357m	179.87	ug/L	
18) trans-1,2-Dichloroethene	5.76	96	87106	49.24	ug/L	90
19) 1,1-Dichloroethane	7.16	63	159591	48.99	ug/L	92
20) Vinyl Acetate	9.76	43	60685	39.64	ug/L	100
21) Chloroprene	7.07	53	67944	40.17	ug/L	95
22) 2-Butanone	9.76	43	60685	45.21	ug/L	65
23) Propionitrile	10.27	54	107199	417.93	ug/L	90
24) 2,2-Dichloropropane	8.63	77	77889	45.91	ug/L	96
25) cis-1,2-Dichloroethene	8.41	96	70676	49.36	ug/L	96
26) Methacrylonitrile	8.63	41	53673	42.57	ug/L #	78
27) Chloroform	9.04	83	272076	57.94	ug/L	98
28) Bromochloromethane	8.83	128	66850	53.76	ug/L #	81
29) Isobutyl Alcohol	10.87	43	65865	4165.86	ug/L	75

(#) = qualifier out of range (m) = manual integration

Quantitation Report (QT Reviewed)

Data File : D:\DATA\D5213.D Vial: 19
Acq On : 12 Mar 2001 7:25 pm Operator: K.LOCKER
Sample : cc Inst : #13
Misc : 5MLS Multiplr: 1.00
MS Integration Params: rteint.p
Quant Time: Mar 21 11:21 2001 Quant Results File: D30960XS.RES

Quant Method : C:\HPCHEM\1\METHODS\D30960XS.M (RTE Integrator)
Title : VOA 8260 Calibration
Last Update : Wed Mar 21 11:11:39 2001
Response via : Initial Calibration
DataAcq Meth : D30960XS

	Compound	R.T.	QIon	Response	Conc Unit		Qvalue
31)	1,1,1-Trichloroethane	9.40	97	189243	48.59 ug/L		96
33)	1,1-Dichloropropene	9.65	75	101210	41.10 ug/L		95
34)	Carbon Tetrachloride	9.25	117	228607	50.62 ug/L		99
35)	Benzene	10.12	78	154898	45.18 ug/L		100
36)	1,2-Dichloroethane	10.51	62	165498	51.87 ug/L		86
37)	Trichloroethene	11.19	95	134355	47.52 ug/L		88
38)	1,2-Dichloropropane	12.06	63	86482	43.85 ug/L		98
39)	Methyl Methacrylate	12.50	41	73010	46.07 ug/L		93
40)	Bromodichloromethane	12.18	83	311520	52.14 ug/L		97
41)	Dibromomethane	11.89	93	153134	54.72 ug/L		85
42)	4-Methyl-2-pentanone	14.17	43	106379	50.70 ug/L		86
43)	cis-1,3-Dichloropropene	13.18	75	145200	50.98 ug/L		91
45)	Toluene	13.53	92	115790	51.43 ug/L		97
46)	trans-1,3-Dichloropropene	14.18	75	146108	53.80 ug/L		98
47)	Ethyl Methacrylate	12.52	69	43720	47.19 ug/L		69
48)	1,1,2-Trichloroethane	14.43	83	118420	53.05 ug/L		93
51)	2-Hexanone	15.43	43	105400m	42.82 ug/L		
52)	1,3-Dichloropropane	14.84	76	144337	42.45 ug/L		99
53)	Tetrachloroethene	14.12	166	179171	47.32 ug/L		92
54)	Dibromochloromethane	14.69	129	419189	53.71 ug/L		92
55)	1,2-Dibromoethane	15.04	107	209626	47.18 ug/L		98
56)	Chlorobenzene	15.86	112	230587	49.30 ug/L		76
57)	1,1,1,2-Tetrachloroethane	15.98	131	125182	50.97 ug/L		86
58)	Ethylbenzene	15.92	91	271358	45.23 ug/L		70
59)	m,p-Xylene	16.15	106	206476	96.68 ug/L	#	76
60)	o-Xylene	16.83	106	112747	51.34 ug/L		89
61)	Styrene	16.92	104	196586	50.54 ug/L		92
62)	Bromoform	16.95	173	446287m	58.85 ug/L		
63)	1,1,2,2-Tetrachloroethane	18.11	83	327468	55.09 ug/L		98
64)	1,2,3-Trichloropropane	18.34	75	183986	49.27 ug/L	#	56
65)	1,4-Dichloro-2-butene	18.98	75	3894	47.01 ug/L	#	1
66)	1,3,5-Trimethylbenzene	18.34	105	280173	52.16 ug/L		91
67)	1,2,4-Trimethylbenzene	18.97	105	305896	54.10 ug/L		93
68)	1,3-Dichlorobenzene	19.54	146	283546m	58.73 ug/L		
69)	1,4-Dichlorobenzene	19.68	146	314722	59.90 ug/L		88
70)	1,2-Dichlorobenzene	20.41	146	296528	59.74 ug/L		96
71)	1,2-Dibromo-3-chloro-propa	21.83	75	108914	56.97 ug/L	#	74

(#) = qualifier out of range (m) = manual integration

Quantitation Report

Data File : D:\DATA\D5213.D
Acq On : 12 Mar 2001 7:25 pm
Sample : cc
Misc : 5MLS
MS Integration Params: rteint.p
Quant Time: Mar 21 11:21 2001

Vial: 19
Operator: K.LOCKER
Inst : #13
Multiplr: 1.00

Quant Results File: D30960XS.RES

Method : C:\HPCHEM\1\METHODS\D30960XS.M (RTE Integrator)
Title : VOA 8260 Calibration
Last Update : Wed Mar 21 11:21:50 2001
Response via : Initial Calibration

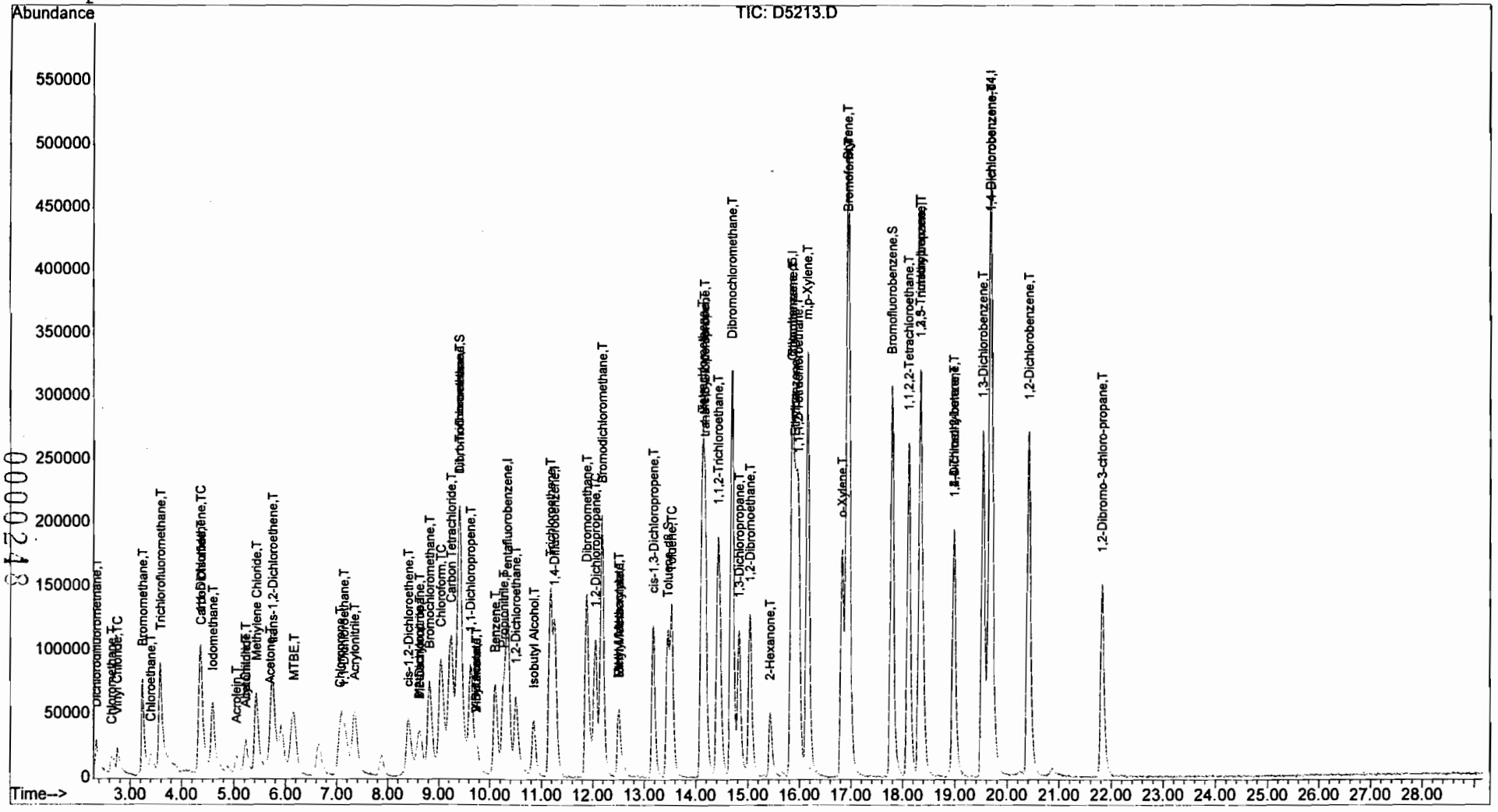

Raw Quality Control Data

Upstate Laboratories, Inc.

BFB

Data File : D:\DATA\C8025.D
Acq On : 6 Mar 2001 10:28 am
Sample : BFB
Misc : 5MLS
MS Integration Params: rteint.p
Method : C:\HPCHEM\1\METHODS\C020260.M (RTE Integrator)
Title : VOA 8260 Calibration

Vial: 1
Operator: K.LOCKER
Inst : #12
Multiplr: 1.00

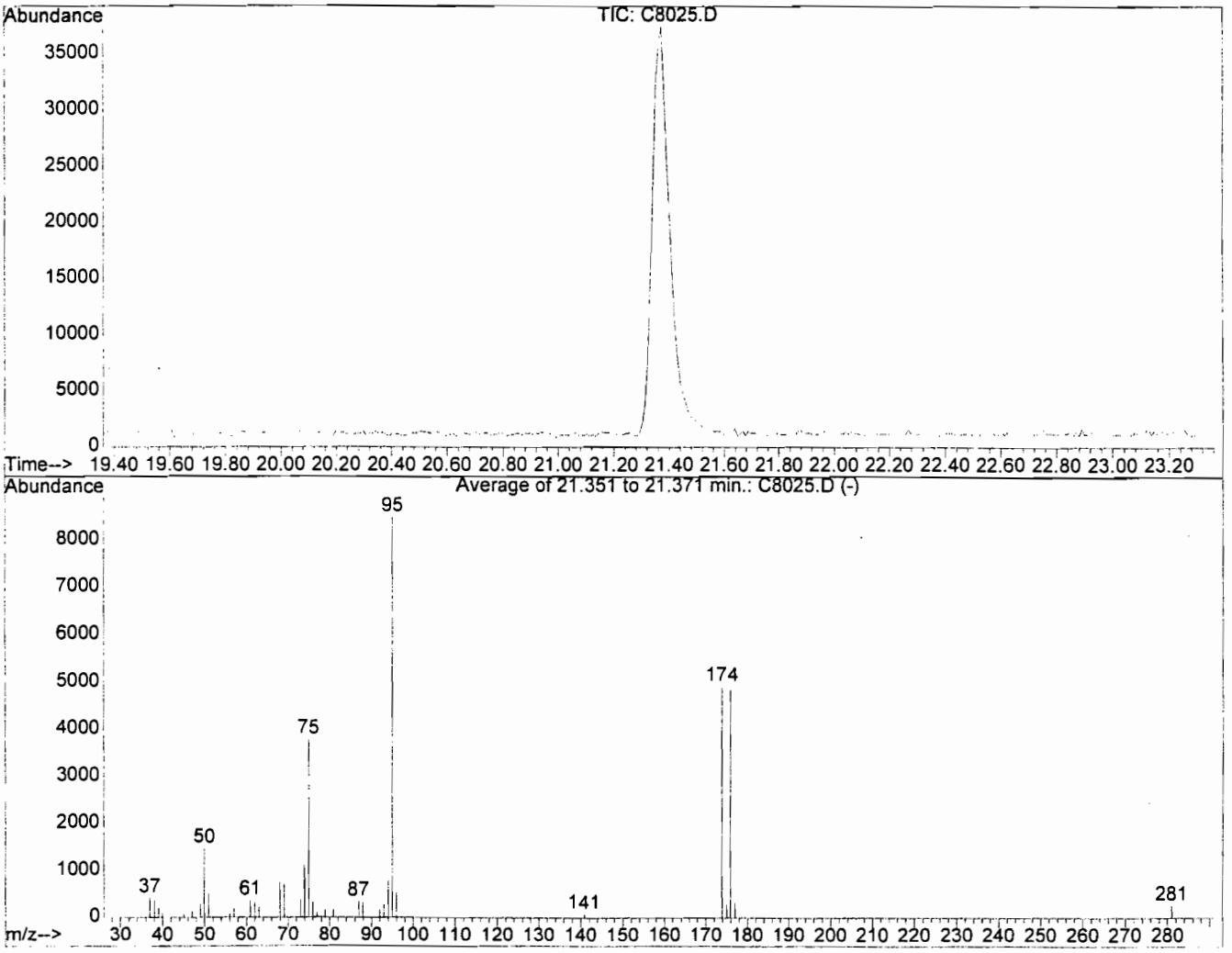

AutoFind: Scans 1990, 1991, 1992; Background Corrected with Scan 1982

Target Mass	Rel. to Mass	Lower Limit%	Upper Limit%	Rel. Abn%	Raw Abn	Result Pass/Fail
50	95	15	40	17.3	1467	PASS
75	95	30	60	44.6	3786	PASS
95	95	100	100	100.0	8489	PASS
96	95	5	9	6.4	540	PASS
173	174	0.00	2	0.0	0	PASS
174	95	50	100	57.9	4917	PASS
175	174	5	9	5.8	284	PASS
176	174	95	101	98.7	4852	PASS
177	176	5	9	6.9	333	PASS

BFB

Data File : D:\DATA\C8038.D
Acq On : 7 Mar 2001 9:11 am
Sample : BFB
Misc : 5MLS
MS Integration Params: rteint.p
Method : C:\HPCHEM\1\METHODS\C030660.M (RTE Integrator)
Title : VOA 8260 Calibration

Vial: 2
Operator: K.LOCKER
Inst : #12
Multiplr: 1.00

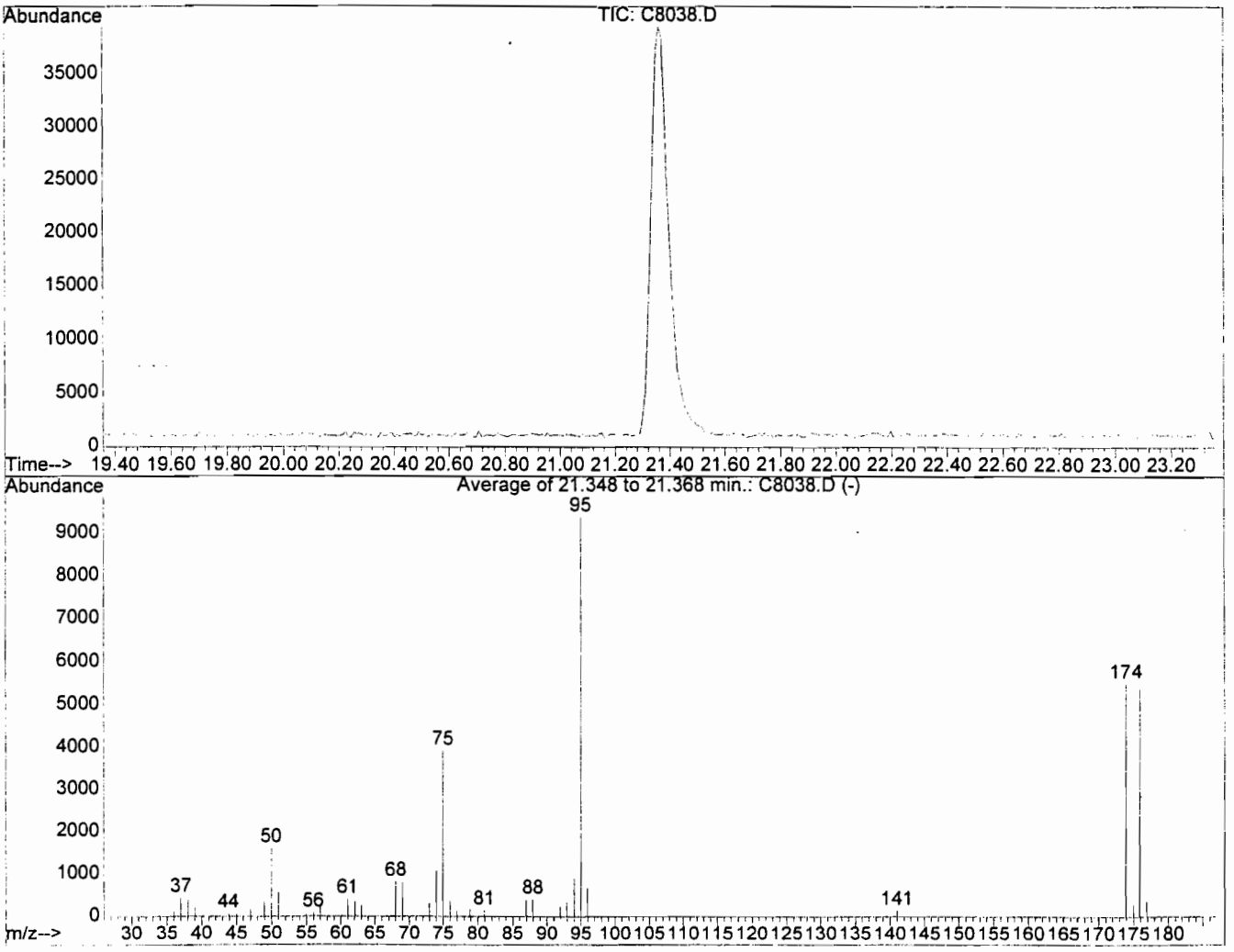

AutoFind: Scans 1990, 1991, 1992; Background Corrected with Scan 1981

Target Mass	Rel. to Mass	Lower Limit%	Upper Limit%	Rel. Abn%	Raw Abn	Result Pass/Fail
50	95	15	40	17.2	1613	PASS
75	95	30	60	41.8	3931	PASS
95	95	100	100	100.0	9403	PASS
96	95	5	9	7.3	683	PASS
173	174	0.00	2	0.0	0	PASS
174	95	50	100	58.5	5505	PASS
175	174	5	9	5.1	280	PASS
176	174	95	101	97.8	5385	PASS
177	176	5	9	6.8	368	PASS

BFB

Data File : D:\DATA\C8056.D
Acq On : 8 Mar 2001 9:22 am
Sample : BFB
Misc : 5MLS
MS Integration Params: rteint.p
Method : C:\HPCHEM\1\METHODS\C030660.M (RTE Integrator)
Title : VOA 8260 Calibration

Vial: 1
Operator: K.LOCKER
Inst : #12
Multiplr: 1.00

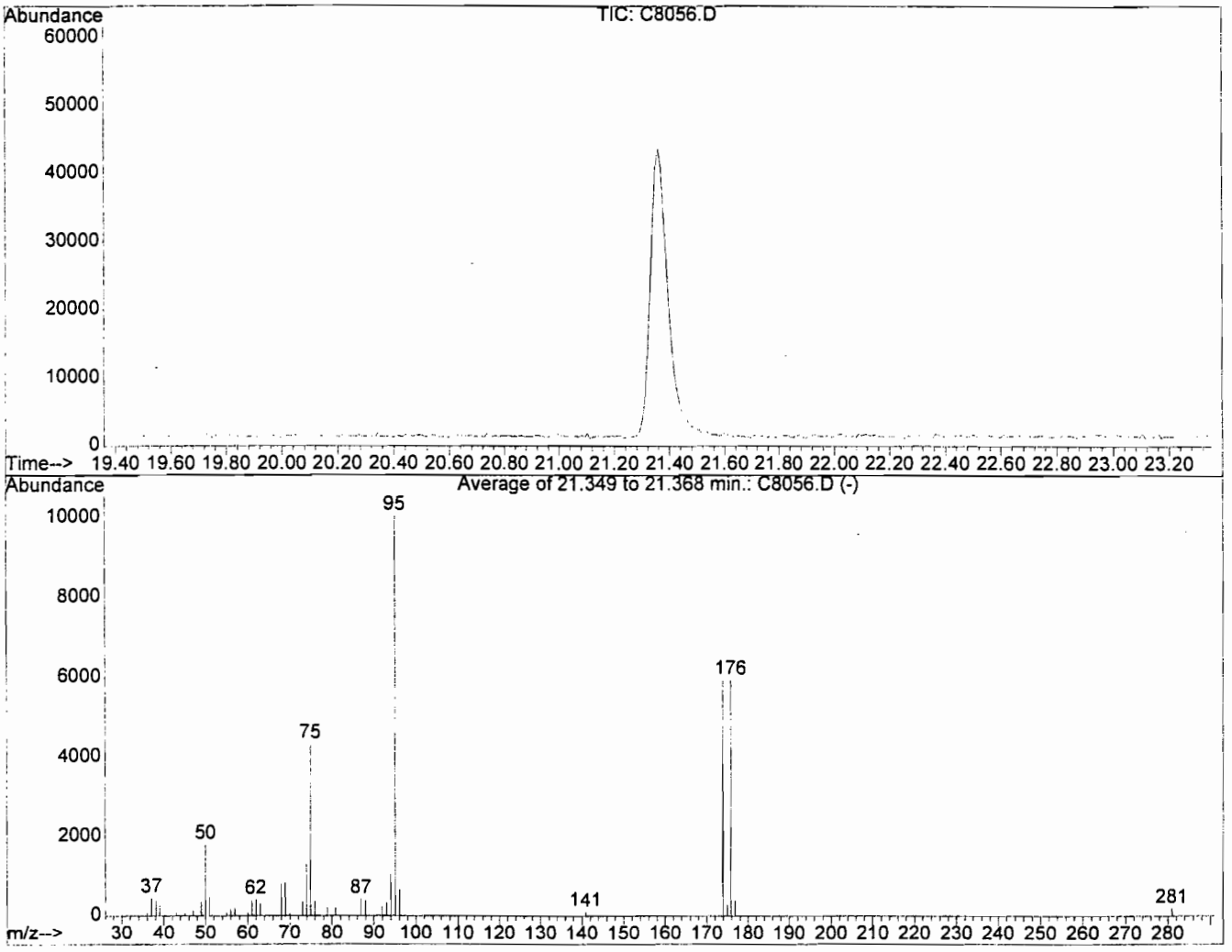

AutoFind: Scans 1990, 1991, 1992; Background Corrected with Scan 1981

Target Mass	Rel. to Mass	Lower Limit%	Upper Limit%	Rel. Abn%	Raw Abn	Result Pass/Fail
50	95	15	40	17.9	1800	PASS
75	95	30	60	43.1	4337	PASS
95	95	100	100	100.0	10054	PASS
96	95	5	9	6.6	662	PASS
173	174	0.00	2	0.0	0	PASS
174	95	50	100	59.0	5935	PASS
175	174	5	9	5.1	301	PASS
176	174	95	101	100.1	5943	PASS
177	176	5	9	6.7	399	PASS

2000251

BFB

Data File : D:\DATA\D5181.D
Acq On : 9 Mar 2001 11:53 am
Sample : BFB
Misc : 5MLS
MS Integration Params: rteint.p
Method : C:\HPCHEM\1\METHODS\D030860X.M (RTE Integrator)
Title : VOA 8260 Calibration

Vial: 4
Operator: K.LOCKER
Inst : #13
Multiplr: 1.00

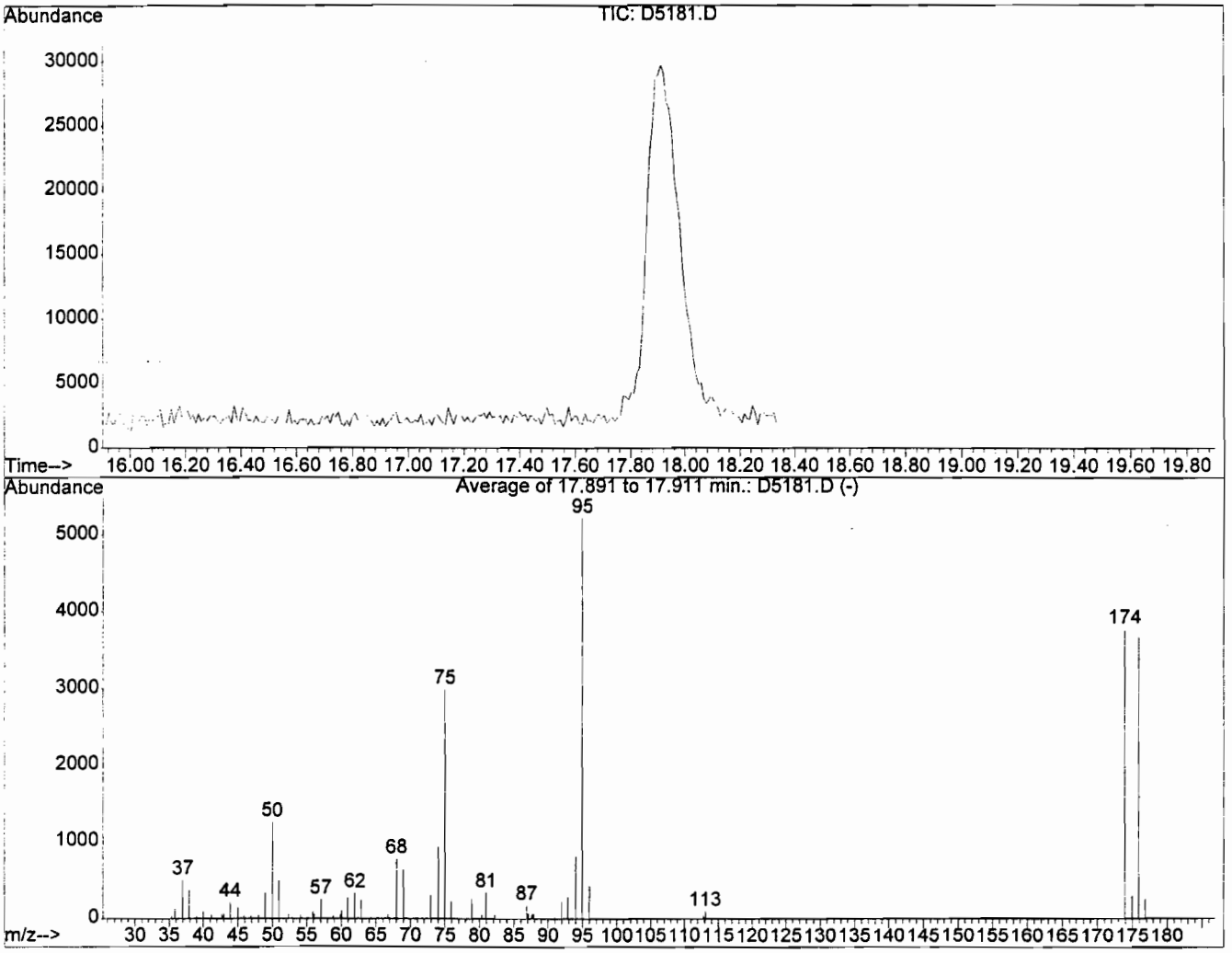

AutoFind: Scans 1586, 1587, 1588; Background Corrected with Scan 1569

Target Mass	Rel. to Mass	Lower Limit%	Upper Limit%	Rel. Abn%	Raw Abn	Result Pass/Fail
50	95	15	40	23.9	1250	PASS
75	95	30	60	57.2	2987	PASS
95	95	100	100	100.0	5220	PASS
96	95	5	9	8.1	425	PASS
173	174	0.00	2	0.0	0	PASS
174	95	50	100	72.3	3772	PASS
175	174	5	9	7.9	298	PASS
176	174	95	101	97.5	3678	PASS
177	176	5	9	6.9	253	PASS

BFB

Data File : D:\DATA\D5201.D
Acq On : 12 Mar 2001 2:49 pm
Sample : bfb
Misc : 5MLS
MS Integration Params: rteint.p
Method : C:\HPCHEM\1\METHODS\D30960XS.M (RTE Integrator)
Title : VOA 8260 Calibration

Vial: 7
Operator: K.LOCKER
Inst : #13
Multiplr: 1.00

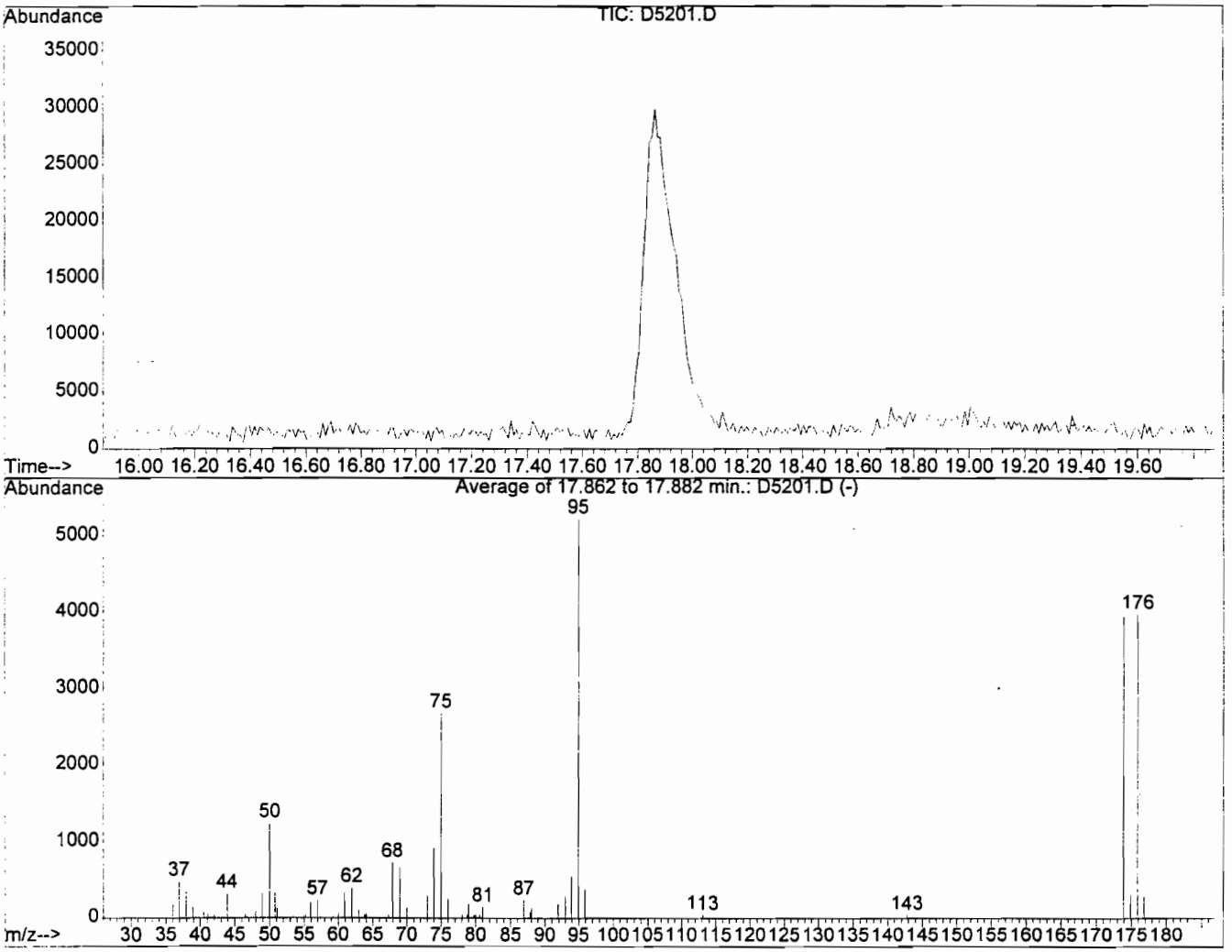

AutoFind: Scans 1583, 1584, 1585; Background Corrected with Scan 1568

Target Mass	Rel. to Mass	Lower Limit%	Upper Limit%	Rel. Abn%	Raw Abn	Result Pass/Fail
50	95	15	40	23.7	1235	PASS
75	95	30	60	51.4	2680	PASS
95	95	100	100	100.0	5217	PASS
96	95	5	9	7.3	383	PASS
173	174	0.00	2	0.0	0	PASS
174	95	50	100	75.7	3949	PASS
175	174	5	9	7.9	313	PASS
176	174	95	101	100.6	3974	PASS
177	176	5	9	7.3	292	PASS

D5201.D D30960XS.M Mon Mar 12 15:31:19 2001

1A

EPA SAMPLE NO.

VOLATILE ORGANICS ANALYSIS DATA SHEET

VBLK01

Lab Name: UPSTATE LABS Contract: ENVIRONM

Lab Code: 10170 Case No.: 01 SAS No.: SDG No.: ENH01

Matrix: (soil/water) WATER Lab Sample ID: METHOD BLANK

Sample wt/vol: 5.0 (g/ml) ML Lab File ID: C8040.D

Level: (low/med) LOW Date Received: 3/2/01

% Moisture: not dec. Date Analyzed: 3/7/01

GC Column: RTX-VO ID: 0.53 (mm) Dilution Factor: 1.0

Soil Extract Volume: (uL) Soil Aliquot Volume: (uL)

CAS NO.	COMPOUND	CONCENTRATION UNITS: (ug/L or ug/Kg) UG/L	Q
74-87-3	Chloromethane	5	U
75-1-4	Vinyl Chloride	5	U
74-83-9	Bromomethane	5	U
75-00-3	Chloroethane	5	U
75-69-4	Trichlorofluoromethane	5	U
67-64-1	Acetone	10	U
75-35-4	1,1-Dichloroethene	5	U
74-88-4	Iodomethane	5	U
75-15-0	Carbon Disulfide	5	U
75-09-2	Methylene Chloride	4	J
107-13-1	Acrylonitrile	100	U
156-60-5	trans-1,2-Dichloroethene	5	U
75-34-33	1,1-Dichloroethane	5	U
108-5-4	Vinyl Acetate	50	U
78-93-3	2-Butanone	10	U
156-59-2	cis-1,2-Dichloroethene	5	U
67-66-3	Chloroform	5	U
74-97-5	Bromochloromethane	5	U
71-55-6	1,1,1-Trichloroethane	5	U
56-23-5	Carbon Tetrachloride	5	U
71-43-2	Benzene	5	U
107-06-2	1,2-Dichloroethane	5	U
97-01-6	Trichloroethene	5	U
78-87-5	1,2-Dichloropropane	5	U
75-27-4	Bromodichloromethane	5	U
74-95-3	Dibromomethane	5	U
108-10-1	4-Methyl-2-pentanone	10	U
10061-1-5	cis-1,3-Dichloropropene	5	U
108-88-3	Toluene	5	U
10061-2-6	trans-1,3-Dichloropropene	5	U
79-00-5	1,1,2-Trichloroethane	5	U
591-78-6	2-Hexanone	10	U
127-18-4	Tetrachloroethene	5	U
124-48-1	Dibromochloromethane	5	U
106-93-4	1,2-Dibromoethane	5	U
108-90-7	Chlorobenzene	5	U
630-20-6	1,1,1,2-Tetrachloroethane	5	U
100-41-4	Ethylbenzene	5	U
108-38-3	m,p-Xylene	5	U

EPA SAMPLE NO.

VOLATILE ORGANICS ANALYSIS DATA SHEET

VBLK01

Lab Name: UPSTATE LABS Contract: ENVIRONM

Lab Code: 10170 Case No.: 01 SAS No.: SDG No.: ENH01

Matrix: (soil/water) WATER Lab Sample ID: METHOD BLANK

Sample wt/vol: 5.0 (g/ml) ML Lab File ID: C8040.D

Level: (low/med) LOW Date Received: 3/2/01

% Moisture: not dec. Date Analyzed: 3/7/01

GC Column: RTX-VO ID: 0.53 (mm) Dilution Factor: 1.0

Soil Extract Volume: (uL) Soil Aliquot Volume: (uL)

CAS NO.	COMPOUND	CONCENTRATION UNITS: (ug/L or ug/Kg) UG/L	Q
95-47-6	o-Xylene	5	U
100-42-5	Styrene	5	U
75-25-2	Bromoform	5	U
79-34-5	1,1,2,2-Tetrachloroethane	5	U
96-18-4	1,2,3-Trichloropropane	5	U
110-57-6	1,4-Dichloro-2-butene	10	U
541-73-1	1,3-Dichlorobenzene	5	U
106-46-7	1,4-Dichlorobenzene	5	U
95-50-1	1,2-Dichlorobenzene	5	U
96-12-8	1,2-Dibromo-3-chloro-propane	10	U

1E

VOLATILE ORGANICS ANALYSIS DATA SHEET
TENTATIVELY IDENTIFIED COMPOUNDS

EPA SAMPLE NO.

VBLK01

Lab Name: UPSTATE LABS Contract: ENVIRONM

Lab Code: 10170 Case No.: 01 SAS No.: SDG No.: ENH01

Matrix: (soil/water) WATER Lab Sample ID: METHOD BLANK

Sample wt/vol: 5.0 (g/ml) ML Lab File ID: C8040.D

Level: (low/med) LOW Date Received: 3/2/01

% Moisture: not dec. Date Analyzed: 3/7/01

GC Column: RTX-VO ID: 0.53 (mm) Dilution Factor: 1.0

Soil Extract Volume: (uL) Soil Aliquot Volume: (uL)

CONCENTRATION UNITS:
(ug/L or ug/Kg) UG/L

Number TICs found: 0

CAS NO.	COMPOUND NAME	RT	EST. CONC.	Q

Quantitation Report (QT Reviewed)

Data File : D:\DATA\C8040.D Vial: 4
Acq On : 7 Mar 2001 11:48 am Operator: K.LOCKER
Sample : MB Inst : #12
Misc : 5MLS Multiplr: 1.00
MS Integration Params: rteint.p
Quant Time: Mar 8 7:53 2001 Quant Results File: C030660.RES

Quant Method : C:\HPCHEM\1\METHODS\C030660.M (RTE Integrator)
Title : VOA 8260 Calibration
Last Update : Wed Mar 07 11:31:06 2001
Response via : Continuing Cal File: D:\DATA\C8039.D
DataAcq Meth : C030660

Internal Standards	R.T.	QIon	Response	Conc	Units	Dev(Min)
1) Pentafluorobenzene	8.49	168	276977	50.00	ug/L	0.01
32) 1,4-Difluorobenzene	11.77	114	297027	50.00	ug/L	0.00
50) Chlorobenzene-d5	18.95	117	223612	50.00	ug/L	0.00
72) 1,4-Dichlorobenzene-d4	23.57	152	139803	50.00	ug/L	0.00
System Monitoring Compounds						
30) Dibromofluoromethane	8.28	113	191867	45.85	ug/L	0.00
Spiked Amount 50.000	Range 86 - 118		Recovery = 91.70%			
44) Toluene-d8	15.78	98	246971	46.17	ug/L	0.00
Spiked Amount 50.000	Range 88 - 110		Recovery = 92.34%			
49) Bromofluorobenzene	21.36	95	236438	46.51	ug/L	0.00
Spiked Amount 50.000	Range 86 - 115		Recovery = 93.02%			
Target Compounds						Qvalue
15) Methylene Chloride	4.57	84	7540	4.06	ug/L	100

(#) = qualifier out of range (m) = manual integration

0000257

Quantitation Report

Data File : D:\DATA\C8040.D
Acq On : 7 Mar 2001 11:48 am
Sample : MB
Misc : 5MLS
MS Integration Params: rteint.p
Quant Time: Mar 8 7:53 2001

Vial: 4
Operator: K.LOCKER
Inst : #12
Multiplr: 1.00

Quant Results File: C030660.RES

Method : C:\HPCHEM\1\METHODS\C030660.M (RTE Integrator)
Title : VOA 8260 Calibration
Last Update : Wed Mar 07 11:31:06 2001
Response via : Continuing Cal File: D:\DATA\C8039.D

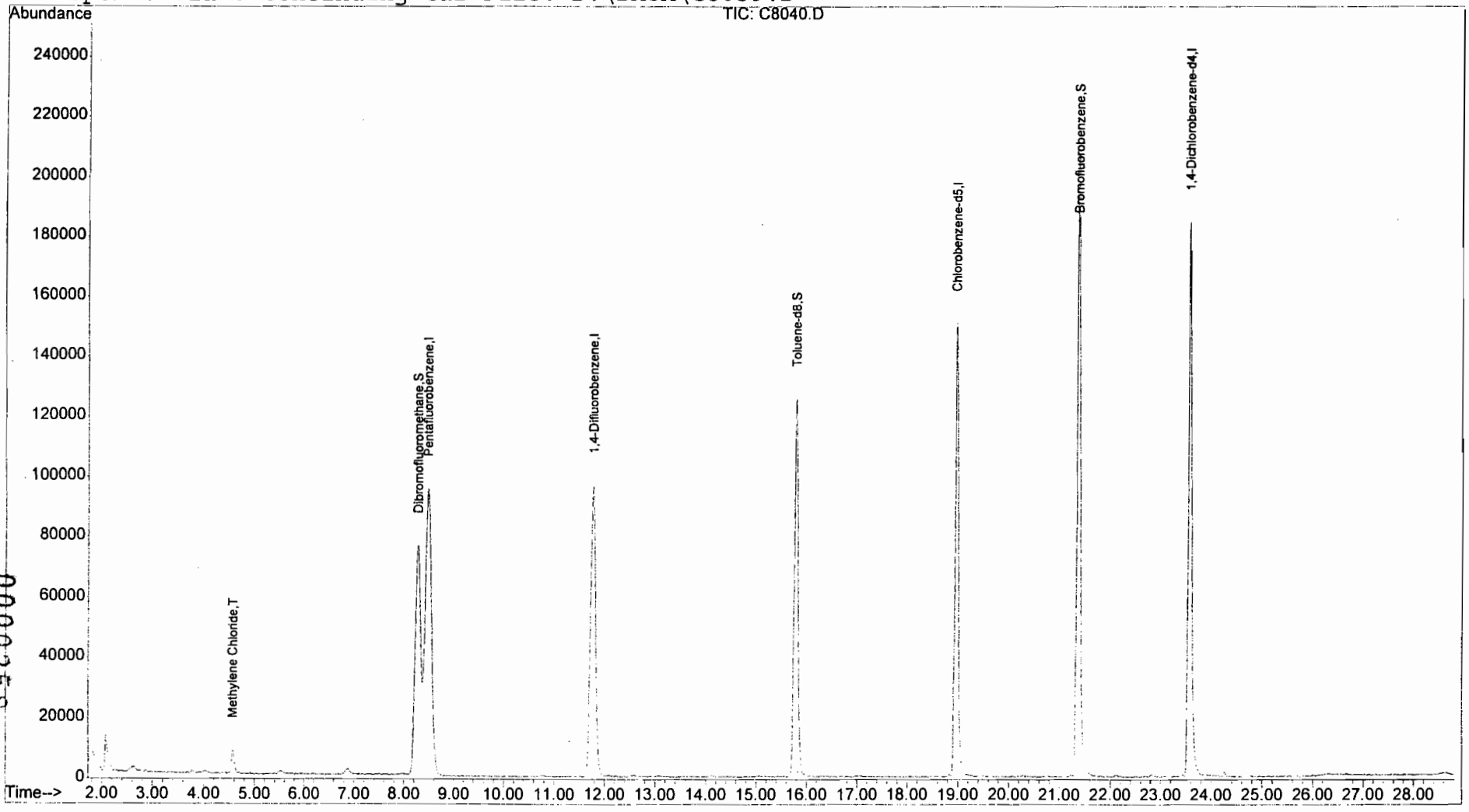

0000258

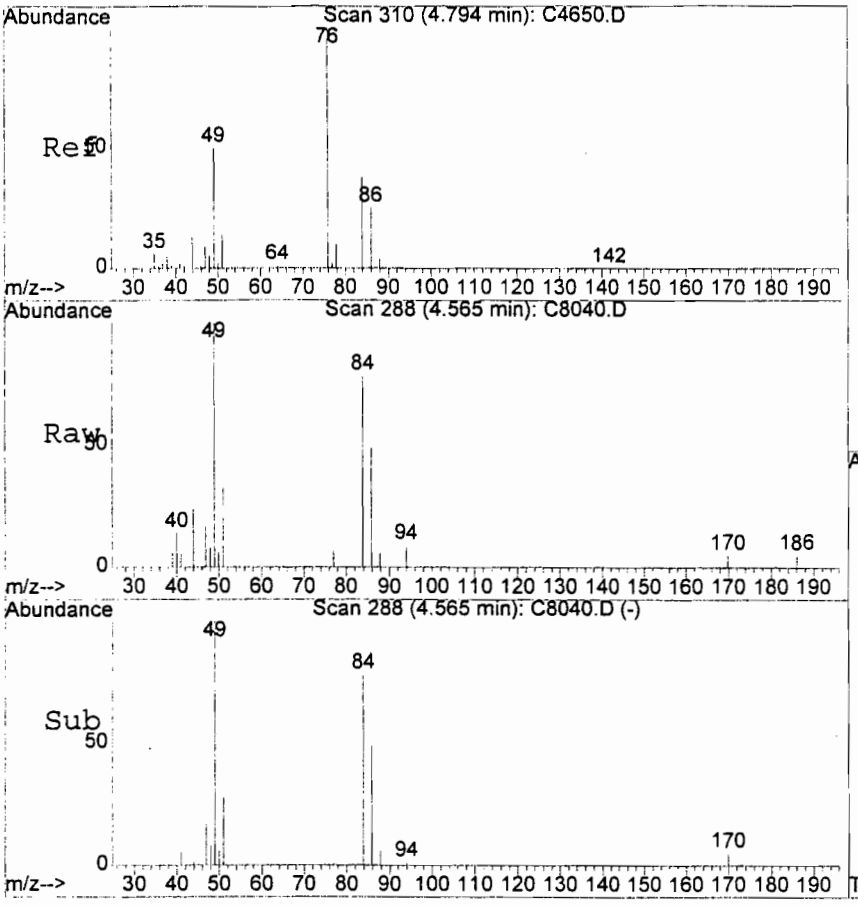

#15
Methylene Chloride
Concen: 4.06 ug/L
RT: 4.57 min Scan# 288
Delta R.T. -0.01 min
Lab File: C8040.D
Acq: 7 Mar 2001 11:48 am

Tgt Ion: 84 Resp: 7540

Ion	Ratio	Lower	Upper
84	100		
86	64.9	34.9	94.9
49	133.1	103.1	163.1

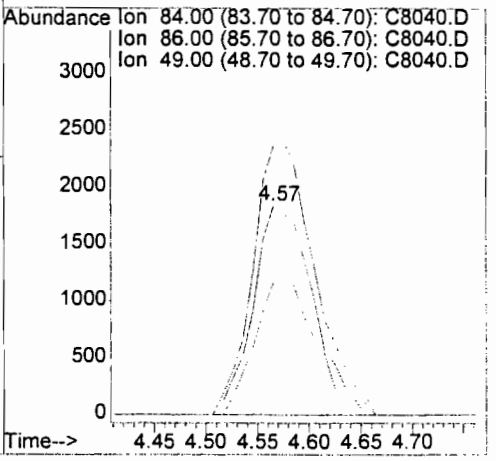

LSC Report - Integrated Chromatogram

File : D:\DATA\C8040.D
Operator : K.LOCKER
Acquired : 7 Mar 2001 11:48 am using AcqMethod C030660
Instrument : #12
Sample Name: MB
Misc Info : 5MLS
Vial Number: 4
Quant File :C030660.RES (RTE Integrator)

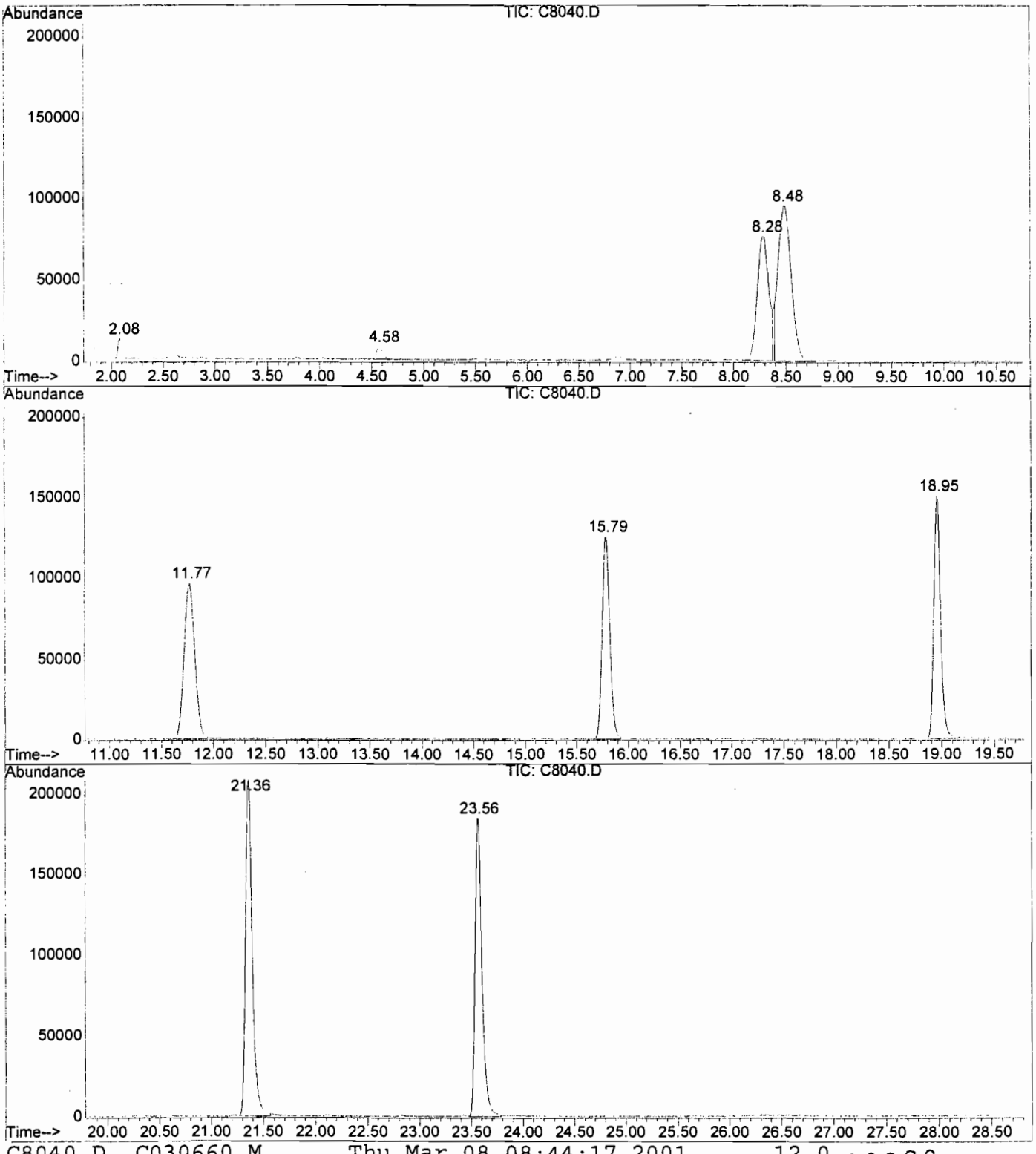

C8040.D C030660.M Thu Mar 08 08:44:17 2001 12

1A

EPA SAMPLE NO.

VOLATILE ORGANICS ANALYSIS DATA SHEET

VBLK02

Lab Name: UPSTATE LABS Contract: ENVIRONM

Lab Code: 10170 Case No.: 01 SAS No.: SDG No.: ENH01

Matrix: (soil/water) WATER Lab Sample ID: METHOD BLANK

Sample wt/vol: 5.0 (g/ml) ML Lab File ID: C8058.D

Level: (low/med) LOW Date Received: 3/2/01

% Moisture: not dec. Date Analyzed: 3/8/01

GC Column: RTX-VO ID: 0.53 (mm) Dilution Factor: 1.0

Soil Extract Volume: (uL) Soil Aliquot Volume: (uL)

CONCENTRATION UNITS:

CAS NO.	COMPOUND	(ug/L or ug/Kg) UG/L	Q
74-87-3	Chloromethane	5	U
75-1-4	Vinyl Chloride	5	U
74-83-9	Bromomethane	5	U
75-00-3	Chloroethane	5	U
75-69-4	Trichlorofluoromethane	5	U
67-64-1	Acetone	10	U
75-35-4	1,1-Dichloroethene	5	U
74-88-4	Iodomethane	5	U
75-15-0	Carbon Disulfide	5	U
75-09-2	Methylene Chloride	4	J
107-13-1	Acrylonitrile	100	U
156-60-5	trans-1,2-Dichloroethene	5	U
75-34-33	1,1-Dichloroethane	5	U
108-5-4	Vinyl Acetate	50	U
78-93-3	2-Butanone	10	U
156-59-2	cis-1,2-Dichloroethene	5	U
67-66-3	Chloroform	5	U
74-97-5	Bromochloromethane	5	U
71-55-6	1,1,1-Trichloroethane	5	U
56-23-5	Carbon Tetrachloride	5	U
71-43-2	Benzene	5	U
107-06-2	1,2-Dichloroethane	5	U
97-01-6	Trichloroethene	5	U
78-87-5	1,2-Dichloropropane	5	U
75-27-4	Bromodichloromethane	5	U
74-95-3	Dibromomethane	5	U
108-10-1	4-Methyl-2-pentanone	10	U
10061-1-5	cis-1,3-Dichloropropene	5	U
108-88-3	Toluene	5	U
10061-2-6	trans-1,3-Dichloropropene	5	U
79-00-5	1,1,2-Trichloroethane	5	U
591-78-6	2-Hexanone	10	U
127-18-4	Tetrachloroethene	5	U
124-48-1	Dibromochloromethane	5	U
106-93-4	1,2-Dibromoethane	5	U
108-90-7	Chlorobenzene	5	U
630-20-6	1,1,1,2-Tetrachloroethane	5	U
100-41-4	Ethylbenzene	5	U
108-38-3	m,p-Xylene	5	U

1A

EPA SAMPLE NO.

VOLATILE ORGANICS ANALYSIS DATA SHEET

VBLK02

Lab Name: UPSTATE LABS Contract: ENVIRONM

Lab Code: 10170 Case No.: 01 SAS No.: SDG No.: ENH01

Matrix: (soil/water) WATER Lab Sample ID: METHOD BLANK

Sample wt/vol: 5.0 (g/ml) ML Lab File ID: C8058.D

Level: (low/med) LOW Date Received: 3/2/01

% Moisture: not dec. Date Analyzed: 3/8/01

GC Column: RTX-VO ID: 0.53 (mm) Dilution Factor: 1.0

Soil Extract Volume: (uL) Soil Aliquot Volume: (uL)

CAS NO.	COMPOUND	CONCENTRATION UNITS: (ug/L or ug/Kg) UG/L	Q
95-47-6	o-Xylene	5	U
100-42-5	Styrene	5	U
75-25-2	Bromoform	5	U
79-34-5	1,1,2,2-Tetrachloroethane	5	U
96-18-4	1,2,3-Trichloropropane	5	U
110-57-6	1,4-Dichloro-2-butene	10	U
541-73-1	1,3-Dichlorobenzene	5	U
106-46-7	1,4-Dichlorobenzene	5	U
95-50-1	1,2-Dichlorobenzene	5	U
96-12-8	1,2-Dibromo-3-chloro-propane	10	U

1E

VOLATILE ORGANICS ANALYSIS DATA SHEET
TENTATIVELY IDENTIFIED COMPOUNDS

EPA SAMPLE NO.

VBLK02

Lab Name: UPSTATE LABS Contract: ENVIRONM

Lab Code: 10170 Case No.: 01 SAS No.: SDG No.: ENH01

Matrix: (soil/water) WATER Lab Sample ID: METHOD BLANK

Sample wt/vol: 5.0 (g/ml) ML Lab File ID: C8058.D

Level: (low/med) LOW Date Received: 3/2/01

% Moisture: not dec. Date Analyzed: 3/8/01

GC Column: RTX-VO ID: 0.53 (mm) Dilution Factor: 1.0

Soil Extract Volume: (uL) Soil Aliquot Volume: (uL)

CONCENTRATION UNITS:
(ug/L or ug/Kg) UG/L

Number TICs found: 0

CAS NO.	COMPOUND NAME	RT	EST. CONC.	Q

Quantitation Report (QT Reviewed)

Data File : D:\DATA\C8058.D Vial: 3
Acq On : 8 Mar 2001 11:24 am Operator: K.LOCKER
Sample : MB Inst : #12
Misc : 5MLS Multiplr: 1.00
MS Integration Params: rteint.p
Quant Time: Mar 9 7:29 2001 Quant Results File: C030660.RES

Quant Method : C:\HPCHEM\1\METHODS\C030660.M (RTE Integrator)
Title : VOA 8260 Calibration
Last Update : Thu Mar 08 11:01:00 2001
Response via : Continuing Cal File: D:\DATA\C8057.D
DataAcq Meth : C030660

Internal Standards	R.T.	QIon	Response	Conc	Units	Dev(Min)
1) Pentafluorobenzene	8.50	168	276330	50.00	ug/L	0.02
32) 1,4-Difluorobenzene	11.78	114	298627	50.00	ug/L	0.00
50) Chlorobenzene-d5	18.96	117	223434	50.00	ug/L	0.00
72) 1,4-Dichlorobenzene-d4	23.57	152	139552	50.00	ug/L	0.00
System Monitoring Compounds						
30) Dibromofluoromethane	8.30	113	196103	50.89	ug/L	0.01
Spiked Amount 50.000	Range 86 - 118		Recovery = 101.78%			
44) Toluene-d8	15.79	98	251391	50.59	ug/L	0.00
Spiked Amount 50.000	Range 88 - 110		Recovery = 101.18%			
49) Bromofluorobenzene	21.36	95	240646	50.51	ug/L	0.00
Spiked Amount 50.000	Range 86 - 115		Recovery = 101.02%			
Target Compounds						Qvalue
15) Methylene Chloride	4.58	84	7811	4.45	ug/L	99

(#) = qualifier out of range (m) = manual integration

Quantitation Report

Data File : D:\DATA\C8058.D
Acq On : 8 Mar 2001 11:24 am
Sample : MB
Misc : 5MLS
MS Integration Params: rteint.p
Quant Time: Mar 9 7:29 2001

Vial: 3
Operator: K.LOCKER
Inst : #12
Multiplr: 1.00

Quant Results File: C030660.RES

Method : C:\HPCHEM\1\METHODS\C030660.M (RTE Integrator)
Title : VOA 8260 Calibration
Last Update : Thu Mar 08 11:01:00 2001
Response via : Continuing Cal File: D:\DATA\C8057.D

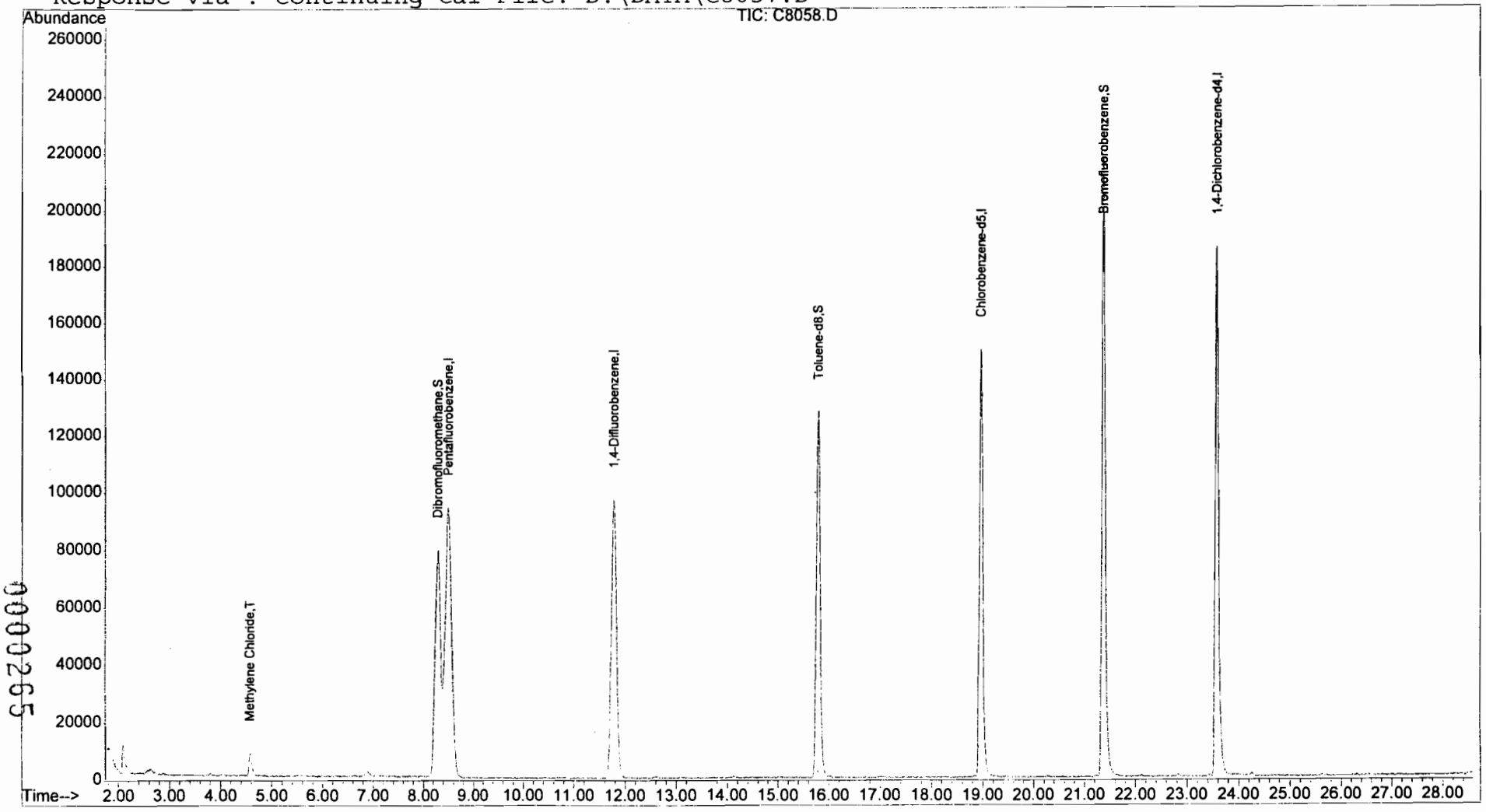

0000265

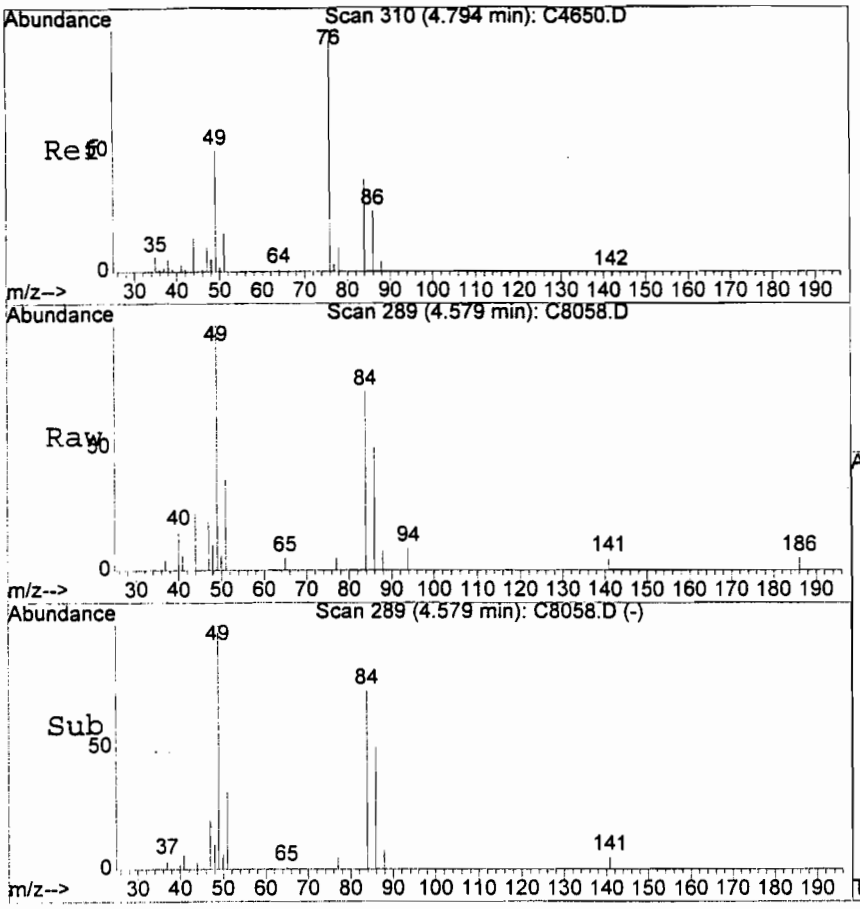

#15
Methylene Chloride
Concen: 4.45 ug/L
RT: 4.58 min Scan# 289
Delta R.T. 0.00 min
Lab File: C8058.D
Acq: 8 Mar 2001 11:24 am

Tgt Ion: 84 Resp: 7811

Ion	Ratio	Lower	Upper
84	100		
86	64.7	34.9	94.9
49	135.4	103.1	163.1

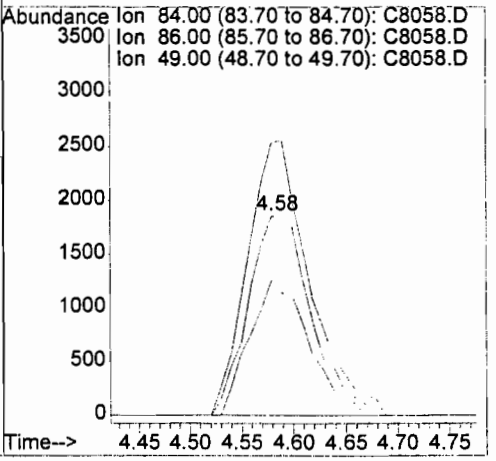

LSC Report - Integrated Chromatogram

File : D:\DATA\C8058.D
Operator : K.LOCKER
Acquired : 8 Mar 2001 11:24 am using AcqMethod C030660
Instrument : #12
Sample Name: MB
Misc Info : 5MLS
Vial Number: 3
Quant File :C030660.RES (RTE Integrator)

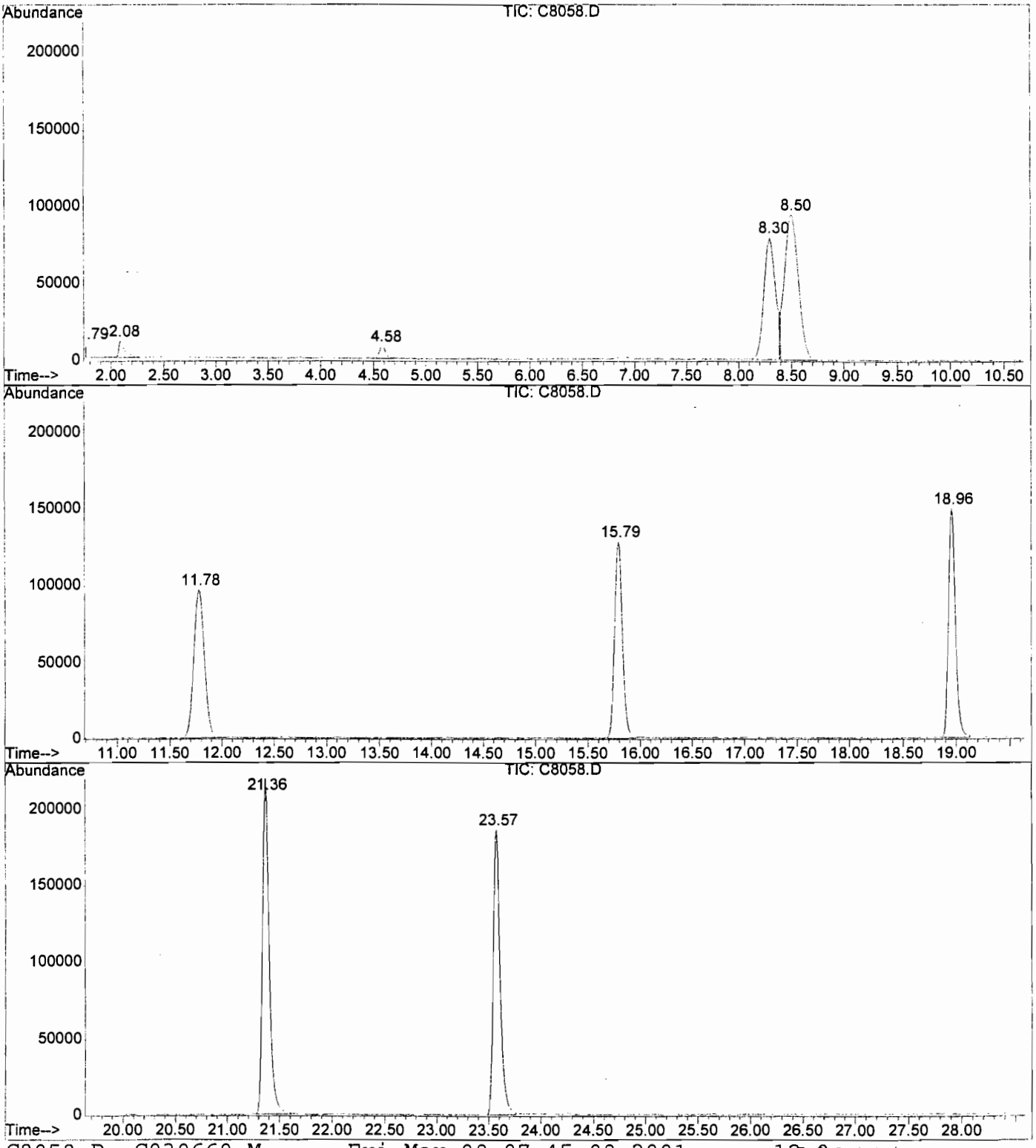

C8058.D C030660.M Fri Mar 09 07:45:09 2001 12.0

1A

EPA SAMPLE NO.

VOLATILE ORGANICS ANALYSIS DATA SHEET

VBLK03

Lab Name: UPSTATE LABS Contract: ENVIRO HY

Lab Code: 10170 Case No.: 01 SAS No.: SDG No.: ENH01

Matrix: (soil/water) SOIL Lab Sample ID: METHOD BLANK

Sample wt/vol: 5.0 (g/ml) G Lab File ID: D5187.D

Level: (low/med) LOW Date Received: 3/2/01

% Moisture: not dec. 0 Date Analyzed: 3/9/01

GC Column: RTX-VM ID: 0.53 (mm) Dilution Factor: 1.0

Soil Extract Volume: (uL) Soil Aliquot Volume: (uL)

CAS NO.	COMPOUND	CONCENTRATION UNITS: (ug/L or ug/Kg) UG/KG	Q
74-87-3	Chloromethane	5	U
75-1-4	Vinyl Chloride	5	U
74-83-9	Bromomethane	5	U
75-00-3	Chloroethane	5	U
75-69-4	Trichlorofluoromethane	5	U
67-64-1	Acetone	7	J
75-35-4	1,1-Dichloroethene	5	U
74-88-4	Iodomethane	5	U
75-15-0	Carbon Disulfide	5	U
75-09-2	Methylene Chloride	10	
107-13-1	Acrylonitrile	100	U
156-60-5	trans-1,2-Dichloroethene	5	U
75-34-33	1,1-Dichloroethane	5	U
108-5-4	Vinyl Acetate	50	U
78-93-3	2-Butanone	10	U
156-59-2	cis-1,2-Dichloroethene	5	U
67-66-3	Chloroform	5	U
74-97-5	Bromochloromethane	5	U
71-55-6	1,1,1-Trichloroethane	5	U
56-23-5	Carbon Tetrachloride	5	U
71-43-2	Benzene	5	U
107-06-2	1,2-Dichloroethane	5	U
97-01-6	Trichloroethene	5	U
78-87-5	1,2-Dichloropropane	5	U
75-27-4	Bromodichloromethane	5	U
74-95-3	Dibromomethane	5	U
108-10-1	4-Methyl-2-pentanone	10	U
10061-1-5	cis-1,3-Dichloropropene	5	U
108-88-3	Toluene	5	U
10061-2-6	trans-1,3-Dichloropropene	5	U
79-00-5	1,1,2-Trichloroethane	5	U
591-78-6	2-Hexanone	10	U
127-18-4	Tetrachloroethene	5	U
124-48-1	Dibromochloromethane	5	U
106-93-4	1,2-Dibromoethane	5	U
108-90-7	Chlorobenzene	5	U
630-20-6	1,1,1,2-Tetrachloroethane	5	U
100-41-4	Ethylbenzene	5	U
108-38-3	m,p-Xylene	5	U

1A

EPA SAMPLE NO.

VOLATILE ORGANICS ANALYSIS DATA SHEET

VBLK03

Lab Name: UPSTATE LABS Contract: ENVIRO HY

Lab Code: 10170 Case No.: 01 SAS No.: _____ SDG No.: ENH01

Matrix: (soil/water) SOIL Lab Sample ID: METHOD BLANK

Sample wt/vol: 5.0 (g/ml) G Lab File ID: D5187.D

Level: (low/med) LOW Date Received: 3/2/01

% Moisture: not dec. 0 Date Analyzed: 3/9/01

GC Column: RTX-VM ID: 0.53 (mm) Dilution Factor: 1.0

Soil Extract Volume: _____ (uL) Soil Aliquot Volume: _____ (uL)

CONCENTRATION UNITS:

CAS NO.	COMPOUND	(ug/L or ug/Kg) UG/KG	Q
95-47-6	o-Xylene	5	U
100-42-5	Styrene	5	U
75-25-2	Bromoform	5	U
79-34-5	1,1,2,2-Tetrachloroethane	5	U
96-18-4	1,2,3-Trichloropropane	5	U
110-57-6	1,4-Dichloro-2-butene	10	U
541-73-1	1,3-Dichlorobenzene	5	U
106-46-7	1,4-Dichlorobenzene	5	U
95-50-1	1,2-Dichlorobenzene	5	U
96-12-8	1,2-Dibromo-3-chloro-propane	10	U

1E

VOLATILE ORGANICS ANALYSIS DATA SHEET
TENTATIVELY IDENTIFIED COMPOUNDS

EPA SAMPLE NO.

VBLK03

Lab Name: UPSTATE LABS Contract: ENVIRO HY

Lab Code: 10170 Case No.: 01 SAS No.: _____ SDG No.: ENH01

Matrix: (soil/water) SOIL Lab Sample ID: METHOD BLANK

Sample wt/vol: 5.0 (g/ml) G Lab File ID: D5187.D

Level: (low/med) LOW Date Received: 3/2/01

% Moisture: not dec. 0 Date Analyzed: 3/9/01

GC Column: RTX-VM ID: 0.53 (mm) Dilution Factor: 1.0

Soil Extract Volume: 1 (uL) Soil Aliquot Volume: 1 (uL)

CONCENTRATION UNITS:
(ug/L or ug/Kg) UG/KG

Number TICs found: 0

CAS NO.	COMPOUND NAME	RT	EST. CONC.	Q

Quantitation Report (QT Reviewed)

Data File : D:\DATA\D5187.D
Acq On : 9 Mar 2001 5:31 pm
Sample : mb
Misc : 5MLS
MS Integration Params: rteint.p
Quant Time: Mar 11 10:34 2001

Vial: 10
Operator: K.LOCKER
Inst : #13
Multiplr: 1.00
Quant Results File: D30960XS.RES

Quant Method : C:\HPCHEM\1\METHODS\D30960XS.M (RTE Integrator)
Title : VOA 8260 Calibration
Last Update : Sun Mar 11 10:24:24 2001
Response via : Continuing Cal File: D:\DATA\D5182.D
DataAcq Meth : D030860X

Internal Standards	R.T.	QIon	Response	Conc	Units	Dev(Min)
1) Pentafluorobenzene	10.36	168	379661	50.00	ug/L	-0.01
32) 1,4-Difluorobenzene	11.28	114	355756	50.00	ug/L	0.00
50) Chlorobenzene-d5	15.86	117	261916	50.00	ug/L	0.00
72) 1,4-Dichlorobenzene-d4	19.67	152	187719	50.00	ug/L	-0.01
System Monitoring Compounds						
30) Dibromofluoromethane	9.41	113	381194	48.39	ug/L	-0.02
Spiked Amount 50.000	Range 86 - 118		Recovery = 96.78%			
44) Toluene-d8	13.47	98	273193	43.71	ug/L	-0.01
Spiked Amount 50.000	Range 88 - 110		Recovery = 87.42%#			
49) Bromofluorobenzene	17.80	95	308227	46.25	ug/L	-0.01
Spiked Amount 50.000	Range 86 - 115		Recovery = 92.50%			
Target Compounds						Qvalue
9) Acetone	5.70	43	11990	7.30	ug/L	81
15) Methylene Chloride	5.45	84	32023	10.17	ug/L	98

(#) = qualifier out of range (m) = manual integration

Quantitation Report

Data File : D:\DATA\D5187.D
Acq On : 9 Mar 2001 5:31 pm
Sample : mb
Misc : 5MLS
MS Integration Params: rteint.p
Quant Time: Mar 11 10:34 2001

Vial: 10
Operator: K.LOCKER
Inst : #13
Multiplr: 1.00

Quant Results File: D30960XS.RES

Method : C:\HPCHEM\1\METHODS\D30960XS.M (RTE Integrator)
Title : VOA 8260 Calibration
Last Update : Sun Mar 11 10:24:24 2001
Response via : Continuing Cal File: D:\DATA\D5182.D

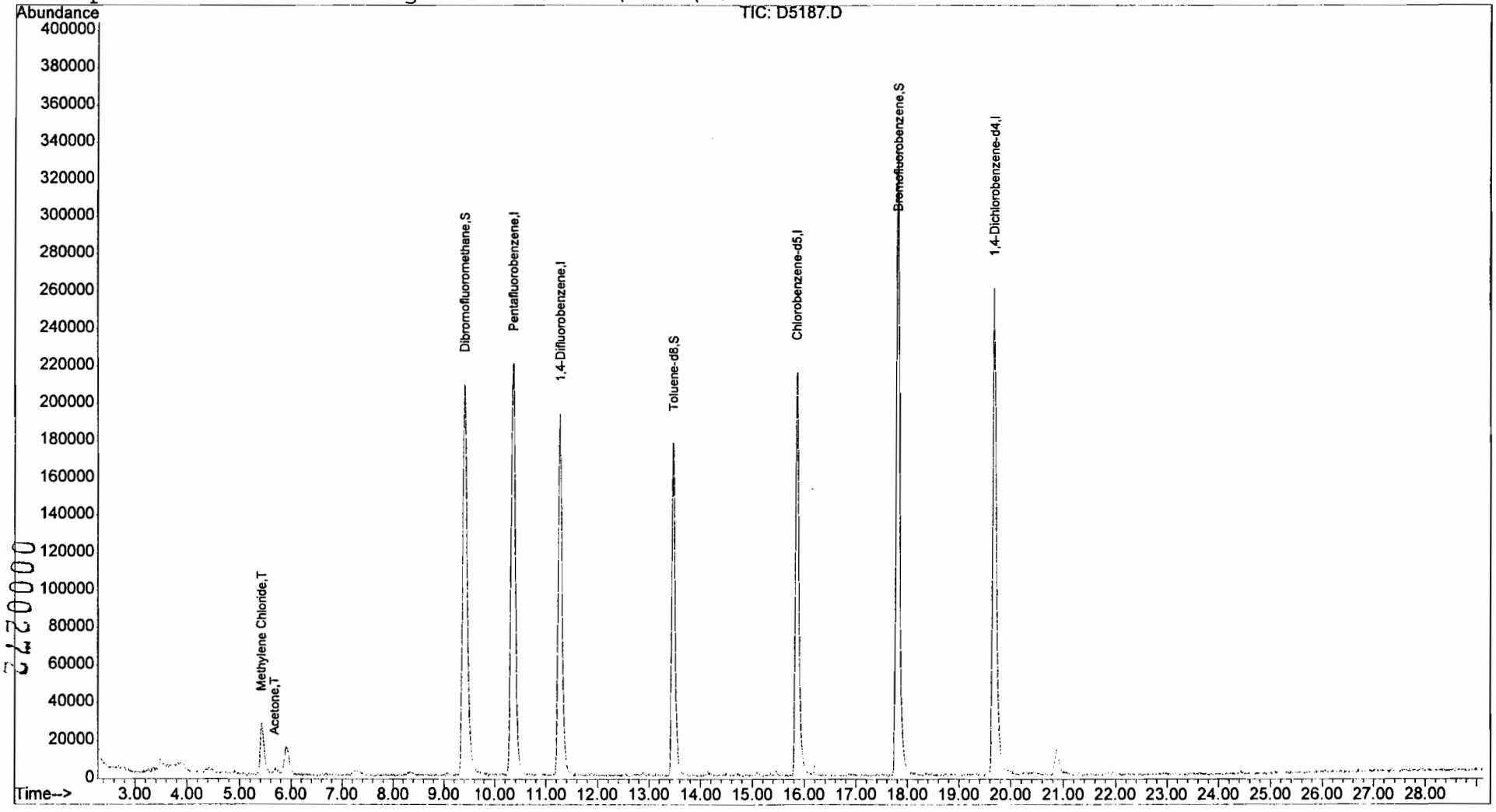

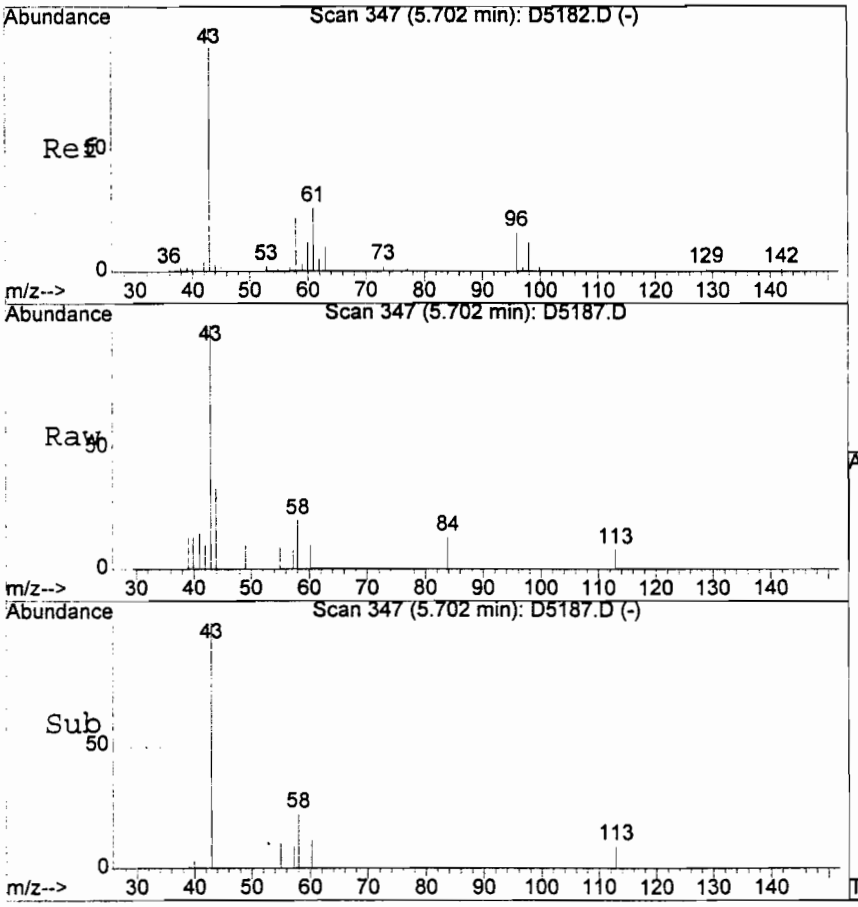

#9
Acetone
Concen: 7.30 ug/L
RT: 5.70 min Scan# 347
Delta R.T. -0.00 min
Lab File: D5187.D
Acq: 9 Mar 2001 5:31 pm

Tgt Ion: 43 Resp: 11990

Ion	Ratio	Lower	Upper
43	100		
58	10.5	0.0	49.1

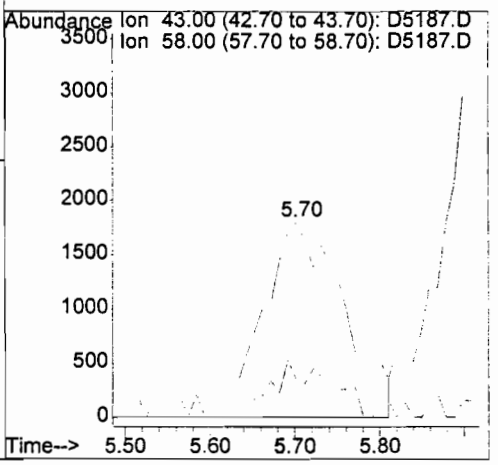

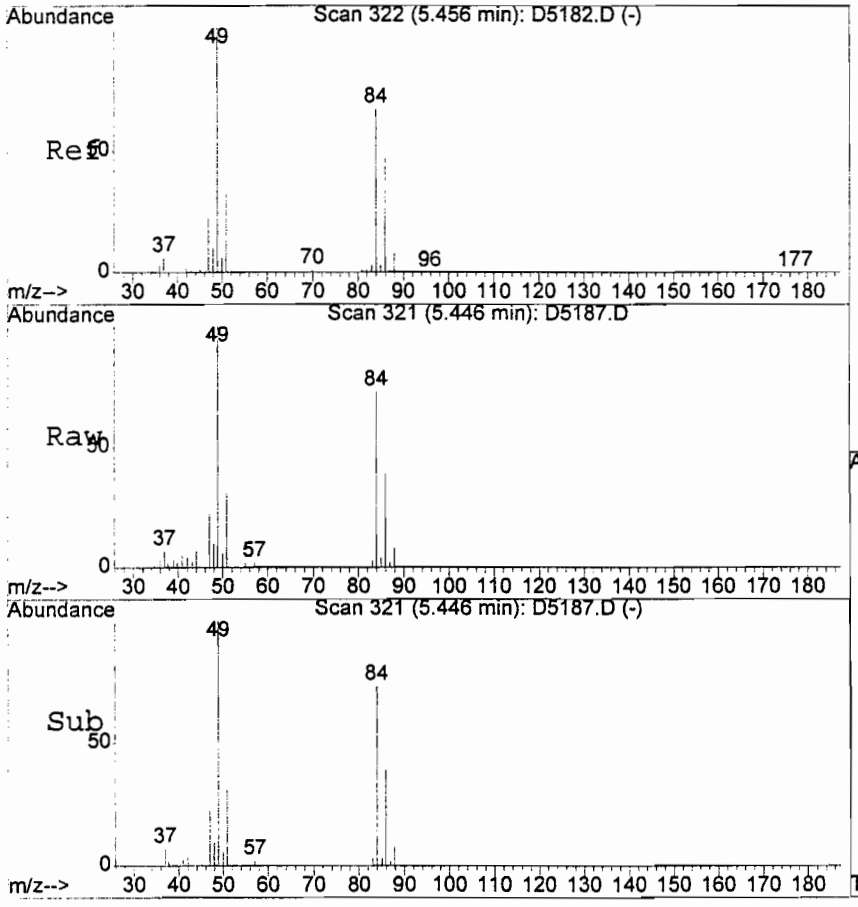

#15
Methylene Chloride
Concen: 10.17 ug/L
RT: 5.45 min Scan# 321
Delta R.T. -0.01 min
Lab File: D5187.D
Acq: 9 Mar 2001 5:31 pm

Tgt Ion: 84 Resp: 32023

Ion	Ratio	Lower	Upper
84	100		
86	63.2	29.6	89.6
49	144.7	115.1	175.1

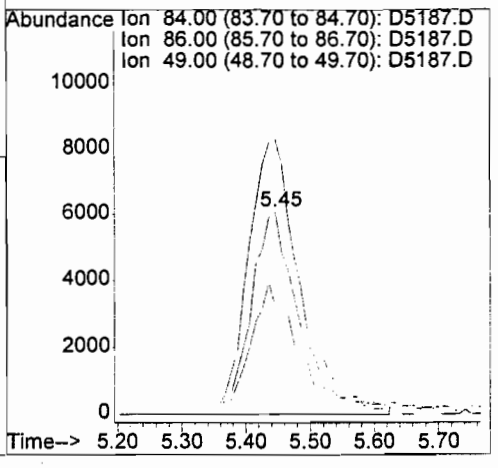

LSC Report - Integrated Chromatogram

File : D:\DATA\D5187.D
Operator : K.LOCKER
Acquired : 9 Mar 2001 5:31 pm using AcqMethod D030860X
Instrument : #13
Sample Name: mb
Misc Info : 5MLS
Vial Number: 10
Quant File :D30960XS.RES (RTE Integrator)

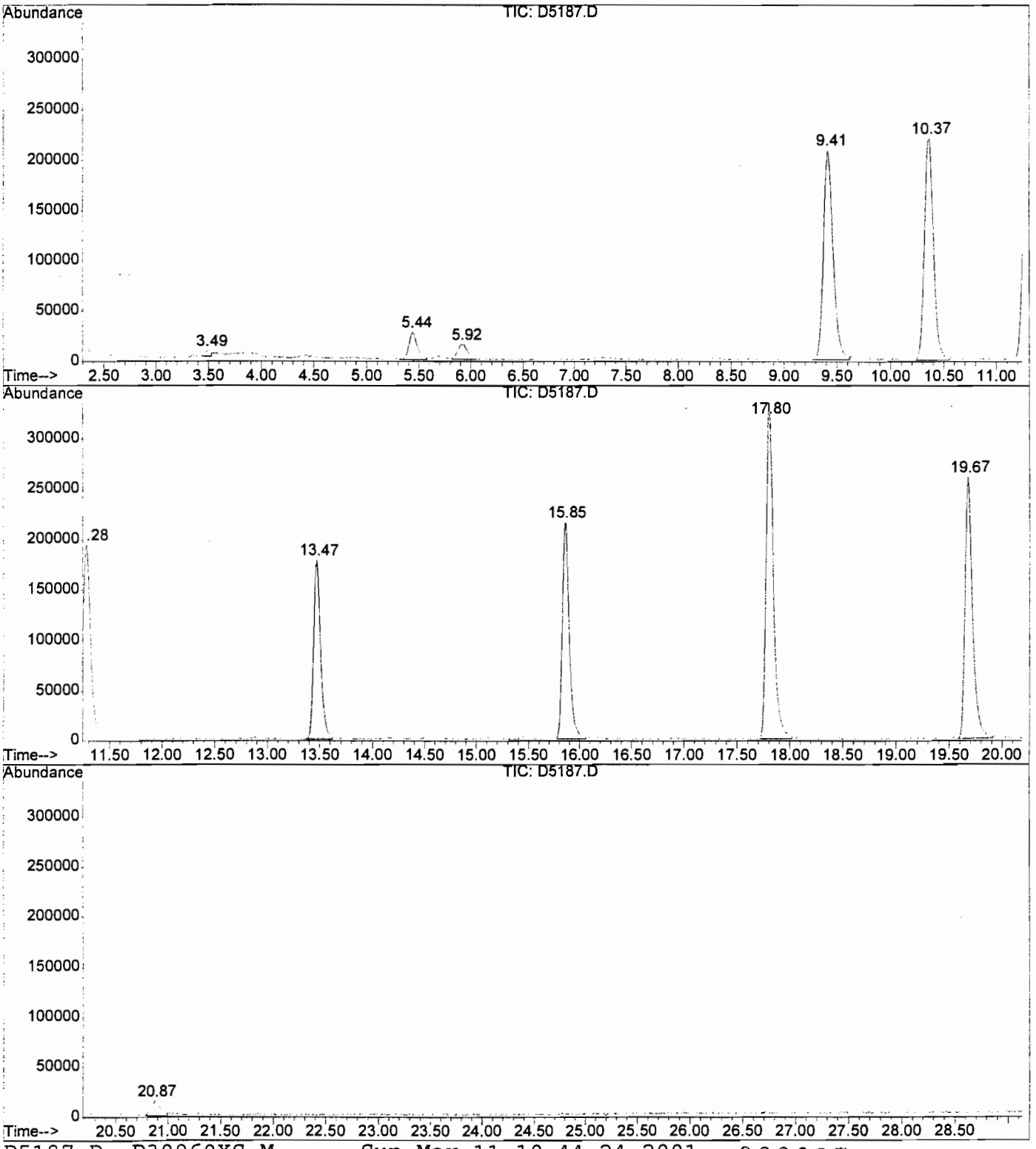

D5187.D D30960XS.M Sun Mar 11 10:44:24 2001 0000274

1A

EPA SAMPLE NO.

VOLATILE ORGANICS ANALYSIS DATA SHEET

VBLK04

Lab Name: UPSTATE LABS Contract: ENVIRO HY

Lab Code: 10170 Case No.: 01 SAS No.: _____ SDG No.: ENH01

Matrix: (soil/water) SOIL Lab Sample ID: METHOD BLANK

Sample wt/vol: 5.0 (g/ml) G Lab File ID: D5207.D

Level: (low/med) LOW Date Received: 3/2/01

% Moisture: not dec. 0 Date Analyzed: 3/12/01

GC Column: RTX-VM ID: 0.53 (mm) Dilution Factor: 1.0

Soil Extract Volume: _____ (uL) Soil Aliquot Volume: _____ (uL)

CAS NO.	COMPOUND	CONCENTRATION UNITS: (ug/L or ug/Kg) UG/KG	Q
74-87-3	Chloromethane	5	U
75-1-4	Vinyl Chloride	5	U
74-83-9	Bromomethane	5	U
75-00-3	Chloroethane	5	U
75-69-4	Trichlorofluoromethane	5	U
67-64-1	Acetone	10	U
75-35-4	1,1-Dichloroethene	5	U
74-88-4	Iodomethane	5	U
75-15-0	Carbon Disulfide	5	U
75-09-2	Methylene Chloride	3	J
107-13-1	Acrylonitrile	100	U
156-60-5	trans-1,2-Dichloroethene	5	U
75-34-33	1,1-Dichloroethane	5	U
108-5-4	Vinyl Acetate	50	U
78-93-3	2-Butanone	10	U
156-59-2	cis-1,2-Dichloroethene	5	U
67-66-3	Chloroform	5	U
74-97-5	Bromochloromethane	5	U
71-55-6	1,1,1-Trichloroethane	5	U
56-23-5	Carbon Tetrachloride	5	U
71-43-2	Benzene	5	U
107-06-2	1,2-Dichloroethane	5	U
97-01-6	Trichloroethene	5	U
78-87-5	1,2-Dichloropropane	5	U
75-27-4	Bromodichloromethane	5	U
74-95-3	Dibromomethane	5	U
108-10-1	4-Methyl-2-pentanone	10	U
10061-1-5	cis-1,3-Dichloropropene	5	U
108-88-3	Toluene	5	U
10061-2-6	trans-1,3-Dichloropropene	5	U
79-00-5	1,1,2-Trichloroethane	5	U
591-78-6	2-Hexanone	10	U
127-18-4	Tetrachloroethene	5	U
124-48-1	Dibromochloromethane	5	U
106-93-4	1,2-Dibromoethane	5	U
108-90-7	Chlorobenzene	5	U
630-20-6	1,1,1,2-Tetrachloroethane	5	U
100-41-4	Ethylbenzene	5	U
108-38-3	m,p-Xylene	5	U

1A

EPA SAMPLE NO.

VOLATILE ORGANICS ANALYSIS DATA SHEET

VBLK04

Lab Name: UPSTATE LABS Contract: ENVIRO HY

Lab Code: 10170 Case No.: 01 SAS No.: SDG No.: ENH01

Matrix: (soil/water) SOIL Lab Sample ID: METHOD BLANK

Sample wt/vol: 5.0 (g/ml) G Lab File ID: D5207.D

Level: (low/med) LOW Date Received: 3/2/01

% Moisture: not dec. 0 Date Analyzed: 3/12/01

GC Column: RTX-VM ID: 0.53 (mm) Dilution Factor: 1.0

Soil Extract Volume: (uL) Soil Aliquot Volume: (uL)

CAS NO.	COMPOUND	CONCENTRATION UNITS: (ug/L or ug/Kg) UG/KG	Q
95-47-6	o-Xylene	5	U
100-42-5	Styrene	5	U
75-25-2	Bromoform	5	U
79-34-5	1,1,2,2-Tetrachloroethane	5	U
96-18-4	1,2,3-Trichloropropane	5	U
110-57-6	1,4-Dichloro-2-butene	10	U
541-73-1	1,3-Dichlorobenzene	5	U
106-46-7	1,4-Dichlorobenzene	5	U
95-50-1	1,2-Dichlorobenzene	5	U
96-12-8	1,2-Dibromo-3-chloro-propane	10	U

1E

VOLATILE ORGANICS ANALYSIS DATA SHEET
TENTATIVELY IDENTIFIED COMPOUNDS

EPA SAMPLE NO.

VBLK04

Lab Name: UPSTATE LABS Contract: ENVIRO HY

Lab Code: 10170 Case No.: 01 SAS No.: SDG No.: ENH01

Matrix: (soil/water) SOIL Lab Sample ID: METHOD BLANK

Sample wt/vol: 5.0 (g/ml) G Lab File ID: D5207.D

Level: (low/med) LOW Date Received: 3/2/01

% Moisture: not dec. 0 Date Analyzed: 3/12/01

GC Column: RTX-VM ID: 0.53 (mm) Dilution Factor: 1.0

Soil Extract Volume: 1 (uL) Soil Aliquot Volume: 1 (uL)

CONCENTRATION UNITS:
(ug/L or ug/Kg) UG/KG

Number TICs found: 0

CAS NO.	COMPOUND NAME	RT	EST. CONC.	Q

Quantitation Report (QT Reviewed)

Data File : D:\DATA\D5207.D
Acq On : 12 Mar 2001 8:04 pm
Sample : mb
Misc : 5MLS
MS Integration Params: rteint.p
Quant Time: Mar 21 11:23 2001

Vial: 13
Operator: K.LOCKER
Inst : #13
Multiplr: 1.00
Quant Results File: D30960XS.RES

Quant Method : C:\HPCHEM\1\METHODS\D30960XS.M (RTE Integrator)
Title : VOA 8260 Calibration
Last Update : Wed Mar 21 11:21:50 2001
Response via : Continuing Cal File: D:\DATA\D5213.D
DataAcq Meth : D30960XS

Internal Standards	R.T.	QIon	Response	Conc	Units	Dev(Min)
1) Pentafluorobenzene	10.36	168	425756	50.00	ug/L	0.00
32) 1,4-Difluorobenzene	11.27	114	374776	50.00	ug/L	0.01
50) Chlorobenzene-d5	15.85	117	265747	50.00	ug/L	0.00
72) 1,4-Dichlorobenzene-d4	19.67	152	203550	50.00	ug/L	0.01
System Monitoring Compounds						
30) Dibromofluoromethane	9.40	113	433460m	44.04	ug/L	0.00
Spiked Amount 50.000	Range 86 - 118		Recovery = 88.08%			
44) Toluene-d8	13.47	98	279927	44.56	ug/L	0.00
Spiked Amount 50.000	Range 88 - 110		Recovery = 89.12%			
49) Bromofluorobenzene	17.80	95	306544	37.66	ug/L	0.01
Spiked Amount 50.000	Range 86 - 115		Recovery = 75.32%#			
Target Compounds						Qvalue
15) Methylene Chloride	5.44	84	10981	3.15	ug/L	90

(#) = qualifier out of range (m) = manual integration 0000278

Quantitation Report

Data File : D:\DATA\D5207.D
Acq On : 12 Mar 2001 8:04 pm
Sample : mb
Misc : 5MLS
MS Integration Params: rteint.p
Quant Time: Mar 21 11:23 2001

Vial: 13
Operator: K.LOCKER
Inst : #13
Multiplr: 1.00

Quant Results File: D30960XS.RES

Method : C:\HPCHEM\1\METHODS\D30960XS.M (RTE Integrator)
Title : VOA 8260 Calibration
Last Update : Wed Mar 21 11:21:50 2001
Response via : Continuing Cal File: D:\DATA\D5213.D

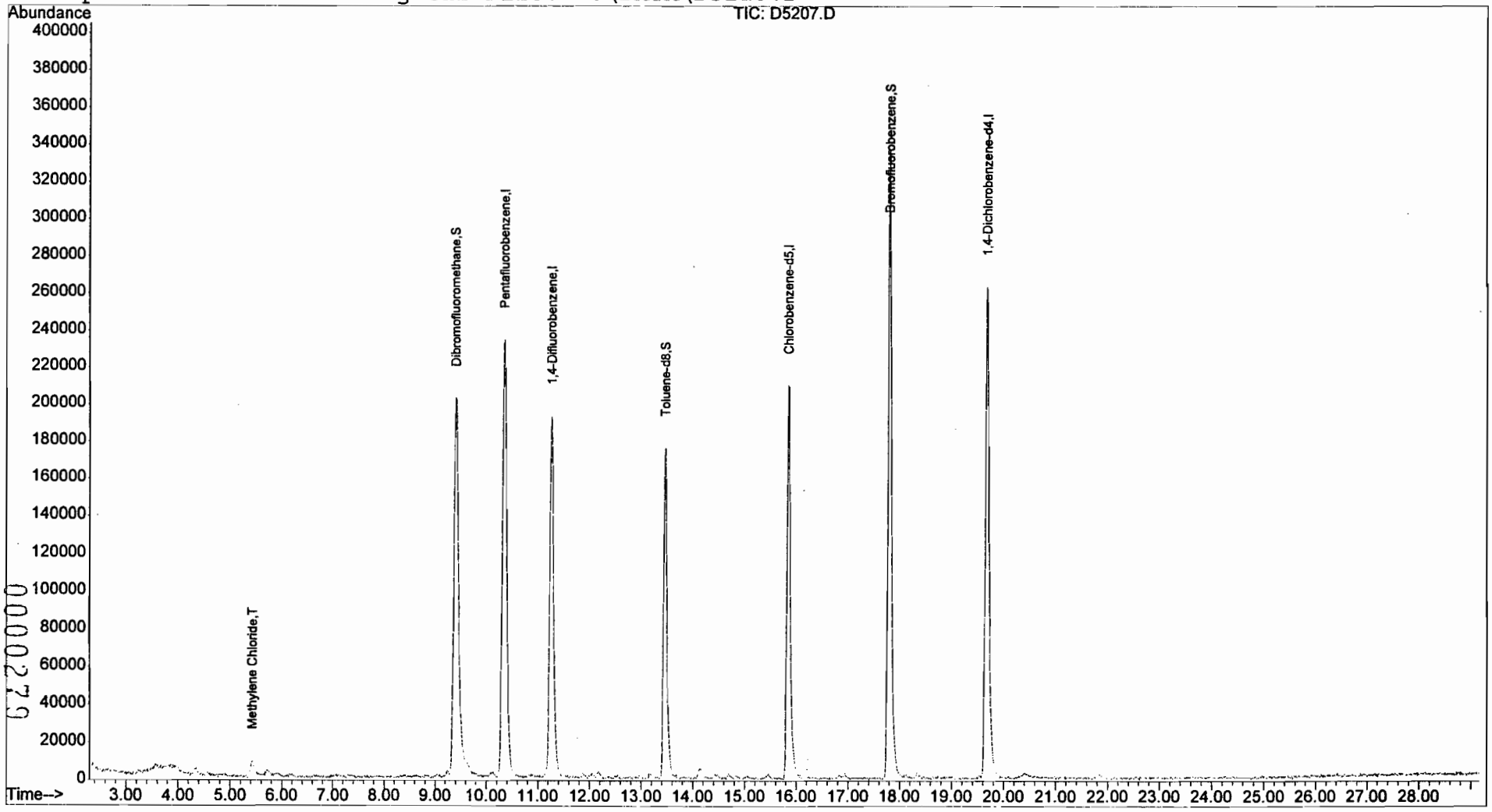

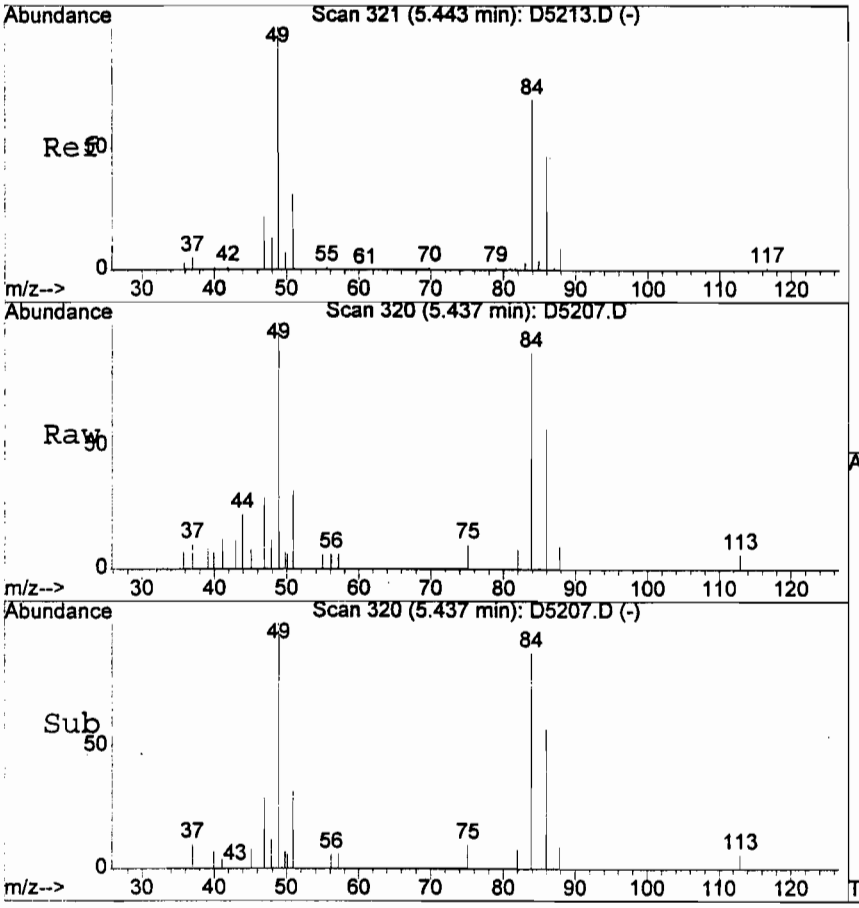

#15
Methylene Chloride
Concen: 3.15 ug/L
RT: 5.44 min Scan# 320
Delta R.T. -0.01 min
Lab File: D5207.D
Acq: 12 Mar 2001 8:04 pm

Tgt Ion: 84 Resp: 10981

Ion	Ratio	Lower	Upper
84	100		
86	61.1	29.6	89.6
49	128.7	115.1	175.1

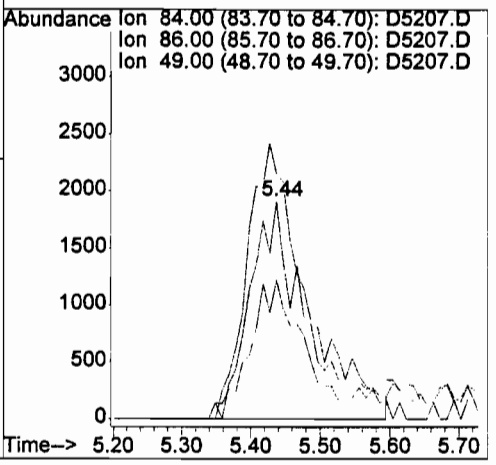

LSC Report - Integrated Chromatogram

File : D:\DATA\D5207.D
Operator : K.LOCKER
Acquired : 12 Mar 2001 8:04 pm using AcqMethod D30960XS
Instrument : #13
Sample Name: mb
Misc Info : 5MLS
Vial Number: 13
Quant File :D30960XS.RES (RTE Integrator)

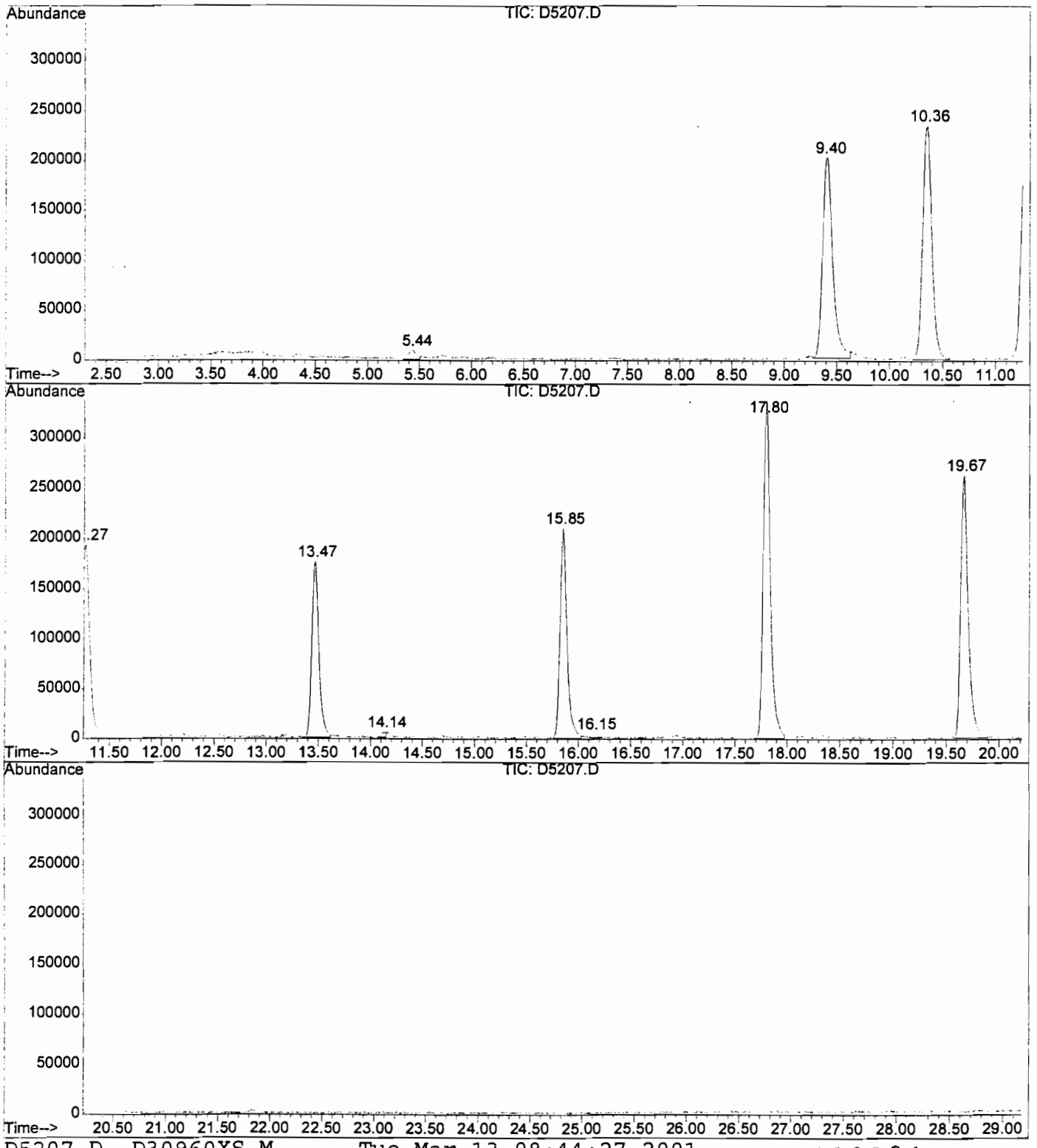

D5207.D D30960XS.M Tue Mar 13 08:44:27 2001

1A

EPA SAMPLE NO.

VOLATILE ORGANICS ANALYSIS DATA SHEET

VMBS01

Lab Name: UPSTATE LABS Contract: ENVIRONM

Lab Code: 10170 Case No.: 01 SAS No.: SDG No.: ENH01

Matrix: (soil/water) WATER Lab Sample ID: BLANK SPIKE

Sample wt/vol: 5.0 (g/ml) ML Lab File ID: C8041.D

Level: (low/med) LOW Date Received: 3/2/01

% Moisture: not dec. Date Analyzed: 3/7/01

GC Column: RTX-VO ID: 0.53 (mm) Dilution Factor: 1.0

Soil Extract Volume: (uL) Soil Aliquot Volume: (uL)

CAS NO.	COMPOUND	CONCENTRATION UNITS: (ug/L or ug/Kg) UG/L	Q
74-87-3	Chloromethane	49	
75-1-4	Vinyl Chloride	50	
74-83-9	Bromomethane	52	
75-00-3	Chloroethane	49	
75-69-4	Trichlorofluoromethane	48	
67-64-1	Acetone	48	
75-35-4	1,1-Dichloroethene	49	
74-88-4	Iodomethane	50	
75-15-0	Carbon Disulfide	49	
75-09-2	Methylene Chloride	51	B
107-13-1	Acrylonitrile	210	
156-60-5	trans-1,2-Dichloroethene	49	
75-34-33	1,1-Dichloroethane	50	
108-5-4	Vinyl Acetate	48	J
78-93-3	2-Butanone	56	
156-59-2	cis-1,2-Dichloroethene	49	
67-66-3	Chloroform	50	
74-97-5	Bromochloromethane	49	
71-55-6	1,1,1-Trichloroethane	51	
56-23-5	Carbon Tetrachloride	47	
71-43-2	Benzene	49	
107-06-2	1,2-Dichloroethane	48	
97-01-6	Trichloroethene	49	
78-87-5	1,2-Dichloropropane	49	
75-27-4	Bromodichloromethane	49	
74-95-3	Dibromomethane	49	
108-10-1	4-Methyl-2-pentanone	51	
10061-1-5	cis-1,3-Dichloropropene	48	
108-88-3	Toluene	48	
10061-2-6	trans-1,3-Dichloropropene	48	
79-00-5	1,1,2-Trichloroethane	49	
591-78-6	2-Hexanone	49	
127-18-4	Tetrachloroethene	46	
124-48-1	Dibromochloromethane	48	
106-93-4	1,2-Dibromoethane	49	
108-90-7	Chlorobenzene	48	
630-20-6	1,1,1,2-Tetrachloroethane	49	
100-41-4	Ethylbenzene	48	
108-38-3	m,p-Xylene	95	

1A

EPA SAMPLE NO.

VOLATILE ORGANICS ANALYSIS DATA SHEET

VMBS01

Lab Name: UPSTATE LABS Contract: ENVIRONM

Lab Code: 10170 Case No.: 01 SAS No.: SDG No.: ENH01

Matrix: (soil/water) WATER Lab Sample ID: BLANK SPIKE

Sample wt/vol: 5.0 (g/ml) ML Lab File ID: C8041.D

Level: (low/med) LOW Date Received: 3/2/01

% Moisture: not dec. Date Analyzed: 3/7/01

GC Column: RTX-VO ID: 0.53 (mm) Dilution Factor: 1.0

Soil Extract Volume: (uL) Soil Aliquot Volume: (uL)

CAS NO.	COMPOUND	CONCENTRATION UNITS: (ug/L or ug/Kg) UG/L	Q
95-47-6	o-Xylene	49	
100-42-5	Styrene	48	
75-25-2	Bromoform	49	
79-34-5	1,1,2,2-Tetrachloroethane	50	
96-18-4	1,2,3-Trichloropropane	50	
110-57-6	1,4-Dichloro-2-butene	50	
541-73-1	1,3-Dichlorobenzene	47	
106-46-7	1,4-Dichlorobenzene	47	
95-50-1	1,2-Dichlorobenzene	47	
96-12-8	1,2-Dibromo-3-chloro-propane	54	

Quantitation Report (QT Reviewed)

Data File : D:\DATA\C8041.D
Acq On : 7 Mar 2001 12:22 pm
Sample : RS
Misc : 5MLS
MS Integration Params: rteint.p
Quant Time: Mar 8 7:54 2001

Vial: 5
Operator: K.LOCKER
Inst : #12
Multiplr: 1.00
Quant Results File: C030660.RES

Quant Method : C:\HPCHEM\1\METHODS\C030660.M (RTE Integrator)
Title : VOA 8260 Calibration
Last Update : Wed Mar 07 11:31:06 2001
Response via : Continuing Cal File: D:\DATA\C8039.D
DataAcq Meth : C030660

Internal Standards	R.T.	QIon	Response	Conc	Units	Dev(Min)
1) Pentafluorobenzene	8.53	168	260081	50.00	ug/L	0.05
32) 1,4-Difluorobenzene	11.80	114	284304	50.00	ug/L	0.02
50) Chlorobenzene-d5	18.97	117	210938	50.00	ug/L	0.02
72) 1,4-Dichlorobenzene-d4	23.57	152	134642	50.00	ug/L	0.00
System Monitoring Compounds						
30) Dibromofluoromethane	8.33	113	197569	50.28	ug/L	0.03
Spiked Amount 50.000	Range 86 - 118		Recovery = 100.56%			
44) Toluene-d8	15.80	98	251922	49.21	ug/L	0.02
Spiked Amount 50.000	Range 88 - 110		Recovery = 98.42%			
49) Bromofluorobenzene	21.36	95	242905	49.92	ug/L	0.00
Spiked Amount 50.000	Range 86 - 115		Recovery = 99.84%			
Target Compounds						Qvalue
2) Dichlorodifluoromethane	2.24	85	41538	47.62	ug/L	99
3) Chloromethane	2.45	50	34155	48.79	ug/L	99
4) Vinyl Chloride	2.53	62	42651	49.78	ug/L	98
5) Bromomethane	2.91	94	62338	52.04	ug/L	98
6) Chloroethane	3.01	64	34545	48.93	ug/L	97
7) Trichlorofluoromethane	3.33	101	166644	48.35	ug/L	98
8) Acrolein	3.71	56	9322	99.18	ug/L	89
9) Acetone	3.82	43	22269	48.26	ug/L	96
10) 1,1-Dichloroethene	4.00	96	84390	49.27	ug/L	92
11) Acetonitrile	4.47	41	70421	514.56	ug/L	97
12) Iodomethane	4.31	142	141981	50.06	ug/L	95
13) Allyl Chloride	4.47	41	70421	51.46	ug/L	86
14) Carbon Disulfide	4.59	76	107069	48.70	ug/L	100
15) Methylene Chloride	4.60	84	88211	50.63	ug/L	99
16) MTBE	5.08	73	145620	49.71	ug/L	98
17) Acrylonitrile	4.72	53	58946	206.49	ug/L	98
18) trans-1,2-Dichloroethene	5.15	96	88025	48.82	ug/L	90
19) 1,1-Dichloroethane	5.90	63	152679	50.23	ug/L	98
20) Vinyl Acetate	6.01	43	128862m	48.22	ug/L	
21) Chloroprene	6.17	53	80897	48.51	ug/L	93
22) 2-Butanone	6.91	43	36356	55.94	ug/L #	41
23) Propionitrile	6.85	54	43298	506.13	ug/L	100
24) 2,2-Dichloropropane	7.26	77	84899	49.86	ug/L	97
25) cis-1,2-Dichloroethene	7.28	96	71239	49.47	ug/L	93
26) Methacrylonitrile	7.47	41	17554	51.62	ug/L	96
27) Chloroform	7.74	83	193941	49.98	ug/L	100
28) Bromochloromethane	8.06	128	44118	49.21	ug/L	99
29) Isobutyl Alcohol	8.05	43	18201	5434.45	ug/L	96

(#) = qualifier out of range (m) = manual integration

Quantitation Report (QT Reviewed)

Data File : D:\DATA\C8041.D Vial: 5
Acq On : 7 Mar 2001 12:22 pm Operator: K.LOCKER
Sample : RS Inst : #12
Misc : 5MLS Multiplr: 1.00
MS Integration Params: rteint.p
Quant Time: Mar 8 7:54 2001 Quant Results File: C030660.RES

Quant Method : C:\HPCHEM\1\METHODS\C030660.M (RTE Integrator)
Title : VOA 8260 Calibration
Last Update : Wed Mar 07 11:31:06 2001
Response via : Continuing Cal File: D:\DATA\C8039.D
DataAcq Meth : C030660

	Compound	R.T.	QIon	Response	Conc Unit	Qvalue
31)	1,1,1-Trichloroethane	9.09	97	183433	50.53 ug/L	98
33)	1,1-Dichloropropene	9.71	75	127529	48.05 ug/L	98
34)	Carbon Tetrachloride	10.00	117	164846	46.87 ug/L	99
35)	Benzene	10.51	78	222635	48.89 ug/L	100
36)	1,2-Dichloroethane	10.40	62	103136	48.40 ug/L	93
37)	Trichloroethene	12.68	95	125692	48.91 ug/L	92
38)	1,2-Dichloropropane	13.10	63	105113	49.00 ug/L	99
39)	Methyl Methacrylate	13.65	41	39433	51.33 ug/L	93
40)	Bromodichloromethane	13.65	83	216672	48.56 ug/L	99
41)	Dibromomethane	13.65	93	82735	49.17 ug/L	89
42)	4-Methyl-2-pentanone	14.98	43	50611	51.30 ug/L	99
43)	cis-1,3-Dichloropropene	15.20	75	145396	48.36 ug/L	98
45)	Toluene	15.97	92	147009	48.33 ug/L	99
46)	trans-1,3-Dichloropropene	16.39	75	113855	48.41 ug/L	98
47)	Ethyl Methacrylate	16.71	69	55854	48.35 ug/L	95
48)	1,1,2-Trichloroethane	16.67	83	78253	48.96 ug/L	97
51)	2-Hexanone	16.99	43	40542	49.33 ug/L	95
52)	1,3-Dichloropropane	17.23	76	120187	49.00 ug/L	100
53)	Tetrachloroethene	17.44	166	131829	46.27 ug/L	93
54)	Dibromochloromethane	17.63	129	188366	48.18 ug/L	99
55)	1,2-Dibromoethane	18.04	107	106603	48.97 ug/L	99
56)	Chlorobenzene	19.04	112	212601	48.37 ug/L	97
57)	1,1,1,2-Tetrachloroethane	19.16	131	83921	48.57 ug/L	99
58)	Ethylbenzene	19.28	91	288492	47.85 ug/L	99
59)	m,p-Xylene	19.46	106	219429	94.80 ug/L	93
60)	o-Xylene	20.27	106	110031	48.54 ug/L	93
61)	Styrene	20.31	104	198510	47.84 ug/L	89
62)	Bromoform	20.69	173	129117	48.97 ug/L	100
63)	1,1,2,2-Tetrachloroethane	21.22	83	131241	49.56 ug/L	98
64)	1,2,3-Trichloropropane	21.47	75	62880	50.40 ug/L	98
65)	1,4-Dichloro-2-butene	21.66	75	17279	49.89 ug/L	94
66)	1,3,5-Trimethylbenzene	22.12	105	225130	46.79 ug/L	94
67)	1,2,4-Trimethylbenzene	22.82	105	239230	46.89 ug/L	94
68)	1,3-Dichlorobenzene	23.43	146	182640	47.12 ug/L	96
69)	1,4-Dichlorobenzene	23.63	146	185269	46.80 ug/L	96
70)	1,2-Dichlorobenzene	24.25	146	173543	47.40 ug/L	94
71)	1,2-Dibromo-3-chloro-propa	25.63	75	25173	54.17 ug/L	81

(#) = qualifier out of range (m) = manual integration

Quantitation Report

Data File : D:\DATA\C8041.D
Acq On : 7 Mar 2001 12:22 pm
Sample : RS
Misc : 5MLS
MS Integration Params: rteint.p
Quant Time: Mar 8 7:54 2001

Vial: 5
Operator: K.LOCKER
Inst : #12
Multiplr: 1.00

Quant Results File: C030660.RES

Method : C:\HPCHEM\1\METHODS\C030660.M (RTE Integrator)
Title : VOA 8260 Calibration
Last Update : Wed Mar 07 11:31:06 2001
Response via : Continuing Cal File: D:\DATA\C8039.D

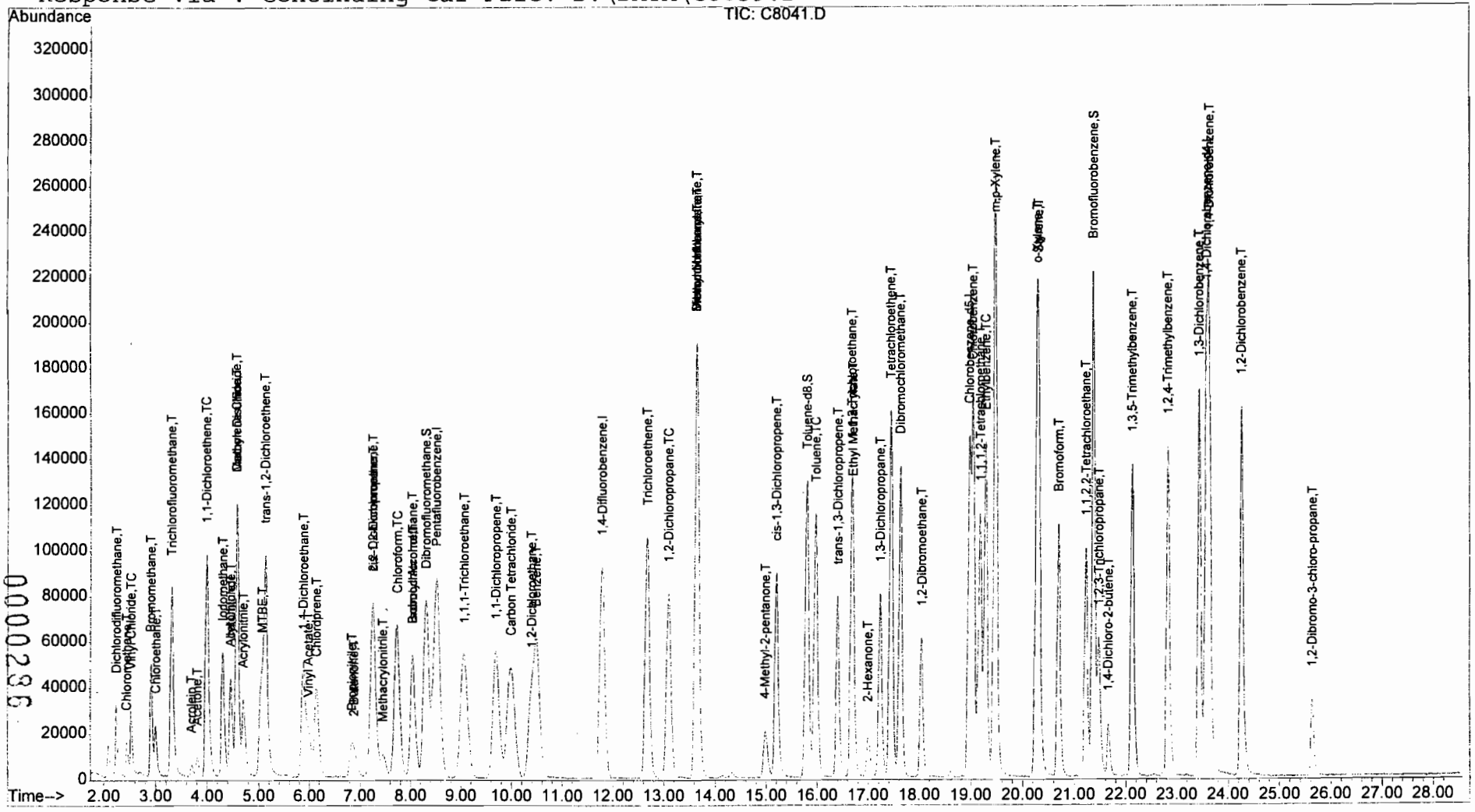

1A

EPA SAMPLE NO.

VOLATILE ORGANICS ANALYSIS DATA SHEET

VMBS02

Lab Name: UPSTATE LABS Contract: ENVIRONM

Lab Code: 10170 Case No.: 01 SAS No.: SDG No.: ENH01

Matrix: (soil/water) WATER Lab Sample ID: BLANK SPIKE

Sample wt/vol: 5.0 (g/ml) ML Lab File ID: C8059.D

Level: (low/med) LOW Date Received: 3/2/01

% Moisture: not dec. Date Analyzed: 3/8/01

GC Column: RTX-VO ID: 0.53 (mm) Dilution Factor: 1.0

Soil Extract Volume: (uL) Soil Aliquot Volume: (uL)

CAS NO.	COMPOUND	CONCENTRATION UNITS: (ug/L or ug/Kg) UG/L	Q
74-87-3	Chloromethane	51	
75-1-4	Vinyl Chloride	50	
74-83-9	Bromomethane	51	
75-00-3	Chloroethane	51	
75-69-4	Trichlorofluoromethane	50	
67-64-1	Acetone	47	
75-35-4	1,1-Dichloroethene	51	
74-88-4	Iodomethane	52	
75-15-0	Carbon Disulfide	50	
75-09-2	Methylene Chloride	51	B
107-13-1	Acrylonitrile	210	
156-60-5	trans-1,2-Dichloroethene	51	
75-34-33	1,1-Dichloroethane	51	
108-5-4	Vinyl Acetate	34	J
78-93-3	2-Butanone	49	
156-59-2	cis-1,2-Dichloroethene	52	
67-66-3	Chloroform	51	
74-97-5	Bromochloromethane	50	
71-55-6	1,1,1-Trichloroethane	51	
56-23-5	Carbon Tetrachloride	49	
71-43-2	Benzene	52	
107-06-2	1,2-Dichloroethane	51	
97-01-6	Trichloroethene	51	
78-87-5	1,2-Dichloropropane	51	
75-27-4	Bromodichloromethane	51	
74-95-3	Dibromomethane	52	
108-10-1	4-Methyl-2-pentanone	50	
10061-1-5	cis-1,3-Dichloropropene	51	
108-88-3	Toluene	51	
10061-2-6	trans-1,3-Dichloropropene	51	
79-00-5	1,1,2-Trichloroethane	51	
591-78-6	2-Hexanone	47	
127-18-4	Tetrachloroethene	50	
124-48-1	Dibromochloromethane	51	
106-93-4	1,2-Dibromoethane	52	
108-90-7	Chlorobenzene	51	
630-20-6	1,1,1,2-Tetrachloroethane	51	
100-41-4	Ethylbenzene	51	
108-38-3	m,p-Xylene	100	

1A

EPA SAMPLE NO.

VOLATILE ORGANICS ANALYSIS DATA SHEET

VMBS02

Lab Name: UPSTATE LABS Contract: ENVIRONM

Lab Code: 10170 Case No.: 01 SAS No.: SDG No.: ENH01

Matrix: (soil/water) WATER Lab Sample ID: BLANK SPIKE

Sample wt/vol: 5.0 (g/ml) ML Lab File ID: C8059.D

Level: (low/med) LOW Date Received: 3/2/01

% Moisture: not dec. Date Analyzed: 3/8/01

GC Column: RTX-VO ID: 0.53 (mm) Dilution Factor: 1.0

Soil Extract Volume: (uL) Soil Aliquot Volume: (uL)

CAS NO.	COMPOUND	CONCENTRATION UNITS: (ug/L or ug/Kg) UG/L	Q
95-47-6	o-Xylene	51	
100-42-5	Styrene	51	
75-25-2	Bromoform	52	
79-34-5	1,1,2,2-Tetrachloroethane	52	
96-18-4	1,2,3-Trichloropropane	52	
110-57-6	1,4-Dichloro-2-butene	53	
541-73-1	1,3-Dichlorobenzene	52	
106-46-7	1,4-Dichlorobenzene	51	
95-50-1	1,2-Dichlorobenzene	51	
96-12-8	1,2-Dibromo-3-chloro-propane	51	

Quantitation Report (QT Reviewed)

Data File : D:\DATA\C8059.D
Acq On : 8 Mar 2001 12:00 pm
Sample : RS
Misc : 5MLS
MS Integration Params: rteint.p
Quant Time: Mar 8 12:28 2001

Vial: 4
Operator: K.LOCKER
Inst : #12
Multiplr: 1.00
Quant Results File: C030660.RES

Quant Method : C:\HPCHEM\1\METHODS\C030660.M (RTE Integrator)
Title : VOA 8260 Calibration
Last Update : Thu Mar 08 11:01:00 2001
Response via : Continuing Cal File: D:\DATA\C8057.D
DataAcq Meth : C030660

Internal Standards	R.T.	QIon	Response	Conc	Units	Dev(Min)
1) Pentafluorobenzene	8.53	168	269100	50.00	ug/L	0.05
32) 1,4-Difluorobenzene	11.80	114	286888	50.00	ug/L	0.02
50) Chlorobenzene-d5	18.96	117	210914	50.00	ug/L	0.00
72) 1,4-Dichlorobenzene-d4	23.56	152	137082	50.00	ug/L	-0.01
System Monitoring Compounds						
30) Dibromofluoromethane	8.32	113	196061	52.24	ug/L	0.03
Spiked Amount 50.000	Range 86 - 118		Recovery = 104.48%			
44) Toluene-d8	15.79	98	247400	51.82	ug/L	0.00
Spiked Amount 50.000	Range 88 - 110		Recovery = 103.64%			
49) Bromofluorobenzene	21.35	95	240887	52.63	ug/L	-0.01
Spiked Amount 50.000	Range 86 - 115		Recovery = 105.26%			
Target Compounds						Qvalue
2) Dichlorodifluoromethane	2.24	85	42144	50.76	ug/L	98
3) Chloromethane	2.44	50	33995	51.47	ug/L	100
4) Vinyl Chloride	2.53	62	42816	50.39	ug/L	96
5) Bromomethane	2.91	94	61027	51.34	ug/L	99
6) Chloroethane	3.01	64	34799	50.69	ug/L	95
7) Trichlorofluoromethane	3.33	101	174202	49.95	ug/L	98
8) Acrolein	3.70	56	9768	108.15	ug/L	86
9) Acetone	3.82	43	20064	47.19	ug/L	95
10) 1,1-Dichloroethene	4.00	96	86189	51.31	ug/L	93
11) Acetonitrile	4.47	41	69790	552.47	ug/L	96
12) Iodomethane	4.31	142	142137	51.51	ug/L	95
13) Allyl Chloride	4.47	41	69790	55.25	ug/L	87
14) Carbon Disulfide	4.59	76	107472	50.24	ug/L	100
15) Methylene Chloride	4.60	84	87781	51.40	ug/L	99
16) MTBE	5.07	73	146779	50.63	ug/L	98
17) Acrylonitrile	4.72	53	57048	208.12	ug/L	98
18) trans-1,2-Dichloroethene	5.15	96	90231	51.30	ug/L	92
19) 1,1-Dichloroethane	5.90	63	152293	50.96	ug/L	99
20) Vinyl Acetate	6.00	43	97713	33.69	ug/L	100
21) Chloroprene	6.15	53	81712	50.70	ug/L	92
22) 2-Butanone	6.91	43	32827	49.34	ug/L #	41
23) Propionitrile	6.83	54	41266	496.19	ug/L	97
24) 2,2-Dichloropropane	7.26	77	86133	49.44	ug/L	98
25) cis-1,2-Dichloroethene	7.27	96	70545	51.57	ug/L	95
26) Methacrylonitrile	7.45	41	16718	51.42	ug/L	99
27) Chloroform	7.73	83	194682	51.24	ug/L	100
28) Bromochloromethane	8.05	128	43256	50.25	ug/L	98
29) Isobutyl Alcohol	8.05	43	16305	5133.35	ug/L	96

(#) = qualifier out of range (m) = manual integration

Quantitation Report (QT Reviewed)

Data File : D:\DATA\C8059.D
Acq On : 8 Mar 2001 12:00 pm
Sample : RS
Misc : 5MLS
MS Integration Params: rteint.p
Quant Time: Mar 8 12:28 2001

Vial: 4
Operator: K.LOCKER
Inst : #12
Multiplr: 1.00
Quant Results File: C030660.RES

Quant Method : C:\HPCHEM\1\METHODS\C030660.M (RTE Integrator)
Title : VOA 8260 Calibration
Last Update : Thu Mar 08 11:01:00 2001
Response via : Continuing Cal File: D:\DATA\C8057.D
DataAcq Meth : C030660

	Compound	R.T.	QIon	Response	Conc	Unit	Qvalue
31)	1,1,1-Trichloroethane	9.07	97	186467	50.85	ug/L	98
33)	1,1-Dichloropropene	9.72	75	129472	50.93	ug/L	98
34)	Carbon Tetrachloride	10.00	117	168228	48.65	ug/L	99
35)	Benzene	10.50	78	225679	51.56	ug/L	100
36)	1,2-Dichloroethane	10.40	62	103738	51.48	ug/L	93
37)	Trichloroethene	12.68	95	126059	50.90	ug/L	93
38)	1,2-Dichloropropane	13.10	63	105124	51.35	ug/L	99
39)	Methyl Methacrylate	13.64	41	36974	52.64	ug/L	94
40)	Bromodichloromethane	13.65	83	219516	51.13	ug/L	100
41)	Dibromomethane	13.65	93	80897	51.72	ug/L	89
42)	4-Methyl-2-pentanone	14.98	43	45896	50.41	ug/L	100
43)	cis-1,3-Dichloropropene	15.20	75	148034	51.11	ug/L	98
45)	Toluene	15.97	92	150544	50.66	ug/L	100
46)	trans-1,3-Dichloropropene	16.39	75	116882	51.48	ug/L	98
47)	Ethyl Methacrylate	16.70	69	53296	48.95	ug/L	94
48)	1,1,2-Trichloroethane	16.67	83	77465	50.99	ug/L	97
51)	2-Hexanone	16.99	43	34314	46.72	ug/L	94
52)	1,3-Dichloropropane	17.23	76	117028	51.42	ug/L	100
53)	Tetrachloroethene	17.44	166	139922	50.23	ug/L	93
54)	Dibromochloromethane	17.61	129	185313	50.86	ug/L	100
55)	1,2-Dibromoethane	18.03	107	104357	51.95	ug/L	99
56)	Chlorobenzene	19.02	112	212975	50.88	ug/L	95
57)	1,1,1,2-Tetrachloroethane	19.16	131	82549	51.11	ug/L	99
58)	Ethylbenzene	19.27	91	297841	51.32	ug/L	99
59)	m,p-Xylene	19.46	106	226624	103.69	ug/L	93
60)	o-Xylene	20.26	106	113431	51.38	ug/L	93
61)	Styrene	20.30	104	197851	51.15	ug/L	90
62)	Bromoform	20.68	173	126679	51.81	ug/L	98
63)	1,1,2,2-Tetrachloroethane	21.21	83	129006	52.06	ug/L	98
64)	1,2,3-Trichloropropane	21.47	75	60363	52.35	ug/L	99
65)	1,4-Dichloro-2-butene	21.65	75	16553	52.60	ug/L	94
66)	1,3,5-Trimethylbenzene	22.12	105	242764	50.71	ug/L	94
67)	1,2,4-Trimethylbenzene	22.82	105	259373	50.94	ug/L	93
68)	1,3-Dichlorobenzene	23.42	146	189601	51.53	ug/L	97
69)	1,4-Dichlorobenzene	23.62	146	190959	51.02	ug/L	97
70)	1,2-Dichlorobenzene	24.25	146	176311	51.04	ug/L	95
71)	1,2-Dibromo-3-chloro-propa	25.63	75	22911	51.32	ug/L	83

(#) = qualifier out of range (m) = manual integration

0000290

Quantitation Report

Data File : D:\DATA\C8059.D
Acq On : 8 Mar 2001 12:00 pm
Sample : RS
Misc : 5MLS
MS Integration Params: rteint.p
Quant Time: Mar 8 12:28 2001

Vial: 4
Operator: K.LOCKER
Inst : #12
Multiplr: 1.00

Quant Results File: C030660.RES

Method : C:\HPCHEM\1\METHODS\C030660.M (RTE Integrator)
Title : VOA 8260 Calibration
Last Update : Thu Mar 08 11:01:00 2001
Response via : Continuing Cal File: D:\DATA\C8057.D

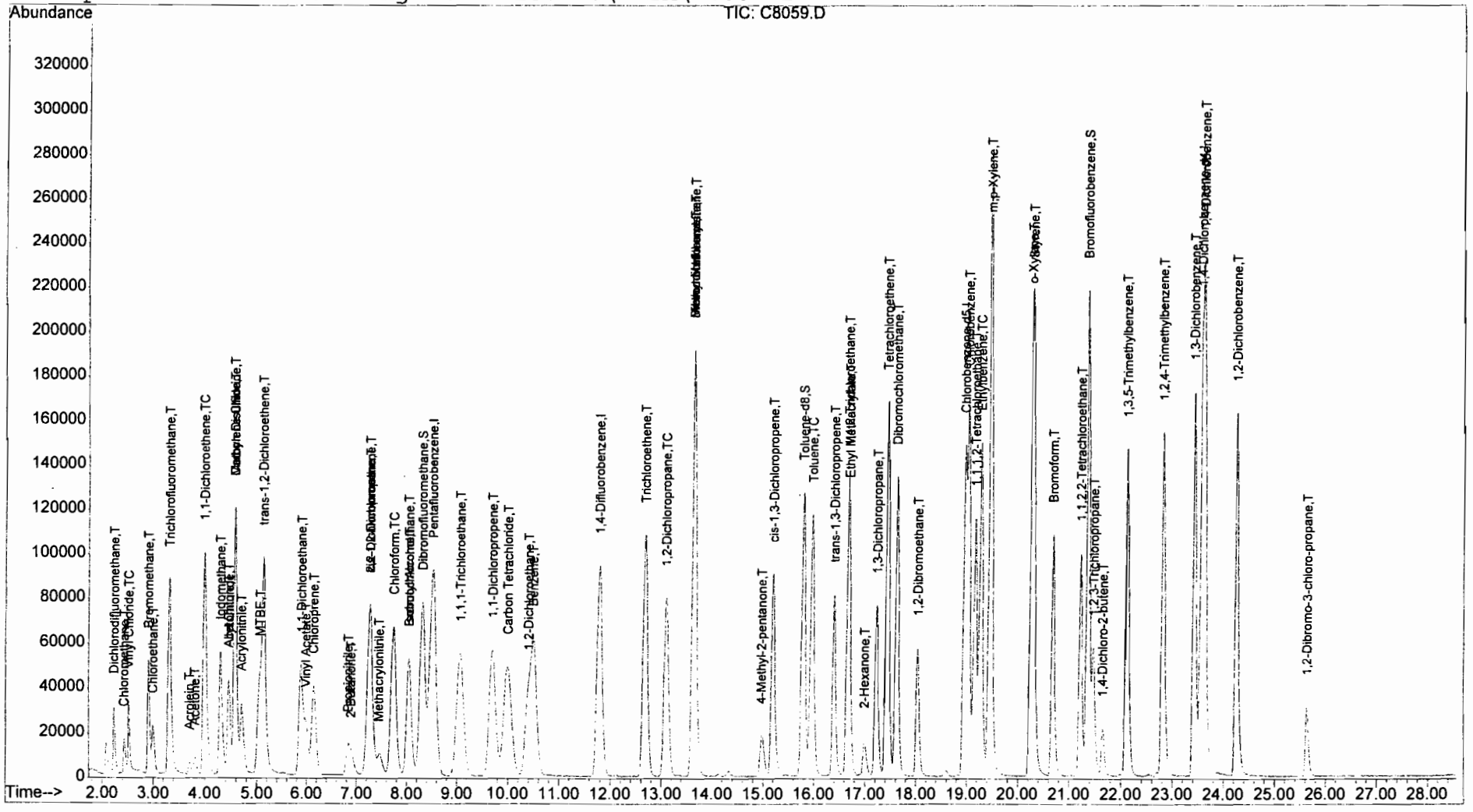

1A

EPA SAMPLE NO.

VOLATILE ORGANICS ANALYSIS DATA SHEET

VMBS03

Lab Name: UPSTATE LABS Contract: ENVIRO HY

Lab Code: 10170 Case No.: 01 SAS No.: _____ SDG No.: ENH01

Matrix: (soil/water) SOIL Lab Sample ID: BLANK SPIKE

Sample wt/vol: 5.0 (g/ml) G Lab File ID: D5188.D

Level: (low/med) LOW Date Received: 3/2/01

% Moisture: not dec. 0 Date Analyzed: 3/9/01

GC Column: RTX-VM ID: 0.53 (mm) Dilution Factor: 1.0

Soil Extract Volume: _____ (uL) Soil Aliquot Volume: _____ (uL)

CONCENTRATION UNITS:

CAS NO.	COMPOUND	(ug/L or ug/Kg) UG/KG	Q
74-87-3	Chloromethane	45	
75-1-4	Vinyl Chloride	40	
74-83-9	Bromomethane	37	
75-00-3	Chloroethane	53	
75-69-4	Trichlorofluoromethane	48	
67-64-1	Acetone	58	B
75-35-4	1,1-Dichloroethene	48	
74-88-4	Iodomethane	53	
75-15-0	Carbon Disulfide	46	
75-09-2	Methylene Chloride	52	B
107-13-1	Acrylonitrile	210	
156-60-5	trans-1,2-Dichloroethene	47	
75-34-33	1,1-Dichloroethane	54	
108-5-4	Vinyl Acetate	58	
78-93-3	2-Butanone	58	
156-59-2	cis-1,2-Dichloroethene	51	
67-66-3	Chloroform	52	
74-97-5	Bromochloromethane	52	
71-55-6	1,1,1-Trichloroethane	46	
56-23-5	Carbon Tetrachloride	42	
71-43-2	Benzene	42	
107-06-2	1,2-Dichloroethane	46	
97-01-6	Trichloroethene	45	
78-87-5	1,2-Dichloropropane	44	
75-27-4	Bromodichloromethane	43	
74-95-3	Dibromomethane	47	
108-10-1	4-Methyl-2-pentanone	53	
10061-1-5	cis-1,3-Dichloropropene	44	
108-88-3	Toluene	43	
10061-2-6	trans-1,3-Dichloropropene	47	
79-00-5	1,1,2-Trichloroethane	46	
591-78-6	2-Hexanone	53	
127-18-4	Tetrachloroethene	43	
124-48-1	Dibromochloromethane	47	
106-93-4	1,2-Dibromoethane	48	
108-90-7	Chlorobenzene	46	
630-20-6	1,1,1,2-Tetrachloroethane	47	
100-41-4	Ethylbenzene	45	
108-38-3	m,p-Xylene	89	

1A

EPA SAMPLE NO.

VOLATILE ORGANICS ANALYSIS DATA SHEET

VMBS03

Lab Name: UPSTATE LABS Contract: ENVIRO HY

Lab Code: 10170 Case No.: 01 SAS No.: _____ SDG No.: ENH01

Matrix: (soil/water) SOIL Lab Sample ID: BLANK SPIKE

Sample wt/vol: 5.0 (g/ml) G Lab File ID: D5188.D

Level: (low/med) LOW Date Received: 3/2/01

% Moisture: not dec. 0 Date Analyzed: 3/9/01

GC Column: RTX-VM ID: 0.53 (mm) Dilution Factor: 1.0

Soil Extract Volume: _____ (uL) Soil Aliquot Volume: _____ (uL)

CAS NO.	COMPOUND	CONCENTRATION UNITS: (ug/L or ug/Kg) UG/KG	Q
95-47-6	o-Xylene	45	
100-42-5	Styrene	46	
75-25-2	Bromoform	50	
79-34-5	1,1,2,2-Tetrachloroethane	53	
96-18-4	1,2,3-Trichloropropane	55	
110-57-6	1,4-Dichloro-2-butene	45	
541-73-1	1,3-Dichlorobenzene	46	
106-46-7	1,4-Dichlorobenzene	47	
95-50-1	1,2-Dichlorobenzene	48	
96-12-8	1,2-Dibromo-3-chloro-propane	57	

Quantitation Report (Not Reviewed)

Data File : D:\DATA\D5188.D Vial: 11
Acq On : 9 Mar 2001 6:09 pm Operator: K.LOCKER
Sample : rs Inst : #13
Misc : 5MLS Multiplr: 1.00
MS Integration Params: rteint.p
Quant Time: Mar 21 11:13 2001 Quant Results File: D30960XS.RES

Quant Method : C:\HPCHEM\1\METHODS\D30960XS.M (RTE Integrator)
Title : VOA 8260 Calibration
Last Update : Wed Mar 21 11:11:39 2001
Response via : Continuing Cal File: D:\DATA\D5182.D
DataAcq Meth : D030860X

Internal Standards	R.T.	QIon	Response	Conc	Units	Dev(Min)
1) Pentafluorobenzene	10.37	168	373004	50.00	ug/L	0.00
32) 1,4-Difluorobenzene	11.28	114	363513	50.00	ug/L	0.00
50) Chlorobenzene-d5	15.86	117	258554	50.00	ug/L	0.00
72) 1,4-Dichlorobenzene-d4	19.68	152	192015	50.00	ug/L	0.00
System Monitoring Compounds						
30) Dibromofluoromethane	9.41	113	393322	50.82	ug/L	-0.02
Spiked Amount 50.000	Range 86 - 118		Recovery = 101.64%			
44) Toluene-d8	13.48	98	271014	42.44	ug/L	0.00
Spiked Amount 50.000	Range 88 - 110		Recovery = 84.88%#			
49) Bromofluorobenzene	17.80	95	313831	46.09	ug/L	-0.02
Spiked Amount 50.000	Range 86 - 115		Recovery = 92.18%			
Target Compounds						Qvalue
2) Dichlorodifluoromethane	2.35	85	79013	35.13	ug/L	96
3) Chloromethane	2.65	50	59430	44.71	ug/L	96
4) Vinyl Chloride	2.76	62	72333	39.67	ug/L	96
5) Bromomethane	3.25	94	125353	37.24	ug/L	94
6) Chloroethane	3.40	64	44149	53.49	ug/L	93
7) Trichlorofluoromethane	3.59	101	301651	48.43	ug/L	94
8) Acrolein	5.08	56	64408	183.70	ug/L	90
9) Acetone	5.71	43	93654	58.03	ug/L	90
10) 1,1-Dichloroethene	4.35	96	130731	47.75	ug/L	92
11) Acetonitrile	5.22	41	99011	423.19	ug/L	96
12) Iodomethane	4.59	142	279832	53.09	ug/L	83
13) Allyl Chloride	5.22	41	99011	52.43	ug/L	92
14) Carbon Disulfide	4.37	76	166432	46.06	ug/L	100
15) Methylene Chloride	5.45	84	160308	51.82	ug/L	93
16) MTBE	6.17	73	272223	53.87	ug/L	80
17) Acrylonitrile	7.37	53	183332	205.77	ug/L	91
18) trans-1,2-Dichloroethene	5.74	96	133850	46.68	ug/L	85
19) 1,1-Dichloroethane	7.15	63	257838	53.58	ug/L	98
20) Vinyl Acetate	9.78	43	102866	57.62	ug/L	100
21) Chloroprene	7.08	53	139721	44.41	ug/L	94
22) 2-Butanone	9.78	43	102866	58.37	ug/L	91
23) Propionitrile	10.28	54	161999	542.95	ug/L	89
24) 2,2-Dichloropropane	8.63	77	138510	49.54	ug/L	98
25) cis-1,2-Dichloroethene	8.41	96	106513	51.33	ug/L	92
26) Methacrylonitrile	8.65	41	103511	50.18	ug/L #	80
27) Chloroform	9.05	83	380307	51.53	ug/L	98
28) Bromochloromethane	8.84	128	96016	51.57	ug/L	98
29) Isobutyl Alcohol	10.89	43	97137	6562.25	ug/L	85

(#) = qualifier out of range (m) = manual integration

Quantitation Report (Not Reviewed)

Data File : D:\DATA\D5188.D
Acq On : 9 Mar 2001 6:09 pm
Sample : rs
Misc : 5MLS
MS Integration Params: rteint.p
Quant Time: Mar 21 11:13 2001

Vial: 11
Operator: K.LOCKER
Inst : #13
Multiplr: 1.00
Quant Results File: D30960XS.RES

Quant Method : C:\HPCHEM\1\METHODS\D30960XS.M (RTE Integrator)
Title : VOA 8260 Calibration
Last Update : Wed Mar 21 11:11:39 2001
Response via : Continuing Cal File: D:\DATA\D5182.D
DataAcq Meth : D030860X

	Compound	R.T.	QIon	Response	Conc	Unit		Qvalue
31)	1,1,1-Trichloroethane	9.40	97	322552	45.53	ug/L		96
33)	1,1-Dichloropropene	9.65	75	202793	41.83	ug/L		93
34)	Carbon Tetrachloride	9.26	117	382325	42.18	ug/L		97
35)	Benzene	10.12	78	272520	42.43	ug/L		100
36)	1,2-Dichloroethane	10.53	62	233938	46.27	ug/L		88
37)	Trichloroethene	11.19	95	223051	45.29	ug/L		81
38)	1,2-Dichloropropane	12.07	63	156321	43.80	ug/L		100
39)	Methyl Methacrylate	12.52	41	117384	50.29	ug/L		90
40)	Bromodichloromethane	12.20	83	452749	43.42	ug/L		96
41)	Dibromomethane	11.89	93	210402	46.88	ug/L	#	75
42)	4-Methyl-2-pentanone	14.19	43	167398	53.13	ug/L		83
43)	cis-1,3-Dichloropropene	13.19	75	212692	43.95	ug/L		92
45)	Toluene	13.56	92	170756	43.12	ug/L		97
46)	trans-1,3-Dichloropropene	14.20	75	199588	46.93	ug/L		99
47)	Ethyl Methacrylate	12.53	69	67448	49.74	ug/L	#	63
48)	1,1,2-Trichloroethane	14.44	83	158957	45.72	ug/L		97
51)	2-Hexanone	15.45	43	140316	52.66	ug/L		99
52)	1,3-Dichloropropane	14.85	76	208009	47.32	ug/L		100
53)	Tetrachloroethene	14.14	166	227694	42.77	ug/L		88
54)	Dibromochloromethane	14.71	129	469248	46.74	ug/L		91
55)	1,2-Dibromoethane	15.06	107	263154	47.52	ug/L		98
56)	Chlorobenzene	15.89	112	277391	45.84	ug/L	#	70
57)	1,1,1,2-Tetrachloroethane	15.99	131	147583	46.81	ug/L		83
58)	Ethylbenzene	15.94	91	360921	45.34	ug/L		69
59)	m,p-Xylene	16.17	106	247470	88.81	ug/L	#	72
60)	o-Xylene	16.84	106	126527	45.42	ug/L		82
61)	Styrene	16.93	104	224931	46.05	ug/L		76
62)	Bromoform	16.96	173	430623	50.27	ug/L		97
63)	1,1,2,2-Tetrachloroethane	18.13	83	363316	52.77	ug/L		97
64)	1,2,3-Trichloropropane	18.35	75	216560	54.69	ug/L	#	56
65)	1,4-Dichloro-2-butene	19.02	75	4759	45.22	ug/L	#	1
66)	1,3,5-Trimethylbenzene	18.35	105	299049	45.65	ug/L		89
67)	1,2,4-Trimethylbenzene	19.01	105	319782	46.29	ug/L		90
68)	1,3-Dichlorobenzene	19.55	146	263205	46.04	ug/L		85
69)	1,4-Dichlorobenzene	19.70	146	285314	47.08	ug/L		87
70)	1,2-Dichlorobenzene	20.43	146	265433	47.70	ug/L		94
71)	1,2-Dibromo-3-chloro-propa	21.84	75	111073	56.72	ug/L	#	64

(#) = qualifier out of range (m) = manual integration

Quantitation Report

Data File : D:\DATA\D5188.D
Acq On : 9 Mar 2001 6:09 pm
Sample : rs
Misc : 5MLS
MS Integration Params: rteint.p
Quant Time: Mar 21 11:13 2001

Vial: 11
Operator: K.LOCKER
Inst : #13
Multiplr: 1.00

Quant Results File: D30960XS.RES

Method : C:\HPCHEM\1\METHODS\D30960XS.M (RTE Integrator)
Title : VOA 8260 Calibration
Last Update : Wed Mar 21 11:11:39 2001
Response via : Continuing Cal File: D:\DATA\D5182.D

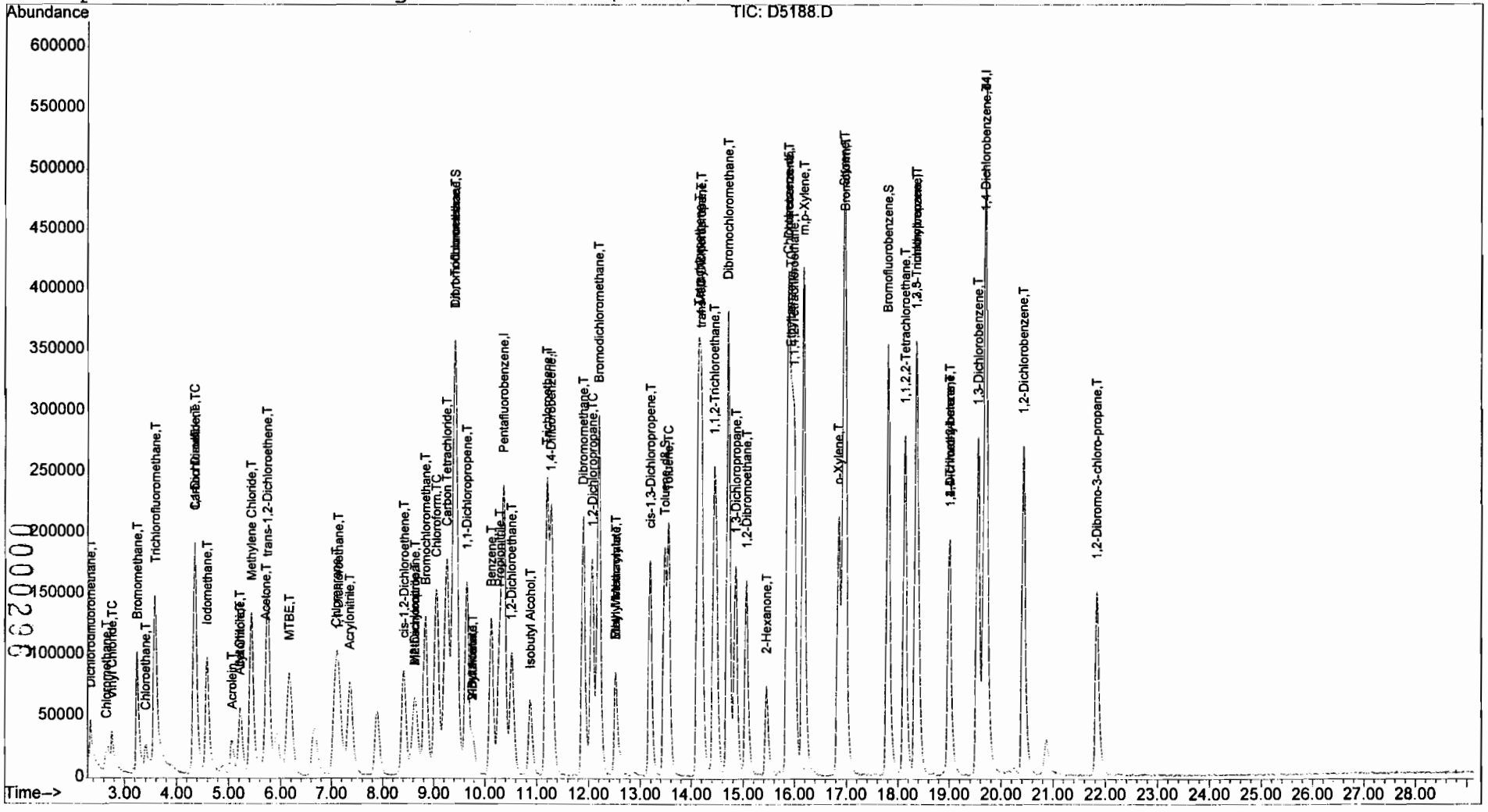

1A

EPA SAMPLE NO.

VOLATILE ORGANICS ANALYSIS DATA SHEET

VMBS04

Lab Name: UPSTATE LABS Contract: ENVIRO HY

Lab Code: 10170 Case No.: 01 SAS No.: SDG No.: ENH01

Matrix: (soil/water) SOIL Lab Sample ID: BLANK SPIKE

Sample wt/vol: 5.0 (g/ml) G Lab File ID: D5208.D

Level: (low/med) LOW Date Received: 3/2/01

% Moisture: not dec. 0 Date Analyzed: 3/12/01

GC Column: RTX-VM ID: 0.53 (mm) Dilution Factor: 1.0

Soil Extract Volume: (uL) Soil Aliquot Volume: (uL)

CAS NO.	COMPOUND	CONCENTRATION UNITS: (ug/L or ug/Kg) UG/KG	Q
74-87-3	Chloromethane	27	
75-1-4	Vinyl Chloride	34	
74-83-9	Bromomethane	33	
75-00-3	Chloroethane	29	
75-69-4	Trichlorofluoromethane	34	
67-64-1	Acetone	32	
75-35-4	1,1-Dichloroethene	41	
74-88-4	Iodomethane	41	
75-15-0	Carbon Disulfide	39	
75-09-2	Methylene Chloride	34	B
107-13-1	Acrylonitrile	130	
156-60-5	trans-1,2-Dichloroethene	40	
75-34-33	1,1-Dichloroethane	36	
108-5-4	Vinyl Acetate	35	J
78-93-3	2-Butanone	35	
156-59-2	cis-1,2-Dichloroethene	37	
67-66-3	Chloroform	34	
74-97-5	Bromochloromethane	36	
71-55-6	1,1,1-Trichloroethane	46	
56-23-5	Carbon Tetrachloride	51	
71-43-2	Benzene	45	
107-06-2	1,2-Dichloroethane	37	
97-01-6	Trichloroethene	47	
78-87-5	1,2-Dichloropropane	43	
75-27-4	Bromodichloromethane	41	
74-95-3	Dibromomethane	37	
108-10-1	4-Methyl-2-pentanone	36	
10061-1-5	cis-1,3-Dichloropropene	41	
108-88-3	Toluene	41	
10061-2-6	trans-1,3-Dichloropropene	38	
79-00-5	1,1,2-Trichloroethane	35	
591-78-6	2-Hexanone	40	
127-18-4	Tetrachloroethene	58	
124-48-1	Dibromochloromethane	47	
106-93-4	1,2-Dibromoethane	48	
108-90-7	Chlorobenzene	47	
630-20-6	1,1,1,2-Tetrachloroethane	48	
100-41-4	Ethylbenzene	49	
108-38-3	m,p-Xylene	93	

1A

EPA SAMPLE NO.

VOLATILE ORGANICS ANALYSIS DATA SHEET

VMBS04

Lab Name: UPSTATE LABS Contract: ENVIRO HY

Lab Code: 10170 Case No.: 01 SAS No.: SDG No.: ENH01

Matrix: (soil/water) SOIL Lab Sample ID: BLANK SPIKE

Sample wt/vol: 5.0 (g/ml) G Lab File ID: D5208.D

Level: (low/med) LOW Date Received: 3/2/01

% Moisture: not dec. 0 Date Analyzed: 3/12/01

GC Column: RTX-VM ID: 0.53 (mm) Dilution Factor: 1.0

Soil Extract Volume: (uL) Soil Aliquot Volume: (uL)

CONCENTRATION UNITS:

CAS NO.	COMPOUND	(ug/L or ug/Kg) UG/KG	Q
95-47-6	o-Xylene	44	
100-42-5	Styrene	42	
75-25-2	Bromoform	43	
79-34-5	1,1,2,2-Tetrachloroethane	38	
96-18-4	1,2,3-Trichloropropane	39	
110-57-6	1,4-Dichloro-2-butene	42	
541-73-1	1,3-Dichlorobenzene	38	
106-46-7	1,4-Dichlorobenzene	37	
95-50-1	1,2-Dichlorobenzene	37	
96-12-8	1,2-Dibromo-3-chloro-propane	39	

Quantitation Report (QT Reviewed)

Data File : D:\DATA\D5208.D
Acq On : 12 Mar 2001 8:43 pm
Sample : rs
Misc : 5MLS
MS Integration Params: rteint.p
Quant Time: Mar 21 11:25 2001

Vial: 14
Operator: K.LOCKER
Inst : #13
Multiplr: 1.00
Quant Results File: D30960XS.RES

Quant Method : C:\HPCHEM\1\METHODS\D30960XS.M (RTE Integrator)
Title : VOA 8260 Calibration
Last Update : Wed Mar 21 11:21:50 2001
Response via : Continuing Cal File: D:\DATA\D5213.D
DataAcq Meth : D30960XS

Internal Standards	R.T.	QIon	Response	Conc	Units	Dev(Min)
1) Pentafluorobenzene	10.35	168	417144	50.00	ug/L	0.00
32) 1,4-Difluorobenzene	11.28	114	364791	50.00	ug/L	0.02
50) Chlorobenzene-d5	15.85	117	269938	50.00	ug/L	0.00
72) 1,4-Dichlorobenzene-d4	19.67	152	207136	50.00	ug/L	0.02
System Monitoring Compounds						
30) Dibromofluoromethane	9.41	113	438644m	45.49	ug/L	0.00
Spiked Amount 50.000	Range 86 - 118		Recovery = 90.98%			
44) Toluene-d8	13.47	98	277860	45.44	ug/L	0.00
Spiked Amount 50.000	Range 88 - 110		Recovery = 90.88%			
49) Bromofluorobenzene	17.79	95	375745m	47.42	ug/L	0.00
Spiked Amount 50.000	Range 86 - 115		Recovery = 94.84%			
Target Compounds						Qvalue
2) Dichlorodifluoromethane	2.35	85	82277m	34.23	ug/L	
3) Chloromethane	2.69	50	48006m	27.03	ug/L	
4) Vinyl Chloride	2.76	62	62729m	34.45	ug/L	
5) Bromomethane	3.24	94	121645	32.81	ug/L	97
6) Chloroethane	3.39	64	29301	28.96	ug/L	88
7) Trichlorofluoromethane	3.58	101	252525	33.70	ug/L	98
8) Acrolein	5.06	56	40268	138.11	ug/L	86
9) Acetone	5.73	43	85004	32.38	ug/L	96
10) 1,1-Dichloroethene	4.34	96	137025m	40.53	ug/L	
11) Acetonitrile	5.21	41	71438	405.82	ug/L	94
12) Iodomethane	4.59	142	260175	41.09	ug/L	84
13) Allyl Chloride	5.21	41	71438	31.54	ug/L	82
14) Carbon Disulfide	4.37	76	138260	38.57	ug/L	100
15) Methylene Chloride	5.44	84	117626	34.39	ug/L	95
16) MTBE	6.17	73	255150	41.71	ug/L	78
17) Acrylonitrile	7.35	53	143624	125.92	ug/L	90
18) trans-1,2-Dichloroethene	5.75	96	134418	40.03	ug/L	96
19) 1,1-Dichloroethane	7.13	63	219656	35.71	ug/L	96
20) Vinyl Acetate	9.77	43	82021	35.06	ug/L	100
21) Chloroprene	7.07	53	121227	46.29	ug/L	92
22) 2-Butanone	9.77	43	82021	35.06	ug/L	97
23) Propionitrile	10.27	54	139131	336.70	ug/L	92
24) 2,2-Dichloropropane	8.64	77	125729	41.88	ug/L	96
25) cis-1,2-Dichloroethene	8.40	96	100741	36.98	ug/L	97
26) Methacrylonitrile	8.62	41	87227	42.16	ug/L #	81
27) Chloroform	9.04	83	358254	34.16	ug/L	98
28) Bromochloromethane	8.84	128	93571	36.31	ug/L #	82
29) Isobutyl Alcohol	10.88	43	84188	3315.96	ug/L	83

(#) = qualifier out of range (m) = manual integration

Quantitation Report (QT Reviewed)

Data File : D:\DATA\D5208.D
Acq On : 12 Mar 2001 8:43 pm
Sample : rs
Misc : 5MLS
MS Integration Params: rteint.p
Quant Time: Mar 21 11:25 2001

Vial: 14
Operator: K.LOCKER
Inst : #13
Multiplr: 1.00
Quant Results File: D30960XS.RES

Quant Method : C:\HPCHEM\1\METHODS\D30960XS.M (RTE Integrator)
Title : VOA 8260 Calibration
Last Update : Wed Mar 21 11:21:50 2001
Response via : Continuing Cal File: D:\DATA\D5213.D
DataAcq Meth : D30960XS

	Compound	R.T.	QIon	Response	Conc	Unit		Qvalue
31)	1,1,1-Trichloroethane	9.40	97	335164	45.95	ug/L		96
33)	1,1-Dichloropropene	9.64	75	183556	51.19	ug/L		96
34)	Carbon Tetrachloride	9.25	117	413831	51.09	ug/L		100
35)	Benzene	10.13	78	249529	45.47	ug/L		100
36)	1,2-Dichloroethane	10.52	62	216407	36.91	ug/L		89
37)	Trichloroethene	11.18	95	221385	46.51	ug/L		89
38)	1,2-Dichloropropane	12.06	63	131774	43.01	ug/L		97
39)	Methyl Methacrylate	12.53	41	100794	38.97	ug/L		90
40)	Bromodichloromethane	12.19	83	450612	40.83	ug/L		97
41)	Dibromomethane	11.89	93	201816	37.20	ug/L		85
42)	4-Methyl-2-pentanone	14.17	43	136628	36.25	ug/L		87
43)	cis-1,3-Dichloropropene	13.19	75	209171	40.66	ug/L		91
45)	Toluene	13.54	92	170203	41.49	ug/L		99
46)	trans-1,3-Dichloropropene	14.20	75	196691	38.00	ug/L		98
47)	Ethyl Methacrylate	12.53	69	58244	37.60	ug/L	#	64
48)	1,1,2-Trichloroethane	14.44	83	147646	35.19	ug/L		89
51)	2-Hexanone	15.45	43	113093	40.23	ug/L		95
52)	1,3-Dichloropropane	14.85	76	184867	48.02	ug/L		98
53)	Tetrachloroethene	14.14	166	276112	57.78	ug/L		92
54)	Dibromochloromethane	14.70	129	527547	47.18	ug/L		93
55)	1,2-Dibromoethane	15.06	107	267451	47.83	ug/L		98
56)	Chlorobenzene	15.88	112	291247	47.35	ug/L		76
57)	1,1,1,2-Tetrachloroethane	15.99	131	161953	48.50	ug/L		84
58)	Ethylbenzene	15.93	91	354548	48.98	ug/L		70
59)	m,p-Xylene	16.17	106	256658	93.20	ug/L	#	80
60)	o-Xylene	16.84	106	132246	43.97	ug/L		92
61)	Styrene	16.93	104	219400	41.84	ug/L		89
62)	Bromoform	16.97	173	515518	43.31	ug/L		96
63)	1,1,2,2-Tetrachloroethane	18.13	83	330178	37.80	ug/L		97
64)	1,2,3-Trichloropropane	18.35	75	193021	39.33	ug/L	#	56
65)	1,4-Dichloro-2-butene	18.98	75	4353	41.91	ug/L	#	1
66)	1,3,5-Trimethylbenzene	18.34	105	296825	39.72	ug/L		90
67)	1,2,4-Trimethylbenzene	18.99	105	311662	38.20	ug/L		92
68)	1,3-Dichlorobenzene	19.54	146	288691	38.17	ug/L		89
69)	1,4-Dichlorobenzene	19.70	146	313097	37.30	ug/L		89
70)	1,2-Dichlorobenzene	20.42	146	295572	37.37	ug/L		96
71)	1,2-Dibromo-3-chloro-propa	21.84	75	112803	38.83	ug/L	#	74

(#) = qualifier out of range (m) = manual integration

Quantitation Report

Data File : D:\DATA\D5208.D
Acq On : 12 Mar 2001 8:43 pm
Sample : rs
Misc : 5MLS
MS Integration Params: rteint.p
Quant Time: Mar 21 11:25 2001

Vial: 14
Operator: K.LOCKER
Inst : #13
Multiplr: 1.00

Quant Results File: D30960XS.RES

Method : C:\HPCHEM\1\METHODS\D30960XS.M (RTE Integrator)
Title : VOA 8260 Calibration
Last Update : Wed Mar 21 11:21:50 2001
Response via : Continuing Cal File: D:\DATA\D5213.D

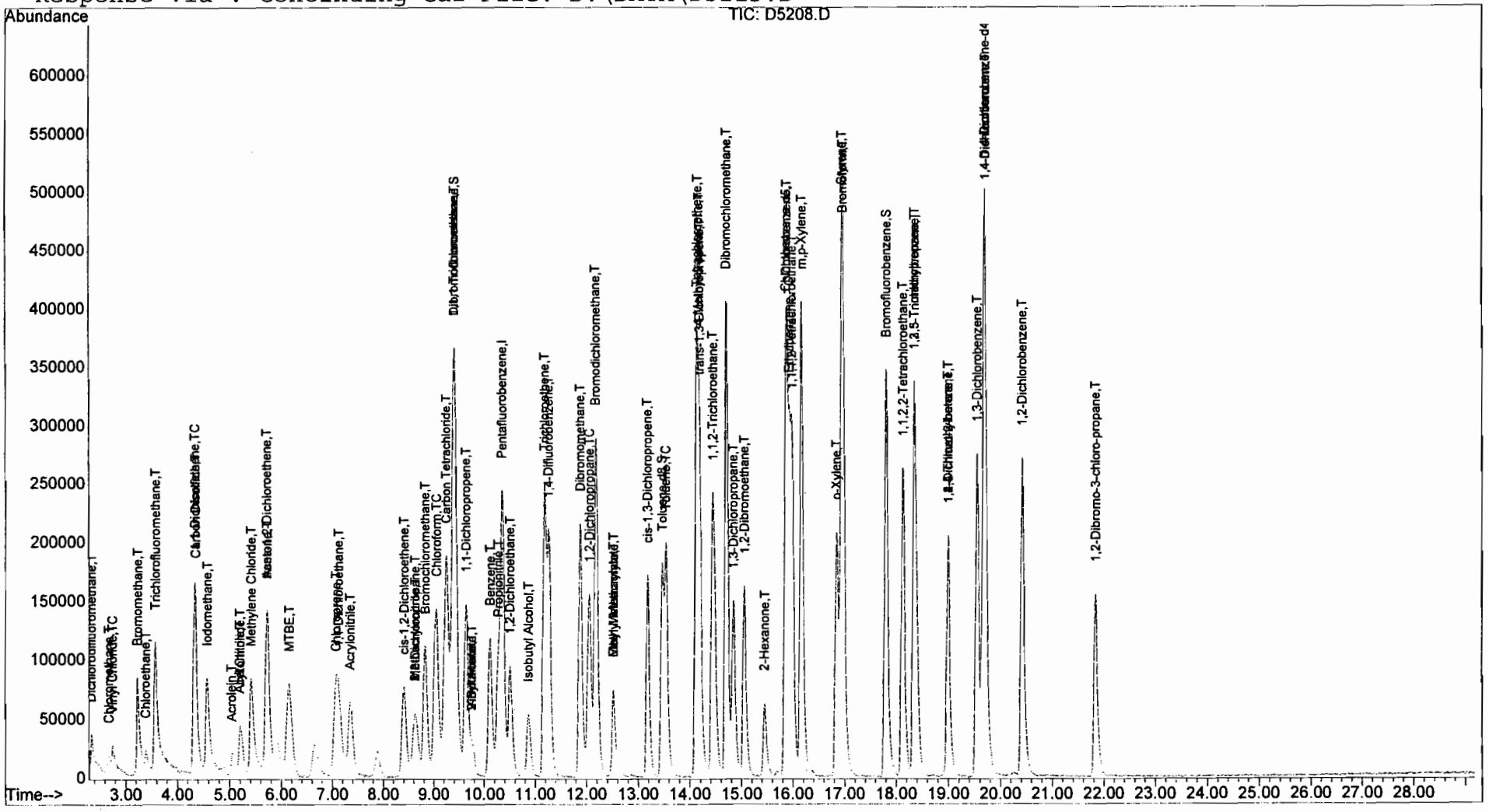

1A

EPA SAMPLE NO.

VOLATILE ORGANICS ANALYSIS DATA SHEET

MW-4MS

Lab Name: UPSTATE LABS Contract: ENVIRONM

Lab Code: 10170 Case No.: 01 SAS No.: SDG No.: ENH01

Matrix: (soil/water) WATER Lab Sample ID: 6101021MS

Sample wt/vol: 5.0 (g/ml) ML Lab File ID: C8045.D

Level: (low/med) LOW Date Received: 3/2/01

% Moisture: not dec. Date Analyzed: 3/7/01

GC Column: RTX-VO ID: 0.53 (mm) Dilution Factor: 1.0

Soil Extract Volume: (uL) Soil Aliquot Volume: (uL)

CAS NO.	COMPOUND	CONCENTRATION UNITS: (ug/L or ug/Kg) UG/L	Q
74-87-3	Chloromethane	5	U
75-1-4	Vinyl Chloride	5	U
74-83-9	Bromomethane	5	U
75-00-3	Chloroethane	5	U
75-69-4	Trichlorofluoromethane	5	U
67-64-1	Acetone	10	U
75-35-4	1,1-Dichloroethene	39	
74-88-4	Iodomethane	5	U
75-15-0	Carbon Disulfide	5	U
75-09-2	Methylene Chloride	5	U
107-13-1	Acrylonitrile	100	U
156-60-5	trans-1,2-Dichloroethene	5	U
75-34-33	1,1-Dichloroethane	5	U
108-5-4	Vinyl Acetate	50	U
78-93-3	2-Butanone	10	U
156-59-2	cis-1,2-Dichloroethene	5	U
67-66-3	Chloroform	5	U
74-97-5	Bromochloromethane	5	U
71-55-6	1,1,1-Trichloroethane	5	U
56-23-5	Carbon Tetrachloride	5	U
71-43-2	Benzene	43	
107-06-2	1,2-Dichloroethane	5	U
97-01-6	Trichloroethene	43	
78-87-5	1,2-Dichloropropane	5	U
75-27-4	Bromodichloromethane	5	U
74-95-3	Dibromomethane	5	U
108-10-1	4-Methyl-2-pentanone	10	U
10061-1-5	cis-1,3-Dichloropropene	5	U
108-88-3	Toluene	44	
10061-2-6	trans-1,3-Dichloropropene	5	U
79-00-5	1,1,2-Trichloroethane	5	U
591-78-6	2-Hexanone	10	U
127-18-4	Tetrachloroethene	5	U
124-48-1	Dibromochloromethane	5	U
106-93-4	1,2-Dibromoethane	5	U
108-90-7	Chlorobenzene	43	
630-20-6	1,1,1,2-Tetrachloroethane	5	U
100-41-4	Ethylbenzene	5	U
108-38-3	m,p-Xylene	5	U

EPA SAMPLE NO.

VOLATILE ORGANICS ANALYSIS DATA SHEET

MW-4MS

Lab Name: UPSTATE LABS Contract: ENVIRONM

Lab Code: 10170 Case No.: 01 SAS No.: SDG No.: ENH01

Matrix: (soil/water) WATER Lab Sample ID: 6101021MS

Sample wt/vol: 5.0 (g/ml) ML Lab File ID: C8045.D

Level: (low/med) LOW Date Received: 3/2/01

% Moisture: not dec. Date Analyzed: 3/7/01

GC Column: RTX-VO ID: 0.53 (mm) Dilution Factor: 1.0

Soil Extract Volume: (uL) Soil Aliquot Volume: (uL)

CAS NO.	COMPOUND	CONCENTRATION UNITS: (ug/L or ug/Kg) UG/L	Q
95-47-6	o-Xylene	5	U
100-42-5	Styrene	5	U
75-25-2	Bromoform	5	U
79-34-5	1,1,2,2-Tetrachloroethane	5	U
96-18-4	1,2,3-Trichloropropane	5	U
110-57-6	1,4-Dichloro-2-butene	10	U
541-73-1	1,3-Dichlorobenzene	5	U
106-46-7	1,4-Dichlorobenzene	5	U
95-50-1	1,2-Dichlorobenzene	5	U
96-12-8	1,2-Dibromo-3-chloro-propane	10	U

Quantitation Report (QT Reviewed)

Data File : D:\DATA\C8045.D Vial: 9
Acq On : 7 Mar 2001 2:43 pm Operator: K.LOCKER
Sample : 6101021MS, EHC, VM3339 Inst : #12
Misc : 5MLS Multiplr: 1.00
MS Integration Params: rteint.p
Quant Time: Mar 8 8:07 2001 Quant Results File: C030660.RES

Quant Method : C:\HPCHEM\1\METHODS\C030660.M (RTE Integrator)
Title : VOA 8260 Calibration
Last Update : Wed Mar 07 11:31:06 2001
Response via : Continuing Cal File: D:\DATA\C8039.D
DataAcq Meth : C030660

Internal Standards	R.T.	QIon	Response	Conc	Units	Dev(Min)
1) Pentafluorobenzene	8.50	168	252884	50.00	ug/L	0.03
32) 1,4-Difluorobenzene	11.79	114	276413	50.00	ug/L	0.00
50) Chlorobenzene-d5	18.95	117	208077	50.00	ug/L	0.00
72) 1,4-Dichlorobenzene-d4	23.57	152	132428	50.00	ug/L	0.00
System Monitoring Compounds						
30) Dibromofluoromethane	8.32	113	190337	49.82	ug/L	0.03
Spiked Amount 50.000	Range 86 - 118		Recovery = 99.64%			
44) Toluene-d8	15.79	98	242642	48.75	ug/L	0.00
Spiked Amount 50.000	Range 88 - 110		Recovery = 97.50%			
49) Bromofluorobenzene	21.35	95	235637	49.81	ug/L	0.00
Spiked Amount 50.000	Range 86 - 115		Recovery = 99.62%			
Target Compounds						Qvalue
10) 1,1-Dichloroethene	3.99	96	65761	39.48	ug/L	92
35) Benzene	10.50	78	192103	43.39	ug/L	100
37) Trichloroethene	12.68	95	107091	42.86	ug/L	92
45) Toluene	15.96	92	130858	44.24	ug/L	100
56) Chlorobenzene	19.03	112	187006	43.13	ug/L	95

(#) = qualifier out of range (m) = manual integration

Quantitation Report

Data File : D:\DATA\C8045.D
Acq On : 7 Mar 2001 2:43 pm
Sample : 6101021MS, EHC, VM3339
Misc : 5MLS
MS Integration Params: rteint.p
Quant Time: Mar 8 8:07 2001

Vial: 9
Operator: K.LOCKER
Inst : #12
Multiplr: 1.00

Quant Results File: C030660.RES

Method : C:\HPCHEM\1\METHODS\C030660.M (RTE Integrator)
Title : VOA 8260 Calibration
Last Update : Wed Mar 07 11:31:06 2001
Response via : Continuing Cal File: D:\DATA\C8039.D

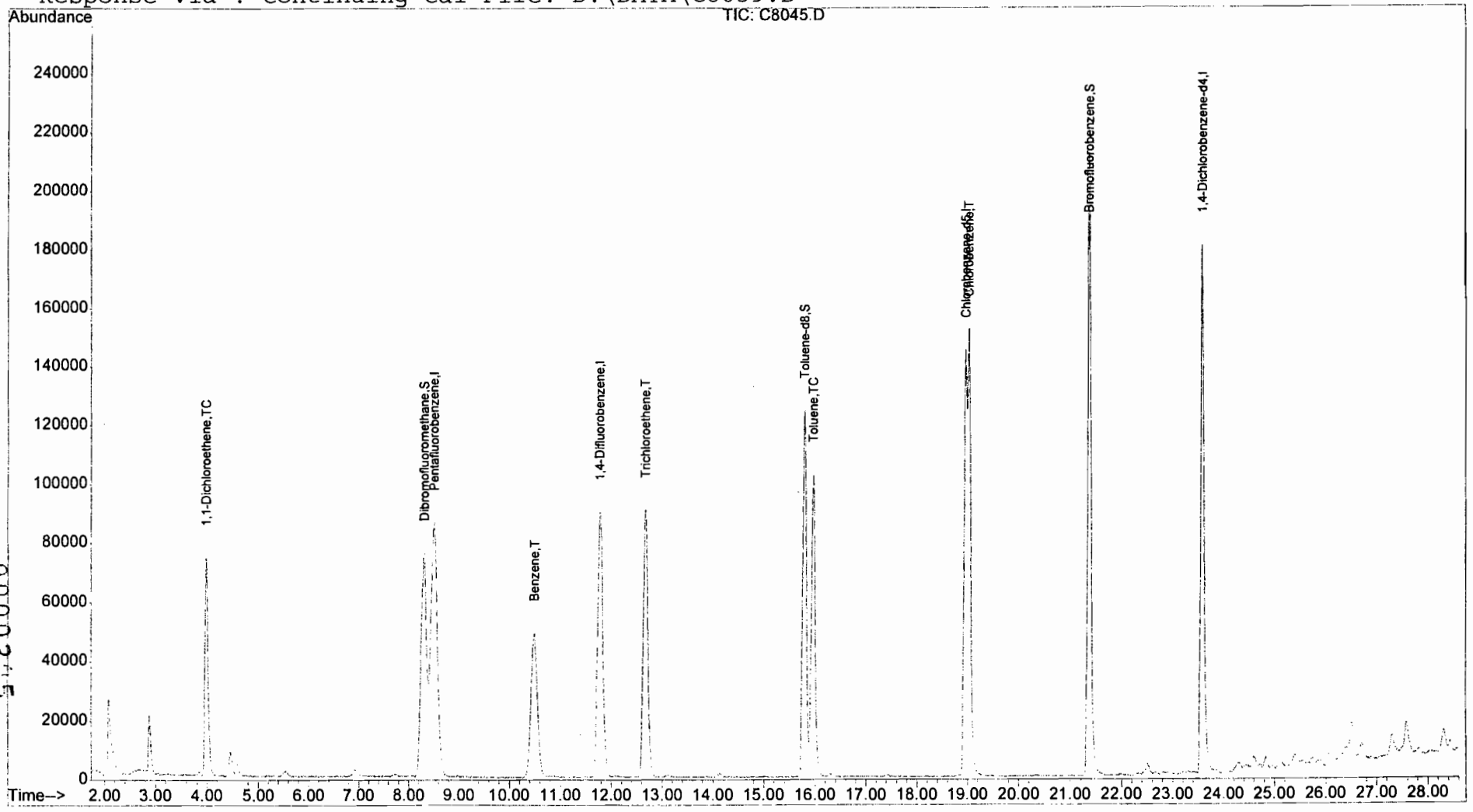

1A

EPA SAMPLE NO.

VOLATILE ORGANICS ANALYSIS DATA SHEET

MW-4MSD

Lab Name: UPSTATE LABS Contract: ENVIRONM

Lab Code: 10170 Case No.: 01 SAS No.: SDG No.: ENH01

Matrix: (soil/water) WATER Lab Sample ID: 6101021MSD

Sample wt/vol: 5.0 (g/ml) ML Lab File ID: C8046.D

Level: (low/med) LOW Date Received: 3/2/01

% Moisture: not dec. Date Analyzed: 3/7/01

GC Column: RTX-VO ID: 0.53 (mm) Dilution Factor: 1.0

Soil Extract Volume: (uL) Soil Aliquot Volume: (uL)

CAS NO.	COMPOUND	CONCENTRATION UNITS: (ug/L or ug/Kg) UG/L	Q
74-87-3	Chloromethane	5	U
75-1-4	Vinyl Chloride	5	U
74-83-9	Bromomethane	5	U
75-00-3	Chloroethane	5	U
75-69-4	Trichlorofluoromethane	5	U
67-64-1	Acetone	10	U
75-35-4	1,1-Dichloroethene	43	
74-88-4	Iodomethane	5	U
75-15-0	Carbon Disulfide	5	U
75-09-2	Methylene Chloride	5	U
107-13-1	Acrylonitrile	100	U
156-60-5	trans-1,2-Dichloroethene	5	U
75-34-33	1,1-Dichloroethane	5	U
108-5-4	Vinyl Acetate	50	U
78-93-3	2-Butanone	10	U
156-59-2	cis-1,2-Dichloroethene	5	U
67-66-3	Chloroform	5	U
74-97-5	Bromochloromethane	5	U
71-55-6	1,1,1-Trichloroethane	5	U
56-23-5	Carbon Tetrachloride	5	U
71-43-2	Benzene	47	
107-06-2	1,2-Dichloroethane	5	U
97-01-6	Trichloroethene	47	
78-87-5	1,2-Dichloropropane	5	U
75-27-4	Bromodichloromethane	5	U
74-95-3	Dibromomethane	5	U
108-10-1	4-Methyl-2-pentanone	10	U
10061-1-5	cis-1,3-Dichloropropene	5	U
108-88-3	Toluene	48	
10061-2-6	trans-1,3-Dichloropropene	5	U
79-00-5	1,1,2-Trichloroethane	5	U
591-78-6	2-Hexanone	10	U
127-18-4	Tetrachloroethene	5	U
124-48-1	Dibromochloromethane	5	U
106-93-4	1,2-Dibromoethane	5	U
108-90-7	Chlorobenzene	47	
630-20-6	1,1,1,2-Tetrachloroethane	5	U
100-41-4	Ethylbenzene	5	U
108-38-3	m,p-Xylene	5	U

1A

EPA SAMPLE NO.

VOLATILE ORGANICS ANALYSIS DATA SHEET

MW-4MSD

Lab Name: UPSTATE LABS Contract: ENVIRONM

Lab Code: 10170 Case No.: 01 SAS No.: SDG No.: ENH01

Matrix: (soil/water) WATER Lab Sample ID: 6101021MSD

Sample wt/vol: 5.0 (g/ml) ML Lab File ID: C8046.D

Level: (low/med) LOW Date Received: 3/2/01

% Moisture: not dec. Date Analyzed: 3/7/01

GC Column: RTX-VO ID: 0.53 (mm) Dilution Factor: 1.0

Soil Extract Volume: (uL) Soil Aliquot Volume: (uL)

CAS NO.	COMPOUND	CONCENTRATION UNITS: (ug/L or ug/Kg) UG/L	Q
95-47-6	o-Xylene	5	U
100-42-5	Styrene	5	U
75-25-2	Bromoform	5	U
79-34-5	1,1,2,2-Tetrachloroethane	5	U
96-18-4	1,2,3-Trichloropropane	5	U
110-57-6	1,4-Dichloro-2-butene	10	U
541-73-1	1,3-Dichlorobenzene	5	U
106-46-7	1,4-Dichlorobenzene	5	U
95-50-1	1,2-Dichlorobenzene	5	U
96-12-8	1,2-Dibromo-3-chloro-propane	10	U

Quantitation Report (QT Reviewed)

Data File : D:\DATA\C8046.D
Acq On : 7 Mar 2001 3:18 pm
Sample : 6101021MSD, EHC, VM3339
Misc : 5MLS
MS Integration Params: rteint.p
Quant Time: Mar 8 8:08 2001

Vial: 10
Operator: K.LOCKER
Inst : #12
Multiplr: 1.00
Quant Results File: C030660.RES

Quant Method : C:\HPCHEM\1\METHODS\C030660.M (RTE Integrator)
Title : VOA 8260 Calibration
Last Update : Wed Mar 07 11:31:06 2001
Response via : Continuing Cal File: D:\DATA\C8039.D
DataAcq Meth : C030660

Internal Standards	R.T.	QIon	Response	Conc	Units	Dev(Min)
1) Pentafluorobenzene	8.50	168	255430	50.00	ug/L	0.02
32) 1,4-Difluorobenzene	11.78	114	278697	50.00	ug/L	0.00
50) Chlorobenzene-d5	18.95	117	209889	50.00	ug/L	0.00
72) 1,4-Dichlorobenzene-d4	23.56	152	132621	50.00	ug/L	-0.02
System Monitoring Compounds						
30) Dibromofluoromethane	8.29	113	185167	47.98	ug/L	0.00
Spiked Amount 50.000	Range 86 - 118		Recovery = 95.96%			
44) Toluene-d8	15.79	98	234082	46.64	ug/L	0.00
Spiked Amount 50.000	Range 88 - 110		Recovery = 93.28%			
49) Bromofluorobenzene	21.36	95	227385	47.67	ug/L	0.00
Spiked Amount 50.000	Range 86 - 115		Recovery = 95.34%			
Target Compounds						Qvalue
10) 1,1-Dichloroethene	3.98	96	72126	42.88	ug/L	92
35) Benzene	10.47	78	209551	46.94	ug/L	100
37) Trichloroethene	12.67	95	117464	46.63	ug/L	92
45) Toluene	15.97	92	142826	47.90	ug/L	100
56) Chlorobenzene	19.03	112	205545	47.00	ug/L	96

(#) = qualifier out of range (m) = manual integration

Quantitation Report

Data File : D:\DATA\C8046.D
Acq On : 7 Mar 2001 3:18 pm
Sample : 6101021MSD, EHC, VM3339
Misc : 5MLS
MS Integration Params: rteint.p
Quant Time: Mar 8 8:08 2001

Vial: 10
Operator: K.LOCKER
Inst : #12
Multiplr: 1.00

Quant Results File: C030660.RES

Method : C:\HPCHEM\1\METHODS\C030660.M (RTE Integrator)
Title : VOA 8260 Calibration
Last Update : Wed Mar 07 11:31:06 2001
Response via : Continuing Cal File: D:\DATA\C8039.D

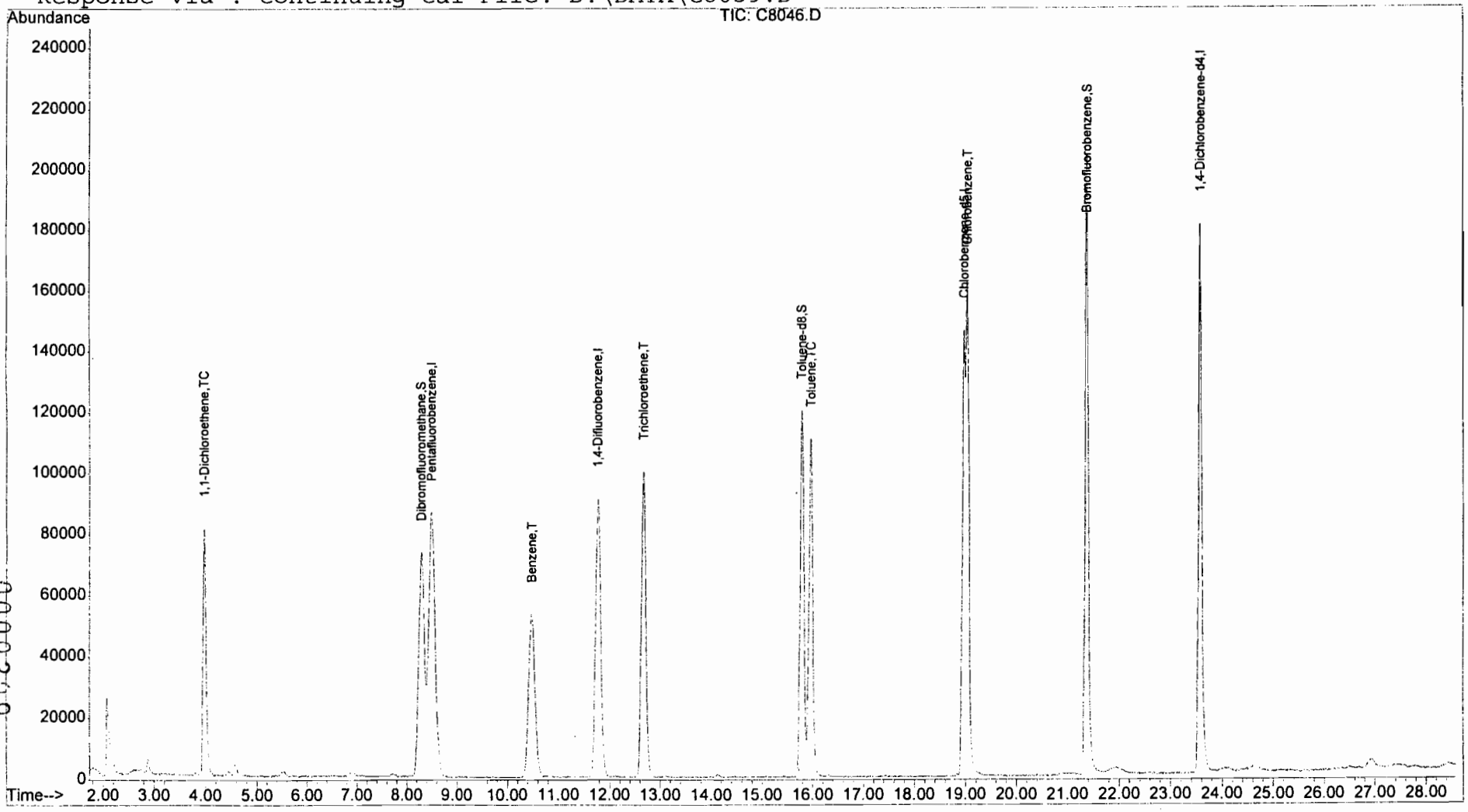

0003399

1A

EPA SAMPLE NO.

VOLATILE ORGANICS ANALYSIS DATA SHEET

MW-423MS

Lab Name: UPSTATE LABS Contract: ENVIRO HY

Lab Code: 10170 Case No.: 01 SAS No.: SDG No.: ENH01

Matrix: (soil/water) SOIL Lab Sample ID: 6101017MS

Sample wt/vol: 5.0 (g/ml) G Lab File ID: D5211.D

Level: (low/med) LOW Date Received: 3/2/01

% Moisture: not dec. 15 Date Analyzed: 3/12/01

GC Column: RTX-VM ID: 0.53 (mm) Dilution Factor: 1.0

Soil Extract Volume: (uL) Soil Aliquot Volume: (uL)

CAS NO.	COMPOUND	CONCENTRATION UNITS: (ug/L or ug/Kg) UG/KG	Q
74-87-3	Chloromethane	6	U
75-1-4	Vinyl Chloride	6	U
74-83-9	Bromomethane	6	U
75-00-3	Chloroethane	6	U
75-69-4	Trichlorofluoromethane	6	U
67-64-1	Acetone	12	U
75-35-4	1,1-Dichloroethene	40	
74-88-4	Iodomethane	6	U
75-15-0	Carbon Disulfide	6	U
75-09-2	Methylene Chloride	15	B
107-13-1	Acrylonitrile	120	U
156-60-5	trans-1,2-Dichloroethene	6	U
75-34-33	1,1-Dichloroethane	6	U
108-5-4	Vinyl Acetate	59	U
78-93-3	2-Butanone	12	U
156-59-2	cis-1,2-Dichloroethene	6	U
67-66-3	Chloroform	6	U
74-97-5	Bromochloromethane	6	U
71-55-6	1,1,1-Trichloroethane	6	U
56-23-5	Carbon Tetrachloride	6	U
71-43-2	Benzene	48	
107-06-2	1,2-Dichloroethane	6	U
97-01-6	Trichloroethene	45	
78-87-5	1,2-Dichloropropane	6	U
75-27-4	Bromodichloromethane	6	U
74-95-3	Dibromomethane	6	U
108-10-1	4-Methyl-2-pentanone	12	U
10061-1-5	cis-1,3-Dichloropropene	6	U
108-88-3	Toluene	43	
10061-2-6	trans-1,3-Dichloropropene	6	U
79-00-5	1,1,2-Trichloroethane	6	U
591-78-6	2-Hexanone	12	U
127-18-4	Tetrachloroethene	2	J
124-48-1	Dibromochloromethane	6	U
106-93-4	1,2-Dibromoethane	6	U
108-90-7	Chlorobenzene	48	
630-20-6	1,1,1,2-Tetrachloroethane	6	U
100-41-4	Ethylbenzene	6	U
108-38-3	m,p-Xylene	6	U

1A

EPA SAMPLE NO.

VOLATILE ORGANICS ANALYSIS DATA SHEET

MW-423MS

Lab Name: UPSTATE LABS Contract: ENVIRO HY

Lab Code: 10170 Case No.: 01 SAS No.: SDG No.: ENH01

Matrix: (soil/water) SOIL Lab Sample ID: 6101017MS

Sample wt/vol: 5.0 (g/ml) G Lab File ID: D5211.D

Level: (low/med) LOW Date Received: 3/2/01

% Moisture: not dec. 15 Date Analyzed: 3/12/01

GC Column: RTX-VM ID: 0.53 (mm) Dilution Factor: 1.0

Soil Extract Volume: (uL) Soil Aliquot Volume: (uL)

CAS NO.	COMPOUND	CONCENTRATION UNITS: (ug/L or ug/Kg) UG/KG	Q
95-47-6	o-Xylene	6	U
100-42-5	Styrene	6	U
75-25-2	Bromoform	6	U
79-34-5	1,1,2,2-Tetrachloroethane	6	U
96-18-4	1,2,3-Trichloropropane	6	U
110-57-6	1,4-Dichloro-2-butene	12	U
541-73-1	1,3-Dichlorobenzene	6	U
106-46-7	1,4-Dichlorobenzene	6	U
95-50-1	1,2-Dichlorobenzene	6	U
96-12-8	1,2-Dibromo-3-chloro-propane	12	U

Quantitation Report (QT Reviewed)

Data File : D:\DATA\D5211.D
Acq On : 12 Mar 2001 10:38 pm
Sample : 6101017ms, env hyd, vm3346
Misc : 5g/5MLS
MS Integration Params: rteint.p
Quant Time: Mar 21 11:28 2001

Vial: 17
Operator: K.LOCKER
Inst : #13
Multiplr: 1.00
Quant Results File: D30960XS.RES

Quant Method : C:\HPCHEM\1\METHODS\D30960XS.M (RTE Integrator)
Title : VOA 8260 Calibration
Last Update : Wed Mar 21 11:21:50 2001
Response via : Continuing Cal File: D:\DATA\D5213.D
DataAcq Meth : D30960XS

Internal Standards	R.T.	QIon	Response	Conc	Units	Dev(Min)
1) Pentafluorobenzene	10.37	168	352875	50.00	ug/L	0.02
32) 1,4-Difluorobenzene	11.29	114	323967	50.00	ug/L	0.03
50) Chlorobenzene-d5	15.88	117	220508	50.00	ug/L	0.03
72) 1,4-Dichlorobenzene-d4	19.68	152	123328	50.00	ug/L	0.03
System Monitoring Compounds						
30) Dibromofluoromethane	9.42	113	381204	46.73	ug/L	0.01
Spiked Amount 50.000	Range 86 - 118		Recovery = 93.46%			
44) Toluene-d8	13.47	98	247727	45.62	ug/L	0.01
Spiked Amount 50.000	Range 88 - 110		Recovery = 91.24%			
49) Bromofluorobenzene	17.81	95	344387m	48.94	ug/L	0.03
Spiked Amount 50.000	Range 86 - 115		Recovery = 97.88%			
Target Compounds						Qvalue
10) 1,1-Dichloroethene	4.36	96	96416	33.71	ug/L	98
15) Methylene Chloride	5.45	84	36599	12.65	ug/L	91
35) Benzene	10.15	78	200530	41.14	ug/L	100
37) Trichloroethene	11.20	95	161919	38.30	ug/L	88
45) Toluene	13.56	92	133518	36.65	ug/L	99
53) Tetrachloroethene	14.14	166	7351	1.88	ug/L	87
56) Chlorobenzene	15.89	112	204462	40.69	ug/L	86

(#) = qualifier out of range (m) = manual integration

Quantitation Report

Data File : D:\DATA\D5211.D
Acq On : 12 Mar 2001 10:38 pm
Sample : 6101017ms, env hyd, vm3346
Misc : 5g/5MLS
MS Integration Params: rteint.p
Quant Time: Mar 21 11:28 2001

Vial: 17
Operator: K.LOCKER
Inst : #13
Multiplr: 1.00

Quant Results File: D30960XS.RES

Method : C:\HPCHEM\1\METHODS\D30960XS.M (RTE Integrator)
Title : VOA 8260 Calibration
Last Update : Wed Mar 21 11:21:50 2001
Response via : Continuing Cal File: D:\DATA\D5213.D

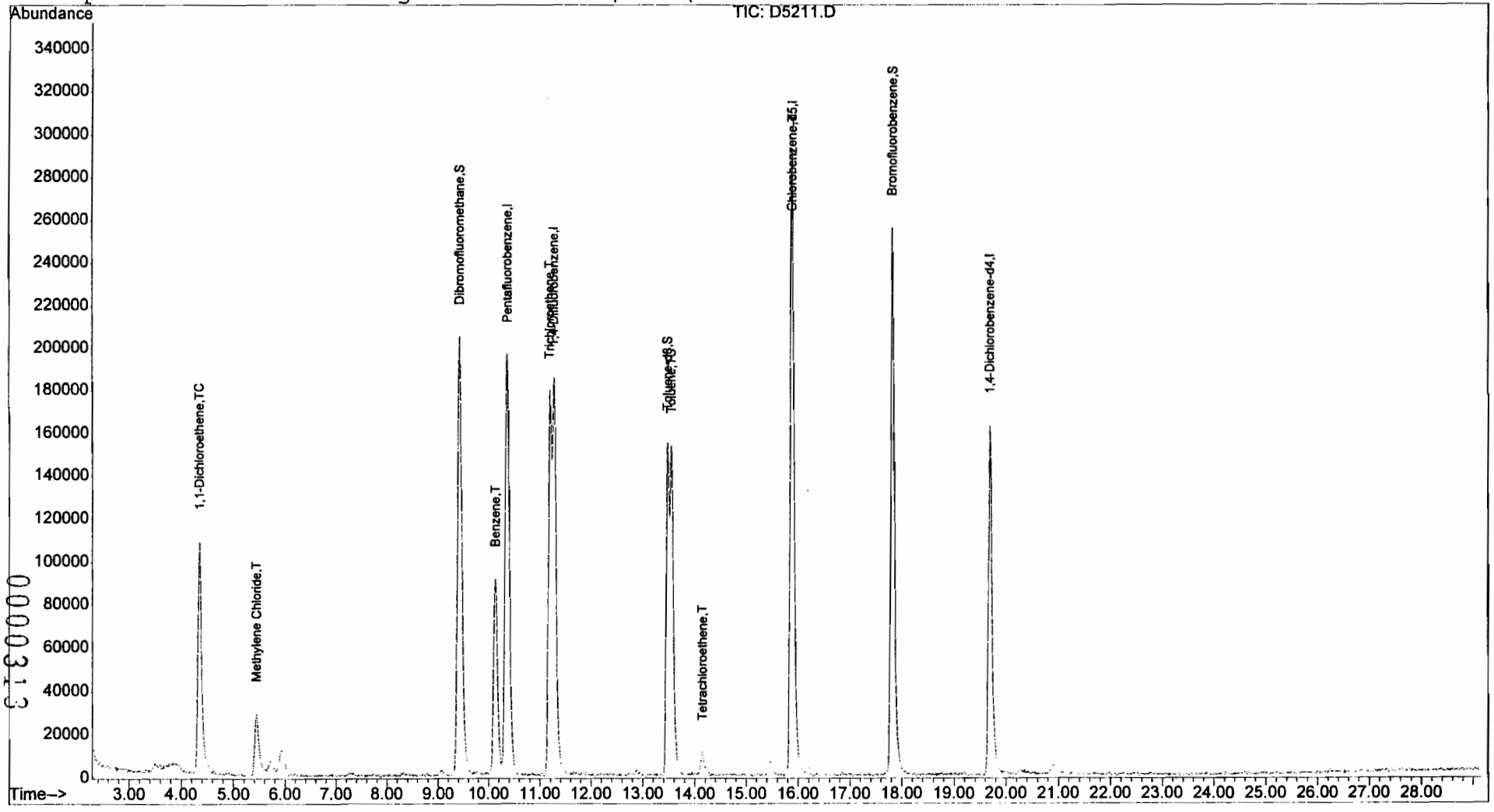

1A

EPA SAMPLE NO.

VOLATILE ORGANICS ANALYSIS DATA SHEET

MW-423MSD

Lab Name: UPSTATE LABS Contract: ENVIRO HY

Lab Code: 10170 Case No.: 01 SAS No.: SDG No.: ENH01

Matrix: (soil/water) SOIL Lab Sample ID: 6101017MSD

Sample wt/vol: 5.0 (g/ml) G Lab File ID: D5212.D

Level: (low/med) LOW Date Received: 3/2/01

% Moisture: not dec. 15 Date Analyzed: 3/12/01

GC Column: RTX-VM ID: 0.53 (mm) Dilution Factor: 1.0

Soil Extract Volume: (uL) Soil Aliquot Volume: (uL)

CAS NO.	COMPOUND	CONCENTRATION UNITS: (ug/L or ug/Kg) UG/KG	Q
74-87-3	Chloromethane	6	U
75-1-4	Vinyl Chloride	6	U
74-83-9	Bromomethane	6	U
75-00-3	Chloroethane	6	U
75-69-4	Trichlorofluoromethane	6	U
67-64-1	Acetone	12	U
75-35-4	1,1-Dichloroethene	42	
74-88-4	Iodomethane	6	U
75-15-0	Carbon Disulfide	6	U
75-09-2	Methylene Chloride	17	B
107-13-1	Acrylonitrile	120	U
156-60-5	trans-1,2-Dichloroethene	6	U
75-34-33	1,1-Dichloroethane	6	U
108-5-4	Vinyl Acetate	59	U
78-93-3	2-Butanone	12	U
156-59-2	cis-1,2-Dichloroethene	6	U
67-66-3	Chloroform	6	U
74-97-5	Bromochloromethane	6	U
71-55-6	1,1,1-Trichloroethane	6	U
56-23-5	Carbon Tetrachloride	6	U
71-43-2	Benzene	52	
107-06-2	1,2-Dichloroethane	6	U
97-01-6	Trichloroethene	48	
78-87-5	1,2-Dichloropropane	6	U
75-27-4	Bromodichloromethane	6	U
74-95-3	Dibromomethane	6	U
108-10-1	4-Methyl-2-pentanone	12	U
10061-1-5	cis-1,3-Dichloropropene	6	U
108-88-3	Toluene	44	
10061-2-6	trans-1,3-Dichloropropene	6	U
79-00-5	1,1,2-Trichloroethane	6	U
591-78-6	2-Hexanone	12	U
127-18-4	Tetrachloroethene	2	J
124-48-1	Dibromochloromethane	6	U
106-93-4	1,2-Dibromoethane	6	U
108-90-7	Chlorobenzene	51	
630-20-6	1,1,1,2-Tetrachloroethane	6	U
100-41-4	Ethylbenzene	6	U
108-38-3	m,p-Xylene	6	U

1A

EPA SAMPLE NO.

VOLATILE ORGANICS ANALYSIS DATA SHEET

MW-423MSD

Lab Name: UPSTATE LABS Contract: ENVIRO HY

Lab Code: 10170 Case No.: 01 SAS No.: SDG No.: ENH01

Matrix: (soil/water) SOIL Lab Sample ID: 6101017MSD

Sample wt/vol: 5.0 (g/ml) G Lab File ID: D5212.D

Level: (low/med) LOW Date Received: 3/2/01

% Moisture: not dec. 15 Date Analyzed: 3/12/01

GC Column: RTX-VM ID: 0.53 (mm) Dilution Factor: 1.0

Soil Extract Volume: (uL) Soil Aliquot Volume: (uL)

CAS NO.	COMPOUND	CONCENTRATION UNITS: (ug/L or ug/Kg) UG/KG	Q
95-47-6	o-Xylene	6	U
100-42-5	Styrene	6	U
75-25-2	Bromoform	6	U
79-34-5	1,1,2,2-Tetrachloroethane	6	U
96-18-4	1,2,3-Trichloropropane	6	U
110-57-6	1,4-Dichloro-2-butene	12	U
541-73-1	1,3-Dichlorobenzene	6	U
106-46-7	1,4-Dichlorobenzene	6	U
95-50-1	1,2-Dichlorobenzene	6	U
96-12-8	1,2-Dibromo-3-chloro-propane	12	U

Quantitation Report (QT Reviewed)

Data File : D:\DATA\D5212.D
Acq On : 12 Mar 2001 11:16 pm
Sample : 6101017msd, env hyd, vm3346
Misc : 5g/5MLS
MS Integration Params: rteint.p
Quant Time: Mar 21 11:29 2001

Vial: 18
Operator: K.LOCKER
Inst : #13
Multiplr: 1.00
Quant Results File: D30960XS.RES

Quant Method : C:\HPCHEM\1\METHODS\D30960XS.M (RTE Integrator)
Title : VOA 8260 Calibration
Last Update : Wed Mar 21 11:21:50 2001
Response via : Continuing Cal File: D:\DATA\D5213.D
DataAcq Meth : D30960XS

Internal Standards	R.T.	QIon	Response	Conc	Units	Dev(Min)
1) Pentafluorobenzene	10.37	168	340491	50.00	ug/L	0.02
32) 1,4-Difluorobenzene	11.30	114	316460	50.00	ug/L	0.04
50) Chlorobenzene-d5	15.86	117	216224	50.00	ug/L	0.02
72) 1,4-Dichlorobenzene-d4	19.68	152	126963	50.00	ug/L	0.03
System Monitoring Compounds						
30) Dibromofluoromethane	9.43	113	360851	45.84	ug/L	0.02
Spiked Amount 50.000	Range 86 - 118		Recovery = 91.68%			
44) Toluene-d8	13.48	98	231861	43.71	ug/L	0.02
Spiked Amount 50.000	Range 88 - 110		Recovery = 87.42%#			
49) Bromofluorobenzene	17.81	95	225278	32.78	ug/L	0.03
Spiked Amount 50.000	Range 86 - 115		Recovery = 65.56%#			
Target Compounds						Qvalue
10) 1,1-Dichloroethene	4.35	96	98843	35.82	ug/L	99
15) Methylene Chloride	5.44	84	40376	14.46	ug/L	93
35) Benzene	10.15	78	210247	44.16	ug/L	100
37) Trichloroethene	11.20	95	169371	41.02	ug/L	87
45) Toluene	13.56	92	134391	37.76	ug/L	97
53) Tetrachloroethene	14.15	166	7513	1.96	ug/L	88
56) Chlorobenzene	15.89	112	212671	43.17	ug/L	86

(#) = qualifier out of range (m) = manual integration

Quantitation Report

Data File : D:\DATA\D5212.D
Acq On : 12 Mar 2001 11:16 pm
Sample : 6101017msd, env hyd, vm3346
Misc : 5g/5MLS
MS Integration Params: rteint.p
Quant Time: Mar 21 11:29 2001

Vial: 18
Operator: K.LOCKER
Inst : #13
Multiplr: 1.00

Quant Results File: D30960XS.RES

Method : C:\HPCHEM\1\METHODS\D30960XS.M (RTE Integrator)
Title : VOA 8260 Calibration
Last Update : Wed Mar 21 11:21:50 2001
Response via : Continuing Cal File: D:\DATA\D5213.D



0003117

Copy of Calculations

Upstate Laboratories, Inc.

Volatile Organics

11 1 2.4 Guidelines for making tentative identification:

- Relative intensities of major ions in the reference spectrum (ions greater than 10.0 percent of the most abundant ion) should be present in the sample spectrum.
- The relative intensities of the major ions should agree within ±20.0 percent. (Example: For an ion with an abundance of 50.0 percent of the standard spectra, the corresponding sample ion abundance must be between 30.0 and 70.0 percent.)
- Molecular ions present in reference spectrum should be present in sample spectrum.
- Ions present in the sample spectrum but not in the reference spectrum should be reviewed for possible background contamination or presence of co-eluting compounds.
- Ions present in the reference spectrum but not in the sample spectrum should be reviewed for possible subtraction from the sample spectrum because of background contamination or co-eluting compounds. Data system library reduction programs can sometimes create these discrepancies.

11.1.2.5 If, in the technical judgment of the mass spectral interpretation specialist, no valid tentative identification can be made, the compound should be reported as unknown. The mass spectral specialist should give additional classification of the unknown compound, if possible (i.e., unknown aromatic, unknown hydrocarbon, unknown acid type, unknown chlorinated compound). If probable molecular weights can be distinguished, include them.

11.2 Calculations

11.2.1 Target Compounds

11.2.1.1 Target compounds identified shall be quantified by the internal standard method using the equations below. The internal standard used shall be that which is assigned in Table 3. The relative response factor (RRF) from the continuing calibration standard is calculate the concentration in the sample.

11.2.1.2 Water

Equation 5

$$\text{Concentration } \mu g/L = \frac{(A_x)\,(I_s)\,(Df)}{(A_{is})\,(RRF)\,V_o}$$

0000318

Where,

A_x = Area of the characteristic ion (EICP) for the compound to be measured (see Table 2)

A_{is} = Area of the characteristic ion (EICP) for the specific internal standard (see Tables 3 and 4)

I_s = Amount of internal standard added in nanograms (ng)

RRF = Relative response factor from the ambient temperature purge of the calibration standard.

V_o = Volume of water purged in milliliters (mL)

Df = Dilution factor. The dilution factor for analysis of water samples for volatiles by this method is defined as the ratio of the number of milliliters (mL) of water purged (i.e., Vo above) to the number of mL of the original water sample used for purging. For example, if 2.0 mL of sample is diluted to 5 mL with reagent water and purged, Df = 5 mL/2.0 mL = 2.5. If no dilution is performed, Df = 1.

11.2.1.3 Low Soil/Sediment

Equation 6

$$\text{Concentration } \mu g/Kg \text{ (dry weight basis)} = \frac{(A_x)\,(I_s)}{(A_{is})\,(RRF)\,(W_s)\,(D)}$$

Where,

A_x, I_s, A_{is} are as given for water.

RRF = Relative response factor from the heated purge of the calibration standard.

$$D = \frac{100 - \%\ \text{moisture}}{100}$$

W_s = Weight of sample added to the purge tube, in grams (g).

11.2.1.4 Medium Soil/Sediment

Equation 7

$$\text{Concentration } \mu g/Kg \text{ (Dry weight basis)} = \frac{(A_x)\,(I_s)\,(V_t)\,(1000)\,(Df)}{(A_{is})\,(RRT)\,(V_a)\,(W_s)\,(D)}$$

Where,

A_x, I_s, A_{is} are as given for water.

RRF = Relative response factor from the ambient temperature purge of the calibration standard.

V_t = Total volume of the methanol extract in milliliters (mL). NOTE: This volume is typically 10 mL, even though only 1 mL is transferred to the vial in Section 10.1.5.6.

V_a = Volume of the aliquot of the sample methanol extract (i.e., sample extract not including the methanol added to equal 100 µL) in microliters (µL) added to reagent water for purging.

W_s = Weight of soil/sediment extracted, in grams (g).

$$D = \frac{100 - \%\ \text{moisture}}{100}$$

Df = Dilution factor. The dilution factor for analysis of soil/sediment samples for volatiles by the medium level method is defined as:

$$\frac{\mu L \text{ most conc. extract used to make dilution} + \mu L \text{ clean solvent}}{\mu L \text{ most conc. extract used to make dilution}}$$

The dilution factor is equal to 1.0 in all cases other than those requiring dilution of the sample methanol extract (V_t). Dilution of the extract is required when the X factor (Section 10.1.5.7) is $\geq$12.5. The factor of 1,000 in the numerator converts the value of V_t from mL to µL.

11.2.1.5 For water, low level and medium level soil/sediment samples, xylenes (o-,m- and p-isomers) are to be reported as xylenes (total). Because the o- and p-xylene isomers co-elute on packed columns, and the m- and p-xylene isomers co-elute on capillary columns, special attention must be given to the quantitation of the xylenes. The relative

11.2.2 Non-Target Compounds

11.2.2.1 An estimated concentration for non-target compounds tentatively identified shall be determined by the internal standard method. For quantitation, the nearest internal standard free of interferences shall be used.

11.2.2.2 The formulas for calculating concentrations are the same as in Sections 11.2.1.2, 11.2.1.3, and 11.2.1.4. Total area counts (or peak heights) from the total ion chromatograms are to be used for both the compound to be measured and the internal standard. A relative response factor (RRF) of one (1) is to be assumed. The resulting concentration shall be qualified as "J" (estimated, due to lack of a compound-specific response factor), and "N" (presumptive evidence of presence), indicating the quantitative and qualitative uncertainties associated with this non-target component. An estimated concentration must be calculated for all tentatively identified compounds as well as those identified as unknowns.

11.2.3 CRQL Calculations

NOTE: If the adjusted CRQL is less than the CRQL listed in Exhibit C (Volatiles), report the CRQL listed in Exhibit C (Volatiles).

11.2.3.1 Water

Equation 8

$$\text{Adjusted CRQL} = \text{Protocol CRQL} \times \frac{V_x}{V_o} \times Df$$

Where,

V_o and Df are as given in Equation 5

V_x = Contract Sample Volume (5 mL)

11.2.3.2 Low Level Soil/Sediment

Equation 9

$$\text{Adjusted CRQL} = \text{Protocol CRQL} \times \frac{(W_x)}{(W_s)\,(D)}$$

Where,

W_s and D are as given in Equation 6

W_x = Contract Sample Weight (5 g)

11.2.3.3 Medium Level Soil/Sediment

Equation 10

$$\text{Adjusted CRQL} = \text{Protocol CRQL} \times \frac{(W_x)\,(V_t)\,(V_y)\,(Df)}{(W_s)\,(V_c)\,(V_a)\,(D)}$$

Where,

V_t, Df, W_s, V_a, and D are as given in Equation 7

W_x = Contract Sample Weight (4 g)

V_y = Contract Soil Aliquot Volume from soil methanol extract (100 µL)

V_c = Contract Soil Methanol Extract Volume (10,000 µL)

11.2.4 System Monitoring Compound Recoveries

11.2.4.1 Calculate the recovery of each system monitoring compound in all samples, blanks, matrix spikes, matrix spike duplicates, and matrix spike blanks. Determine if the recovery is within limits (see Table 7), and report on appropriate form.

11.2.4.2 Calculate the concentrations of the system monitoring compounds using the same equations as used for target compounds

11.2.4.3 Calculate the recovery of each system monitoring compound as follows:

Equation 11

$$\%\text{Recovery} = \frac{\text{Concentration (amount) found}}{\text{Concentration (amount) spiked}} \times 100$$

000322

9.3.3 Procedure for Initial Calibration

9.3.3.1 Assemble a purge and trap device that meets the specifications in Section 6.4. Condition the device as described in Section 9.1.1.

9.3.3.2 Connect the purge and trap device to the gas chromatograph. The gas chromatograph must be operated using temperature and flow rate parameters equivalent to those in 9.1.2.

9.3.3.3 Add 10 µL of the internal standard solution (Section 7.2.4.3) to each of the five aqueous calibration standard solutions containing the system monitoring compounds (Section 7.2.4.6) for a concentration of 50 µg/L at time of purge. Analyze each calibration standard according to Section 10.

9.3.3.4 Separate initial and continuing calibrations must be performed for water samples and low level soil/sediment samples (unheated purge vs. heated purge). Extracts of medium level soil/sediment samples may be analyzed using the calibrations of water samples.

9.3.4 Calculations for Initial Calibration

9.3.4.1 Calculate the relative response factor (RRF) for each volatile target and system monitoring compound using Equation 1. The primary characteristic ions used for quantitation are listed in Table 2 and Table 4. Assign the target compounds, and system monitoring compound to an internal standard according to Table 3. If an interference prevents the use of a primary ion for a given internal standard, use a secondary ion listed in Table 4. NOTE: Unless otherwise stated, the area response of the primary characteristic ion is the quantitation ion.

Equation 1.

$$RRF = \frac{A_x}{A_{is}} \times \frac{C_{is}}{C_x}$$

Where:

A_x = Area of the characteristic ion (EICP) for the compound to be measured (see Table 2).

A_{is} = Area of the characteristic ion (EICP) for the specific internal standard (see Tables 3 and 4).

C_{is} = Concentration of the internal standard (µg/mL).

C_x = Concentration of the compound to be measured (µg/mL).

0000323

9.3.4.2 Calculating the relative response factor of the xylenes and the cis- and trans- isomers of 1,2-dichloroethene requires special attention. On packed columns, o- and p-xylene isomers co-elute. On capillary columns, the m- and p-xylene isomers co-elute. Therefore, when calculating the relative response factor in the equation above, use the area response (A_x) and concentration (C_x) of the peak that represents the single isomer on the GC column used for analysis.

9.3.4.3 For the cis- and trans- isomers of 1,2-dichloroethene which may co-elute on packed columns but not on capillary columns, both isomers must be present in the standards. If the two isomers co-elute, use the area of the co-eluting peak and the total concentration of the two isomers in the standard to determine the relative response factor. If the two isomers do not co-elute, sum the areas of the two peaks and the concentrations of the two isomers in the standard to determine the relative response factor.

9.3.4.4 The mean relative response factor ($\overline{RRF}$) must be calculated for all compounds.

9.3.4.5 Calculate the % Relative Standard Deviation (%RSD) of the RRF values over the working range of the curve.

Equation 2

$$\%RSD = \frac{\text{Standard deviation}}{\text{mean}} \times 100$$

Where:

$$\text{Standard Deviation} = \sqrt{\frac{\sum_{i=1}^{n}\left(x_i - \bar{x}\right)^2}{(n - 1)}}$$

Where:

x_i = each individual value used to calculate the mean

$\bar{x}$ = the mean of n values

n = the total number of values

0000324

Injection Log

Upstate Laboratories, Inc.

SDG Sequence Summary

Instrument Name: 12.0

Sample List Name: ENH01

	Continuing Calibration/Tune			Calibration	Sample	Ref. Blank	Misc.	Acquisition	
	Date	Tim	File Name	File Name	File Name	File Name		Date	Tim
1	3/6/01	10:28	C8025.D				TUN	3/6/01	10:28
2	3/6/01	11:16	C8026.D				ICCAL	3/6/01	11:16
3				C8027.D			STD	3/6/01	12:07
4				C8028.D			STD	3/6/01	12:44
5				C8029.D			STD	3/6/01	13:19
6				C8030.D			STD	3/6/01	13:54
7	3/7/01	9:11	C8038.D				TUN	3/7/01	9:11
8	3/7/01	10:56	C8039.D				CCAL	3/7/01	10:56
9					C8040.D		MBLK	3/7/01	11:48
10					C8041.D	C8040.D	SMP	3/7/01	12:22
11					C8042.D	C8040.D	SMP	3/7/01	12:58
12					C8043.D	C8040.D	SMP	3/7/01	13:33
13					C8045.D	C8040.D	MS	3/7/01	14:43
14					C8046.D	C8040.D	MSD	3/7/01	15:18
15					C8047.D	C8040.D	SMP	3/7/01	15:53
16	3/8/01	9:22	C8056.D				TUN	3/8/01	9:22
17	3/8/01	10:23	C8057.D				CCAL	3/8/01	10:23
18					C8058.D	C8040.D	MBLK	3/8/01	11:24
19					C8059.D	C8058.D	SMP	3/8/01	12:00
20					C8060.D	C8058.D	SMP	3/8/01	12:36
21					C8062.D	C8058.D	SMP	3/8/01	13:47
22					C8064.D	C8058.D	SMP	3/8/01	14:58

SDG Sequence Summary

Instrument Name: 13.0

Sample List Name: ENH01

	Continuing Calibration/Tune			Calibration	Sample	Ref. Blank	Misc.	Acquisition	
	Date	Tim	File Name	File Name	File Name	File Name		Date	Tim
1	3/9/01	11:53	D5181.D				TUN	3/9/01	11:53
2	3/9/01	14:20	D5182.D				ICCAL	3/9/01	14:20
3				D5183.D			STD	3/9/01	14:58
4				D5184.D			STD	3/9/01	15:36
5				D5185.D			STD	3/9/01	16:15
6				D5186.D			STD	3/9/01	16:53
7					D5187.D		MBLK	3/9/01	17:31
8					D5188.D	D5187.D	SMP	3/9/01	18:09
9					D5189.D	D5187.D	SMP	3/9/01	18:46
10					D5190.D	D5187.D	SMP	3/9/01	19:24
11					D5192.D	D5187.D	SMP	3/9/01	20:41
12	3/12/01	14:49	D5201.D				TUN	3/12/01	14:49
13	3/12/01	19:25	D5213.D				CCAL	3/12/01	19:25
14					D5207.D		MBLK	3/12/01	20:04
15					D5208.D	D5207.D	SMP	3/12/01	20:43
16					D5209.D	D5207.D	SMP	3/12/01	21:21
17					D5211.D	D5207.D	MS	3/12/01	22:38
18					D5212.D	D5207.D	MSD	3/12/01	23:16

Volatile GC/MS Injection Log

Instrument: HP5971 #12.0	
GC Column: RTX-VOLATILE 30m (or equivalent)	
*Init Cal Date 1: 3-6-01	
+Init Cal Date 2:	

Client Name	Client Name
1) QA/QC	5)
2)	6)
3)	7)
4)	8)

	Client	Sample No.	Method/ID File	Samp Vol	Method	List	Number	Data File Date	Time	Dil. Factor	IS
1		BFB	C030106100	5ml	8260	VOA	C8025	3-6-01	1028	-	-
2		VSTD050					C8026		1116	-	
3		VSTD200					C8027		1207	-	
4		VSTD100					C8028		1744	-	
5		VSTD020					C8029		1319	-	
6		VSTD010					C8030		1254	-	
7											
8											
9											
10											
11											
12											
13											
14											
15											
16											
17											
18											
19											
20											
21											
22											
23											
24											
25											
26											
27											
28											
29											

Comments:

Method	Source	Date
624	Fed Reg. Vol 49. #209	10/26/1984
8240	USEPA SW846,Rev 2	09/01/1994
8260	USEPA SW846,Rev 2	09/01/1994
TCLP	8240 w/Mtd extraction	09/01/1994
FedCLP	USEPA CLP OLM03.0	04/03/1900
ASPCL	DEC Superfund-95-1	04/04/1900

Analyzed by: [illegible]

0000329

Volatile GC/MS Injection Log

CCCChk Internal Std Limits

				High limit
				Low limit

Pre-run maintenance
- ✓ Purge & Bake system
- ___ Change trap
- ___ Change column
- ___ Clean source
- ___ Change He tank

	Int. Std. #1	Int. Std. #2	Int. Std. #3	Int. Std. #4	Surr. #1	Surr. #2	Surr. #3	Matrix Water	Matrix Soil	Batch No.	Comments	Tape #	
1	—	—	—	—	—	—	—	X		initial cal			1
2	277031	298120	220461	141027	—	—	—						2
3	278957	298017	218813	140710	—	—	—						3
4	262650	286977	210987	136547	—	—	—						4
5	275078	297302	219932	141525	—	—	—						5
6	251705	277163	208553	135263	—	—	—	↓		↓			6
7													7
8													8
9													9
10													10
11													11
12													12
13													13
14													14
15													15
16													16
17													17
18													18
19													19
20													20
21													21
22													22
23													23
24													24
25													25
26													26
27													27
28													28
29													29

IS #1= Pentafluorobenzene

IS#2=1,4-Difluorobenzene

IS#3=Chlorobenzene-5

IS#4=1,4-dichlorobenzene-d4

	Water limits	Soil Limits
Surr #1 % Rececovery	76-114	70-121
Surr #2 % Rececovery	88-110	84-138
Surr #3 % Rececovery	86-115	59-113

Analyzed by: KO

Page No. 80

INJLOGV2.XLS

Volatile GC/MS Injection Log

Instrument: HP5971 #12.0	
GC Column: RTX-VOLATILE 30m (or equivalent)	
*Init Cal Date 1: 3-6-01	
+Init Cal Date 2:	

Client Name	Client Name
1) QA/QC EW	5) OP-Tech
2) Envir. Hydro	6)
3) Brocon	7)
4) P. Hinkley	8)

	Client	Sample No.	Method/ID File	Samp Vol	Method	List	Number	Data File Date	Time	Dil. Factor	IS
1	1	BFB	C030060	5ml	8260	VOA	C8038	3-7-01	911	-	-
2		CC					C8039		1056	-	
3		MB					C8040		1148	-	
4	↓	RS					C8041		1222	-	
5	2	610D19					C8042		1258	-	
6		610D20					C8043		1333	-	
7		610D21					C8044		1408	-	
8		610D21MS					C8045		1443	-	
9		610921MSD					C8046		1518	-	
10	↓	610D22		↓			C8047		1553	-	
11	3	6000104		50ml			C8048		1629	10	
12	4	610D53		5ml			C8049		1704	-	
13		610D55					C8050		1740	-	
14		610D57					C8051		1816	-	
15		610D59					C8052		1851	-	
16	↓	610D61		↓			C8053		1927	-	
17	5	610D62	↓	50ml	↓	↓	C8054	↓	2003	10	
18											
19											
20											
21											
22											
23											
24											
25											
26											
27											
28											
29											

Comments: 61-62 (OP Tech) sampled improperly in plastic bags

Method	Source	Date
624	Fed Reg, Vol 49, #209	10/26/1984
8240	USEPA SW846.Rev 2	09/01/1994
8260	USEPA SW846.Rev 2	09/01/1994
TCLP	8240 w/Mtd extraction	09/01/1994
FedCLP	USEPA CLP OLM03.0	04/03/1900
ASPCL	DEC Superfund-95-1	04/04/1900

INJLOGV.XLS

Analyzed by: NO

Volatile GC/MS Injection Log

CCCChk Internal Std Limits

			High limit
			Low limit

Pre-run maintenance
- ✓ Purge & Bake system
- ___ Change trap
- ___ Change column
- ___ Clean source
- ___ Change He tank

Int. Std. #1	Int. Std. #2	Int. Std. #3	Int. Std. #4	Surr. #1	Surr. #2	Surr. #3	Matrix Water	Matrix Soil	Batch No.	Comments	Tape #	
—	—	—	—	—	—	—	X		VM3339			1
269354	288378	213814	137994	—	—	—						2
276977	297027	223612	139803	92	92	93						3
260081	284384	210938	134642	101	98	100						4
271817	286438	214644	136466	92	93	94						5
274427	289103	216109	136057	95	95	96				RR 1:50		6
259217	282631	210003	130038	93	91	90				RR 5ml		7
252884	276413	208077	132428	100	98	100						8
255430	278697	209889	132621	96	93	95						9
263966	287350	216125	137570	94	91	93				RR 1:2		10
256603	281518	212436	134303	97	94	97				TCLP		11
263737	286143	216292	136936	92	89	91						12
25525	241419	185070	116528	106	99	105						13
245159	270931	203045	127446	104	99	103				RR 1:5		14
265076	278732	209261	126435	94	95	94						15
247263	271884	204434	128315	101	97	100						16
244683	269523	204771	123570	106	103	104	V		V	TCLP		17
												18
												19
												20
												21
												22
												23
												24
												25
												26
												27
												28
												29

IS #1= Pentafluorobenzene

IS#2=1,4-Difluorobenzene

IS#3=Chlorobenzene-5

IS#4=1,4-dichlorobenzene-d4

	Water limits	Soil Limits
Surr #1 % Rececovery	76-114	70-121
Surr #2 % Rececovery	88-110	84-138
Surr #3 % Rececovery	86-115	59-113

Analyzed by: KO

Page No. 82

0000332

INJLOGV2.XLS

Volatile GC/MS Injection Log

Instrument: HP5971 #12.0	
GC Column: RTX-VOLATILE 30m (or equivalent)	
*Init Cal Date 1: 3-6-01	
+Init Cal Date 2:	

Client Name	Client Name
1) QA/QC	5)
2) Env. Hydro	6)
3) D. Trivita	7)
4) Broccon	8)

	Client	Sample No.	Method/ID File	Samp Vol	Method	List	Number	Data File Date	Time	Dil. Factor	IS
1	1	BFB	C030060	5ml	8240	WA	C8056	3-6-01	922	-	-
2		CC					C8057		1023	-	
3		MB					C8058		1124	-	
4		RS					C8059		1200	-	
5	2	6101020		100ml			C8060		1236	50	
6		6101021		5ml			C8061		1311	-	
7		6101022		2.5ml			C8062		1347	2	
8	3	6101037		1ml			C8063		1422	5	
9	2	6101021		5ml			C8064		1458	-	
10	4	6601043		100ml			C8065		1610	50	
11		6601043MS		100ml			C8067		1645		
12		6601043MSD					C8068		1721		
13		6601044					C8069		1757		
14		6601045					C8070		1832		
15		6601046					C8071		1908		
16		6601047		5ml			C8072		1944	-	
17											
18											
19											
20											
21											
22											
23											
24											
25											
26											
27											
28											
29											

Comments:

Method	Source	Date
624	Fed Reg. Vol 49, #209	10/26/1984
8240	USEPA SW846,Rev 2	09/01/1994
8260	USEPA SW846,Rev 2	09/01/1994
TCLP	8240 w/Mtd extraction	09/01/1994
FedCLP	USEPA CLP OLM03.0	04/03/1990
ASPCL	DEC Superfund-95-1	04/04/1990

Analyzed by: KO

Page No. 000033

Volatile GC/MS Injection Log

CCCChk Internal Std Limits

			High limit
			Low limit

Pre-run maintenance
- X Purge & Bake system
- ___ Change trap
- ___ Change column
- ___ Clean source
- ___ Change He tank

Int. Std #1	Int. Std. #2	Int. Std. #3	Int. Std. #4	Surr. #1	Surr. #2	Surr. #3	Matrix Water	Matrix Soil	Batch No.	Comments	Tape #	
—	—	—	—	—	—	X	X		WM13341			1
281174	301747	223009	143212	-	—	—						2
276330	298627	223434	139552	102	101	101						3
269100	289898	210914	137082	104	104	105						4
250456	277280	210457	137545	105	104	107						5
265057	285346	237164	132850	100	99	101				KR MEK carryover		6
259264	279458	210335	129936	101	100	102						7
258811	277086	209265	131021	105	103	106						8
260425	276999	209434	130886	101	103	105						9
233491	258197	193651	118445	110	105	106		X		12g→10ml MeOH		10
251361	271586	202040	124048	111	109	109						11
248485	268609	198712	124590	111	109	108						12
235108	260322	192511	120851	102	96	99						13
239010	265469	194374	115446	106	102	100						14
236016	263806	197592	117471	106	99	100						15
241482	264205	201455	122024	102	100	99	X					16

IS #1= Pentafluorobenzene

IS#2=1,4-Difluorobenzene

IS#3=Chlorobenzene-5

IS#4=1,4-dichlorobenzene-d4

	Water limits	Soil Limits
Surr =1 % Rececovery	76-114	70-121
Surr =2 % Rececovery	88-110	84-138
Surr =3 % Rececovery	86-115	59-113

Analyzed by: KO

Page No. 84

INJLOGV2.XLS

Volatile GC/MS Injection Log

Instrument: HP5970 [redacted]#3.0	
GC Column: RTX-VOLATILE 30m (or equivalent)	
*Init Cal Date 1: 3-9-01	
+Init Cal Date 2:	

Client Name	Client Name
1) QA/QC	5)
2) env. hyds.	6)
3)	7)
4)	8)

	Client	Sample No.	Method/ID File	Samp Vol	Method	List	Number	Data File Date	Time	Dil. Factor	IS
1		BFB	D3096CXS	5ml	8240	VOA	D5181	3-9-01	1153	-	
2		VSTD050					D5182		1220	-	
3		VSTD200					D5183		1458	-	
4		VSTD100					D5184		1536	-	
5		VSTD020					D5185		1615	-	
6		VSTD010					D5186		1653	-	
7		MB					D5187		1731	-	
8		LCS					D5188		1809	-	
9	2	610015		5g			D5189		1846	-	
10		610016					D5190		1924	-	
11		610017					D5192		2041	-	
12											
13											
14											
15											
16											
17											
18											
19											
20											
21											
22											
23											
24											
25											
26											
27											
28											
29											

Comments:

Method	Source	Date
624	Fed Reg, Vol 49, #209	10/26/1984
8240	USEPA SW846,Rev 2	09/01/1994
8260	USEPA SW846,Rev 2	09/01/1994
TCLP	8240 w/Mtd extraction	09/01/1994
FedCLP	USEPA CLP OLM03.0	04/03/1900
ASPCL	DEC Superfund-95-1	04/04/1900

INJLOGV.XLS

Analyzed by: MC/KC

0000335

Volatile GC/MS Injection Log

CCCChk Internal Std Limits

				High limit
				Low limit

Pre-run maintenance
- ✓ Purge & Bake system
- ___ Change trap
- ___ Change column
- ___ Clean source
- ___ Change He tank

Int. Std. #1	Int. Std. #2	Int. Std. #3	Int. Std. #4	Surr. #1	Surr. #2	Surr. #3	Matrix Water	Matrix Soil	Batch No.	Comments	Tape #	
—	—	—	—	—	—	—	X		113344			1
376552	334275	247457	176290	—	—	—						2
250134	329546	253037	189047	—	—	—						3
185317	205332	211259	195090	—	—	—						4
420417	397171	285258	203110	—	—	—						5
299756	218169	192698	171994	—	—	—						6
379401	355756	261916	187719	97	87	93						7
373504	302513	258521	197015	102	85	92						8
206852	211685	177105	135210	118	101	108		X				9
244101	236559	232488	147199	108	95	90						10
197417	201234	156953	115380	111	85	100		↓	↓			11
												12
												13
												14
												15
												16
												17
												18
												19
												20
												21
												22
												23
												24
												25
												26
												27
												28
												29

IS #1= Pentafluorobenzene

IS#2=1,4-Difluorobenzene

IS#3=Chlorobenzene-5

IS#4=1,4-dichlorobenzene-d4

	Water limits	Soil Limits
Surr #1 % Rececovery	76-114	70-121
Surr #2 % Rececovery	88-110	84-138
Surr #3 % Rececovery	86-115	59-113

Analyzed by: KL

Page No. 72

Volatile GC/MS Injection Log

Instrument: HP5970 [redacted]#3.0	
GC Column: RTX-VOLATILE 30m (or equivalent)	
*Init Cal Date 1: 3-9-01	
+Init Cal Date 2:	

Client Name	Client Name
1) QA/QC	5)
2) Env. hydr.	6)
3)	7)
4)	8)

	Client	Sample No.	Method/ID File	Samp Vol	Method	List	Number	Data File Date	Time	Dil. Factor	IS
1	1	BFB	D0960XS	5ml	8260	VOA	D5201	3-12-01	1449	-	-
2	↓	CC	↓	↓	↓	↓	D5203		1925	-	
3	↓	MB	↓	↓	↓	↓	D5207	↓	2004	-	
4	↓	LCS	↓	↓	↓	↓	D5208	↓	2043	-	
5	2	6101018	↓	5g	↓	↓	D5209	↓	2121	-	
6	↓	6101017MS	↓	↓	↓	↓	D5211	↓	2238	-	
7	↓	6101017MSD	↓	↓	↓	↓	D5212	↓	2316	-	
8											
9											
10											
11											
12											
13											
14											
15											
16											
17											
18											
19											
20											
21											
22											
23											
24											
25											
26											
27											
28											
29											

Comments: _____

Method	Source	Date
624	Fed Reg, Vol 49, #209	10/26/1984
8240	USEPA SW846,Rev 2	09/01/1994
8260	USEPA SW846,Rev 2	09/01/1994
TCLP	8240 w/Mtd extraction	09/01/1994
FedCLP	USEPA CLP OLM03.0	04/03/1900
ASPCL	DEC Superfund-95-1	04/04/1900

INJLOGV.XLS

Analyzed by: KL

Page No. 73

0000337

Volatile GC/MS Injection Log

CCCChk Internal Std Limits

				High limit
				Low limit

Pre-run maintenance
- ✓ Purge & Bake system
- ___ Change trap
- ___ Change column
- ___ Clean source
- ___ Change He tank

Int. Std. #1	Int. Std. #2	Int. Std. #3	Int. Std. #4	Surr. #1	Surr. #2	Surr. #3	Matrix Water	Matrix Soil	Batch No.	Comments	Tape #	
✓	—	—	—	—	—	—	X		VM3346			1
216436	205925	202403	190419	-	—	—	↓					2
426796	374776	265747	203550	88	89	75		X				3
417144	364791	269938	201336	91	91	95						4
354845	324124	232493	134863	94	97	68						5
352875	323967	220508	123328	93	91	98						6
240491	316460	216224	126163	92	87	66	↓		↓			7
												8
												9
												10
												11
												12
												13
												14
												15
												16
												17
												18
												19
												20
												21
												22
												23
												24
												25
												26
												27
												28
												29

IS #1= Pentafluorobenzene

IS#2=1,4-Difluorobenzene

IS#3=Chlorobenzene-5

IS#4=1,4-dichlorobenzene-d4

	Water limits	Soil Limits
Surr #1 % Rececovery	76-114	70-121
Surr #2 % Rececovery	88-110	84-138
Surr #3 % Rececovery	86-115	59-113

Analyzed by: KL

Page No. 74

Dept. of Environmental Conservation
RECEIVED
MAY 14 2001
Regional Engineer - Region 5
Ray Brook, NY 12977

APPENDIX ~~I~~ J as per 8/06/01 submittal Russ M.

UPSTATE LABORATORIES INC.

ANALYTICAL RESULTS

AND QA/QC CATEGORY B INFORMATION

FOR

MW-3

Upstate Laboratories, Inc.

6034 Corporate Drive
East Syracuse, New York 13057-1017

Sample Data Summary Package

Case Narrative, Summary of Test Results, Summary of QC Results, and Chain of Custody Documentation
Volume 1 of 2

SDG No. ENH02

Project:

Sharon Cleaners
Saratoga Springs, New York

Prepared for:

Ms. Mona M. Zullo
Environmental Hydrogeology Corp.
900 Route 146
Clifton Park, NY 12065

Samples Collected:

April 12, 2001

New York Lab Code 10170

NEW YORK STATE DEPARTMENT OF ENVIRONMENTAL CONSERVATION

SAMPLE IDENTIFICATION AND
ANALYTICAL REQUIREMENT SUMMARY

Customer Sample Code	Laboratory Sample Code	Analytical Requirements					
		VOA GC/MS Method #	BNA GC/MS Method #	VOA GC Method #	Pest PCBs Method #	Metals	Wet Chemistry and Other
MW-3	10301113	8260	-	-	-	-	-
MW-3 MS	10301113MS	8260	-	-	-	-	-
MW-3 MSD	10301113MSD	8260	-	-	-	-	-

Narrative

1.0 Summary

This report presents the sample test results and quality control results for one groundwater sample collected for the Sharon Cleaners Project, Saratoga Springs, New York. The samples were analyzed for the parameters listed in Section 3.0, below.

This report is divided into two packages and two volumes. The Sample Data Summary Package (Volume 1) presents a summary of the test results and quality control data. This abbreviated format is useful to engineers and environmental scientists. The Sample Data Package (Volume 2) is a comprehensive report containing instrument raw data. It is formatted for validation by an independent third party.

2.0 Chain of Custody

The sample was collected by Environmental Hydrogeology Corp. on April 12, 2001, and was dropped of at Upstate Laboratories Inc., Albany, New York. From there the sample was shipped to Upstate Laboratories, Inc., Syracuse, New York via Eastern Connection. The Chain of Custody documentation is copied in Volumes 1 & 2.

3.0 Methodology

The analyses were performed using test methods developed by the USEPA. The specific method numbers are:

Parameter	Method	Reference
Volatile Organics	8260	(3)

(3) "Test Methods for Evaluating Solid Waste, Physical/Chemical Methods", USEPA, SW-846, 3rd ED.

4.0 Quality Control

Quality control data includes method blanks, reference samples, matrix spikes, matrix spike duplicates, duplicates, and surrogate recoveries. For wet chemistry, the association of QC data with sample data is made through the use of the "File No." found on both the final report pages and the QC summary pages.

5.0 Internal Validation

The following observations are offered:

Volatiles by GC/MS

Holding Time : Criteria were satisfied.

Calibration : Several target compounds were manually integrated in the IC and CC. Some compounds in the IC and CC exceeded the 15% deviation limit. However, the average overall %RSD was less than 15%, so the calibration is valid.

Method Blanks	: Criteria were satisfied.
MSB	: Criteria were satisfied.
MS/MSD	: Criteria were satisfied.
Surrogates	: Criteria were satisfied.
Inter. Stds.	: Criteria were satisfied.

Approved

Anthony J. Scala, Director

QC088-02

Sample Data

Upstate Laboratories, Inc.

1A

EPA SAMPLE NO.

VOLATILE ORGANICS ANALYSIS DATA SHEET

MW-3

Lab Name: UPSTATE LABS INC. Contract: ENVIRO. H

Lab Code: 10170 Case No.: 01 SAS No.: _____ SDG No.: ENH02

Matrix: (soil/water) WATER Lab Sample ID: 10301113

Sample wt/vol: 5.0 (g/ml) ML Lab File ID: D5453.D

Level: (low/med) LOW Date Received: 4/13/01

% Moisture: not dec. _____ Date Analyzed: 4/18/01

GC Column: RTX-VM ID: 0.53 (mm) Dilution Factor: 1.0

Soil Extract Volume: _____ (uL) Soil Aliquot Volume: _____ (uL)

CONCENTRATION UNITS:

CAS NO.	COMPOUND	(ug/L or ug/Kg) UG/L	Q
74-87-3	Chloromethane	5	U
75-1-4	Vinyl Chloride	5	U
74-83-9	Bromomethane	5	U
75-00-3	Chloroethane	5	U
75-69-4	Trichlorofluoromethane	5	U
67-64-1	Acetone	10	U
75-35-4	1,1-Dichloroethene	5	U
74-88-4	Iodomethane	5	U
75-15-0	Carbon Disulfide	5	U
75-09-2	Methylene Chloride	5	U
107-13-1	Acrylonitrile	100	U
156-60-5	trans-1,2-Dichloroethene	5	U
75-34-33	1,1-Dichloroethane	5	U
108-5-4	Vinyl Acetate	50	U
78-93-3	2-Butanone	10	U
156-59-2	cis-1,2-Dichloroethene	5	U
67-66-3	Chloroform	5	U
74-97-5	Bromochloromethane	5	U
71-55-6	1,1,1-Trichloroethane	5	U
56-23-5	Carbon Tetrachloride	5	U
71-43-2	Benzene	5	U
107-06-2	1,2-Dichloroethane	5	U
97-01-6	Trichloroethene	5	U
78-87-5	1,2-Dichloropropane	5	U
75-27-4	Bromodichloromethane	5	U
74-95-3	Dibromomethane	5	U
108-10-1	4-Methyl-2-pentanone	10	U
10061-1-5	cis-1,3-Dichloropropene	5	U
108-88-3	Toluene	5	U
10061-2-6	trans-1,3-Dichloropropene	5	U
79-00-5	1,1,2-Trichloroethane	5	U
591-78-6	2-Hexanone	10	U
127-18-4	Tetrachloroethene	9	
124-48-1	Dibromochloromethane	5	U
106-93-4	1,2-Dibromoethane	5	U
108-90-7	Chlorobenzene	5	U
630-20-6	1,1,1,2-Tetrachloroethane	5	U
100-41-4	Ethylbenzene	5	U
108-38-3	m,p-Xylene	5	U

0000002

4/20/01 TP 4.30

1A

EPA SAMPLE NO.

VOLATILE ORGANICS ANALYSIS DATA SHEET

MW-3

Lab Name: UPSTATE LABS INC. Contract: ENVIRO. H

Lab Code: 10170 Case No.: 01 SAS No.: _____ SDG No.: ENH02

Matrix: (soil/water) WATER Lab Sample ID: 10301113

Sample wt/vol: 5.0 (g/ml) ML Lab File ID: D5453.D

Level: (low/med) LOW Date Received: 4/13/01

% Moisture: not dec. _____ Date Analyzed: 4/18/01

GC Column: RTX-VM ID: 0.53 (mm) Dilution Factor: 1.0

Soil Extract Volume: _____ (uL) Soil Aliquot Volume: _____ (uL)

CONCENTRATION UNITS:

CAS NO.	COMPOUND	(ug/L or ug/Kg) UG/L	Q
95-47-6	o-Xylene	5	U
100-42-5	Styrene	5	U
75-25-2	Bromoform	5	U
79-34-5	1,1,2,2-Tetrachloroethane	5	U
96-18-4	1,2,3-Trichloropropane	5	U
110-57-6	1,4-Dichloro-2-butene	10	U
541-73-1	1,3-Dichlorobenzene	5	U
106-46-7	1,4-Dichlorobenzene	5	U
95-50-1	1,2-Dichlorobenzene	5	U
96-12-8	1,2-Dibromo-3-chloro-propane	10	U

4/30/01

16 4:30

0000092

1E

VOLATILE ORGANICS ANALYSIS DATA SHEET
TENTATIVELY IDENTIFIED COMPOUNDS

EPA SAMPLE NO.

MW-3

Lab Name: UPSTATE LABS INC. Contract: ENVIRO. H

Lab Code: 10170 Case No.: 01 SAS No.: _____ SDG No.: ENH02

Matrix: (soil/water) WATER Lab Sample ID: 10301113

Sample wt/vol: 5.0 (g/ml) ML Lab File ID: D5453.D

Level: (low/med) LOW Date Received: 4/13/01

% Moisture: not dec. _____ Date Analyzed: 4/18/01

GC Column: RTX-VM ID: 0.53 (mm) Dilution Factor: 1.0

Soil Extract Volume: _____ (uL) Soil Aliquot Volume: _____ (uL)

CONCENTRATION UNITS:
(ug/L or ug/Kg) UG/L

Number TICs found: 0

CAS NO.	COMPOUND NAME	RT	EST. CONC.	Q

Quality Control Data

Upstate Laboratories, Inc.

WATER VOLATILE SYSTEM MONITORING COMPOUND RECOVERY

Lab Name: UPSTATE LABS INC. Contract: ENVIRO. HYDRO

Lab Code: 10170 Case No.: 01 SAS No.: _____ SDG No.: ENH02

	EPA SAMPLE NO.	SMC1 #	SMC2 #	SMC3 #	TOT OUT
01	VBLK	105	100	100	0
02	VMBS	96	98	108	0
03	MW-3	101	88	89	0
04	MW-3 MS	111	104	97	0
05	MW-3 MSD	106	96	98	0

QC LIMITS

SMC1	=	Dibromofluoromethane	(86-118)
SMC2	=	Toluene-d8	(88-110)
SMC3	=	Bromofluorobenzene	(86-115)

Column to be used to flag recovery values

* Values outside of contract required QC limits

D System Monitoring Compound diluted out

WATER VOLATILE MATRIX SPIKE/MATRIX SPIKE DUPLICATE RECOVERY

Lab Name: UPSTATE LABS INC. Contract: ENVIRO. HYDRO

Lab Code: 10170 Case No.: 01 SAS No.: _____ SDG No.: ENH02

Matrix Spike - EPA Sample No MW-3

COMPOUND	SPIKE ADDED (ug/L)	SAMPLE CONCENTRATION (ug/L)	MS CONCENTRATION (ug/L)	MS % REC #	QC LIMITS REC.
1,1-Dichloroethene	50	0.0	54	108	61 - 145
Benzene	50	0.0	55	110	76 - 127
Trichloroethene	50	0.0	53	106	71 - 120
Toluene	50	0.0	54	108	76 - 125
Chlorobenzene	50	0.0	53	106	75 - 130

COMPOUND	SPIKE ADDED (ug/L)	MSD CONCENTRATION (ug/L)	MSD % REC #	% RPD #	QC LIMITS RPD	QC LIMITS REC.
1,1-Dichloroethene	50	54	108	0	14	61 - 145
Benzene	50	54	108	2	11	76 - 127
Trichloroethene	50	53	106	0	14	71 - 120
Toluene	50	49	98	10	13	76 - 125
Chlorobenzene	50	54	108	2	13	75 - 130

Column to be used to flag recovery and RPD values with an asterisk

* Values outside of QC limits

RPD: 0 out of 5 outside limits

Spike Recovery: 0 out of 10 outside limits

COMMENTS: _____

WATER VOLATILE MATRIX SPIKE BLANK RECOVERY

Lab Name: Upstate Labs Inc. Contract: ENV. HTDRO.

Lab Code: 10170 Case 1 SAS No.: _____ SDG No.: ENVH02

Matrix Spike-EPA Sample No.: VBLK Level (low/med): Low

COMPOUND	SPIKE ADDED (ug/l)	SAMPLE CONCENTRATION (ug/l)	MS CONCENTRATION (ug/l)	MS % REC	QC LIMITS
1,1-Dichloroethene	50	0	41	82	61-145
Benzene	50	0	47	94	76-127
Trichloroethene	50	0	50	100	71-120
Toluene	50	0	48	96	76-125
Chlorobenzene	50	0	48	96	75-130

4A

EPA SAMPLE NO.

VOLATILE METHOD BLANK SUMMARY

VBLK

Lab Name: UPSTATE LABS INC. Contract: ENVIRO. H

Lab Code: 10170 Case No.: 01 SAS No.: _____ SDG No.: ENH02

Lab File ID: D5441.D Lab Sample ID: METHOD BLANK

Date Analyzed: 4/18/01 Time Analyzed: 11:52

GC Column: RTX-VM ID: 0.53 (mm) Heated Purge: (Y/N) N

Instrument ID: 13.0

THIS METHOD BLANK APPLIES TO THE FOLLOWING SAMPLES, MS AND MSD:

	EPA SAMPLE NO.	LAB SAMPLE ID	LAB FILE ID	TIME ANALYZED
01	VMBS	BLANK SPIKE	D5442.D	12:28
02	MW-3	10301113	D5453.D	19:10
03	MW-3 MS	10301113MS	D5454.D	19:46
04	MW-3 MSD	10301113MSD	D5455.D	20:23

COMMENTS

1A

EPA SAMPLE NO.

VOLATILE ORGANICS ANALYSIS DATA SHEET

VBLK

Lab Name: UPSTATE LABS INC. Contract: ENVIRO. H

Lab Code: 10170 Case No.: 01 SAS No.: SDG No.: ENH02

Matrix: (soil/water) WATER Lab Sample ID: METHOD BLANK

Sample wt/vol: 5.0 (g/ml) ML Lab File ID: D5441.D

Level: (low/med) LOW Date Received: 4/13/01

% Moisture: not dec. Date Analyzed: 4/18/01

GC Column: RTX-VM ID: 0.53 (mm) Dilution Factor: 1.0

Soil Extract Volume: (uL) Soil Aliquot Volume: (uL)

CAS NO.	COMPOUND	CONCENTRATION UNITS: (ug/L or ug/Kg) UG/L	Q
74-87-3	Chloromethane	5	U
75-1-4	Vinyl Chloride	5	U
74-83-9	Bromomethane	5	U
75-00-3	Chloroethane	5	U
75-69-4	Trichlorofluoromethane	5	U
67-64-1	Acetone	10	U
75-35-4	1,1-Dichloroethene	5	U
74-88-4	Iodomethane	5	U
75-15-0	Carbon Disulfide	5	U
75-09-2	Methylene Chloride	5	U
107-13-1	Acrylonitrile	100	U
156-60-5	trans-1,2-Dichloroethene	5	U
75-34-33	1,1-Dichloroethane	5	U
108-5-4	Vinyl Acetate	50	U
78-93-3	2-Butanone	10	U
156-59-2	cis-1,2-Dichloroethene	5	U
67-66-3	Chloroform	5	U
74-97-5	Bromochloromethane	5	U
71-55-6	1,1,1-Trichloroethane	5	U
56-23-5	Carbon Tetrachloride	5	U
71-43-2	Benzene	5	U
107-06-2	1,2-Dichloroethane	5	U
97-01-6	Trichloroethene	5	U
78-87-5	1,2-Dichloropropane	5	U
75-27-4	Bromodichloromethane	5	U
74-95-3	Dibromomethane	5	U
108-10-1	4-Methyl-2-pentanone	10	U
10061-1-5	cis-1,3-Dichloropropene	5	U
108-88-3	Toluene	5	U
10061-2-6	trans-1,3-Dichloropropene	5	U
79-00-5	1,1,2-Trichloroethane	5	U
591-78-6	2-Hexanone	10	U
127-18-4	Tetrachloroethene	5	U
124-48-1	Dibromochloromethane	5	U
106-93-4	1,2-Dibromoethane	5	U
108-90-7	Chlorobenzene	5	U
630-20-6	1,1,1,2-Tetrachloroethane	5	U
100-41-4	Ethylbenzene	5	U
108-38-3	m,p-Xylene	5	U

EPA SAMPLE NO.

VOLATILE ORGANICS ANALYSIS DATA SHEET

VBLK

Lab Name: UPSTATE LABS INC. Contract: ENVIRO. H

Lab Code: 10170 Case No.: 01 SAS No.: _____ SDG No.: ENH02

Matrix: (soil/water) WATER Lab Sample ID: METHOD BLANK

Sample wt/vol: 5.0 (g/ml) ML Lab File ID: D5441.D

Level: (low/med) LOW Date Received: 4/13/01

% Moisture: not dec. _____ Date Analyzed: 4/18/01

GC Column: RTX-VM ID: 0.53 (mm) Dilution Factor: 1.0

Soil Extract Volume: _____ (uL) Soil Aliquot Volume: _____ (uL)

CONCENTRATION UNITS:

CAS NO.	COMPOUND	(ug/L or ug/Kg) UG/L	Q
95-47-6	o-Xylene	5	U
100-42-5	Styrene	5	U
75-25-2	Bromoform	5	U
79-34-5	1,1,2,2-Tetrachloroethane	5	U
96-18-4	1,2,3-Trichloropropane	5	U
110-57-6	1,4-Dichloro-2-butene	10	U
541-73-1	1,3-Dichlorobenzene	5	U
106-46-7	1,4-Dichlorobenzene	5	U
95-50-1	1,2-Dichlorobenzene	5	U
96-12-8	1,2-Dibromo-3-chloro-propane	10	U

1E

VOLATILE ORGANICS ANALYSIS DATA SHEET
TENTATIVELY IDENTIFIED COMPOUNDS

EPA SAMPLE NO.

VBLK

Lab Name: UPSTATE LABS INC. Contract: ENVIRO. H

Lab Code: 10170 Case No.: 01 SAS No.: _____ SDG No.: ENH02

Matrix: (soil/water) WATER Lab Sample ID: METHOD BLANK

Sample wt/vol: 5.0 (g/ml) ML Lab File ID: D5441.D

Level: (low/med) LOW Date Received: 4/13/01

% Moisture: not dec. _____ Date Analyzed: 4/18/01

GC Column: RTX-VM ID: 0.53 (mm) Dilution Factor: 1.0

Soil Extract Volume: _____ (uL) Soil Aliquot Volume: _____ (uL)

CONCENTRATION UNITS:
(ug/L or ug/Kg) UG/L

Number TICs found: 0

CAS NO.	COMPOUND NAME	RT	EST. CONC.	Q

VOLATILE ORGANIC INSTRUMENT PERFORMANCE CHECK
BROMOFLUOROBENZENE (BFB)

Lab Name: UPSTATE LABS INC. Contract: ENVIRO. H

Lab Code: 10170 Case No.: 01 SAS No.: SDG No.: ENH02

Lab File ID: D5245.D BFB Injection Date: 4/2/01

Instrument ID: 13.0 BFB Injection Time: 15:30

GC Column: RTX-VMS ID: 0.53 (mm) Heated Purge: (Y/N) N

m/e	ION ABUNDANCE CRITERIA	% RELATIVE ABUNDANCE
50	8.0 - 40.0% of mass 95	19.8
75	30.0 - 66.0% of mass 95	53.1
95	Base peak, 100% relative abundance	100.0
96	5.0 - 9.0% of mass 95	7.1
173	Less than 2.0% of mass 174	0.0 (0.0)1
174	50.0 - 120.0% of mass 95	84.2
175	4.0 - 9.0% of mass 174	6.4 (7.7)1
176	93.0 - 101.0% of mass 174	82.2 (97.6)1
177	5.0 - 9.0% of mass 176	5.8 (7.1)2

1-Value is % mass 174 2-Value is % mass 176

THIS CHECK APPLIES TO THE FOLLOWING SAMPLES, MS, MSD, BLANKS, AND STANDARDS:

	EPA SAMPLE NO.	LAB SAMPLE ID	LAB FILE ID	DATE ANALYZED	TIME ANALYZED
01	VSTD050	VSTD050	D5246.D	4/2/01	16:08
02	VSTD200	VSTD200	D5247.D	4/2/01	16:56
03	VSTD100	VSTD100	D5248.D	4/2/01	17:33
04	VSTD020	VSTD020	D5249.D	4/2/01	18:10
05	VSTD010	VSTD010	D5250.D	4/2/01	18:50

VOLATILE ORGANIC INSTRUMENT PERFORMANCE CHECK
BROMOFLUOROBENZENE (BFB)

Lab Name: UPSTATE LABS INC. Contract: ENVIRO. H

Lab Code: 10170 Case No.: 01 SAS No.: _____ SDG No.: ENH02

Lab File ID: D5439.D BFB Injection Date: 4/18/01

Instrument ID: 13.0 BFB Injection Time: 10:26

GC Column: RTX-VMS ID: 0.53 (mm) Heated Purge: (Y/N) N

m/e	ION ABUNDANCE CRITERIA	% RELATIVE ABUNDANCE
50	8.0 - 40.0% of mass 95	22.0
75	30.0 - 66.0% of mass 95	53.6
95	Base peak, 100% relative abundance	100.0
96	5.0 - 9.0% of mass 95	8.1
173	Less than 2.0% of mass 174	0.0 (0.0)1
174	50.0 - 120.0% of mass 95	77.1
175	4.0 - 9.0% of mass 174	5.6 (7.3)1
176	93.0 - 101.0% of mass 174	73.7 (95.5)1
177	5.0 - 9.0% of mass 176	5.0 (6.8)2

1-Value is % mass 174 2-Value is % mass 176

THIS CHECK APPLIES TO THE FOLLOWING SAMPLES, MS, MSD, BLANKS, AND STANDARDS:

	EPA SAMPLE NO.	LAB SAMPLE ID	LAB FILE ID	DATE ANALYZED	TIME ANALYZED
01	VSTD050CC	CONT CAL	D5440.D	4/18/01	11:05
02	VBLK	METHOD BLANK	D5441.D	4/18/01	11:52
03	VMBS	BLANK SPIKE	D5442.D	4/18/01	12:28
04	MW-3	10301113	D5453.D	4/18/01	19:10
05	MW-3 MS	10301113MS	D5454.D	4/18/01	19:46
06	MW-3 MSD	10301113MSD	D5455.D	4/18/01	20:23

VOLATILE INTERNAL STANDARD AREA AND RT SUMMARY

Lab Name: UPSTATE LABS INC. Contract: ENVIRO. HYDRO

Lab Code: 10170 Case No.: 01 SAS No.: _____ SDG No.: ENH02

Lab File ID (Standard): D5440.D Date Analyzed: 4/18/01

Instrument ID: 13.0 Time Analyzed: 11:05

GC Column: RTX-VMS ID: 0.53 (mm) Heated Purge (Y/N): N

		IS1(PFB) AREA #	RT #	IS2 AREA #	RT #	IS3 AREA #	RT #
	12 HOUR STD	511310	10.59	402838	11.51	282465	16.09
	UPPER LIMIT	1022620	11.09	805676	12.01	564930	16.59
	LOWER LIMIT	255655	10.09	201419	11.01	141233	15.59
	EPA SAMPLE NO.						
01	VBLK	494126	10.59	374647	11.50	266655	16.09
02	VMBS	490361	10.60	366996	11.51	271200	16.10
03	MW-3	437636	10.61	347981	11.51	230304	16.10
04	MW-3 MS	412707	10.61	337681	11.51	248487	16.09
05	MW-3 MSD	434289	10.59	343106	11.50	228114	16.09

IS1 (PFB) = Pentafluorobenzene
IS2 = 1,4-Difluorobenzene
IS3 = Chlorobenzene-d5
IS4 (DCB) = 1,4-Dichlorobenzene-d4

AREA UPPER LIMIT = +100% of internal standard area
AREA LOWER LIMIT = - 50% of internal standard area
RT UPPER LIMIT = +0.50 minutes of internal standard RT
RT LOWER LIMIT = -0.50 minutes of internal standard RT

Column to be used to flag values outside QC limit with an asterisk.
* Values outside of contract required QC limits

8A

VOLATILE INTERNAL STANDARD AREA AND RT SUMMARY

Lab Name: UPSTATE LABS INC. Contract: ENVIRO. HYDRO

Lab Code: 10170 Case No.: 01 SAS No.: _____ SDG No.: ENH02

Lab File ID (Standard): D5440.D Date Analyzed: 04/18/01

Instrument ID: 13.0 Time Analyzed: 11:05

GC Column: RTX-VMS ID: 0.53 (mm) Heated Purge (Y/N): Y

		IS4(DCB) AREA #	RT #	AREA #	RT #	AREA #	RT #
	12 HOUR STD	204439	19.96				
	UPPER LIMIT	408878	19.46				
	LOWER LIMIT	102220	20.46				
	EPA SAMPLE NO.						
01	VBLK	157436	19.98				
02	VMBS	219444	19.95				
03	MW-3	134321	19.98				
04	MW-3 MS	136064	19.97				
05	MW-3 MSD	136015	19.97				

IS1 (PFB) = Pentafluorobenzene
IS2 = 1,4-Difluorobenzene
IS3 = Chlorobenzene-d5
IS4 (DCB) = 1,4-Dichlorobenzene-d4

AREA UPPER LIMIT = +100% of internal standard area
AREA LOWER LIMIT = - 50% of internal standard area
RT UPPER LIMIT = +0.50 minutes of internal standard RT
RT LOWER LIMIT = -0.50 minutes of internal standard RT

Column to be used to flag values outside QC limit with an asterisk.
* Values outside of contract required QC limits

Chain of Custody

Upstate Laboratories, Inc.

5/11

Upstate Laboratories, Inc.
6034 Corporate Drive • E. Syracuse, NY 13057-1017
(315) 437 0255 Fax 437 1209

Chain Of Custody Record

ULI Computer Input Form ~~4/26~~ HDD

Client: Env. Hydrogeology Corp.		Client Project # / Project Name: Sharon Cleaners				No. of Containers											Special Turnaround Time (Lab Notification required)
Client Contact: Nona Z. / Eric Holt	Phone # 371-7940	Site Location (city/state): Sharon Cleaners Saratoga Springs, NY															
Sample Location: Monitoring Well 3	Date	Time	Matrix	Grab or Comp.	ULI Internal Use Only		1)	2)	3)	4)	5)	6)	7)	8)	9)	10)	ASP B Remarks
MW-3	4/12/01	12:00	GW	G	10301113	3	X										MS/MSD Category B

Parameter and method	sample bottle: type	size	pres.
Method 8260	Glass	40ml	

Sampled by: (Please Print) Mona M. Zullo

Company: EHC

ULI Internal Use Only
Delivery (check one):
☐ ULI Sampled
☐ Pickup ☒ Dropoff
☐ CC EASTERN

Relinquished by: (Signature)	Date	Time	Received by: (Signature)
Mona M. Zullo [signature]	4/12/01	4pm	[signature]
[signature]	4/12/01	5pm	

Note: The numbered columns above cross-reference with the numbered columns in the upper right-hand corner.

5100 Syracuse Rochester Buffalo Albany Binghamton Fair Lawn (N.J.)

Upstate Laboratories, Inc.

6034 Corporate Drive • E. Syracuse, NY 13057-1017
(315) 437 0255 Fax 437 1209

Chain Of Custody Record

4/26

| Client: | Client Project # / Project Name | | |

Jr state Laboratories, Inc.
Sample Receipt Check List

SR-10-01

SR-10-01 Revised 03/01

Project Information

1. Company/Government Name: Env Hydro Geology Corp
2. Project Name / Number: Sharon Cleaner
3. Date Received: 4/12/01

Condition of Shipment

4. Radioactivity Screening:

7 4.1 The samples come from a safe source and do not need to be screened.

4.2 The samples were screened for radioactivity and found safe for handling.

5. Are custody seals intact?	Yes	✓	No	NA
6. Is a chain of custody form present?	Yes	✓	No	
7. Was the custody form properly relinquished?	Yes	✓	No	
8. Is the chain of custody form complete (dates)?	Yes	✓	No	
9. Do the samples and/or bottle labels match the chain of custody?	Yes	✓	No	
10. Are the sample containers intact (broken)?	Yes	✓	No	
11. Do the samples have sufficient volume for testing?	Yes	✓	No	
12. Were all samples received within holding times?	Yes	✓	No	
13. Are the containers/preservatives correct?	Yes	✓	No	
14. Are the samples at the proper temperature (1 – 6 C) ?	Yes	✓	No	
15. Headspace in VOA vials?	Yes		No	✓
16. Headspace in Alkalinity bottles?	Yes		No	✓
Describe the excursion below or on the Sample Receipt Condition Form and notify EPC.				
17. EPC notified/SRC Form created?	Yes		No	✓

Ice Present ✓ Blue Ice Present ___ No Ice Present ___ Other ___

Recently Sampled ___ (Arrived on Ice ___ Placed in Cooler ___)

18. Cooler Temperature: 5.9 C ___ C ___ C

___ C ___ C ___ C

19. Comments ___

Custody Division: [signature] Date: 4/13/01

Sample Disposal

20. Disposal Procedure:

___ 20.1 After four weeks, dispose of the sample in the sanitary waste.

___ 20.2 After four weeks, submit to the Environmental Officer for treatment/disposal.

___ 20.3 Hold samples until further notice.

0000017

EPC: ___ Date: ___

0000018

Eastern Connection™

Pick-up Date:	Pick-up Time:	Pick-up Agent:	1 Account #	Route	Stop	BOL#
4/12	1813	9065	65103- 3	1023	8	17189740 SYR

PACKAGE COPY

2 From (Sender) Matt Broker — Phone: (518) 459-3134

Company: UPSTATE LABORATORIES

Address: 8 NOLAN ROAD — Room/Floor:

City: ALBANY — State: NY — Zip: 12205

3 To (Recipient) SAMPLE CUSTODY — Phone: (315) 437-0255

Company: UPSTATE LABORATORIES

Address: 6034 CORPORATE DRIVE — Room/Floor:

City: E SYRACUSE — State: NY — Zip: 13057

Special Instructions: Handle w/ Care Water Samples

4 Shipper Billing Reference

5 Release Signature Not applicable if #8 *Declared Value* is completed.

8:30 AM 4/13/01

BOL# 17189740

PACKAGE COPY

By signing here, sender authorizes Eastern Connection to deliver this shipment without obtaining a delivery signature and shall hold harmless Eastern Connection from any claims resulting therefrom.

6 Guaranteed Express Parcel Services

- [ ] **Early AM** - For urgent shipments first thing in the morning, we deliver earlier than anyone in the business.*
- [x] **Express Priority Overnight** - Guaranteed delivery before 9 AM to major downtown business districts - 10:30 AM to suburbs.
- [ ] **Express Night Owl** - Pickup any time of the night, all night long. Guaranteed.*
- [ ] **Express Same Day** - Guaranteed to be on the next available flight or delivered by a driver today.*
- [ ] **Express Saturday Delivery*** +
- [ ] **Express Sunday and Holiday*** +
- [ ] **Next Day by 2:00 PM (ND2)** - Earliest deferred service in the industry. Guaranteed.

**Special rates apply. +Available in certain areas.*

7 Number of Pieces 1 — Weight in pounds 60 — Re-weigh

8 Declared Value: ($10,000 Maximum)

SYR

17189740

17189740 17189740

1363-0210-9225 MOORE® MCP® PATENTED 225

Upstate Laboratories, Inc.
Internal Laboratory Sign-Out Log
SR-10-03 Revised 3/98

Project: Env Hydrogeo
SDG No.: Sharon Cleveg
ULI ID No.: 103/ 113

ULI Number or Range of ULI Numbers	Date/Time Sample(s) Taken	Purpose	S.Custodian Initials	Analyst Initials	Date/Time Sample(s) Returned	S.Custodian Initials	Analyst Initials
10301113	4/18 8am	8260	KC	KL	4/18 2:30pm	KC	KL

0000019

Upstate Laboratories, Inc.

6034 Corporate Drive
East Syracuse, New York 13057-1017

Sample Data Package

Case Narrative, Chain of Custody Documentation and VOC Data

Volume 2 of 2

SDG No. ENH02

Project:

Sharon Cleaners
Saratoga Springs, New York

Prepared for:

Ms. Mona M. Zullo
Environmental Hydrogeology Corp.
900 Route 146
Clifton Park, NY 12065

Samples Collected:

April 12, 2001

New York Lab Code 10170

NEW YORK STATE DEPARTMENT OF ENVIRONMENTAL CONSERVATION

SAMPLE IDENTIFICATION AND
ANALYTICAL REQUIREMENT SUMMARY

Customer Sample Code	Laboratory Sample Code	Analytical Requirements					
		VOA GC/MS Method #	BNA GC/MS Method #	VOA GC Method #	Pest PCBs Method #	Metals	Wet Chemistry and Other
MW-3	10301113	8260	-	-	-	-	-
MW-3 MS	10301113MS	8260	-	-	-	-	-
MW-3 MSD	10301113MSD	8260	-	-	-	-	-

B-212

0000020

Narrative

1.0 Summary

This report presents the sample test results and quality control results for one groundwater sample collected for the Sharon Cleaners Project, Saratoga Springs, New York. The samples were analyzed for the parameters listed in Section 3.0, below.

This report is divided into two packages and two volumes. The Sample Data Summary Package (Volume 1) presents a summary of the test results and quality control data. This abbreviated format is useful to engineers and environmental scientists. The Sample Data Package (Volume 2) is a comprehensive report containing instrument raw data. It is formatted for validation by an independent third party.

2.0 Chain of Custody

The sample was collected by Environmental Hydrogeology Corp. on April 12, 2001, and was dropped of at Upstate Laboratories Inc., Albany, New York. From there the sample was shipped to Upstate Laboratories, Inc., Syracuse, New York via Eastern Connection. The Chain of Custody documentation is copied in Volumes 1 & 2.

3.0 Methodology

The analyses were performed using test methods developed by the USEPA. The specific method numbers are:

Parameter	Method	Reference
Volatile Organics	8260	(3)

(3) "Test Methods for Evaluating Solid Waste, Physical/Chemical Methods", USEPA, SW-846, 3rd ED.

4.0 Quality Control

Quality control data includes method blanks, reference samples, matrix spikes, matrix spike duplicates, duplicates, and surrogate recoveries. For wet chemistry, the association of QC data with sample data is made through the use of the "File No." found on both the final report pages and the QC summary pages.

5.0 Internal Validation

The following observations are offered:

Volatiles by GC/MS

Holding Time : Criteria were satisfied.

Calibration : Several target compounds were manually integrated in the IC and CC. Some compounds in the IC and CC exceeded the 15% deviation limit. However, the average overall %RSD was less than 15%, so the calibration is valid.

Method Blanks	: Criteria were satisfied.
MSB	: Criteria were satisfied.
MS/MSD	: Criteria were satisfied.
Surrogates	: Criteria were satisfied.
Inter. Stds.	: Criteria were satisfied.

Approved _____

Anthony J. Scala, Director

QC088-02

5/11

Upstate Laboratories, Inc.

034 Corporate Drive • E. Syracuse, NY 13057-1017
15) 437 0255 Fax 437 1209

Chain Of Custody Record

ULI Computer Input Form 4/26 HDD

| Client: Env. Hydrogeology Corp. | Client Project # / Project Name: Sharon Cleaners | | |

Upstate Laboratories, Inc.

6034 Corporate Drive • E. Syracuse, NY 13057-1017
(315) 437 0255 Fax 437 1209

Chain Of Custody Record

4/26

| Client: | Client Project # / Project Name | | |

Chain of Custody

Upstate Laboratories, Inc.

Upstate Laboratories, Inc.
Sample Receipt Check List

SR-10-01

SR-10-01 Revised 03/01

Project Information

1. Company/Government Name: Env Hydrogeology Corp
2. Project Name / Number: Sharon Cleaner
3. Date Received: 4/12/01

Condition of Shipment

4. Radioactivity Screening:
   - 7 — 4.1 The samples come from a safe source and do not need to be screened.
   - ___ — 4.2 The samples were screened for radioactivity and found safe for handling.

5. Are custody seals intact?	Yes	/	No	NA
6. Is a chain of custody form present?	Yes	/	No	
7. Was the custody form properly relinquished?	Yes	/	No	
8. Is the chain of custody form complete (dates)?	Yes	/	No	
9. Do the samples and/or bottle labels match the chain of custody?	Yes	/	No	
10. Are the sample containers intact (broken)?	Yes	/	No	
11. Do the samples have sufficient volume for testing?	Yes	/	No	
12. Were all samples received within holding times?	Yes	/	No	
13. Are the containers/preservatives correct?	Yes	/	No	
14. Are the samples at the proper temperature (1 – 6 C) ?	Yes	/	No	

Ice Present / Blue Ice Present ___ No Ice Present ___ Other ___
Recently Sampled ___ (Arrived on Ice ___ Placed in Cooler ___)

15. Headspace in VOA vials?	Yes	___	No	/
16. Headspace in Alkalinity bottles?	Yes	___	No	/

If "Yes" describe the excursion below or on the Sample Receipt Condition Form and notify EPC.

17. EPC notified/SRC Form created?	Yes	___	No	/

18. Cooler Temperature: 5.9 C ___ C ___ C
    ___ C ___ C ___ C

19. Comments ___

Custody Division: N/A Date: 4/13/01

Sample Disposal

20. Disposal Procedure:
    - ___ — 20.1 After four weeks, dispose of the sample in the sanitary waste.
    - ___ — 20.2 After four weeks, submit to the Environmental Officer for treatment/disposal.
    - ___ — 20.3 Hold samples until further notice.

EPC: ___ Date: ___

0000024

Eastern Connection™

Pick-up Date:	Pick-up Time:	Pick-up Agent:	1 Account #	Route	Stop	BOL#
4/12	1217	7065	65103- 3	1023	8	17189740 PACKAGE COPY

2 From (Sender) Matt Broker — Phone: (518) 459-3134

Company: UPSTATE LABORATORIES

Address: 8 NOLAN ROAD — Room/Floor:

City: ALBANY — State: NY — Zip: 12205

3 To (Recipient) SAMPLE CUSTODY — Phone: (315) 437-0255

Company: UPSTATE LABORATORIES

Address: 6034 CORPORATE DRIVE — Room/Floor:

City: E SYRACUSE — State: NY — Zip: 13057

Special Instructions: Handle w/ Care Water Samples

4 Shipper Billing Reference

5 Release Signature Not applicable if #8 *Declared Value* is completed.

8:30 AM 4/13/01

BOL# 17189740 PACKAGE COPY

By signing here, sender authorizes Eastern Connection to deliver this shipment without obtaining a delivery signature and shall hold harmless Eastern Connection from any claims resulting therefrom.

6 Guaranteed Express Parcel Services

- [ ] **Early AM** - For urgent shipments first thing in the morning, we deliver earlier than anyone in the business.*
- [x] **Express Priority Overnight** - Guaranteed delivery before 9 AM to major downtown business districts - 10:30 AM to suburbs.
- [ ] **Express Night Owl** - Pickup any time of the night, all night long. Guaranteed.*
- [ ] **Express Same Day** - Guaranteed to be on the next available flight or delivered by a driver today.*
- [ ] **Express Saturday Delivery*** +
- [ ] **Express Sunday and Holiday*** +
- [ ] **Next Day by 2:00 PM (ND2)** - Earliest deferred service in the industry. Guaranteed.

**Special rates apply. +Available in certain areas.*

7 Number of Pieces 1 — Weight in pounds 60 — Re-weigh

8 Declared Value: ($10,000 Maximum)

SYR

17189740

17189740 17189740

1383-0210-9225 MOORE® MCP® PATENTED 225

Upstate Laboratories, Inc.

Internal Laboratory Sign-Out Log

SR-10-03 Revised 3/98

Project: Env Hydrogeo

SDG No.: Sharon Clene

ULI ID No.: 103/113

ULI Number or Range of ULI Numbers	Date/Time Sample(s) Taken	Purpose	S.Custodian Initials	Analyst Initials	Date/Time Sample(s) Returned	S.Custodian Initials	Analyst Initials
10301113	4/18 8am	8260	KC	KL	4/18 2:30pm	KC	KL

GC/MS Volatiles

Upstate Laboratories, Inc.

Quality Control Summary

Upstate Laboratories, Inc.

2A

WATER VOLATILE SYSTEM MONITORING COMPOUND RECOVERY

Lab Name: UPSTATE LABS INC. Contract: ENVIRO. HYDRO

Lab Code: 10170 Case No.: 01 SAS No.: _____ SDG No.: ENH02

	EPA SAMPLE NO.	SMC1 #	SMC2 #	SMC3 #	TOT OUT
01	VBLK	105	100	100	0
02	VMBS	96	98	108	0
03	MW-3	101	88	89	0
04	MW-3 MS	111	104	97	0
05	MW-3 MSD	106	96	98	0

			QC LIMITS
SMC1	=	Dibromofluoromethane	(86-118)
SMC2	=	Toluene-d8	(88-110)
SMC3	=	Bromofluorobenzene	(86-115)

Column to be used to flag recovery values

* Values outside of contract required QC limits

D System Monitoring Compound diluted out

WATER VOLATILE MATRIX SPIKE/MATRIX SPIKE DUPLICATE RECOVERY

Lab Name: UPSTATE LABS INC. Contract: ENVIRO. HYDRO

Lab Code: 10170 Case No.: 01 SAS No.: _____ SDG No.: ENH02

Matrix Spike - EPA Sample No MW-3

COMPOUND	SPIKE ADDED (ug/L)	SAMPLE CONCENTRATION (ug/L)	MS CONCENTRATION (ug/L)	MS % REC #	QC LIMITS REC.
1,1-Dichloroethene	50	0.0	54	108	61 - 145
Benzene	50	0.0	55	110	76 - 127
Trichloroethene	50	0.0	53	106	71 - 120
Toluene	50	0.0	54	108	76 - 125
Chlorobenzene	50	0.0	53	106	75 - 130

COMPOUND	SPIKE ADDED (ug/L)	MSD CONCENTRATION (ug/L)	MSD % REC #	% RPD #	QC LIMITS RPD	QC LIMITS REC.
1,1-Dichloroethene	50	54	108	0	14	61 - 145
Benzene	50	54	108	2	11	76 - 127
Trichloroethene	50	53	106	0	14	71 - 120
Toluene	50	49	98	10	13	76 - 125
Chlorobenzene	50	54	108	2	13	75 - 130

Column to be used to flag recovery and RPD values with an asterisk

* Values outside of QC limits

RPD: 0 out of 5 outside limits

Spike Recovery: 0 out of 10 outside limits

COMMENTS: _____

WATER VOLATILE MATRIX SPIKE BLANK RECOVERY

Lab Name: Upstate Labs Inc. Contract: ENV. HTDRO.

Lab Code: 10170 Case 1 SAS No.: _____ SDG No.: ENVH02

Matrix Spike-EPA Sample No.: VBLK Level (low/med): Low

COMPOUND	SPIKE ADDED (ug/l)	SAMPLE CONCENTRATION (ug/l)	MS CONCENTRATION (ug/l)	MS % REC	QC LIMITS
1,1-Dichloroethene	50	0	41	82	61-145
Benzene	50	0	47	94	76-127
Trichloroethene	50	0	50	100	71-120
Toluene	50	0	48	96	76-125
Chlorobenzene	50	0	48	96	75-130

4A

EPA SAMPLE NO.

VOLATILE METHOD BLANK SUMMARY

VBLK

Lab Name: UPSTATE LABS INC. Contract: ENVIRO. H

Lab Code: 10170 Case No.: 01 SAS No.: SDG No.: ENH02

Lab File ID: D5441.D Lab Sample ID: METHOD BLANK

Date Analyzed: 4/18/01 Time Analyzed: 11:52

GC Column: RTX-VM ID: 0.53 (mm) Heated Purge: (Y/N) N

Instrument ID: 13.0

THIS METHOD BLANK APPLIES TO THE FOLLOWING SAMPLES, MS AND MSD:

	EPA SAMPLE NO.	LAB SAMPLE ID	LAB FILE ID	TIME ANALYZED
01	VMBS	BLANK SPIKE	D5442.D	12:28
02	MW-3	10301113	D5453.D	19:10
03	MW-3 MS	10301113MS	D5454.D	19:46
04	MW-3 MSD	10301113MSD	D5455.D	20:23

COMMENTS

1A

EPA SAMPLE NO:

VOLATILE ORGANICS ANALYSIS DATA SHEET

VBLK

Lab Name: UPSTATE LABS INC. Contract: ENVIRO. H

Lab Code: 10170 Case No.: 01 SAS No.: SDG No.: ENH02

Matrix: (soil/water) WATER Lab Sample ID: METHOD BLANK

Sample wt/vol: 5.0 (g/ml) ML Lab File ID: D5441.D

Level: (low/med) LOW Date Received: 4/13/01

% Moisture: not dec. Date Analyzed: 4/18/01

GC Column: RTX-VM ID: 0.53 (mm) Dilution Factor: 1.0

Soil Extract Volume: (uL) Soil Aliquot Volume: (uL)

CONCENTRATION UNITS:

CAS NO.	COMPOUND	(ug/L or ug/Kg) UG/L	Q
74-87-3	Chloromethane	5	U
75-1-4	Vinyl Chloride	5	U
74-83-9	Bromomethane	5	U
75-00-3	Chloroethane	5	U
75-69-4	Trichlorofluoromethane	5	U
67-64-1	Acetone	10	U
75-35-4	1,1-Dichloroethene	5	U
74-88-4	Iodomethane	5	U
75-15-0	Carbon Disulfide	5	U
75-09-2	Methylene Chloride	5	U
107-13-1	Acrylonitrile	100	U
156-60-5	trans-1,2-Dichloroethene	5	U
75-34-33	1,1-Dichloroethane	5	U
108-5-4	Vinyl Acetate	50	U
78-93-3	2-Butanone	10	U
156-59-2	cis-1,2-Dichloroethene	5	U
67-66-3	Chloroform	5	U
74-97-5	Bromochloromethane	5	U
71-55-6	1,1,1-Trichloroethane	5	U
56-23-5	Carbon Tetrachloride	5	U
71-43-2	Benzene	5	U
107-06-2	1,2-Dichloroethane	5	U
97-01-6	Trichloroethene	5	U
78-87-5	1,2-Dichloropropane	5	U
75-27-4	Bromodichloromethane	5	U
74-95-3	Dibromomethane	5	U
108-10-1	4-Methyl-2-pentanone	10	U
10061-1-5	cis-1,3-Dichloropropene	5	U
108-88-3	Toluene	5	U
10061-2-6	trans-1,3-Dichloropropene	5	U
79-00-5	1,1,2-Trichloroethane	5	U
591-78-6	2-Hexanone	10	U
127-18-4	Tetrachloroethene	5	U
124-48-1	Dibromochloromethane	5	U
106-93-4	1,2-Dibromoethane	5	U
108-90-7	Chlorobenzene	5	U
630-20-6	1,1,1,2-Tetrachloroethane	5	U
100-41-4	Ethylbenzene	5	U
108-38-3	m,p-Xylene	5	U

1A

EPA SAMPLE NO.

VOLATILE ORGANICS ANALYSIS DATA SHEET

VBLK

Lab Name: UPSTATE LABS INC. Contract: ENVIRO. H

Lab Code: 10170 Case No.: 01 SAS No.: SDG No.: ENH02

Matrix: (soil/water) WATER Lab Sample ID: METHOD BLANK

Sample wt/vol: 5.0 (g/ml) ML Lab File ID: D5441.D

Level: (low/med) LOW Date Received: 4/13/01

% Moisture: not dec. Date Analyzed: 4/18/01

GC Column: RTX-VM ID: 0.53 (mm) Dilution Factor: 1.0

Soil Extract Volume: (uL) Soil Aliquot Volume: (uL)

CONCENTRATION UNITS:

CAS NO.	COMPOUND	(ug/L or ug/Kg) UG/L	Q
95-47-6	o-Xylene	5	U
100-42-5	Styrene	5	U
75-25-2	Bromoform	5	U
79-34-5	1,1,2,2-Tetrachloroethane	5	U
96-18-4	1,2,3-Trichloropropane	5	U
110-57-6	1,4-Dichloro-2-butene	10	U
541-73-1	1,3-Dichlorobenzene	5	U
106-46-7	1,4-Dichlorobenzene	5	U
95-50-1	1,2-Dichlorobenzene	5	U
96-12-8	1,2-Dibromo-3-chloro-propane	10	U

1E

VOLATILE ORGANICS ANALYSIS DATA SHEET
TENTATIVELY IDENTIFIED COMPOUNDS

EPA SAMPLE NO.

VBLK

Lab Name: UPSTATE LABS INC. Contract: ENVIRO. H

Lab Code: 10170 Case No.: 01 SAS No.: _____ SDG No.: ENH02

Matrix: (soil/water) WATER Lab Sample ID: METHOD BLANK

Sample wt/vol: 5.0 (g/ml) ML Lab File ID: D5441.D

Level: (low/med) LOW Date Received: 4/13/01

% Moisture: not dec. _____ Date Analyzed: 4/18/01

GC Column: RTX-VM ID: 0.53 (mm) Dilution Factor: 1.0

Soil Extract Volume: _____ (uL) Soil Aliquot Volume: _____ (uL)

CONCENTRATION UNITS:
(ug/L or ug/Kg) UG/L

Number TICs found: 0

CAS NO.	COMPOUND NAME	RT	EST. CONC.	Q

VOLATILE ORGANIC INSTRUMENT PERFORMANCE CHECK
BROMOFLUOROBENZENE (BFB)

Lab Name: UPSTATE LABS INC. Contract: ENVIRO. H

Lab Code: 10170 Case No.: 01 SAS No.: _____ SDG No.: ENH02

Lab File ID: D5245.D BFB Injection Date: 4/2/01

Instrument ID: 13.0 BFB Injection Time: 15:30

GC Column: RTX-VMS ID: 0.53 (mm) Heated Purge: (Y/N) N

m/e	ION ABUNDANCE CRITERIA	% RELATIVE ABUNDANCE
50	8.0 - 40.0% of mass 95	19.8
75	30.0 - 66.0% of mass 95	53.1
95	Base peak, 100% relative abundance	100.0
96	5.0 - 9.0% of mass 95	7.1
173	Less than 2.0% of mass 174	0.0 (0.0)1
174	50.0 - 120.0% of mass 95	84.2
175	4.0 - 9.0% of mass 174	6.4 (7.7)1
176	93.0 - 101.0% of mass 174	82.2 (97.6)1
177	5.0 - 9.0% of mass 176	5.8 (7.1)2

1-Value is % mass 174 2-Value is % mass 176

THIS CHECK APPLIES TO THE FOLLOWING SAMPLES, MS, MSD, BLANKS, AND STANDARDS:

	EPA SAMPLE NO.	LAB SAMPLE ID	LAB FILE ID	DATE ANALYZED	TIME ANALYZED
01	VSTD050	VSTD050	D5246.D	4/2/01	16:08
02	VSTD200	VSTD200	D5247.D	4/2/01	16:56
03	VSTD100	VSTD100	D5248.D	4/2/01	17:33
04	VSTD020	VSTD020	D5249.D	4/2/01	18:10
05	VSTD010	VSTD010	D5250.D	4/2/01	18:50

5A

VOLATILE ORGANIC INSTRUMENT PERFORMANCE CHECK
BROMOFLUOROBENZENE (BFB)

Lab Name: UPSTATE LABS INC. Contract: ENVIRO. H

Lab Code: 10170 Case No.: 01 SAS No.: _____ SDG No.: ENH02

Lab File ID: D5439.D BFB Injection Date: 4/18/01

Instrument ID: 13.0 BFB Injection Time: 10:26

GC Column: RTX-VMS ID: 0.53 (mm) Heated Purge: (Y/N) N

m/e	ION ABUNDANCE CRITERIA	% RELATIVE ABUNDANCE
50	8.0 - 40.0% of mass 95	22.0
75	30.0 - 66.0% of mass 95	53.6
95	Base peak, 100% relative abundance	100.0
96	5.0 - 9.0% of mass 95	8.1
173	Less than 2.0% of mass 174	0.0 (0.0)1
174	50.0 - 120.0% of mass 95	77.1
175	4.0 - 9.0% of mass 174	5.6 (7.3)1
176	93.0 - 101.0% of mass 174	73.7 (95.5)1
177	5.0 - 9.0% of mass 176	5.0 (6.8)2

1-Value is % mass 174 2-Value is % mass 176

THIS CHECK APPLIES TO THE FOLLOWING SAMPLES, MS, MSD, BLANKS, AND STANDARDS:

	EPA SAMPLE NO.	LAB SAMPLE ID	LAB FILE ID	DATE ANALYZED	TIME ANALYZED
01	VSTD050CC	CONT CAL	D5440.D	4/18/01	11:05
02	VBLK	METHOD BLANK	D5441.D	4/18/01	11:52
03	VMBS	BLANK SPIKE	D5442.D	4/18/01	12:28
04	MW-3	10301113	D5453.D	4/18/01	19:10
05	MW-3 MS	10301113MS	D5454.D	4/18/01	19:46
06	MW-3 MSD	10301113MSD	D5455.D	4/18/01	20:23

VOLATILE INTERNAL STANDARD AREA AND RT SUMMARY

Lab Name: UPSTATE LABS INC. Contract: ENVIRO. HYDRO

Lab Code: 10170 Case No.: 01 SAS No.: _____ SDG No.: ENH02

Lab File ID (Standard): D5440.D Date Analyzed: 4/18/01

Instrument ID: 13.0 Time Analyzed: 11:05

GC Column: RTX-VMS ID: 0.53 (mm) Heated Purge (Y/N): N

		IS1(PFB) AREA #	RT #	IS2 AREA #	RT #	IS3 AREA #	RT #
	12 HOUR STD	511310	10.59	402838	11.51	282465	16.09
	UPPER LIMIT	1022620	11.09	805676	12.01	564930	16.59
	LOWER LIMIT	255655	10.09	201419	11.01	141233	15.59
	EPA SAMPLE NO.						
01	VBLK	494126	10.59	374647	11.50	266655	16.09
02	VMBS	490361	10.60	366996	11.51	271200	16.10
03	MW-3	437636	10.61	347981	11.51	230304	16.10
04	MW-3 MS	412707	10.61	337681	11.51	248487	16.09
05	MW-3 MSD	434289	10.59	343106	11.50	228114	16.09

IS1 (PFB) = Pentafluorobenzene
IS2 = 1,4-Difluorobenzene
IS3 = Chlorobenzene-d5
IS4 (DCB) = 1,4-Dichlorobenzene-d4

AREA UPPER LIMIT = +100% of internal standard area
AREA LOWER LIMIT = - 50% of internal standard area
RT UPPER LIMIT = +0.50 minutes of internal standard RT
RT LOWER LIMIT = -0.50 minutes of internal standard RT

Column to be used to flag values outside QC limit with an asterisk.
* Values outside of contract required QC limits

8A

VOLATILE INTERNAL STANDARD AREA AND RT SUMMARY

Lab Name: UPSTATE LABS INC. Contract: ENVIRO. HYDRO

Lab Code: 10170 Case No.: 01 SAS No.: _____ SDG No.: ENH02

Lab File ID (Standard): D5440.D Date Analyzed: 04/18/01

Instrument ID: 13.0 Time Analyzed: 11:05

GC Column: RTX-VMS ID: 0.53 (mm) Heated Purge (Y/N): Y N

		IS4(DCB) AREA #	RT #	AREA #	RT #	AREA #	RT #
	12 HOUR STD	204439	19.96				
	UPPER LIMIT	408878	19.46				
	LOWER LIMIT	102220	20.46				
	EPA SAMPLE NO.						
01	VBLK	157436	19.98				
02	VMBS	219444	19.95				
03	MW-3	134321	19.98				
04	MW-3 MS	136064	19.97				
05	MW-3 MSD	136015	19.97				

IS1 (PFB) = Pentafluorobenzene
IS2 = 1,4-Difluorobenzene
IS3 = Chlorobenzene-d5
IS4 (DCB) = 1,4-Dichlorobenzene-d4

AREA UPPER LIMIT = +100% of internal standard area
AREA LOWER LIMIT = - 50% of internal standard area
RT UPPER LIMIT = +0.50 minutes of internal standard RT
RT LOWER LIMIT = -0.50 minutes of internal standard RT

Column to be used to flag values outside QC limit with an asterisk.
* Values outside of contract required QC limits

Sample Data

Upstate Laboratories, Inc.

1A

EPA SAMPLE NO.

VOLATILE ORGANICS ANALYSIS DATA SHEET

MW-3

Lab Name: UPSTATE LABS INC. Contract: ENVIRO. H

Lab Code: 10170 Case No.: 01 SAS No.: _____ SDG No.: ENH02

Matrix: (soil/water) WATER Lab Sample ID: 10301113

Sample wt/vol: 5.0 (g/ml) ML Lab File ID: D5453.D

Level: (low/med) LOW Date Received: 4/13/01

% Moisture: not dec. _____ Date Analyzed: 4/18/01

GC Column: RTX-VM ID: 0.53 (mm) Dilution Factor: 1.0

Soil Extract Volume: _____ (uL) Soil Aliquot Volume: _____ (uL)

CONCENTRATION UNITS:

CAS NO.	COMPOUND	(ug/L or ug/Kg) UG/L	Q
74-87-3	Chloromethane	5	U
75-1-4	Vinyl Chloride	5	U
74-83-9	Bromomethane	5	U
75-00-3	Chloroethane	5	U
75-69-4	Trichlorofluoromethane	5	U
67-64-1	Acetone	10	U
75-35-4	1,1-Dichloroethene	5	U
74-88-4	Iodomethane	5	U
75-15-0	Carbon Disulfide	5	U
75-09-2	Methylene Chloride	5	U
107-13-1	Acrylonitrile	100	U
156-60-5	trans-1,2-Dichloroethene	5	U
75-34-33	1,1-Dichloroethane	5	U
108-5-4	Vinyl Acetate	50	U
78-93-3	2-Butanone	10	U
156-59-2	cis-1,2-Dichloroethene	5	U
67-66-3	Chloroform	5	U
74-97-5	Bromochloromethane	5	U
71-55-6	1,1,1-Trichloroethane	5	U
56-23-5	Carbon Tetrachloride	5	U
71-43-2	Benzene	5	U
107-06-2	1,2-Dichloroethane	5	U
97-01-6	Trichloroethene	5	U
78-87-5	1,2-Dichloropropane	5	U
75-27-4	Bromodichloromethane	5	U
74-95-3	Dibromomethane	5	U
108-10-1	4-Methyl-2-pentanone	10	U
10061-1-5	cis-1,3-Dichloropropene	5	U
108-88-3	Toluene	5	U
10061-2-6	trans-1,3-Dichloropropene	5	U
79-00-5	1,1,2-Trichloroethane	5	U
591-78-6	2-Hexanone	10	U
127-18-4	Tetrachloroethene	9	
124-48-1	Dibromochloromethane	5	U
106-93-4	1,2-Dibromoethane	5	U
108-90-7	Chlorobenzene	5	U
630-20-6	1,1,1,2-Tetrachloroethane	5	U
100-41-4	Ethylbenzene	5	U
108-38-3	m,p-Xylene	5	U

1A

EPA SAMPLE NO.

VOLATILE ORGANICS ANALYSIS DATA SHEET

MW-3

Lab Name: UPSTATE LABS INC. Contract: ENVIRO. H

Lab Code: 10170 Case No.: 01 SAS No.: SDG No.: ENH02

Matrix: (soil/water) WATER Lab Sample ID: 10301113

Sample wt/vol: 5.0 (g/ml) ML Lab File ID: D5453.D

Level: (low/med) LOW Date Received: 4/13/01

% Moisture: not dec. Date Analyzed: 4/18/01

GC Column: RTX-VM ID: 0.53 (mm) Dilution Factor: 1.0

Soil Extract Volume: (uL) Soil Aliquot Volume: (uL)

CONCENTRATION UNITS:

CAS NO.	COMPOUND	(ug/L or ug/Kg) UG/L	Q
95-47-6	o-Xylene	5	U
100-42-5	Styrene	5	U
75-25-2	Bromoform	5	U
79-34-5	1,1,2,2-Tetrachloroethane	5	U
96-18-4	1,2,3-Trichloropropane	5	U
110-57-6	1,4-Dichloro-2-butene	10	U
541-73-1	1,3-Dichlorobenzene	5	U
106-46-7	1,4-Dichlorobenzene	5	U
95-50-1	1,2-Dichlorobenzene	5	U
96-12-8	1,2-Dibromo-3-chloro-propane	10	U

1E

VOLATILE ORGANICS ANALYSIS DATA SHEET
TENTATIVELY IDENTIFIED COMPOUNDS

EPA SAMPLE NO.

MW-3

Lab Name: UPSTATE LABS INC. Contract: ENVIRO. H

Lab Code: 10170 Case No.: 01 SAS No.: _____ SDG No.: ENH02

Matrix: (soil/water) WATER Lab Sample ID: 10301113

Sample wt/vol: 5.0 (g/ml) ML Lab File ID: D5453.D

Level: (low/med) LOW Date Received: 4/13/01

% Moisture: not dec. _____ Date Analyzed: 4/18/01

GC Column: RTX-VM ID: 0.53 (mm) Dilution Factor: 1.0

Soil Extract Volume: _____ (uL) Soil Aliquot Volume: _____ (uL)

CONCENTRATION UNITS:
(ug/L or ug/Kg) UG/L

Number TICs found: 0

CAS NO.	COMPOUND NAME	RT	EST. CONC.	Q

Quantitation Report (QT Reviewed)

Data File : D:\DATA\D5453.D
Acq On : 18 Apr 2001 7:10 pm
Sample : 10301113, ENV. HYDRO, VM3396
Misc : 5mls
MS Integration Params: rteint.p
Quant Time: Apr 27 16:01 2001

Vial: 16
Operator: K.LOCKER
Inst : #13
Multiplr: 1.00

Quant Results File: D040260X.RES

Quant Method : C:\HPCHEM\1\METHODS\D040260X.M (RTE Integrator)
Title : VOA 8260 Calibration
Last Update : Fri Apr 27 15:41:25 2001
Response via : Continuing Cal File: D:\DATA\D5440.D
DataAcq Meth : D041060X

Internal Standards	R.T.	QIon	Response	Conc	Units	Dev(Min)
1) Pentafluorobenzene	10.61	168	437636	50.00	ug/L	0.02
32) 1,4-Difluorobenzene	11.51	114	347981	50.00	ug/L	0.00
50) Chlorobenzene-d5	16.10	117	230304	50.00	ug/L	0.00
72) 1,4-Dichlorobenzene-d4	19.98	152	134321	50.00	ug/L	0.03
System Monitoring Compounds						
30) Dibromofluoromethane	9.66	113	441904	50.69	ug/L	0.00
Spiked Amount 50.000	Range 86 - 118		Recovery = 101.38%			
44) Toluene-d8	13.69	98	242277	44.24	ug/L	0.00
Spiked Amount 50.000	Range 88 - 110		Recovery = 88.48%			
49) Bromofluorobenzene	18.06	95	269884	44.74	ug/L	0.00
Spiked Amount 50.000	Range 86 - 115		Recovery = 89.48%			
Target Compounds						Qvalue
53) Tetrachloroethene	14.35	166	41035	8.59	ug/L	98

(#) = qualifier out of range (m) = manual integration

0000049

Data File : D:\DATA\D5453.D
Acq On : 18 Apr 2001 7:10 pm
Sample : 10301113, ENV. HYDRO, VM3396
Misc : 5mls
MS Integration Params: rteint.p
Quant Time: Apr 27 16:01 2001

Vial: 16
Operator: K.LOCKER
Inst : #13
Multiplr: 1.00
Quant Results File: D040260X.RES

Method : C:\HPCHEM\1\METHODS\D040260X.M (RTE Integrator)
Title : VOA 8260 Calibration
Last Update : Fri Apr 27 15:41:25 2001
Response via : Continuing Cal File: D:\DATA\D5440.D



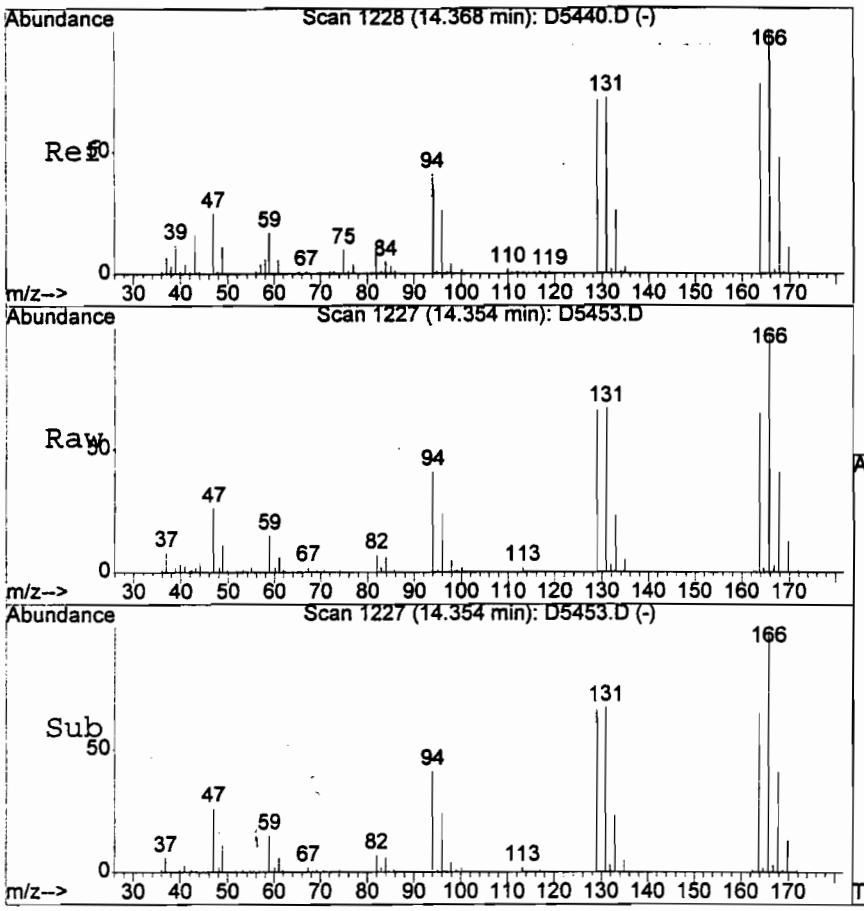

#53
Tetrachloroethene
Concen: 8.59 ug/L
RT: 14.35 min Scan# 1227
Delta R.T. -0.01 min
Lab File: D5453.D
Acq: 18 Apr 2001 7:10 pm

Tgt Ion:166 Resp: 41035

Ion	Ratio	Lower	Upper
166	100		
168	50.7	19.2	79.2
129	73.3	45.5	105.5

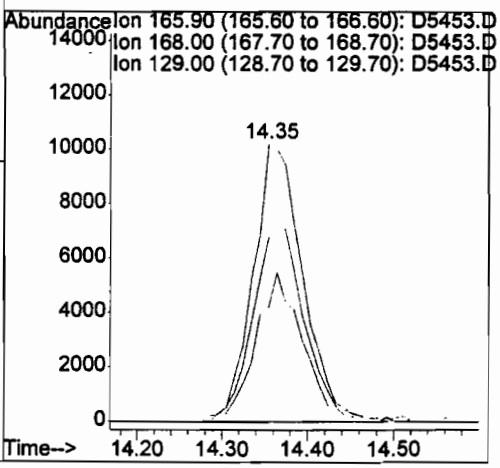

0000042

LSC Report - Integrated Chromatogram

File : D:\DATA\D5453.D
Operator : K.LOCKER
Acquired : 18 Apr 2001 7:10 pm using AcqMethod D041060X
Instrument : #13
Sample Name: 10301113, ENV. HYDRO, VM3396
Misc Info : 5mls
Vial Number: 16
Quant File :D040260X.RES (RTE Integrator)

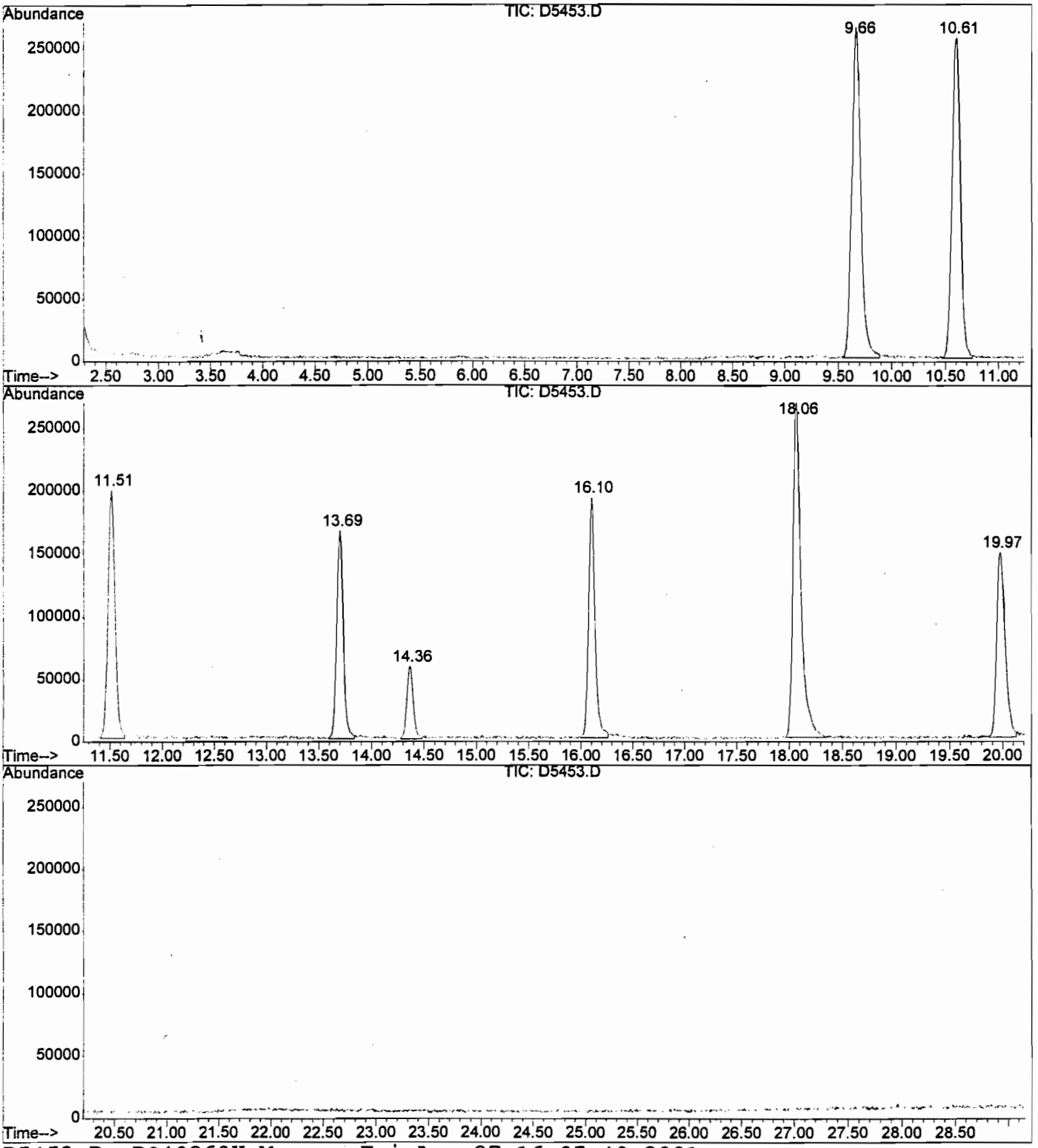

D5453.D D040260X.M Fri Apr 27 16:05:49 2001

Standards Data

Upstate Laboratories, Inc.

Initial Calibration

Upstate Laboratories, Inc.

VOLATILE ORGANICS INITIAL CALIBRATION DATA

Lab Name: UPSTATE LABS INC. Contract: ENVIRO. HYDRO

Lab Code: 10170 Case No.: 01 SAS No.: SDG No.: ENH02

Instrument ID: 13.0 Calibration Date(s): 4/2/01 4/2/01

Heated Purge (Y/N): N Calibration Times: 16:08 18:50

GC Column: RTX-VMS ID: 0.53 (mm)

LAB FILE ID: RRF10 = D5250.D RRF20 = D5249.D

RRF50 = D5246.D RRF100 = D5248.D RRF200 = D5247.D

COMPOUND		RRF10	RRF20	RRF50	RRF100	RRF200	$\overline{RRF}$	% RSD	
Chloromethane	*	0.188	0.186	0.166	0.163	0.158	0.172	8.0	*
Vinyl Chloride	*	0.208	0.215	0.195	0.197	0.189	0.201	5.2	*
Bromomethane	*	0.411	0.433	0.321	0.356	0.315	0.367	14.4	*
Chloroethane	*	0.113	0.118	0.103	0.099	0.103	0.107	7.3	*
Trichlorofluoromethane	*	0.667	0.706	0.606	0.600	0.579	0.631	8.4	*
Acetone	*	0.114	0.107	0.079	0.084	0.067	0.090	21.6	*
1,1-Dichloroethene	*	0.310	0.305	0.298	0.286	0.277	0.295	4.6	*
Iodomethane	*	0.734	0.805	0.823	0.672	0.809	0.769	8.3	*
Carbon Disulfide	*	0.365	0.384	0.366	0.352	0.355	0.364	3.5	*
Methylene Chloride	*	0.392	0.361	0.324	0.306	0.301	0.337	11.5	*
Acrylonitrile	*	0.038	0.045	0.037	0.039	0.039	0.040	8.0	*
trans-1,2-Dichloroethene	*	0.317	0.319	0.309	0.301	0.303	0.310	2.5	*
1,1-Dichloroethane	*	0.546	0.551	0.526	0.485	0.503	0.522	5.4	*
Vinyl Acetate	*	0.423	0.415	0.442	0.313	0.445	0.407	13.4	*
2-Butanone	*	0.127	0.136	0.119	0.112	0.082	0.115	18.0	*
cis-1,2-Dichloroethene	*	0.256	0.261	0.248	0.233	0.244	0.248	4.4	*
Chloroform	*	0.859	0.900	0.852	0.808	0.831	0.850	4.1	*
Bromochloromethane	*	0.251	0.249	0.236	0.220	0.229	0.237	5.4	*
1,1,1-Trichloroethane	*	0.727	0.752	0.713	0.661	0.684	0.708	5.1	*
Carbon Tetrachloride	*	1.137	1.217	1.004	1.018	1.057	1.086	8.2	*
Benzene	*	0.722	0.741	0.683	0.640	0.658	0.689	6.1	*
1,2-Dichloroethane	*	0.593	0.600	0.530	0.507	0.517	0.549	8.0	*
Trichloroethene	*	0.743	0.691	0.583	0.779	0.535	0.666	15.6	*
1,2-Dichloropropane	*	0.386	0.400	0.368	0.354	0.356	0.373	5.4	*
Bromodichloromethane	*	1.118	1.206	1.130	1.109	1.136	1.140	3.4	*
Dibromomethane	*	0.497	0.535	0.468	0.463	0.455	0.484	6.8	*
4-Methyl-2-pentanone	*	0.148	0.226	0.141	0.164	0.143	0.164	21.6	*
cis-1,3-Dichloropropene	*	0.525	0.574	0.546	0.487	0.514	0.529	6.2	*
Toluene	*	0.470	0.487	0.437	0.409	0.410	0.443	8.0	*
trans-1,3-Dichloropropene	*	0.465	0.517	0.473	0.436	0.451	0.468	6.5	*
1,1,2-Trichloroethane	*	0.370	0.403	0.347	0.322	0.321	0.353	9.9	*
2-Hexanone	*	0.187	0.249	0.153	0.183	0.172	0.189	19.1	*
Tetrachloroethene	*	1.093	1.138	1.042	0.949	0.963	1.037	7.9	*
Dibromochloromethane	*	1.726	1.964	1.871	1.731	1.804	1.819	5.5	*
1,2-Dibromoethane	*	0.805	0.880	0.790	0.727	0.759	0.792	7.3	*
Chlorobenzene	*	1.120	1.179	1.053	1.003	0.995	1.070	7.3	*
1,1,1,2-Tetrachloroethane	*	0.589	0.654	0.600	0.543	0.591	0.595	6.7	*
Ethylbenzene	*	1.348	1.366	1.224	1.172	1.172	1.256	7.5	*
m,p-Xylene	*	0.465	0.496	0.446	0.430	0.429	0.453	6.2	*

* Compounds with required minimum RRF and maximum %RSD values.
All other compounds must meet a minimum RRF of 0.010.

0000044

VOLATILE ORGANICS INITIAL CALIBRATION DATA

Lab Name: UPSTATE LABS INC. Contract: ENVIRO. HYDRO

Lab Code: 10170 Case No.: 01 SAS No.: SDG No.: ENH02

Instrument ID: 13.0 Calibration Date(s): 4/2/01 4/2/01

Heated Purge (Y/N): N Calibration Times: 16:08 18:50

GC Column: RTX-VMS ID: 0.53 (mm)

LAB FILE ID: RRF10 = D5250.D RRF20 = D5249.D
RRF50 = D5246.D RRF100 = D5248.D RRF200 = D5247.D

COMPOUND		RRF10	RRF20	RRF50	RRF100	RRF200	$\overline{RRF}$	% RSD	
o-Xylene	*	0.489	0.499	0.457	0.439	0.445	0.466	5.8	*
Styrene	*	0.815	0.881	0.795	0.775	0.791	0.811	5.1	*
Bromoform	*	1.352	1.612	1.395	1.413	1.470	1.448	7.0	*
1,1,2,2-Tetrachloroethane	*	0.864	0.920	0.755	0.059	0.781	0.676	51.9	*
1,2,3-Trichloropropane	*	0.438	0.477	0.373	0.366	0.397	0.410	11.4	*
1,4-Dichloro-2-butene	*	0.010	0.017	0.016	0.017	0.012	0.014	22.9	*
1,3-Dichlorobenzene	*	0.912	1.025	0.966	0.961	1.010	0.975	4.6	*
1,4-Dichlorobenzene	*	0.993	1.076	0.996	1.009	0.992	1.013	3.5	*
1,2-Dichlorobenzene	*	0.955	1.033	0.918	0.945	0.942	0.959	4.6	*
1,2-Dibromo-3-chloropropane	*	0.111	0.136	0.105	0.109	0.144	0.121	14.7	*
Dibromofluoromethane	*	0.943	1.009	0.975	0.916	0.974	0.963	3.7	*
Toluene-d8	*	0.741	0.794	0.741	0.728	0.706	0.742	4.4	*
Bromofluorobenzene		0.842	0.900	0.809	0.835	0.812	0.840	4.4	

Ave % RSD = 9.16 %

* Compounds with required minimum RRF and maximum %RSD values.
All other compounds must meet a minimum RRF of 0.010.

0000045

Response Factor Report #13

Method : C:\HPCHEM\1\METHODS\D040260X.M (RTE Integrator)
Title : VOA 8260 Calibration
Last Update : Fri Apr 27 15:41:25 2001
Response via : Continuing Calibration

Calibration Files
10 =D5250.D 20 =D5249.D 50 =D5246.D
100 =D5248.D 200 =D5247.D

		Compound	10	20	50	100	200	Avg	%RSD
1)	I	Pentafluorobenzene	----------ISTD----------						
2)	T	Dichlorodifluorometha	0.533	0.513	0.452	0.449	0.435	0.476	9.13
3)	T	Chloromethane	0.188	0.186	0.166	0.163	0.158	0.172	7.97
4)	TC	Vinyl Chloride	0.208	0.215	0.195	0.197	0.189	0.201	5.20
5)	T	Bromomethane	0.411	0.433	0.321	0.356	0.315	0.367	14.39
6)	T	Chloroethane	0.113	0.118	0.103	0.099	0.103	0.107	7.32
7)	T	Trichlorofluoromethan	0.667	0.706	0.606	0.600	0.579	0.631	8.35
8)	T	Acrolein	0.017	0.010	0.012	0.012	0.014	0.013#	19.04
9)	T	Acetone	0.113	0.107	0.079	0.084	0.067	0.090	21.59
10)	TC	1,1-Dichloroethene	0.310	0.305	0.298	0.286	0.277	0.295	4.64
11)	T	Acetonitrile	0.019	0.020	0.020	0.019	0.018	0.019#	2.94
12)	T	Iodomethane	0.734	0.805	0.822	0.672	0.809	0.769	8.34
13)	T	Allyl Chloride	0.063	0.065	0.061	0.060	0.060	0.062	3.78
14)	T	Carbon Disulfide	0.365	0.384	0.366	0.352	0.355	0.364	3.50
15)	T	Methylene Chloride	0.392	0.361	0.324	0.306	0.301	0.337	11.50
16)	T	MTBE	0.490	0.515	0.456	0.468	0.459	0.478	5.16
17)	T	Acrylonitrile	0.038	0.045	0.036	0.039	0.039	0.040#	8.06
18)	T	trans-1,2-Dichloroeth	0.317	0.319	0.308	0.301	0.303	0.310	2.55
19)	T	1,1-Dichloroethane	0.546	0.551	0.526	0.485	0.503	0.522	5.42
20)	T	Vinyl Acetate	0.423	0.415	0.442	0.313	0.445	0.407	13.35
21)	T	Chloroprene	0.280	0.294	0.283	0.259	0.270	0.277	4.69
22)	T	2-Butanone	0.127	0.136	0.119	0.112	0.082	0.115	17.99
23)	T	Propionitrile	0.014	0.015	0.011	0.013	0.012	0.013#	12.91
24)	T	2,2-Dichloropropane	0.313	0.318	0.327	0.294	0.311	0.313	3.95
25)	T	cis-1,2-Dichloroethen	0.256	0.261	0.248	0.233	0.244	0.248	4.41
26)	T	Methacrylonitrile	0.243	0.223	0.236	0.216	0.224	0.228	4.88
27)	TC	Chloroform	0.859	0.900	0.852	0.808	0.831	0.850	4.06
28)	T	Bromochloromethane	0.250	0.249	0.236	0.220	0.229	0.237	5.45
29)	T	Isobutyl Alcohol	0.001	0.001	0.000	0.000	0.000	0.001#	19.43
30)	S	Dibromofluoromethane	0.943	1.009	0.975	0.916	0.974	0.963	3.67
31)	T	1,1,1-Trichloroethane	0.727	0.752	0.713	0.661	0.684	0.708	5.06
32)	I	1,4-Difluorobenzene	----------ISTD----------						
33)	T	1,1-Dichloropropene	0.547	0.540	0.511	0.468	0.479	0.509	6.94
34)	T	Carbon Tetrachloride	1.137	1.217	1.004	1.017	1.057	1.086	8.24
35)	T	Benzene	0.722	0.741	0.683	0.640	0.658	0.689	6.12
36)	T	1,2-Dichloroethane	0.593	0.600	0.530	0.507	0.517	0.549	7.98
37)	T	Trichloroethene	0.743	0.691	0.583	0.779	0.535	0.666	15.63
38)	TC	1,2-Dichloropropane	0.386	0.400	0.367	0.354	0.356	0.373	5.37
39)	T	Methyl Methacrylate	0.189	0.173	0.136	0.146	0.145	0.158	14.02
40)	T	Bromodichloromethane	1.118	1.206	1.130	1.109	1.135	1.140	3.37
41)	T	Dibromomethane	0.497	0.535	0.468	0.463	0.455	0.484	6.81
42)	T	4-Methyl-2-pentanone	0.148	0.226	0.141	0.164	0.143	0.164	21.58

(#) = Out of Range

Response Factor Report #13

Method : C:\HPCHEM\1\METHODS\D040260X.M (RTE Integrator)
Title : VOA 8260 Calibration
Last Update : Fri Apr 27 15:41:25 2001
Response via : Continuing Calibration

Calibration Files
10 =D5250.D 20 =D5249.D 50 =D5246.D
100 =D5248.D 200 =D5247.D

		Compound	10	20	50	100	200	Avg	%RSD
43)	T	cis-1,3-Dichloroprope	0.524	0.574	0.546	0.487	0.514	0.529	6.20
44)	S	Toluene-d8	0.741	0.794	0.741	0.728	0.706	0.742	4.38
45)	TC	Toluene	0.470	0.487	0.436	0.409	0.410	0.443	8.01
46)	T	trans-1,3-Dichloropro	0.465	0.517	0.473	0.435	0.451	0.468	6.53
47)	T	Ethyl Methacrylate	0.099	0.111	0.085	0.091	0.089	0.095	11.09
48)	T	1,1,2-Trichloroethane	0.370	0.403	0.347	0.322	0.321	0.353	9.91
49)	S	Bromofluorobenzene	0.842	0.900	0.809	0.835	0.812	0.840	4.37
50)	I	Chlorobenzene-d5	----------ISTD----------						
51)	T	2-Hexanone	0.187	0.249	0.153	0.183	0.172	0.189	19.07
52)	T	1,3-Dichloropropane	0.620	0.666	0.572	0.569	0.575	0.601	7.06
53)	T	Tetrachloroethene	1.093	1.138	1.042	0.949	0.963	1.037	7.86
54)	T	Dibromochloromethane	1.726	1.964	1.871	1.731	1.804	1.819	5.52
55)	T	1,2-Dibromoethane	0.805	0.880	0.789	0.726	0.759	0.792	7.30
56)	T	Chlorobenzene	1.119	1.178	1.053	1.003	0.995	1.070	7.34
57)	T	1,1,1,2-Tetrachloroet	0.589	0.654	0.600	0.543	0.591	0.595	6.66
58)	TC	Ethylbenzene	1.348	1.366	1.224	1.172	1.172	1.256	7.52
59)	T	m,p-Xylene	0.465	0.496	0.446	0.430	0.429	0.453	6.18
60)	T	o-Xylene	0.489	0.499	0.457	0.439	0.445	0.466	5.81
61)	T	Styrene	0.815	0.881	0.795	0.775	0.791	0.811	5.11
62)	T	Bromoform	1.351	1.612	1.395	1.413	1.470	1.448	6.97
63)	T	1,1,2,2-Tetrachloroet	0.863	0.920	0.755	0.059	0.781	0.676	51.93
64)	T	1,2,3-Trichloropropan	0.438	0.477	0.373	0.366	0.397	0.410	11.38
65)	T	1,4-Dichloro-2-butene	0.010	0.017	0.016	0.017	0.012	0.014#	22.93
66)	T	1,3,5-Trimethylbenzen	1.124	1.191	1.047	1.006	1.019	1.077	7.25
67)	T	1,2,4-Trimethylbenzen	1.132	1.209	1.077	1.050	1.059	1.106	5.97
68)	T	1,3-Dichlorobenzene	0.912	1.025	0.966	0.961	1.009	0.975	4.56
69)	T	1,4-Dichlorobenzene	0.992	1.076	0.996	1.009	0.992	1.013	3.54
70)	T	1,2-Dichlorobenzene	0.955	1.033	0.918	0.945	0.942	0.959	4.57
71)	T	1,2-Dibromo-3-chloro-	0.111	0.136	0.105	0.109	0.144	0.121	14.68
72)	I	1,4-Dichlorobenzene-d	----------ISTD----------						

Ave % RSD for Baseline = 9.16%

0000047

(#) = Out of Range

Quantitation Report (Not Reviewed)

Data File : D:\DATA\D5246.D Vial: 2
Acq On : 2 Apr 2001 4:08 pm Operator: K.LOCKER
Sample : VSTD050 Inst : #13
Misc : 5MLS Multiplr: 1.00
MS Integration Params: rteint.p
Quant Time: Apr 3 8:37 2001 Quant Results File: D040260X.RES

Quant Method : C:\HPCHEM\1\METHODS\D040260X.M (RTE Integrator)
Title : VOA 8260 Calibration
Last Update : Tue Apr 03 07:37:21 2001
Response via : Continuing Cal File: D:\DATA\D5246.D
DataAcq Meth : D030860X

Internal Standards	R.T.	QIon	Response	Conc	Units		Dev(Min)
1) Pentafluorobenzene	10.48	168	644259	50.00	ug/L		0.00
32) 1,4-Difluorobenzene	11.40	114	555526	50.00	ug/L		0.00
50) Chlorobenzene-d5	15.97	117	401551	50.00	ug/L		0.00
72) 1,4-Dichlorobenzene-d4	19.80	152	275137	50.00	ug/L		0.00
System Monitoring Compounds							
30) Dibromofluoromethane	9.55	113	628181	50.00	ug/L		0.00
Spiked Amount 50.000	Range 86 - 118		Recovery = 100.00%				
44) Toluene-d8	13.57	98	411371	50.00	ug/L		0.00
Spiked Amount 50.000	Range 88 - 110		Recovery = 100.00%				
49) Bromofluorobenzene	17.92	95	449536	50.00	ug/L		0.00
Spiked Amount 50.000	Range 86 - 115		Recovery = 100.00%				
Target Compounds							Qvalue
2) Dichlorodifluoromethane	2.38	85	290890	50.00	ug/L		100
3) Chloromethane	2.69	50	107007	50.00	ug/L		100
4) Vinyl Chloride	2.80	62	125393	50.00	ug/L		100
5) Bromomethane	3.30	94	206817	50.00	ug/L		100
6) Chloroethane	3.46	64	66467	50.00	ug/L		100
7) Trichlorofluoromethane	3.64	101	390178	50.00	ug/L		100
8) Acrolein	5.18	56	31383	200.00	ug/L		100
9) Acetone	5.86	43	51104	50.00	ug/L		100
10) 1,1-Dichloroethene	4.41	96	191995	50.00	ug/L		100
11) Acetonitrile	5.31	41	126654	500.00	ug/L	#	19
12) Iodomethane	4.66	142	529889	50.00	ug/L		100
13) Allyl Chloride	5.32	76	39618	50.00	ug/L	#	30
14) Carbon Disulfide	4.42	76	235709	50.00	ug/L		100
15) Methylene Chloride	5.53	84	208514	50.00	ug/L		100
16) MTBE	6.31	73	293860	50.00	ug/L		100
17) Acrylonitrile	7.53	53	94029	200.00	ug/L		100
18) trans-1,2-Dichloroethene	5.86	96	198746	50.00	ug/L		100
19) 1,1-Dichloroethane	7.27	63	338568	50.00	ug/L		100
20) Vinyl Acetate	8.03	43	284649	50.00	ug/L		100
21) Chloroprene	7.21	53	182025	50.00	ug/L		100
22) 2-Butanone	9.90	43	76629	50.00	ug/L		100
23) Propionitrile	10.39	54	69305	500.00	ug/L		100
24) 2,2-Dichloropropane	8.76	77	210979	50.00	ug/L		100
25) cis-1,2-Dichloroethene	8.55	96	159518	50.00	ug/L		100
26) Methacrylonitrile	8.76	41	152268	50.00	ug/L		100
27) Chloroform	9.18	83	549087	50.00	ug/L		100
28) Bromochloromethane	8.97	128	152057	50.00	ug/L		100
29) Isobutyl Alcohol	10.95	43	24567	5000.00	ug/L		100

(#) = qualifier out of range (m) = manual integration 0000048

Quantitation Report (Not Reviewed)

Data File : D:\DATA\D5246.D
Acq On : 2 Apr 2001 4:08 pm
Sample : VSTD050
Misc : 5MLS
MS Integration Params: rteint.p
Quant Time: Apr 3 8:37 2001

Vial: 2
Operator: K.LOCKER
Inst : #13
Multiplr: 1.00

Quant Results File: D040260X.RES

Quant Method : C:\HPCHEM\1\METHODS\D040260X.M (RTE Integrator)
Title : VOA 8260 Calibration
Last Update : Tue Apr 03 07:37:21 2001
Response via : Continuing Cal File: D:\DATA\D5246.D
DataAcq Meth : D030860X

	Compound	R.T.	QIon	Response	Conc	Unit		Qvalue
31)	1,1,1-Trichloroethane	9.53	97	459185	50.00	ug/L		100
33)	1,1-Dichloropropene	9.78	75	283666	50.00	ug/L		100
34)	Carbon Tetrachloride	9.37	117	557699	50.00	ug/L		100
35)	Benzene	10.25	78	379548	50.00	ug/L		100
36)	1,2-Dichloroethane	10.64	62	294430	50.00	ug/L		100
37)	Trichloroethene	11.31	95	323775	50.00	ug/L		100
38)	1,2-Dichloropropane	12.18	63	204136	50.00	ug/L		100
39)	Methyl Methacrylate	12.62	41	75687	50.00	ug/L		100
40)	Bromodichloromethane	12.30	83	627789	50.00	ug/L		100
41)	Dibromomethane	12.01	93	259951	50.00	ug/L		100
42)	4-Methyl-2-pentanone	14.28	43	78519	50.00	ug/L		100
43)	cis-1,3-Dichloropropene	13.30	75	303068	50.00	ug/L		100
45)	Toluene	13.65	92	242484	50.00	ug/L		100
46)	trans-1,3-Dichloropropene	14.30	75	262970	50.00	ug/L	#	15
47)	Ethyl Methacrylate	12.63	69	47099	50.00	ug/L		100
48)	1,1,2-Trichloroethane	14.55	83	192680	50.00	ug/L	#	61
51)	2-Hexanone	15.56	43	61582	50.00	ug/L		100
52)	1,3-Dichloropropane	14.96	76	229884	50.00	ug/L		100
53)	Tetrachloroethene	14.24	166	418246	50.00	ug/L		100
54)	Dibromochloromethane	14.81	129	751393	50.00	ug/L		100
55)	1,2-Dibromoethane	15.17	107	317021	50.00	ug/L		100
56)	Chlorobenzene	15.99	112	422830	50.00	ug/L		100
57)	1,1,1,2-Tetrachloroethane	16.10	131	240792	50.00	ug/L		100
58)	Ethylbenzene	16.04	91	491560	50.00	ug/L		100
59)	m,p-Xylene	16.28	106	358335	100.00	ug/L		100
60)	o-Xylene	16.96	106	183491	50.00	ug/L		100
61)	Styrene	17.04	104	319132	50.00	ug/L		100
62)	Bromoform	17.08	173	560232	50.00	ug/L		100
63)	1,1,2,2-Tetrachloroethane	18.24	83	303247	50.00	ug/L		100
64)	1,2,3-Trichloropropane	18.47	75	149786	50.00	ug/L		100
65)	1,4-Dichloro-2-butene	19.13	75	6582	50.00	ug/L		100
66)	1,3,5-Trimethylbenzene	18.46	105	420490	50.00	ug/L		100
67)	1,2,4-Trimethylbenzene	19.11	105	432629	50.00	ug/L		100
68)	1,3-Dichlorobenzene	19.67	146	387725	50.00	ug/L		100
69)	1,4-Dichlorobenzene	19.83	146	399979	50.00	ug/L		100
70)	1,2-Dichlorobenzene	20.56	146	368731	50.00	ug/L		100
71)	1,2-Dibromo-3-chloro-propa	21.99	75	42321	50.00	ug/L		100

(#) = qualifier out of range (m) = manual integration

Data File : D:\DATA\D5246.D
Acq On : 2 Apr 2001 4:08 pm
Sample : VSTD050
Misc : 5MLS
MS Integration Params: rteint.p
Quant Time: Apr 3 8:37 2001

Vial: 2
Operator: K.LOCKER
Inst : #13
Multiplr: 1.00

Quant Results File: D040260X.RES

Method : C:\HPCHEM\1\METHODS\D040260X.M (RTE Integrator)
Title : VOA 8260 Calibration
Last Update : Tue Apr 03 07:37:21 2001
Response via : Continuing Cal File: D:\DATA\D5246.D

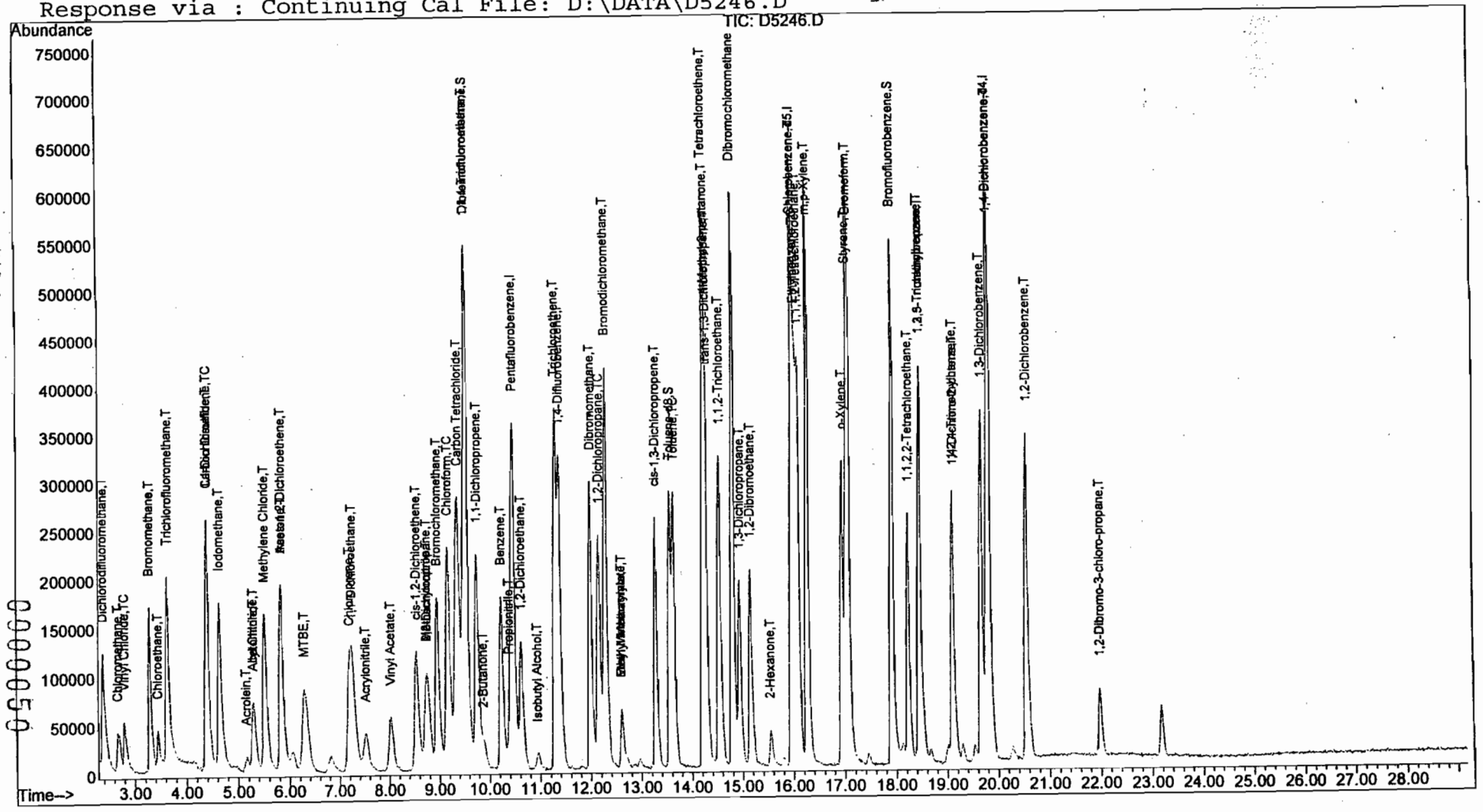

Quantitation Report (Not Reviewed)

Data File : D:\DATA\D5247.D
Acq On : 2 Apr 2001 4:56 pm
Sample : VSTD200
Misc : 5MLS
MS Integration Params: rteint.p
Quant Time: Apr 3 8:37 2001

Vial: 3
Operator: K.LOCKER
Inst : #13
Multiplr: 1.00
Quant Results File: D040260X.RES

Quant Method : C:\HPCHEM\1\METHODS\D040260X.M (RTE Integrator)
Title : VOA 8260 Calibration
Last Update : Tue Apr 03 07:37:21 2001
Response via : Continuing Cal File: D:\DATA\D5246.D
DataAcq Meth : D030860X

Internal Standards	R.T.	QIon	Response	Conc	Units	Dev(Min)
1) Pentafluorobenzene	10.46	168	641717	50.00	ug/L	-0.03
32) 1,4-Difluorobenzene	11.37	114	567954	50.00	ug/L	-0.03
50) Chlorobenzene-d5	15.96	117	407182	50.00	ug/L	-0.02
72) 1,4-Dichlorobenzene-d4	19.80	152	306335	50.00	ug/L	0.00
System Monitoring Compounds						
30) Dibromofluoromethane	9.52	113	2500972	199.85	ug/L	-0.03
Spiked Amount 50.000	Range 86 - 118		Recovery = 399.70%#			
44) Toluene-d8	13.57	98	1603716	190.66	ug/L	0.00
Spiked Amount 50.000	Range 88 - 110		Recovery = 381.32%#			
49) Bromofluorobenzene	17.91	95	1844053	200.62	ug/L	-0.02
Spiked Amount 50.000	Range 86 - 115		Recovery = 401.24%#			
Target Compounds						Qvalue
2) Dichlorodifluoromethane	2.36	85	1117378	192.82	ug/L	100
3) Chloromethane	2.66	50	404929	189.96	ug/L	99
4) Vinyl Chloride	2.78	62	485366	194.30	ug/L	100
5) Bromomethane	3.27	94	808868	196.33	ug/L	100
6) Chloroethane	3.43	64	264697	199.91	ug/L	100
7) Trichlorofluoromethane	3.62	101	1487142	191.33	ug/L	100
8) Acrolein	5.14	56	142117	909.28	ug/L	98
9) Acetone	5.80	43	172389	169.33	ug/L	97
10) 1,1-Dichloroethene	4.37	96	710236	185.69	ug/L	98
11) Acetonitrile	5.28	41	470190	1863.55	ug/L #	17
12) Iodomethane	4.64	142	2077508	196.81	ug/L	99
13) Allyl Chloride	5.29	76	153887	194.98	ug/L #	38
14) Carbon Disulfide	4.39	76	910156	193.83	ug/L	100
15) Methylene Chloride	5.51	84	772370	185.94	ug/L	98
16) MTBE	6.28	73	1179015	201.40	ug/L	98
17) Acrylonitrile	7.49	53	400599	855.45	ug/L	96
18) trans-1,2-Dichloroethene	5.82	96	778836	196.71	ug/L	98
19) 1,1-Dichloroethane	7.25	63	1291437	191.48	ug/L	99
20) Vinyl Acetate	8.01	43	1142239	201.43	ug/L	100
21) Chloroprene	7.17	53	693019	191.12	ug/L	98
22) 2-Butanone	9.88	43	209782	137.42	ug/L	96
23) Propionitrile	10.39	54	308313	2233.13	ug/L	94
24) 2,2-Dichloropropane	8.73	77	799564	190.24	ug/L	97
25) cis-1,2-Dichloroethene	8.52	96	626155	197.04	ug/L	97
26) Methacrylonitrile	8.72	41	574589	189.42	ug/L	98
27) Chloroform	9.16	83	2132231	194.93	ug/L	100
28) Bromochloromethane	8.94	128	588483	194.27	ug/L	99
29) Isobutyl Alcohol	10.96	43	113342	23159.31	ug/L	93

(#) = qualifier out of range (m) = manual integration

Quantitation Report (Not Reviewed)

Data File : D:\DATA\D5247.D
Acq On : 2 Apr 2001 4:56 pm
Sample : VSTD200
Misc : 5MLS
MS Integration Params: rteint.p
Quant Time: Apr 3 8:37 2001

Vial: 3
Operator: K.LOCKER
Inst : #13
Multiplr: 1.00
Quant Results File: D040260X.RES

Quant Method : C:\HPCHEM\1\METHODS\D040260X.M (RTE Integrator)
Title : VOA 8260 Calibration
Last Update : Tue Apr 03 07:37:21 2001
Response via : Continuing Cal File: D:\DATA\D5246.D
DataAcq Meth : D030860X

	Compound	R.T.	QIon	Response	Conc Unit		Qvalue
31)	1,1,1-Trichloroethane	9.50	97	1756409	192.01 ug/L		100
33)	1,1-Dichloropropene	9.75	75	1087374	187.47 ug/L		99
34)	Carbon Tetrachloride	9.35	117	2400740	210.53 ug/L		91
35)	Benzene	10.23	78	1494525	192.57 ug/L		100
36)	1,2-Dichloroethane	10.61	62	1174089	195.02 ug/L		100
37)	Trichloroethene	11.29	95	1215004	183.53 ug/L		96
38)	1,2-Dichloropropane	12.16	63	808968	193.81 ug/L		99
39)	Methyl Methacrylate	12.60	41	329191	212.71 ug/L		99
40)	Bromodichloromethane	12.29	83	2579578	200.95 ug/L		99
41)	Dibromomethane	11.99	93	1034073	194.55 ug/L		100
42)	4-Methyl-2-pentanone	14.26	43	323756	201.65 ug/L		99
43)	cis-1,3-Dichloropropene	13.28	75	1167028	188.32 ug/L		100
45)	Toluene	13.64	92	930958	187.76 ug/L		100
46)	trans-1,3-Dichloropropene	14.28	75	1024756	190.58 ug/L	#	15
47)	Ethyl Methacrylate	12.60	69	202109	209.86 ug/L		98
48)	1,1,2-Trichloroethane	14.53	83	728873	185.00 ug/L	#	59
51)	2-Hexanone	15.54	43	279932	224.14 ug/L		95
52)	1,3-Dichloropropane	14.94	76	936322	200.83 ug/L		98
53)	Tetrachloroethene	14.23	166	1568245	184.89 ug/L		99
54)	Dibromochloromethane	14.81	129	2938284	192.82 ug/L		100
55)	1,2-Dibromoethane	15.15	107	1236265	192.29 ug/L		99
56)	Chlorobenzene	15.99	112	1620264	188.95 ug/L		100
57)	1,1,1,2-Tetrachloroethane	16.10	131	962514	197.10 ug/L		98
58)	Ethylbenzene	16.04	91	1908341	191.43 ug/L		100
59)	m,p-Xylene	16.27	106	1396382	384.30 ug/L		99
60)	o-Xylene	16.95	106	724694	194.74 ug/L		98
61)	Styrene	17.03	104	1287950	199.00 ug/L		99
62)	Bromoform	17.07	173	2393942	210.70 ug/L		100
63)	1,1,2,2-Tetrachloroethane	18.24	83	1272594	206.93 ug/L		99
64)	1,2,3-Trichloropropane	18.47	75	646049	212.67 ug/L		94
65)	1,4-Dichloro-2-butene	19.12	75	19682	147.45 ug/L	#	28
66)	1,3,5-Trimethylbenzene	18.46	105	1659392	194.59 ug/L		100
67)	1,2,4-Trimethylbenzene	19.11	105	1725370	196.65 ug/L		100
68)	1,3-Dichlorobenzene	19.67	146	1644184	209.10 ug/L		99
69)	1,4-Dichlorobenzene	19.82	146	1615894	199.20 ug/L		99
70)	1,2-Dichlorobenzene	20.55	146	1534551	205.21 ug/L		99
71)	1,2-Dibromo-3-chloro-propa	21.97	75	235153	273.98 ug/L		98

(#) = qualifier out of range (m) = manual integration

Data File : D:\DATA\D5247.D
Acq On : 2 Apr 2001 4:56 pm
Sample : VSTD200
Misc : 5MLS
MS Integration Params: rteint.p
Quant Time: Apr 3 8:37 2001

Vial: 3
Operator: K.LOCKER
Inst : #13
Multiplr: 1.00

Quant Results File: D040260X.RES

Method : C:\HPCHEM\1\METHODS\D040260X.M (RTE Integrator)
Title : VOA 8260 Calibration
Last Update : Tue Apr 03 07:37:21 2001
Response via : Continuing Cal File: D:\DATA\D5246.D

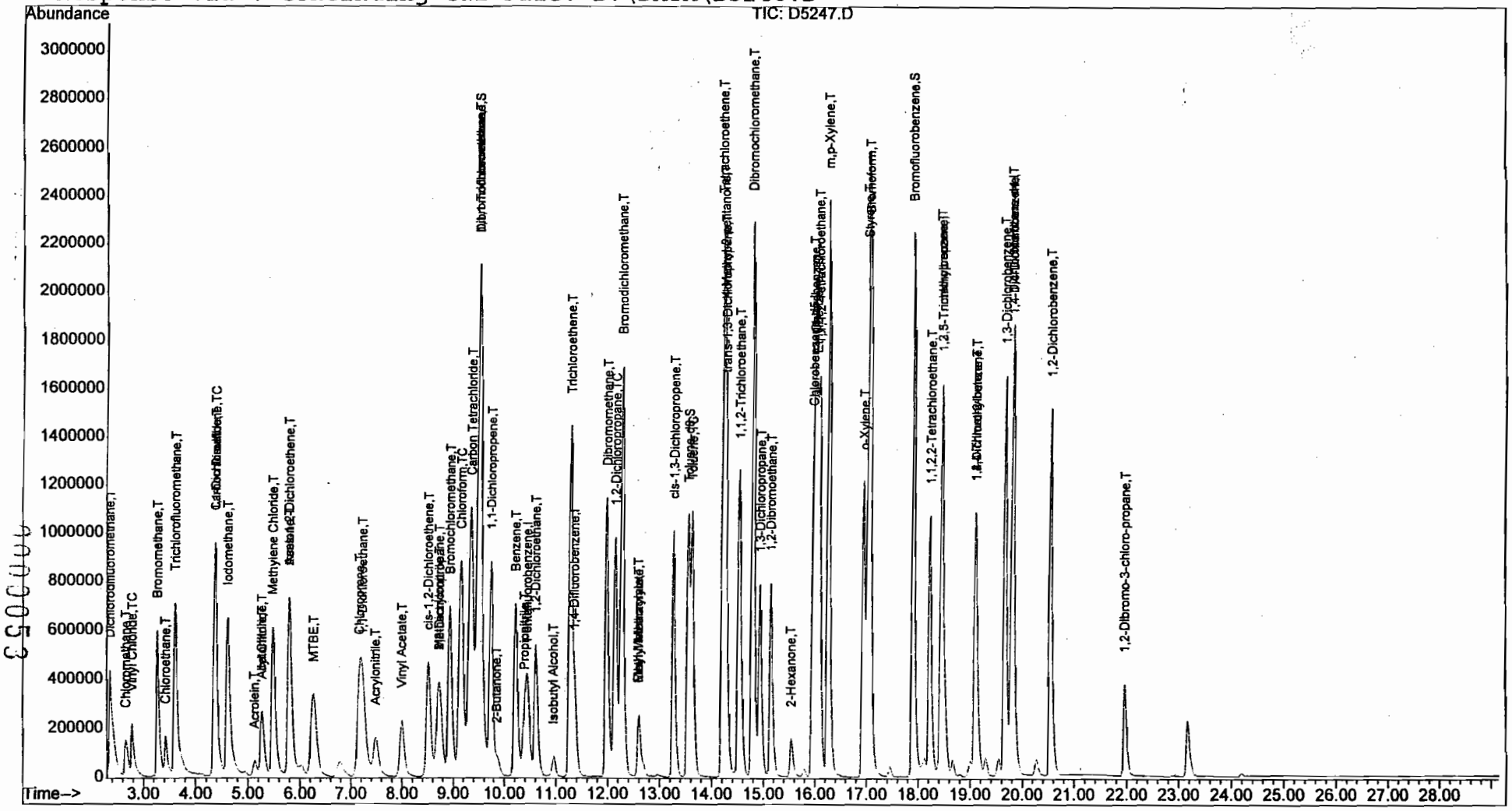

Quantitation Report (QT Reviewed)

Data File : D:\DATA\D5248.D
Acq On : 2 Apr 2001 5:33 pm
Sample : VSTD100
Misc : 5MLS
MS Integration Params: rteint.p
Quant Time: Apr 3 8:47 2001

Vial: 4
Operator: K.LOCKER
Inst : #13
Multiplr: 1.00
Quant Results File: D040260X.RES

Quant Method : C:\HPCHEM\1\METHODS\D040260X.M (RTE Integrator)
Title : VOA 8260 Calibration
Last Update : Tue Apr 03 07:37:21 2001
Response via : Continuing Cal File: D:\DATA\D5246.D
DataAcq Meth : D030860X

Internal Standards	R.T.	QIon	Response	Conc	Units	Dev(Min)
1) Pentafluorobenzene	10.47	168	632798	50.00	ug/L	-0.02
32) 1,4-Difluorobenzene	11.38	114	555808	50.00	ug/L	-0.02
50) Chlorobenzene-d5	15.96	117	404368	50.00	ug/L	-0.02
72) 1,4-Dichlorobenzene-d4	19.79	152	298230	50.00	ug/L	-0.02
System Monitoring Compounds						
30) Dibromofluoromethane	9.52	113	1158933	93.92	ug/L	-0.03
Spiked Amount 50.000	Range 86 - 118		Recovery = 187.84%#			
44) Toluene-d8	13.56	98	808768	98.25	ug/L	-0.02
Spiked Amount 50.000	Range 88 - 110		Recovery = 196.50%#			
49) Bromofluorobenzene	17.90	95	928355	103.20	ug/L	-0.03
Spiked Amount 50.000	Range 86 - 115		Recovery = 206.40%#			
Target Compounds						Qvalue
2) Dichlorodifluoromethane	2.38	85	568245	99.44	ug/L	99
3) Chloromethane	2.67	50	206816	98.39	ug/L	90
4) Vinyl Chloride	2.80	62	249128	101.14	ug/L	98
5) Bromomethane	3.29	94	451103	111.03	ug/L	98
6) Chloroethane	3.45	64	125452	96.08	ug/L	98
7) Trichlorofluoromethane	3.65	101	759166	99.05	ug/L	100
8) Acrolein	5.14	56	60128	390.13	ug/L	90
9) Acetone	5.79	43	106791	106.38	ug/L	98
10) 1,1-Dichloroethene	4.44	96	362226	96.04	ug/L	97
11) Acetonitrile	5.33	41	238405	958.21	ug/L #	19
12) Iodomethane	4.69	142	850384	81.70	ug/L	98
13) Allyl Chloride	5.33	76	75387	96.87	ug/L #	32
14) Carbon Disulfide	4.46	76	445512	96.22	ug/L	100
15) Methylene Chloride	5.55	84	386961	94.47	ug/L	99
16) MTBE	6.27	73	592370	102.62	ug/L	98
17) Acrylonitrile	7.49	53	199004	430.95	ug/L	100
18) trans-1,2-Dichloroethene	5.87	96	381234	97.65	ug/L	99
19) 1,1-Dichloroethane	7.29	63	613276	92.21	ug/L	100
20) Vinyl Acetate	8.02	43	395901	70.80	ug/L	100
21) Chloroprene	7.21	53	328280	91.81	ug/L	98
22) 2-Butanone	9.87	43	141232m KL	93.82	ug/L	
23) Propionitrile	10.37	54	167633	1231.29	ug/L	89
24) 2,2-Dichloropropane	8.76	77	371587	89.66	ug/L	99
25) cis-1,2-Dichloroethene	8.55	96	294286	93.91	ug/L	100
26) Methacrylonitrile	8.76	41	273379	91.39	ug/L	100
27) Chloroform	9.17	83	1022490	94.79	ug/L	100
28) Bromochloromethane	8.96	128	278911	93.37	ug/L	97
29) Isobutyl Alcohol	10.92	43	62967	13047.47	ug/L	93

(#) = qualifier out of range (m) = manual integration

Quantitation Report (QT Reviewed)

Data File : D:\DATA\D5248.D
Acq On : 2 Apr 2001 5:33 pm
Sample : VSTD100
Misc : 5MLS
MS Integration Params: rteint.p
Quant Time: Apr 3 8:47 2001

Vial: 4
Operator: K.LOCKER
Inst : #13
Multiplr: 1.00

Quant Results File: D040260X.RES

Quant Method : C:\HPCHEM\1\METHODS\D040260X.M (RTE Integrator)
Title : VOA 8260 Calibration
Last Update : Tue Apr 03 07:37:21 2001
Response via : Continuing Cal File: D:\DATA\D5246.D
DataAcq Meth : D030860X

	Compound	R.T.	QIon	Response	Conc	Unit		Qvalue
31)	1,1,1-Trichloroethane	9.52	97	836724	92.76	ug/L		100
33)	1,1-Dichloropropene	9.77	75	520000	91.61	ug/L		100
34)	Carbon Tetrachloride	9.37	117	1131018	101.35	ug/L		91
35)	Benzene	10.24	78	711528	93.69	ug/L		100
36)	1,2-Dichloroethane	10.62	62	563164	95.59	ug/L		99
37)	Trichloroethene	11.29	95	865510	133.59	ug/L		98
38)	1,2-Dichloropropane	12.16	63	393269	96.28	ug/L		99
39)	Methyl Methacrylate	12.60	41	162463	107.27	ug/L		100
40)	Bromodichloromethane	12.29	83	1232950	98.15	ug/L		98
41)	Dibromomethane	11.98	93	514899	98.99	ug/L		99
42)	4-Methyl-2-pentanone	14.27	43	181811	115.72	ug/L		98
43)	cis-1,3-Dichloropropene	13.27	75	541669	89.32	ug/L		100
45)	Toluene	13.64	92	454653	93.70	ug/L		99
46)	trans-1,3-Dichloropropene	14.29	75	484098	92.00	ug/L	#	13
47)	Ethyl Methacrylate	12.60	69	101020	107.19	ug/L		100
48)	1,1,2-Trichloroethane	14.52	83	357440	92.71	ug/L	#	62
51)	2-Hexanone	15.54	43	148235m	119.52	ug/L		
52)	1,3-Dichloropropane	14.93	76	459928	99.34	ug/L		99
53)	Tetrachloroethene	14.23	166	767630	91.13	ug/L		98
54)	Dibromochloromethane	14.80	129	1399922	92.51	ug/L		100
55)	1,2-Dibromoethane	15.15	107	587541	92.02	ug/L		99
56)	Chlorobenzene	15.98	112	811033	95.24	ug/L		100
57)	1,1,1,2-Tetrachloroethane	16.09	131	438802	90.48	ug/L		99
58)	Ethylbenzene	16.04	91	947559	95.71	ug/L		100
59)	m,p-Xylene	16.26	106	695351	192.70	ug/L		99
60)	o-Xylene	16.94	106	354732	95.99	ug/L		99
61)	Styrene	17.02	104	627036	97.56	ug/L		99
62)	Bromoform	17.06	173	1142592	101.26	ug/L		100
63)	1,1,2,2-Tetrachloroethane	18.22	83	47738m	7.82	ug/L		
64)	1,2,3-Trichloropropane	18.45	75	295775	98.04	ug/L		98
65)	1,4-Dichloro-2-butene	19.11	75	13429m	101.30	ug/L		
66)	1,3,5-Trimethylbenzene	18.45	105	813729	96.09	ug/L		99
67)	1,2,4-Trimethylbenzene	19.11	105	849418	97.49	ug/L		100
68)	1,3-Dichlorobenzene	19.66	146	777192	99.53	ug/L		99
69)	1,4-Dichlorobenzene	19.82	146	815987	101.29	ug/L		99
70)	1,2-Dichlorobenzene	20.54	146	764475	102.94	ug/L		100
71)	1,2-Dibromo-3-chloro-propa	21.96	75	88151m	103.42	ug/L		

(#) = qualifier out of range (m) = manual integration

Data File : D:\DATA\D5248.D
Acq On : 2 Apr 2001 5:33 pm
Sample : VSTD100
Misc : 5MLS
MS Integration Params: rteint.p
Quant Time: Apr 3 8:47 2001

Vial: 4
Operator: K.LOCKER
Inst : #13
Multiplr: 1.00

Quant Results File: D040260X.RES

Method : C:\HPCHEM\1\METHODS\D040260X.M (RTE Integrator)
Title : VOA 8260 Calibration
Last Update : Tue Apr 03 07:52:00 2001
Response via : Continuing Cal File: D:\DATA\D5246.D

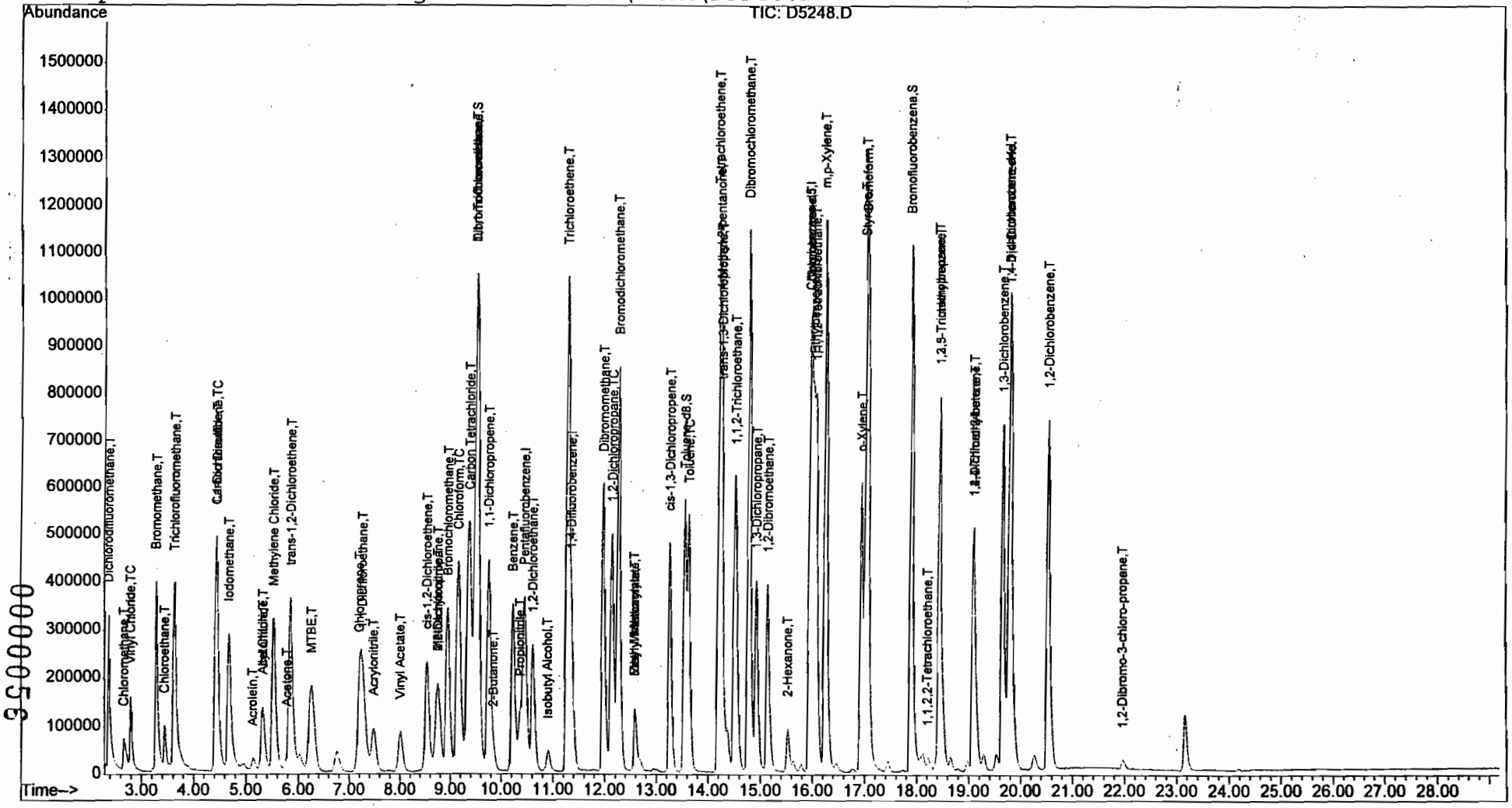

Quantitation Report (Not Reviewed)

Data File : D:\DATA\D5249.D
Acq On : 2 Apr 2001 6:10 pm
Sample : VSTD020
Misc : 5MLS
MS Integration Params: rteint.p
Quant Time: Apr 3 8:38 2001

Vial: 5
Operator: K.LOCKER
Inst : #13
Multiplr: 1.00
Quant Results File: D040260X.RES

Quant Method : C:\HPCHEM\1\METHODS\D040260X.M (RTE Integrator)
Title : VOA 8260 Calibration
Last Update : Tue Apr 03 07:37:21 2001
Response via : Continuing Cal File: D:\DATA\D5246.D
DataAcq Meth : D030860X

Internal Standards	R.T.	QIon	Response	Conc	Units	Dev(Min)
1) Pentafluorobenzene	10.47	168	609792	50.00	ug/L	-0.02
32) 1,4-Difluorobenzene	11.38	114	505423	50.00	ug/L	-0.02
50) Chlorobenzene-d5	15.95	117	373770	50.00	ug/L	-0.03
72) 1,4-Dichlorobenzene-d4	19.81	152	248773	50.00	ug/L	0.00
System Monitoring Compounds						
30) Dibromofluoromethane	9.52	113	246086	20.69	ug/L	-0.03
Spiked Amount 50.000	Range 86 - 118		Recovery = 41.38%#			
44) Toluene-d8	13.56	98	160529	21.45	ug/L	-0.02
Spiked Amount 50.000	Range 88 - 110		Recovery = 42.90%#			
49) Bromofluorobenzene	17.91	95	181980	22.25	ug/L	-0.02
Spiked Amount 50.000	Range 86 - 115		Recovery = 44.50%#			
Target Compounds						Qvalue
2) Dichlorodifluoromethane	2.38	85	125189	22.73	ug/L	98
3) Chloromethane	2.68	50	45301	22.36	ug/L	99
4) Vinyl Chloride	2.80	62	52396	22.07	ug/L	99
5) Bromomethane	3.29	94	105629	26.98	ug/L	99
6) Chloroethane	3.45	64	28730	22.83	ug/L	96
7) Trichlorofluoromethane	3.65	101	172086	23.30	ug/L	99
8) Acrolein	5.13	56	9936	66.90	ug/L	100
9) Acetone	5.75	43	26206	27.09	ug/L	97
10) 1,1-Dichloroethene	4.47	96	74408	20.47	ug/L	96
11) Acetonitrile	5.35	41	47847	199.57	ug/L #	19
12) Iodomethane	4.71	142	196438	19.58	ug/L	99
13) Allyl Chloride	5.34	76	15947	21.26	ug/L #	41
14) Carbon Disulfide	4.50	76	93758	21.01	ug/L	100
15) Methylene Chloride	5.55	84	87986	22.29	ug/L	98
16) MTBE	6.24	73	125615	22.58	ug/L	100
17) Acrylonitrile	7.45	53	43928	98.72	ug/L	94
18) trans-1,2-Dichloroethene	5.88	96	77844	20.69	ug/L	98
19) 1,1-Dichloroethane	7.30	63	134456	20.98	ug/L	99
20) Vinyl Acetate	8.00	43	101135	18.77	ug/L	100
21) Chloroprene	7.23	53	71612	20.78	ug/L	99
22) 2-Butanone	9.84	43	33085	22.81	ug/L #	55
23) Propionitrile	10.34	54	36554	278.62	ug/L #	35
24) 2,2-Dichloropropane	8.76	77	77518	19.41	ug/L	99
25) cis-1,2-Dichloroethene	8.54	96	63623	21.07	ug/L	99
26) Methacrylonitrile	8.76	41	54275	18.83	ug/L	95
27) Chloroform	9.17	83	219592	21.13	ug/L	100
28) Bromochloromethane	8.95	128	60796	21.12	ug/L	97
29) Isobutyl Alcohol	10.88	43	14296	3074.05	ug/L	97

(#) = qualifier out of range (m) = manual integration

Quantitation Report (Not Reviewed)

Data File : D:\DATA\D5249.D
Acq On : 2 Apr 2001 6:10 pm
Sample : VSTD020
Misc : 5MLS
MS Integration Params: rteint.p
Quant Time: Apr 3 8:38 2001

Vial: 5
Operator: K.LOCKER
Inst : #13
Multiplr: 1.00

Quant Results File: D040260X.RES

Quant Method : C:\HPCHEM\1\METHODS\D040260X.M (RTE Integrator)
Title : VOA 8260 Calibration
Last Update : Tue Apr 03 07:37:21 2001
Response via : Continuing Cal File: D:\DATA\D5246.D
DataAcq Meth : D030860X

	Compound	R.T.	QIon	Response	Conc	Unit		Qvalue
31)	1,1,1-Trichloroethane	9.53	97	183538	21.11	ug/L		99
33)	1,1-Dichloropropene	9.78	75	109118	21.14	ug/L		98
34)	Carbon Tetrachloride	9.37	117	246037	24.24	ug/L		81
35)	Benzene	10.24	78	149711	21.68	ug/L		100
36)	1,2-Dichloroethane	10.62	62	121245	22.63	ug/L		100
37)	Trichloroethene	11.29	95	139642	23.70	ug/L		94
38)	1,2-Dichloropropane	12.15	63	80932	21.79	ug/L		99
39)	Methyl Methacrylate	12.60	41	34883	25.33	ug/L		97
40)	Bromodichloromethane	12.28	83	243763	21.34	ug/L		99
41)	Dibromomethane	11.99	93	108240	22.88	ug/L		98
42)	4-Methyl-2-pentanone	14.24	43	45619	31.93	ug/L		98
43)	cis-1,3-Dichloropropene	13.27	75	116057	21.05	ug/L		99
45)	Toluene	13.63	92	98546	22.33	ug/L		97
46)	trans-1,3-Dichloropropene	14.28	75	104438	21.83	ug/L	#	15
47)	Ethyl Methacrylate	12.59	69	22528	26.29	ug/L		96
48)	1,1,2-Trichloroethane	14.52	83	81515	23.25	ug/L	#	62
51)	2-Hexanone	15.52	43	37222	32.47	ug/L		95
52)	1,3-Dichloropropane	14.93	76	99645	23.28	ug/L		98
53)	Tetrachloroethene	14.22	166	170138	21.85	ug/L		99
54)	Dibromochloromethane	14.80	129	293612	20.99	ug/L		99
55)	1,2-Dibromoethane	15.15	107	131617	22.30	ug/L		99
56)	Chlorobenzene	15.98	112	176188	22.38	ug/L		98
57)	1,1,1,2-Tetrachloroethane	16.08	131	97757	21.81	ug/L		99
58)	Ethylbenzene	16.03	91	204211	22.32	ug/L		100
59)	m,p-Xylene	16.26	106	148254	44.45	ug/L		97
60)	o-Xylene	16.94	106	74645	21.85	ug/L		98
61)	Styrene	17.03	104	131723	22.17	ug/L		97
62)	Bromoform	17.06	173	241028	23.11	ug/L		99
63)	1,1,2,2-Tetrachloroethane	18.22	83	137504	24.36	ug/L		99
64)	1,2,3-Trichloropropane	18.45	75	71258	25.55	ug/L		94
65)	1,4-Dichloro-2-butene	19.13	75	2562	20.91	ug/L	#	75
66)	1,3,5-Trimethylbenzene	18.46	105	178003	22.74	ug/L		99
67)	1,2,4-Trimethylbenzene	19.12	105	180782	22.45	ug/L		99
68)	1,3-Dichlorobenzene	19.68	146	153203	21.23	ug/L		100
69)	1,4-Dichlorobenzene	19.82	146	160876	21.61	ug/L		96
70)	1,2-Dichlorobenzene	20.55	146	154494	22.51	ug/L		99
71)	1,2-Dibromo-3-chloro-propa	21.97	75	20399	25.89	ug/L		91

(#) = qualifier out of range (m) = manual integration

Data File : D:\DATA\D5249.D
Acq On : 2 Apr 2001 6:10 pm
Sample : VSTD020
Misc : 5MLS
MS Integration Params: rteint.p
Quant Time: Apr 3 8:38 2001

Vial: 5
Operator: K.LOCKER
Inst : #13
Multiplr: 1.00

Quant Results File: D040260X.RES

Method : C:\HPCHEM\1\METHODS\D040260X.M (RTE Integrator)
Title : VOA 8260 Calibration
Last Update : Tue Apr 03 07:37:21 2001
Response via : Continuing Cal File: D:\DATA\D5246.D

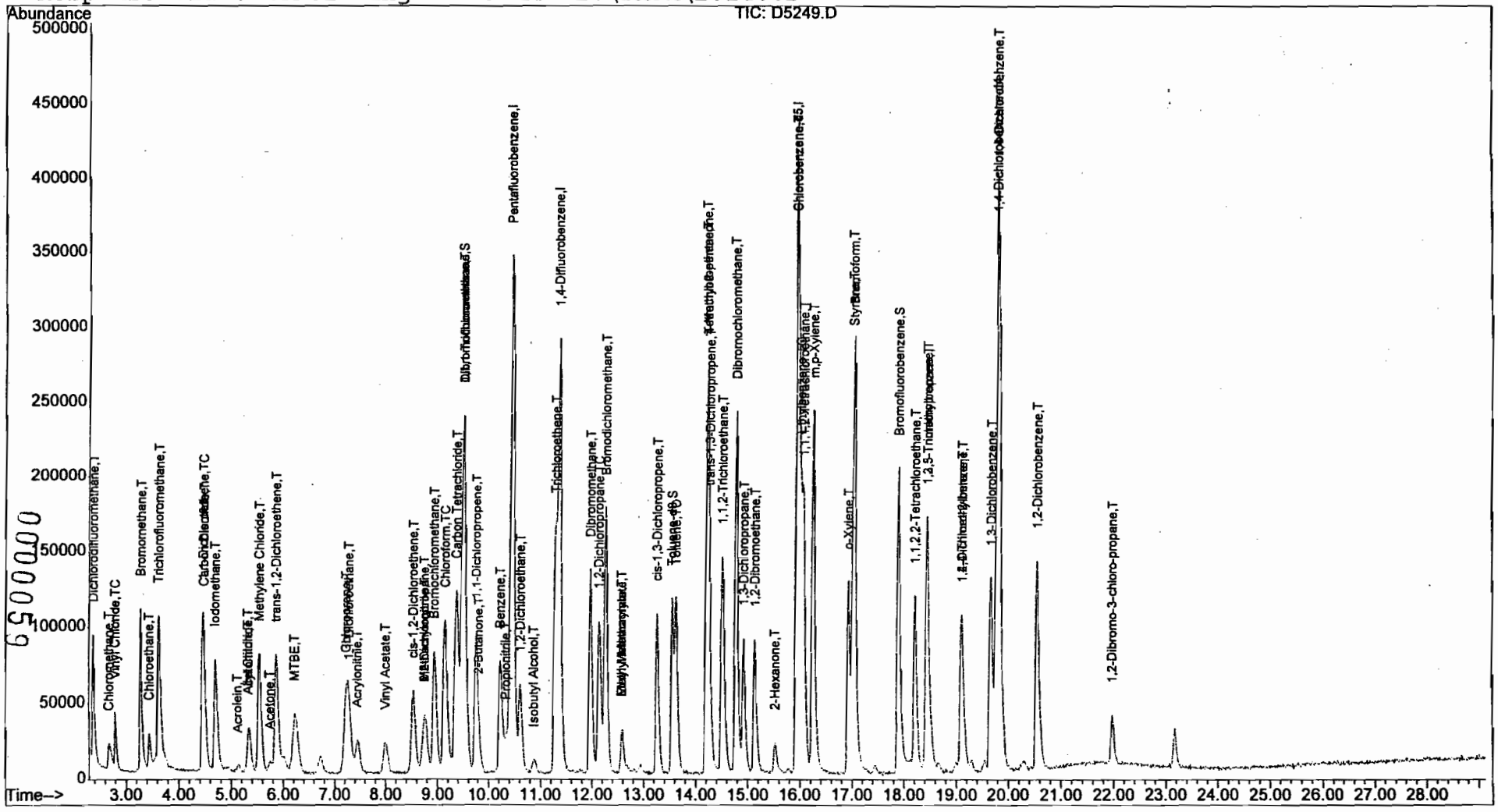

Quantitation Report (QT Reviewed)

Data File : D:\DATA\D5250.D
Acq On : 2 Apr 2001 6:50 pm
Sample : VSTD010
Misc : 5MLS
MS Integration Params: rteint.p
Quant Time: Apr 3 8:51 2001

Vial: 6
Operator: K.LOCKER
Inst : #13
Multiplr: 1.00
Quant Results File: D040260X.RES

Quant Method : C:\HPCHEM\1\METHODS\D040260X.M (RTE Integrator)
Title : VOA 8260 Calibration
Last Update : Tue Apr 03 07:37:21 2001
Response via : Continuing Cal File: D:\DATA\D5246.D
DataAcq Meth : D030860X

Internal Standards	R.T.	QIon	Response	Conc	Units	Dev(Min)
1) Pentafluorobenzene	10.45	168	603264	50.00	ug/L	-0.03
32) 1,4-Difluorobenzene	11.36	114	504355	50.00	ug/L	-0.04
50) Chlorobenzene-d5	15.94	117	384598	50.00	ug/L	-0.03
72) 1,4-Dichlorobenzene-d4	19.80	152	239866	50.00	ug/L	0.00
System Monitoring Compounds						
30) Dibromofluoromethane	9.50	113	113776	9.67	ug/L	-0.05
Spiked Amount 50.000	Range 86 - 118		Recovery = 19.34%#			
44) Toluene-d8	13.54	98	74745	10.01	ug/L	-0.03
Spiked Amount 50.000	Range 88 - 110		Recovery = 20.02%#			
49) Bromofluorobenzene	17.90	95	84975	10.41	ug/L	-0.02
Spiked Amount 50.000	Range 86 - 115		Recovery = 20.82%#			
Target Compounds						Qvalue
2) Dichlorodifluoromethane	2.36	85	64254	11.79	ug/L	98
3) Chloromethane	2.66	50	22674	11.31	ug/L	99
4) Vinyl Chloride	2.78	62	25061	10.67	ug/L	98
5) Bromomethane	3.27	94	49532	12.79	ug/L	95
6) Chloroethane	3.43	64	13667	10.98	ug/L	95
7) Trichlorofluoromethane	3.62	101	80479	11.01	ug/L	98
8) Acrolein	5.10	56	8066m KL	54.90	ug/L	
9) Acetone	5.73	43	13693	14.31	ug/L	93
10) 1,1-Dichloroethene	4.44	96	37419	10.41	ug/L	99
11) Acetonitrile	5.32	41	23038	97.13	ug/L #	28
12) Iodomethane	4.68	142	88564	8.92	ug/L	100
13) Allyl Chloride	5.30	76	7542	10.17	ug/L #	36
14) Carbon Disulfide	4.48	76	44068	9.98	ug/L	100
15) Methylene Chloride	5.52	84	47236	12.10	ug/L	97
16) MTBE	6.21	73	59067	10.73	ug/L	97
17) Acrylonitrile	7.44	53	18544	42.12	ug/L	89
18) trans-1,2-Dichloroethene	5.86	96	38196	10.26	ug/L	98
19) 1,1-Dichloroethane	7.24	63	65887	10.39	ug/L	100
20) Vinyl Acetate	7.98	43	51051m KL	9.58	ug/L	
21) Chloroprene	7.19	53	33789	9.91	ug/L	99
22) 2-Butanone	9.82	43	15369m KL	10.71	ug/L	
23) Propionitrile	10.30	54	17065	131.48	ug/L #	35
24) 2,2-Dichloropropane	8.72	77	37748	9.55	ug/L	99
25) cis-1,2-Dichloroethene	8.51	96	30842	10.32	ug/L	99
26) Methacrylonitrile	8.75	41	29366	10.30	ug/L	95
27) Chloroform	9.14	83	103694	10.08	ug/L	100
28) Bromochloromethane	8.95	128	30219	10.61	ug/L	95
29) Isobutyl Alcohol	10.85	43	7442	1617.56	ug/L	92

(#) = qualifier out of range (m) = manual integration

Quantitation Report (QT Reviewed)

Data File : D:\DATA\D5250.D
Acq On : 2 Apr 2001 6:50 pm
Sample : VSTD010
Misc : 5MLS
MS Integration Params: rteint.p
Quant Time: Apr 3 8:51 2001

Vial: 6
Operator: K.LOCKER
Inst : #13
Multiplr: 1.00
Quant Results File: D040260X.RES

Quant Method : C:\HPCHEM\1\METHODS\D040260X.M (RTE Integrator)
Title : VOA 8260 Calibration
Last Update : Tue Apr 03 07:37:21 2001
Response via : Continuing Cal File: D:\DATA\D5246.D
DataAcq Meth : D030860X

	Compound	R.T.	QIon	Response	Conc Unit		Qvalue
31)	1,1,1-Trichloroethane	9.51	97	87735	10.20 ug/L		99
33)	1,1-Dichloropropene	9.76	75	55141	10.71 ug/L		99
34)	Carbon Tetrachloride	9.35	117	114721	11.33 ug/L		85
35)	Benzene	10.22	78	72791	10.56 ug/L		100
36)	1,2-Dichloroethane	10.60	62	59786	11.18 ug/L		97
37)	Trichloroethene	11.29	95	74930	12.75 ug/L		83
38)	1,2-Dichloropropane	12.13	63	38938	10.50 ug/L		99
39)	Methyl Methacrylate	12.60	41	19065	13.87 ug/L		93
40)	Bromodichloromethane	12.26	83	112730	9.89 ug/L		100
41)	Dibromomethane	11.97	93	50156	10.63 ug/L		98
42)	4-Methyl-2-pentanone	14.24	43	14950m KL	10.49 ug/L		
43)	cis-1,3-Dichloropropene	13.27	75	52905	9.61 ug/L		98
45)	Toluene	13.63	92	47446	10.78 ug/L		99
46)	trans-1,3-Dichloropropene	14.26	75	46941	9.83 ug/L	#	9
47)	Ethyl Methacrylate	12.58	69	9985m KL	11.68 ug/L		
48)	1,1,2-Trichloroethane	14.52	83	37362	10.68 ug/L	#	59
51)	2-Hexanone	15.52	43	14408	12.21 ug/L		95
52)	1,3-Dichloropropane	14.93	76	47712	10.83 ug/L		99
53)	Tetrachloroethene	14.21	166	84069	10.49 ug/L		99
54)	Dibromochloromethane	14.77	129	132783	9.23 ug/L		98
55)	1,2-Dibromoethane	15.13	107	61916	10.20 ug/L		99
56)	Chlorobenzene	15.96	112	86110	10.63 ug/L		97
57)	1,1,1,2-Tetrachloroethane	16.07	131	45282	9.82 ug/L		97
58)	Ethylbenzene	16.02	91	103656	11.01 ug/L		99
59)	m,p-Xylene	16.25	106	71460	20.82 ug/L		99
60)	o-Xylene	16.93	106	37638	10.71 ug/L		98
61)	Styrene	17.02	104	62669	10.25 ug/L		99
62)	Bromoform	17.05	173	103953	9.69 ug/L		98
63)	1,1,2,2-Tetrachloroethane	18.22	83	66417	11.43 ug/L		98
64)	1,2,3-Trichloropropane	18.43	75	33662	11.73 ug/L		98
65)	1,4-Dichloro-2-butene	19.09	75	748	5.93 ug/L	#	1
66)	1,3,5-Trimethylbenzene	18.44	105	86475	10.74 ug/L		98
67)	1,2,4-Trimethylbenzene	19.10	105	87089	10.51 ug/L		100
68)	1,3-Dichlorobenzene	19.67	146	70167	9.45 ug/L		99
69)	1,4-Dichlorobenzene	19.82	146	76341	9.96 ug/L		95
70)	1,2-Dichlorobenzene	20.55	146	73479	10.40 ug/L		98
71)	1,2-Dibromo-3-chloro-propa	21.97	75	8552	10.55 ug/L		87

(#) = qualifier out of range (m) = manual integration

Data File : D:\DATA\D5250.D
Acq On : 2 Apr 2001 6:50 pm
Sample : VSTD010
Misc : 5MLS
MS Integration Params: rteint.p
Quant Time: Apr 3 8:51 2001

Vial: 6
Operator: K.LOCKER
Inst : #13
Multiplr: 1.00

Quant Results File: D040260X.RES

Method : C:\HPCHEM\1\METHODS\D040260X.M (RTE Integrator)
Title : VOA 8260 Calibration
Last Update : Tue Apr 03 07:52:00 2001
Response via : Continuing Cal File: D:\DATA\D5246.D

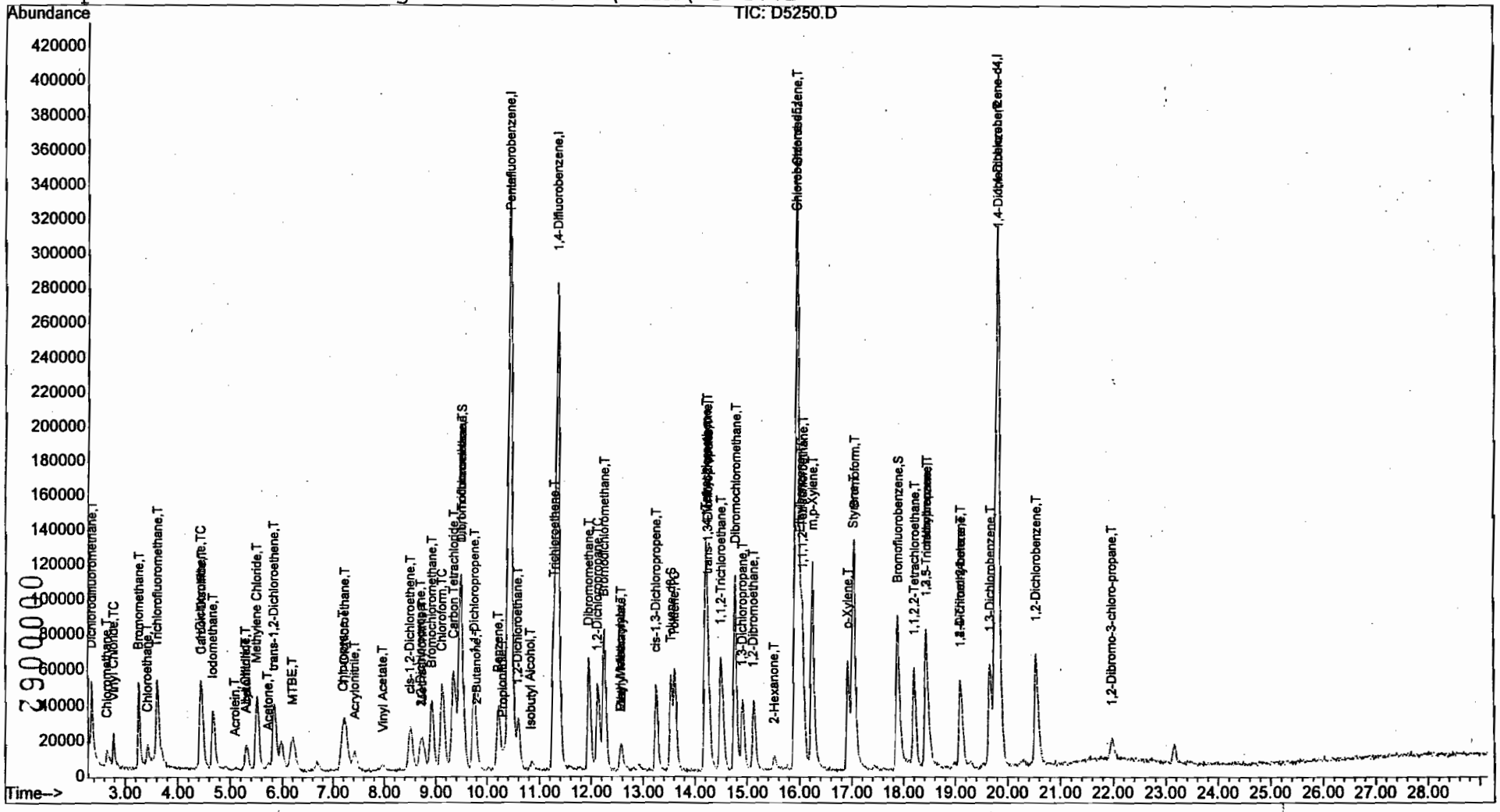

Continuing Calibration

Upstate Laboratories, Inc.

7A

VOLATILE CONTINUING CALIBRATION CHECK

Lab Name: UPSTATE LABS INC. Contract: ENVIRO. HYDRO

Lab Code: 10170 Case No.: 01 SAS No.: SDG No.: ENH02

Instrument ID: 13.0 Calibration Date: 4/18/01 Time: 11:05

Lab File ID: D5440.D Init. Calib. Date(s): 4/2/01 4/2/01

Heated Purge: (Y/N) N Init. Calib. Times: 16:08 18:50

GC Column: RTX-VMS ID: 0.53 (mm)

COMPOUND	$\overline{RRF}$	RRF10	MIN RRF	% D	MAX % D
Chloromethane	0.172	0.132		23.2	
Vinyl Chloride	0.201	0.147	0.100	26.7	25.0
Bromomethane	0.367	0.276	0.100	24.9	25.0
Chloroethane	0.107	0.088		17.9	
Trichlorofluoromethane	0.631	0.582		7.9	
Acetone	0.090	0.066		26.5	
1,1-Dichloroethene	0.295	0.247	0.100	16.2	25.0
Iodomethane	0.769	0.582		24.2	
Carbon Disulfide	0.364	0.310		15.0	
Methylene Chloride	0.337	0.250		25.7	
Acrylonitrile	0.040	0.031		20.8	
trans-1,2-Dichloroethene	0.310	0.263		15.0	
1,1-Dichloroethane	0.522	0.431	0.200	17.5	25.0
Vinyl Acetate	0.407	0.427		-4.8	
2-Butanone	0.115	0.089		22.9	
cis-1,2-Dichloroethene	0.248	0.203		18.1	
Chloroform	0.850	0.750	0.200	11.8	25.0
Bromochloromethane	0.237	0.193		18.7	
1,1,1-Trichloroethane	0.708	0.690	0.100	2.6	25.0
Carbon Tetrachloride	1.086	1.113	0.100	-2.5	25.0
Benzene	0.689	0.647	0.500	6.1	25.0
1,2-Dichloroethane	0.549	0.543	0.100	1.1	25.0
Trichloroethene	0.666	0.567	0.300	14.9	25.0
1,2-Dichloropropane	0.373	0.323		13.5	
Bromodichloromethane	1.140	1.182	0.200	-3.7	25.0
Dibromomethane	0.484	0.463		4.3	
4-Methyl-2-pentanone	0.164	0.158		4.0	
cis-1,3-Dichloropropene	0.529	0.525	0.200	0.9	25.0
Toluene	0.443	0.420	0.400	5.1	25.0
trans-1,3-Dichloropropene	0.468	0.422	0.100	10.0	25.0
1,1,2-Trichloroethane	0.353	0.300	0.100	15.0	25.0
2-Hexanone	0.189	0.154		18.7	
Tetrachloroethene	1.037	1.037	0.200	0.0	25.0
Dibromochloromethane	1.819	1.843	0.200	-1.3	25.0
1,2-Dibromoethane	0.792	0.730		7.8	
Chlorobenzene	1.070	0.988	0.500	7.6	25.0
1,1,1,2-Tetrachloroethane	0.595	0.583		2.1	
Ethylbenzene	1.256	1.184	0.100	5.7	25.0
m,p-Xylene	0.453	0.408	0.300	10.0	25.0

All other compounds must meet a minimum RRF of 0.010.

0000063

7A

VOLATILE CONTINUING CALIBRATION CHECK

Lab Name: UPSTATE LABS INC. Contract: ENVIRO. HYDRO

Lab Code: 10170 Case No.: 01 SAS No.: _____ SDG No.: ENH02

Instrument ID: 13.0 Calibration Date: 4/18/01 Time: 11:05

Lab File ID: D5440.D Init. Calib. Date(s): 4/2/01 4/2/01

Heated Purge: (Y/N) N Init. Calib. Times: 16:08 18:50

GC Column: RTX-VMS ID: 0.53 (mm)

COMPOUND	$\overline{RRF}$	RRF10	MIN RRF	% D	MAX % D
o-Xylene	0.466	0.426	0.300	8.6	25.0
Styrene	0.811	0.717	0.300	11.6	25.0
Bromoform	1.448	1.646	0.100	-13.7	25.0
1,1,2,2-Tetrachloroethane	0.676	0.747	0.500	-10.5	25.0
1,2,3-Trichloropropane	0.410	0.371		9.5	
1,4-Dichloro-2-butene	0.014	0.015		-3.6	
1,3-Dichlorobenzene	0.975	0.933		4.3	
1,4-Dichlorobenzene	1.013	0.967		4.6	
1,2-Dichlorobenzene	0.959	0.942		1.8	
1,2-Dibromo-3-chloro-propane	0.121	0.133		-9.7	
Dibromofluoromethane	0.963	0.996		-3.4	
Toluene-d8	0.742	0.787		-6.1	
Bromofluorobenzene	0.840	0.867		-3.2	

Ave %D = 10.87 %

All other compounds must meet a minimum RRF of 0.010.

Evaluate Continuing Calibration Report

Data File : D:\DATA\D5440.D
Acq On : 18 Apr 2001 11:05 am
Sample : CC
Misc : 5mls
MS Integration Params: rteint.p

Vial: 3
Operator: K.LOCKER
Inst : #13
Multiplr: 1.00

Method : C:\HPCHEM\1\METHODS\D040260X.M (RTE Integrator)
Title : VOA 8260 Calibration
Last Update : Tue Apr 10 16:07:31 2001
Response via : Multiple Level Calibration

Min. RRF : 0.050 Min. Rel. Area : 50% Max. R.T. Dev 0.50min
Max. RRF Dev : 30% Max. Rel. Area : 150%

		Compound	AvgRF	CCRF	%Dev	Area%	Dev(min)
1	I	Pentafluorobenzene	1.000	1.000	0.0	79	0.05
2	T	Dichlorodifluoromethane	0.476	0.375	21.2	66	0.03
3	T	Chloromethane	0.172	0.132	23.3	63	0.04
4	TC	Vinyl Chloride	0.201	0.147	26.9#	60	0.04
5	T	Bromomethane	0.367	0.276	24.8	68	0.05
6	T	Chloroethane	0.107	0.088	17.8	68	0.06
7	T	Trichlorofluoromethane	0.631	0.582	7.8	76	0.05
8	T	Acrolein	0.013	0.017#	-30.8#	108	0.06
9	T	Acetone	0.090	0.066	26.7	66	0.08
10	TC	1,1-Dichloroethene	0.295	0.247	16.3	66	0.06
11	T	Acetonitrile	0.019	0.015#	21.1	59	0.07
12	T	Iodomethane	0.769	0.582	24.3	56	0.07
13	T	Allyl Chloride	0.062	0.047#	24.2	61	0.06
14	T	Carbon Disulfide	0.364	0.310	14.8	67	0.06
15	T	Methylene Chloride	0.337	0.250	25.8	61	0.08
16	T	MTBE	0.478	0.417	12.8	73	0.07
17	T	Acrylonitrile	0.040	0.031#	22.5	68	0.11
18	T	trans-1,2-Dichloroethene	0.310	0.263	15.2	68	0.09
19	T	1,1-Dichloroethane	0.522	0.431	17.4	65	0.10
20	T	Vinyl Acetate	0.407	0.427	-4.9	77	0.08
21	T	Chloroprene	0.277	0.238	14.1	67	0.09
22	T	2-Butanone	0.115	0.089	22.6	59	0.08
23	T	Propionitrile	0.013	0.011#	15.4	78	0.07
24	T	2,2-Dichloropropane	0.313	0.310	1.0	75	0.09
25	T	cis-1,2-Dichloroethene	0.248	0.203	18.1	65	0.08
26	T	Methacrylonitrile	0.228	0.227	0.4	76	0.08
27	TC	Chloroform	0.850	0.750	11.8	70	0.06
28	T	Bromochloromethane	0.237	0.193	18.6	65	0.05
29	T	Isobutyl Alcohol	0.001	0.003#	-200.0#	620#	0.06
30	S	Dibromofluoromethane	0.963	0.996	-3.4	81	0.05
31	T	1,1,1-Trichloroethane	0.708	0.690	2.5	77	0.06
32	I	1,4-Difluorobenzene	1.000	1.000	0.0	73	0.05
33	T	1,1-Dichloropropene	0.509	0.421	17.3	60	0.06
34	T	Carbon Tetrachloride	1.086	1.113	-2.5	80	0.07
35	T	Benzene	0.689	0.647	6.1	69	0.05
36	T	1,2-Dichloroethane	0.549	0.543	1.1	74	0.06
37	T	Trichloroethene	0.666	0.566	15.0	70	0.05
38	TC	1,2-Dichloropropane	0.373	0.323	13.4	64	0.05
39	T	Methyl Methacrylate	0.158	0.130	17.7	69	0.05
40	T	Bromodichloromethane	1.140	1.182	-3.7	76	0.05

(#) = Out of Range

Evaluate Continuing Calibration Report

Data File : D:\DATA\D5440.D
Acq On : 18 Apr 2001 11:05 am
Sample : CC
Misc : 5mls
MS Integration Params: rteint.p

Vial: 3
Operator: K.LOCKER
Inst : #13
Multiplr: 1.00

Method : C:\HPCHEM\1\METHODS\D040260X.M (RTE Integrator)
Title : VOA 8260 Calibration
Last Update : Tue Apr 10 16:07:31 2001
Response via : Multiple Level Calibration

Min. RRF : 0.050 Min. Rel. Area : 50% Max. R.T. Dev 0.50min
Max. RRF Dev : 30% Max. Rel. Area : 150%

		Compound	AvgRF	CCRF	%Dev	Area%	Dev(min)
41	T	Dibromomethane	0.484	0.463	4.3	72	0.05
42	T	4-Methyl-2-pentanone	0.164	0.158	3.7	81	0.05
43	T	cis-1,3-Dichloropropene	0.529	0.525	0.8	70	0.04
44	S	Toluene-d8	0.742	0.787	-6.1	77	0.05
45	TC	Toluene	0.443	0.420	5.2	70	0.03
46	T	trans-1,3-Dichloropropene	0.468	0.422	9.8	65	0.04
47	T	Ethyl Methacrylate	0.095	0.080	15.8	68	0.06
48	T	1,1,2-Trichloroethane	0.353	0.300	15.0	63	0.05
49	S	Bromofluorobenzene	0.840	0.867	-3.2	78	0.06
50	I	Chlorobenzene-d5	1.000	1.000	0.0	70	0.05
51	T	2-Hexanone	0.189	0.154	18.5	70	0.06
52	T	1,3-Dichloropropane	0.601	0.646	-7.5	79	0.05
53	T	Tetrachloroethene	1.037	1.037	0.0	70	0.06
54	T	Dibromochloromethane	1.819	1.843	-1.3	69	0.05
55	T	1,2-Dibromoethane	0.792	0.730	7.8	65	0.06
56	T	Chlorobenzene	1.070	0.988	7.7	66	0.05
57	T	1,1,1,2-Tetrachloroethane	0.595	0.583	2.0	68	0.05
58	TC	Ethylbenzene	1.256	1.184	5.7	68	0.05
59	T	m,p-Xylene	0.453	0.408	9.9	64	0.05
60	T	o-Xylene	0.466	0.426	8.6	66	0.05
61	T	Styrene	0.811	0.717	11.6	63	0.05
62	T	Bromoform	1.448	1.646	-13.7	83	0.05
63	T	1,1,2,2-Tetrachloroethane	0.676	0.747	-10.5	70	0.05
64	T	1,2,3-Trichloropropane	0.410	0.371	9.5	70	0.05
65	T	1,4-Dichloro-2-butene	0.014	0.015#	-7.1	64	0.06
66	T	1,3,5-Trimethylbenzene	1.077	1.015	5.8	68	0.06
67	T	1,2,4-Trimethylbenzene	1.106	1.044	5.6	68	0.06
68	T	1,3-Dichlorobenzene	0.975	0.933	4.3	68	0.07
69	T	1,4-Dichlorobenzene	1.013	0.967	4.5	68	0.08
70	T	1,2-Dichlorobenzene	0.959	0.942	1.8	72	0.08
71	T	1,2-Dibromo-3-chloro-propan	0.121	0.133	-9.9	89	0.07
72	I	1,4-Dichlorobenzene-d4	1.000	1.000	0.0	74	0.07

Ave %. Dev. for Baseline = 10.87%

(#) = Out of Range SPCC's out = 0 CCC's out = 1

Quantitation Report (QT Reviewed)

Data File : D:\DATA\D5440.D
Acq On : 18 Apr 2001 11:05 am
Sample : CC
Misc : 5mls
MS Integration Params: rteint.p
Quant Time: Apr 27 15:35 2001

Vial: 3
Operator: K.LOCKER
Inst : #13
Multiplr: 1.00

Quant Results File: D040260X.RES

Quant Method : C:\HPCHEM\1\METHODS\D040260X.M (RTE Integrator)
Title : VOA 8260 Calibration
Last Update : Tue Apr 10 16:07:31 2001
Response via : Initial Calibration
DataAcq Meth : D041060X

Internal Standards	R.T.	QIon	Response	Conc	Units	Dev(Min)
1) Pentafluorobenzene	10.59	168	511310	50.00	ug/L	0.05
32) 1,4-Difluorobenzene	11.51	114	402838	50.00	ug/L	0.05
50) Chlorobenzene-d5	16.09	117	282465	50.00	ug/L	0.05
72) 1,4-Dichlorobenzene-d4	19.96	152	204439	50.00	ug/L	0.07
System Monitoring Compounds						
30) Dibromofluoromethane	9.66	113	509310	51.70	ug/L	0.05
Spiked Amount 50.000	Range 86 - 118		Recovery = 103.40%			
44) Toluene-d8	13.69	98	317002	53.04	ug/L	0.05
Spiked Amount 50.000	Range 88 - 110		Recovery = 106.08%			
49) Bromofluorobenzene	18.06	95	349155	51.61	ug/L	0.06
Spiked Amount 50.000	Range 86 - 115		Recovery = 103.22%			
Target Compounds						Qvalue
2) Dichlorodifluoromethane	2.41	85	191606	39.34	ug/L	100
3) Chloromethane	2.71	50	67631	38.41	ug/L	99
4) Vinyl Chloride	2.85	62	75193	36.65	ug/L	99
5) Bromomethane	3.34	94	140974	37.54	ug/L	100
6) Chloroethane	3.52	64	45064	41.07	ug/L	98
7) Trichlorofluoromethane	3.70	101	297335	46.04	ug/L	99
8) Acrolein	5.23	56	33934	256.07	ug/L	94
9) Acetone	5.88	43	33936	36.73	ug/L	98
10) 1,1-Dichloroethene	4.56	96	126485	41.90	ug/L	93
11) Acetonitrile	5.46	41	75167	384.74	ug/L	89
12) Iodomethane	4.81	142	297783	37.89	ug/L	91
13) Allyl Chloride	5.45	76	24102	38.15	ug/L	96
14) Carbon Disulfide	4.59	76	158346	42.49	ug/L	100
15) Methylene Chloride	5.67	84	127826	37.15	ug/L	98
16) MTBE	6.36	73	213276	43.67	ug/L	87
17) Acrylonitrile	7.63	53	64223	158.38	ug/L	98
18) trans-1,2-Dichloroethene	6.02	96	134658	42.51	ug/L	98
19) 1,1-Dichloroethane	7.45	63	220150	41.23	ug/L	98
20) Vinyl Acetate	8.16	43	218415	52.42	ug/L	100
21) Chloroprene	7.39	53	121912	43.02	ug/L	95
22) 2-Butanone	9.98	43	45373m	38.56	ug/L	
23) Propionitrile	10.47	54	54050	405.67	ug/L	90
24) 2,2-Dichloropropane	8.92	77	158700	49.64	ug/L	95
25) cis-1,2-Dichloroethene	8.69	96	103933	40.96	ug/L	97
26) Methacrylonitrile	8.91	41	115949	49.64	ug/L	100
27) Chloroform	9.30	83	383610	44.13	ug/L	100
28) Bromochloromethane	9.10	128	98587	40.67	ug/L	98
29) Isobutyl Alcohol	11.01	43	152239	29499.13	ug/L	93

(#) = qualifier out of range (m) = manual integration

Quantitation Report (QT Reviewed)

Data File : D:\DATA\D5440.D
Acq On : 18 Apr 2001 11:05 am
Sample : CC
Misc : 5mls
MS Integration Params: rteint.p
Quant Time: Apr 27 15:35 2001

Vial: 3
Operator: K.LOCKER
Inst : #13
Multiplr: 1.00
Quant Results File: D040260X.RES

Quant Method : C:\HPCHEM\1\METHODS\D040260X.M (RTE Integrator)
Title : VOA 8260 Calibration
Last Update : Tue Apr 10 16:07:31 2001
Response via : Initial Calibration
DataAcq Meth : D041060X

	Compound	R.T.	QIon	Response	Conc Unit		Qvalue
31)	1,1,1-Trichloroethane	9.67	97	352549	48.72 ug/L		99
33)	1,1-Dichloropropene	9.91	75	169673	41.40 ug/L		98
34)	Carbon Tetrachloride	9.53	117	448489	51.24 ug/L		91
35)	Benzene	10.37	78	260444	46.94 ug/L		100
36)	1,2-Dichloroethane	10.75	62	218857	49.46 ug/L		96
37)	Trichloroethene	11.43	95	228202	42.53 ug/L		99
38)	1,2-Dichloropropane	12.28	63	129973	43.28 ug/L		99
39)	Methyl Methacrylate	12.72	41	52400	41.22 ug/L		99
40)	Bromodichloromethane	12.40	83	476197	51.86 ug/L		99
41)	Dibromomethane	12.12	93	186519	47.85 ug/L		98
42)	4-Methyl-2-pentanone	14.38	43	63519m	48.00 ug/L		
43)	cis-1,3-Dichloropropene	13.39	75	211299	49.58 ug/L		100
45)	Toluene	13.76	92	169278	47.47 ug/L		98
46)	trans-1,3-Dichloropropene	14.41	75	169818	45.00 ug/L		100
47)	Ethyl Methacrylate	12.73	69	32051	41.87 ug/L		98
48)	1,1,2-Trichloroethane	14.65	83	120692	42.49 ug/L		96
51)	2-Hexanone	15.67	43	43383	40.64 ug/L		97
52)	1,3-Dichloropropane	15.08	76	182500	53.79 ug/L		99
53)	Tetrachloroethene	14.37	166	292867	50.00 ug/L		98
54)	Dibromochloromethane	14.93	129	520445	50.64 ug/L		100
55)	1,2-Dibromoethane	15.29	107	206268	46.10 ug/L		99
56)	Chlorobenzene	16.12	112	279083	46.18 ug/L		100
57)	1,1,1,2-Tetrachloroethane	16.23	131	164580	48.95 ug/L		98
58)	Ethylbenzene	16.17	91	334453	47.13 ug/L		100
59)	m,p-Xylene	16.40	106	230383	90.02 ug/L		95
60)	o-Xylene	17.08	106	120238	45.69 ug/L		94
61)	Styrene	17.16	104	202550	44.19 ug/L		96
62)	Bromoform	17.20	173	465030	56.84 ug/L		99
63)	1,1,2,2-Tetrachloroethane	18.37	83	210903	55.25 ug/L		98
64)	1,2,3-Trichloropropane	18.60	75	104790	45.25 ug/L		98
65)	1,4-Dichloro-2-butene	19.25	75	4219	51.90 ug/L	#	76
66)	1,3,5-Trimethylbenzene	18.60	105	286575	47.08 ug/L		99
67)	1,2,4-Trimethylbenzene	19.26	105	295008	47.23 ug/L		99
68)	1,3-Dichlorobenzene	19.83	146	263446	47.85 ug/L		98
69)	1,4-Dichlorobenzene	19.99	146	273028	47.70 ug/L		99
70)	1,2-Dichlorobenzene	20.72	146	265978	49.10 ug/L		99
71)	1,2-Dibromo-3-chloro-propa	22.15	75	37581	54.85 ug/L		100

(#) = qualifier out of range (m) = manual integration

Data File : D:\DATA\D5440.D
Acq On : 18 Apr 2001 11:05 am
Sample : CC
Misc : 5mls
MS Integration Params: rteint.p
Quant Time: Apr 27 15:35 2001

Vial: 3
Operator: K.LOCKER
Inst : #13
Multiplr: 1.00

Quant Results File: D040260X.RES

Method : C:\HPCHEM\1\METHODS\D040260X.M (RTE Integrator)
Title : VOA 8260 Calibration
Last Update : Tue Apr 10 16:07:31 2001
Response via : Initial Calibration

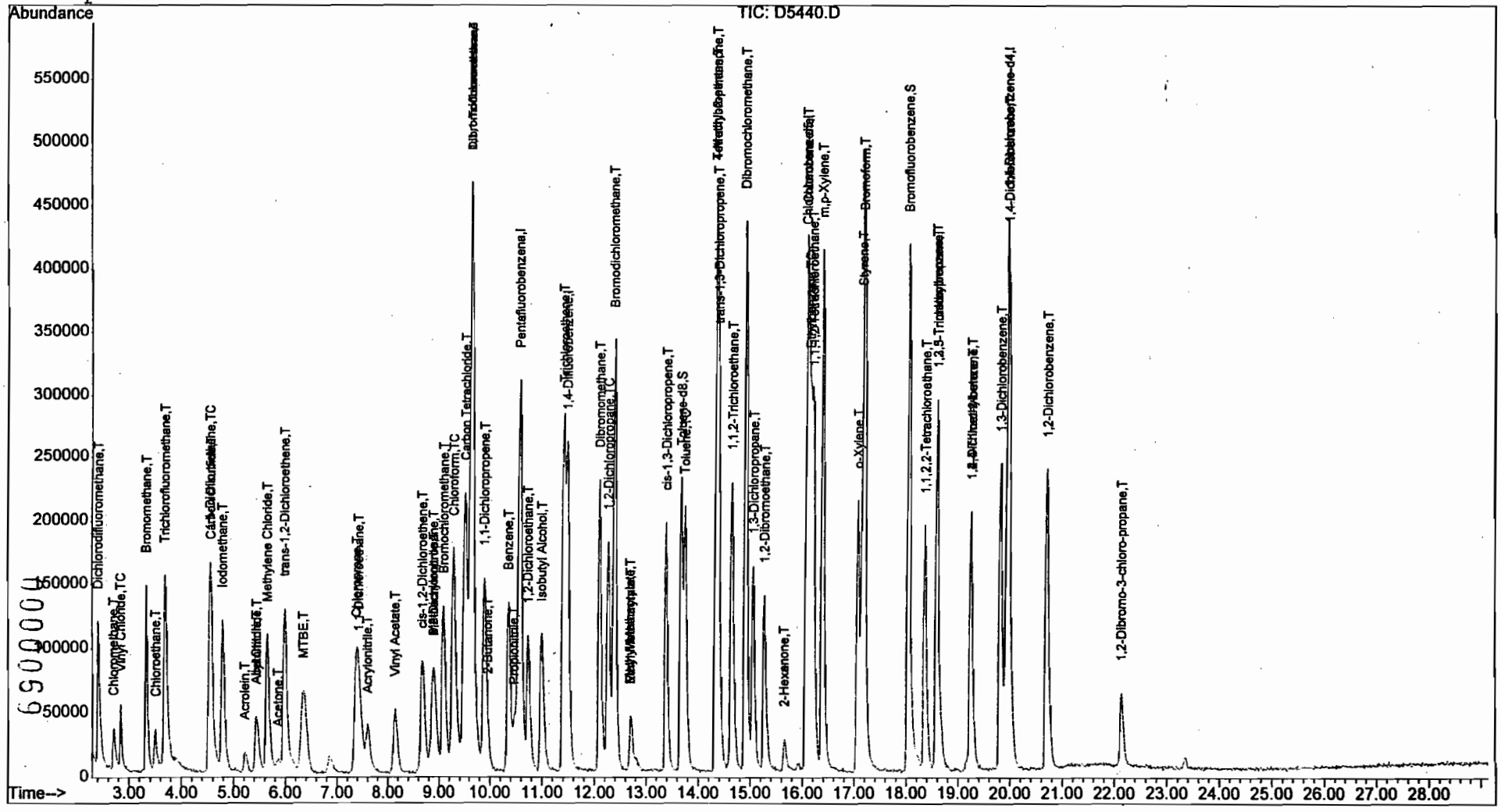

Raw Quality Control Data

Upstate Laboratories, Inc.

BFB

Data File : D:\DATA\D5245.D
Acq On : 2 Apr 2001 3:30 pm
Sample : BFB
Misc : 5MLS
MS Integration Params: rteint.p
Method : C:\HPCHEM\1\METHODS\D8021X.M (RTE Integrator)
Title : VOA 8260 Calibration

Vial: 1
Operator: K.LOCKER
Inst : #13
Multiplr: 1.00

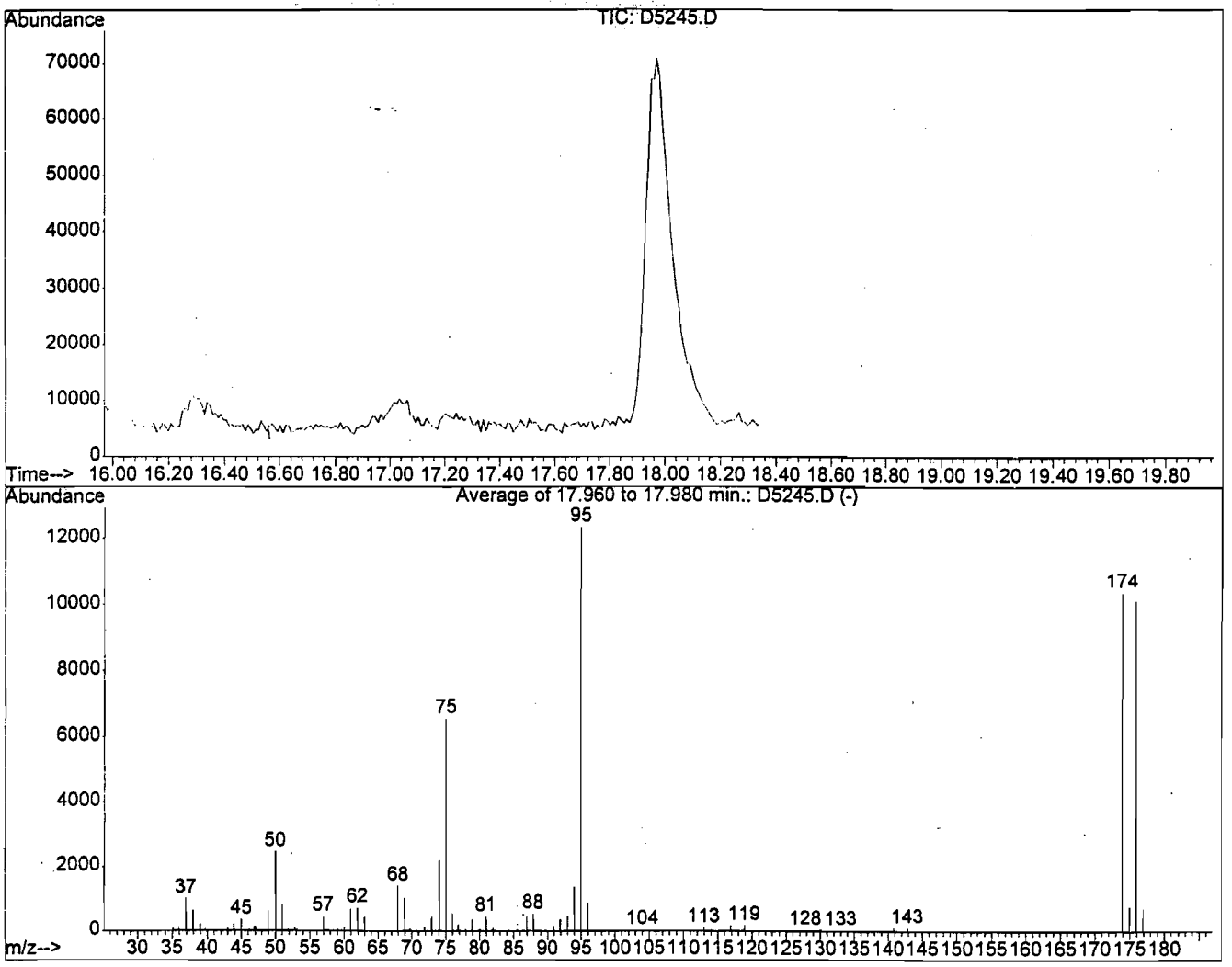

AutoFind: Scans 1593, 1594, 1595; Background Corrected with Scan 1582

Target Mass	Rel. to Mass	Lower Limit%	Upper Limit%	Rel. Abn%	Raw Abn	Result Pass/Fail
50	95	15	40	19.8	2441	PASS
75	95	30	60	53.1	6542	PASS
95	95	100	100	100.0	12328	PASS
96	95	5	9	7.1	879	PASS
173	174	0.00	2	0.0	0	PASS
174	95	50	100	84.2	10378	PASS
175	174	5	9	7.7	794	PASS
176	174	95	101	97.6	10128	PASS
177	176	5	9	7.1	716	PASS

Data File : D:\DATA\D5439.D
Acq On : 18 Apr 2001 10:26 am
Sample : BFB
Misc : 5mls
MS Integration Params: rteint.p
Method : C:\HPCHEM\1\METHODS\D041060X.M (RTE Integrator)
Title : VOA 8260 Calibration

Vial: 2
Operator: K.LOCKER
Inst : #13
Multiplr: 1.00

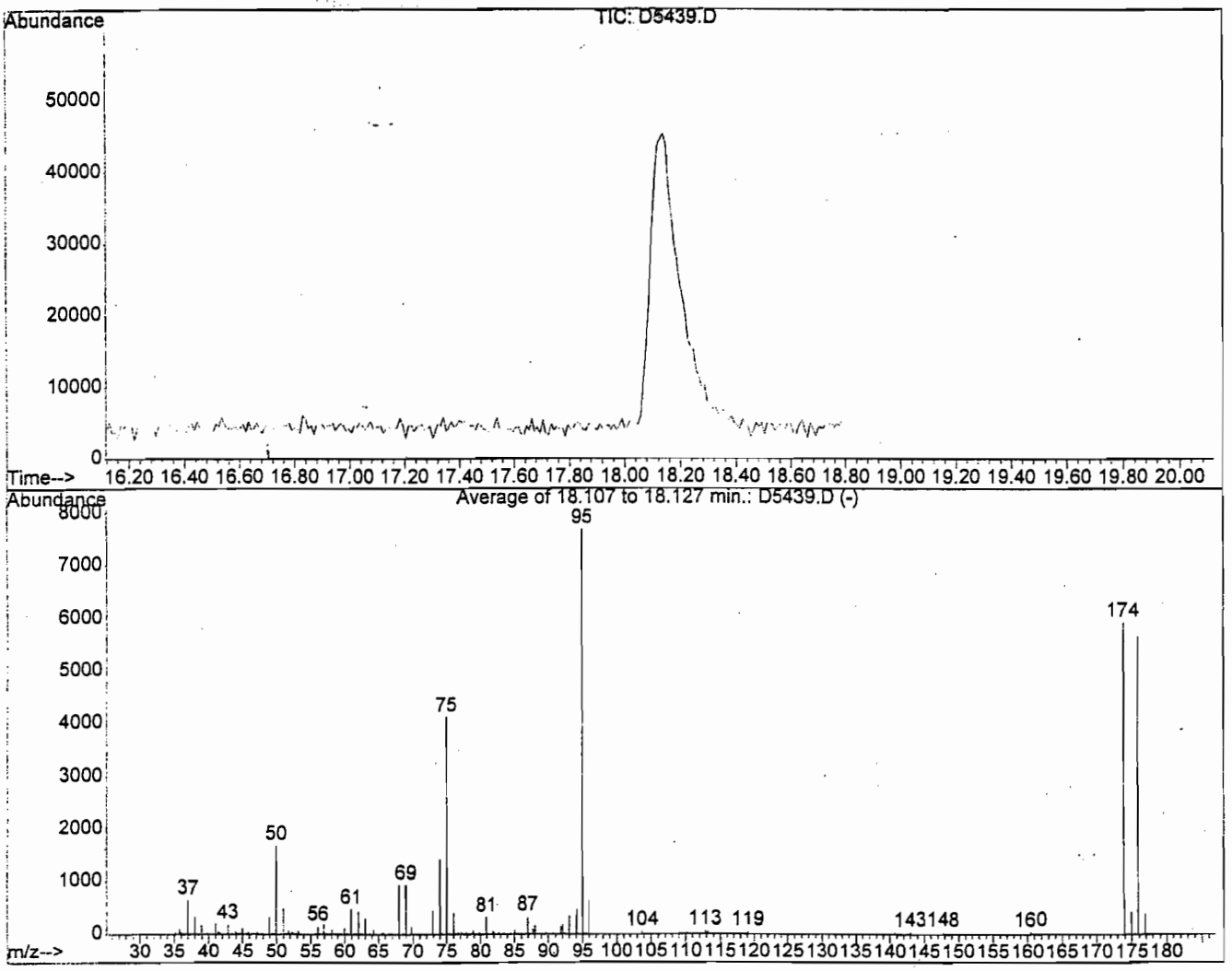

AutoFind: Scans 1608, 1609, 1610; Background Corrected with Scan 1599

Target Mass	Rel. to Mass	Lower Limit%	Upper Limit%	Rel. Abn%	Raw Abn	Result Pass/Fail
50	95	15	40	22.0	1694	PASS
75	95	30	60	53.6	4126	PASS
95	95	100	100	100.0	7691	PASS
96	95	5	9	8.1	623	PASS
173	174	0.00	2	0.0	0	PASS
174	95	50	100	77.1	5929	PASS
175	174	5	9	7.3	432	PASS
176	174	95	101	95.5	5665	PASS
177	176	5	9	6.8	385	PASS

1A

EPA SAMPLE NO.

VOLATILE ORGANICS ANALYSIS DATA SHEET

VBLK

Lab Name: UPSTATE LABS INC. Contract: ENVIRO. H

Lab Code: 10170 Case No.: 01 SAS No.: SDG No.: ENH02

Matrix: (soil/water) WATER Lab Sample ID: METHOD BLANK

Sample wt/vol: 5.0 (g/ml) ML Lab File ID: D5441.D

Level: (low/med) LOW Date Received: 4/13/01

% Moisture: not dec. Date Analyzed: 4/18/01

GC Column: RTX-VM ID: 0.53 (mm) Dilution Factor: 1.0

Soil Extract Volume: (uL) Soil Aliquot Volume: (uL)

CONCENTRATION UNITS:

CAS NO.	COMPOUND	(ug/L or ug/Kg) UG/L	Q
74-87-3	Chloromethane	5	U
75-1-4	Vinyl Chloride	5	U
74-83-9	Bromomethane	5	U
75-00-3	Chloroethane	5	U
75-69-4	Trichlorofluoromethane	5	U
67-64-1	Acetone	10	U
75-35-4	1,1-Dichloroethene	5	U
74-88-4	Iodomethane	5	U
75-15-0	Carbon Disulfide	5	U
75-09-2	Methylene Chloride	5	U
107-13-1	Acrylonitrile	100	U
156-60-5	trans-1,2-Dichloroethene	5	U
75-34-33	1,1-Dichloroethane	5	U
108-5-4	Vinyl Acetate	50	U
78-93-3	2-Butanone	10	U
156-59-2	cis-1,2-Dichloroethene	5	U
67-66-3	Chloroform	5	U
74-97-5	Bromochloromethane	5	U
71-55-6	1,1,1-Trichloroethane	5	U
56-23-5	Carbon Tetrachloride	5	U
71-43-2	Benzene	5	U
107-06-2	1,2-Dichloroethane	5	U
97-01-6	Trichloroethene	5	U
78-87-5	1,2-Dichloropropane	5	U
75-27-4	Bromodichloromethane	5	U
74-95-3	Dibromomethane	5	U
108-10-1	4-Methyl-2-pentanone	10	U
10061-1-5	cis-1,3-Dichloropropene	5	U
108-88-3	Toluene	5	U
10061-2-6	trans-1,3-Dichloropropene	5	U
79-00-5	1,1,2-Trichloroethane	5	U
591-78-6	2-Hexanone	10	U
127-18-4	Tetrachloroethene	5	U
124-48-1	Dibromochloromethane	5	U
106-93-4	1,2-Dibromoethane	5	U
108-90-7	Chlorobenzene	5	U
630-20-6	1,1,1,2-Tetrachloroethane	5	U
100-41-4	Ethylbenzene	5	U
108-38-3	m,p-Xylene	5	U

1A

EPA SAMPLE NO.

VOLATILE ORGANICS ANALYSIS DATA SHEET

VBLK

Lab Name: UPSTATE LABS INC. Contract: ENVIRO. H

Lab Code: 10170 Case No.: 01 SAS No.: SDG No.: ENH02

Matrix: (soil/water) WATER Lab Sample ID: METHOD BLANK

Sample wt/vol: 5.0 (g/ml) ML Lab File ID: D5441.D

Level: (low/med) LOW Date Received: 4/13/01

% Moisture: not dec. Date Analyzed: 4/18/01

GC Column: RTX-VM ID: 0.53 (mm) Dilution Factor: 1.0

Soil Extract Volume: (uL) Soil Aliquot Volume: (uL)

CONCENTRATION UNITS:

CAS NO.	COMPOUND	(ug/L or ug/Kg) UG/L	Q
95-47-6	o-Xylene	5	U
100-42-5	Styrene	5	U
75-25-2	Bromoform	5	U
79-34-5	1,1,2,2-Tetrachloroethane	5	U
96-18-4	1,2,3-Trichloropropane	5	U
110-57-6	1,4-Dichloro-2-butene	10	U
541-73-1	1,3-Dichlorobenzene	5	U
106-46-7	1,4-Dichlorobenzene	5	U
95-50-1	1,2-Dichlorobenzene	5	U
96-12-8	1,2-Dibromo-3-chloro-propane	10	U

1E

VOLATILE ORGANICS ANALYSIS DATA SHEET
TENTATIVELY IDENTIFIED COMPOUNDS

EPA SAMPLE NO.

VBLK

Lab Name: UPSTATE LABS INC. Contract: ENVIRO. H

Lab Code: 10170 Case No.: 01 SAS No.: _____ SDG No.: ENH02

Matrix: (soil/water) WATER Lab Sample ID: METHOD BLANK

Sample wt/vol: 5.0 (g/ml) ML Lab File ID: D5441.D

Level: (low/med) LOW Date Received: 4/13/01

% Moisture: not dec. _____ Date Analyzed: 4/18/01

GC Column: RTX-VM ID: 0.53 (mm) Dilution Factor: 1.0

Soil Extract Volume: _____ (uL) Soil Aliquot Volume: _____ (uL)

CONCENTRATION UNITS:
(ug/L or ug/Kg) UG/L

Number TICs found: 0

CAS NO.	COMPOUND NAME	RT	EST. CONC.	Q

Quantitation Report (QT Reviewed)

Data File : D:\DATA\D5441.D Vial: 4
Acq On : 18 Apr 2001 11:52 am Operator: K.LOCKER
Sample : MB Inst : #13
Misc : 5mls Multiplr: 1.00
MS Integration Params: rteint.p
Quant Time: Apr 27 15:54 2001 Quant Results File: D040260X.RES

Quant Method : C:\HPCHEM\1\METHODS\D040260X.M (RTE Integrator)
Title : VOA 8260 Calibration
Last Update : Fri Apr 27 15:41:25 2001
Response via : Continuing Cal File: D:\DATA\D5440.D
DataAcq Meth : D041060X

Internal Standards	R.T.	QIon	Response	Conc	Units	Dev(Min)
1) Pentafluorobenzene	10.59	168	494126	50.00	ug/L	0.00
32) 1,4-Difluorobenzene	11.50	114	374647	50.00	ug/L	0.00
50) Chlorobenzene-d5	16.09	117	266655	50.00	ug/L	0.00
72) 1,4-Dichlorobenzene-d4	19.98	152	157436	50.00	ug/L	0.02
System Monitoring Compounds						
30) Dibromofluoromethane	9.65	113	517627	52.58	ug/L	0.00
Spiked Amount 50.000	Range 86 - 118		Recovery = 105.16%			
44) Toluene-d8	13.68	98	295657	50.14	ug/L	0.00
Spiked Amount 50.000	Range 88 - 110		Recovery = 100.28%			
49) Bromofluorobenzene	18.06	95	325537	50.13	ug/L	0.00
Spiked Amount 50.000	Range 86 - 115		Recovery = 100.26%			

Target Compounds Qvalue

(#) = qualifier out of range (m) = manual integration

Data File : D:\DATA\D5441.D
Acq On : 18 Apr 2001 11:52 am
Sample : MB
Misc : 5mls
MS Integration Params: rteint.p
Quant Time: Apr 27 15:54 2001

Vial: 4
Operator: K.LOCKER
Inst : #13
Multiplr: 1.00

Quant Results File: D040260X.RES

Method : C:\HPCHEM\1\METHODS\D040260X.M (RTE Integrator)
Title : VOA 8260 Calibration
Last Update : Fri Apr 27 15:41:25 2001
Response via : Continuing Cal File: D:\DATA\D5440.D

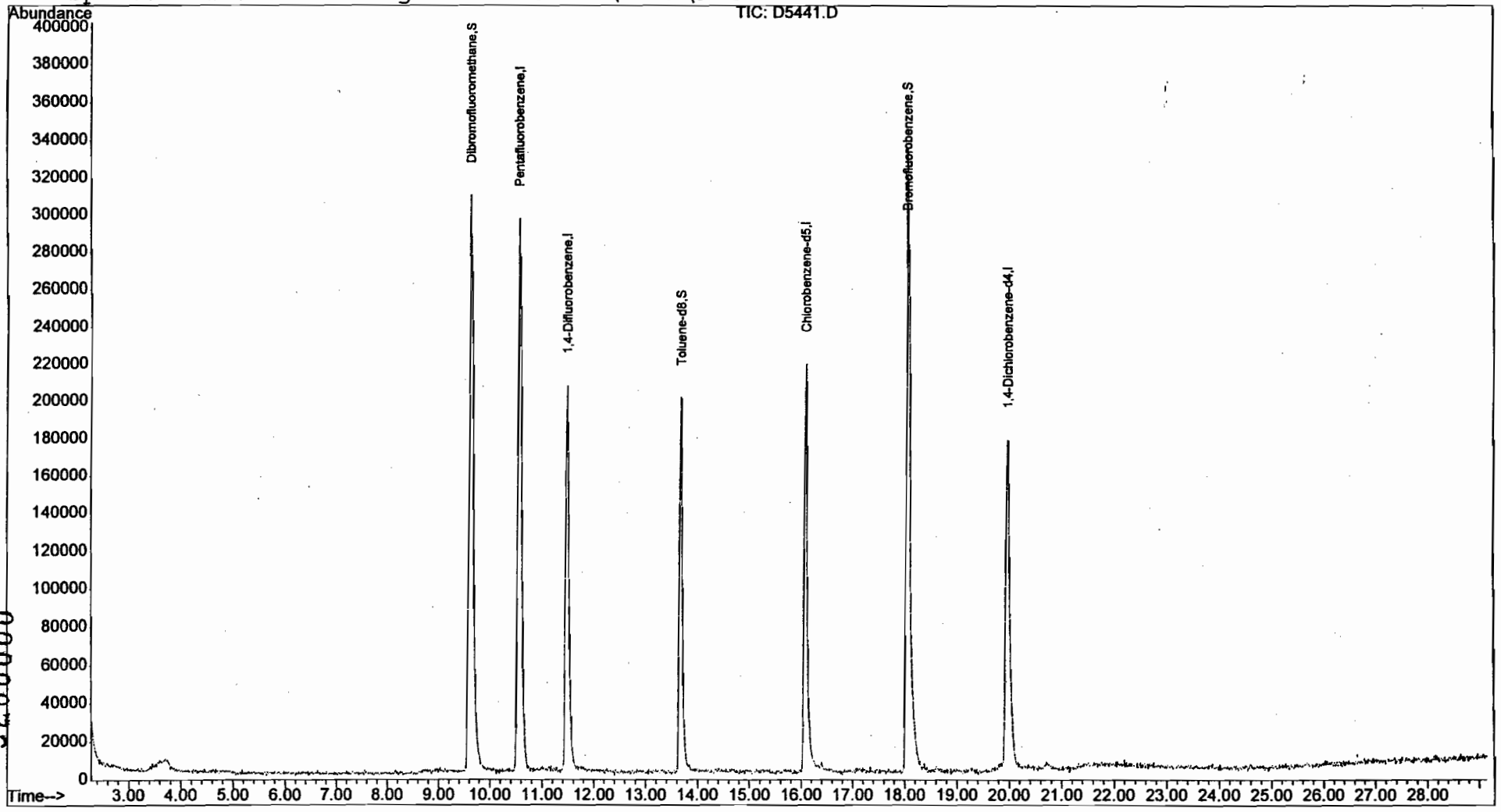

9200000

LSC Report - Integrated Chromatogram

File : D:\DATA\D5441.D
Operator : K.LOCKER
Acquired : 18 Apr 2001 11:52 am using AcqMethod D041060X
Instrument : #13
Sample Name: MB
Misc Info : 5mls
Vial Number: 4
Quant File :D040260X.RES (RTE Integrator)

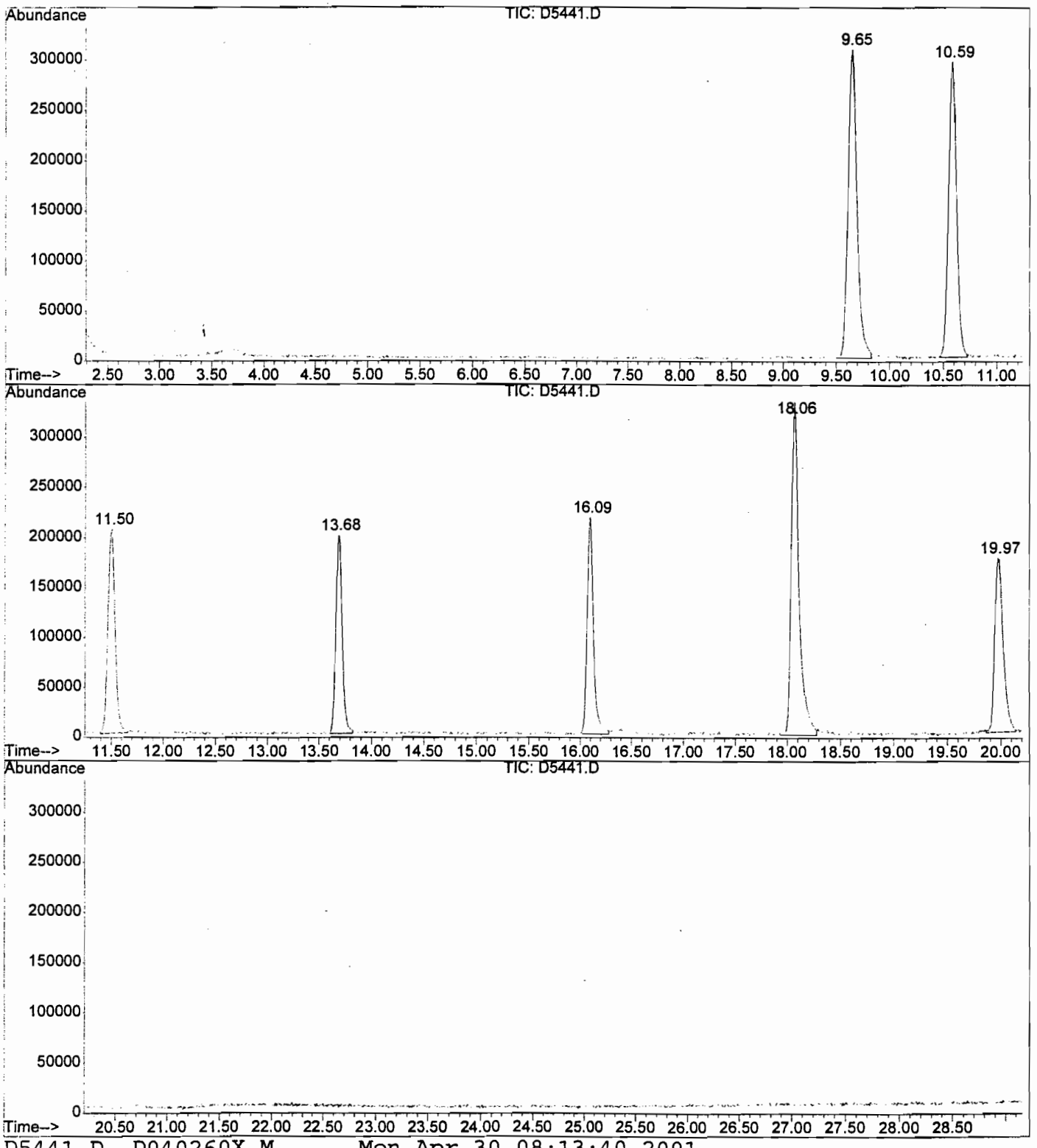

D5441.D D040260X.M Mon Apr 30 08:13:40 2001

1A

EPA SAMPLE NO.

VOLATILE ORGANICS ANALYSIS DATA SHEET

VMBS

Lab Name: UPSTATE LABS INC. Contract: ENVIRO. H

Lab Code: 10170 Case No.: 01 SAS No.: SDG No.: ENH02

Matrix: (soil/water) WATER Lab Sample ID: BLANK SPIKE

Sample wt/vol: 5.0 (g/ml) ML Lab File ID: D5442.D

Level: (low/med) LOW Date Received: 4/13/01

% Moisture: not dec. Date Analyzed: 4/18/01

GC Column: RTX-VM ID: 0.53 (mm) Dilution Factor: 1.0

Soil Extract Volume: (uL) Soil Aliquot Volume: (uL)

CAS NO.	COMPOUND	CONCENTRATION UNITS: (ug/L or ug/Kg) UG/L	Q
74-87-3	Chloromethane	59	
75-1-4	Vinyl Chloride	58	
74-83-9	Bromomethane	58	
75-00-3	Chloroethane	48	
75-69-4	Trichlorofluoromethane	46	
67-64-1	Acetone	31	
75-35-4	1,1-Dichloroethene	41	
74-88-4	Iodomethane	84	
75-15-0	Carbon Disulfide	88	
75-09-2	Methylene Chloride	46	
107-13-1	Acrylonitrile	170	
156-60-5	trans-1,2-Dichloroethene	44	
75-34-33	1,1-Dichloroethane	45	
108-5-4	Vinyl Acetate	24	J
78-93-3	2-Butanone	32	
156-59-2	cis-1,2-Dichloroethene	63	
67-66-3	Chloroform	45	
74-97-5	Bromochloromethane	67	
71-55-6	1,1,1-Trichloroethane	44	
56-23-5	Carbon Tetrachloride	41	
71-43-2	Benzene	47	
107-06-2	1,2-Dichloroethane	48	
97-01-6	Trichloroethene	50	
78-87-5	1,2-Dichloropropane	47	
75-27-4	Bromodichloromethane	47	
74-95-3	Dibromomethane	76	
108-10-1	4-Methyl-2-pentanone	61	
10061-1-5	cis-1,3-Dichloropropene	47	
108-88-3	Toluene	48	
10061-2-6	trans-1,3-Dichloropropene	53	
79-00-5	1,1,2-Trichloroethane	56	
591-78-6	2-Hexanone	51	
127-18-4	Tetrachloroethene	56	
124-48-1	Dibromochloromethane	51	
106-93-4	1,2-Dibromoethane	82	
108-90-7	Chlorobenzene	48	
630-20-6	1,1,1,2-Tetrachloroethane	75	
100-41-4	Ethylbenzene	49	
108-38-3	m,p-Xylene	100	

0000078

1A

EPA SAMPLE NO.

VOLATILE ORGANICS ANALYSIS DATA SHEET

VMBS

Lab Name: UPSTATE LABS INC. Contract: ENVIRO. H

Lab Code: 10170 Case No.: 01 SAS No.: SDG No.: ENH02

Matrix: (soil/water) WATER Lab Sample ID: BLANK SPIKE

Sample wt/vol: 5.0 (g/ml) ML Lab File ID: D5442.D

Level: (low/med) LOW Date Received: 4/13/01

% Moisture: not dec. Date Analyzed: 4/18/01

GC Column: RTX-VM ID: 0.53 (mm) Dilution Factor: 1.0

Soil Extract Volume: (uL) Soil Aliquot Volume: (uL)

CAS NO.	COMPOUND	CONCENTRATION UNITS: (ug/L or ug/Kg) UG/L	Q
95-47-6	o-Xylene	49	
100-42-5	Styrene	50	
75-25-2	Bromoform	53	
79-34-5	1,1,2,2-Tetrachloroethane	56	
96-18-4	1,2,3-Trichloropropane	93	
110-57-6	1,4-Dichloro-2-butene	67	
541-73-1	1,3-Dichlorobenzene	58	
106-46-7	1,4-Dichlorobenzene	58	
95-50-1	1,2-Dichlorobenzene	59	
96-12-8	1,2-Dibromo-3-chloro-propane	100	

Quantitation Report (Not Reviewed)

Data File : D:\DATA\D5442.D
Acq On : 18 Apr 2001 12:28 pm
Sample : RS
Misc : 5mls
MS Integration Params: rteint.p
Quant Time: Apr 27 15:43 2001

Vial: 5
Operator: K.LOCKER
Inst : #13
Multiplr: 1.00
Quant Results File: D040260X.RES

Quant Method : C:\HPCHEM\1\METHODS\D040260X.M (RTE Integrator)
Title : VOA 8260 Calibration
Last Update : Fri Apr 27 15:41:25 2001
Response via : Continuing Cal File: D:\DATA\D5440.D
DataAcq Meth : D041060X

Internal Standards	R.T.	QIon	Response	Conc	Units		Dev(Min)
1) Pentafluorobenzene	10.60	168	490361	50.00	ug/L		0.00
32) 1,4-Difluorobenzene	11.51	114	366996	50.00	ug/L		0.00
50) Chlorobenzene-d5	16.10	117	271200	50.00	ug/L		0.00
72) 1,4-Dichlorobenzene-d4	19.95	152	219444	50.00	ug/L		0.00
System Monitoring Compounds							
30) Dibromofluoromethane	9.67	113	466926	47.80	ug/L		0.00
Spiked Amount 50.000	Range 86 - 118		Recovery = 95.60%				
44) Toluene-d8	13.70	98	282546	48.92	ug/L		0.00
Spiked Amount 50.000	Range 88 - 110		Recovery = 97.84%				
49) Bromofluorobenzene	18.05	95	343153	53.94	ug/L		0.00
Spiked Amount 50.000	Range 86 - 115		Recovery = 107.88%				
Target Compounds							Qvalue
2) Dichlorodifluoromethane	2.42	85	210625	57.31	ug/L		99
3) Chloromethane	2.73	50	76897	59.28	ug/L		100
4) Vinyl Chloride	2.87	62	83616	57.98	ug/L		99
5) Bromomethane	3.35	94	156741	57.97	ug/L		100
6) Chloroethane	3.53	64	41620	48.15	ug/L		98
7) Trichlorofluoromethane	3.72	101	262414	46.01	ug/L		100
8) Acrolein	5.25	56	6962	42.79	ug/L		90
9) Acetone	5.89	43	19895	30.56	ug/L		93
10) 1,1-Dichloroethene	4.58	96	100055	41.24	ug/L		98
11) Acetonitrile	5.47	41	117282	813.47	ug/L		90
12) Iodomethane	4.81	142	477814	83.66	ug/L		93
13) Allyl Chloride	5.47	76	38577	83.45	ug/L		93
14) Carbon Disulfide	4.60	76	265846	87.53	ug/L		100
15) Methylene Chloride	5.68	84	111757	45.58	ug/L		96
16) MTBE	6.38	73	214736	52.49	ug/L		97
17) Acrylonitrile	7.62	53	53344	173.22	ug/L		97
18) trans-1,2-Dichloroethene	6.02	96	113930	44.11	ug/L		96
19) 1,1-Dichloroethane	7.46	63	190293	45.07	ug/L		98
20) Vinyl Acetate	8.16	43	99834	23.83	ug/L		100
21) Chloroprene	7.62	53	43450	18.58	ug/L	#	31
22) 2-Butanone	9.97	43	27497	31.60	ug/L	#	55
23) Propionitrile	10.48	54	58102	560.45	ug/L	#	1
24) 2,2-Dichloropropane	8.92	77	201334	66.14	ug/L		98
25) cis-1,2-Dichloroethene	8.69	96	126008	63.21	ug/L		99
26) Methacrylonitrile	8.92	41	145916	65.61	ug/L		99
27) Chloroform	9.31	83	330064	44.86	ug/L		100
28) Bromochloromethane	9.11	128	127199	67.27	ug/L		94
29) Isobutyl Alcohol	11.02	43	52435	1795.70	ug/L		98

(#) = qualifier out of range (m) = manual integration

Quantitation Report (Not Reviewed)

Data File : D:\DATA\D5442.D
Acq On : 18 Apr 2001 12:28 pm
Sample : RS
Misc : 5mls
MS Integration Params: rteint.p
Quant Time: Apr 27 15:43 2001

Vial: 5
Operator: K.LOCKER
Inst : #13
Multiplr: 1.00
Quant Results File: D040260X.RES

Quant Method : C:\HPCHEM\1\METHODS\D040260X.M (RTE Integrator)
Title : VOA 8260 Calibration
Last Update : Fri Apr 27 15:41:25 2001
Response via : Continuing Cal File: D:\DATA\D5440.D
DataAcq Meth : D041060X

	Compound	R.T.	QIon	Response	Conc	Unit		Qvalue
31)	1,1,1-Trichloroethane	9.67	97	300076	44.38	ug/L		98
33)	1,1-Dichloropropene	9.91	75	167656	54.23	ug/L		100
34)	Carbon Tetrachloride	9.53	117	331655	40.59	ug/L		89
35)	Benzene	10.37	78	223255	47.05	ug/L		100
36)	1,2-Dichloroethane	10.76	62	190844	47.86	ug/L		98
37)	Trichloroethene	11.44	95	207930	50.01	ug/L		97
38)	1,2-Dichloropropane	12.28	63	110783	46.78	ug/L		98
39)	Methyl Methacrylate	12.73	41	74940	78.49	ug/L		92
40)	Bromodichloromethane	12.41	83	407098	46.92	ug/L		99
41)	Dibromomethane	12.12	93	256931	75.60	ug/L		92
42)	4-Methyl-2-pentanone	14.38	43	70665	61.06	ug/L		98
43)	cis-1,3-Dichloropropene	13.40	75	179992	46.75	ug/L		99
45)	Toluene	13.77	92	149463	48.46	ug/L		99
46)	trans-1,3-Dichloropropene	14.42	75	164678	53.22	ug/L		99
47)	Ethyl Methacrylate	12.73	69	50965	87.27	ug/L		90
48)	1,1,2-Trichloroethane	14.66	83	122108	55.53	ug/L		99
51)	2-Hexanone	15.67	43	42845	51.43	ug/L		96
52)	1,3-Dichloropropane	15.08	76	167784	47.88	ug/L		99
53)	Tetrachloroethene	14.37	166	313671	55.78	ug/L		99
54)	Dibromochloromethane	14.93	129	511467	51.18	ug/L		98
55)	1,2-Dibromoethane	15.29	107	323151	81.59	ug/L		100
56)	Chlorobenzene	16.12	112	254934	47.57	ug/L		98
57)	1,1,1,2-Tetrachloroethane	16.23	131	237267	75.08	ug/L		97
58)	Ethylbenzene	16.17	91	313090	48.75	ug/L		99
59)	m,p-Xylene	16.40	106	222890	100.77	ug/L		99
60)	o-Xylene	17.08	106	113749	49.27	ug/L		97
61)	Styrene	17.17	104	194009	49.88	ug/L		98
62)	Bromoform	17.21	173	470365	52.67	ug/L		98
63)	1,1,2,2-Tetrachloroethane	18.37	83	227230	56.11	ug/L		99
64)	1,2,3-Trichloropropane	18.61	75	187374	93.12	ug/L		77
65)	1,4-Dichloro-2-butene	19.25	75	5456	67.35	ug/L	#	53
66)	1,3,5-Trimethylbenzene	18.60	105	287171	52.19	ug/L		100
67)	1,2,4-Trimethylbenzene	19.26	105	303425	53.56	ug/L		100
68)	1,3-Dichlorobenzene	19.82	146	291088	57.54	ug/L		99
69)	1,4-Dichlorobenzene	19.97	146	303670	57.92	ug/L		99
70)	1,2-Dichlorobenzene	20.71	146	300379	58.81	ug/L		99
71)	1,2-Dibromo-3-chloro-propa	22.13	75	74293	102.95	ug/L		99

(#) = qualifier out of range (m) = manual integration

Data File : D:\DATA\D5442.D
Acq On : 18 Apr 2001 12:28 pm
Sample : RS
Misc : 5mls
MS Integration Params: rteint.p
Quant Time: Apr 27 15:43 2001

Vial: 5
Operator: K.LOCKER
Inst : #13
Multiplr: 1.00

Quant Results File: D040260X.RES

Method : C:\HPCHEM\1\METHODS\D040260X.M (RTE Integrator)
Title : VOA 8260 Calibration
Last Update : Fri Apr 27 15:41:25 2001
Response via : Continuing Cal File: D:\DATA\D5440.D

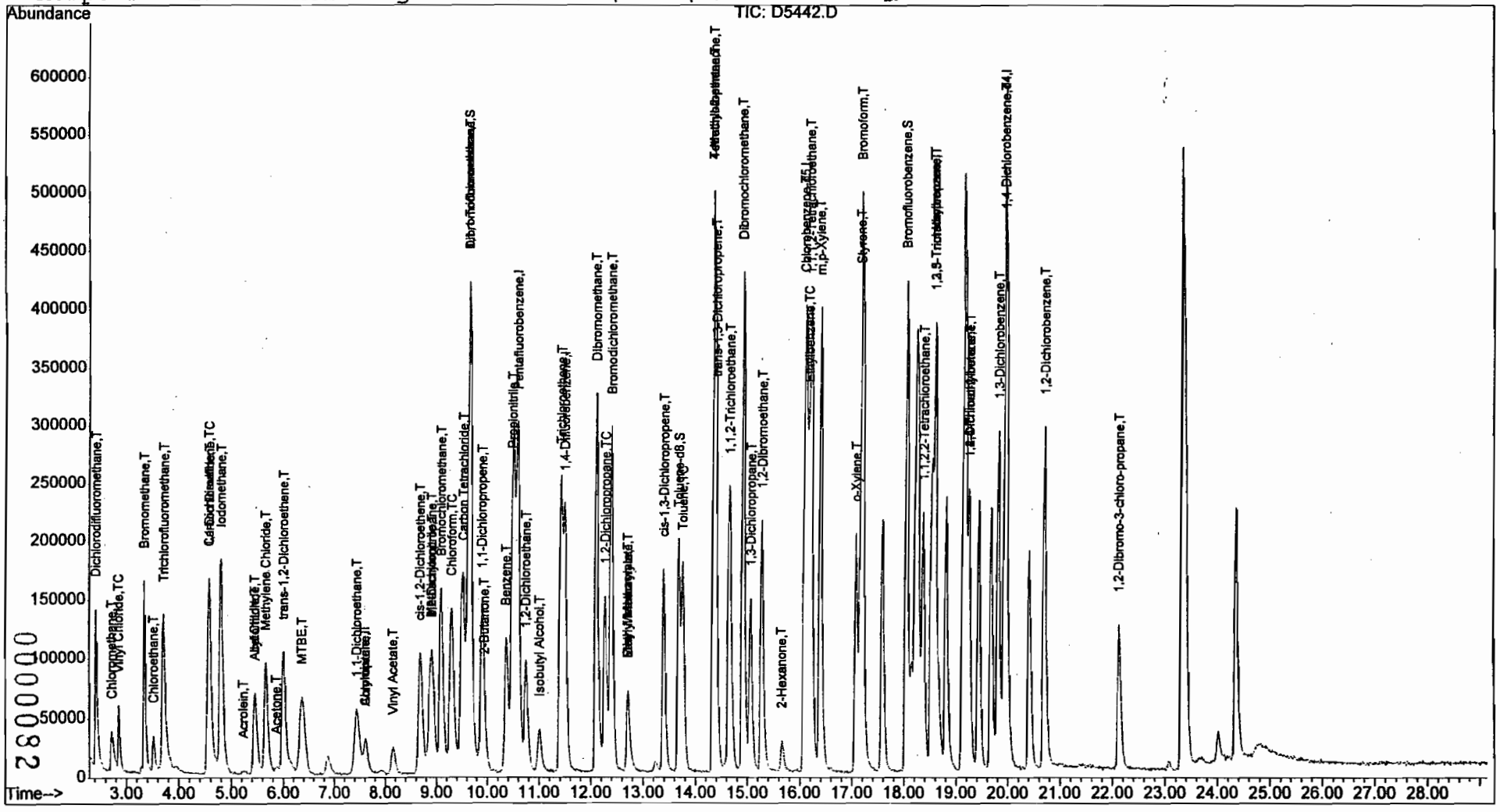

1A

EPA SAMPLE NO:

VOLATILE ORGANICS ANALYSIS DATA SHEET

MW-3 MS

Lab Name: UPSTATE LABS INC. Contract: ENVIRO. H

Lab Code: 10170 Case No.: 01 SAS No.: _____ SDG No.: ENH02

Matrix: (soil/water) WATER Lab Sample ID: 10301113MS

Sample wt/vol: 5.0 (g/ml) ML Lab File ID: D5454.D

Level: (low/med) LOW Date Received: 4/13/01

% Moisture: not dec. _____ Date Analyzed: 4/18/01

GC Column: RTX-VM ID: 0.53 (mm) Dilution Factor: 1.0

Soil Extract Volume: _____ (uL) Soil Aliquot Volume: _____ (uL)

CONCENTRATION UNITS:

CAS NO.	COMPOUND	(ug/L or ug/Kg) UG/L	Q
74-87-3	Chloromethane	5	U
75-1-4	Vinyl Chloride	5	U
74-83-9	Bromomethane	5	U
75-00-3	Chloroethane	5	U
75-69-4	Trichlorofluoromethane	5	U
67-64-1	Acetone	10	U
75-35-4	1,1-Dichloroethene	54	
74-88-4	Iodomethane	5	U
75-15-0	Carbon Disulfide	5	U
75-09-2	Methylene Chloride	5	U
107-13-1	Acrylonitrile	100	U
156-60-5	trans-1,2-Dichloroethene	5	U
75-34-33	1,1-Dichloroethane	5	U
108-5-4	Vinyl Acetate	50	U
78-93-3	2-Butanone	10	U
156-59-2	cis-1,2-Dichloroethene	5	U
67-66-3	Chloroform	5	U
74-97-5	Bromochloromethane	5	U
71-55-6	1,1,1-Trichloroethane	5	U
56-23-5	Carbon Tetrachloride	5	U
71-43-2	Benzene	55	
107-06-2	1,2-Dichloroethane	5	U
97-01-6	Trichloroethene	53	
78-87-5	1,2-Dichloropropane	5	U
75-27-4	Bromodichloromethane	5	U
74-95-3	Dibromomethane	5	U
108-10-1	4-Methyl-2-pentanone	10	U
10061-1-5	cis-1,3-Dichloropropene	5	U
108-88-3	Toluene	54	
10061-2-6	trans-1,3-Dichloropropene	5	U
79-00-5	1,1,2-Trichloroethane	5	U
591-78-6	2-Hexanone	10	U
127-18-4	Tetrachloroethene	8	
124-48-1	Dibromochloromethane	5	U
106-93-4	1,2-Dibromoethane	5	U
108-90-7	Chlorobenzene	53	
630-20-6	1,1,1,2-Tetrachloroethane	5	U
100-41-4	Ethylbenzene	5	U
108-38-3	m,p-Xylene	5	U

1A

EPA SAMPLE NO.

VOLATILE ORGANICS ANALYSIS DATA SHEET

MW-3 MS

Lab Name: UPSTATE LABS INC. Contract: ENVIRO. H

Lab Code: 10170 Case No.: 01 SAS No.: SDG No.: ENH02

Matrix: (soil/water) WATER Lab Sample ID: 10301113MS

Sample wt/vol: 5.0 (g/ml) ML Lab File ID: D5454.D

Level: (low/med) LOW Date Received: 4/13/01

% Moisture: not dec. Date Analyzed: 4/18/01

GC Column: RTX-VM ID: 0.53 (mm) Dilution Factor: 1.0

Soil Extract Volume: (uL) Soil Aliquot Volume: (uL)

CONCENTRATION UNITS:

CAS NO.	COMPOUND	(ug/L or ug/Kg) UG/L	Q
95-47-6	o-Xylene	5	U
100-42-5	Styrene	5	U
75-25-2	Bromoform	5	U
79-34-5	1,1,2,2-Tetrachloroethane	5	U
96-18-4	1,2,3-Trichloropropane	5	U
110-57-6	1,4-Dichloro-2-butene	10	U
541-73-1	1,3-Dichlorobenzene	5	U
106-46-7	1,4-Dichlorobenzene	5	U
95-50-1	1,2-Dichlorobenzene	5	U
96-12-8	1,2-Dibromo-3-chloro-propane	10	U

Quantitation Report (QT Reviewed)

Data File : D:\DATA\D5454.D
Acq On : 18 Apr 2001 7:46 pm
Sample : 10301113MS, ENV. HYDRO, VM3396
Misc : 5mls
MS Integration Params: rteint.p
Quant Time: Apr 27 16:02 2001

Vial: 17
Operator: K.LOCKER
Inst : #13
Multiplr: 1.00
Quant Results File: D040260X.RES

Quant Method : C:\HPCHEM\1\METHODS\D040260X.M (RTE Integrator)
Title : VOA 8260 Calibration
Last Update : Fri Apr 27 15:41:25 2001
Response via : Continuing Cal File: D:\DATA\D5440.D
DataAcq Meth : D041060X

Internal Standards	R.T.	QIon	Response	Conc	Units	Dev(Min)
1) Pentafluorobenzene	10.61	168	412707	50.00	ug/L	0.02
32) 1,4-Difluorobenzene	11.51	114	337681	50.00	ug/L	0.00
50) Chlorobenzene-d5	16.09	117	248487	50.00	ug/L	0.00
72) 1,4-Dichlorobenzene-d4	19.97	152	136064	50.00	ug/L	0.02
System Monitoring Compounds						
30) Dibromofluoromethane	9.66	113	454770	55.31	ug/L	0.00
Spiked Amount 50.000	Range 86 - 118		Recovery = 110.62%			
44) Toluene-d8	13.68	98	275309	51.80	ug/L	0.00
Spiked Amount 50.000	Range 88 - 110		Recovery = 103.60%			
49) Bromofluorobenzene	18.05	95	285257	48.73	ug/L	0.00
Spiked Amount 50.000	Range 86 - 115		Recovery = 97.46%			
Target Compounds						Qvalue
10) 1,1-Dichloroethene	4.57	96	110260	54.00	ug/L	90
35) Benzene	10.38	78	239930	54.95	ug/L	100
37) Trichloroethene	11.43	95	203607	53.22	ug/L	97
45) Toluene	13.76	92	154011	54.27	ug/L	99
53) Tetrachloroethene	14.35	166	40996	7.96	ug/L	98
56) Chlorobenzene	16.11	112	259009	52.75	ug/L	94

(#) = qualifier out of range (m) = manual integration

Quantitation Report

Data File : D:\DATA\D5454.D
Acq On : 18 Apr 2001 7:46 pm
Sample : 10301113MS, ENV. HYDRO, VM3396
Misc : 5mls
MS Integration Params: rteint.p
Quant Time: Apr 27 16:02 2001

Vial: 17
Operator: K.LOCKER
Inst : #13
Multiplr: 1.00

Quant Results File: D040260X.RES

Method : C:\HPCHEM\1\METHODS\D040260X.M (RTE Integrator)
Title : VOA 8260 Calibration
Last Update : Fri Apr 27 15:41:25 2001
Response via : Continuing Cal File: D:\DATA\D5440.D

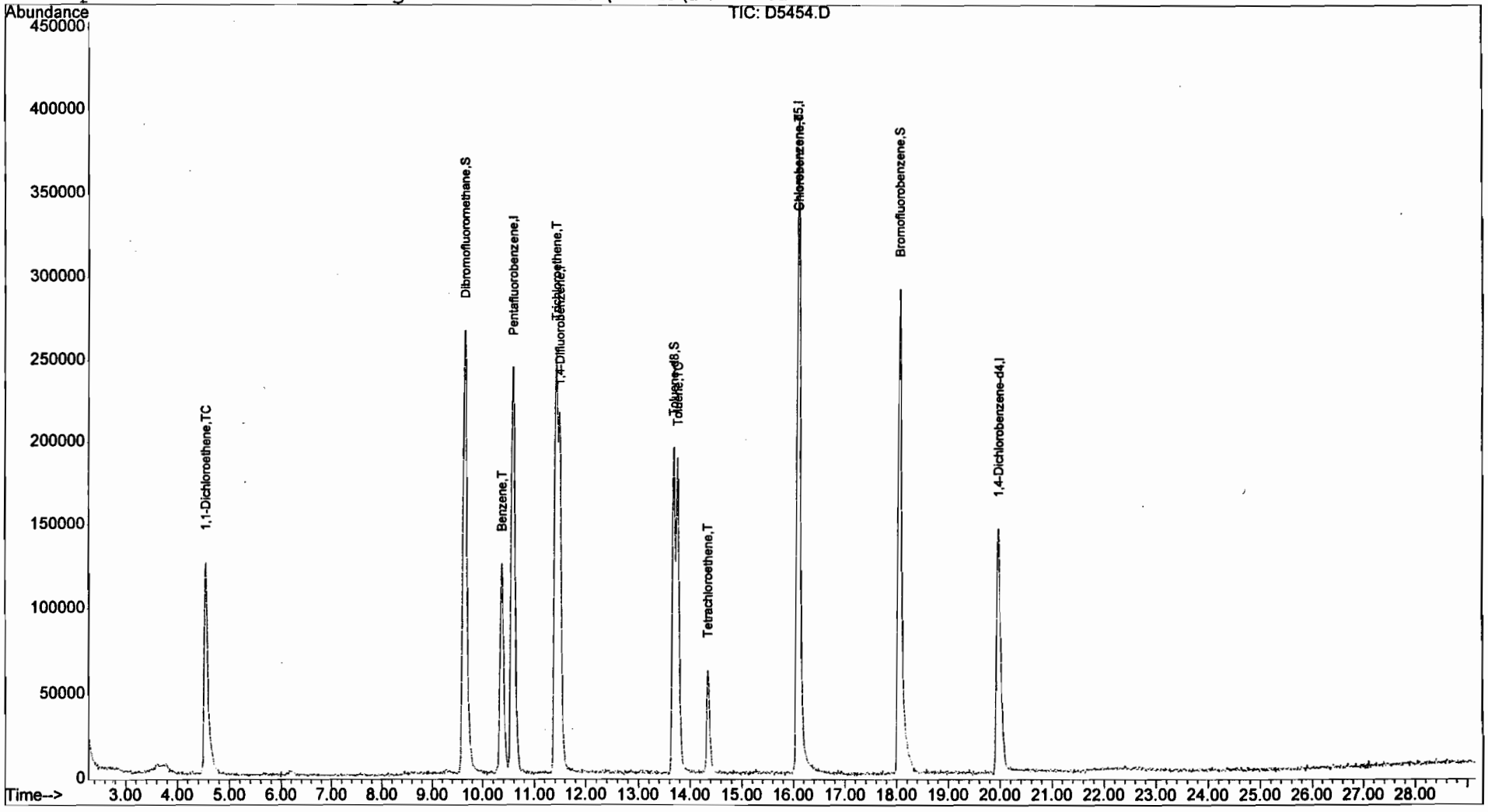

9800000

1A

EPA SAMPLE NO.

VOLATILE ORGANICS ANALYSIS DATA SHEET

MW-3 MSD

Lab Name: UPSTATE LABS INC. Contract: ENVIRO. H

Lab Code: 10170 Case No.: 01 SAS No.: SDG No.: ENH02

Matrix: (soil/water) WATER Lab Sample ID: 10301113MSD

Sample wt/vol: 5.0 (g/ml) ML Lab File ID: D5455.D

Level: (low/med) LOW Date Received: 4/13/01

% Moisture: not dec. Date Analyzed: 4/18/01

GC Column: RTX-VM ID: 0.53 (mm) Dilution Factor: 1.0

Soil Extract Volume: (uL) Soil Aliquot Volume: (uL)

CONCENTRATION UNITS:

CAS NO.	COMPOUND	(ug/L or ug/Kg) UG/L	Q
74-87-3	Chloromethane	5	U
75-1-4	Vinyl Chloride	5	U
74-83-9	Bromomethane	5	U
75-00-3	Chloroethane	5	U
75-69-4	Trichlorofluoromethane	5	U
67-64-1	Acetone	10	U
75-35-4	1,1-Dichloroethene	54	
74-88-4	Iodomethane	5	U
75-15-0	Carbon Disulfide	5	U
75-09-2	Methylene Chloride	5	U
107-13-1	Acrylonitrile	100	U
156-60-5	trans-1,2-Dichloroethene	5	U
75-34-33	1,1-Dichloroethane	5	U
108-5-4	Vinyl Acetate	50	U
78-93-3	2-Butanone	10	U
156-59-2	cis-1,2-Dichloroethene	5	U
67-66-3	Chloroform	5	U
74-97-5	Bromochloromethane	5	U
71-55-6	1,1,1-Trichloroethane	5	U
56-23-5	Carbon Tetrachloride	5	U
71-43-2	Benzene	54	
107-06-2	1,2-Dichloroethane	5	U
97-01-6	Trichloroethene	53	
78-87-5	1,2-Dichloropropane	5	U
75-27-4	Bromodichloromethane	5	U
74-95-3	Dibromomethane	5	U
108-10-1	4-Methyl-2-pentanone	10	U
10061-1-5	cis-1,3-Dichloropropene	5	U
108-88-3	Toluene	49	
10061-2-6	trans-1,3-Dichloropropene	5	U
79-00-5	1,1,2-Trichloroethane	5	U
591-78-6	2-Hexanone	10	U
127-18-4	Tetrachloroethene	9	
124-48-1	Dibromochloromethane	5	U
106-93-4	1,2-Dibromoethane	5	U
108-90-7	Chlorobenzene	54	
630-20-6	1,1,1,2-Tetrachloroethane	5	U
100-41-4	Ethylbenzene	5	U
108-38-3	m,p-Xylene	5	U

1A

EPA SAMPLE NO.

VOLATILE ORGANICS ANALYSIS DATA SHEET

MW-3 MSD

Lab Name: UPSTATE LABS INC. Contract: ENVIRO. H

Lab Code: 10170 Case No.: 01 SAS No.: SDG No.: ENH02

Matrix: (soil/water) WATER Lab Sample ID: 10301113MSD

Sample wt/vol: 5.0 (g/ml) ML Lab File ID: D5455.D

Level: (low/med) LOW Date Received: 4/13/01

% Moisture: not dec. Date Analyzed: 4/18/01

GC Column: RTX-VM ID: 0.53 (mm) Dilution Factor: 1.0

Soil Extract Volume: (uL) Soil Aliquot Volume: (uL)

CONCENTRATION UNITS:

CAS NO.	COMPOUND	(ug/L or ug/Kg) UG/L	Q
95-47-6	o-Xylene	5	U
100-42-5	Styrene	5	U
75-25-2	Bromoform	5	U
79-34-5	1,1,2,2-Tetrachloroethane	5	U
96-18-4	1,2,3-Trichloropropane	5	U
110-57-6	1,4-Dichloro-2-butene	10	U
541-73-1	1,3-Dichlorobenzene	5	U
106-46-7	1,4-Dichlorobenzene	5	U
95-50-1	1,2-Dichlorobenzene	5	U
96-12-8	1,2-Dibromo-3-chloro-propane	10	U

Quantitation Report (QT Reviewed)

Data File : D:\DATA\D5455.D
Acq On : 18 Apr 2001 8:23 pm
Sample : 10301113MSD, ENV. HYDRO, VM3396
Misc : 5mls
MS Integration Params: rteint.p
Quant Time: Apr 27 16:02 2001

Vial: 18
Operator: K.LOCKER
Inst : #13
Multiplr: 1.00
Quant Results File: D040260X.RES

Quant Method : C:\HPCHEM\1\METHODS\D040260X.M (RTE Integrator)
Title : VOA 8260 Calibration
Last Update : Fri Apr 27 15:41:25 2001
Response via : Continuing Cal File: D:\DATA\D5440.D
DataAcq Meth : D041060X

Internal Standards	R.T.	QIon	Response	Conc	Units	Dev(Min)
1) Pentafluorobenzene	10.59	168	434289	50.00	ug/L	0.00
32) 1,4-Difluorobenzene	11.50	114	343106	50.00	ug/L	-0.01
50) Chlorobenzene-d5	16.09	117	228114	50.00	ug/L	0.00
72) 1,4-Dichlorobenzene-d4	19.97	152	136015	50.00	ug/L	0.00
System Monitoring Compounds						
30) Dibromofluoromethane	9.65	113	460185	53.19	ug/L	-0.01
Spiked Amount 50.000	Range 86 - 118		Recovery = 106.38%			
44) Toluene-d8	13.68	98	259060	47.97	ug/L	-0.01
Spiked Amount 50.000	Range 88 - 110		Recovery = 95.94%			
49) Bromofluorobenzene	18.05	95	292363	49.16	ug/L	-0.01
Spiked Amount 50.000	Range 86 - 115		Recovery = 98.32%			
Target Compounds						Qvalue
10) 1,1-Dichloroethene	4.56	96	116747	54.34	ug/L	93
35) Benzene	10.37	78	241058	54.33	ug/L	100
37) Trichloroethene	11.42	95	207125	53.28	ug/L	97
45) Toluene	13.77	92	140773	48.82	ug/L	97
53) Tetrachloroethene	14.36	166	40495	8.56	ug/L	98
56) Chlorobenzene	16.12	112	243615	54.04	ug/L	93

(#) = qualifier out of range (m) = manual integration

Quantitation Report

Data File : D:\DATA\D5455.D
Acq On : 18 Apr 2001 8:23 pm
Sample : 10301113MSD, ENV. HYDRO, VM3396
Misc : 5mls
MS Integration Params: rteint.p
Quant Time: Apr 27 16:02 2001

Vial: 18
Operator: K.LOCKER
Inst : #13
Multiplr: 1.00

Quant Results File: D040260X.RES

Method : C:\HPCHEM\1\METHODS\D040260X.M (RTE Integrator)
Title : VOA 8260 Calibration
Last Update : Fri Apr 27 15:41:25 2001
Response via : Continuing Cal File: D:\DATA\D5440.D



Injection Log

Upstate Laboratories, Inc.

Volatile GC/MS Injection Log

Instrument: HP5970 [redacted]13.0	
GC Column: RTX-VOLATILE 30m (or equivalent)	
*Init Cal Date 1: 4-2-01	
+Init Cal Date 2:	

Client Name	Client Name
1) QA/QC	5)
2)	6)
3)	7)
4)	8)

	Client	Sample No.	Method/ID File	Samp Vol.	Method	List	Number	Data File Date	Time	Dil. Factor	IS
1		BFB	D040260X	5ml	8260	VOA	D5245	4-2-01	1530	-	-
2		VSTD050					D5246		1608	-	
3		VSTD200					D5247		1646	-	
4		VSTD100					D5248		1733	-	
5		VSTD020					D5249		1810	-	
6		VSTD010					D5250		1850	-	
7											
8											
9											
10											
11											
12											
13											
14											
15											
16											
17											
18											
19											
20											
21											
22											
23											
24											
25											
26											
27											
28											
29											

Comments:

Method	Source	Date
624	Fed Reg, Vol 49, #209	10/26/1984
8240	USEPA SW846,Rev 2	09/01/1994
8260	USEPA SW846,Rev 2	09/01/1994
TCLP	8240 w/Mtd extraction	09/01/1994
FedCLP	USEPA CLP OLM03.0	04/03/1900
ASPCL	DEC Superfund-95-1	04/04/1900

INJLOGV.XLS

Analyzed by: RO/FL

0000091

Volatile GC/MS Injection Log

CCCChk Internal Std Limits

			High limit
			Low limit

Pre-run maintenance
- ✓ Purge & Bake system
- ___ Change trap
- ___ Change column
- ___ Clean source
- ___ Change He tank

Int. Std. #1	Int. Std. #2	Int. Std. #3	Int. Std. #4	Surr. #1	Surr. #2	Surr. #3	Matrix Water	Matrix Soil	Batch No.	Comments	Tape #	
—	—	—	—	—	—	—	X		initial cal			1
604759	555526	401551	275137	—	—	—						2
641717	567954	407182	306335	—	—	—						3
637798	555808	404369	298230	—	—	—						4
609792	505423	373770	248772	—	—	—						5
603264	504355	384598	298866	—	—	—	↓		↓			6
												7
												8
												9
												10
												11
												12
												13
												14
												15
												16
												17
												18
												19
												20
												21
												22
												23
												24
												25
												26
												27
												28
												29

IS #1= Pentafluorobenzene

IS#2=1,4-Difluorobenzene

IS#3=Chlorobenzene-5

IS#4=1,4-dichlorobenzene-d4

	Water limits	Soil Limits
Surr #1 % Rececovery	76-114	70-121
Surr #2 % Rececovery	88-110	84-138
Surr #3 % Rececovery	86-115	59-113

Analyzed by: KO/KL

Page No. 78

0000092

INJLOGV2.XLS

Volatile GC/MS Injection Log

Instrument: HP5970 [redacted]13.0	
GC Column: RTX-~~VOLATILE~~ VMS 30m (or equivalent)	
*Init Cal Date 1: 4-10-01	
+Init Cal Date 2:	

Client Name	Client Name
1) QA/QC	5)
2) All gases	6)
3) Env. Hydrology	7)
4) Linde	8)

	Client	Sample No.	Method/ID File	Samp Vol	Method	List	Number	Data File Date	Time	Dil. Factor	IS
1	1	BFB	D041060X	5ml	8260	VA	DS439	4-18-01	1026	-	-
2		CC					DS440		1105	-	
3		MB					DS441		1152	-	
4	↓	RS					DS442		1228	-	
5	2	10301207					DS443		1306	-	
6		10301208					DS444		1342	-	
7		10301209					DS445		1419	-	
8		10301210					DS446		1455	-	
9		10301210MS					DS447		1532	-	
10		10301210MSD					DS448		1608	-	
11		10301211					DS449		1644	-	
12		10301212					DS450		1721	-	
13		10301225					DS451		1758	-	
14	↓	10301227					DS452		1834	-	
15	3	10301113					DS453		1910	-	
16		10301113MS					DS454		1946	-	
17	↓	10301113MSD					DS455		2023	-	
18	4	10701043					DS456		2059	-	
19	↓	10701044	↓	↓	↓	↓	DS457	↓	2136	-	
20											
21											
22											
23											
24											
25											
26											
27											
28											
29											

Comments:

Method	Source	Date
624	Fed Reg, Vol 49, #209	10/26/1984
8240	USEPA SW846,Rev 2	09/01/1994
8260	USEPA SW846,Rev 2	09/01/1994
TCLP	8240 w/Mtd extraction	09/01/1994
FedCLP	USEPA CLP OLM03.0	04/03/1900
ASPCL	DEC Superfund-95-1	04/04/1900

INJLOGV.XLS

Analyzed by: MO

Page No. 99

Volatile GC/MS Injection Log

CCCChk Internal Std Limits

			High limit
			Low limit

Pre-run maintenance
- ✓ Purge & Bake system
- ___ Change trap
- ___ Change column
- ___ Clean source
- ___ Change He tank

Int. Std. #1	Int. Std. #2	Int. Std. #3	Int. Std. #4	Surr. #1	Surr. #2	Surr. #3	Matrix Water	Matrix Soil	Batch No.	Comments	Tape #	
—	—	—	—	—	—	—	✓		WM3396			1
511310	402838	282465	204439	—	—	—						2
494126	374447	266655	157436	105	100	100						3
490361	346996	271200	149444	95	98	108						4
475678	360634	264329	164935	101	103	107						5
496133	343814	285513	175199	101	100	103						6
479703	361512	272916	162358	97	99	102						7
489114	356270	285524	169510	104	100	104						8
461545	345829	250713	155983	98	98	103						9
429707	320573	233449	139763	95	99	102						10
438879	354145	234885	137731	109	94	96						11
428849	326764	242424	145122	96	96	10						12
428268	335334	231660	135809	101	100	100						13
423494	314921	229021	137290	104	103	104						14
437636	347981	233504	134321	101	88	89						15
412707	337651	241487	136064	110	104	97						16
434788	313016	228114	136015	106	96	98						17
457082	349144	254507	149265	106	103	105						18
403312	326123	235819	130129	108	103	101						19
												20
												21
												22
												23
												24
												25
												26
												27
												28
												29

IS #1= Pentafluorobenzene

IS#2=1,4-Difluorobenzene

IS#3=Chlorobenzene-5

IS#4=1,4-dichlorobenzene-d4

	Water limits	Soil Limits
Surr #1 % Rececovery	76-114	70-121
Surr #2 % Rececovery	88-110	84-138
Surr #3 % Rececovery	86-115	59-113

Analyzed by: KO

Page No. 100

INJLOGV2.XLS

Sample List for Group: ENH02

Printing Date Apr-30-2001

Lab File ID	EPA SAMPLE NO.	Lab Sample ID	Date Acq.		Date Rec.	Date Due
D5245.D	VTUN01	TUNE CHECK	4/2/01	15:30	4/13/01	
D5246.D	VSTD050	VSTD050	4/2/01	16:08	4/13/01	
D5247.D	VSTD200	VSTD200	4/2/01	16:56	4/13/01	
D5248.D	VSTD100	VSTD100	4/2/01	17:33	4/13/01	
D5249.D	VSTD020	VSTD020	4/2/01	18:10	4/13/01	
D5250.D	VSTD010	VSTD010	4/2/01	18:50	4/13/01	
D5439.D	VTUN02	TUNE CHECK	4/18/01	10:26	4/13/01	
D5440.D	VSTD050CC	CONT CAL	4/18/01	11:05	4/13/01	
D5441.D	VBLK	METHOD BLANK	4/18/01	11:52	4/13/01	
D5442.D	VMBS	BLANK SPIKE	4/18/01	12:28	4/13/01	
D5453.D	MW-3	10301113	4/18/01	19:10	4/13/01	
D5454.D	MW-3 MS	10301113MS	4/18/01	19:46	4/13/01	
D5455.D	MW-3 MSD	10301113MSD	4/18/01	20:23	4/13/01	

SDG Sequence Summary

Instrument Name: 13.0

Sample List Name: ENH02

	Continuing Calibration/Tune			Calibration	Sample	Ref. Blank	Misc.	Acquisition	
	Date	Tim	File Name	File Name	File Name	File Name		Date	Tim
1	4/2/01	15:30	D5245.D				TUN	4/2/01	15:30
2	4/2/01	16:08	D5246.D				ICCAL	4/2/01	16:08
3				D5247.D			STD	4/2/01	16:56
4				D5248.D			STD	4/2/01	17:33
5				D5249.D			STD	4/2/01	18:10
6				D5250.D			STD	4/2/01	18:50
7	4/18/01	10:26	D5439.D				TUN	4/18/01	10:26
8	4/18/01	11:05	D5440.D				CCAL	4/18/01	11:05
9					D5441.D		MBLK	4/18/01	11:52
10					D5442.D	D5441.D	SMP	4/18/01	12:28
11					D5453.D	D5441.D	SMP	4/18/01	19:10
12					D5454.D	D5441.D	MS	4/18/01	19:46
13					D5455.D	D5441.D	MSD	4/18/01	20:23