

March 14, 2025

Mr. Tracey Garland  
New York State Department of Environmental Conservation  
Division of Environmental Remediation, BURC  
625 Broadway  
Albany, New York 12233-7014

**RE: National Grid Former Manufactured Gas Plant Site  
Anthony Street, Watertown, New York  
Annual Groundwater Monitoring Report**

Dear Mr. Garland:

Enclosed for your review is the 2024 Annual Groundwater Monitoring Report for the National Grid Watertown Former MGP Site.

Groundwater and Environmental Services, Inc., (GES) OM&M contractor for National Grid, conducts all long-term OM&M activities at the site. Quarterly site inspections were conducted in 2024 (March, June, September and December). The site is generally in good shape and in compliance. There were detections of BTEX and/or PAH in three (3) of the six (6) monitoring wells sampled.

If you have any questions, then please feel free to contact me at 315.428.5652.

Very truly yours,



for SPS

Steven P. Stucker, C.P.G.  
Lead Environmental Engineer  
National Grid

Cc: Devin T. Shay – Groundwater and Environmental Services, Inc.

National Grid

# Annual Groundwater Monitoring Report



National Grid Watertown (Anthony Street) Former MGP Site  
Anthony Street, Watertown NY13601

March 2025

Version 1





## Annual Groundwater Monitoring Report

National Grid Watertown (Anthony St.) Former  
MGP Site  
Anthony Street  
Watertown, NY 13601

Prepared for:  
National Grid  
300 Erie Boulevard West, C-1  
Syracuse, NY 13202

Prepared by:  
Groundwater & Environmental Services, Inc.  
6780 Northern Boulevard, Suite 100  
East Syracuse, NY 13057  
TEL: 800-220-3069  
[www.gesonline.com](http://www.gesonline.com)

GES Project:  
0603500.136010.221

Date:  
March 14, 2025

A handwritten signature in black ink, appearing to read 'D. Shay', is positioned above a horizontal line.

---

Devin T. Shay, PG  
Program Manager / Principal Hydrogeologist



## Table of Contents

1	Introduction .....	1
2	Annual Groundwater Monitoring .....	1
2.1	Objectives .....	1
2.2	Groundwater Well Gauging .....	1
2.3	Groundwater Well Sampling and Analytical Results .....	2
3	Quarterly Site-Wide Inspections .....	2
4	Recommendations .....	3

## Figures

Figure 1 – Site Location Map

Figure 2 – Site Map

Figure 3 – Groundwater Contour Map

Figure 4 – Groundwater Analytical map

## Tables

Table 1 – Groundwater Monitoring Well Gauging Data

Table 2 – Groundwater Analytical Data

## Appendices

Appendix A – Field Inspection Reports

Appendix B – Well Sampling Field Data

Appendix C – Data Usability Summary Report



## 1 Introduction

This Annual Groundwater Monitoring Report presents results from the activities conducted at the Watertown (Anthony Street) former non-owned manufactured gas plant (MGP) site located in Watertown, New York (the Site). A site location map is presented on **Figure 1**, and a site map is presented as **Figure 2**. The work summarized in this report is conducted in accordance with the Site Management Plan (SMP) for the Site, which was approved by the New York State Department of Environmental Conservation (NYSDEC) on March 17, 2017.

A detailed discussion of the annual monitoring activities and results is presented below.

## 2 Annual Groundwater Monitoring

### 2.1 Objectives

The objectives of the June 2024 groundwater monitoring activities were to:

- Obtain groundwater elevation data from monitoring wells in the vicinity of the Site to evaluate groundwater flow direction and velocity, and compare the results with historical groundwater flow conditions.
- Obtain analytical data to assess potential changes in groundwater quality at the Site and compare the results to the Class GA groundwater standards and guidance values presented in the NYSDEC document entitled, "Division of Water Technical and Operational Guidance Series (1.1.1) Ambient Water Quality Standards and Guidance Values and Groundwater Effluent Limitations" (TOGS 1.1.1), reissued June 1998 and amended April 2000 and June 2004.

### 2.2 Groundwater Well Gauging

The June 13, 2024 groundwater monitoring field activities were conducted by GES. Prior to collecting groundwater samples, static fluid level measurements were collected from MW-1, MW-2, MW-3, MW-3R, MW-4R, MW-5R, MW-6R and MW-7R. Water levels were measured to the nearest 0.01 foot using an electronic oil-water interface probe to determine the depth from a surveyed mark on the top of the inner polyvinyl chloride (PVC) well casing to the groundwater within the well.

The fluid level measurements obtained from each monitoring well were converted to groundwater elevations using the surveyed well elevations. The calculated groundwater elevations for each monitoring well are listed in **Table 1**, and are depicted on **Figure 3**. **Table 1** also includes groundwater elevation measurements obtained during previous groundwater monitoring events.

Groundwater generally flows to the north-northwest from the Site toward the Black River. Groundwater elevations ranged from 422.13 feet above sea level (asl; well MW-7R) to 439.83 feet asl (well MW-3). Field data from the gauging event is presented in **Appendix B**.



## 2.3 Groundwater Well Sampling and Analytical Results

Groundwater samples were collected by GES from six (6) monitoring wells on June 13, 2024 (including MW-2, MW-3R, MW-4R, MW-5R, MW-6R and MW-7R). Low-flow sampling techniques were used to purge groundwater from each monitoring well prior to collecting groundwater samples. Field parameters (consisting of turbidity, temperature, pH, conductivity, oxidation reduction potential [ORP], and dissolved oxygen) were measured approximately every 5 to 10 minutes during well purging, and the depth to water was monitored throughout the pumping process to minimize drawdown within the well. Well purging activities continued at each well until the field parameters stabilized and the turbidity of the water in the wells was reduced to less than 50 nephelometric turbidity units (NTUs). Groundwater field data is presented in **Appendix B**.

Following purging, groundwater samples were collected. The groundwater samples were bottled and shipped to Eurofins Environment Testing (Eurofins) for laboratory analysis for Benzene, Toluene, Ethylbenzene, and total Xylenes (BTEX; EPA Method 8260C), Semi-Volatile Polycyclic Aromatic Hydrocarbons (PAHs; EPA Method 8270D), and total cyanide (EPA Method 9012B). Quality assurance/quality control (QA/QC) samples, including a field duplicate, matrix spike, and duplicate matrix spike were also submitted for laboratory analysis. The laboratory analytical results for the groundwater samples were reported using NYSDEC Analytical Services Protocol (ASP) Category B data deliverable packages to facilitate data validation.

Purge water generated during the sampling activities was collected in 5-gallon buckets and transferred into 55-gallon steel drums for characterization prior to offsite treatment/disposal in accordance with applicable regulations.

Analytical results from the laboratory analysis report are summarized in **Table 2** and compared to the Class GA groundwater standards and guidance values presented in TOGS 1.1.1. VOC exceedances are bolded on **Table 2** and further shown on **Figure 4**. The Data Usability Summary Report (DUSR) is included in **Appendix C**.

There were BTEX and/or PAH detections in monitoring wells MW-2, MW-3R, and MW-5R. BTEX, acenaphthene, and naphthalene were detected above the regulatory criteria in MW-5R. Cyanide was detected in monitoring wells MW-2, MW-4R, MW-5R, and MW-7R. As shown on **Table 2**, in general, BTEX, PAHs, and total cyanide detected in groundwater during the June 2024 sampling event are lower or consistent compared to previous sampling results.

## 3 Quarterly Site-Wide Inspections

The quarterly site-wide inspections were completed on March 21, June 13, September 12, and December 20, 2024. The Site Inspection Forms are presented in **Appendix A**. In general, the Site is in compliance.



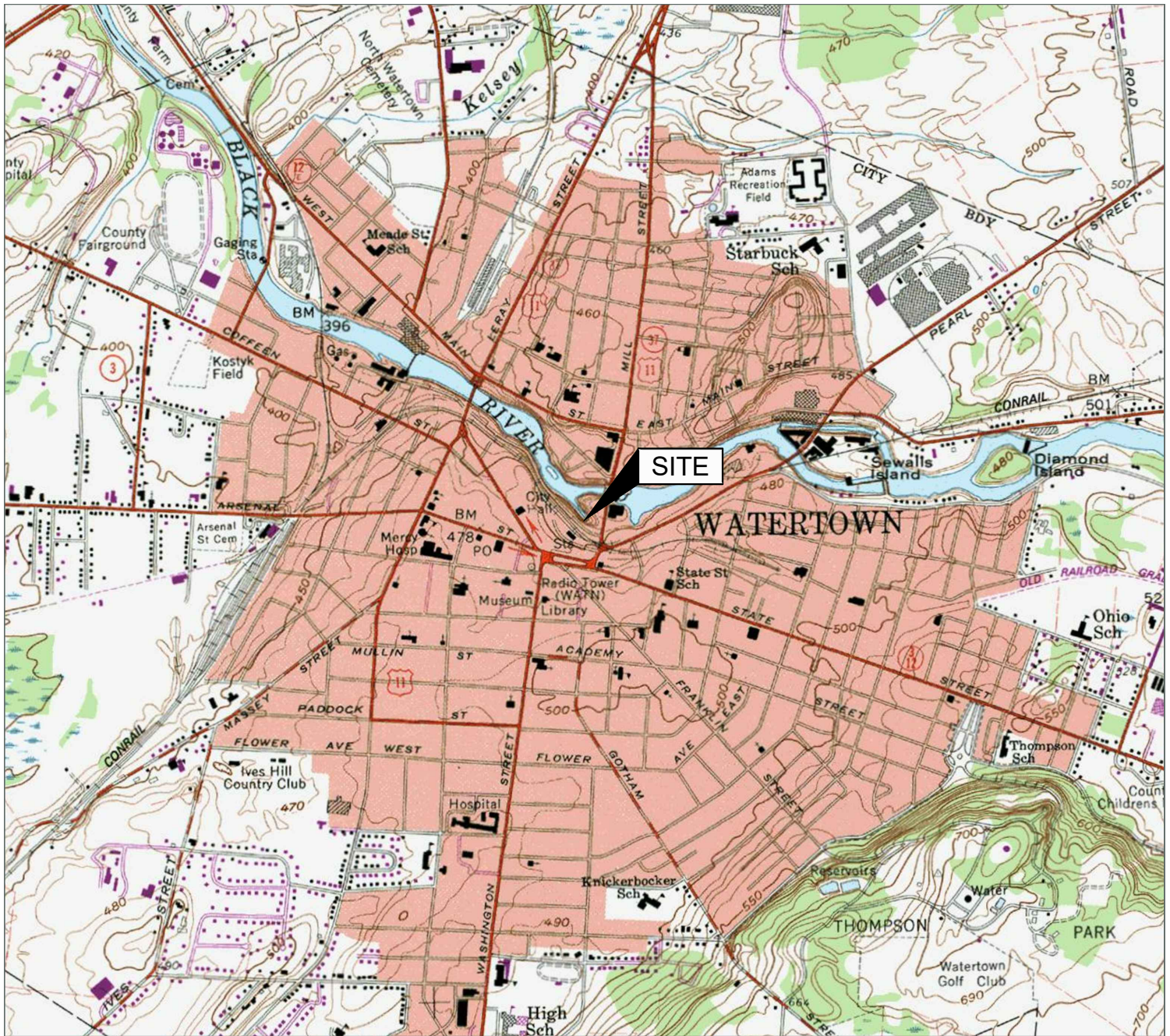
## 4 Recommendations

At this time, National Grid recommends continuing the annual monitoring activities. The next annual groundwater sampling event would be in the Summer 2025. Annual site-wide inspections are required; however, for internal security purposes, National Grid will continue to conduct quarterly site-wide inspections.

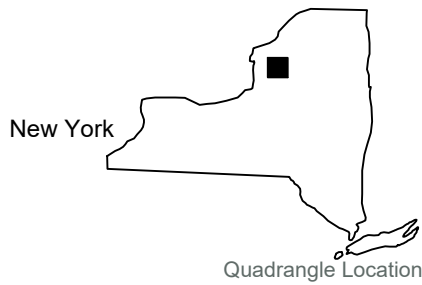


## Figures

---



Source:  
 USGS 7.5 Minute Series  
 Topographic Quadrangle, 1982  
 Watertown, New York  
 Contour Interval = 10'



Site Location Map

National Grid  
 Anthony Street  
 Watertown, New York

Drawn  
 W.G.S.  
 Designed  
 Approved

Date  
 8/19/20  
 Figure

1



Scale In Feet



Groundwater & Environmental Services, Inc.

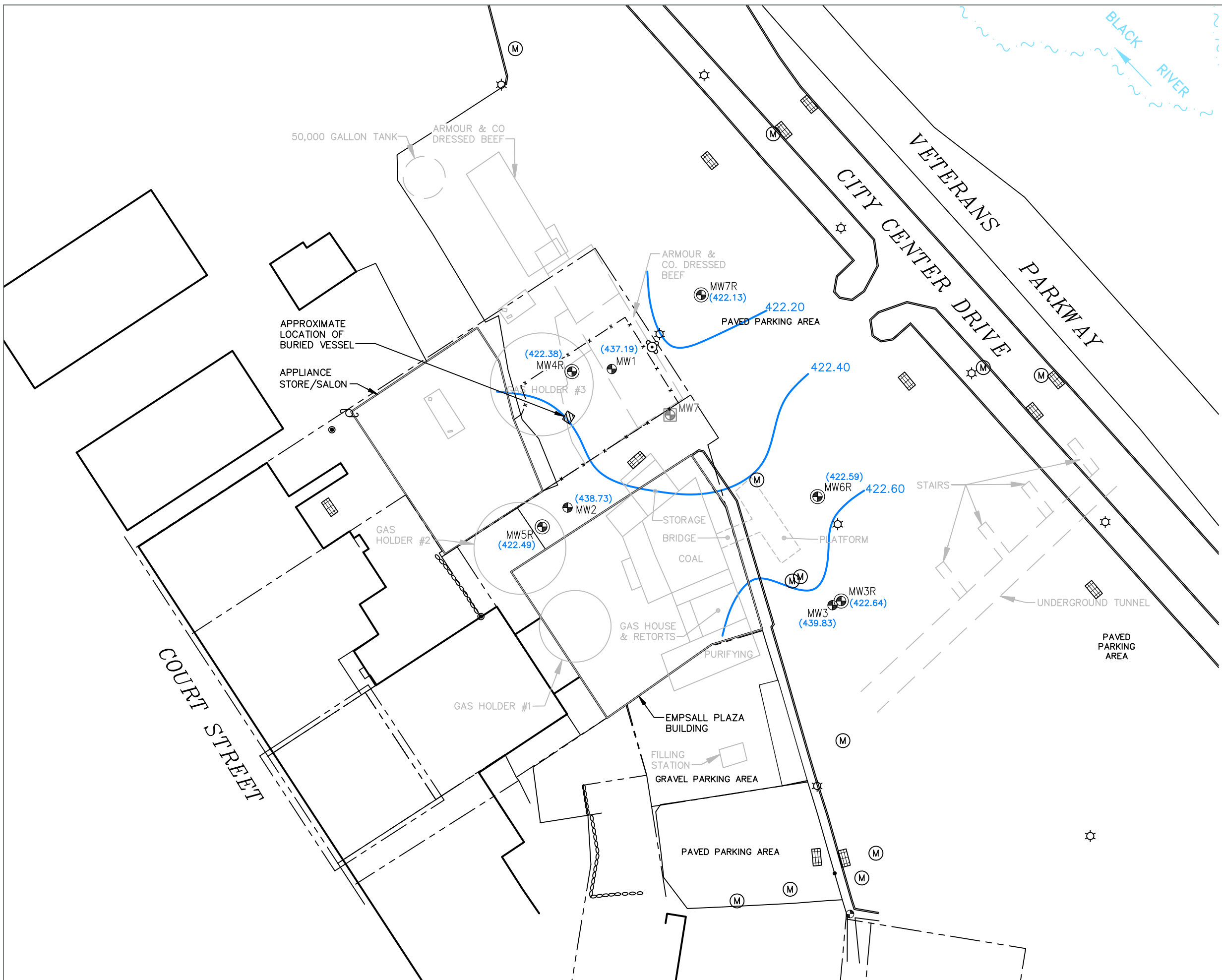
M:\Graphics\0600-Syracuse\Misc\National Grid\Watertown\SM.dwg, B60 sm, 1/31/2024 11:06:28 AM, mholister



- LEGEND**
- PROPERTY BOUNDARY
  - x - FENCE LINE
  - [Grid] CATCH BASIN
  - (M) UTILITY MANHOLE
  - (FH) FIRE HYDRANT
  - (LP) LIGHT POLE
  - (UP) UTILITY POLE
  - (OMW) OVERBURDEN MONITORING WELL
  - (BMW) BEDROCK MONITORING WELL
  - (DMW) DESTROYED MONITORING WELL
  - - - E - - - ELECTRIC LINE
  - - - G - - - GAS LINE
  - - - W - - - WATER LINE
  - - - ST - - - STORM SEWER LINE
  - - - SA - - - SANITARY SEWER LINE

Site Map	
National Grid Anthony Street Watertown, New York	
Drawn M.R.H. Designed R.K. Approved	Date 01/30/24 Figure 2
 Scale In Feet 	
 Groundwater & Environmental Services, Inc.	

N:\Graphics\Graphics\0600-Syracuse\Misc\National Grid\Watertown\Watertown SM.dwg, B60 sm, rajones, 1:1

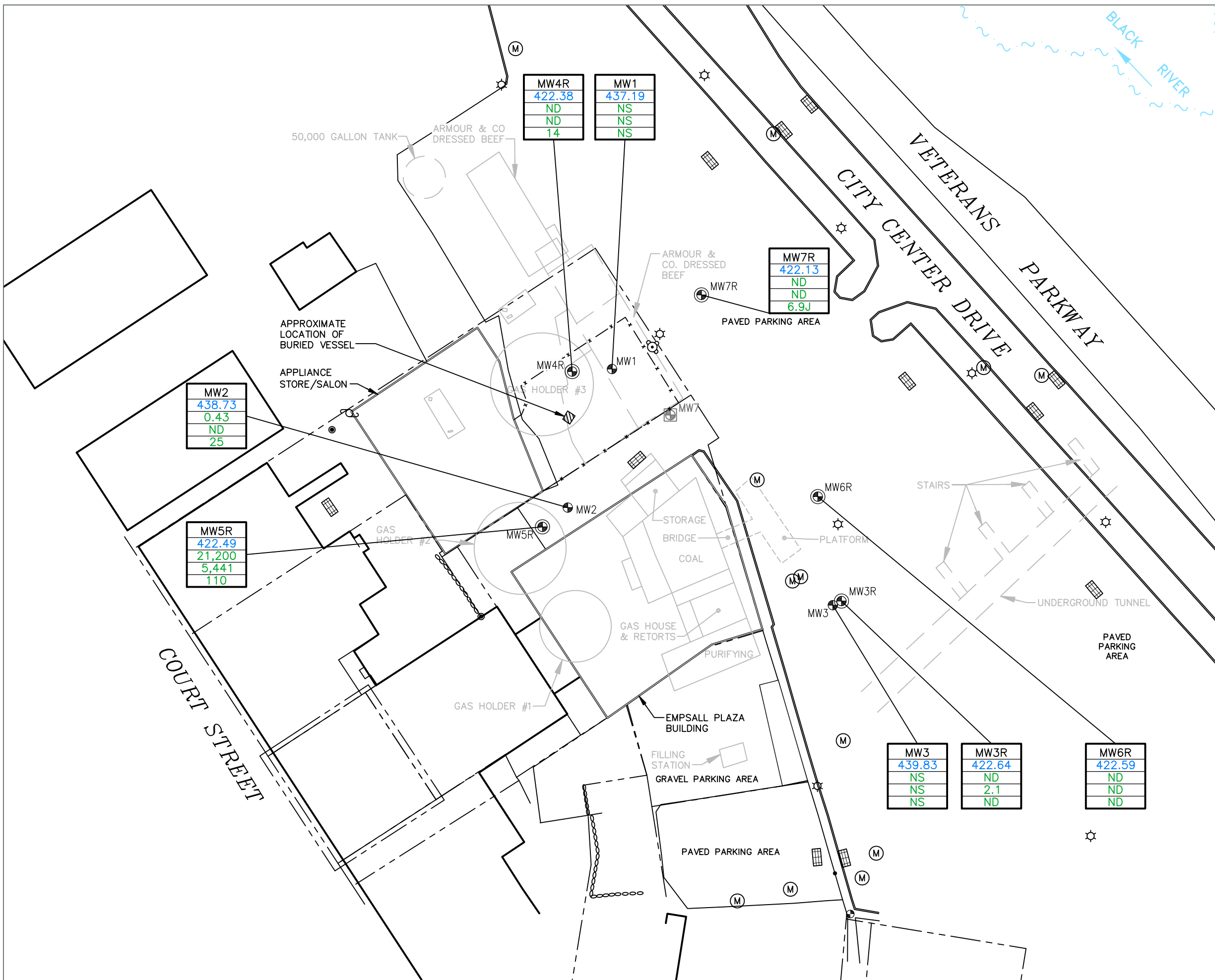


- LEGEND**
- PROPERTY BOUNDARY
  - x - FENCE LINE
  - [Grid] CATCH BASIN
  - (M) UTILITY MANHOLE
  - (FH) FIRE HYDRANT
  - (LP) LIGHT POLE
  - (UP) UTILITY POLE
  - (OMW) OVERBURDEN MONITORING WELL
  - (BMW) BEDROCK MONITORING WELL
  - (DMW) DESTROYED MONITORING WELL
  - (422.64) GROUNDWATER ELEVATION (feet)
  - [Blue line] GROUNDWATER CONTOUR (feet)

**NOTE:**  
 MW1, MW2 AND MW3 WERE NOT USED TO GENERATE GROUNDWATER CONTOURS.

Groundwater Contour Map June 13, 2024	
National Grid Anthony Street Watertown, New York	
Drawn R.J. Designed R.K. Approved	Date 01/24/25 Figure 3
 Scale In Feet   Groundwater & Environmental Services, Inc.	

N:\Graphics\Graphics\0600-Syracuse\Misc\National Grid\Watertown\Watertown SM.dwg, B60 sm, rajones, 1:1



**LEGEND**

- PROPERTY BOUNDARY
- x - FENCE LINE
- [Grid] CATCH BASIN
- (M) UTILITY MANHOLE
- (FH) FIRE HYDRANT
- (LP) LIGHT POLE
- (UP) UTILITY POLE
- (OMW) OVERBURDEN MONITORING WELL
- (BMW) BEDROCK MONITORING WELL
- (DMW) DESTROYED MONITORING WELL

MW1	WELL IDENTIFICATION
437.19	GROUNDWATER ELEVATION (feet)
NS	BTEX CONCENTRATION (µg/L)
NS	PAHs CONCENTRATION (µg/L)
NS	CYANIDE CONCENTRATION (µg/L)

µg/L MICROGRAMS PER LITER  
 BTEX BENZENE, TOLUENE, ETHYLBENZENE, XYLENES  
 PAHs POLYCYCLIC AROMATIC HYDROCARBONS  
 ND NOT DETECTED  
 NS NOT SAMPLED  
 J ESTIMATE VALUE

**Groundwater Monitoring Map**  
June 13, 2024

National Grid  
Anthony Street  
Watertown, New York

Drawn R.J. Designed R.K. Approved	Date 01/24/25 Figure 4
-----------------------------------------------	---------------------------------

Scale In Feet

Groundwater & Environmental Services, Inc.



## Tables

---

**Table 1**  
**Groundwater Monitoring Well Gauging Data**

Well ID	Well Type & Diameter	Top of Inner Casing Elevation	Depth To Well Bottom	Well Bottom Elevation	Screen Elevation	Depth To Water (12/14/15)	Groundwater Elevation (12/14/15)	Depth To Water (08/11/20)	Groundwater Elevation (08/11/20)	Depth To Water (06/23/21)	Groundwater Elevation (06/23/21)	Depth To Water (06/08/22)	Groundwater Elevation (06/08/22)	Depth To Water (06/28/23)	Groundwater Elevation (06/28/23)	Depth To Water (06/13/24)	Groundwater Elevation (06/13/24)
MW-1	Flushmount; PVC; 2-inch	444.62	8.50	436.12	3.00 - 8.00	7.47	436.92	7.11	437.51	7.45	437.17	7.44	437.18	7.40	437.22	7.43	437.19
MW-2	Flushmount; PVC; 2-inch	444.60	8.50	436.10	3.00 - 8.00	6.00	438.35	5.68	438.92	5.52	439.08	5.30	439.30	5.82	438.78	5.87	438.73
MW-3	Flushmount; PVC; 2-inch	445.39	8.70	436.69	3.20 - 8.20	7.25	438.40	DRY	-	5.74	439.65	DRY	-	DRY	-	5.56	439.83
MW-3R	Flushmount; PVC; 2-inch	445.48	24.40	421.08	14.40 - 24.00	22.81	422.52	22.82	422.66	22.82	422.66	22.78	422.70	22.80	422.68	22.84	422.64
MW-4R	Flushmount; PVC; 2-inch	444.76	50.00	394.76	20.00 - 40.00	23.11	421.22	22.28	422.48	22.39	422.37	22.40	422.36	22.34	422.42	22.38	422.38
MW-5R	Flushmount; PVC; 2-inch	444.60	50.00	394.60	20.00 - 40.00	22.02	422.04	22.00	422.60	22.30	422.30	22.23	422.37	22.20	422.40	22.11	422.49
MW-6R	Flushmount; PVC; 2-inch	445.16	50.00	395.16	18.00 - 40.00	22.56	421.69	22.57	422.59	22.56	422.60	22.53	422.63	22.53	422.63	22.57	422.59
MW-7R	Flushmount; PVC; 2-inch	443.60	45.00	398.60	18.00 - 40.00	21.45	421.67	21.40	422.20	21.48	422.12	21.45	422.15	21.46	422.14	21.47	422.13



Table 2

Groundwater Analytical Data

MW-1

	NYSDEC TOGS 1.1.1 Guidance Values	Units	10/27/05	09/08/10	06/25/13	12/15/15	08/11/20
<b>BTEX</b>			ND	ND	ND	ND	ND
Benzene	1	µg/L	ND	ND	ND	ND	ND
Ethylbenzene	5	µg/L	ND	ND	ND	ND	ND
Toluene	5	µg/L	ND	ND	ND	ND	ND
Total Xylenes	5	µg/L	ND	ND	ND	ND	ND
<b>SVOCs</b>			ND	ND	6.8 J	ND	0.95
Acenaphthene	20	µg/L	ND	ND	ND	ND	ND
Acenaphthylene	--	µg/L	ND	ND	ND	ND	ND
Anthracene	50	µg/L	ND	ND	ND	ND	ND
Benzo(a)anthracene	0.002	µg/L	ND	ND	<b>0.86 J</b>	ND	ND
Benzo(a)pyrene	ND	µg/L	ND	ND	0.79 J	ND	ND
Benzo(b)fluoranthene	0.002	µg/L	ND	ND	<b>1.1 J</b>	ND	ND
Benzo(g,h,i)perylene	--	µg/L	ND	ND	ND	ND	ND
Benzo(k)fluoranthene	0.002	µg/L	ND	ND	ND	ND	ND
Chrysene	0.002	µg/L	ND	ND	<b>0.78 J</b>	ND	ND
Dibenz(a,h)anthracene	--	µg/L	ND	ND	ND	ND	ND
Fluoranthene	50	µg/L	ND	ND	ND	ND	ND
Fluorene	50	µg/L	ND	ND	ND	ND	ND
Indeno(1,2,3-cd)pyrene	0.002	µg/L	ND	ND	ND	ND	ND
Naphthalene	10	µg/L	ND	ND	ND	ND	0.95
Phenanthrene	50	µg/L	ND	ND	0.77 J	ND	ND
Pyrene	50	µg/L	ND	ND	1.2 J	ND	ND
<b>Inorganics</b>							
Cyanide, Total	200	µg/L	<b>744</b>	<b>596</b>	<b>210</b>	31	150

Notes:

Results are presented in units of micrograms per liter (µg/L).

E = Results exceeded calibration range

D = Compound quantitated using a secondary dilution

J = Analyte was detected at a concentration less than the laboratory reporting limit

ND (<#) = Not detected above laboratory reporting limit. # represents the laboratory reporting limit.

**Bolded** = values indicate exceedance of the NYSDEC AWQS



**Table 2**  
**Groundwater Analytical Data**  
MW-2

	NYSDEC TOGS 1.1.1 Guidance Values	Units	10/27/05	10/15/08	09/08/10	06/25/13	12/14/15	08/11/20	06/23/21	06/08/22	06/28/23	06/13/24
BTEX			4.0 J	5.5 J	4.2	2.8	1.4	3.2	1.1	1.6	ND	0.43
Benzene	1	µg/L	<b>4.0 J</b>	<b>4.3</b>	<b>2.4</b>	<b>2.8</b>	<b>1.4</b>	<b>3.2</b>	<b>1.1</b>	<b>1.6</b>	ND	0.43 J
Ethylbenzene	5	µg/L	ND	0.90 J	ND	ND	ND	ND	ND	ND	ND	ND
Toluene	5	µg/L	ND	ND	1.8	ND	ND	ND	ND	ND	ND	ND
Total Xylenes	5	µg/L	ND	0.30 J	ND	ND	ND	ND	ND	ND	ND	ND
SVOCs			ND	4.3 J	2.4 J	ND	ND	1.3	1.1	0.50	ND	ND
Acenaphthene	20	µg/L	ND	ND	ND	ND	ND	ND	ND	ND	ND	ND
Acenaphthylene	--	µg/L	ND	ND	ND	ND	ND	ND	ND	ND	ND	ND
Anthracene	50	µg/L	ND	ND	ND	ND	ND	ND	ND	ND	ND	ND
Benzo(a)anthracene	0.002	µg/L	ND	ND	ND	ND	ND	ND	ND	ND	ND	ND
Benzo(a)pyrene	ND	µg/L	ND	ND	ND	ND	ND	ND	ND	ND	ND	ND
Benzo(b)fluoranthene	0.002	µg/L	ND	ND	ND	ND	ND	ND	ND	ND	ND	ND
Benzo(g,h,i)perylene	--	µg/L	ND	ND	ND	ND	ND	ND	ND	ND	ND	ND
Benzo(k)fluoranthene	0.002	µg/L	ND	ND	ND	ND	ND	ND	ND	ND	ND	ND
Chrysene	0.002	µg/L	ND	ND	ND	ND	ND	ND	ND	ND	ND	ND
Dibenz(a,h)anthracene	--	µg/L	ND	ND	ND	ND	ND	ND	ND	ND	ND	ND
Fluoranthene	50	µg/L	ND	ND	ND	ND	ND	ND	ND	ND	ND	ND
Fluorene	50	µg/L	ND	ND	ND	ND	ND	ND	ND	ND	ND	ND
Indeno(1,2,3-cd)pyrene	0.002	µg/L	ND	ND	ND	ND	ND	ND	ND	ND	ND	ND
Naphthalene	10	µg/L	ND	4.3 J	2.4 J	ND	ND	1.3	1.1	0.50	ND	ND
Phenanthrene	50	µg/L	ND	ND	ND	ND	ND	ND	ND	ND	ND	ND
Pyrene	50	µg/L	ND	ND	ND	ND	ND	ND	ND	ND	ND	ND
Inorganics												
Cyanide, Total	200	µg/L	98	90	127 J	61	50	70	43	52	40	25

**Notes:**

Results are presented in units of micrograms per liter (µg/L).

E = Results exceeded calibration range

D = Compound quantitated using a secondary dilution

J = Analyte was detected at a concentration less than the laboratory reporting limit

ND (-#) = Not detected above laboratory reporting limit. # represents the laboratory reporting limit.

**Bolded** = values indicate exceedance of the NYSDEC AWQS



**Table 2**  
**Groundwater Analytical Data**  
MW-3R

	NYSDEC TOGS 1.1.1 Guidance Values	Units	10/15/08	09/08/10	06/23/13	12/14/15	08/11/20	06/28/23	06/13/24
<b>BTEX</b>			ND	ND	ND	ND	ND	ND	ND
Benzene	1	µg/L	ND	ND	ND	ND	ND	ND	ND
Ethylbenzene	5	µg/L	ND	ND	ND	ND	ND	ND	ND
Toluene	5	µg/L	ND	ND	ND	ND	ND	ND	ND
Total Xylenes	5	µg/L	ND	ND	ND	ND	ND	ND	ND
<b>SVOCs</b>			ND	ND	ND	ND	1.1	1.91	2.1
Acenaphthene	20	µg/L	ND	ND	ND	ND	ND	ND	ND
Acenaphthylene	--	µg/L	ND	ND	ND	ND	ND	ND	ND
Anthracene	50	µg/L	ND	ND	ND	ND	ND	ND	ND
Benzo(a)anthracene	0.002	µg/L	ND	ND	ND	ND	ND	<b>0.11</b>	ND
Benzo(a)pyrene	ND	µg/L	ND	ND	ND	ND	ND	<b>0.17</b>	ND
Benzo(b)fluoranthene	0.002	µg/L	ND	ND	ND	ND	ND	<b>0.33</b>	ND
Benzo(g,h,i)perylene	--	µg/L	ND	ND	ND	ND	ND	0.16	ND
Benzo(k)fluoranthene	0.002	µg/L	ND	ND	ND	ND	ND	<b>0.27</b>	ND
Chrysene	0.002	µg/L	ND	ND	ND	ND	ND	<b>0.15</b>	ND
Dibenz(a,h)anthracene	--	µg/L	ND	ND	ND	ND	ND	ND	ND
Fluoranthene	50	µg/L	ND	ND	ND	ND	ND	0.25	ND
Fluorene	50	µg/L	ND	ND	ND	ND	ND	ND	ND
Indeno(1,2,3-cd)pyrene	0.002	µg/L	ND	ND	ND	ND	ND	<b>0.12</b>	ND
Naphthalene	10	µg/L	ND	ND	ND	ND	1.1	0.15	2.1 J
Phenanthrene	50	µg/L	ND	ND	ND	ND	ND	ND	ND
Pyrene	50	µg/L	ND	ND	ND	ND	ND	0.20	ND
<b>Inorganics</b>									
Cyanide, Total	200	µg/L	2.5 J	ND	5.2 J	5.5 J	ND	140	ND

**Notes:**

- Results are presented in units of micrograms per liter (µg/L).
- E = Results exceeded calibration range
- D = Compound quantitated using a secondary dilution
- J = Analyte was detected at a concentration less than the laboratory reporting limit
- ND (<#) = Not detected above laboratory reporting limit. # represents the laboratory reporting limit.
- Bolded** = values indicate exceedance of the NYSDEC AWQS



**Table 2**  
**Groundwater Analytical Data**  
MW-4R

	NYSDEC TOGS 1.1.1 Guidance Values	Units	10/16/08	09/07/10	06/26/13	12/14/15	08/11/20	06/23/21	06/08/22	06/28/23	06/13/24
<b>BTEX</b>			2,239	769	23.8	7.2 J	2.1	57.0	87.8	1.7	ND
Benzene	1	µg/L	<b>1,200</b>	<b>670 D</b>	<b>22</b>	<b>7.2 J</b>	<b>2.1</b>	<b>55.5</b>	<b>79.8</b>	<b>1.7</b>	ND
Ethylbenzene	5	µg/L	<b>510</b>	<b>51</b>	1.8	ND	ND	1.5	4.5	ND	ND
Toluene	5	µg/L	<b>49</b>	<b>6.6</b>	ND	ND	ND	ND	ND	ND	ND
Total Xylenes	5	µg/L	<b>480</b>	<b>41</b>	ND	ND	ND	ND	3.5	3.5	ND
<b>SVOCs</b>			443 J	16.89 J	ND	ND	1.14	2.3	1.9	0.15	ND
Acenaphthene	20	µg/L	4.3 J	ND	ND	ND	ND	ND	ND	ND	ND
Acenaphthylene	--	µg/L	ND	ND	ND	ND	ND	ND	ND	ND	ND
Anthracene	50	µg/L	ND	ND	ND	ND	ND	ND	ND	ND	ND
Benzo(a)anthracene	0.002	µg/L	ND	ND	ND	ND	ND	ND	ND	ND	ND
Benzo(a)pyrene	ND	µg/L	ND	ND	ND	ND	ND	ND	ND	ND	ND
Benzo(b)fluoranthene	0.002	µg/L	ND	ND	ND	ND	ND	ND	ND	ND	ND
Benzo(g,h,i)perylene	--	µg/L	ND	ND	ND	ND	ND	ND	ND	ND	ND
Benzo(k)fluoranthene	0.002	µg/L	ND	ND	ND	ND	ND	ND	ND	ND	ND
Chrysene	0.002	µg/L	ND	ND	ND	ND	ND	ND	ND	ND	ND
Dibenz(a,h)anthracene	--	µg/L	ND	ND	ND	ND	ND	ND	ND	ND	ND
Fluoranthene	50	µg/L	ND	ND	ND	ND	ND	ND	ND	ND	ND
Fluorene	50	µg/L	1.3 J	ND	ND	ND	ND	ND	ND	ND	ND
Indeno(1,2,3-cd)pyrene	0.002	µg/L	ND	ND	ND	ND	ND	ND	ND	ND	ND
Naphthalene	10	µg/L	<b>430</b>	<b>16</b>	ND	ND	1.0	2.3	1.8	0.15	ND
Phenanthrene	50	µg/L	6.9 J	0.89 J	ND	ND	0.14	ND	0.12	ND	ND
Pyrene	50	µg/L	ND	ND	ND	ND	ND	ND	ND	ND	ND
<b>Inorganics</b>											
Cyanide, Total	200	µg/L	ND	ND	11	13	19	12	19	130	14

**Notes:**

Results are presented in units of micrograms per liter (µg/L).

E = Results exceeded calibration range

D = Compound quantitated using a secondary dilution

J = Analyte was detected at a concentration less than the laboratory reporting limit

ND (<#) = Not detected above laboratory reporting limit. # represents the laboratory reporting limit.

**Bolded** = values indicate exceedance of the NYSDEC AWQS



**Table 2**  
**Groundwater Analytical Data**  
MW-5R

	NYSDEC TOGS 1.1.1 Guidance Values	Units	10/15/08	09/08/10	06/23/13	12/15/15	08/11/20	06/23/21	06/08/22	06/28/23	06/13/24
<b>BTEX</b>			20,300	12,800	27,100	8,340	29,290	17,900	29,040	7,300	21,200
Benzene	1	µg/L	<b>3,800</b>	<b>4,200 D</b>	<b>6,600 D</b>	<b>3900</b>	<b>4,370</b>	<b>3,350</b>	<b>7,760</b>	<b>2,180</b>	<b>3,600</b>
Ethylbenzene	5	µg/L	<b>2,000</b>	<b>2,100 D</b>	<b>3,500 D</b>	<b>740</b>	<b>4,350</b>	<b>3,250</b>	<b>4,460</b>	<b>1,620</b>	<b>3,500</b>
Toluene	5	µg/L	<b>9,700</b>	<b>3,600 D</b>	<b>11,000 D</b>	<b>2600</b>	<b>13,200</b>	<b>6,720</b>	<b>10,400</b>	<b>1,480</b>	<b>8,500</b>
Total Xylenes	5	µg/L	<b>4,800</b>	<b>2,900 D</b>	<b>6,000 D</b>	<b>1100</b>	<b>7,370</b>	<b>4,580</b>	<b>6,420</b>	<b>2,020</b>	<b>5,600</b>
<b>SVOCs</b>			1,927 J	2,461 J	3,598 J	2,231 J	7,647	3,158	4,637	1,490	5,441
Acenaphthene	20	µg/L	<b>70 J</b>	<b>74</b>	<b>74 J</b>	<b>62 DJ</b>	<b>78.1</b>	<b>82.2</b>	<b>102</b>	<b>47.0</b>	<b>110 J</b>
Acenaphthylene	--	µg/L	69 J	26	56 J	17 J	46.3	27.1	ND	4.4	47
Anthracene	50	µg/L	11 J	4.7	5.5 J	ND	4.4	3.8	4.2	1.6	1.3 J
Benzo(a)anthracene	0.002	µg/L	ND	ND	ND	ND	ND	ND	ND	ND	ND
Benzo(a)pyrene	ND	µg/L	ND	ND	ND	ND	ND	ND	ND	ND	ND
Benzo(b)fluoranthene	0.002	µg/L	ND	ND	ND	ND	ND	ND	ND	ND	ND
Benzo(g,h,i)perylene	--	µg/L	ND	ND	ND	ND	ND	ND	ND	ND	ND
Benzo(k)fluoranthene	0.002	µg/L	ND	ND	ND	ND	ND	ND	ND	ND	ND
Chrysene	0.002	µg/L	ND	ND	ND	ND	ND	ND	ND	ND	ND
Dibenz(a,h)anthracene	--	µg/L	ND	ND	ND	ND	ND	ND	ND	ND	ND
Fluoranthene	50	µg/L	ND	1.0 J	ND	0.66 J	0.92	0.85	0.71	0.26	1.0 J
Fluorene	50	µg/L	41 J	29	32 J	21 J	29.1	27.8	ND	14.6	48
Indeno(1,2,3-cd)pyrene	0.002	µg/L	ND	ND	<b>ND</b>	ND	ND	ND	ND	ND	ND
Naphthalene	10	µg/L	<b>1,700</b>	<b>2,300 D</b>	<b>3,400 D</b>	<b>2,200 D</b>	<b>7,460</b>	<b>2,990</b>	<b>4,530</b>	<b>1,410</b>	<b>5,200</b>
Phenanthrene	50	µg/L	36 J	26	30 J	20 J	27.8	25.2	ND	11.5	33
Pyrene	50	µg/L	ND	0.71 J	ND	0.56 J	0.74	0.70	0.55	0.20	0.73 J
<b>Inorganics</b>											
Cyanide, Total	200	µg/L	98	ND	180	89	86	96	92	18	110

**Notes:**

Results are presented in units of micrograms per liter (µg/L).

E = Results exceeded calibration range

D = Compound quantitated using a secondary dilution

J = Analyte was detected at a concentration less than the laboratory reporting limit

ND (<#) = Not detected above laboratory reporting limit. # represents the laboratory reporting limit.

**Bolded** = values indicate exceedance of the NYSDEC AWQS



**Table 2**  
**Groundwater Analytical Data**  
MW-6R

	NYSDEC TOGS 1.1.1 Guidance Values	Units	10/16/08	09/08/10	06/25/13	12/15/15	08/11/20	06/23/21	06/08/22	06/28/23	06/13/24
<b>BTEX</b>			ND	ND	0.52 J	ND	ND	ND	ND	ND	ND
Benzene	1	µg/L	ND	ND	ND	ND	ND	ND	ND	ND	ND
Ethylbenzene	5	µg/L	ND	ND	ND	ND	ND	ND	ND	ND	ND
Toluene	5	µg/L	ND	ND	0.52 J	ND	ND	ND	ND	ND	ND
Total Xylenes	5	µg/L	ND	ND	ND	ND	ND	ND	ND	ND	ND
<b>SVOCs</b>			ND	ND	ND	ND	8.58	3.4	1.7	5.12	ND
Acenaphthene	20	µg/L	ND	ND	ND	ND	0.20	ND	ND	ND	ND
Acenaphthylene	--	µg/L	ND	ND	ND	ND	0.12	ND	ND	ND	ND
Anthracene	50	µg/L	ND	ND	ND	ND	0.28	ND	ND	ND	ND
Benzo(a)anthracene	0.002	µg/L	ND	ND	ND	ND	ND	ND	ND	<b>0.22</b>	ND
Benzo(a)pyrene	ND	µg/L	ND	ND	ND	ND	ND	ND	ND	<b>0.43</b>	ND
Benzo(b)fluoranthene	0.002	µg/L	ND	ND	ND	ND	<b>0.14</b>	ND	ND	<b>0.80</b>	ND
Benzo(g,h,i)perylene	--	µg/L	ND	ND	ND	ND	ND	ND	ND	0.53	ND
Benzo(k)fluoranthene	0.002	µg/L	ND	ND	ND	ND	ND	ND	ND	<b>0.65</b>	ND
Chrysene	0.002	µg/L	ND	ND	ND	ND	<b>0.19</b>	ND	ND	0.33	ND
Dibenz(a,h)anthracene	--	µg/L	ND	ND	ND	ND	ND	ND	ND	ND	ND
Fluoranthene	50	µg/L	ND	ND	ND	ND	0.38	ND	ND	0.55	ND
Fluorene	50	µg/L	ND	ND	ND	ND	0.59	ND	ND	ND	ND
Indeno(1,2,3-cd)pyrene	0.002	µg/L	ND	ND	ND	ND	ND	ND	ND	<b>0.35</b>	ND
Naphthalene	10	µg/L	ND	ND	ND	ND	3.7	3.4	1.7	0.62	ND
Phenanthrene	50	µg/L	ND	ND	ND	ND	2.4	ND	ND	0.13	ND
Pyrene	50	µg/L	ND	ND	ND	ND	0.58	ND	ND	0.51	ND
<b>Inorganics</b>											
Cyanide, Total	200	µg/L	ND	ND	ND	ND	ND	ND	10	11	ND

**Notes:**

Results are presented in units of micrograms per liter (µg/L).

E = Results exceeded calibration range

D = Compound quantitated using a secondary dilution

J = Analyte was detected at a concentration less than the laboratory reporting limit

ND (<#) = Not detected above laboratory reporting limit. # represents the laboratory reporting limit.

**Bolded** = values indicate exceedance of the NYSDEC AWQS



Table 2

Groundwater Analytical Data  
MW-7R

	NYSDEC TOGS 1.1.1 Guidance Values	Units	10/16/08	09/07/10	06/25/13	12/15/15	08/11/20	06/23/21	06/08/22	06/28/23	06/13/24
<b>BTEX</b>			ND	ND	ND	ND	ND	ND	ND	ND	ND
Benzene	1	µg/L	ND	ND	ND	ND	ND	ND	ND	ND	ND
Ethylbenzene	5	µg/L	ND	ND	ND	ND	ND	ND	ND	ND	ND
Toluene	5	µg/L	ND	ND	ND	ND	ND	ND	ND	ND	ND
Total Xylenes	5	µg/L	ND	ND	ND	ND	ND	ND	ND	ND	ND
<b>SVOCs</b>			ND	ND	ND	ND	2.4	1.0	0.97	0.24	ND
Acenaphthene	20	µg/L	ND	ND	ND	ND	ND	ND	ND	ND	ND
Acenaphthylene	--	µg/L	ND	ND	ND	ND	ND	ND	ND	ND	ND
Anthracene	50	µg/L	ND	ND	ND	ND	ND	ND	ND	ND	ND
Benzo(a)anthracene	0.002	µg/L	ND	ND	ND	ND	ND	ND	ND	ND	ND
Benzo(a)pyrene	ND	µg/L	ND	ND	ND	ND	ND	ND	ND	ND	ND
Benzo(b)fluoranthene	0.002	µg/L	ND	ND	ND	ND	ND	ND	ND	ND	ND
Benzo(g,h,i)perylene	--	µg/L	ND	ND	ND	ND	ND	ND	ND	ND	ND
Benzo(k)fluoranthene	0.002	µg/L	ND	ND	ND	ND	ND	ND	ND	ND	ND
Chrysene	0.002	µg/L	ND	ND	ND	ND	ND	ND	ND	ND	ND
Dibenz(a,h)anthracene	--	µg/L	ND	ND	ND	ND	ND	ND	ND	ND	ND
Fluoranthene	50	µg/L	ND	ND	ND	ND	ND	ND	ND	ND	ND
Fluorene	50	µg/L	ND	ND	ND	ND	ND	ND	ND	ND	ND
Indeno(1,2,3-cd)pyrene	0.002	µg/L	ND	ND	ND	ND	ND	ND	ND	ND	ND
Naphthalene	10	µg/L	ND	ND	ND	ND	2.4	1.0	0.97	0.24	ND
Phenanthrene	50	µg/L	ND	ND	ND	ND	ND	ND	ND	ND	ND
Pyrene	50	µg/L	ND	ND	ND	ND	ND	ND	ND	ND	ND
<b>Inorganics</b>											
Cyanide, Total	200	µg/l	3.1 J	ND	ND	30	ND	ND	12	ND	6.9 J

Notes:

Results are presented in units of micrograms per liter (µg/L).

E = Results exceeded calibration range

D = Compound quantitated using a secondary dilution

J = Analyte was detected at a concentration less than the laboratory reporting limit

ND (<#) = Not detected above laboratory reporting limit. # represents the laboratory reporting limit.

**Bolded** = values indicate exceedance of the NYSDEC AWQS



## **Appendix A – Field Inspection Reports**

---

## Site Management Plan Inspection Form

**Anthony Street**

**Former MGP Site**

**Watertown, New York**

Date: 12/20/2024

Time: 13:30

Technician: KL

Weather: Snow 23

### General Site Wide Conditions

Any signs of ground-intrusive activities?	YES	NO	COMMENTS:	
Any soil disturbance regardless of quantity/extent?	YES	NO	COMMENTS:	
Any surface erosion?	YES	NO	COMMENTS:	
Any settlement?	YES	NO	COMMENTS:	
Bare or sparsely-vegetated areas?	YES	NO	COMMENTS:	
Excessive cracking or missing pavement?	YES	NO	COMMENTS:	
Any other conditions affecting the thickness or the integrity of the soil cover system?	YES	NO	COMMENTS:	
Any repairs, maintenance or corrective actions since the last inspection?	YES	NO	COMMENTS:	
Have the front lawns been mowed?	YES	NO	COMMENTS:	
Condition of the asphalt pavement	GOOD	FAIR	POOR	COMMENTS:
Condition of the front sidewalks?	GOOD	FAIR	POOR	COMMENTS:
Condition of the building foundations?	GOOD	FAIR	POOR	COMMENTS:
Are the requirements of the SMP being met?	YES	NO	COMMENTS:	
Are there any needed changes?	YES	NO	COMMENTS:	
Are the site records complete and up to date?	YES	NO	COMMENTS:	

### Site Monitoring Wells

Well ID.	Location Secure	
<b>MW-1</b>	YES	NO
<b>MW-2</b>	YES	NO
<b>MW-3</b>	YES	NO
<b>MW-3R</b>	YES	NO
<b>MW-4R</b>	YES	NO
<b>MW-5R</b>	YES	NO
<b>MW-6R</b>	YES	NO
<b>MW-7R</b>	YES	NO

**General Comments:**

Building Owner Dan Queri 315-430-5407

## Site Management Plan Inspection Form

**Anthony Street**

**Former MGP Site**

**Watertown, New York**

Date: 9/12/2024

Time: 12:30

Technician: KL

Weather: Sunny 71

### General Site Wide Conditions

Any signs of ground-intrusive activities?	YES	NO	COMMENTS:	
Any soil disturbance regardless of quantity/extent?	YES	NO	COMMENTS:	
Any surface erosion?	YES	NO	COMMENTS:	
Any settlement?	YES	NO	COMMENTS:	
Bare or sparsely-vegetated areas?	YES	NO	COMMENTS:	
Excessive cracking or missing pavement?	YES	NO	COMMENTS:	
Any other conditions affecting the thickness or the integrity of the soil cover system?	YES	NO	COMMENTS:	
Any repairs, maintenance or corrective actions since the last inspection?	YES	NO	COMMENTS:	
Have the front lawns been mowed?	YES	NO	COMMENTS:	
Condition of the asphalt pavement	GOOD	FAIR	POOR	COMMENTS:
Condition of the front sidewalks?	GOOD	FAIR	POOR	COMMENTS:
Condition of the building foundations?	GOOD	FAIR	POOR	COMMENTS:
Are the requirements of the SMP being met?	YES	NO	COMMENTS:	
Are there any needed changes?	YES	NO	COMMENTS:	
Are the site records complete and up to date?	YES	NO	COMMENTS:	

### Site Monitoring Wells

Well ID.	Location Secure	
<b>MW-1</b>	YES	NO
<b>MW-2</b>	YES	NO
<b>MW-3</b>	YES	NO
<b>MW-3R</b>	YES	NO
<b>MW-4R</b>	YES	NO
<b>MW-5R</b>	YES	NO
<b>MW-6R</b>	YES	NO
<b>MW-7R</b>	YES	NO

**General Comments:**

Building Owner Dan Queri 315-430-5407

## Site Management Plan Inspection Form

**Anthony Street**

**Former MGP Site**

**Watertown, New York**

Date: 6/13/2024

Technician: Kevin Leo

Time: 07:30

Weather: PC 72

<b>General Site Wide Conditions</b>		
Any signs of ground-intrusive activities?	No	COMMENTS:
Any soil disturbance regardless of quantity/extent?	No	COMMENTS:
Any surface erosion?	No	COMMENTS:
Any settlement?	No	COMMENTS:
Bare or sparsely-vegetated areas?	No	COMMENTS:
Excessive cracking or missing pavement?	No	COMMENTS:
Any other conditions affecting the thickness or the integrity of the soil cover system?	No	COMMENTS:
Any repairs, maintenance or corrective actions since the last inspection?	No	COMMENTS:
Have the front lawns been mowed?	Yes	COMMENTS:
Condition of the asphalt pavement	Good	COMMENTS:
Condition of the front sidewalks?	Good	COMMENTS:
Condition of the building foundations?	Good	COMMENTS:
Are the requirements of the SMP being met?	Yes	COMMENTS:
Are there any needed changes?	No	COMMENTS:
Are the site records complete and up to date?	Yes	COMMENTS:

<b>Site Monitoring Wells</b>	
<b>Well ID.</b>	<b>Location Secure</b>
<b>MW-1</b>	Yes
<b>MW-2</b>	Yes
<b>MW-3</b>	Yes
<b>MW-3R</b>	Yes
<b>MW-4R</b>	Yes
<b>MW-5R</b>	Yes
<b>MW-6R</b>	Yes
<b>MW-7R</b>	Yes

**General Comments:**

**Site Management Plan Inspection Form**

**Anthony Street**

**Former MGP Site**

**Watertown, New York**

Date: 3/21/2024

Technician: Kevin Leo

Time: 20:00

Weather: Cloudy 19

**General Site Wide Conditions**

Any signs of ground-intrusive activities?	No	COMMENTS:
Any soil disturbance regardless of quantity/extent?	No	COMMENTS:
Any surface erosion?	No	COMMENTS:
Any settlement?	No	COMMENTS:
Bare or sparsely-vegetated areas?	No	COMMENTS:
Excessive cracking or missing pavement?	No	COMMENTS:
Any other conditions affecting the thickness or the integrity of the soil cover system?	No	COMMENTS:
Any repairs, maintenance or corrective actions since the last inspection?	No	COMMENTS:
Have the front lawns been mowed?	No	COMMENTS:
Condition of the asphalt pavement	Good	COMMENTS:
Condition of the front sidewalks?	Good	COMMENTS:
Condition of the building foundations?	Good	COMMENTS:
Are the requirements of the SMP being met?	Yes	COMMENTS:
Are there any needed changes?	No	COMMENTS:
Are the site records complete and up to date?	Yes	COMMENTS:

**Site Monitoring Wells**

<b>Well ID.</b>	<b>Location Secure</b>
<b>MW-1</b>	Yes
<b>MW-2</b>	Yes
<b>MW-3</b>	Yes
<b>MW-3R</b>	Yes
<b>MW-4R</b>	Yes
<b>MW-5R</b>	Yes
<b>MW-6R</b>	Yes
<b>MW-7R</b>	Yes

**General Comments:**



Site Conditions on March 21, 2024



Site Conditions on June 13, 2024



Site Conditions on December 20, 2024



## Appendix B – Well Sampling Field Data

---

Well ID	Sample?	Well Size	DTW	DTP	DTB	Comments
MW-1	Yes	2"	7.43		7.85	
MW-2	Yes	2"	5.87		7.30	
MW-3	Yes	2"	5.56		5.76	historically dry
MW-3R	Yes	2"	22.84		23.30	
MW-4R	Yes	2"	22.38		44.80	MS/MSD
MW-5R	Yes	2"	22.11		44.45	Field Duplicate
MW-6R	Yes	2"	22.57		45.00	
MW-7R	Yes	2"	21.47		45.05	

**DTW** -depth to water

**DTP** -depth to product

**DTB** -depth to bottom



Sampling Personnel: KL  
 Job Number: 0603400-136010-221  
 Well Id. MW-2

Date: 6/13/2024  
 Weather: PC 72  
 Time In: 840 Time Out: 925

Well Information				
			TOC	Other
Depth to Water:	(feet)	5.87		
Depth to Bottom:	(feet)	7.30		
Depth to Product:	(feet)	NP		
Length of Water Column:	(feet)	1.43		
Volume of Water in Well:	(gal)	0.228		
Three Well Volumes:	(gal)	0.686		

Well Type: Flushmount  Stick-Up

Well Locked: Yes  No

Measuring Point Marked: Yes  No

Well Material: PVC  SS  Other: \_\_\_\_\_

Well Diameter: 1"  2"  Other: \_\_\_\_\_

Comments: \_\_\_\_\_

Purging Information				Conversion Factors				
Purging Method:		Bailer <input type="checkbox"/>	Peristaltic <input checked="" type="checkbox"/>	Grundfos Pump <input type="checkbox"/>	1" ID	2" ID	4" ID	6" ID
Tubing/Bailer Material:		Teflon <input type="checkbox"/>	Stainless St. <input type="checkbox"/>	Polyethylene <input checked="" type="checkbox"/>	of			
Sampling Method:		Bailer <input type="checkbox"/>	Peristaltic <input checked="" type="checkbox"/>	Grundfos Pump <input type="checkbox"/>	water	0.04	0.16	0.66
Average Pumping Rate:	(ml/min)	200			1 gallon=3.785L=3785mL=1337cu. feet			
Duration of Pumping:	(min)	30						
Total Volume Removed:	(gal)	2		Did well go dry? Yes <input type="checkbox"/> No <input checked="" type="checkbox"/>				
Horiba U-52 Water Quality Meter Used?		Yes <input checked="" type="checkbox"/> No <input type="checkbox"/>						

Time	DTW (feet)	Temp (°C)	pH	ORP (mV)	Conductivity (mS/cm)	Turbidity (NTU)	DO (mg/L)	TDS (g/L)
850	6.58	16.41	6.71	73	0.594	24.3	7.93	0.391
855	6.86	16.79	6.98	63	0.595	10.6	1.59	0.38
900	6.9	16.82	7	84	0.594	8.5	2.75	0.376
905	6.94	17.09	7.1	106	0.583	6.7	3.86	0.374
910	7.09	17.29	7.13	117	0.58	4.2	4.88	0.371
915								
920								

Sampling Information:			
EPA SW-846 Method 8270	SVOC PAH's	2- 250 ml ambers	Yes <input checked="" type="checkbox"/> No <input type="checkbox"/>
EPA SW-846 Method 8260	VOC's BTEX	3 - 40 ml vials	Yes <input checked="" type="checkbox"/> No <input type="checkbox"/>
EPA SW-846 Method 9012	Total Cyanide	1 - 125 ml plastic	Yes <input checked="" type="checkbox"/> No <input type="checkbox"/>
Sample ID: <u>MW-2</u>	Duplicate? Yes <input type="checkbox"/> No <input checked="" type="checkbox"/>	Shipped: Syracuse Service Center <input checked="" type="checkbox"/>	
Sample Time: <u>920</u>	MS/MSD? Yes <input type="checkbox"/> No <input checked="" type="checkbox"/>	Fed-Ex <input type="checkbox"/> Courier <input type="checkbox"/>	
Comments/Notes: <u>early sample lack of water</u>		Laboratory: Eurofins	
		Amherst, NY	



Sampling Personnel: PL  
 Job Number: 0603400-136010-221  
 Well Id. MW-3R

Date: 6/13/2024  
 Weather: PC 72  
 Time In: 900 Time Out: 940

Well Information				
		TOC	Other	
Depth to Water:	(feet)	22.84		
Depth to Bottom:	(feet)	23.30		
Depth to Product:	(feet)	np		
Length of Water Column:	(feet)	0.46		
Volume of Water in Well:	(gal)	0.073		
Three Well Volumes:	(gal)	0.22		

Well Type: Flushmount  Stick-Up

Well Locked: Yes  No

Measuring Point Marked: Yes  No

Well Material: PVC  SS  Other: \_\_\_\_\_

Well Diameter: 1"  2"  Other: \_\_\_\_\_

Comments: \_\_\_\_\_

Purging Information				Conversion Factors				
Purging Method:	Bailer <input type="checkbox"/>	Peristaltic <input checked="" type="checkbox"/>	Grundfos Pump <input type="checkbox"/>	gal/ft.	1" ID	2" ID	4" ID	6" ID
Tubing/Bailer Material:	Teflon <input type="checkbox"/>	Stainless St. <input type="checkbox"/>	Polyethylene <input checked="" type="checkbox"/>	of				
Sampling Method:	Bailer <input type="checkbox"/>	Peristaltic <input checked="" type="checkbox"/>	Grundfos Pump <input type="checkbox"/>	water	0.04	0.16	0.66	1.47
Average Pumping Rate:	(ml/min)	200		1 gallon=3.785L=3785mL=1337cu. feet				
Duration of Pumping:	(min)	30						
Total Volume Removed:	(gal)	2	Did well go dry? Yes <input type="checkbox"/> No <input checked="" type="checkbox"/>					
Horiba U-52 Water Quality Meter Used?	Yes <input checked="" type="checkbox"/> No <input type="checkbox"/>							

Time	DTW (feet)	Temp (°C)	pH	ORP (mV)	Conductivity (mS/cm)	Turbidity (NTU)	DO (mg/L)	TDS (g/L)
905	22.85	16.58	7.77	87	2.22	285	7.47	1.42
910	22.86	16.64	7.66	117	2.18	140	7.54	1.4
915	22.86	16.71	7.65	126	2.18	36.2	7.56	1.4
920	22.86	16.72	7.65	133	2.17	18.4	7.61	1.39
925	22.86	16.87	7.63	137	2.18	13.2	7.51	1.39
930	22.86	16.76	7.64	140	2.18	0	7.51	1.39
935	22.86	16.75	7.64	143	2.18	0	7.66	1.39

Sampling Information:			
EPA SW-846 Method 8270	SVOC PAH's	2- 250 ml ambers	Yes <input checked="" type="checkbox"/> No <input type="checkbox"/>
EPA SW-846 Method 8260	VOC's BTEX	3 - 40 ml vials	Yes <input checked="" type="checkbox"/> No <input type="checkbox"/>
EPA SW-846 Method 9012	Total Cyanide	1 - 125 ml plastic	Yes <input checked="" type="checkbox"/> No <input type="checkbox"/>
Sample ID: <u>MW-3R</u>	Duplicate? Yes <input type="checkbox"/> No <input checked="" type="checkbox"/>	Shipped: Syracuse Service Center <input checked="" type="checkbox"/>	
Sample Time: <u>935</u>	MS/MSD? Yes <input type="checkbox"/> No <input checked="" type="checkbox"/>	Fed-Ex <input type="checkbox"/> Courier <input type="checkbox"/>	
Comments/Notes: _____		Laboratory: Eurofins	
		Amherst, NY	

Sampling Personnel: KL  
 Job Number: 0603400-136010-221  
 Well Id. MW-4R

Date: 6/13/2024  
 Weather: Sunny 78  
 Time In: 950 Time Out: 1030

Well Information				
		TOC	Other	
Depth to Water:	(feet)	22.38		Well Type: Flushmount <input checked="" type="checkbox"/> Stick-Up <input type="checkbox"/> Well Locked: Yes <input checked="" type="checkbox"/> No <input type="checkbox"/> Measuring Point Marked: Yes <input checked="" type="checkbox"/> No <input type="checkbox"/> Well Material: PVC <input checked="" type="checkbox"/> SS <input type="checkbox"/> Other: _____ Well Diameter: 1" <input type="checkbox"/> 2" <input checked="" type="checkbox"/> Other: _____ Comments: _____
Depth to Bottom:	(feet)	44.80		
Depth to Product:	(feet)	NP		
Length of Water Column:	(feet)	22.42		
Volume of Water in Well:	(gal)	3.58		
Three Well Volumes:	(gal)	10.76		

Purging Information				Conversion Factors				
Purging Method:	Bailer <input type="checkbox"/>	Peristaltic <input checked="" type="checkbox"/>	Grundfos Pump <input type="checkbox"/>	gal/ft.	1" ID	2" ID	4" ID	6" ID
Tubing/Bailer Material:	Teflon <input type="checkbox"/>	Stainless St. <input type="checkbox"/>	Polyethylene <input checked="" type="checkbox"/>	of				
Sampling Method:	Bailer <input type="checkbox"/>	Peristaltic <input checked="" type="checkbox"/>	Grundfos Pump <input type="checkbox"/>	water	0.04	0.16	0.66	1.47
Average Pumping Rate:	(ml/min)	200		1 gallon=3.785L=3785mL=1337cu. feet				
Duration of Pumping:	(min)	30						
Total Volume Removed:	(gal)	2	Did well go dry? Yes <input type="checkbox"/> No <input checked="" type="checkbox"/>					
Horiba U-52 Water Quality Meter Used?		Yes <input checked="" type="checkbox"/> No <input type="checkbox"/>						

Time	DTW (feet)	Temp (°C)	pH	ORP (mV)	Conductivity (mS/cm)	Turbidity (NTU)	DO (mg/L)	TDS (g/L)
955	22.8	18.12	6.95	-97	2.47	22.6	1.03	1.6
1000	23.55	16.44	7.22	-158	2.76	12.7	0.49	1.77
1005	24.26	16.03	7.28	-171	2.77	9	0.4	1.77
1010	24.57	15.98	7.29	-172	2.73	6.5	0.37	1.74
1015	25.5	15.94	7.17	-169	2.41	4.9	0.35	1.54
1020	26.22	16.03	7.11	-159	2	4.4	0.38	1.28
1025	26.92	16	7.07	-152	1.94	6.2	0.38	1.24

Sampling Information:			
EPA SW-846 Method 8270	SVOC PAH's	6 - 250 ml ambers	Yes <input checked="" type="checkbox"/> No <input type="checkbox"/>
EPA SW-846 Method 8260	VOC's BTEX	9 - 40 ml vials	Yes <input checked="" type="checkbox"/> No <input type="checkbox"/>
EPA SW-846 Method 9012	Total Cyanide	3 - 125 ml plastic	Yes <input checked="" type="checkbox"/> No <input type="checkbox"/>
<b>MW-4R-MS</b>	<b>MW-4R-MSD</b>		
Sample ID: <u>MW-4R</u>	Duplicate? Yes <input type="checkbox"/> No <input checked="" type="checkbox"/>	Shipped: Syracuse Service Center <input checked="" type="checkbox"/>	
Sample Time: <u>1025</u>	MS/MSD? Yes <input checked="" type="checkbox"/> No <input type="checkbox"/>	Fed-Ex <input type="checkbox"/> Courier <input type="checkbox"/>	
Comments/Notes: _____		Laboratory: Eurofins	
		Amherst, NY	

Sampling Personnel: PL  
 Job Number: 0603400-136010-221  
 Well Id. MW-5R

Date: 6/13/2024  
 Weather: sunny 80  
 Time In: 1038 Time Out: 1120

Well Information				
		TOC	Other	
Depth to Water:	(feet)	22.11		
Depth to Bottom:	(feet)	44.45		
Depth to Product:	(feet)	NP		
Length of Water Column:	(feet)	22.34		
Volume of Water in Well:	(gal)	3.57		
Three Well Volumes:	(gal)	10.72		

Well Type: Flushmount  Stick-Up

Well Locked: Yes  No

Measuring Point Marked: Yes  No

Well Material: PVC  SS  Other: \_\_\_\_\_

Well Diameter: 1"  2"  Other: \_\_\_\_\_

Comments: \_\_\_\_\_

Purging Information				Conversion Factors				
Purging Method:	Bailer <input type="checkbox"/>	Peristaltic <input checked="" type="checkbox"/>	Grundfos Pump <input type="checkbox"/>	gal/ft.	1" ID	2" ID	4" ID	6" ID
Tubing/Bailer Material:	Teflon <input type="checkbox"/>	Stainless St. <input type="checkbox"/>	Polyethylene <input checked="" type="checkbox"/>	of				
Sampling Method:	Bailer <input type="checkbox"/>	Peristaltic <input checked="" type="checkbox"/>	Grundfos Pump <input type="checkbox"/>	water	0.04	0.16	0.66	1.47
Average Pumping Rate:	(ml/min)	200		1 gallon=3.785L=3785mL=1337cu. feet				
Duration of Pumping:	(min)	30						
Total Volume Removed:	(gal)	2	Did well go dry? Yes <input type="checkbox"/> No <input checked="" type="checkbox"/>					
Horiba U-52 Water Quality Meter Used?	Yes <input checked="" type="checkbox"/> No <input type="checkbox"/>							

Time	DTW (feet)	Temp (°C)	pH	ORP (mV)	Conductivity (mS/cm)	Turbidity (NTU)	DO (mg/L)	TDS (g/L)
1045	22.55	15.35	7.38	-135	1.19	0.6	1.6	0.76
1050	22.64	14.56	4.35	-148	0.755	0	1.65	0.483
1055	22.7	14.36	7.42	-193	0.908	0	1.55	0.581
1100	22.72	14.37	7.44	-208	0.983	0	1.54	0.629
1105	22.77	14.35	7.46	-222	1.05	0	1.45	0.675
1110	22.8	14.23	7.46	-228	1.08	0	1.4	0.694
1115	22.8	14.3	7.46	-233	1.12	0	1.42	0.715

Sampling Information:			
EPA SW-846 Method 8270	SVOC PAH's	4- 250 ml ambers	Yes <input checked="" type="checkbox"/> No <input type="checkbox"/>
EPA SW-846 Method 8260	VOC's BTEX	6 - 40 ml vials	Yes <input checked="" type="checkbox"/> No <input type="checkbox"/>
EPA SW-846 Method 9012	Total Cyanide	12 - 125 ml plastic	Yes <input checked="" type="checkbox"/> No <input type="checkbox"/>
<b>Field Duplicate</b>			
Sample ID: <u>MW-5R</u>	Duplicate? Yes <input checked="" type="checkbox"/> No <input type="checkbox"/>	Shipped: Syracuse Service Center <input checked="" type="checkbox"/>	
Sample Time: <u>1151</u>	MS/MSD? Yes <input type="checkbox"/> No <input checked="" type="checkbox"/>	Fed-Ex <input type="checkbox"/> Courier <input type="checkbox"/>	
Comments/Notes: _____		Laboratory: Eurofins Amherst, NY	

Sampling Personnel: PL  
 Job Number: 0603400-136010-221  
 Well Id. **MW-6R**

Date: 6/13/2024  
 Weather: sunny 78  
 Time In: 950 Time Out: 1030

Well Information			TOC	Other
Depth to Water:	(feet)	22.57		
Depth to Bottom:	(feet)	45.00		
Depth to Product:	(feet)	NP		
Length of Water Column:	(feet)	22.43		
Volume of Water in Well:	(gal)	3.58		
Three Well Volumes:	(gal)	10.76		

Well Type: Flushmount  Stick-Up

Well Locked: Yes  No

Measuring Point Marked: Yes  No

Well Material: PVC  SS  Other: \_\_\_\_\_

Well Diameter: 1"  2"  Other: \_\_\_\_\_

Comments: \_\_\_\_\_

Purging Information			
Purging Method:	Bailer <input type="checkbox"/>	Peristaltic <input checked="" type="checkbox"/>	Grundfos Pump <input type="checkbox"/>
Tubing/Bailer Material:	Teflon <input type="checkbox"/>	Stainless St. <input type="checkbox"/>	Polyethylene <input checked="" type="checkbox"/>
Sampling Method:	Bailer <input type="checkbox"/>	Peristaltic <input checked="" type="checkbox"/>	Grundfos Pump <input type="checkbox"/>
Average Pumping Rate:	(ml/min)	200	
Duration of Pumping:	(min)	30	
Total Volume Removed:	(gal)	2	Did well go dry? Yes <input type="checkbox"/> No <input checked="" type="checkbox"/>
Horiba U-52 Water Quality Meter Used?	Yes <input checked="" type="checkbox"/> No <input type="checkbox"/>		

Conversion Factors

gal/ft. of water	1" ID	2" ID	4" ID	6" ID
	0.04	0.16	0.66	1.47

1 gallon=3.785L=3785mL=1337cu. feet

Time	DTW (feet)	Temp (°C)	pH	ORP (mV)	Conductivity (mS/cm)	Turbidity (NTU)	DO (mg/L)	TDS (g/L)
955	22.58	16.36	7.41	-132	4.46	79.7	2.45	22.58
1000	22.58	16.18	7.398	-72	4.423	15.7	1.25	2.83
1005	22.58	15.86	7.37	-58	4.4	0.7	0.73	2.82
1010	22.59	15.95	7.36	-52	4.34	0.3	0.7	2.78
1015	22.59	16	7.34	-27	4.11	0	0.66	2.63
1020	22.59	16	7.39	52	3.46	0	1.47	2.22
1025	22.59	16.07	7.47	105	3.13	0	1.8	2

Sampling Information:			
EPA SW-846 Method 8270	SVOC PAH's	2- 250 ml ambers	Yes <input checked="" type="checkbox"/> No <input type="checkbox"/>
EPA SW-846 Method 8260	VOC's BTEX	3 - 40 ml vials	Yes <input checked="" type="checkbox"/> No <input type="checkbox"/>
EPA SW-846 Method 9012	Total Cyanide	1 - 125 ml plastic	Yes <input checked="" type="checkbox"/> No <input type="checkbox"/>
Sample ID: <b>MW-6R</b>	Duplicate? Yes <input type="checkbox"/> No <input checked="" type="checkbox"/>	Shipped: Syracuse Service Center <input checked="" type="checkbox"/>	
Sample Time: <u>1025</u>	MS/MSD? Yes <input type="checkbox"/> No <input checked="" type="checkbox"/>	Fed-Ex <input type="checkbox"/> Courier <input type="checkbox"/>	
Comments/Notes: _____		Laboratory: Eurofins Amherst, NY	

Sampling Personnel: KL  
 Job Number: 0603400-136010-221  
 Well Id. MW-7R

Date: 6/13/2024  
 Weather: Sunny 78  
 Time In: 1055 Time Out: 1140

Well Information				
		TOC	Other	
Depth to Water:	(feet)	21.47		
Depth to Bottom:	(feet)	45.05		
Depth to Product:	(feet)	NP		
Length of Water Column:	(feet)	23.58		
Volume of Water in Well:	(gal)	3.77		
Three Well Volumes:	(gal)	11.31		

Well Type: Flushmount  Stick-Up

Well Locked: Yes  No

Measuring Point Marked: Yes  No

Well Material: PVC  SS  Other: \_\_\_\_\_

Well Diameter: 1"  2"  Other: \_\_\_\_\_

Comments: \_\_\_\_\_

Purging Information				Conversion Factors				
Purging Method:	Bailer <input type="checkbox"/>	Peristaltic <input checked="" type="checkbox"/>	Grundfos Pump <input type="checkbox"/>	gal/ft.	1" ID	2" ID	4" ID	6" ID
Tubing/Bailer Material:	Teflon <input type="checkbox"/>	Stainless St. <input type="checkbox"/>	Polyethylene <input checked="" type="checkbox"/>	of				
Sampling Method:	Bailer <input type="checkbox"/>	Peristaltic <input checked="" type="checkbox"/>	Grundfos Pump <input type="checkbox"/>	water	0.04	0.16	0.66	1.47
Average Pumping Rate:	(ml/min)	200		1 gallon=3.785L=3785mL=1337cu. feet				
Duration of Pumping:	(min)	30						
Total Volume Removed:	(gal)	2	Did well go dry? Yes <input type="checkbox"/> No <input checked="" type="checkbox"/>					
Horiba U-52 Water Quality Meter Used?	Yes <input checked="" type="checkbox"/> No <input type="checkbox"/>							

Time	DTW (feet)	Temp (°C)	pH	ORP (mV)	Conductivity (mS/cm)	Turbidity (NTU)	DO (mg/L)	TDS (g/L)
1100	21.52	18.35	7.26	99	3.22	17.4	4.03	2.08
1105	21.52	17.18	7.31	108	3.44	10.6	3.76	2.21
1110	21.52	16.51	7.33	123	3.5	5.5	3.77	2.24
1115	21.52	16.57	7.34	134	3.5	6.7	3.78	2.24
1120	21.52	16.25	7.35	143	3.52	6	3.82	2.25
1125	21.52	16.17	7.36	155	3.5	5.3	3.77	2.24
1130	21.52	16.2	7.36	164	3.51	5	3.78	2.25

Sampling Information:			
EPA SW-846 Method 8270	SVOC PAH's	2- 250 ml ambers	Yes <input checked="" type="checkbox"/> No <input type="checkbox"/>
EPA SW-846 Method 8260	VOC's BTEX	3 - 40 ml vials	Yes <input checked="" type="checkbox"/> No <input type="checkbox"/>
EPA SW-846 Method 9012	Total Cyanide	1 - 125 ml plastic	Yes <input checked="" type="checkbox"/> No <input type="checkbox"/>
Sample ID: <u>MW-7R</u>	Duplicate? Yes <input type="checkbox"/> No <input checked="" type="checkbox"/>	Shipped: Syracuse Service Center <input checked="" type="checkbox"/>	
Sample Time: <u>1130</u>	MS/MSD? Yes <input type="checkbox"/> No <input checked="" type="checkbox"/>	Fed-Ex <input type="checkbox"/> Courier <input type="checkbox"/>	
Comments/Notes: _____		Laboratory: Eurofins	
		Amherst, NY	



## Appendix C – Data Usability Summary Report

---



February 17, 2025

Devin Shay  
Groundwater & Environmental Services, Syracuse  
6780 Northern Blvd., Suite 100  
East Syracuse, NY 13057

RE: Data Usability Summary Report for National Grid: Watertown, NY Site Data Package  
Eurofins Environment Testing Job No. 480-220854-1

Groundwater & Environmental Services, Inc. (GES) reviewed one data package (Laboratory Project Number 480-220854-1) from Eurofins Buffalo in Amherst, NY., for the analysis of groundwater samples collected on June 13, 2024 from monitoring wells located at the National Grid: Watertown, NY Site. Six (6) aqueous samples and a field duplicate were analyzed for volatile organic compounds (VOCs), polyaromatic hydrocarbons (PAHs), and cyanide. A trip blank was analyzed for Vos. Methodologies utilized were those of the USEPA SW846 methods 8260C/8270D/9012B, with additional QC requirements of the NYSDEC ASP.

The data were reported as part of a complete full deliverable type B data validation. This usability report is generated from review of the following:

- Laboratory Narrative Discussion
- Custody Documentation
- Holding Times
- Surrogate and Internal Standard Recoveries
- Matrix Spike Recoveries/Duplicate: (MS/MSD) Correlations
- Field Duplicate Correlations
- Laboratory Control Sample (LCS)
- Preparation/Calibration Blanks
- Calibration/Low Level Standard Responses
- Instrumental Tunes

The items listed above which show deficiencies were discussed within the text of this narrative.

All of the other items were determined to be acceptable for the DUSR level review.



In addition, method and QC criteria specified in the NYSDEC ASP were implemented. All data are considered valid and acceptable.

**Table 1. Validation Qualifiers**

Sample ID	Qualifier	Analyte	Reason for qualification
MW-4R	R	Cyanide	MS Recovery << 10%
MW-2 MW-3R MW-4R MW-7R FD	U at 0.11 ug/L U at 0.15 ug/L U at 0.15 ug/L U at 0.24 ug/L U at 0.12 ug/L	Naphthalene	Method blank detection
MW-6R	J- (detected) UJ (non-detected)	All SVOCS	

In summary, sample results were usable as reported, with qualifications and exceptions listed in Table 1.

The laboratory case narratives and sample identification summary forms are attached to this text, and should be reviewed in conjunction with this report.

#### **BTEX Volatiles by EPA 8260C/NYSDEC ASP**

Sample holding times were met and instrumental tune fragmentations were within acceptance ranges.

There were no positive detections in the blanks.

Calibration standards show acceptable responses within analytical protocol and validation action limits.

MS/MSD recoveries and associated RPDs were within criteria.

The blind field duplicate correlations for MW-5R were within project criteria of <30%.

#### **PAHs by EPA8270D/NYSDEC ASP**

Holding times were met.

Dilutions were required in the field duplicate, MW-5R, and in MW-2. Elevated reporting levels are presented.

Instrument resolution was insufficient to separate benzo(b)fluoranthene and benzo(k)fluoranthene. The analytes were reported as an isomeric pair. Where the data is positively reported, it is considered estimated.

Surrogate recovery was below laboratory control limits for 2-fluorobiphenyl and above for nitrobenzene -d5 for sample MW-5R and the field duplicate. The surrogate issue is due to high target compound presence and subsequent dilutions, and does not indicate an issue with the method efficacy. No qualifiers are required.



Instrumental tune fragmentations were within acceptance ranges. Surrogate recoveries were within analytical and validation criteria.

Blanks show no contamination.

Calibration standards show acceptable responses within analytical protocol and validation action limits.

LCS recoveries and RPDs were reported within acceptable ranges, with the exception of a high recovery of naphthalene, likely due to the same source as the method blank contamination. All naphthalene detections are qualified as estimated with a possible high bias.

MS/MSD recoveries and RPDs were reported within acceptable ranges.

The blind field duplicate correlations for MW-5R were within project criteria of <30%.

#### **Total Cyanide by 9012B/ NYSDEC ASP**

Review was conducted for method compliance, holding times, transcription, calculations, standard and blank acceptability, accuracy and precision, etc., as applicable to each procedure. All were found acceptable for the validated samples.

Calibration standard responses were compliant. Blanks show no detections above the reporting limits. The laboratory spikes and duplicates of total cyanide show acceptable recoveries and/or correlations.

The blind field duplicate correlations for MW-5R were within project criteria of <30%.

#### **Data Package Completeness**

Complete NYSDEC Category B deliverables were included in the laboratory data package, all information required for validation of the data is present.

Please do not hesitate to contact me if you have comments or questions regarding this report.

A handwritten signature in blue ink that reads 'B. Janowiak' with a long horizontal flourish extending to the right.

Bonnie Janowiak, Ph.D.  
Principal Environmental Chemist, NRCC Certified  
202 North Main Street  
Kent Square North, Suite 200  
Blacksburg, VA 24060

## VALIDATION DATA QUALIFIER DEFINITIONS

- U** The analyte was analyzed for, but was not detected above the level of the associated reported quantitation limit.
- J** The analyte was positively identified; the associated numerical value is an approximate concentration of the analyte in the sample.
- J-** The analyte was positively identified; the associated numerical value is an estimated quantity that may be biased low.
- J+** The analyte was positively identified; the associated numerical value is an estimated quantity that may be biased high.
- UJ** The analyte was analyzed for, but was not detected. The associated reported quantitation limit is approximate and may be inaccurate or imprecise.
- NJ** The detection is tentative in identification and estimated in value. Although there is presumptive evidence of the analyte, the result should be used with caution as a potential false positive and/or elevated quantitative value.
- R** The data are unusable. The sample results are rejected due to serious deficiencies in meeting Quality Control limits. The analyte may or may not be present.



# **Sample Summaries and Laboratory Case Narratives**

# Sample Summary

Client: Groundwater & Environmental Services Inc  
Project/Site:

Job ID: 480-220854-1

Lab Sample ID	Client Sample ID	Matrix	Collected	Received
480-220854-1	Trip Blank	Water	06/13/24 10:43	06/14/24 11:00
480-220854-2	MW-2	Water	06/13/24 09:00	06/14/24 11:00
480-220854-3	MW-3R	Water	06/13/24 09:35	06/14/24 11:00
480-220854-4	MW-4R	Water	06/13/24 10:25	06/14/24 11:00
480-220854-5	MW-5R	Water	06/13/24 11:15	06/14/24 11:00
480-220854-6	MW-6R	Water	06/13/24 10:25	06/14/24 11:00
480-220854-7	MW-7R	Water	06/13/24 11:30	06/14/24 11:00
480-220854-8	Field Duplicate	Water	06/13/24 00:00	06/14/24 11:00

1

2

3

4

5

6

7

8

9

10

11

12

13

14

15

# Case Narrative

Client: Groundwater & Environmental Services Inc  
Project:

Job ID: 480-220854-1

**Job ID: 480-220854-1**

**Eurofins Buffalo**

## Job Narrative 480-220854-1

Analytical test results meet all requirements of the associated regulatory program listed on the Accreditation/Certification Summary Page unless otherwise noted under the individual analysis. Data qualifiers are applied to indicate exceptions. Noncompliant quality control (QC) is further explained in narrative comments.

- Matrix QC may not be reported if insufficient sample or site-specific QC samples were not submitted. In these situations, to demonstrate precision and accuracy at a batch level, a LCS/LCSD may be performed, unless otherwise specified in the method.
- Surrogate and/or isotope dilution analyte recoveries (if applicable) which are outside of the QC window are confirmed unless attributed to a dilution or otherwise noted in the narrative.

Regulated compliance samples (e.g. SDWA, NPDES) must comply with the associated agency requirements/permits.

### Receipt

The samples were received on 6/14/2024 11:00 AM. Unless otherwise noted below, the samples arrived in good condition, and, where required, properly preserved and on ice. The temperature of the cooler at receipt time was 3.0°C.

### GC/MS VOA

Method 8260C: The following samples were diluted to bring the concentration of target analytes within the calibration range: MW-5R (480-220854-5) and Field Duplicate (480-220854-8). Elevated reporting limits (RLs) are provided.

No additional analytical or quality issues were noted, other than those described above or in the Definitions/ Glossary page.

### GC/MS Semi VOA

Method 8270D: The following sample required a dilution due to the nature of the sample matrix: Field Duplicate (480-220854-8). Because of this dilution, the surrogate spike concentration in the sample was reduced to a level where the recovery calculation does not provide useful information.

Method 8270D: The following sample was diluted due to color, appearance and viscosity: MW-2 (480-220854-2). Elevated reporting limits (RL) are provided.

Method 8270D: The following sample required a dilution due to the nature of the sample matrix: Field Duplicate (480-220854-8). Because of this dilution, the surrogate spike concentration in the sample was reduced to a level where the recovery calculation does not provide useful information.

Method 8270D: The following sample required a dilution due to the nature of the sample matrix: MW-5R (480-220854-5). Because of this dilution, the surrogate spike concentration in the sample was reduced to a level where the recovery calculation does not provide useful information.

Method 8270D: The following sample was diluted to bring the concentration of target analytes within the calibration range: Field Duplicate (480-220854-8). Elevated reporting limits (RLs) are provided.

Method 8270D: The following sample was diluted to bring the concentration of target analytes within the calibration range: MW-5R (480-220854-5). Elevated reporting limits (RLs) are provided.

No additional analytical or quality issues were noted, other than those described above or in the Definitions/ Glossary page.

### General Chemistry

No additional analytical or quality issues were noted, other than those described above or in the Definitions/ Glossary page.

Eurofins Buffalo

# ANALYTICAL REPORT

## PREPARED FOR

Attn: Tim Beaumont  
Groundwater & Environmental Services Inc  
6780 Northern Boulevard  
Suite 100  
East Syracuse, New York 13057

Generated 6/25/2024 9:19:45 AM

## JOB DESCRIPTION

Watertown Annual GWS

## JOB NUMBER

480-220854-1

# Eurofins Buffalo

## Job Notes

This report may not be reproduced except in full, and with written approval from the laboratory. The results relate only to the samples tested. For questions please contact the Project Manager at the e-mail address or telephone number listed on this page.

The test results in this report relate only to the samples as received by the laboratory and will meet all requirements of the methodology, with any exceptions noted. This report shall not be reproduced except in full, without the express written approval of the laboratory. All questions should be directed to the Eurofins Environment Testing Northeast, LLC Project Manager.

## Authorization



Generated  
6/25/2024 9:19:45 AM

---

Authorized for release by  
John Beninati, Project Manager I  
[John.Beninati@et.eurofinsus.com](mailto:John.Beninati@et.eurofinsus.com)  
(716)504-9874



# Table of Contents

Cover Page . . . . .	1
Table of Contents . . . . .	3
Definitions/Glossary . . . . .	4
Case Narrative . . . . .	5
Detection Summary . . . . .	6
Client Sample Results . . . . .	8
Surrogate Summary . . . . .	16
QC Sample Results . . . . .	17
QC Association Summary . . . . .	22
Lab Chronicle . . . . .	24
Certification Summary . . . . .	26
Method Summary . . . . .	27
Sample Summary . . . . .	28
Chain of Custody . . . . .	29
Receipt Checklists . . . . .	31

# Definitions/Glossary

Client: Groundwater & Environmental Services Inc

Job ID: 480-220854-1

## Qualifiers

### GC/MS VOA

Qualifier	Qualifier Description
J	Result is less than the RL but greater than or equal to the MDL and the concentration is an approximate value.

### GC/MS Semi VOA

Qualifier	Qualifier Description
E	Result exceeded calibration range.
J	Result is less than the RL but greater than or equal to the MDL and the concentration is an approximate value.
S1-	Surrogate recovery exceeds control limits, low biased.
S1+	Surrogate recovery exceeds control limits, high biased.

### General Chemistry

Qualifier	Qualifier Description
J	Result is less than the RL but greater than or equal to the MDL and the concentration is an approximate value.

## Glossary

Abbreviation	These commonly used abbreviations may or may not be present in this report.
α	Listed under the "D" column to designate that the result is reported on a dry weight basis
%R	Percent Recovery
CFL	Contains Free Liquid
CFU	Colony Forming Unit
CNF	Contains No Free Liquid
DER	Duplicate Error Ratio (normalized absolute difference)
Dil Fac	Dilution Factor
DL	Detection Limit (DoD/DOE)
DL, RA, RE, IN	Indicates a Dilution, Re-analysis, Re-extraction, or additional Initial metals/anion analysis of the sample
DLC	Decision Level Concentration (Radiochemistry)
EDL	Estimated Detection Limit (Dioxin)
LOD	Limit of Detection (DoD/DOE)
LOQ	Limit of Quantitation (DoD/DOE)
MCL	EPA recommended "Maximum Contaminant Level"
MDA	Minimum Detectable Activity (Radiochemistry)
MDC	Minimum Detectable Concentration (Radiochemistry)
MDL	Method Detection Limit
ML	Minimum Level (Dioxin)
MPN	Most Probable Number
MQL	Method Quantitation Limit
NC	Not Calculated
ND	Not Detected at the reporting limit (or MDL or EDL if shown)
NEG	Negative / Absent
POS	Positive / Present
PQL	Practical Quantitation Limit
PRES	Presumptive
QC	Quality Control
RER	Relative Error Ratio (Radiochemistry)
RL	Reporting Limit or Requested Limit (Radiochemistry)
RPD	Relative Percent Difference, a measure of the relative difference between two points
TEF	Toxicity Equivalent Factor (Dioxin)
TEQ	Toxicity Equivalent Quotient (Dioxin)
TNTC	Too Numerous To Count

# Case Narrative

Client: Groundwater & Environmental Services Inc  
Project:

Job ID: 480-220854-1

**Job ID: 480-220854-1**

**Eurofins Buffalo**

## Job Narrative 480-220854-1

Analytical test results meet all requirements of the associated regulatory program listed on the Accreditation/Certification Summary Page unless otherwise noted under the individual analysis. Data qualifiers are applied to indicate exceptions. Noncompliant quality control (QC) is further explained in narrative comments.

- Matrix QC may not be reported if insufficient sample or site-specific QC samples were not submitted. In these situations, to demonstrate precision and accuracy at a batch level, a LCS/LCSD may be performed, unless otherwise specified in the method.
- Surrogate and/or isotope dilution analyte recoveries (if applicable) which are outside of the QC window are confirmed unless attributed to a dilution or otherwise noted in the narrative.

Regulated compliance samples (e.g. SDWA, NPDES) must comply with the associated agency requirements/permits.

### Receipt

The samples were received on 6/14/2024 11:00 AM. Unless otherwise noted below, the samples arrived in good condition, and, where required, properly preserved and on ice. The temperature of the cooler at receipt time was 3.0°C.

### GC/MS VOA

Method 8260C: The following samples were diluted to bring the concentration of target analytes within the calibration range: MW-5R (480-220854-5) and Field Duplicate (480-220854-8). Elevated reporting limits (RLs) are provided.

No additional analytical or quality issues were noted, other than those described above or in the Definitions/ Glossary page.

### GC/MS Semi VOA

Method 8270D: The following sample required a dilution due to the nature of the sample matrix: Field Duplicate (480-220854-8). Because of this dilution, the surrogate spike concentration in the sample was reduced to a level where the recovery calculation does not provide useful information.

Method 8270D: The following sample was diluted due to color, appearance and viscosity: MW-2 (480-220854-2). Elevated reporting limits (RL) are provided.

Method 8270D: The following sample required a dilution due to the nature of the sample matrix: Field Duplicate (480-220854-8). Because of this dilution, the surrogate spike concentration in the sample was reduced to a level where the recovery calculation does not provide useful information.

Method 8270D: The following sample required a dilution due to the nature of the sample matrix: MW-5R (480-220854-5). Because of this dilution, the surrogate spike concentration in the sample was reduced to a level where the recovery calculation does not provide useful information.

Method 8270D: The following sample was diluted to bring the concentration of target analytes within the calibration range: Field Duplicate (480-220854-8). Elevated reporting limits (RLs) are provided.

Method 8270D: The following sample was diluted to bring the concentration of target analytes within the calibration range: MW-5R (480-220854-5). Elevated reporting limits (RLs) are provided.

No additional analytical or quality issues were noted, other than those described above or in the Definitions/ Glossary page.

### General Chemistry

No additional analytical or quality issues were noted, other than those described above or in the Definitions/ Glossary page.

Eurofins Buffalo

# Detection Summary

Client: Groundwater & Environmental Services Inc

Job ID: 480-220854-1

## Client Sample ID: Trip Blank

Lab Sample ID: 480-220854-1

No Detections.

## Client Sample ID: MW-2

Lab Sample ID: 480-220854-2

Analyte	Result	Qualifier	RL	MDL	Unit	Dil Fac	D	Method	Prep Type
Benzene	0.43	J	1.0	0.41	ug/L	1		8260C	Total/NA
Cyanide, Total	0.025		0.010	0.0041	mg/L	1		9012B	Total/NA

## Client Sample ID: MW-3R

Lab Sample ID: 480-220854-3

Analyte	Result	Qualifier	RL	MDL	Unit	Dil Fac	D	Method	Prep Type
Naphthalene	2.1	J	5.0	0.76	ug/L	1		8270D	Total/NA

## Client Sample ID: MW-4R

Lab Sample ID: 480-220854-4

Analyte	Result	Qualifier	RL	MDL	Unit	Dil Fac	D	Method	Prep Type
Cyanide, Total	0.014		0.010	0.0041	mg/L	1		9012B	Total/NA

## Client Sample ID: MW-5R

Lab Sample ID: 480-220854-5

Analyte	Result	Qualifier	RL	MDL	Unit	Dil Fac	D	Method	Prep Type
Benzene	3600		200	82	ug/L	200		8260C	Total/NA
Toluene	8500		200	100	ug/L	200		8260C	Total/NA
Ethylbenzene	3500		200	150	ug/L	200		8260C	Total/NA
m-Xylene & p-Xylene	4000		400	130	ug/L	200		8260C	Total/NA
o-Xylene	1600		200	150	ug/L	200		8260C	Total/NA
Xylenes, Total	5600		400	130	ug/L	200		8260C	Total/NA
Total BTEX	21000		400	200	ug/L	200		8260C	Total/NA
Acenaphthene	140	E	5.0	0.41	ug/L	1		8270D	Total/NA
Acenaphthylene	47		5.0	0.38	ug/L	1		8270D	Total/NA
Anthracene	1.3	J	5.0	0.28	ug/L	1		8270D	Total/NA
Fluoranthene	1.0	J	5.0	0.40	ug/L	1		8270D	Total/NA
Fluorene	48		5.0	0.36	ug/L	1		8270D	Total/NA
Naphthalene	600	E	5.0	0.76	ug/L	1		8270D	Total/NA
Phenanthrene	33		5.0	0.44	ug/L	1		8270D	Total/NA
Pyrene	0.73	J	5.0	0.34	ug/L	1		8270D	Total/NA
Acenaphthene - DL	110	J	1000	82	ug/L	200		8270D	Total/NA
Naphthalene - DL	5200		1000	150	ug/L	200		8270D	Total/NA
Cyanide, Total	0.11		0.010	0.0041	mg/L	1		9012B	Total/NA

## Client Sample ID: MW-6R

Lab Sample ID: 480-220854-6

No Detections.

## Client Sample ID: MW-7R

Lab Sample ID: 480-220854-7

Analyte	Result	Qualifier	RL	MDL	Unit	Dil Fac	D	Method	Prep Type
Cyanide, Total	0.0069	J	0.010	0.0041	mg/L	1		9012B	Total/NA

## Client Sample ID: Field Duplicate

Lab Sample ID: 480-220854-8

Analyte	Result	Qualifier	RL	MDL	Unit	Dil Fac	D	Method	Prep Type
Benzene	3800		200	82	ug/L	200		8260C	Total/NA
Toluene	8000		200	100	ug/L	200		8260C	Total/NA
Ethylbenzene	3400		200	150	ug/L	200		8260C	Total/NA
m-Xylene & p-Xylene	3900		400	130	ug/L	200		8260C	Total/NA
o-Xylene	1500		200	150	ug/L	200		8260C	Total/NA

This Detection Summary does not include radiochemical test results.

Eurofins Buffalo

# Detection Summary

Client: Groundwater & Environmental Services Inc

Job ID: 480-220854-1

**Client Sample ID: Field Duplicate (Continued)**

**Lab Sample ID: 480-220854-8**

Analyte	Result	Qualifier	RL	MDL	Unit	Dil Fac	D	Method	Prep Type
Xylenes, Total	5400		400	130	ug/L	200		8260C	Total/NA
Total BTEX	21000		400	200	ug/L	200		8260C	Total/NA
Acenaphthene	130		100	8.2	ug/L	20		8270D	Total/NA
Acenaphthylene	42	J	100	7.6	ug/L	20		8270D	Total/NA
Fluorene	45	J	100	7.2	ug/L	20		8270D	Total/NA
Naphthalene	3400	E	100	15	ug/L	20		8270D	Total/NA
Phenanthrene	36	J	100	8.8	ug/L	20		8270D	Total/NA
Acenaphthene - DL	120	J	1000	82	ug/L	200		8270D	Total/NA
Naphthalene - DL	5300		1000	150	ug/L	200		8270D	Total/NA
Cyanide, Total	0.11		0.010	0.0041	mg/L	1		9012B	Total/NA

This Detection Summary does not include radiochemical test results.

Eurofins Buffalo

# Client Sample Results

Client: Groundwater & Environmental Services Inc

Job ID: 480-220854-1

**Client Sample ID: Trip Blank**

**Lab Sample ID: 480-220854-1**

Date Collected: 06/13/24 10:43

Matrix: Water

Date Received: 06/14/24 11:00

**Method: SW846 8260C - Volatile Organic Compounds by GC/MS**

Analyte	Result	Qualifier	RL	MDL	Unit	D	Prepared	Analyzed	Dil Fac
Benzene	ND		1.0	0.41	ug/L			06/17/24 17:29	1
Toluene	ND		1.0	0.51	ug/L			06/17/24 17:29	1
Ethylbenzene	ND		1.0	0.74	ug/L			06/17/24 17:29	1
m-Xylene & p-Xylene	ND		2.0	0.66	ug/L			06/17/24 17:29	1
o-Xylene	ND		1.0	0.76	ug/L			06/17/24 17:29	1
Xylenes, Total	ND		2.0	0.66	ug/L			06/17/24 17:29	1
Total BTEX	ND		2.0	1.0	ug/L			06/17/24 17:29	1

Surrogate	%Recovery	Qualifier	Limits	Prepared	Analyzed	Dil Fac
Toluene-d8 (Surr)	98		80 - 120		06/17/24 17:29	1
1,2-Dichloroethane-d4 (Surr)	101		77 - 120		06/17/24 17:29	1
4-Bromofluorobenzene (Surr)	105		73 - 120		06/17/24 17:29	1
Dibromofluoromethane (Surr)	102		75 - 123		06/17/24 17:29	1

**Client Sample ID: MW-2**

**Lab Sample ID: 480-220854-2**

Date Collected: 06/13/24 09:00

Matrix: Water

Date Received: 06/14/24 11:00

**Method: SW846 8260C - Volatile Organic Compounds by GC/MS**

Analyte	Result	Qualifier	RL	MDL	Unit	D	Prepared	Analyzed	Dil Fac
<b>Benzene</b>	<b>0.43</b>	<b>J</b>	1.0	0.41	ug/L			06/17/24 17:52	1
Toluene	ND		1.0	0.51	ug/L			06/17/24 17:52	1
Ethylbenzene	ND		1.0	0.74	ug/L			06/17/24 17:52	1
m-Xylene & p-Xylene	ND		2.0	0.66	ug/L			06/17/24 17:52	1
o-Xylene	ND		1.0	0.76	ug/L			06/17/24 17:52	1
Xylenes, Total	ND		2.0	0.66	ug/L			06/17/24 17:52	1
Total BTEX	ND		2.0	1.0	ug/L			06/17/24 17:52	1

Surrogate	%Recovery	Qualifier	Limits	Prepared	Analyzed	Dil Fac
Toluene-d8 (Surr)	98		80 - 120		06/17/24 17:52	1
1,2-Dichloroethane-d4 (Surr)	101		77 - 120		06/17/24 17:52	1
4-Bromofluorobenzene (Surr)	105		73 - 120		06/17/24 17:52	1
Dibromofluoromethane (Surr)	105		75 - 123		06/17/24 17:52	1

**Method: SW846 8270D - Semivolatile Organic Compounds (GC/MS)**

Analyte	Result	Qualifier	RL	MDL	Unit	D	Prepared	Analyzed	Dil Fac
Acenaphthene	ND		50	4.1	ug/L		06/17/24 13:34	06/18/24 22:42	10
Acenaphthylene	ND		50	3.8	ug/L		06/17/24 13:34	06/18/24 22:42	10
Anthracene	ND		50	2.8	ug/L		06/17/24 13:34	06/18/24 22:42	10
Benzo[a]anthracene	ND		50	3.6	ug/L		06/17/24 13:34	06/18/24 22:42	10
Benzo[a]pyrene	ND		50	4.7	ug/L		06/17/24 13:34	06/18/24 22:42	10
Benzo[b]fluoranthene	ND		50	3.4	ug/L		06/17/24 13:34	06/18/24 22:42	10
Benzo[g,h,i]perylene	ND		50	3.5	ug/L		06/17/24 13:34	06/18/24 22:42	10
Benzo[k]fluoranthene	ND		50	7.3	ug/L		06/17/24 13:34	06/18/24 22:42	10
Chrysene	ND		50	3.3	ug/L		06/17/24 13:34	06/18/24 22:42	10
Dibenz(a,h)anthracene	ND		50	4.2	ug/L		06/17/24 13:34	06/18/24 22:42	10
Fluoranthene	ND		50	4.0	ug/L		06/17/24 13:34	06/18/24 22:42	10
Fluorene	ND		50	3.6	ug/L		06/17/24 13:34	06/18/24 22:42	10
Indeno[1,2,3-cd]pyrene	ND		50	4.7	ug/L		06/17/24 13:34	06/18/24 22:42	10
Naphthalene	ND		50	7.6	ug/L		06/17/24 13:34	06/18/24 22:42	10
Phenanthrene	ND		50	4.4	ug/L		06/17/24 13:34	06/18/24 22:42	10
Pyrene	ND		50	3.4	ug/L		06/17/24 13:34	06/18/24 22:42	10

Eurofins Buffalo

# Client Sample Results

Client: Groundwater & Environmental Services Inc

Job ID: 480-220854-1

**Client Sample ID: MW-2**

**Lab Sample ID: 480-220854-2**

Date Collected: 06/13/24 09:00

Matrix: Water

Date Received: 06/14/24 11:00

Surrogate	%Recovery	Qualifier	Limits	Prepared	Analyzed	Dil Fac
2-Fluorobiphenyl (Surr)	64		53 - 126	06/17/24 13:34	06/18/24 22:42	10
Nitrobenzene-d5 (Surr)	64		29 - 129	06/17/24 13:34	06/18/24 22:42	10
p-Terphenyl-d14 (Surr)	64		33 - 132	06/17/24 13:34	06/18/24 22:42	10

## General Chemistry

Analyte	Result	Qualifier	RL	MDL	Unit	D	Prepared	Analyzed	Dil Fac
Cyanide, Total (SW846 9012B)	0.025		0.010	0.0041	mg/L			06/19/24 01:53	1

**Client Sample ID: MW-3R**

**Lab Sample ID: 480-220854-3**

Date Collected: 06/13/24 09:35

Matrix: Water

Date Received: 06/14/24 11:00

## Method: SW846 8260C - Volatile Organic Compounds by GC/MS

Analyte	Result	Qualifier	RL	MDL	Unit	D	Prepared	Analyzed	Dil Fac
Benzene	ND		1.0	0.41	ug/L			06/17/24 18:14	1
Toluene	ND		1.0	0.51	ug/L			06/17/24 18:14	1
Ethylbenzene	ND		1.0	0.74	ug/L			06/17/24 18:14	1
m-Xylene & p-Xylene	ND		2.0	0.66	ug/L			06/17/24 18:14	1
o-Xylene	ND		1.0	0.76	ug/L			06/17/24 18:14	1
Xylenes, Total	ND		2.0	0.66	ug/L			06/17/24 18:14	1
Total BTEX	ND		2.0	1.0	ug/L			06/17/24 18:14	1

Surrogate	%Recovery	Qualifier	Limits	Prepared	Analyzed	Dil Fac
Toluene-d8 (Surr)	98		80 - 120		06/17/24 18:14	1
1,2-Dichloroethane-d4 (Surr)	102		77 - 120		06/17/24 18:14	1
4-Bromofluorobenzene (Surr)	103		73 - 120		06/17/24 18:14	1
Dibromofluoromethane (Surr)	107		75 - 123		06/17/24 18:14	1

## Method: SW846 8270D - Semivolatile Organic Compounds (GC/MS)

Analyte	Result	Qualifier	RL	MDL	Unit	D	Prepared	Analyzed	Dil Fac
Acenaphthene	ND		5.0	0.41	ug/L		06/17/24 13:34	06/18/24 23:10	1
Acenaphthylene	ND		5.0	0.38	ug/L		06/17/24 13:34	06/18/24 23:10	1
Anthracene	ND		5.0	0.28	ug/L		06/17/24 13:34	06/18/24 23:10	1
Benzo[a]anthracene	ND		5.0	0.36	ug/L		06/17/24 13:34	06/18/24 23:10	1
Benzo[a]pyrene	ND		5.0	0.47	ug/L		06/17/24 13:34	06/18/24 23:10	1
Benzo[b]fluoranthene	ND		5.0	0.34	ug/L		06/17/24 13:34	06/18/24 23:10	1
Benzo[g,h,i]perylene	ND		5.0	0.35	ug/L		06/17/24 13:34	06/18/24 23:10	1
Benzo[k]fluoranthene	ND		5.0	0.73	ug/L		06/17/24 13:34	06/18/24 23:10	1
Chrysene	ND		5.0	0.33	ug/L		06/17/24 13:34	06/18/24 23:10	1
Dibenz(a,h)anthracene	ND		5.0	0.42	ug/L		06/17/24 13:34	06/18/24 23:10	1
Fluoranthene	ND		5.0	0.40	ug/L		06/17/24 13:34	06/18/24 23:10	1
Fluorene	ND		5.0	0.36	ug/L		06/17/24 13:34	06/18/24 23:10	1
Indeno[1,2,3-cd]pyrene	ND		5.0	0.47	ug/L		06/17/24 13:34	06/18/24 23:10	1
<b>Naphthalene</b>	<b>2.1</b>	<b>J</b>	5.0	0.76	ug/L		06/17/24 13:34	06/18/24 23:10	1
Phenanthrene	ND		5.0	0.44	ug/L		06/17/24 13:34	06/18/24 23:10	1
Pyrene	ND		5.0	0.34	ug/L		06/17/24 13:34	06/18/24 23:10	1

Surrogate	%Recovery	Qualifier	Limits	Prepared	Analyzed	Dil Fac
2-Fluorobiphenyl (Surr)	102		53 - 126	06/17/24 13:34	06/18/24 23:10	1
Nitrobenzene-d5 (Surr)	90		29 - 129	06/17/24 13:34	06/18/24 23:10	1
p-Terphenyl-d14 (Surr)	81		33 - 132	06/17/24 13:34	06/18/24 23:10	1

Eurofins Buffalo

# Client Sample Results

Client: Groundwater & Environmental Services Inc

Job ID: 480-220854-1

**Client Sample ID: MW-3R**

**Lab Sample ID: 480-220854-3**

Date Collected: 06/13/24 09:35

Matrix: Water

Date Received: 06/14/24 11:00

**General Chemistry**

Analyte	Result	Qualifier	RL	MDL	Unit	D	Prepared	Analyzed	Dil Fac
Cyanide, Total (SW846 9012B)	ND		0.010	0.0041	mg/L			06/19/24 01:56	1

**Client Sample ID: MW-4R**

**Lab Sample ID: 480-220854-4**

Date Collected: 06/13/24 10:25

Matrix: Water

Date Received: 06/14/24 11:00

**Method: SW846 8260C - Volatile Organic Compounds by GC/MS**

Analyte	Result	Qualifier	RL	MDL	Unit	D	Prepared	Analyzed	Dil Fac
Benzene	ND		1.0	0.41	ug/L			06/17/24 18:36	1
Toluene	ND		1.0	0.51	ug/L			06/17/24 18:36	1
Ethylbenzene	ND		1.0	0.74	ug/L			06/17/24 18:36	1
m-Xylene & p-Xylene	ND		2.0	0.66	ug/L			06/17/24 18:36	1
o-Xylene	ND		1.0	0.76	ug/L			06/17/24 18:36	1
Xylenes, Total	ND		2.0	0.66	ug/L			06/17/24 18:36	1
Total BTEX	ND		2.0	1.0	ug/L			06/17/24 18:36	1

Surrogate	%Recovery	Qualifier	Limits	Prepared	Analyzed	Dil Fac
Toluene-d8 (Surr)	98		80 - 120		06/17/24 18:36	1
1,2-Dichloroethane-d4 (Surr)	100		77 - 120		06/17/24 18:36	1
4-Bromofluorobenzene (Surr)	104		73 - 120		06/17/24 18:36	1
Dibromofluoromethane (Surr)	103		75 - 123		06/17/24 18:36	1

**Method: SW846 8270D - Semivolatile Organic Compounds (GC/MS)**

Analyte	Result	Qualifier	RL	MDL	Unit	D	Prepared	Analyzed	Dil Fac
Acenaphthene	ND		5.0	0.41	ug/L		06/17/24 13:34	06/18/24 19:03	1
Acenaphthylene	ND		5.0	0.38	ug/L		06/17/24 13:34	06/18/24 19:03	1
Anthracene	ND		5.0	0.28	ug/L		06/17/24 13:34	06/18/24 19:03	1
Benzo[a]anthracene	ND		5.0	0.36	ug/L		06/17/24 13:34	06/18/24 19:03	1
Benzo[a]pyrene	ND		5.0	0.47	ug/L		06/17/24 13:34	06/18/24 19:03	1
Benzo[b]fluoranthene	ND		5.0	0.34	ug/L		06/17/24 13:34	06/18/24 19:03	1
Benzo[g,h,i]perylene	ND		5.0	0.35	ug/L		06/17/24 13:34	06/18/24 19:03	1
Benzo[k]fluoranthene	ND		5.0	0.73	ug/L		06/17/24 13:34	06/18/24 19:03	1
Chrysene	ND		5.0	0.33	ug/L		06/17/24 13:34	06/18/24 19:03	1
Dibenz(a,h)anthracene	ND		5.0	0.42	ug/L		06/17/24 13:34	06/18/24 19:03	1
Fluoranthene	ND		5.0	0.40	ug/L		06/17/24 13:34	06/18/24 19:03	1
Fluorene	ND		5.0	0.36	ug/L		06/17/24 13:34	06/18/24 19:03	1
Indeno[1,2,3-cd]pyrene	ND		5.0	0.47	ug/L		06/17/24 13:34	06/18/24 19:03	1
Naphthalene	ND		5.0	0.76	ug/L		06/17/24 13:34	06/18/24 19:03	1
Phenanthrene	ND		5.0	0.44	ug/L		06/17/24 13:34	06/18/24 19:03	1
Pyrene	ND		5.0	0.34	ug/L		06/17/24 13:34	06/18/24 19:03	1

Surrogate	%Recovery	Qualifier	Limits	Prepared	Analyzed	Dil Fac
2-Fluorobiphenyl (Surr)	63		53 - 126	06/17/24 13:34	06/18/24 19:03	1
Nitrobenzene-d5 (Surr)	65		29 - 129	06/17/24 13:34	06/18/24 19:03	1
p-Terphenyl-d14 (Surr)	64		33 - 132	06/17/24 13:34	06/18/24 19:03	1

**General Chemistry**

Analyte	Result	Qualifier	RL	MDL	Unit	D	Prepared	Analyzed	Dil Fac
Cyanide, Total (SW846 9012B)	0.014		0.010	0.0041	mg/L			06/19/24 03:01	1

Eurofins Buffalo

# Client Sample Results

Client: Groundwater & Environmental Services Inc

Job ID: 480-220854-1

**Client Sample ID: MW-5R**

**Lab Sample ID: 480-220854-5**

Date Collected: 06/13/24 11:15

Matrix: Water

Date Received: 06/14/24 11:00

### Method: SW846 8260C - Volatile Organic Compounds by GC/MS

Analyte	Result	Qualifier	RL	MDL	Unit	D	Prepared	Analyzed	Dil Fac
Benzene	3600		200	82	ug/L			06/17/24 18:59	200
Toluene	8500		200	100	ug/L			06/17/24 18:59	200
Ethylbenzene	3500		200	150	ug/L			06/17/24 18:59	200
m-Xylene & p-Xylene	4000		400	130	ug/L			06/17/24 18:59	200
o-Xylene	1600		200	150	ug/L			06/17/24 18:59	200
Xylenes, Total	5600		400	130	ug/L			06/17/24 18:59	200
Total BTEX	21000		400	200	ug/L			06/17/24 18:59	200

Surrogate	%Recovery	Qualifier	Limits	Prepared	Analyzed	Dil Fac
Toluene-d8 (Surr)	100		80 - 120		06/17/24 18:59	200
1,2-Dichloroethane-d4 (Surr)	103		77 - 120		06/17/24 18:59	200
4-Bromofluorobenzene (Surr)	102		73 - 120		06/17/24 18:59	200
Dibromofluoromethane (Surr)	106		75 - 123		06/17/24 18:59	200

### Method: SW846 8270D - Semivolatile Organic Compounds (GC/MS)

Analyte	Result	Qualifier	RL	MDL	Unit	D	Prepared	Analyzed	Dil Fac
Acenaphthene	140	E	5.0	0.41	ug/L		06/17/24 13:34	06/18/24 23:37	1
Acenaphthylene	47		5.0	0.38	ug/L		06/17/24 13:34	06/18/24 23:37	1
Anthracene	1.3	J	5.0	0.28	ug/L		06/17/24 13:34	06/18/24 23:37	1
Benzo[a]anthracene	ND		5.0	0.36	ug/L		06/17/24 13:34	06/18/24 23:37	1
Benzo[a]pyrene	ND		5.0	0.47	ug/L		06/17/24 13:34	06/18/24 23:37	1
Benzo[b]fluoranthene	ND		5.0	0.34	ug/L		06/17/24 13:34	06/18/24 23:37	1
Benzo[g,h,i]perylene	ND		5.0	0.35	ug/L		06/17/24 13:34	06/18/24 23:37	1
Benzo[k]fluoranthene	ND		5.0	0.73	ug/L		06/17/24 13:34	06/18/24 23:37	1
Chrysene	ND		5.0	0.33	ug/L		06/17/24 13:34	06/18/24 23:37	1
Dibenz(a,h)anthracene	ND		5.0	0.42	ug/L		06/17/24 13:34	06/18/24 23:37	1
Fluoranthene	1.0	J	5.0	0.40	ug/L		06/17/24 13:34	06/18/24 23:37	1
Fluorene	48		5.0	0.36	ug/L		06/17/24 13:34	06/18/24 23:37	1
Indeno[1,2,3-cd]pyrene	ND		5.0	0.47	ug/L		06/17/24 13:34	06/18/24 23:37	1
Naphthalene	600	E	5.0	0.76	ug/L		06/17/24 13:34	06/18/24 23:37	1
Phenanthrene	33		5.0	0.44	ug/L		06/17/24 13:34	06/18/24 23:37	1
Pyrene	0.73	J	5.0	0.34	ug/L		06/17/24 13:34	06/18/24 23:37	1

Surrogate	%Recovery	Qualifier	Limits	Prepared	Analyzed	Dil Fac
2-Fluorobiphenyl (Surr)	91		53 - 126	06/17/24 13:34	06/18/24 23:37	1
Nitrobenzene-d5 (Surr)	90		29 - 129	06/17/24 13:34	06/18/24 23:37	1
p-Terphenyl-d14 (Surr)	75		33 - 132	06/17/24 13:34	06/18/24 23:37	1

### Method: SW846 8270D - Semivolatile Organic Compounds (GC/MS) - DL

Analyte	Result	Qualifier	RL	MDL	Unit	D	Prepared	Analyzed	Dil Fac
Acenaphthene	110	J	1000	82	ug/L		06/17/24 13:34	06/20/24 11:55	200
Acenaphthylene	ND		1000	76	ug/L		06/17/24 13:34	06/20/24 11:55	200
Anthracene	ND		1000	56	ug/L		06/17/24 13:34	06/20/24 11:55	200
Benzo[a]anthracene	ND		1000	72	ug/L		06/17/24 13:34	06/20/24 11:55	200
Benzo[a]pyrene	ND		1000	94	ug/L		06/17/24 13:34	06/20/24 11:55	200
Benzo[b]fluoranthene	ND		1000	68	ug/L		06/17/24 13:34	06/20/24 11:55	200
Benzo[g,h,i]perylene	ND		1000	70	ug/L		06/17/24 13:34	06/20/24 11:55	200
Benzo[k]fluoranthene	ND		1000	150	ug/L		06/17/24 13:34	06/20/24 11:55	200
Chrysene	ND		1000	66	ug/L		06/17/24 13:34	06/20/24 11:55	200
Dibenz(a,h)anthracene	ND		1000	84	ug/L		06/17/24 13:34	06/20/24 11:55	200
Fluoranthene	ND		1000	80	ug/L		06/17/24 13:34	06/20/24 11:55	200

Eurofins Buffalo

# Client Sample Results

Client: Groundwater & Environmental Services Inc

Job ID: 480-220854-1

**Client Sample ID: MW-5R**

**Lab Sample ID: 480-220854-5**

Date Collected: 06/13/24 11:15

Matrix: Water

Date Received: 06/14/24 11:00

**Method: SW846 8270D - Semivolatile Organic Compounds (GC/MS) - DL (Continued)**

Analyte	Result	Qualifier	RL	MDL	Unit	D	Prepared	Analyzed	Dil Fac
Fluorene	ND		1000	72	ug/L		06/17/24 13:34	06/20/24 11:55	200
Indeno[1,2,3-cd]pyrene	ND		1000	94	ug/L		06/17/24 13:34	06/20/24 11:55	200
<b>Naphthalene</b>	<b>5200</b>		1000	150	ug/L		06/17/24 13:34	06/20/24 11:55	200
Phenanthrene	ND		1000	88	ug/L		06/17/24 13:34	06/20/24 11:55	200
Pyrene	ND		1000	68	ug/L		06/17/24 13:34	06/20/24 11:55	200

Surrogate	%Recovery	Qualifier	Limits	Prepared	Analyzed	Dil Fac
2-Fluorobiphenyl (Surr)	38	S1-	53 - 126	06/17/24 13:34	06/20/24 11:55	200
Nitrobenzene-d5 (Surr)	217	S1+	29 - 129	06/17/24 13:34	06/20/24 11:55	200
p-Terphenyl-d14 (Surr)	63		33 - 132	06/17/24 13:34	06/20/24 11:55	200

**General Chemistry**

Analyte	Result	Qualifier	RL	MDL	Unit	D	Prepared	Analyzed	Dil Fac
Cyanide, Total (SW846 9012B)	0.11		0.010	0.0041	mg/L			06/19/24 02:19	1

**Client Sample ID: MW-6R**

**Lab Sample ID: 480-220854-6**

Date Collected: 06/13/24 10:25

Matrix: Water

Date Received: 06/14/24 11:00

**Method: SW846 8260C - Volatile Organic Compounds by GC/MS**

Analyte	Result	Qualifier	RL	MDL	Unit	D	Prepared	Analyzed	Dil Fac
Benzene	ND		1.0	0.41	ug/L			06/17/24 19:21	1
Toluene	ND		1.0	0.51	ug/L			06/17/24 19:21	1
Ethylbenzene	ND		1.0	0.74	ug/L			06/17/24 19:21	1
m-Xylene & p-Xylene	ND		2.0	0.66	ug/L			06/17/24 19:21	1
o-Xylene	ND		1.0	0.76	ug/L			06/17/24 19:21	1
Xylenes, Total	ND		2.0	0.66	ug/L			06/17/24 19:21	1
Total BTEX	ND		2.0	1.0	ug/L			06/17/24 19:21	1

Surrogate	%Recovery	Qualifier	Limits	Prepared	Analyzed	Dil Fac
Toluene-d8 (Surr)	98		80 - 120		06/17/24 19:21	1
1,2-Dichloroethane-d4 (Surr)	102		77 - 120		06/17/24 19:21	1
4-Bromofluorobenzene (Surr)	102		73 - 120		06/17/24 19:21	1
Dibromofluoromethane (Surr)	105		75 - 123		06/17/24 19:21	1

**Method: SW846 8270D - Semivolatile Organic Compounds (GC/MS)**

Analyte	Result	Qualifier	RL	MDL	Unit	D	Prepared	Analyzed	Dil Fac
Acenaphthene	ND		5.0	0.41	ug/L		06/17/24 13:34	06/19/24 00:04	1
Acenaphthylene	ND		5.0	0.38	ug/L		06/17/24 13:34	06/19/24 00:04	1
Anthracene	ND		5.0	0.28	ug/L		06/17/24 13:34	06/19/24 00:04	1
Benzo[a]anthracene	ND		5.0	0.36	ug/L		06/17/24 13:34	06/19/24 00:04	1
Benzo[a]pyrene	ND		5.0	0.47	ug/L		06/17/24 13:34	06/19/24 00:04	1
Benzo[b]fluoranthene	ND		5.0	0.34	ug/L		06/17/24 13:34	06/19/24 00:04	1
Benzo[g,h,i]perylene	ND		5.0	0.35	ug/L		06/17/24 13:34	06/19/24 00:04	1
Benzo[k]fluoranthene	ND		5.0	0.73	ug/L		06/17/24 13:34	06/19/24 00:04	1
Chrysene	ND		5.0	0.33	ug/L		06/17/24 13:34	06/19/24 00:04	1
Dibenz(a,h)anthracene	ND		5.0	0.42	ug/L		06/17/24 13:34	06/19/24 00:04	1
Fluoranthene	ND		5.0	0.40	ug/L		06/17/24 13:34	06/19/24 00:04	1
Fluorene	ND		5.0	0.36	ug/L		06/17/24 13:34	06/19/24 00:04	1
Indeno[1,2,3-cd]pyrene	ND		5.0	0.47	ug/L		06/17/24 13:34	06/19/24 00:04	1
Naphthalene	ND		5.0	0.76	ug/L		06/17/24 13:34	06/19/24 00:04	1
Phenanthrene	ND		5.0	0.44	ug/L		06/17/24 13:34	06/19/24 00:04	1

Eurofins Buffalo

# Client Sample Results

Client: Groundwater & Environmental Services Inc

Job ID: 480-220854-1

**Client Sample ID: MW-6R**

**Lab Sample ID: 480-220854-6**

Date Collected: 06/13/24 10:25

Matrix: Water

Date Received: 06/14/24 11:00

**Method: SW846 8270D - Semivolatile Organic Compounds (GC/MS) (Continued)**

Analyte	Result	Qualifier	RL	MDL	Unit	D	Prepared	Analyzed	Dil Fac
Pyrene	ND		5.0	0.34	ug/L		06/17/24 13:34	06/19/24 00:04	1

Surrogate	%Recovery	Qualifier	Limits	Prepared	Analyzed	Dil Fac
2-Fluorobiphenyl (Surr)	92		53 - 126	06/17/24 13:34	06/19/24 00:04	1
Nitrobenzene-d5 (Surr)	79		29 - 129	06/17/24 13:34	06/19/24 00:04	1
p-Terphenyl-d14 (Surr)	87		33 - 132	06/17/24 13:34	06/19/24 00:04	1

**General Chemistry**

Analyte	Result	Qualifier	RL	MDL	Unit	D	Prepared	Analyzed	Dil Fac
Cyanide, Total (SW846 9012B)	ND		0.010	0.0041	mg/L			06/19/24 02:29	1

**Client Sample ID: MW-7R**

**Lab Sample ID: 480-220854-7**

Date Collected: 06/13/24 11:30

Matrix: Water

Date Received: 06/14/24 11:00

**Method: SW846 8260C - Volatile Organic Compounds by GC/MS**

Analyte	Result	Qualifier	RL	MDL	Unit	D	Prepared	Analyzed	Dil Fac
Benzene	ND		1.0	0.41	ug/L			06/17/24 19:43	1
Toluene	ND		1.0	0.51	ug/L			06/17/24 19:43	1
Ethylbenzene	ND		1.0	0.74	ug/L			06/17/24 19:43	1
m-Xylene & p-Xylene	ND		2.0	0.66	ug/L			06/17/24 19:43	1
o-Xylene	ND		1.0	0.76	ug/L			06/17/24 19:43	1
Xylenes, Total	ND		2.0	0.66	ug/L			06/17/24 19:43	1
Total BTEX	ND		2.0	1.0	ug/L			06/17/24 19:43	1

Surrogate	%Recovery	Qualifier	Limits	Prepared	Analyzed	Dil Fac
Toluene-d8 (Surr)	98		80 - 120		06/17/24 19:43	1
1,2-Dichloroethane-d4 (Surr)	103		77 - 120		06/17/24 19:43	1
4-Bromofluorobenzene (Surr)	101		73 - 120		06/17/24 19:43	1
Dibromofluoromethane (Surr)	107		75 - 123		06/17/24 19:43	1

**Method: SW846 8270D - Semivolatile Organic Compounds (GC/MS)**

Analyte	Result	Qualifier	RL	MDL	Unit	D	Prepared	Analyzed	Dil Fac
Acenaphthene	ND		5.0	0.41	ug/L		06/17/24 13:34	06/19/24 00:32	1
Acenaphthylene	ND		5.0	0.38	ug/L		06/17/24 13:34	06/19/24 00:32	1
Anthracene	ND		5.0	0.28	ug/L		06/17/24 13:34	06/19/24 00:32	1
Benzo[a]anthracene	ND		5.0	0.36	ug/L		06/17/24 13:34	06/19/24 00:32	1
Benzo[a]pyrene	ND		5.0	0.47	ug/L		06/17/24 13:34	06/19/24 00:32	1
Benzo[b]fluoranthene	ND		5.0	0.34	ug/L		06/17/24 13:34	06/19/24 00:32	1
Benzo[g,h,i]perylene	ND		5.0	0.35	ug/L		06/17/24 13:34	06/19/24 00:32	1
Benzo[k]fluoranthene	ND		5.0	0.73	ug/L		06/17/24 13:34	06/19/24 00:32	1
Chrysene	ND		5.0	0.33	ug/L		06/17/24 13:34	06/19/24 00:32	1
Dibenz(a,h)anthracene	ND		5.0	0.42	ug/L		06/17/24 13:34	06/19/24 00:32	1
Fluoranthene	ND		5.0	0.40	ug/L		06/17/24 13:34	06/19/24 00:32	1
Fluorene	ND		5.0	0.36	ug/L		06/17/24 13:34	06/19/24 00:32	1
Indeno[1,2,3-cd]pyrene	ND		5.0	0.47	ug/L		06/17/24 13:34	06/19/24 00:32	1
Naphthalene	ND		5.0	0.76	ug/L		06/17/24 13:34	06/19/24 00:32	1
Phenanthrene	ND		5.0	0.44	ug/L		06/17/24 13:34	06/19/24 00:32	1
Pyrene	ND		5.0	0.34	ug/L		06/17/24 13:34	06/19/24 00:32	1

Surrogate	%Recovery	Qualifier	Limits	Prepared	Analyzed	Dil Fac
2-Fluorobiphenyl (Surr)	99		53 - 126	06/17/24 13:34	06/19/24 00:32	1

Eurofins Buffalo

# Client Sample Results

Client: Groundwater & Environmental Services Inc

Job ID: 480-220854-1

**Client Sample ID: MW-7R**

**Lab Sample ID: 480-220854-7**

Date Collected: 06/13/24 11:30

Matrix: Water

Date Received: 06/14/24 11:00

**Method: SW846 8270D - Semivolatile Organic Compounds (GC/MS) (Continued)**

Surrogate	%Recovery	Qualifier	Limits	Prepared	Analyzed	Dil Fac
Nitrobenzene-d5 (Surr)	88		29 - 129	06/17/24 13:34	06/19/24 00:32	1
p-Terphenyl-d14 (Surr)	82		33 - 132	06/17/24 13:34	06/19/24 00:32	1

**General Chemistry**

Analyte	Result	Qualifier	RL	MDL	Unit	D	Prepared	Analyzed	Dil Fac
Cyanide, Total (SW846 9012B)	0.0069	J	0.010	0.0041	mg/L			06/19/24 02:33	1

**Client Sample ID: Field Duplicate**

**Lab Sample ID: 480-220854-8**

Date Collected: 06/13/24 00:00

Matrix: Water

Date Received: 06/14/24 11:00

**Method: SW846 8260C - Volatile Organic Compounds by GC/MS**

Analyte	Result	Qualifier	RL	MDL	Unit	D	Prepared	Analyzed	Dil Fac
Benzene	3800		200	82	ug/L			06/17/24 20:06	200
Toluene	8000		200	100	ug/L			06/17/24 20:06	200
Ethylbenzene	3400		200	150	ug/L			06/17/24 20:06	200
m-Xylene & p-Xylene	3900		400	130	ug/L			06/17/24 20:06	200
o-Xylene	1500		200	150	ug/L			06/17/24 20:06	200
Xylenes, Total	5400		400	130	ug/L			06/17/24 20:06	200
Total BTEX	21000		400	200	ug/L			06/17/24 20:06	200

Surrogate	%Recovery	Qualifier	Limits	Prepared	Analyzed	Dil Fac
Toluene-d8 (Surr)	99		80 - 120		06/17/24 20:06	200
1,2-Dichloroethane-d4 (Surr)	106		77 - 120		06/17/24 20:06	200
4-Bromofluorobenzene (Surr)	103		73 - 120		06/17/24 20:06	200
Dibromofluoromethane (Surr)	107		75 - 123		06/17/24 20:06	200

**Method: SW846 8270D - Semivolatile Organic Compounds (GC/MS)**

Analyte	Result	Qualifier	RL	MDL	Unit	D	Prepared	Analyzed	Dil Fac
Acenaphthene	130		100	8.2	ug/L		06/17/24 13:34	06/19/24 00:59	20
Acenaphthylene	42	J	100	7.6	ug/L		06/17/24 13:34	06/19/24 00:59	20
Anthracene	ND		100	5.6	ug/L		06/17/24 13:34	06/19/24 00:59	20
Benzo[a]anthracene	ND		100	7.2	ug/L		06/17/24 13:34	06/19/24 00:59	20
Benzo[a]pyrene	ND		100	9.4	ug/L		06/17/24 13:34	06/19/24 00:59	20
Benzo[b]fluoranthene	ND		100	6.8	ug/L		06/17/24 13:34	06/19/24 00:59	20
Benzo[g,h,i]perylene	ND		100	7.0	ug/L		06/17/24 13:34	06/19/24 00:59	20
Benzo[k]fluoranthene	ND		100	15	ug/L		06/17/24 13:34	06/19/24 00:59	20
Chrysene	ND		100	6.6	ug/L		06/17/24 13:34	06/19/24 00:59	20
Dibenz(a,h)anthracene	ND		100	8.4	ug/L		06/17/24 13:34	06/19/24 00:59	20
Fluoranthene	ND		100	8.0	ug/L		06/17/24 13:34	06/19/24 00:59	20
Fluorene	45	J	100	7.2	ug/L		06/17/24 13:34	06/19/24 00:59	20
Indeno[1,2,3-cd]pyrene	ND		100	9.4	ug/L		06/17/24 13:34	06/19/24 00:59	20
Naphthalene	3400	E	100	15	ug/L		06/17/24 13:34	06/19/24 00:59	20
Phenanthrene	36	J	100	8.8	ug/L		06/17/24 13:34	06/19/24 00:59	20
Pyrene	ND		100	6.8	ug/L		06/17/24 13:34	06/19/24 00:59	20

Surrogate	%Recovery	Qualifier	Limits	Prepared	Analyzed	Dil Fac
2-Fluorobiphenyl (Surr)	96		53 - 126	06/17/24 13:34	06/19/24 00:59	20
Nitrobenzene-d5 (Surr)	97		29 - 129	06/17/24 13:34	06/19/24 00:59	20
p-Terphenyl-d14 (Surr)	71		33 - 132	06/17/24 13:34	06/19/24 00:59	20

Eurofins Buffalo

# Client Sample Results

Client: Groundwater & Environmental Services Inc

Job ID: 480-220854-1

**Client Sample ID: Field Duplicate**

**Lab Sample ID: 480-220854-8**

Date Collected: 06/13/24 00:00

Matrix: Water

Date Received: 06/14/24 11:00

**Method: SW846 8270D - Semivolatile Organic Compounds (GC/MS) - DL**

Analyte	Result	Qualifier	RL	MDL	Unit	D	Prepared	Analyzed	Dil Fac
<b>Acenaphthene</b>	<b>120</b>	<b>J</b>	1000	82	ug/L	-	06/17/24 13:34	06/19/24 17:06	200
Acenaphthylene	ND		1000	76	ug/L	-	06/17/24 13:34	06/19/24 17:06	200
Anthracene	ND		1000	56	ug/L	-	06/17/24 13:34	06/19/24 17:06	200
Benzo[a]anthracene	ND		1000	72	ug/L	-	06/17/24 13:34	06/19/24 17:06	200
Benzo[a]pyrene	ND		1000	94	ug/L	-	06/17/24 13:34	06/19/24 17:06	200
Benzo[b]fluoranthene	ND		1000	68	ug/L	-	06/17/24 13:34	06/19/24 17:06	200
Benzo[g,h,i]perylene	ND		1000	70	ug/L	-	06/17/24 13:34	06/19/24 17:06	200
Benzo[k]fluoranthene	ND		1000	150	ug/L	-	06/17/24 13:34	06/19/24 17:06	200
Chrysene	ND		1000	66	ug/L	-	06/17/24 13:34	06/19/24 17:06	200
Dibenz(a,h)anthracene	ND		1000	84	ug/L	-	06/17/24 13:34	06/19/24 17:06	200
Fluoranthene	ND		1000	80	ug/L	-	06/17/24 13:34	06/19/24 17:06	200
Fluorene	ND		1000	72	ug/L	-	06/17/24 13:34	06/19/24 17:06	200
Indeno[1,2,3-cd]pyrene	ND		1000	94	ug/L	-	06/17/24 13:34	06/19/24 17:06	200
<b>Naphthalene</b>	<b>5300</b>		1000	150	ug/L	-	06/17/24 13:34	06/19/24 17:06	200
Phenanthrene	ND		1000	88	ug/L	-	06/17/24 13:34	06/19/24 17:06	200
Pyrene	ND		1000	68	ug/L	-	06/17/24 13:34	06/19/24 17:06	200

Surrogate	%Recovery	Qualifier	Limits	Prepared	Analyzed	Dil Fac
2-Fluorobiphenyl (Surr)	47	S1-	53 - 126	06/17/24 13:34	06/19/24 17:06	200
Nitrobenzene-d5 (Surr)	209	S1+	29 - 129	06/17/24 13:34	06/19/24 17:06	200
p-Terphenyl-d14 (Surr)	74		33 - 132	06/17/24 13:34	06/19/24 17:06	200

**General Chemistry**

Analyte	Result	Qualifier	RL	MDL	Unit	D	Prepared	Analyzed	Dil Fac
<b>Cyanide, Total (SW846 9012B)</b>	<b>0.11</b>		0.010	0.0041	mg/L	-		06/19/24 02:36	1

# Surrogate Summary

Client: Groundwater & Environmental Services Inc

Job ID: 480-220854-1

## Method: 8260C - Volatile Organic Compounds by GC/MS

Matrix: Water

Prep Type: Total/NA

Lab Sample ID	Client Sample ID	Percent Surrogate Recovery (Acceptance Limits)			
		TOL (80-120)	DCA (77-120)	BFB (73-120)	DBFM (75-123)
480-220854-1	Trip Blank	98	101	105	102
480-220854-2	MW-2	98	101	105	105
480-220854-3	MW-3R	98	102	103	107
480-220854-4	MW-4R	98	100	104	103
480-220854-4 MS	MW-4R	99	100	103	103
480-220854-4 MSD	MW-4R	101	100	103	103
480-220854-5	MW-5R	100	103	102	106
480-220854-6	MW-6R	98	102	102	105
480-220854-7	MW-7R	98	103	101	107
480-220854-8	Field Duplicate	99	106	103	107
LCS 480-715791/6	Lab Control Sample	100	103	103	104
MB 480-715791/8	Method Blank	98	104	102	106

**Surrogate Legend**

TOL = Toluene-d8 (Surr)  
DCA = 1,2-Dichloroethane-d4 (Surr)  
BFB = 4-Bromofluorobenzene (Surr)  
DBFM = Dibromofluoromethane (Surr)

## Method: 8270D - Semivolatile Organic Compounds (GC/MS)

Matrix: Water

Prep Type: Total/NA

Lab Sample ID	Client Sample ID	Percent Surrogate Recovery (Acceptance Limits)		
		FBP (53-126)	NBZ (29-129)	TPHd14 (33-132)
480-220854-2	MW-2	64	64	64
480-220854-3	MW-3R	102	90	81
480-220854-4	MW-4R	63	65	64
480-220854-4 MS	MW-4R	71	67	63
480-220854-4 MSD	MW-4R	69	63	65
480-220854-5	MW-5R	91	90	75
480-220854-5 - DL	MW-5R	38 S1-	217 S1+	63
480-220854-6	MW-6R	92	79	87
480-220854-7	MW-7R	99	88	82
480-220854-8	Field Duplicate	96	97	71
480-220854-8 - DL	Field Duplicate	47 S1-	209 S1+	74
LCS 480-715826/2-A	Lab Control Sample	77	66	91
MB 480-715826/1-A	Method Blank	72	64	84

**Surrogate Legend**

FBP = 2-Fluorobiphenyl (Surr)  
NBZ = Nitrobenzene-d5 (Surr)  
TPHd14 = p-Terphenyl-d14 (Surr)

# QC Sample Results

Client: Groundwater & Environmental Services Inc

Job ID: 480-220854-1

## Method: 8260C - Volatile Organic Compounds by GC/MS

**Lab Sample ID: MB 480-715791/8**  
**Matrix: Water**  
**Analysis Batch: 715791**

**Client Sample ID: Method Blank**  
**Prep Type: Total/NA**

Analyte	MB MB		RL	MDL	Unit	D	Prepared	Analyzed	Dil Fac
	Result	Qualifier							
Benzene	ND		1.0	0.41	ug/L			06/17/24 12:46	1
Toluene	ND		1.0	0.51	ug/L			06/17/24 12:46	1
Ethylbenzene	ND		1.0	0.74	ug/L			06/17/24 12:46	1
m-Xylene & p-Xylene	ND		2.0	0.66	ug/L			06/17/24 12:46	1
o-Xylene	ND		1.0	0.76	ug/L			06/17/24 12:46	1
Xylenes, Total	ND		2.0	0.66	ug/L			06/17/24 12:46	1
Total BTEX	ND		2.0	1.0	ug/L			06/17/24 12:46	1

Surrogate	MB MB		Limits	Prepared	Analyzed	Dil Fac
	%Recovery	Qualifier				
Toluene-d8 (Surr)	98		80 - 120		06/17/24 12:46	1
1,2-Dichloroethane-d4 (Surr)	104		77 - 120		06/17/24 12:46	1
4-Bromofluorobenzene (Surr)	102		73 - 120		06/17/24 12:46	1
Dibromofluoromethane (Surr)	106		75 - 123		06/17/24 12:46	1

**Lab Sample ID: LCS 480-715791/6**  
**Matrix: Water**  
**Analysis Batch: 715791**

**Client Sample ID: Lab Control Sample**  
**Prep Type: Total/NA**

Analyte	Spike Added	LCS LCS		Unit	D	%Rec	%Rec Limits
		Result	Qualifier				
Benzene	25.0	26.0		ug/L		104	71 - 124
Toluene	25.0	26.1		ug/L		105	80 - 122
Ethylbenzene	25.0	26.3		ug/L		105	77 - 123
m-Xylene & p-Xylene	25.0	26.8		ug/L		107	76 - 122
o-Xylene	25.0	27.2		ug/L		109	76 - 122

Surrogate	LCS LCS		Limits
	%Recovery	Qualifier	
Toluene-d8 (Surr)	100		80 - 120
1,2-Dichloroethane-d4 (Surr)	103		77 - 120
4-Bromofluorobenzene (Surr)	103		73 - 120
Dibromofluoromethane (Surr)	104		75 - 123

**Lab Sample ID: 480-220854-4 MS**  
**Matrix: Water**  
**Analysis Batch: 715791**

**Client Sample ID: MW-4R**  
**Prep Type: Total/NA**

Analyte	Sample Result	Sample Qualifier	Spike Added	MS MS		Unit	D	%Rec	%Rec Limits
				Result	Qualifier				
Benzene	ND		25.0	28.2		ug/L		113	71 - 124
Toluene	ND		25.0	28.3		ug/L		113	80 - 122
Ethylbenzene	ND		25.0	28.8		ug/L		115	77 - 123
m-Xylene & p-Xylene	ND		25.0	29.3		ug/L		117	76 - 122
o-Xylene	ND		25.0	29.8		ug/L		119	76 - 122

Surrogate	MS MS		Limits
	%Recovery	Qualifier	
Toluene-d8 (Surr)	99		80 - 120
1,2-Dichloroethane-d4 (Surr)	100		77 - 120
4-Bromofluorobenzene (Surr)	103		73 - 120
Dibromofluoromethane (Surr)	103		75 - 123

# QC Sample Results

Client: Groundwater & Environmental Services Inc

Job ID: 480-220854-1

## Method: 8260C - Volatile Organic Compounds by GC/MS (Continued)

**Lab Sample ID: 480-220854-4 MSD**  
**Matrix: Water**  
**Analysis Batch: 715791**

**Client Sample ID: MW-4R**  
**Prep Type: Total/NA**

Analyte	Sample Result	Sample Qualifier	Spike Added	MSD Result	MSD Qualifier	Unit	D	%Rec	%Rec Limits	RPD	RPD Limit
Benzene	ND		25.0	27.8		ug/L		111	71 - 124	1	13
Toluene	ND		25.0	28.5		ug/L		114	80 - 122	1	15
Ethylbenzene	ND		25.0	28.4		ug/L		114	77 - 123	1	15
m-Xylene & p-Xylene	ND		25.0	28.7		ug/L		115	76 - 122	2	16
o-Xylene	ND		25.0	29.6		ug/L		118	76 - 122	1	16

Surrogate	MSD %Recovery	MSD Qualifier	MSD Limits
Toluene-d8 (Surr)	101		80 - 120
1,2-Dichloroethane-d4 (Surr)	100		77 - 120
4-Bromofluorobenzene (Surr)	103		73 - 120
Dibromofluoromethane (Surr)	103		75 - 123

## Method: 8270D - Semivolatile Organic Compounds (GC/MS)

**Lab Sample ID: MB 480-715826/1-A**  
**Matrix: Water**  
**Analysis Batch: 715899**

**Client Sample ID: Method Blank**  
**Prep Type: Total/NA**  
**Prep Batch: 715826**

Analyte	MB Result	MB Qualifier	RL	MDL	Unit	D	Prepared	Analyzed	Dil Fac
Acenaphthene	ND		5.0	0.41	ug/L		06/17/24 13:34	06/18/24 15:52	1
Acenaphthylene	ND		5.0	0.38	ug/L		06/17/24 13:34	06/18/24 15:52	1
Anthracene	ND		5.0	0.28	ug/L		06/17/24 13:34	06/18/24 15:52	1
Benzo[a]anthracene	ND		5.0	0.36	ug/L		06/17/24 13:34	06/18/24 15:52	1
Benzo[a]pyrene	ND		5.0	0.47	ug/L		06/17/24 13:34	06/18/24 15:52	1
Benzo[b]fluoranthene	ND		5.0	0.34	ug/L		06/17/24 13:34	06/18/24 15:52	1
Benzo[g,h,i]perylene	ND		5.0	0.35	ug/L		06/17/24 13:34	06/18/24 15:52	1
Benzo[k]fluoranthene	ND		5.0	0.73	ug/L		06/17/24 13:34	06/18/24 15:52	1
Chrysene	ND		5.0	0.33	ug/L		06/17/24 13:34	06/18/24 15:52	1
Dibenz(a,h)anthracene	ND		5.0	0.42	ug/L		06/17/24 13:34	06/18/24 15:52	1
Fluoranthene	ND		5.0	0.40	ug/L		06/17/24 13:34	06/18/24 15:52	1
Fluorene	ND		5.0	0.36	ug/L		06/17/24 13:34	06/18/24 15:52	1
Indeno[1,2,3-cd]pyrene	ND		5.0	0.47	ug/L		06/17/24 13:34	06/18/24 15:52	1
Naphthalene	ND		5.0	0.76	ug/L		06/17/24 13:34	06/18/24 15:52	1
Phenanthrene	ND		5.0	0.44	ug/L		06/17/24 13:34	06/18/24 15:52	1
Pyrene	ND		5.0	0.34	ug/L		06/17/24 13:34	06/18/24 15:52	1

Surrogate	MB %Recovery	MB Qualifier	MB Limits	Prepared	Analyzed	Dil Fac
2-Fluorobiphenyl (Surr)	72		53 - 126	06/17/24 13:34	06/18/24 15:52	1
Nitrobenzene-d5 (Surr)	64		29 - 129	06/17/24 13:34	06/18/24 15:52	1
p-Terphenyl-d14 (Surr)	84		33 - 132	06/17/24 13:34	06/18/24 15:52	1

**Lab Sample ID: LCS 480-715826/2-A**  
**Matrix: Water**  
**Analysis Batch: 715899**

**Client Sample ID: Lab Control Sample**  
**Prep Type: Total/NA**  
**Prep Batch: 715826**

Analyte	Spike Added	LCS Result	LCS Qualifier	Unit	D	%Rec	%Rec Limits
Acenaphthene	32.0	24.8		ug/L		78	60 - 120
Acenaphthylene	32.0	24.4		ug/L		76	63 - 120
Anthracene	32.0	32.3		ug/L		101	67 - 120

Eurofins Buffalo

# QC Sample Results

Client: Groundwater & Environmental Services Inc

Job ID: 480-220854-1

## Method: 8270D - Semivolatile Organic Compounds (GC/MS) (Continued)

**Lab Sample ID: LCS 480-715826/2-A**  
**Matrix: Water**  
**Analysis Batch: 715899**

**Client Sample ID: Lab Control Sample**  
**Prep Type: Total/NA**  
**Prep Batch: 715826**

Analyte	Spike Added	LCS Result	LCS Qualifier	Unit	D	%Rec	%Rec Limits
Benzo[a]anthracene	32.0	30.0		ug/L		94	70 - 121
Benzo[a]pyrene	32.0	32.6		ug/L		102	60 - 123
Benzo[b]fluoranthene	32.0	31.2		ug/L		98	66 - 126
Benzo[g,h,i]perylene	32.0	33.6		ug/L		105	66 - 150
Benzo[k]fluoranthene	32.0	31.1		ug/L		97	65 - 124
Chrysene	32.0	29.8		ug/L		93	69 - 120
Dibenz(a,h)anthracene	32.0	34.3		ug/L		107	65 - 135
Fluoranthene	32.0	35.0		ug/L		109	69 - 126
Fluorene	32.0	29.2		ug/L		91	66 - 120
Indeno[1,2,3-cd]pyrene	32.0	30.5		ug/L		95	69 - 146
Naphthalene	32.0	22.3		ug/L		70	57 - 120
Phenanthrene	32.0	32.9		ug/L		103	68 - 120
Pyrene	32.0	28.8		ug/L		90	70 - 125

Surrogate	LCS LCS		Limits
	%Recovery	Qualifier	
2-Fluorobiphenyl (Surr)	77		53 - 126
Nitrobenzene-d5 (Surr)	66		29 - 129
p-Terphenyl-d14 (Surr)	91		33 - 132

**Lab Sample ID: 480-220854-4 MS**  
**Matrix: Water**  
**Analysis Batch: 715899**

**Client Sample ID: MW-4R**  
**Prep Type: Total/NA**  
**Prep Batch: 715826**

Analyte	Sample Result	Sample Qualifier	Spike Added	MS Result	MS Qualifier	Unit	D	%Rec	%Rec Limits
Acenaphthene	ND		32.0	23.8		ug/L		74	48 - 120
Acenaphthylene	ND		32.0	23.6		ug/L		74	63 - 120
Anthracene	ND		32.0	28.1		ug/L		88	65 - 122
Benzo[a]anthracene	ND		32.0	24.8		ug/L		78	43 - 124
Benzo[a]pyrene	ND		32.0	25.8		ug/L		81	23 - 125
Benzo[b]fluoranthene	ND		32.0	25.0		ug/L		78	27 - 127
Benzo[g,h,i]perylene	ND		32.0	26.1		ug/L		81	16 - 147
Benzo[k]fluoranthene	ND		32.0	29.3		ug/L		92	20 - 124
Chrysene	ND		32.0	24.5		ug/L		76	44 - 122
Dibenz(a,h)anthracene	ND		32.0	26.7		ug/L		84	16 - 139
Fluoranthene	ND		32.0	30.5		ug/L		95	63 - 129
Fluorene	ND		32.0	26.0		ug/L		81	62 - 120
Indeno[1,2,3-cd]pyrene	ND		32.0	23.6		ug/L		74	16 - 140
Naphthalene	ND		32.0	22.0		ug/L		69	45 - 120
Phenanthrene	ND		32.0	28.7		ug/L		90	65 - 122
Pyrene	ND		32.0	24.6		ug/L		77	58 - 128

Surrogate	MS MS		Limits
	%Recovery	Qualifier	
2-Fluorobiphenyl (Surr)	71		53 - 126
Nitrobenzene-d5 (Surr)	67		29 - 129
p-Terphenyl-d14 (Surr)	63		33 - 132

# QC Sample Results

Client: Groundwater & Environmental Services Inc

Job ID: 480-220854-1

## Method: 8270D - Semivolatile Organic Compounds (GC/MS) (Continued)

**Lab Sample ID: 480-220854-4 MSD**  
**Matrix: Water**  
**Analysis Batch: 715899**

**Client Sample ID: MW-4R**  
**Prep Type: Total/NA**  
**Prep Batch: 715826**

Analyte	Sample	Sample	Spike	MSD	MSD	Unit	D	%Rec	%Rec	RPD	RPD
	Result	Qualifier	Added	Result	Qualifier				Limits	Limit	
Acenaphthene	ND		32.0	23.6		ug/L		74	48 - 120	1	24
Acenaphthylene	ND		32.0	23.6		ug/L		74	63 - 120	0	18
Anthracene	ND		32.0	28.0		ug/L		87	65 - 122	1	15
Benzo[a]anthracene	ND		32.0	25.2		ug/L		79	43 - 124	1	15
Benzo[a]pyrene	ND		32.0	25.7		ug/L		80	23 - 125	0	15
Benzo[b]fluoranthene	ND		32.0	25.1		ug/L		78	27 - 127	0	15
Benzo[g,h,i]perylene	ND		32.0	25.5		ug/L		80	16 - 147	2	15
Benzo[k]fluoranthene	ND		32.0	29.8		ug/L		93	20 - 124	1	22
Chrysene	ND		32.0	25.1		ug/L		79	44 - 122	3	15
Dibenz(a,h)anthracene	ND		32.0	26.4		ug/L		82	16 - 139	1	15
Fluoranthene	ND		32.0	29.8		ug/L		93	63 - 129	2	15
Fluorene	ND		32.0	25.9		ug/L		81	62 - 120	0	15
Indeno[1,2,3-cd]pyrene	ND		32.0	23.2		ug/L		72	16 - 140	2	15
Naphthalene	ND		32.0	21.0		ug/L		66	45 - 120	5	29
Phenanthrene	ND		32.0	28.4		ug/L		89	65 - 122	1	15
Pyrene	ND		32.0	24.8		ug/L		78	58 - 128	1	19

Surrogate	MSD %Recovery	MSD Qualifier	MSD Limits
2-Fluorobiphenyl (Surr)	69		53 - 126
Nitrobenzene-d5 (Surr)	63		29 - 129
p-Terphenyl-d14 (Surr)	65		33 - 132

## Method: 9012B - Cyanide, Total and/or Amenable

**Lab Sample ID: MB 480-716133/117**  
**Matrix: Water**  
**Analysis Batch: 716133**

**Client Sample ID: Method Blank**  
**Prep Type: Total/NA**

Analyte	MB Result	MB Qualifier	RL	MDL	Unit	D	Prepared	Analyzed	Dil Fac
Cyanide, Total	ND		0.010	0.0041	mg/L			06/19/24 00:41	1

**Lab Sample ID: MB 480-716133/145**  
**Matrix: Water**  
**Analysis Batch: 716133**

**Client Sample ID: Method Blank**  
**Prep Type: Total/NA**

Analyte	MB Result	MB Qualifier	RL	MDL	Unit	D	Prepared	Analyzed	Dil Fac
Cyanide, Total	ND		0.010	0.0041	mg/L			06/19/24 02:14	1

**Lab Sample ID: MB 480-716133/173**  
**Matrix: Water**  
**Analysis Batch: 716133**

**Client Sample ID: Method Blank**  
**Prep Type: Total/NA**

Analyte	MB Result	MB Qualifier	RL	MDL	Unit	D	Prepared	Analyzed	Dil Fac
Cyanide, Total	ND		0.010	0.0041	mg/L			06/19/24 03:47	1

# QC Sample Results

Client: Groundwater & Environmental Services Inc

Job ID: 480-220854-1

## Method: 9012B - Cyanide, Total and/or Amenable (Continued)

**Lab Sample ID: HLCS 480-716133/22**  
**Matrix: Water**  
**Analysis Batch: 716133**

**Client Sample ID: Lab Control Sample**  
**Prep Type: Total/NA**

Analyte	Spike Added	HLCS Result	HLCS Qualifier	Unit	D	%Rec	%Rec Limits
Cyanide, Total	0.400	0.413		mg/L		103	90 - 110

**Lab Sample ID: LCS 480-716133/118**  
**Matrix: Water**  
**Analysis Batch: 716133**

**Client Sample ID: Lab Control Sample**  
**Prep Type: Total/NA**

Analyte	Spike Added	LCS Result	LCS Qualifier	Unit	D	%Rec	%Rec Limits
Cyanide, Total	0.250	0.247		mg/L		99	90 - 110

**Lab Sample ID: LCS 480-716133/146**  
**Matrix: Water**  
**Analysis Batch: 716133**

**Client Sample ID: Lab Control Sample**  
**Prep Type: Total/NA**

Analyte	Spike Added	LCS Result	LCS Qualifier	Unit	D	%Rec	%Rec Limits
Cyanide, Total	0.250	0.248		mg/L		99	90 - 110

**Lab Sample ID: LCS 480-716133/174**  
**Matrix: Water**  
**Analysis Batch: 716133**

**Client Sample ID: Lab Control Sample**  
**Prep Type: Total/NA**

Analyte	Spike Added	LCS Result	LCS Qualifier	Unit	D	%Rec	%Rec Limits
Cyanide, Total	0.250	0.247		mg/L		99	90 - 110

**Lab Sample ID: 480-220854-4 MS**  
**Matrix: Water**  
**Analysis Batch: 716133**

**Client Sample ID: MW-4R**  
**Prep Type: Total/NA**

Analyte	Sample Result	Sample Qualifier	Spike Added	MS Result	MS Qualifier	Unit	D	%Rec	%Rec Limits
Cyanide, Total	0.014		0.100	0.108		mg/L		95	90 - 110

**Lab Sample ID: 480-220854-4 MSD**  
**Matrix: Water**  
**Analysis Batch: 716133**

**Client Sample ID: MW-4R**  
**Prep Type: Total/NA**

Analyte	Sample Result	Sample Qualifier	Spike Added	MSD Result	MSD Qualifier	Unit	D	%Rec	%Rec Limits	RPD	Limit
Cyanide, Total	0.014		0.100	0.107		mg/L		94	90 - 110	1	15

**Lab Sample ID: 480-220854-5 MS**  
**Matrix: Water**  
**Analysis Batch: 716133**

**Client Sample ID: MW-5R**  
**Prep Type: Total/NA**

Analyte	Sample Result	Sample Qualifier	Spike Added	MS Result	MS Qualifier	Unit	D	%Rec	%Rec Limits
Cyanide, Total	0.11		0.100	0.204		mg/L		92	90 - 110

# QC Association Summary

Client: Groundwater & Environmental Services Inc

Job ID: 480-220854-1

## GC/MS VOA

### Analysis Batch: 715791

Lab Sample ID	Client Sample ID	Prep Type	Matrix	Method	Prep Batch
480-220854-1	Trip Blank	Total/NA	Water	8260C	
480-220854-2	MW-2	Total/NA	Water	8260C	
480-220854-3	MW-3R	Total/NA	Water	8260C	
480-220854-4	MW-4R	Total/NA	Water	8260C	
480-220854-5	MW-5R	Total/NA	Water	8260C	
480-220854-6	MW-6R	Total/NA	Water	8260C	
480-220854-7	MW-7R	Total/NA	Water	8260C	
480-220854-8	Field Duplicate	Total/NA	Water	8260C	
MB 480-715791/8	Method Blank	Total/NA	Water	8260C	
LCS 480-715791/6	Lab Control Sample	Total/NA	Water	8260C	
480-220854-4 MS	MW-4R	Total/NA	Water	8260C	
480-220854-4 MSD	MW-4R	Total/NA	Water	8260C	

## GC/MS Semi VOA

### Prep Batch: 715826

Lab Sample ID	Client Sample ID	Prep Type	Matrix	Method	Prep Batch
480-220854-2	MW-2	Total/NA	Water	3510C	
480-220854-3	MW-3R	Total/NA	Water	3510C	
480-220854-4	MW-4R	Total/NA	Water	3510C	
480-220854-5 - DL	MW-5R	Total/NA	Water	3510C	
480-220854-5	MW-5R	Total/NA	Water	3510C	
480-220854-6	MW-6R	Total/NA	Water	3510C	
480-220854-7	MW-7R	Total/NA	Water	3510C	
480-220854-8 - DL	Field Duplicate	Total/NA	Water	3510C	
480-220854-8	Field Duplicate	Total/NA	Water	3510C	
MB 480-715826/1-A	Method Blank	Total/NA	Water	3510C	
LCS 480-715826/2-A	Lab Control Sample	Total/NA	Water	3510C	
480-220854-4 MS	MW-4R	Total/NA	Water	3510C	
480-220854-4 MSD	MW-4R	Total/NA	Water	3510C	

### Analysis Batch: 715899

Lab Sample ID	Client Sample ID	Prep Type	Matrix	Method	Prep Batch
480-220854-2	MW-2	Total/NA	Water	8270D	715826
480-220854-3	MW-3R	Total/NA	Water	8270D	715826
480-220854-4	MW-4R	Total/NA	Water	8270D	715826
480-220854-5	MW-5R	Total/NA	Water	8270D	715826
480-220854-6	MW-6R	Total/NA	Water	8270D	715826
480-220854-7	MW-7R	Total/NA	Water	8270D	715826
480-220854-8	Field Duplicate	Total/NA	Water	8270D	715826
MB 480-715826/1-A	Method Blank	Total/NA	Water	8270D	715826
LCS 480-715826/2-A	Lab Control Sample	Total/NA	Water	8270D	715826
480-220854-4 MS	MW-4R	Total/NA	Water	8270D	715826
480-220854-4 MSD	MW-4R	Total/NA	Water	8270D	715826

### Analysis Batch: 716054

Lab Sample ID	Client Sample ID	Prep Type	Matrix	Method	Prep Batch
480-220854-8 - DL	Field Duplicate	Total/NA	Water	8270D	715826

### Analysis Batch: 716218

Lab Sample ID	Client Sample ID	Prep Type	Matrix	Method	Prep Batch
480-220854-5 - DL	MW-5R	Total/NA	Water	8270D	715826

Eurofins Buffalo

# QC Association Summary

Client: Groundwater & Environmental Services Inc

Job ID: 480-220854-1

## General Chemistry

### Analysis Batch: 716133

Lab Sample ID	Client Sample ID	Prep Type	Matrix	Method	Prep Batch
480-220854-2	MW-2	Total/NA	Water	9012B	
480-220854-3	MW-3R	Total/NA	Water	9012B	
480-220854-4	MW-4R	Total/NA	Water	9012B	
480-220854-5	MW-5R	Total/NA	Water	9012B	
480-220854-6	MW-6R	Total/NA	Water	9012B	
480-220854-7	MW-7R	Total/NA	Water	9012B	
480-220854-8	Field Duplicate	Total/NA	Water	9012B	
MB 480-716133/117	Method Blank	Total/NA	Water	9012B	
MB 480-716133/145	Method Blank	Total/NA	Water	9012B	
MB 480-716133/173	Method Blank	Total/NA	Water	9012B	
HLCS 480-716133/22	Lab Control Sample	Total/NA	Water	9012B	
LCS 480-716133/118	Lab Control Sample	Total/NA	Water	9012B	
LCS 480-716133/146	Lab Control Sample	Total/NA	Water	9012B	
LCS 480-716133/174	Lab Control Sample	Total/NA	Water	9012B	
480-220854-4 MS	MW-4R	Total/NA	Water	9012B	
480-220854-4 MSD	MW-4R	Total/NA	Water	9012B	
480-220854-5 MS	MW-5R	Total/NA	Water	9012B	

# Lab Chronicle

**Client Sample ID: Trip Blank**

**Date Collected: 06/13/24 10:43**

**Date Received: 06/14/24 11:00**

**Lab Sample ID: 480-220854-1**

**Matrix: Water**

Prep Type	Batch Type	Batch Method	Run	Dilution Factor	Batch Number	Analyst	Lab	Prepared or Analyzed
Total/NA	Analysis	8260C		1	715791	AXK	EET BUF	06/17/24 17:29

**Client Sample ID: MW-2**

**Date Collected: 06/13/24 09:00**

**Date Received: 06/14/24 11:00**

**Lab Sample ID: 480-220854-2**

**Matrix: Water**

Prep Type	Batch Type	Batch Method	Run	Dilution Factor	Batch Number	Analyst	Lab	Prepared or Analyzed
Total/NA	Analysis	8260C		1	715791	AXK	EET BUF	06/17/24 17:52
Total/NA	Prep	3510C			715826	LSC	EET BUF	06/17/24 13:34
Total/NA	Analysis	8270D		10	715899	EMD	EET BUF	06/18/24 22:42
Total/NA	Analysis	9012B		1	716133	GW	EET BUF	06/19/24 01:53

**Client Sample ID: MW-3R**

**Date Collected: 06/13/24 09:35**

**Date Received: 06/14/24 11:00**

**Lab Sample ID: 480-220854-3**

**Matrix: Water**

Prep Type	Batch Type	Batch Method	Run	Dilution Factor	Batch Number	Analyst	Lab	Prepared or Analyzed
Total/NA	Analysis	8260C		1	715791	AXK	EET BUF	06/17/24 18:14
Total/NA	Prep	3510C			715826	LSC	EET BUF	06/17/24 13:34
Total/NA	Analysis	8270D		1	715899	EMD	EET BUF	06/18/24 23:10
Total/NA	Analysis	9012B		1	716133	GW	EET BUF	06/19/24 01:56

**Client Sample ID: MW-4R**

**Date Collected: 06/13/24 10:25**

**Date Received: 06/14/24 11:00**

**Lab Sample ID: 480-220854-4**

**Matrix: Water**

Prep Type	Batch Type	Batch Method	Run	Dilution Factor	Batch Number	Analyst	Lab	Prepared or Analyzed
Total/NA	Analysis	8260C		1	715791	AXK	EET BUF	06/17/24 18:36
Total/NA	Prep	3510C			715826	LSC	EET BUF	06/17/24 13:34
Total/NA	Analysis	8270D		1	715899	EMD	EET BUF	06/18/24 19:03
Total/NA	Analysis	9012B		1	716133	GW	EET BUF	06/19/24 03:01

**Client Sample ID: MW-5R**

**Date Collected: 06/13/24 11:15**

**Date Received: 06/14/24 11:00**

**Lab Sample ID: 480-220854-5**

**Matrix: Water**

Prep Type	Batch Type	Batch Method	Run	Dilution Factor	Batch Number	Analyst	Lab	Prepared or Analyzed
Total/NA	Analysis	8260C		200	715791	AXK	EET BUF	06/17/24 18:59
Total/NA	Prep	3510C			715826	LSC	EET BUF	06/17/24 13:34
Total/NA	Analysis	8270D		1	715899	EMD	EET BUF	06/18/24 23:37
Total/NA	Prep	3510C	DL		715826	LSC	EET BUF	06/17/24 13:34
Total/NA	Analysis	8270D	DL	200	716218	EMD	EET BUF	06/20/24 11:55
Total/NA	Analysis	9012B		1	716133	GW	EET BUF	06/19/24 02:19

# Lab Chronicle

**Client Sample ID: MW-6R**

**Date Collected: 06/13/24 10:25**

**Date Received: 06/14/24 11:00**

**Lab Sample ID: 480-220854-6**

**Matrix: Water**

Prep Type	Batch Type	Batch Method	Run	Dilution Factor	Batch Number	Analyst	Lab	Prepared or Analyzed
Total/NA	Analysis	8260C		1	715791	AXK	EET BUF	06/17/24 19:21
Total/NA	Prep	3510C			715826	LSC	EET BUF	06/17/24 13:34
Total/NA	Analysis	8270D		1	715899	EMD	EET BUF	06/19/24 00:04
Total/NA	Analysis	9012B		1	716133	GW	EET BUF	06/19/24 02:29

**Client Sample ID: MW-7R**

**Date Collected: 06/13/24 11:30**

**Date Received: 06/14/24 11:00**

**Lab Sample ID: 480-220854-7**

**Matrix: Water**

Prep Type	Batch Type	Batch Method	Run	Dilution Factor	Batch Number	Analyst	Lab	Prepared or Analyzed
Total/NA	Analysis	8260C		1	715791	AXK	EET BUF	06/17/24 19:43
Total/NA	Prep	3510C			715826	LSC	EET BUF	06/17/24 13:34
Total/NA	Analysis	8270D		1	715899	EMD	EET BUF	06/19/24 00:32
Total/NA	Analysis	9012B		1	716133	GW	EET BUF	06/19/24 02:33

**Client Sample ID: Field Duplicate**

**Date Collected: 06/13/24 00:00**

**Date Received: 06/14/24 11:00**

**Lab Sample ID: 480-220854-8**

**Matrix: Water**

Prep Type	Batch Type	Batch Method	Run	Dilution Factor	Batch Number	Analyst	Lab	Prepared or Analyzed
Total/NA	Analysis	8260C		200	715791	AXK	EET BUF	06/17/24 20:06
Total/NA	Prep	3510C			715826	LSC	EET BUF	06/17/24 13:34
Total/NA	Analysis	8270D		20	715899	EMD	EET BUF	06/19/24 00:59
Total/NA	Prep	3510C	DL		715826	LSC	EET BUF	06/17/24 13:34
Total/NA	Analysis	8270D	DL	200	716054	EMD	EET BUF	06/19/24 17:06
Total/NA	Analysis	9012B		1	716133	GW	EET BUF	06/19/24 02:36

**Laboratory References:**

EET BUF = Eurofins Buffalo, 10 Hazelwood Drive, Amherst, NY 14228-2298, TEL (716)691-2600

# Accreditation/Certification Summary

Client: Groundwater & Environmental Services Inc

Job ID: 480-220854-1

## Laboratory: Eurofins Buffalo

Unless otherwise noted, all analytes for this laboratory were covered under each accreditation/certification below.

<u>Authority</u>	<u>Program</u>	<u>Identification Number</u>	<u>Expiration Date</u>
New York	NELAP	10026	03-31-25

The following analytes are included in this report, but the laboratory is not certified by the governing authority. This list may include analytes for which the agency does not offer certification.

<u>Analysis Method</u>	<u>Prep Method</u>	<u>Matrix</u>	<u>Analyte</u>
8260C		Water	Total BTEX

- 1
- 2
- 3
- 4
- 5
- 6
- 7
- 8
- 9
- 10
- 11
- 12
- 13
- 14
- 15

# Method Summary

Client: Groundwater & Environmental Services Inc

Job ID: 480-220854-1

Method	Method Description	Protocol	Laboratory
8260C	Volatile Organic Compounds by GC/MS	SW846	EET BUF
8270D	Semivolatile Organic Compounds (GC/MS)	SW846	EET BUF
9012B	Cyanide, Total and/or Amenable	SW846	EET BUF
3510C	Liquid-Liquid Extraction (Separatory Funnel)	SW846	EET BUF
5030C	Purge and Trap	SW846	EET BUF

**Protocol References:**

SW846 = "Test Methods For Evaluating Solid Waste, Physical/Chemical Methods", Third Edition, November 1986 And Its Updates.

**Laboratory References:**

EET BUF = Eurofins Buffalo, 10 Hazelwood Drive, Amherst, NY 14228-2298, TEL (716)691-2600



# Sample Summary

Client: Groundwater & Environmental Services Inc  
Project/Site:

Job ID: 480-220854-1

Lab Sample ID	Client Sample ID	Matrix	Collected	Received
480-220854-1	Trip Blank	Water	06/13/24 10:43	06/14/24 11:00
480-220854-2	MW-2	Water	06/13/24 09:00	06/14/24 11:00
480-220854-3	MW-3R	Water	06/13/24 09:35	06/14/24 11:00
480-220854-4	MW-4R	Water	06/13/24 10:25	06/14/24 11:00
480-220854-5	MW-5R	Water	06/13/24 11:15	06/14/24 11:00
480-220854-6	MW-6R	Water	06/13/24 10:25	06/14/24 11:00
480-220854-7	MW-7R	Water	06/13/24 11:30	06/14/24 11:00
480-220854-8	Field Duplicate	Water	06/13/24 00:00	06/14/24 11:00

1

2

3

4

5

6

7

8

9

10

11

12

13

14

15

<b>Client Information</b>		Lab PM: Beninati, John	Carrier Tracking # <b>#225</b>	COC No: 480-195167-40601.1
Client Contact: Tim Beaumont		E-Mail: John.Beninati@et.eurofins.com	State of Origin:	Page: 1 of 2
Company: Groundwater & Environmental Services Inc		PWSID:	Job #:	
Address: 6780 Northern Boulevard Suite 100		Analysis Requested		
City: East Syracuse		8260C - BTEX - 8260		
State, Zip: NY, 13057		9012B NP - Cyanide, Total		
Phone:		8270D - PAH Semivolatiles		
Email: theaumont@gesonline.com		Field Entered Sample (Yes or No)		
Project Name: Watertown Annual GWS Event Desc: Watertown Annual GWS		A B N		
Site: New York		Total Number of Containers		
Due Date Requested:		Special Instructions/Note:		
TAT Requested (days):		Preservation Codes:		
Compliance Project: <input type="checkbox"/> Yes <input type="checkbox"/> No		A - HCL		
PO #: 0603400-136010-221-1106		B - NaOH		
WO #:		N - None		
Project #: 48027231		Other:		
SSOW#:		Special Instructions/Note:		
<b>Sample Identification</b>		480-220854 Chain of Custody		
Trip Blank	Sample Date	Sample Time	Sample Type (C=comp, G=grab)	Matrix (W=water, S=solid, O=overhaul, BT=Tissue, AA=Air)
	6/13/24	10:40		Water
MW-1				Water
MW-2		09:20		Water
MW-3		09:35		Water
MW-4R		10:25		Water
MW-4R-MS		10:25		Water
MW-4R-MSD		10:25		Water
MW-5R		11:15		Water
MW-6R		10:25		Water
MW-7R		11:30		Water
<b>Possible Hazard Identification</b>				
<input type="checkbox"/> Non-Hazard <input type="checkbox"/> Flammable <input type="checkbox"/> Skin Irritant <input type="checkbox"/> Poison B <input type="checkbox"/> Unknown <input type="checkbox"/> Radiological				
Deliverable Requested: I, II, III, IV, Other (specify)				
Empty Kit Relinquished by:				
Relinquished by:		Date:	Time:	
Relinquished by:		6/13/24	12:00	
Relinquished by:		Date/Time:	Date/Time:	
Relinquished by:		6/13/24	12:00	
Relinquished by:		Date/Time:	Date/Time:	
Custody Seals Intact: <input type="checkbox"/> Yes <input type="checkbox"/> No		Custody Seal No.:		
Custody Seals Intact: <input type="checkbox"/> Yes <input type="checkbox"/> No		310		
Cooler Temperature(s) °C and Other Remarks:				





# Login Sample Receipt Checklist

Client: Groundwater & Environmental Services Inc

Job Number: 480-220854-1

**Login Number: 220854**

**List Source: Eurofins Buffalo**

**List Number: 1**

**Creator: Wallace, Cameron**

Question	Answer	Comment
Radioactivity either was not measured or, if measured, is at or below background	True	
The cooler's custody seal, if present, is intact.	True	
The cooler or samples do not appear to have been compromised or tampered with.	True	
Samples were received on ice.	True	
Cooler Temperature is acceptable.	True	
Cooler Temperature is recorded.	True	
COC is present.	True	
COC is filled out in ink and legible.	True	
COC is filled out with all pertinent information.	False	No: Analyses are listed on COC; individual samples are not designated Spec Analy
Is the Field Sampler's name present on COC?	True	
There are no discrepancies between the sample IDs on the containers and the COC.	True	
Samples are received within Holding Time (Excluding tests with immediate HTs)..	True	
Sample containers have legible labels.	True	
Containers are not broken or leaking.	True	
Sample collection date/times are provided.	True	
Appropriate sample containers are used.	True	
Sample bottles are completely filled.	True	
Sample Preservation Verified	True	
There is sufficient vol. for all requested analyses, incl. any requested MS/MSDs	True	
VOA sample vials do not have headspace or bubble is <6mm (1/4") in diameter.	True	
If necessary, staff have been informed of any short hold time or quick TAT needs	True	
Multiphasic samples are not present.	True	
Samples do not require splitting or compositing.	True	
Sampling Company provided.	True	GES
Samples received within 48 hours of sampling.	True	
Samples requiring field filtration have been filtered in the field.	True	
Chlorine Residual checked.	N/A	