JAN 10 2013

DEPARTMENT OF THE AIR FORCE
AIR FORCE CIVIL ENGINEER CENTER

MEMORANDUM FOR See Distribution List

FROM: AFCEC - Griffiss
Building 45
706 Brooks Road
Rome, New York 13441

SUBJECT: Final Remedial Action Completion Report for
SD031 Three Mile Creek and SD032 Six Mile Creek AOCs
Former Griffiss Air Force Base (AFB) Rome, New York
Contract Number FA8903-10-D-8595
Delivery Order 0014

1. Enclosed is the "Final Remedial Action Completion Report for SD031 Three Mile Creek and SD032 Six Mile Creek AOCs"

2. The Report documents that all remedies, including contaminant excavation and source control, have been implemented at each of the sites as well as the associated source sites. All remedial action objectives defined in the applicable Record of Decisions (RODs) have been achieved.

3. Request that final concurrence be provided no later than February 8, 2013.

4. Should you have any questions or concerns please contact me at 315 356 0810 ex 202.

MICHAEL F. MCDERMOTT
Air Force Civil Engineering Center
CZRB - Griffiss

Attachments:
1. Distribution list
2. Final Remedial Action Completion Report for
SD031 Three Mile Creek and SD032 Six Mile Creek AOCs

DISTRIBUTION LIST
Final Remedial Action Completion Report for
SD031 Three Mile Creek and SD032 Six Mile Creek AOCs

Mr. Robert Morse
USEPA Region II
Federal Facilities Section
290 Broadway, 18th Floor
New York, NY 10007-1866 (2 copies)

Ms. Heather Bishop, Project Manager
NYS Department of Environmental Conservation
Division of Environmental Remediation, 11th Floor
625 Broadway
Albany, NY 12233-7015 (2 copies)

Ms. Corbin Gosier
NYS Department of Environmental Conservation
Bureau of Habitat
5th Floor, DFWMR
625 Broadway
Albany, NY 12233-4756 (1 copy)

Mr. Mark Craig
NYS Department of Environmental Conservation, Region 6
Bureau of Habitat Biologist
State Office Building
317 Washington Street
Watertown, NY 13601 (1 copy)

FINAL

REMEDIAL ACTION COMPLETION REPORT
SD031 (THREE MILE CREEK) AND SD032 (SIX MILE CREEK) AREAS OF CONCERN

FORMER GRIFFISS AIR FORCE BASE SITE
ROME, NEW YORK

Prepared for:

Air Force Civil Engineer Center
Building 770
428 Phoenix Drive
Rome, New York 13441

Prepared by:

FPM Remediations, Inc.
584 Phoenix Drive
Rome, NY 13441

In association with:

10901 Lowell Avenue, Suite 271
Overland Park, Kansas 66210

Contract Number FA8903-10-D-8595

Delivery Order 0014

January 2013

This page is intentionally left blank.

TABLE OF CONTENTS

SECTION **PAGE**

1.0 INTRODUCTION 1-1

1.1 Purpose 1-1

1.2 Griffiss AFB Operational History 1-1

1.3 Environmental Background 1-3

2.0 SD032 (SIX MILE CREEK AOC) 2-1

2.1 Site Description 2-1

2.2 Adjacent properties 2-1

2.2.1 Associated Sites 2-1

2.3 Previous Investigations 2-3

2.3.1 Preliminary Studies – 1981 and 1988 2-3

2.3.2 Remedial Investigation – 1993 through 1995 2-3

2.3.3 Supplemental Investigation – 1997 2-4

2.3.4 Habitat Quality Inspection – 1999 2-4

2.4 Record of Decision 2-4

2.5 Six Mile Creek AOC Long Term Monitoring (2004 through 2011) 2-4

2.6 Demonstration of Completion 2-10

2.6.1 Surface Water Quality Analysis 2-10

2.6.2 Sediment Quality Analysis 2-14

2.6.3 Fish Tissue Analysis 2-14

2.6.4 Benthic Macroinvertebrate Qualitative Analysis 2-14

2.6.5 Associated Site Analysis 2-14

2.7 Recommendations 2-15

3.0 SD031 (THREE MILE CREEK AOC) 3-1

3.1 Site Description 3-1

3.2 Adjacent Properties 3-1

3.2.1 Associated Sites 3-1

3.3 Previous Investigations 3-2

3.3.1 Preliminary Studies – 1981 through 1988 3-2
3.3.2 Remedial Investigation – 1993 through 1995 3-2
3.3.3 PCB Investigation - 1997 3-3
3.3.4 Supplemental Investigation - 1997 3-3
3.3.5 Visual Inspection and Feasibility Study Sampling - 1999 3-3
3.3.6 Feasibility Study - 2001 3-4
3.4 Record of Decision 3-4
3.5 Three Mile Creek AOC Remedial Action 3-5
3.5.1 Remedial Design 3-5
3.5.2 Remedial Action Construction 3-5
3.6 Three Mile Creek AOC Long Term Monitoring 3-6
3.7 Demonstration of Completion 3-19
3.7.1 Surface Water Quality Analysis 3-19
3.7.2 Sediment Quality Analysis 3-19
3.7.3 Fish Tissue Analysis 3-20
3.7.4 Benthic Macroinvertebrate Qualitative Analysis 3-20
3.7.5 Associated Site Analysis 3-21
3.8 Recommendations 3-21
4.0 REFERENCES 4-1

LIST OF TABLES

Table 2-1 Benzene* Detections (µg/L) in Surface Water Samples at SMC 2-7
Table 2-2 PCB Detections (µg/kg) in Sediment Samples at SMC 2-8
Table 3-1 PCB (Aroclor 1260) Detections (µg/kg) in Sediment Samples 3-10

LIST OF FIGURES

Figure 1-1 Three Mile Creek and Six Mile Creek Site Location 1-2
Figure 2-1 Six Mile Creek Sampling Locations 2-5
Figure 2-2 Six Mile Creek Sediment PCB Concentration Trends 2-9
Figure 2-3 Six Mile Creek Fish Tissue PCB Concentration Trends 2-11
Figure 2-4 Six Mile Creek Maximum and Minimum Fish Sizes 2-12
Figure 2-5 Six Mile Creek Benthic Assessment Trends 2-13
Figure 3-1 Three Mile Creek Sampling Locations 3-7
Figure 3-2 Three Mile Creek Average and Maximum Sediment PCB Concentration Trends 3-11
Figure 3-3 Three Mile Creek Sediment PCB Concentration Trends (RI and LTM) 3-12
Figure 3-4 Three Mile Creek Sediment PCB Concentration Trends (LTM only) 3-13
Figure 3-5 Three Mile Creek Fish Tissue PCB Concentration Trends (Average and Maximum) 3-15
Figure 3-6 Three Mile Creek PCB Concentrations in Fish Tissue 3-16
Figure 3-7 Three Mile Creek Maximum and Minimum Fish Sizes 3-17
Figure 3-8 Three Mile Creek Benthic Assessment Trends 3-18

APPENDICES
(Appendices are provided on CD)

Appendix A Six Mile Creek and Three Mile Creek LTM Network and Optimization Record
Appendix B Six Mile Creek LTM Results
Appendix C Three Mile Creek LTM Results
Appendix D Associated Site Results and Maps

This page is intentionally left blank.

LIST OF ACRONYMS AND ABBREVIATIONS

AFB	Air Force Base
AFCEC	Air Force Civil Engineer Center
AFFF	Aqueous film-forming foam
AFRPA	Air Force Real Property Agency
AFRL/RRS	Air Force Research Laboratory/Rome Research Site
AOC	Area of Concern
ATSDR	Agency for Toxic Substances and Disease Registry
bgs	below ground surface
BRAC	Base Realignment and Closure Act
CAPE	Cape Environmental.
CERCLA	Comprehensive Environmental Response, Compensation, and Liability Act
COC	contaminant of concern
CY	cubic yards
DDD	Dichlorodiphenyldichloroethane
DDE	1,1-dichloro-2,2-bis(chlorophenyl) ethylene
DDT	dichlorodiphenyltrichloroethane
DOD	Department of Defense
E&E	Ecology and Environment, Inc.
EPA	Environmental Protection Agency
EPS	Electrical Power Substation
FDA	Food and Drug Administration
FFA	Federal Facilities Agreement
FPM	FPM Remediations, Inc.
FS	Feasibility Study
ft	feet
IRA	Interim Remedial Action
IRP	Installation Restoration Program
LAW	Law Engineering and Environmental Services, Inc.
LTM	long-term monitoring
LUC/IC	Land use Control/Institutional Control
MDL	method detection limit
mg/kg	milligram per kilogram
mm	millimeters
MSL	mean sea level
µg/kg	micrograms per kilogram
µg/L	micrograms per liter

NPL	National Priorities List
NYCRR	New York Code of Rules and Regulations
NYS	New York State
NYSBC	New York State Barge Canal
NYSDEC	New York State Department of Environmental Conservation
NYSDOH	New York State Department of Health
PAH	polynuclear aromatic hydrocarbon
PCB	polychlorinated biphenyl
PISCES	passive in-situ chemical extraction sample
PM	performance montiroing
ppb	parts per billion
ppm	parts per million
RA-O	Remedial Action Objective
RI	Remedial Investigation
RL	reporting limit
ROD	Record of Decision
SAC	Strategic Air Command
SI	Supplemental Investigation
SMC	Six Mile Creek
SVOC	semivolatile organic compound
TMC	Three Mile Creek
USACE	United States Army Corps of Engineers
USEPA	United States Environmental Protection Agency
USFWS	United States Fish and Wildlife Service
VOC	volatile organic compound
WP	Work Plan
WSA	Weapon Storage Area

1.0 INTRODUCTION

FPM Remediations Inc. (FPM), in association with CAPE, Inc. (CAPE), has been contracted by the Air Force Civil Engineer Center (AFCEC), to prepare the Remediation Action Completion Report for Installation Restoration Program (IRP) sites SD031 (Three Mile Creek Area of Concern (AOC) and SD032 (Six Mile Creek AOC) located at the former Griffiss Air Force Base (AFB), New York. The report is prepared contract number FA8903-10-D-8595-0014. The Three Mile Creek (TMC) and Six Mile Creek (SMC) AOCs are illustrated in Figure 1-1.

1.1 Purpose

The objectives of this report are to:

- Document that all remedies, including contaminant excavation and source control, have been implemented at each of the sites as well as source sites and
- Document that all remedial action objectives in the applicable Record of Decisions (RODs) have been achieved.

This report provides the descriptions of all previous investigations, the TMC Remedial Action, and the Long Term Monitoring results for both sites.

1.2 Griffiss AFB Operational History

The mission of the former Griffiss AFB varied over the years. The base was activated on February 1, 1942, as Rome Air Depot, with the mission of storage, maintenance, and shipment of material for the United States (U.S.) Army Air Corps. Upon creation of the Air Force in 1947, the depot was renamed Griffiss AFB. The base became an electronics center in 1950, with the transfer of Watson Laboratory Complex (later Rome Air Development Center (1951), Air Force Research Laboratory/Rome Research Site (AFRL/RRS), and then the Information Directorate at Rome Research Site was established with the mission of applied research, development, and testing of electronic air-ground systems). The headquarters of the Ground Electronics Engineering Installations Agency was established in June 1958, to engineer and install ground communication equipment throughout the world. The 49th Fighter Interceptor Squadron served at Griffiss AFB from 1959 until its inactivation in 1987. On July 1, 1970, the 416th Bombardment Wing of the Strategic Air Command (SAC) was activated with the mission of maintenance and implementation of both effective air refueling operations and long-range bombardment capability.

Griffiss AFB was designated for realignment under the Base Realignment and Closure Act (BRAC) in 1993 and 1995, resulting in deactivation of the 416th Bombardment Wing in September 1995. The AFRL/RRS and the Northeast Air Defense Sector have continued to operate at their current locations, and the New York Air National Guard operated the runway for the 10th Mountain Division deployments until October 1998, when they were relocated to Fort Drum, NY. The Defense Finance and Accounting Service DFAS have established an operating location at the former Griffiss AFB.

Six Mile Creek

Six Mile Creek

Three Mile Creek

New York State Barge Canal

Legend

Pond/Canal

Landfill

Creek/Culvert

Airfield/Road

Air Force Boundary

Site Location

Electrical Power Substation

Hardfill

N

600 300 0 600 1,200

Feet

Y:\GIS_Projects\Griffiss\Projects\40-05-27\3-6_mile_creek\Three Mile Creek_Figure4-1_2010-SVOC.mxd

UNITED STATES AIR FORCE
FORMER GRIFFISS AIR FORCE BASE
ROME,NEW YORK

Figure 1-1
Three Mile Creek and Six Mile Creek Locations

1.3 Environmental Background

As a result of the various national defense missions carried out at the former Griffiss AFB since 1942, hazardous and toxic substances were used, and hazardous wastes were generated, stored, or disposed of at various sites on the installation. The defense missions involved were, among others: the procurement, storage, maintenance, and shipment of war material; research and development; and aircraft operations and maintenance.

Numerous studies and investigations under the U.S. Department of Defense (DOD) Installation Restoration Program (IRP) have been carried out to locate, assess, and quantify the past toxic and hazardous waste storage, disposal, and spill sites. These investigations included a records search in 1981, interviews with base personnel, a field inspection, compilation of an inventory of wastes, evaluation of disposal practices, and an assessment to determine the nature and extent of site contamination. Additionally, Problem Confirmation and Quantification studies (similar to what is now designated a Site Investigation) were conducted in 1982 and 1985; soil and groundwater analyses in 1986; a base-wide health assessment was conducted in 1988 by the U.S. Public Health Service, Agency for Toxic Substances and Disease Registry (ATSDR); base-specific hydrology investigations were also conducted in 1989 and 1990; a groundwater investigation in 1991; and site-specific studies and investigations were conducted between 1989 and 2005. The ATSDR issued a Public Health Assessment for Griffiss AFB dated October 23, 1995, and an addendum, dated September 9, 1996.

Pursuant to Section 105 of CERCLA, Griffiss AFB was included on the National Priorities List (NPL) on July 15, 1987. On August 21, 1990, the Air Force, the U.S. Environmental Protection Agency (USEPA), and New York State (NYS) Department of Environmental Conservation (NYSDEC) entered into a Federal Facilities Agreement (FFA) under Section 120 of CERCLA. On March 20, 2009, 2,897.2 acres were deleted from the NPL.

This page is intentionally left blank.

2.0 SD032 (SIX MILE CREEK AOC)

2.1 Site Description

SMC is a natural stream bordered by wetlands and enters the base from the north. The creek is approximately 8 feet wide and 1.5 feet deep prior to entering the base and approximately 20 feet wide and 4 feet deep after leaving the former base. The on-base portion of the creek is approximately 8,400 feet long, split in an upper and lower section, plus an additional 7,200 feet within the runway culvert separating both sections. The creek continues off base for approximately 2 miles, ultimately flowing into the New York State Barge Canal (NYSBC).

Surface water runoff from Landfills 1, 2/3, and 7, the Weapon Storage Area (WSA), WSA Landfill, runway, on-base shops, and Rainbow Creek flows into SMC. Portions of the base storm water system discharge to the on-base lower portion of the creek. During Base operation, the base storm water system also received rinse water and washdown, which may have contained oils, solvents, and fuels from various base facilities.

SMC has been classified as a NYSDEC Class C stream. According to the New York Code of Rules and Regulations (NYCRR) 701, the best usage for Class C stream waters is fishing, where waters shall be suitable for fish propagation and survival. Based on an Aquatic Habitat Assessment, at least 12 species of fish are found in SMC.

The ROD for SMC AOC was signed by the USEPA on March 26, 2004 and LTM was initiated in October 2004. In addition, 5-Year Reviews were conducted in 2005 and 2010. Both 5-Year Reviews indicated that the selected remedy is protective of human health and the environment.

2.2 Adjacent properties

SMC is bordered by Landfills 1, 2/3, and 7 and is influenced by several stormwater drains and tributaries (e.g. Rainbow Creek). SMC exits the base at Perimeter Road and flows toward the NYS Barge Canal (see.

2.2.1 Associated Sites

SMC is associated with the following AOCs and petroleum spill sites through surface water runoff and groundwater discharge.

Rainbow Creek:

Rainbow Creek is associated with the Coal Storage Yard Area Operable Unit. Sediment excavation activities were conducted at Rainbow Creek in 1997 to remove PCB contaminated sediments. Additional sampling results from the Six Mile Creek Long Term Monitoring program confirmed PCB contamination in the sediments remained in Rainbow Creek. However, the entire length of Rainbow Creek was culverted in 2008 and 2009 and geotextile fabric was reinstalled above the relocated soils. The culvert eliminates the source of discharge by preventing surface water contact with residual contaminated soils and sediments; minimizing the potential for additional contamination migration to downstream receptors in Six Mile Creek.

Apron 2 Petroleum Spill Site:

The Apron 2 petroleum spill site is adjacent to SMC. A petroleum spill associated with this site was believed to be a source of previously detected VOC concentrations above New York State Surface Water Standards in the creek. In 2006 and 2007, bioremediation through horizontal biosparging was implemented at the Apron 2 petroleum spill site. No VOC exceedances have been detected in surface water samples since 2009. The operation of the horizontal biosparging system is ongoing.

Landfill 1 AOC:

The RODs for Landfill 1 were signed by the USEPA in June 2000. The selected remedy for the landfill AOC included the installation of an impermeable cover and LTM. The landfills have received remedial actions, which included the placement of an impermeable cover in 2003. Long Term Monitoring (LTM) is currently ongoing at these sites which include groundwater and surface water sampling and landfill cap inspections and maintenance.

Landfill 2/3 and 7 AOCs:

The RODs for Landfill 2/3 and Landfill 7 were signed by the USEPA in June 2000. The selected remedy for both landfill AOCs included the installation of an impermeable cover and LTM. The landfills have received remedial actions, which included the placement of impermeable covers in 2002 to 2004. LTM is currently ongoing at these sites which include groundwater and surface water sampling and landfill cap inspections and maintenance.

On-base Groundwater AOCs:

The ROD for on-base groundwater AOC part of Apron 2 and Building 817 was signed by the USEPA in March 2009. The selected remedy for the AOC was for remedial action. Apron 2 is currently undergoing monitored natural attenuation and Building 817 is currently undergoing treatment via enhanced bioremediation. Performance monitoring is also ongoing at these AOCs. The performance monitoring includes groundwater and surface water sampling. Surface water sampling data at Apron 2 shows that the site is not adversely impacting the creek (FPM, November 2011). In addition, monitoring data from Building 817 also shows that the contamination associated with the site is not adversely impacting the creek.

AOC-9:

The ROD for AOC 9 was released in July 2010. The selected remedy for the AOC was for remedial action. A remedial action was conducted in 2010. Groundwater and surface water sampling is ongoing at the site. Surface water sampling data at AOC 9 shows that COCs associated with the site are present in surface water; however, the concentrations are well below NYS Surface water Standards (E&E, May 2012).

2.3 Previous Investigations

2.3.1 Preliminary Studies – 1981 and 1988

Preliminary studies of SMC were performed in 1981 and 1988. Soil, sediment, and fish tissue samples were collected. Numerous metals and PAHs were detected in the sediments. Several metals and PCBs were detected in the fish tissue samples at levels below the Food and Drug Administration (FDA) action level of 2.0 ppm but above the 0.1 ppm level representing risk to piscivorous wildlife. The results of these studies led to the performance of an RI in 1994 and 1995.

2.3.2 Remedial Investigation – 1993 through 1995

The RI was performed to evaluate the nature and extent of environmental contamination at the site and to determine whether RA was necessary to eliminate potential threats to human health and the environment from exposures that might arise under existing or expected future site conditions. The RI included an aquatic survey that evaluated creek habitat, water quality, benthic and drift macroinvertebrate communities, and fish populations at three stations along the northern section of the creek (SMC-FS1, SMC-FS2, and SMC-FS3, similar in location to location SMC-1 and -2). At approximately the same three locations, sediment samples were collected for toxicity testing and fish samples were collected for pesticides, PCBs, and metals analyses. Results from the sediment toxicity tests performed as part of the aquatic survey indicated that chemicals were not present at levels acutely toxic to aquatic life; however, the benthic macroinvertebrate community at one station was classified as slightly impaired.

During the RI, surface water samples were collected over several rounds of sampling from 21 locations: 14 from SMC, one at the Aqueous Film-Forming Foam (AFFF) lagoon, three in the Mohawk River, and three in the NYSBC. Two VOCs, 14 SVOCs, four pesticides, six metals, cyanide, and sulfide were detected at concentrations above the most stringent criteria for surface water. Sediment samples were collected at two depths below the surface water/sediment interface from the same 21 locations. Three VOCs, 18 SVOCs, 20 pesticides, one PCB and six metals were detected at concentrations above the most stringent criteria for sediment.

In 1995, the NYSDEC conducted a benthic macroinvertebrate community analysis for SMC just downstream of the former AFB's boundary at the Route 365 Bridge. Due to a significantly impacted benthic macroinvertebrate community, the water quality was assessed as being moderately impacted. Fish population data indicated that fish communities were generally in fair condition and whole-body fish tissue concentrations indicated that PCBs, pesticides and mercury were present at levels exceeding NYSDEC ecological risk guidelines. The PCB concentrations in fish tissue also exceeded the previously mentioned FDA action level.

Also in 1995, NYSDEC performed PISCES on the lower portion of SMC to test for PCBs and other organochlorines. No contaminants were detected. However, naturally occurring conditions, such as below average rainfall and low flow in the stream, may have affected the ability of PISCES samplers to detect contaminants.

2.3.3 Supplemental Investigation – 1997

As part of a basewide SI performed in June 1997, one water sample was collected from a storm sewer manhole located within the SMC culverted section, and two surface water samples were collected from the storm sewer outfalls at the headwaters of Rainbow Creek. No contaminants were detected in these water samples. In addition, ten PISCES samples were collected for pesticides and PCBs analyses from SMC, two from unnamed tributaries to the creek, and one from the Rainbow Creek Tributary. No PCBs were detected. The levels of pesticides found in Rainbow Creek and downstream in SMC were higher than in the upper portion of SMC and the other tributaries. There are no screening criteria for PISCES samples.

In July 1998, additional SI samples were collected, primarily from off-Base locations, to fill data gaps that had been identified in the RI sampling. These included two surface water samples and 12 sediment samples. Three metals were detected above the most stringent criteria for surface water. Ten SVOCs, PCBs, dioxins/furans, and two metals were above the most stringent criteria for sediment.

2.3.4 Habitat Quality Inspection – 1999

In July 1999, the habitat quality of the creek was visually inspected by Air Force Real Property Agency (AFRPA), USACE, NYSDEC, USEPA, and United States Fish and Wildlife Service (USFWS). A brief walkover of the on-Base portion revealed the presence of orange floc (iron oxide) at a few locations above and below the culvert. This was attributed to the presence of leachate seeps with extensive orange floc upstream at Landfill 1. A more extensive walkover of the off-Base portion of the creek revealed an aquatic habitat of relatively high quality. The surrounding habitat is also of high quality for plants and wildlife, including extensive areas of forest, shrub, and emergent wetlands. The presence of cloudiness and some orange floc in the water column was observed. The floc is attributed to leachate seepage from Landfill 1. However, it should be noted that high concentrations of iron were observed in background soil conditions (E&E, July 2003).

2.4 Record of Decision

The ROD for the SMC AOC was issued by the Air Force in December 2003 and signed by the USEPA in March 26, 2004. Based on the previous investigations and environmental conditions at the site, the selected remedy is Source Control at sites potentially discharging to SMC along with LTM of the SMC AOC.

2.5 Six Mile Creek AOC Long Term Monitoring (2004 through 2011)

LTM at the SMC AOC was initiated in October 2004 and consisted of annual surface water and sediment sampling at twelve sampling locations (SMC-1 through -12) and fish tissue sampling and a benthic qualitative assessment is conducted every three years at 5 sampling locations (SMC-1 through -5). The sampling locations are illustrated on Figure 2-1.



UNITED STATES AIR FORCE
GRIFFISS AIR FORCE BASE
ROME,NEW YORK

Figure 2-1
Six Mile Creek Sampling Locations

LTM sampling has included:

- Fall 2004: Sediment sampling, surface water sampling, fish tissue sampling, and benthic qualitative assessment.
- Fall 2005: Sediment sampling and surface water sampling.
- Fall 2006: Sediment sampling and surface water sampling.
- Fall 2007: Sediment sampling, surface water sampling, fish tissue sampling, and benthic qualitative assessment.
- Fall 2008: Sediment sampling and surface water sampling.
- Fall 2009: Sediment sampling and surface water sampling.
- Fall 2010: Sediment sampling, surface water sampling, fish tissue sampling, and benthic qualitative assessment.
- Fall 2011: Sediment sampling.

Surface water and sediment samples were analyzed for VOCs, SVOCs, metals, pesticides, and PCBs. Fish tissue samples were analyzed for cadmium, mercury, pesticides, and PCBs. The LTM Network Optimization summarized below is also presented in Appendix A.

LTM Results:

The following summarizes the previous LTM results for SMC. Full descriptions of previous LTM activities and sampling results are provided in the Fall 2004 Annual LTM Report for Six Mile Creek (FPM, July 2005), Fall 2005 Annual LTM Report for Six Mile Creek (FPM, May 2006), Fall 2006 Annual LTM Report for Six Mile Creek (FPM, October 2007), Fall 2007 Annual LTM Report for Six Mile Creek (FPM, October 2008), Fall 2008 Annual LTM Report for Six Mile Creek (FPM, August 2009), Fall 2009 Annual LTM Report for Six Mile Creek (FPM, March 2010), and Fall 2010 Annual LTM Report for Six Mile Creek (FPM, July 2011).

All surface water, sediment, and fish tissue sampling results from each of the LTM events are located in Appendix B.

Surface Water

Results from annual surface water sampling conducted between 2004 and 2010 showed VOC, SVOC, and metals concentrations above NYS Surface Water Standards. One VOC (benzene) exceedance was present at two sampling locations, SMC-4 and -5. However, benzene concentrations have not been detected above the NYS Surface Water Standards at these locations since 2008. Detected benzene concentrations at SMC are presented in Table 2-1. The historical exceedances were attributed to the Apron 2 Petroleum Spill Site, which is upgradient of sampling locations SMC-4 and -5 and currently undergoing active remediation through horizontal biosparging. The NYS Surface Water Standard for benzene is 1 µg/L.

Samples from several locations have reported SVOC and metals concentrations above NYS Surface Water Standards. However, concentrations were within one order of magnitude of the NYS Surface Water Standards or attributed to background conditions. There were no PCB or pesticide exceedances reported in any of the sampling events.

Table 2-1
Benzene* Detections (µg/L) in Surface Water Samples at SMC

Sampling Round	SMC-4	SMC-5
2004	5.8	3.8
2005	2.1	3
2006	5.98	3.61
2007	3.38	2.01
2008	2.53	1.21
2009	0.78	0.67
2010	U	U
2011	U	U

Notes:
* = NYS Surface Water Standard for benzene is 1 µg/L.
U = not detected
F = the analyte was reported above the MDL but below the RL.
NS = not sampled.
X = exceedance of NYS Surface Water Standard.

Surface water monitoring was discontinued from the LTM network following the 2010 sampling event and was not conducted in 2011.

Sediment

Results from annual sediment sampling conducted between 2004 and 2010 showed SVOC, metals, pesticides, and PCBs concentrations above the NYSDEC's most stringent ecological screening values. Sediment samples were only analyzed for PCBs in the 2011 sampling event.

SVOC, metals, and pesticides were discontinued from the LTM network following the 2010 sampling event due to either concentrations being detected under NYS criterion for two consecutive sampling rounds (SVOCs and pesticides) or being associated with base-wide background conditions (metals). SVOCs were detected under NYS criterion for only one consecutive sampling round at SMC-4. SVOC results at this location from 2004 to 2008 have shown a declining trend, with a spike in 2009. No SVOC concentrations were above the NYS criterion in 2005 and 2008. 2010 sampling results showed no exceedances. It is believed at the spike in 2009 is a result of an influx of runoff from adjacent sites including a large distribution warehouse. Therefore, it was recommended that SVOC analysis be removed.

Pesticides were detected under NYS criterion for two consecutive sampling rounds at SMC-4 and -5 which meets the optimization criteria set in the WP. SMC-1 showed one exceedance in 2009 but none in 2010. This location is located upgradient of the base and the contamination cannot be attributed to historical Air Force activities. Therefore, it was recommended that pesticide analysis also be removed.

PCBs were detected above the NYS criterion during the 2004 to 2008 sampling rounds at locations SMC-4, -5, and -11. SMC-11 was located in Rainbow Creek which was culverted in 2009. The sediment sample collected at SMC-4 showed a PCB exceedance during the 2009 sampling round. PCBs were not detected at SMC-4 during the 2010 and 2011 sampling rounds. The sediment samples collected at SMC-5 showed PCB exceedances during the 2009 and 2010

sampling rounds. PCBs were not detected at SMC-5 during the 2011 sampling round. Exceedances observed during LTM sampling show a decreasing trend compared to the 1994 RI sampling round, at applicable sampling locations (SMCs -1, -4, and -5). Detected PCB concentrations from the 2004 to 2011 sampling rounds showed no discernible trends. The PCB detections at SMC are presented in Table 2-2. The PCB concentration trends are illustrated in Figure 2-2.

Table 2-2
PCB Detections (µg/kg) in Sediment Samples at SMC

Sampling Locations	Most Stringent Ecological Screening Value	PCB (Aroclor)	Sampling Round							
			2004	2005	2006	2007	2008	2009	2010	2011
SMC-4	15.96*	1248	54	9.9 F	U	U	U	U	U	U
	15.96*	1254	61	52	67.1	120 J	14.5 F	72.7	U	U
	5	1260	19 F	U	U	U	U	U	U	U
SMC-5	15.96*	1248	U	U	U	U	U	U	U	U
	15.96*	1254	24 F	U	U	92.6	U	U	50.2	U
	5	1260	U	U	19.4 F	U	U	U	U	U

Notes:
* = The value was calculated with the most stringent criterion for PCB from Table 1 in Technical Guidance for Screening Contaminated Sediments (NYSDEC, January 1999) multiplied by the analysed organic content of 11.4 g/Kg for sampling location SMCSD-11.
U = not detected
F = the analyte was reported above the MDL but below the RL.
J = the analyte was detected, the quantitation is an estimate.
X = exceedance of screening value.

Fish Tissue

During the 2004 LTM event, fish tissue sampling was conducted at sampling locations SMC-1, -2, -3, -4, and -5. Results showed PCB detections at all sampling locations, including SMC-1 which is the upgradient location. PCB exceedances of the NYSDEC piscivorous wildlife criteria were reported at sampling locations SMC-4 and -5. However, the concentrations were not above the NYS Department of Health Fish Advisory Guidelines. The PCB detections ranged from 4 to 1,267 ppb during the 2004 sampling round. The NYS Department of Health Fish Advisory Guideline for PCBs is 2,000 ppb.

Sampling locations SMC-3, -4, and -5 were sampled in 2007. Results showed PCB detections at all sampling locations. PCB exceedances of the NYSDEC piscivorous wildlife criteria were reported at sampling locations SMC-4 and -5. However, the concentrations were not above the NYSDOH Fish Advisory Guidelines. The PCB detections ranged from 10 to 1,690 ppb during the 2007 sampling round.

Fish sampling was again conducted at SMC-1, -4, and -5 in 2010. No fish samples could be collected at SMC-2 due to a beaver pond. The samples from SMC-1, -4 and -5 were analyzed whole for ecological evaluation. No exceedances were reported in fish tissue samples at SMC-1,

Figure 2-2
Six Mile Creek Sediment PCB Concentration Trends

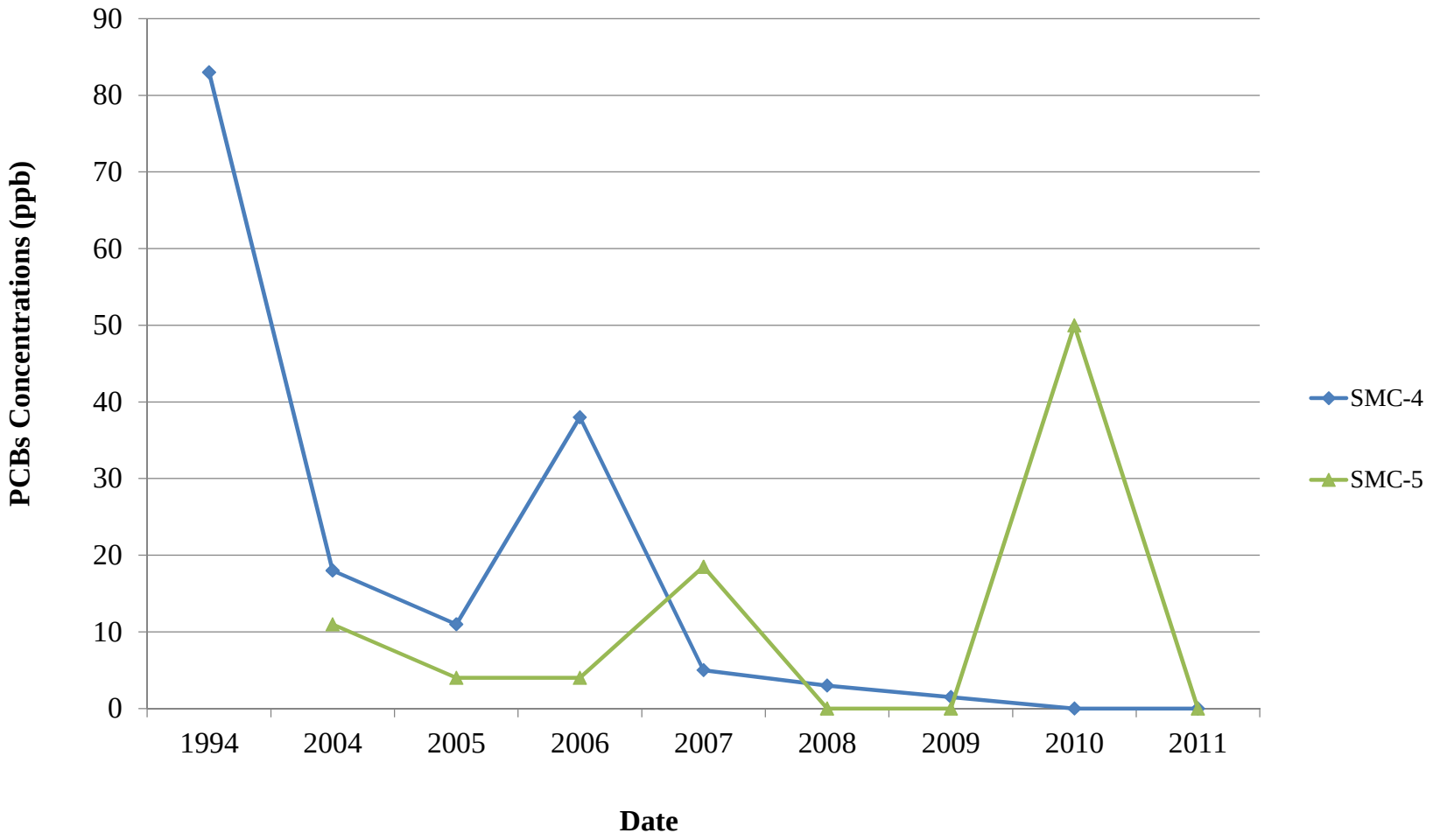

but one PCB (aroclor 1254) was detected. This location is upstream of all former Griffiss AFB source sites. PCB exceedances of the NYSDEC piscivorous wildlife criteria were reported at sampling locations SMC-4 and -5. However, the concentrations were not above the NYSDOH Fish Advisory Guidelines. The PCB detections ranged from 21 to 780 ppb during the 2010 sampling round.

The range of total PCB concentrations from the 2010 sampling round was lower than the total PCB concentration ranges from both the 2004 and 2007 sampling rounds. The sediment sample at SMC-4 did not show any PCB detections during the 2010 sampling round. PCB concentration trends from the fish tissue sampling are illustrated in Figure 2-3. Figure 2-4 shows the fish size and number collected during the 2004, 2007, and 2010 sampling round. The figure shows a slight increase in size and number of size collected from the RI sampling event to the 2010 sampling round.

Benthic Qualitative Assessment

Benthic Qualitative Assessments were conducted at locations SMC-1, -2, -3, -4, and -5 in 2004, at SMC-2, -3, -4, and -5 in 2007, and at SMC-1, -2, -4, and -5 in 2010. Results from 2010 showed an improvement in water quality impacts in the creek at sampling locations SMC-1, -4, and -5. The water quality at SMC-1 and -5 was non-impacted in the 2010 sampling round. SMC-1 was slightly impacted in 2004 (not sampled in 2007) and SMC-5 was slightly impacted in 2004 and 2007. Both locations have ideal macro invertebrate habitat including a rocky substrate with faster water flow rates.

The water quality at SMC-4 was slightly impacted during the 2010 sampling round. This location was moderately impacted during the 2004 and 2007. Only 36 specimens could be collected using the kick sampling method at this location. However, the number of specimens collected has increased from the 2007 sampling round when only 26 specimens were collected. Additionally, only 84 specimens were collected at SMC-4 in 2004. Therefore, given the substrate and overall habitat of the sampling location, the low yield is not believed to be attributed to water quality but rather, poor habitat. The water quality at SMC-2 remained similar when compared to previous sampling events (moderate). This location had sandy substrate and is downgradient of Landfill 1. At this location, a beaver dam has been constructed generating slow water flow rates. The sample was collected upstream of the pond in a narrower and shallower portion of the creek. The slow water flow rates can contribute to lower oxygen rates in the water and a less favorable benthic habitat.

The three rounds of evaluation data shows an improvement in water quality which is illustrated in Figure 2-5.

2.6 Demonstration of Completion

2.6.1 Surface Water Quality Analysis

Previous surface water sampling showed contamination isolated to the portion of SMC adjacent to the Apron 2 Petroleum Spill Site. Horizontal biosparging was implemented at the site in 2006/2007 and contaminants have not been detected above New York State Surface Water Standards since 2008 in SMC. In addition, all remedies are in place at potential source sites.

Figure 2-3
Six Mile Creek Fish Tissue PCB Concentration Trends

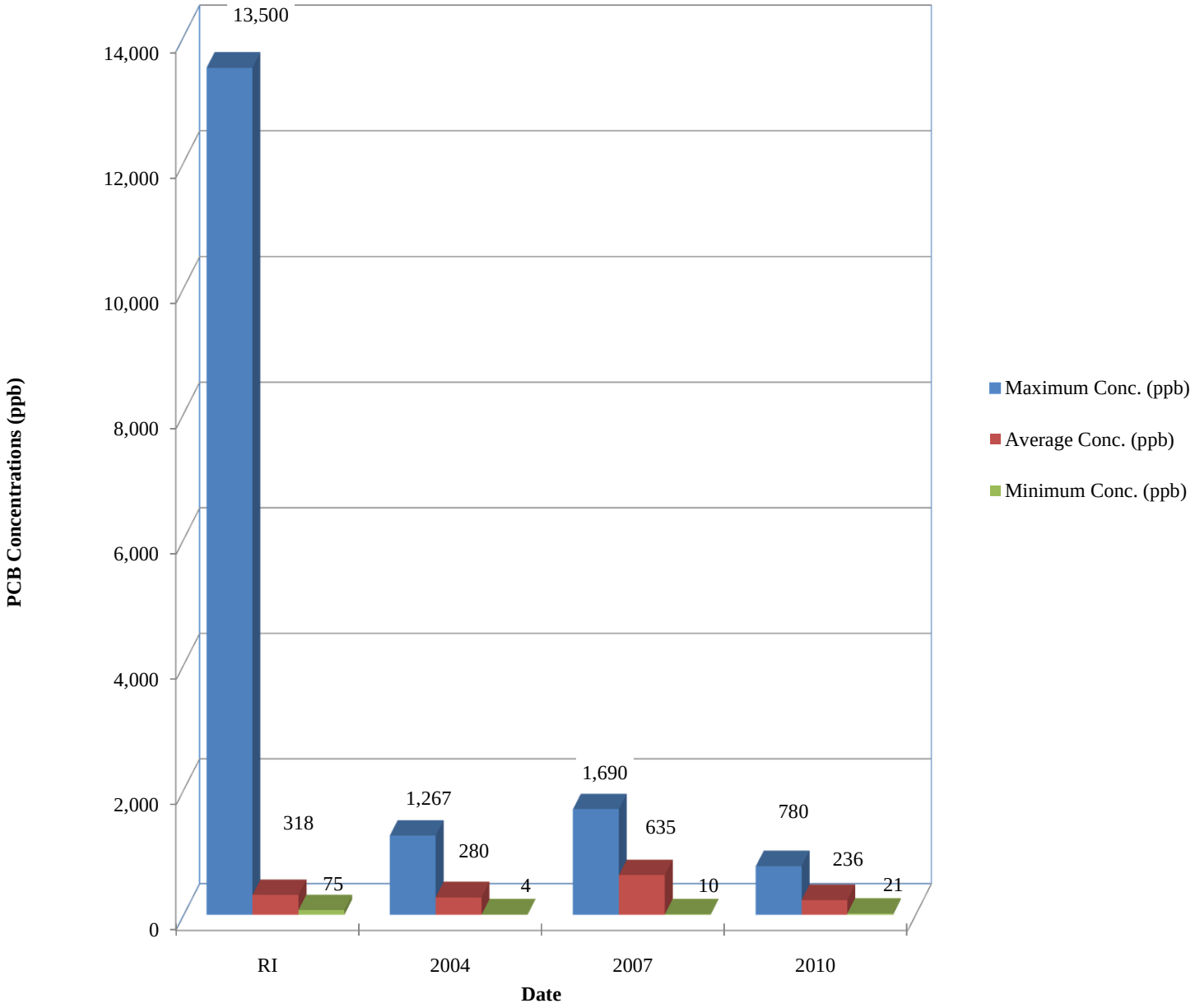

Figure 2-4
Six Mile Creek Maximum and Minimum Fish Sizes

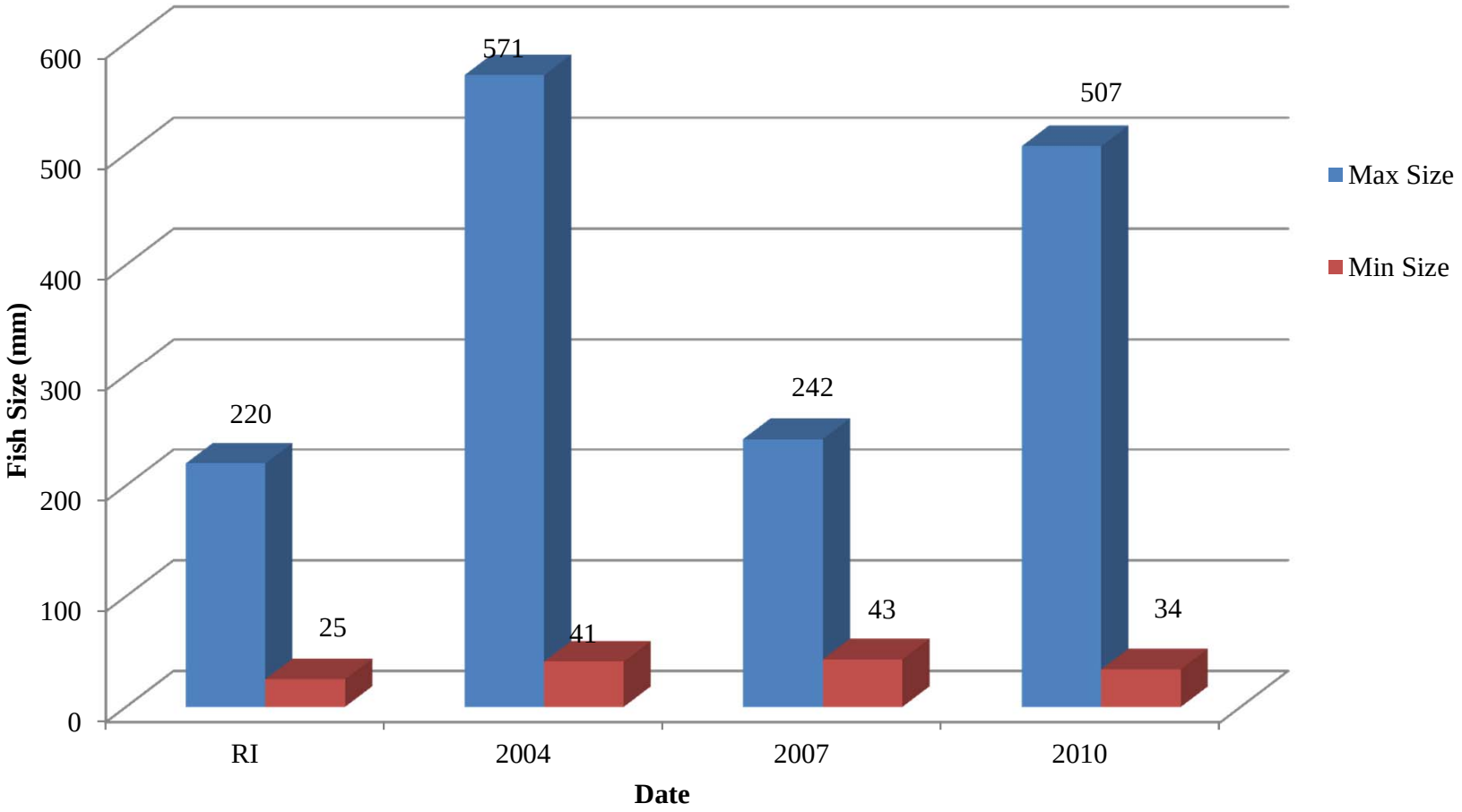

Figure 2-5
Six Mile Creek Benthic Assessment Trends

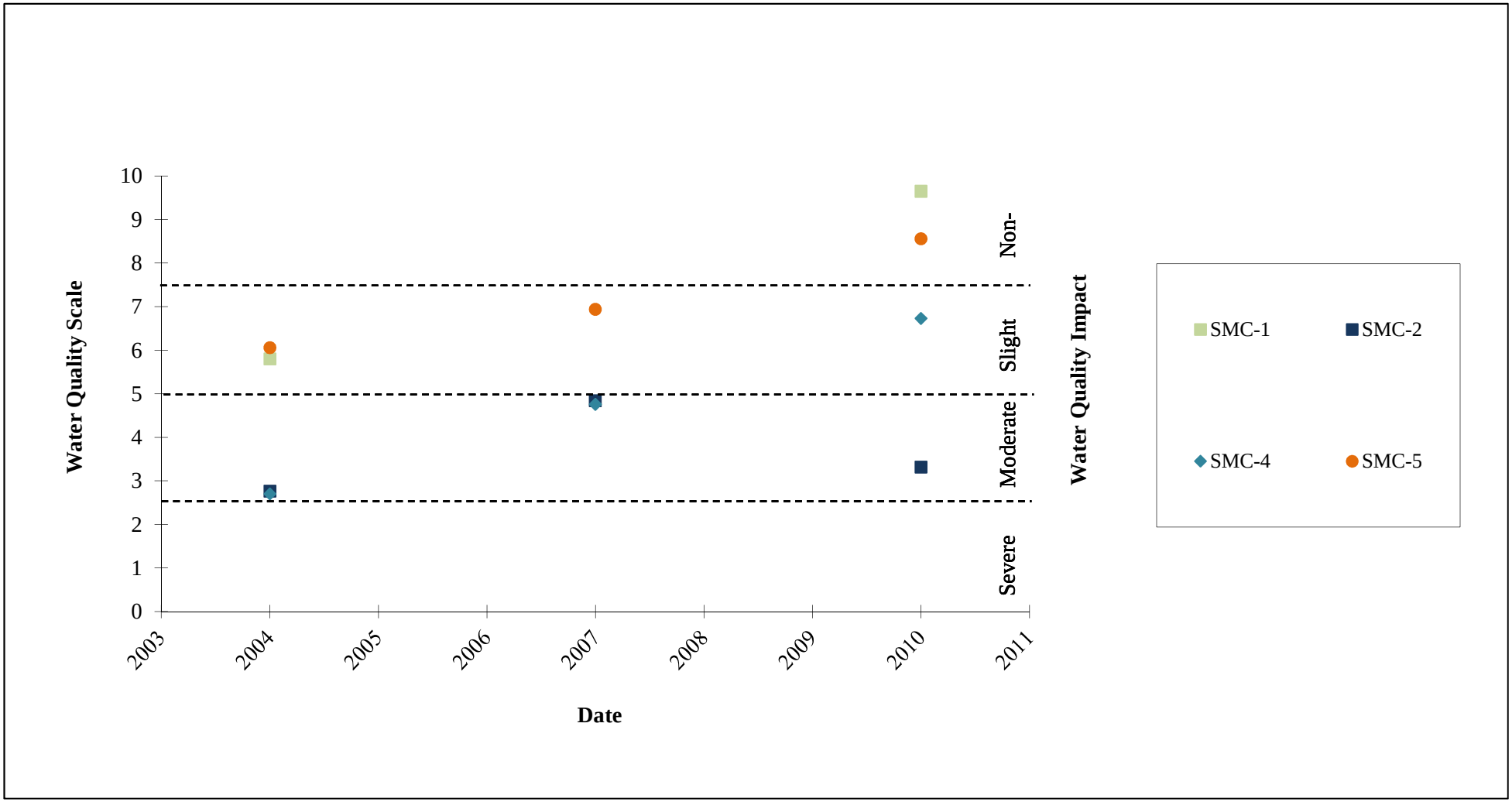

Surface water monitoring will continue under the On-base Groundwater AOC (Apron 2 and Building 817) PM network, AOC 9 PM network, Apron 2 petroleum spill site LTM network, and Landfills 1, 2/3, and 7 LTM networks.

2.6.2 Sediment Quality Analysis

SVOC, metals, and pesticides were discontinued from the LTM network following the 2010 sampling event due to either concentrations being detected under NYS criterion for two consecutive sampling rounds (SVOCs and pesticides) or being associated with base-wide background conditions (metals).

Rainbow creek was culverted in 2008 and 2009. Two sampling locations downstream of the former creek showed PCB contamination in sediment during the LTM program at SMC. SMC-4 showed no PCB detections in the 2010 and 2011 sampling rounds and SMC-5 showed no PCB detections during the 2011 sampling round. Prior to these sampling rounds, PCB detections were limited to sediments in and downstream of Rainbow Creek. Concentrations did not show any discernible trends.

2.6.3 Fish Tissue Analysis

PCBs were previously detected in fish tissue samples from SMC-4 and SMC-5. None of the detections exceeded NYSDOH Fish Advisory Guidelines. Fish tissue sampling was recommended to be discontinued from the LTM network following the 2010 sampling round.

2.6.4 Benthic Macroinvertebrate Qualitative Analysis

Three rounds of benthic macroinvertebrate qualitative analysis have been conducted and results show that the SMC AOC is non-impacted to severely impacted habitat. The sampling locations that exhibited impacted habitats were located in portions of creek which have sandy substrate and slow flow. This is poor habitat for benthic macroinvertebrates. Overall, the benthic analysis has shown an improvement in the water quality at the creek.

2.6.5 Associated Site Analysis

<u>Rainbow Creek:</u>

The entire length of Rainbow Creek was culverted in 2008 and 2009 and geotextile fabric was reinstalled above the relocated soils. The culvert eliminates the source of discharge by preventing surface water contact with residual contaminated soils and sediments; minimizing the potential for additional contamination migration to downstream receptors in Six Mile Creek.

<u>Apron 2 Petroleum Spill Site:</u>

In 2006 and 2007, bioremediation through horizontal biosparging was implemented at the Apron 2 petroleum spill site. No VOC exceedances have been detected in surface water samples since 2009. The operation of the horizontal biosparging system is ongoing accompanied by periodic surface water monitoring.

Landfills 1, 2/3, and 7 AOCs:

Long Term Monitoring (LTM) is currently ongoing at these sites which include groundwater and surface water sampling and landfill cap inspections and maintenance. No impacts to the creek have been identified at these AOCs.

On-base Groundwater AOCs:

The ROD for on-base groundwater AOC part of Apron 2 and Building 817 was signed by the USEPA in March 2009. The selected remedy for the AOC was for remedial action. Apron 2 is currently undergoing monitored natural attenuation and Building 817 is currently undergoing treatment via enhanced bioremediation. Performance monitoring is also ongoing at these AOCs. The performance monitoring includes groundwater and surface water sampling. No impacts to the creek have been identified at these AOCs.

AOC-9:

The ROD for AOC 9 was released in July 2010. The selected remedy for the AOC was for remedial action. A remedial action was conducted in 2010. Groundwater and surface water sampling is ongoing at the site. No impacts to the creek have been identified at AOC 9.

The LTM and Performance Monitoring (PM) figures and results for the associated sites are presented in Appendix D.

2.7 Recommendations

No further action in association with the SD032 AOC is recommended. The LTM has confirmed the reduction of creek COCs as a result of source removal (Rainbow Creek culvert) and source site remediation. In addition, the COCs show stable and declining concentrations over 8 years of LTM.

Additional monitoring at the creek will be conducted as part of the LTM Networks of potential source sites including the Landfill 1, 2/3, and 7 AOCs, the Apron 2 Petroleum Spill Site, the On-base Groundwater AOCs (Apron 2 trichloroethylene (TCE) Plume and Building 817 TCE Plume), and AOC-9.

This page is intentionally left blank.

3.0 SD031 (THREE MILE CREEK AOC)

3.1 Site Description

TMC is located in a forested area in the southern part of the former Griffiss AFB. It is bordered by the Electrical Power Substation (EPS) on the northwest side, Landfills 5 and 6 on the northeast side, and the former Skyline housing development on the southwest side (Figure 1-1; page 1-2).

TMC is a creek with an approximate length of 10,000 feet (ft), a width of up to 10 ft and a depth ranging from 2 inches at its origination to 2 ft at the farthest downstream area (near the New York State (NYS) Barge Canal). TMC was a natural stream before base construction and was dredged and straightened in 1942 and again in 1962. The creek currently originates at two stormwater culvert outlets located at Ellsworth Road and near the EPS. Two additional smaller culverts that drain the area surrounding the EPS enter the creek slightly down-stream from the two larger culverts.

The creek receives both surface water runoff and groundwater from the surrounding watershed. Drainage is received from Landfills 5 and 6, the EPS, and the south central portion of the Base including roads and parking lots. TMC flows in a southeasterly direction and eventually flows into the NYS Barge Canal (about one mile south of the former Base).

TMC has been classified as a New York State Department of Environmental Conservation (NYSDEC) Class C stream. A C-classification is for waters supporting fisheries and suitable for non-contact activities (http://www.dec.ny.gov/permits/6042.html). Based on an Aquatic Habitat Assessment, at least 12 species of fish are found in TMC. Due to the presence of polychlorinated biphenyls (PCBs) in fish tissue, New York State Department of Health (NYSDOH) issued a health advisory for TMC in 1990 (E&E, December 2003). This advisory was issued independent of the Comprehensive Environmental Response, Compensation, and Liability Act (CERCLA) process.

3.2 Adjacent Properties

TMC is bordered by two hardfills (49C and D), the EPS, and two landfills on the northern side; Landfill 5 is located 1,000 ft downgradient of the origin of the creek (the two culverts), and Landfill 6 is located about 1,500 ft downgradient of Landfill 5. Below Landfill 6 TMC crosses the former Griffiss AFB boundary and eventually flows into the NYS Barge Canal (see Figure 1-1). TMC is bordered on the southern end by the former Skyline housing development. This development was demolished in 2005 and the land is currently barren.

3.2.1 Associated Sites

The two hard fills have been closed and the ROD for the EPS was March 2005. The selected remedy for the EPS AOC is Land use Controls/Institutional Controls (LUC/ICs) for industrial use as a restricted access electrical substation and groundwater use restrictions. An Interim Remedial Action (IRA) was also conducted 1998 to 1999 to remove PCB contamination at the

site. Confirmation sampling reported PCB concentrations were below clean-up criteria.

The RODs for Landfill 5 and Landfill 6 were signed by the USEPA in June 2000 and June 2001, respectively. The selected remedy for both landfill AOCs included the installation of an impermeable cover and LTM. Landfill 5 and Landfill 6 have received remedial actions, which included the placement of impermeable covers in 2002 and 2004, respectively. Long Term Monitoring (LTM) is currently ongoing at these sites which include groundwater and surface water sampling and landfill cap inspections and maintenance.

The ROD for on-base groundwater AOC part of Landfill 6 was signed by the USEPA in March 2009. The selected remedy for the AOC was for remedial action. The AOC is currently undergoing treatment via enhanced bioremediation. Performance monitoring is also ongoing at this AOC. The performance monitoring includes groundwater and surface water sampling.

3.3 Previous Investigations

3.3.1 Preliminary Studies – 1981 through 1988

Preliminary studies of TMC were performed in 1981, 1987, and 1988. Soil, sediment, surface water, groundwater, and fish tissue samples were collected. Numerous metals, polynuclear aromatic hydrocarbons (PAHs), PCBs, and pesticides were detected in the streambed sediments and the fish tissue was contaminated with PCBs, PAHs, and metals. The results of these studies led to the performance of a Remedial Investigation (RI) from 1993 through 1995.

3.3.2 Remedial Investigation – 1993 through 1995

The RI was performed to characterize the nature and extent of environmental contamination at the TMC AOC to determine whether remedial action was necessary to eliminate potential threats to human health and the environment from exposures that might arise under existing or expected future site conditions. The RI, which was conducted from 1993 to 1995, included an aquatic survey, surface water sampling, sediment sampling, and fish tissue sampling.

The aquatic survey was used to evaluate creek habitat, water quality, benthic (i.e., bottom dwelling) and drift (i.e., middle and upper water column and surface) macroinvertebrate communities, and fish populations within four 100-meter segments of the on-base part of the creek (one near the EPS, one near Landfill 5, one near the Thor Street residential area, and one farther downstream just inside the base boundary). At approximately the same locations, sediment samples were collected for toxicity testing and fish samples were collected and analyzed for pesticides, PCBs, and metals analyses. Results from the sediment toxicity tests performed as part of the aquatic survey indicated that chemicals were not present at levels acutely toxic to aquatic life. A slight impairment of benthic macroinvertebrate populations was noted at the locations near Landfill 5 and near the base boundary.

Surface water samples were collected from 12 locations along TMC. Eleven locations were distributed along the on-base portion of TMC and one location was at the confluence of TMC and the NYS barge canal. The samples were analyzed for volatile organic compounds (VOCs),

semi-volatile organic compounds (SVOC), PCBs, pesticides, metals, glycols, radionuclides and water quality parameters. One VOC, 15 SVOCs, four pesticides, and seven metals were detected at concentrations above the most stringent criteria for surface water.

Sediment samples were collected at two depths below the surface water/sediment interface (0.5 ft and 1.0 ft) from 15 locations, including the 12 locations along TMC and three locations along the drainage ditch near Landfill 5. The samples were analyzed for VOCs, SVOCs, pesticides, herbicides, PCBs, dioxins, metals, and radionuclides. Three VOCs, 22 SVOCs, 18 pesticides, dioxin, ten metals, and two PCBs (Aroclor 1254 and 1260) were detected at concentrations above the most stringent criteria for sediment. PCB (Aroclor 1260) concentrations in sediment samples ranged up to 110,000 microgram per kilogram (µg/kg).

Fish samples were collected from 5 locations along TMC. The fish population assessment indicated that fish communities were in poor to fair condition which could be due to site contaminants and, in part, to the lack of quality habitat. The results of the fish tissue analysis indicated the presence of PCBs, pesticides, and mercury at levels exceeding NYSDEC ecological risk guidelines for protection of piscivorous wildlife.

In 1995, NYSDEC performed passive in situ concentration/extraction sampling (PISCES) at one location in TMC to test for PCBs and other organochlorines. PCBs and 1,1-dichloro-2,2-bis(chlorophenyl) ethylene (DDE) were detected. Naturally occurring conditions such as below average rainfall and low flow in the stream may have affected the ability of PISCES to detect contaminants.

3.3.3 PCB Investigation - 1997

In 1997, for a separate investigation of PCB contamination associated with Landfill 5, sediment samples were collected at two depth intervals (0 to 0.5 ft and 1 to 1.5 ft) from seven locations in the Landfill 5 tributary to TMC. PCBs were detected at concentrations above the most stringent criteria.

3.3.4 Supplemental Investigation - 1997

In June 1997, as part of a basewide Supplemental Investigation (SI), three PISCES samples and two surface water samples were collected from TMC for pesticide and PCB analysis. Pesticides were detected in two of the PISCES samples. No contaminants were detected in the surface water.

In July 1998, additional SI samples were taken from the off-base portion of TMC to fill data gaps that had been identified in the RI sampling. These included two surface water samples and eight sediment samples. Four metals were detected in surface water samples above the most stringent criteria. Concentrations of 18 SVOCs, dichlorodiphenyldichloroethane (DDD), PCB (Aroclor 1260), and five metals detected in sediment were above the most stringent criteria.

3.3.5 Visual Inspection and Feasibility Study Sampling - 1999

A visual inspection of the habitat quality of TMC was conducted in 1999 by the Air Force,

United States Army Corps of Engineers (USACE), NYSDEC, Environmental Protection Agency (EPA), and US Fish and Wildlife Service to gain a better understanding of creek conditions and the impact of potential remedial actions. In the same year, sediment samples were collected for the TMC AOC feasibility study (FS) from six locations in TMC pond (located off-base between NYS Routes 365 and 49) and analyzed for PCBs, cadmium, and lead.

3.3.6 Feasibility Study - 2001

The FS for the TMC AOC was completed in 2001. The FS presented the final recommended remedial approach for contamination removal and site restoration at the AOC. As part of the FS, previous investigation results were reviewed and additional sediment samples were collected at 26 locations from the on-base portion of TMC and at six locations from the off-base portion of TMC (TMC pond). Sampling was performed in order to define the vertical and lateral extent of contamination to better determine the potential breadth and depth of sediment remediation in those areas. Each sample location was vertically profiled to depths of 3.5 ft below creek bottom. Five VOCs, 24 SVOCs, 15 pesticides, two PCBs (Aroclors 1242 and 1260), dioxins, and 10 metals were detected at concentrations exceeding the most stringent criteria in sediments up to 3.5 ft below the creek bottom. Aroclor 1260 was detected at all sampling locations within the main channel of TMC in at least one sample interval. The greatest level of Aroclor 1260 was 45,300 µg/kg at location TMCSD-1, which was adjacent to the EPS.

Given the extent of the contamination in the TMC sediments, the preferred remedial alternative was sediment excavation to a uniform depth of 2.5 ft along the channel with localized excavations to a depth of 4 ft below creek bottom. The recommended sediment excavation in the TMC pond was to a depth of 3.5 ft below creek bottom. The contamination was identified to be considerably lower in the off-base portion of the creek. Therefore, only limited excavation of the off-base portion of the creek was required. The FS also specified the creek restoration design following excavation.

3.4 Record of Decision

The Final TMC Proposed Plan was issued for public comment in July 2003. The public comment period was July 24, 2003 to August 23, 2003 and a public meeting on the proposed plan was held on August 5, 2003. The ROD was signed on December 24, 2003 by the Air Force and by the EPA on March 26, 2004 with NYSDEC concurrence.

The TMC AOC ROD presented the Selected Remedy to address existing and future potential threats posed by TMC. The Selected Remedy included:

- Excavation of contaminated sediments: The selected remedy involved the excavation of the on-base portion of the creek to a uniform depth of 2.5 ft along the channel with localized excavations to a depth of 4 ft below current creek bed. Additional remedial action included the excavation of the TMC pond to a uniform depth of 3.5 ft. The selected remedy of excavation was expected to reduce the levels of sediment contamination. The remedial action objectives (RAOs) were as follows: reduce PCBs from 110,000 parts per billion (ppb) to approximately 1,000 ppb (1 part per million

(ppm)) or less; reduce VOCs from greater than 100,000 ppb to approximately 1,000 ppb or less; and reduce metals from 900,000 ppb to approximately 50,000 ppb or less. The contamination was identified to be considerably lower in the off-base portion of the creek. Therefore, only excavation at 16 silt deposit areas in the off-base portion of the creek was required.

- Monitoring of the surface water and stream environment at the site: Long-Term Monitoring including surface water, sediment, and fish tissue sampling, was implemented following remediation and site restoration to confirm the effectiveness of the remedy and ensure the continued protection of human health and the environment.

3.5 Three Mile Creek AOC Remedial Action

3.5.1 Remedial Design

Based on the TMC Feasibility Study (E&E, July 2002) and the ROD, the Remedial design included the excavation of contaminated sediments in the on-base and off-base portions of TMC followed by the restoration of the aquatic habitat of the creek as well as the restoration and enhancement of wetlands associated with the on-base portion of the creek. The design depths for the on-base excavation (main channel, the north channel, and the Landfill 5 tributary), as defined in the ROD, ranged from 2.5 feet below ground surface (bgs) to 4 feet bgs. The Remedial design also included the excavation of the TMC pond along with sixteen soil deposit areas in the off-base portion of TMC. The design depth for the TMC pond and silt deposit areas excavation, as defined in the ROD, was 3.5 feet bgs.

3.5.2 Remedial Action Construction

Cape initiated remedial action construction on July 23, 2004 with site preparation activities including project trailer installation, and utility clearance. Site surveying was performed to stake out the limits of excavation and restoration and control points. Erosion controls were installed along disturbed soil areas and the pond to prevent silt accumulation in the creek and wetlands. TMC and the pond were cleared of site vegetation to perform the remedial action. Clearing was limited to the approved limits of disturbance. Temporary haul and access roads were constructed to allow access to the construction site. These roads were removed after construction activities were complete. To properly execute the removal action, the creek needed to be diverted. Dams were constructed above excavation areas and water was pumped around the areas. During storm events, the dams were removed to allow water flow. The pond was also required to be dewatered. A dam was constructed upgradient, and all water was diverted around the pond. After restoration activities were complete, the creek and pond were resurveyed to verify the restoration (CAPE, May 2009).

The scope of the remedial action was changed during remedial action performance. The limits of disturbance and meander locations changed, which resulted in much larger excavation quantities. Approximately 37,760 cy were excavated on base portion of the creek including the berm located along the main channel of the creek (3,100 cy). Approximately 5,940 cy were excavated from the TMC pond and 82 cy were excavated from the 16 silt deposit areas in the off-base

portion of the creek.

Excavated sediments were stockpiled prior to disposal. Waste characterization samples were collected at each stockpile to determine the nature of the sediments for on-site/off-site disposal. The analysis of the waste characterization samples included chemical and geotechnical. Several stockpiles did not meet moisture content criteria for on-site disposal at Landfill 6. The stockpiles were left to dry by gravity and evaporation. In addition, Calciment® which is a drying agent was added to the stockpiles to reduce moisture content. When characterization samples met criteria, the sediment at these stockpiles were transported and disposed of in Landfill 6.

Approximately 43,700 cy of sediments were disposed of at Landfill 6. Approximately 530 tons of sediment were disposed of at off-site landfills due to exceedances in chemical criteria (PCB concentrations above 10,000 µg/kg). These landfills included High Acres Landfill and Model City Landfill.

The excavated area of the creek was also restored. The restoration consisted of sediment backfill, the construction of several meanders throughout the length of the creek, the distribution of logs across the banks of the main channel to provide wildlife habitat areas, creation of 5 vernal pools, and creation of a mitigation wetland (5 acres) within the TMC floodplain. Clean backfill from an off-base source was used for the creek restoration.

During backfilling of the excavated portions of TMC, FPM Group, Ltd. collected two soil samples on June 29, 2005 from the TMC pond backfill. Samples were analyzed for VOCs, SVOCs, PCBs, pesticides, and metals. Results showed VOCs and metals detections, none of which exceeded NYS standards.

3.6 Three Mile Creek AOC Long Term Monitoring

LTM at the TMC AOC initially consisted of annual surface water and sediment sampling at sampling locations TMC-1 through -8 and fish tissue sampling and a benthic qualitative assessment performed every three years at sampling locations TMC-1 through -5. Fish tissue sampling and benthic qualitative assessment is not performed at TMC-6 through -8. The sampling locations are illustrated in Figure 3-1. LTM at the AOC was initiated in fall 2006. Surface water sampling, sediment sampling, fish tissue sampling and a benthic qualitative assessment was performed in accordance with the Final LTM work plan (WP) requirements (FPM, October 2004).

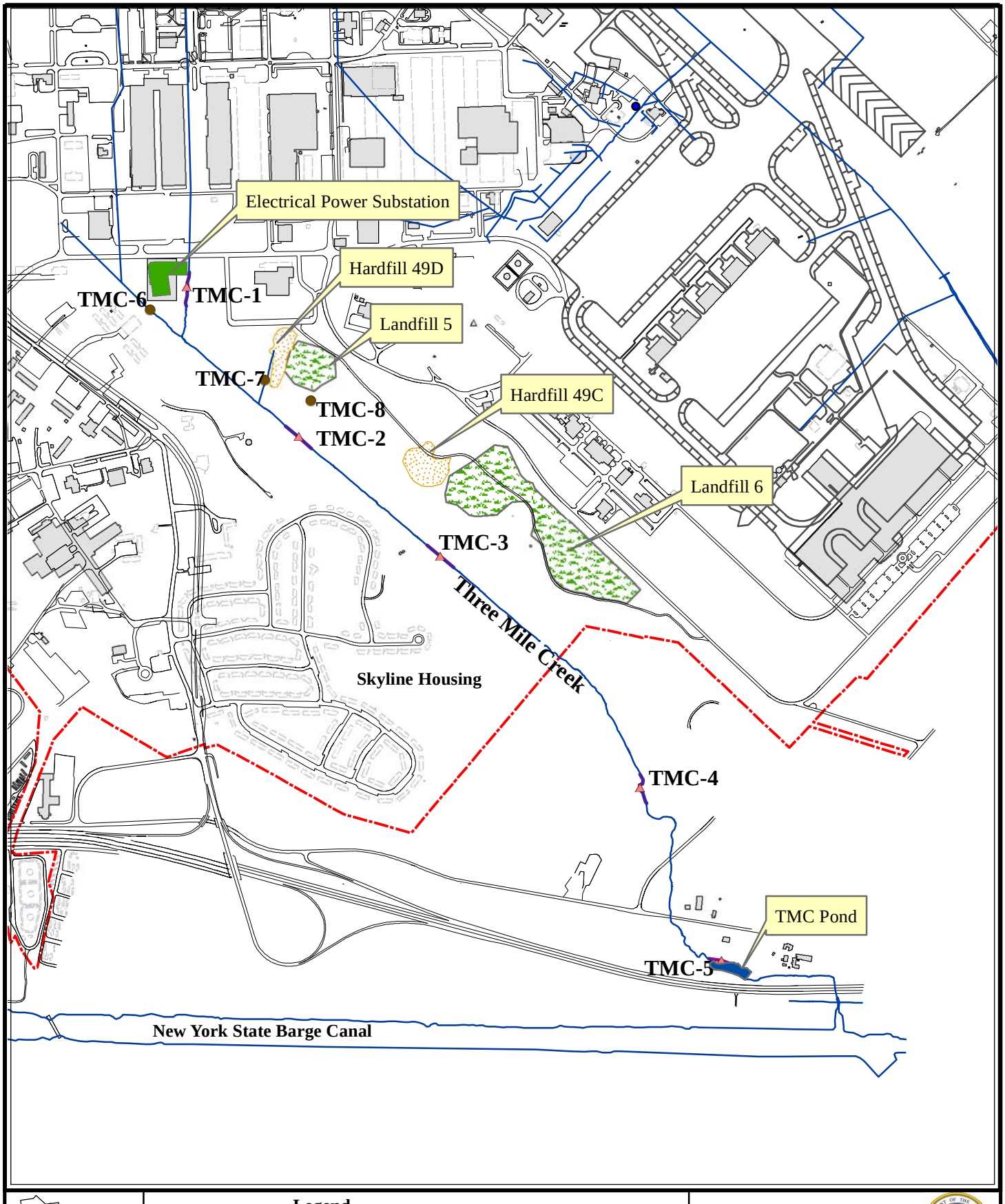

Site Location

Legend

- Demolished Building
- Existing Building
- Landfill
- Electrical Power Substation
- Hardfill
- Suface Water/Sediment Sample Location
- Suface Water/Sediment/Fish/Benthic Sample Location
- Surface Water
- Airfield/Road
- Air Force Boundary
- Fish Sampling Stretch

N

300 150 0 300 600
Feet

UNITED STATES AIR FORCE
FORMER GRIFFISS AIR FORCE BASE
ROME,NEW YORK

Figure 3-1
Three Mile Creek
Sampling Locations

FPM Remediations, Inc

CAPE

Y:\GIS_Projects\Griffiss\Projects\40-05-27\3-6_mile_creek\Three Mile Creek_Figure3-1.mxd

LTM sampling has included:

- Fall 2006: Sediment sampling, surface water sampling, fish tissue sampling, and benthic qualitative assessment.
- Fall 2007: Sediment sampling and surface water sampling.
- Fall 2008: Sediment sampling and surface water sampling.
- Fall 2009: Sediment sampling, surface water sampling, fish tissue sampling, and benthic qualitative assessment.
- Fall 2010: Sediment sampling and surface water sampling.
- Fall 2011: Sediment sampling.

Surface water and sediment samples were analyzed for VOCs, SVOCs, metals, pesticides, and PCBs. Fish tissue samples were analyzed for cadmium, mercury, pesticides, and PCBs. The LTM Network Optimization summarized below is also presented in Appendix A.

LTM Results:

The following summarizes the previous LTM results for TMC. Full descriptions of previous LTM activities and sampling results are provided in the Fall 2006 Annual LTM Report for Three Mile Creek (FPM, October 2007), Fall 2007 Annual LTM Report for Three Mile Creek (FPM, October 2008), Fall 2008 Annual LTM Report for Three Mile Creek (FPM, December 2009), Fall 2009 Annual LTM Report for Three Mile Creek (FPM, March 2010), Fall 2010 Annual LTM Report for Three Mile Creek (FPM, July 2011), and Fall 2011 Annual LTM Report for Three Mile Creek (CAPE/FPM, February 2012).

All surface water, sediment, and fish tissue sampling results from each of the LTM events are located in Appendix C.

Surface Water

VOC detections were reported in surface water samples during the 2006, 2007, 2008, and 2009 sampling events (not analyzed during the 2010 sampling event). None of these detections exceeded NYS Surface Water Standards. SVOC and metals concentrations exceeding NYS Surface Water Standards were reported during all sampling events. During data analysis, the SVOC and metals detections were determined to be indicative of basewide background conditions identified during the RI (reported at several sites throughout the base) or were detected within one order of magnitude of the surface water standard. Only one sampling location showed PCB or pesticide exceedances during the TMC AOC LTM sampling events. Anlytical results for location TMC-7 indicated that one PCB (Aroclor 1260) and one pesticide (dieldrin) were in exceedance of NYS Surface Water Standards during the fall 2007 and fall 2008 sampling events. The exceedances may be attributed to suspended solids in the sample.

All LTM surface water sampling results from the 2006, 2007, 2008, 2009, and 2010 sampling events were compared to the previous LTM surface water results and the 1993/94 RI (if applicable). The 2010 LTM surface water results for SVOCs and pesticides are lower in concentration and in number of detected contaminants of concern (COCs) than the four previous

LTM rounds. Two SVOCs that were detected above NYSDEC Surface Water Standards are associated with the B data qualifier. This qualifier indicates that the analyst was also detected in the associated blank. TMC-7 which showed the most SVOC exceedances during the fall 2009 sampling round could not be sampled in 2010 due to a lack of water in the creek. TMC-6 showed the highest number of SVOC exceedances during this round which is an increase from the fall 2009 round. This may be attributed to suspended sediment/solids present in the sample. One pesticide, gamma-chlordane, exceedance was also detected in one surface water sampling location (TMC-6) and may be attributed to the sample containing suspended solids. Pesticides were not detected at this location in previous investigations and LTM results. Additionally, it should be noted that pesticides containing these COCs are no longer used at the former Griffiss AFB.

Sediment

VOCs were not detected in sediments above the most stringent ecological screening value at any location during the fall 2006 through fall 2009 sampling rounds. VOC analysis was removed from the LTM network following the fall 2009 sampling round.

Metals concentrations were detected above the most stringent ecological screening value. The metals exceedances reported in each of the previous LTM sampling rounds are indicative of basewide background conditions (identified during the RI) or were detected within one order of magnitude of the most stringent ecological screening value.

LTM sampling results showed SVOC concentrations above the most stringent ecological screening values. The SVOC exceedances reported in each of the previous LTM sampling rounds were detected within one order of magnitude of the most stringent ecological screening value. In addition, the sampling locations which reported the most SVOC exceedances were located near culverts which collected surface water runoff from roadways and parking lots. The SVOC contamination at the creek may be attributed to upstream parking lots and roadway runoff. This is feasible considering that TMC-5 is located at the TMC pond; the flow velocity of water that enters the pond decreases and as it does suspended sediments are deposited.

Pesticide exceedances were reported at all sampling locations in at least one of the LTM sampling rounds. Total pesticide concentrations show a decreasing trend when the 1994 RI and historical LTM sampling results are compared.

PCB (Aroclor 1260) has been detected at concentrations above the most stringent ecological screening value of 5 µg/kg during all sampling rounds. Exceedances show a decreasing trend at applicable sampling locations (TMC-1, -2, -3, -6, -7, and -8) when the 1994 RI sampling round and LTM sampling rounds were compared. The LTM results are stable and below the RA-Os identified in the ROD.

Arochlor 1260 was detected at a maximum concentration of 7,500 µg/kg (TMC-7) in the 1993/94 RI and has declined to a maximum concentration of 48 J µg/kg (TMC-1) in the fall 2011 sampling round. Prior to the 2011 sampling event, the maximum detection was 604 J µg/kg (TMC-5) in the fall 2010 sampling round, 304 µg/kg (TMC-4) in the fall 2009 sampling round, 433 µg/kg (TMC-4) in the fall 2008 round, 116 µg/kg (TMC-5) in the fall 2007 round, and 570

µg/kg (TMC-4) in the fall 2006 round.

The Aroclor 1260 concentrations ranged from 8.75 F to 570 µg/kg during the Fall 2006 sampling round, 16.7 to 116 µg/kg during the Fall 2007 sampling round, 3.76 F to 433 µg/kg during the Fall 2008 sampling, 47.5 to 304 µg/kg during the Fall 2009 sampling round, 28.3 to 604 J µg/kg during the Fall 2010 sampling round, and 12 to 48 J µg/kg during the Fall 2011 sampling round. The F data qualifier indicates that the analyte was positively identified above the method detection limit, but the concentration is below the reporting limit. The J data qualifier indicates that the analyte was positively identified, but the quantitation is an estimation. PCB detections are presented in Table 3-1.

Although variations in detected PCB concentrations are evident, the variations are likely due to spatial variability. The general trend is an order of magnitude decline from 1993/94 RI to fall 2011 results. The declining trend is illustrated in Figures 3-2, 3-3, and 3-4. Figure 3-2 shows the PCB concentration trends of the average and maximum detections during the RI and LTM events, Figure 3-3 shows the PCB concentration trends during the RI and LTM events, and Figure 3-4 shows the PCB concentrations trends during the LTM events only.

Table 3-1
PCB (Aroclor 1260) Detections (µg/kg) in Sediment Samples

Sampling Location	Sampling Round						
	RI Results (1994)	**2006**	**2007**	**2008**	**2009**	**2010**	**2011**
TMC-1	NA	66.5	U	51.2	146	144	48 J
TMC-2	6,600	28.5 F	16.7	13.2 F	84	71.7	U
TMC-3	3,400	U	38.1	3.76 F	47.5	234	U
TMC-4	NA	570	67.1	433	304	339	12 J
TMC-5	NA	111	116	74.6	211	604 J	27 J
TMC-6	U	U	8.75 F	U	U	U	U
TMC-7	7,500	115	101	7.97 F	54.7	28.3	U
TMC-8	U	U	U	U	NS	NS	NS

Notes:
5 µg/kg = Most Stringent Ecological Screening Value for Aroclor 1260.
U = not detected.
F = The analyte was detected above the MDL but below the RL.
J = The analyte was an estimation.
NA = not available.
NS = not sampled.

Figure 3-2
Three Mile Creek Average and Maximum Sediment PCB Concentration Trends

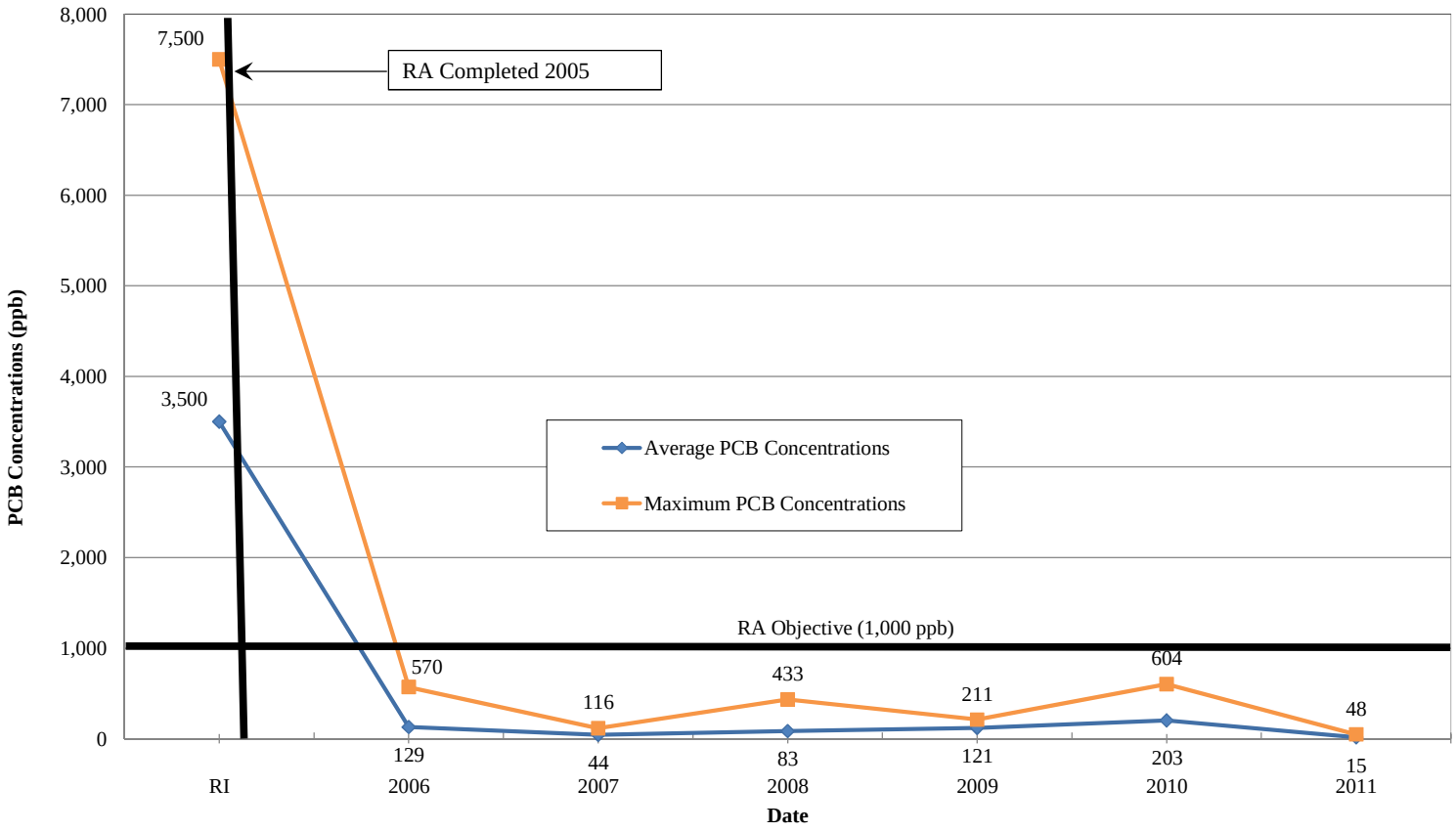

Note: Sampling Locations TMC-4 and TMC-5 were not sampled during the 1993/94 RI.

Figure 3-3
Three Mile Creek Sediment PCB Concentration Trends (RI and LTM)

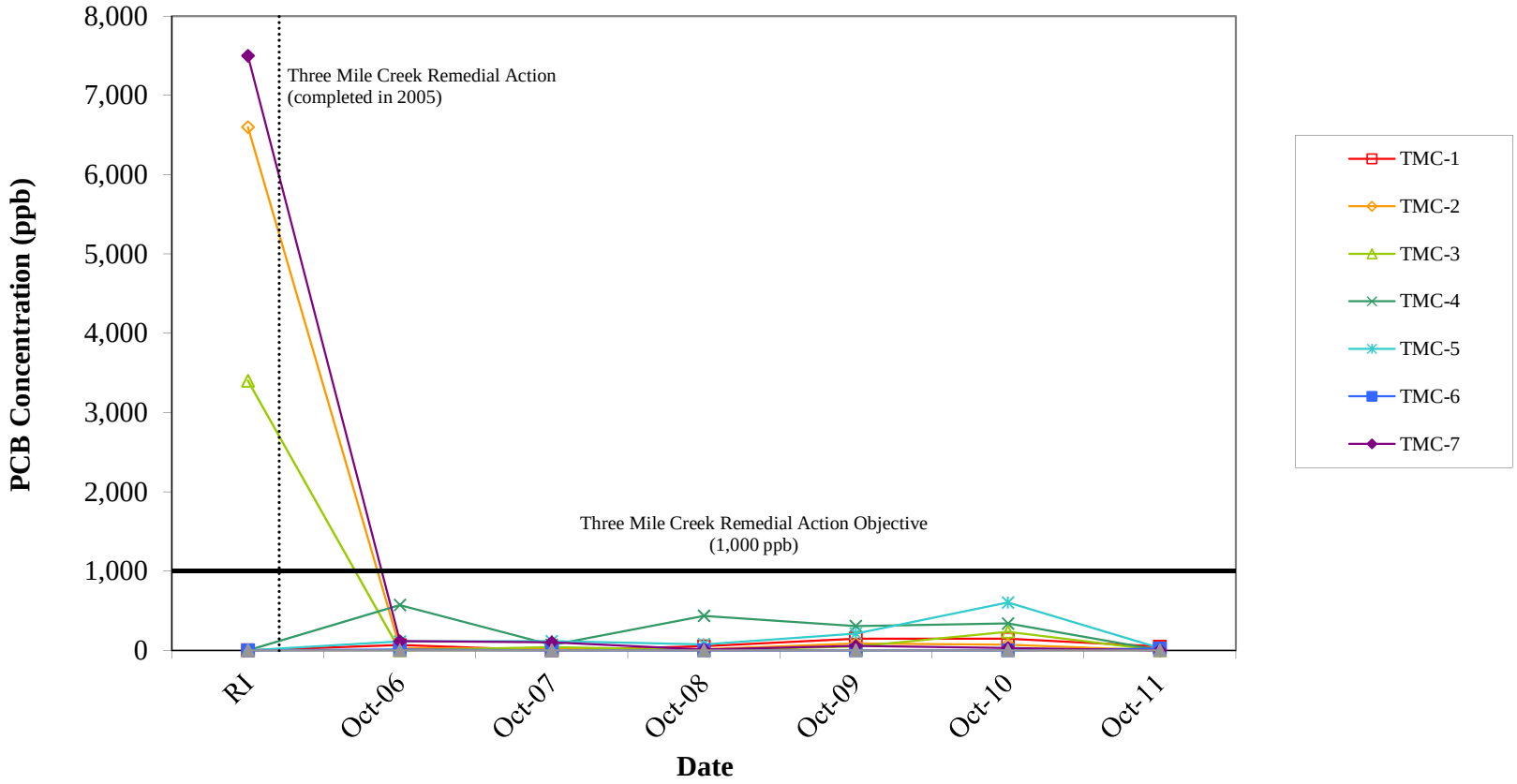

Note: Sampling Locations TMC-4 and TMC-5 were not sampled during the 1993/94 RI.

Figure 3-4
Three Mile Creek Sediment PCB Concentration Trends (LTM only)

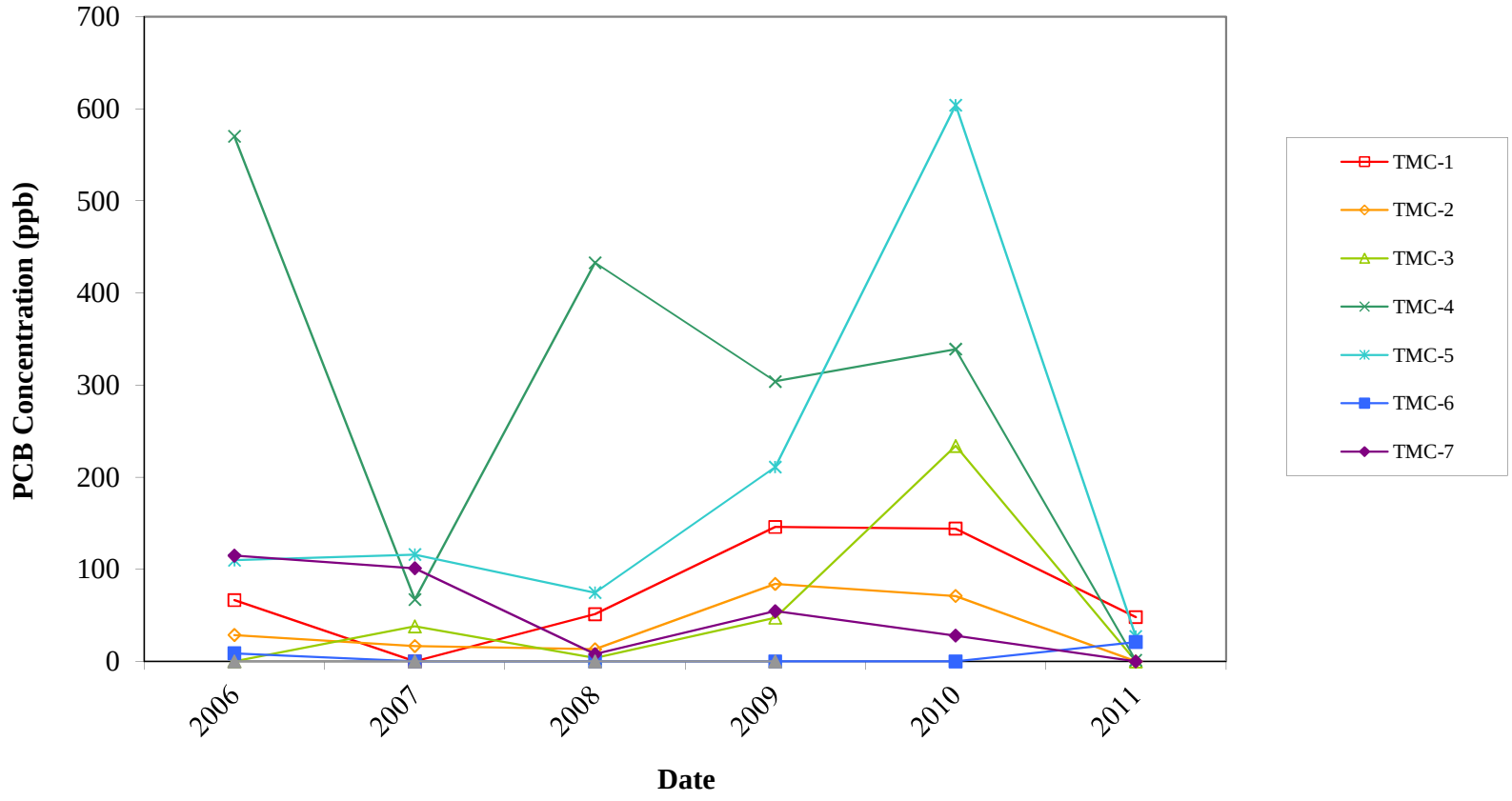

Note: Sampling Locations TMC-4 and TMC-5 were not sampled during the 1993/94 RI.

Fish Tissue

Pesticide, PCB, and metals detections were reported in fish tissue samples at all of the sampling locations (TMC-1, -2, -3, -4, and -5) during the fall 2006 and fall 2009 sampling rounds. All locations had at least one fish sample with a PCB or pesticide concentration above the NYSDEC piscivorous wildlife criteria. At sampling locations 1, 4, and 5, PCB concentrations were detected above the New York State Department of Health (NYSDOH) Fish Advisory Guidelines (locations 1, 4, and 5 also showed elevated PCB exceedances in the sediment samples). The TMC AOC 2004/2005 RA was not required along the entire length of the creek. Given that TMC is dammed, fish migration to and from the Barge Canal is not possible. It is feasible that the fish sampled during the 2006 and 2009 sampling rounds lived in the creek prior to and during RA activities, resulting in the continued PCB detections in fish tissue.

In the on-base portion of the creek that required remediation, LTM fish tissue sampling data has shown a decrease in PCB levels compared to the RI results at locations TMC-1, -2, and -3. These three locations are similar to sampling locations sampled during the RI (TMCFS-1, -2, and -3). Detected PCBs concentrations ranged from 28-32,500 parts per billion (ppb) during the RI. In the 2006 sampling event, total detected PCB concentrations ranged from 250-2,890 ppb and from 580-4,300 ppb in the 2009 sampling event. Since the RI, there has been a significant reduction in PCB concentrations in fish tissue as illustrates in Figures 3-5 and 3-6.

It should also be noted that the number and size of fish collected during the 2006 and 2009 sampling events show an increasing trend compared to the RI results. During the RI, a total of 456 fish were collected from these three locations ranging in length from 33-179 millimeters (mm). In the 2006 sampling event, 319 fish were collected from these locations ranging from 45-225 mm and in the 2009 sampling event, 759 fish were collected at these three locations ranging from 47-251 mm. The small decrease in number of fish collected from the RI to the 2006 sampling event may be a result of the 2004/2005 RA displacing fish in this section of the creek. Figure 3-7 illustrates the number and sizes of fish collected in each sampling event.

Benthic Qualitative Assessment

The results of the benthic qualitative assessments conducted in 2006 and 2009 indicated that the creek was slightly-to-moderately impacted according to the NYSDEC Biomonitoring Unit protocol for slow and sandy streams. Since there is sandy substrate and slow water flow in portions of the creek, TMC is considered a poor habitat for benthic macroinvertebrates. Therefore, the slightly-to-moderately impacted classification may be due to the poor habitat and not chemical conditions in surface water or sediment. The benthic assessment results are illustrated on Figure 3-8.

Figure 3-5
Three Mile Creek Fish Tissue PCB Concentration Trends (Maximum and Minimum)

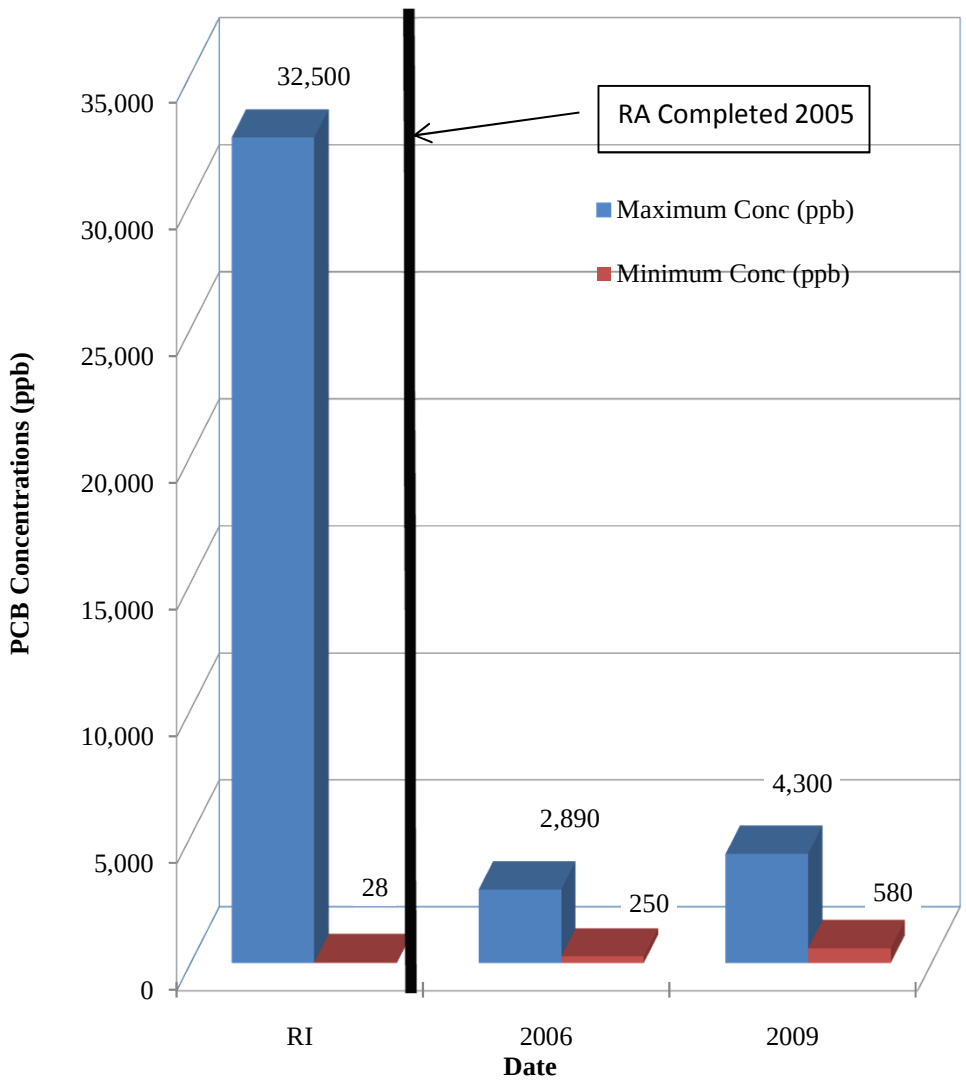

Figure 3-6
Three Mile Creek PCB Concentrations in Fish Tissue

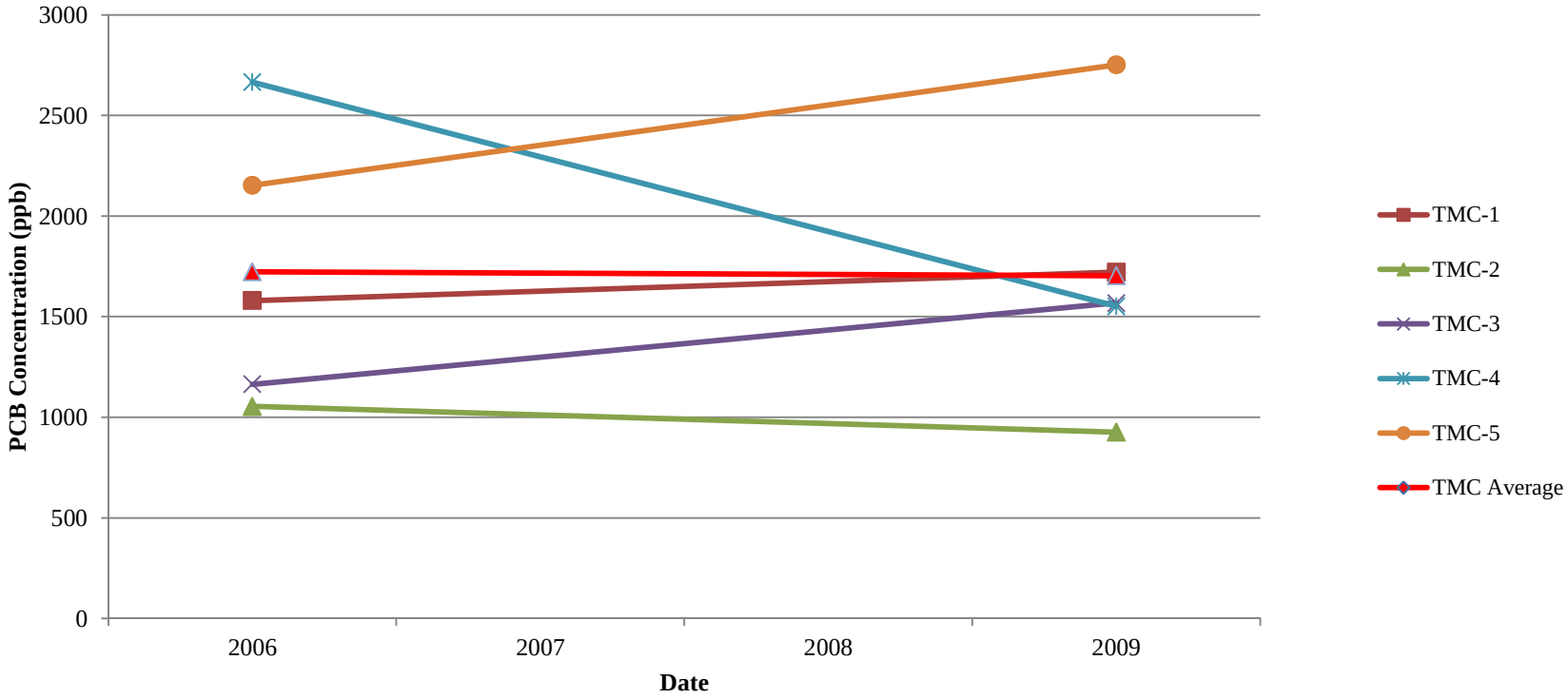

Figure 3-7
Three Mile Creek Maximum and Minimum Fish Sizes

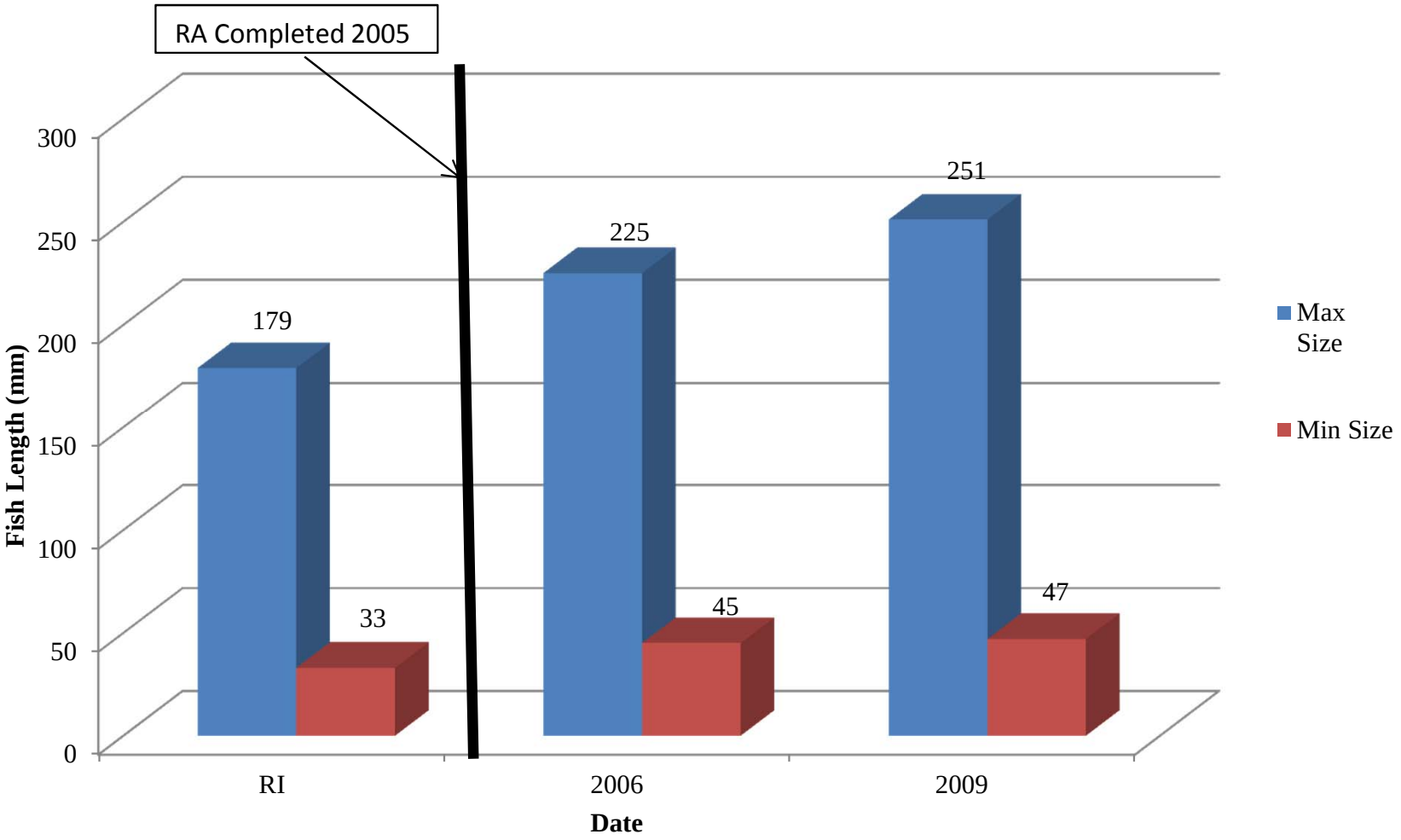

Figure 3-8
Three Mile Creek
Benthic Assessment Trends

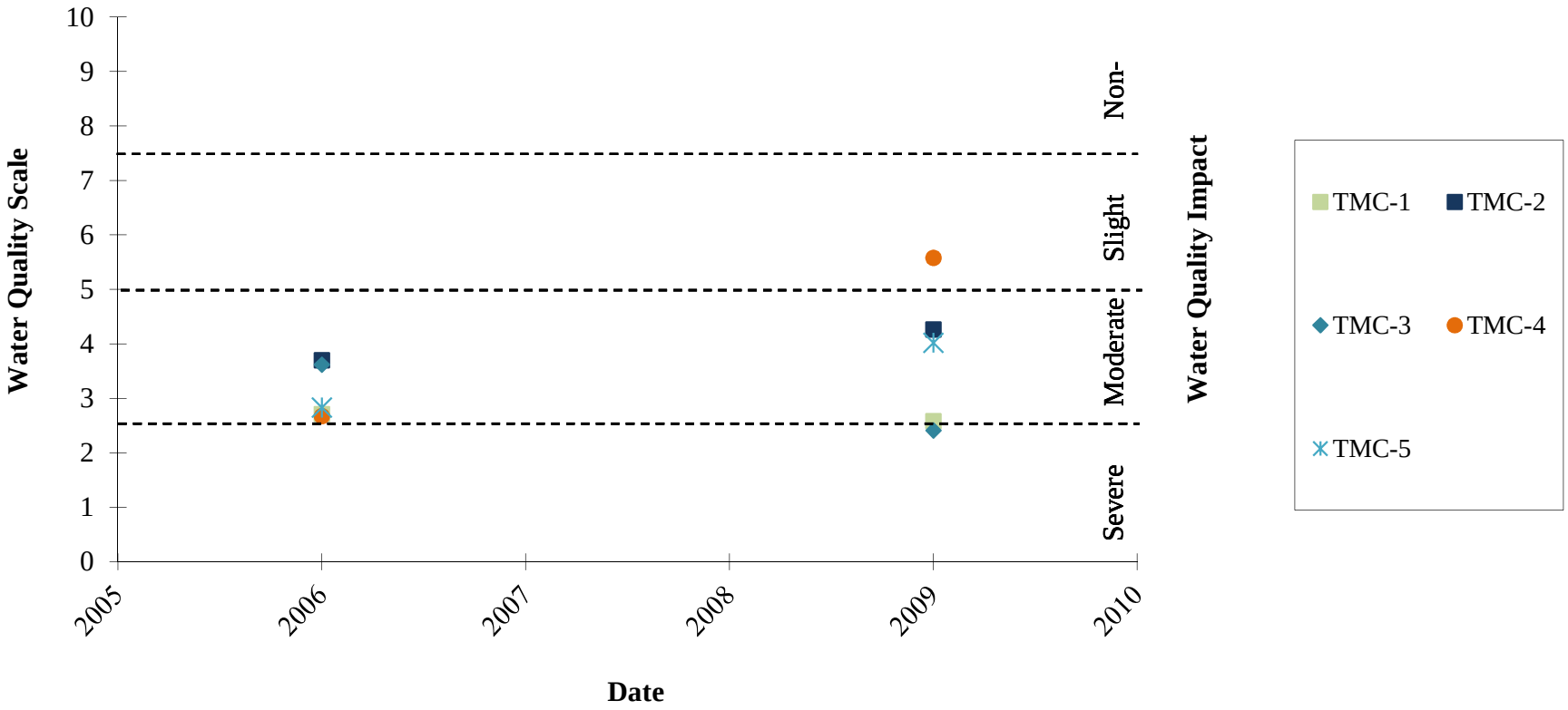

3.7 Demonstration of Completion

3.7.1 Surface Water Quality Analysis

Surface water at TMC is monitored in accordance with the LTM Plan. Sampling locations are shown in Figure 3-1. The latest LTM sampling results show VOC and SVOC detections below NYSDEC surface water standards. In addition, the VOC and SVOC detections are lower than RI results. These detections may be attributed to lab contamination or related to the storm water received in TMC. TMC receives storm water from the southern part of the former Griffiss AFB, which includes large parking lots and many roads. Limited metals detections/exceedances have also been reported in the LTM sampling rounds, but metals detections were determined to be indicative of basewide background conditions (reported at several sites throughout the base) or were detected within one order of magnitude of the surface water standard. Limited pesticides and PCB detections have been reported at TMC-7 and -8, but these locations were not sampled during the RI. No pesticides were detected at TMC-7 or -8 in the Fall 2009 sampling round. Only one PCB (Aroclor 1260) was detected during the Fall 2009 sampling round at TMC-7, but at concentrations lower than previous rounds. Surface water samples were not collected at these locations in Fall 2010.

Long term monitoring has shown that surface water contamination is stable and associated with residual sediment contamination and surface runoff.

3.7.2 Sediment Quality Analysis

The contaminated sediments were excavated in a remedial action and site restoration was performed by Cape between July 2004 and September 2005. The sediments were excavated, stockpiled, characterized, stabilized with Calciment, and, when the characterization criteria were met (PCB levels lower than 10 µg/kg), disposed of in Landfill 6 before cap construction. Any sediment with PCB concentrations greater than 10 µg/kg, was transported to High Acres and Model City Landfills for disposal. The excavated portions of TMC were backfilled with clean soil. This met the RAO established in the ROD to reduce the current exposure of humans and the environment to PCBs.

An LTM program was implemented the year after the remedial action and site restoration were completed. Six annual LTM sampling events have been performed (Fall 2006, Fall 2007, Fall 2008, Fall 2009, Fall 2010, and Fall 2011). The LTM sampling shows that sediment concentrations have decreased significantly after the remedial action. No VOC exceedances have been reported at any sampling location in the Fall 2006 through Fall 2009 sampling rounds. VOCs were not analyzed in 2010. Sporadic SVOC exceedances have been reported over the four sampling rounds, but were shown to be either lab contaminants or detected within one order of magnitude of the most stringent ecological screening value. Limited metals detections/ exceedances have also been reported over the five sampling rounds, but metals detections were determined to be indicative of basewide background conditions (reported at several sites throughout the base) or were detected within one order of magnitude of the most stringent

ecological screening value. Pesticides detections and exceedances have also greatly decreased since the 1994 RI.

PCB (arochlor 1260) was detected at a maximum concentration of 7.5 ppm (TMC-7) in the 1993/4 RI. Results from the LTM events following the remedial action show that PCB (arochlor 1260) concentrations have significantly declined. At sampling locations that were part of the remedial action, PCB concentrations range from 0.0283 ppm to 0.604 J ppm (well below the 1 ppm objective) and show an overall stable trend for the LTM results. It should be noted that PCB concentrations at the sampling location (TMC-4) are also below 1 ppm. LTM showed that PCB concentrations ranged from 0.0671 ppm to 0.57 ppm. This sampling location was not part of the remedial action. LTM results show that sediment COC concentrations have decreased significantly and remain stable. Due to the persistent nature of the COCs identified in the creek sediment, it is anticipated that sediment COCs will remain stable. LTM has confirmed the elimination of previous contamination sources.

3.7.3 Fish Tissue Analysis

Compared to the fish tissue sampling continued during the 1993/1994 RI, LTM results show a significant decline in PCB levels in fish tissue. PCB concentrations reported in the 1993/94 RI ranged from 28 µg/kg to 32,500 µg/kg. In the Fall 2006 LTM event, PCB concentrations ranged from 250 µg/kg to 5,192 µg/kg and in the Fall 2009 LTM event, PCB concentrations ranged 458 µg/kg to 4,300 µg/kg. It should be noted that in the Fall 2009 LTM event, a PCB concentration of 7,570 B µg/kg was also reported. However, the B data qualifier indicates that the result is a positive value, but the analyte was detected in an associated blank above the reporting limit. The TMC AOC 2004/2005 Remedial Action was not required along the entire length of the creek. Therefore, fish tissue levels are still above the NYSDOH Fish Advisory Guidelines at several locations. It is likely that the fish sampled lived in the stretch of the creek that was not remediated because TMC is dammed near the Barge Canal making it impossible for new fish to migrate into the creek.

Compared to the 1993/94 RI, mercury results are one order of magnitude lower at locations TMC-1, -2, and -3 and cadmium, detected in the RI, has only been detected in one fish sample at TMC-1 during the 2009 sampling round. Pesticide results are comparable to one order or magnitude lower than RI results.

3.7.4 Benthic Macroinvertebrate Qualitative Analysis

Two rounds of benthic macroinvertebrate qualitative analysis have been conducted and results show that the TMC AOC is a slightly to severely impacted habitat. This is likely the result of the stream's poor habitat for benthic macroinvertebrates (i.e., slow flow and sandy substrate). The RI showed a similar conclusion in that the creek had impaired benthic macroinvertebrate populations due to poor habitat and not a result of chemical conditions in the creek.

3.7.5 Associated Site Analysis

Remedies have been installed at all sites associated with the TMC AOC. Currently, LTM and PM are conducted at Landfill 5, Landfill 6, and the Landfill 6 TCE Plume AOCs. LTM at these AOCs includes surface water sampling within TMC. Surface water sampling has confirmed that no COCs from these AOCs are impacting the creek. LTM, including surface water sampling, will be continued under the LTM and PM networks of these AOCs to track any potential for impact to TMC. The LTM and PM figures and results for Landfill 5, Landfill 6, and the Landfill 6 TCE Plume AOCs are presented in Appendix D.

3.7.6 Wetland and Vernal Pool Inspection and Site Walk

RA restoration at SD031 included the creation of vernal pools and a mitigation wetland in the TMC floodplain. During the March 26, 2012 meeting between the Air Force, EPA, and NYSDEC, the NYSDEC recommended that an inspection of the constructed wetland areas and vernal pools be conducted to determine if wetland vegetation is present and if the areas promote the intended wildlife habitat. The inspection was conducted on August 29, 2012. In addition to inspection, the EPA and NYSDEC also recommended that a site walk at the TMC and SMC AOCs be performed. In accordance with this recommendation, the site walk was held on October 2, 2012. Based on the findings of the inspection and site walk, it was determined that these constructed wetland and vernal pool areas are progressing as intended for optimal wetland vegetation coverage and wildlife habitat. The Wetland and Vernal Pool Inspection and Site Walk Letter Report is provided in Appendix E. This letter report also includes the observed vegetation results and site photos.

3.8 Recommendations

No further action in association with the SD031 AOC is recommended. The LTM has confirmed the reduction of creek COCs to below remedial action objectives. The COCs show stable and declining concentrations over 6 years of LTM. In addition, the wetland and vernal pool inspection and site walk conducted in 2012 showed that the constructed areas contain optimal wetland vegetation coverage and wildlife habitat. Monitoring will continue to be conducted as part of the LTM Networks of potential source sites including the Landfill 5 and 6 AOCs and the Landfill 6 TCE Plume AOC.

This page is intentionally left blank.

4.0 REFERENCES

Air Force Center for Environmental Excellence, Technical Services Quality Assurance Program, Quality Assurance Project Plan, Version 3.1, August 2001.

AFRPA, Final Record of Decision for the Landfill 1 Area of Concern at the Former Griffiss Air Force Base, Rome, NY, February 2000.

AFRPA, Final Record of Decision for the Landfill 2/3 Area of Concern at the Former Griffiss Air Force Base, Rome, NY, February 2000.

AFRPA, Final Record of Decision for the Landfill 7 Area of Concern at the Former Griffiss Air Force Base, Rome, NY, February 2000.

AFRPA, Final Record of Decision for the Landfill 5 Area of Concern at the Former Griffiss Air Force Base, Rome, NY, March 2000.

AFRPA, Final Record of Decision for the Landfill 6 Area of Concern at the Former Griffiss Air Force Base, Rome, NY, February 2001.

AFRPA, Final Three Mile Creek Feasibility Study Addendum at the Former Griffiss Air Force Base, Rome, NY, July 2002.

AFRPA, Final Record of Decision for Three Mile Creek Area of Concern at the Former Griffiss Air Force Base, Rome, NY, December 2003.

AFRPA, Final Record of Decision for Six Mile Creek Area of Concern at the Former Griffiss Air Force Base, Rome, NY, December 2003.

AFRPA, Final Record of Decision for the Electrical Power Substation Area of Concern at the Former Griffiss Air Force Base, Rome, NY, November 2004.

AFRPA, Report of Implementation of Remedial Actions at the Landfill 6 AOC at the Former Griffiss Air Force Base, September 2008.

AFRPA, Final Record of Decision for the AOC (SD-52) at the Former Griffiss Air Force Base, December 2008.

AFRPA, Report of Implementation of Remedial Actions at the Landfill 1 AOC at the Former Griffiss Air Force Base, September 2009.

Ecology and Environment, Inc., Draft Feasibility Study for the Former Griffiss Air Force Base Three Mile Creek AOC, Griffiss Air Force Base, January 1998.

Ecology and Environment, Inc., Final Report for Supplemental Investigations of Areas of Concern, Griffiss Air Force Base, November 1998.

Ecology and Environment, Inc., Final Three Mile Creek Feasibility Study Addendum, Former Griffiss Air Force Base, Rome, New York, July 2002.

Ecology and Environment, Inc., Final Records of Decision for Areas of Concern (AOCs), Three Mile Creek and Six Mile Creek, Former Griffiss Air Force Base, Rome, New York, December 2003.

Ecology and Environment, Inc., Draft May 2011 and October 2011 Performance Monitoring Data Summary Report for AOC 9, Former Griffiss Air Force Base, Rome, New York, May 2012.

EPA, Guidance for Assessing Chemical Contaminant Data for Use in Fish Advisories, Volume 1, Fish Sampling and Analysis, third edition, November 2000.

FPM Group, Ltd., Draft Report, AOC Long-Term Monitoring Baseline Study, Griffiss Air Force Base, Revision 1.0, July 2000.

FPM Group Ltd., Final Long Term Monitoring Work Plan for the Three Mile Creek and Six Mile Creek AOCs, October 2004.

FPM Group Ltd., Fall 2006 Annual Long-Term Monitoring Report for Three Mile Creek Area of Concern at the former Griffiss Air Force Base, Revision 1.0, October 2007.

FPM Group, Ltd., Fall 2007 Annual Long-Term Monitoring Report for Three Mile Creek, Revision 1.0, October 2008.

FPM Group, Ltd., Fall 2008 Annual Long-Term Monitoring Report for Three Mile Creek, Revision 2.0, December 2009.

FPM Group, Ltd., Fall 2009 Annual Long-Term Monitoring Report for Three Mile Creek, Revision 1.0, March 2010.

FPM Group, Ltd., Fall 2010 Annual Long-Term Monitoring Report for Three Mile Creek, Revision 1.0, July 2011.

FPM Group, Ltd., Fall 2004 Annual Long-Term Monitoring Report, Six Mile Creek AOC, Long-Term Monitoring Program, former Griffiss Air Force Base, Revision 0.0, July 2005.

FPM Group, Ltd., Fall 2005 Annual Long-Term Monitoring Report, Six Mile Creek AOC, Long-Term Monitoring Program, former Griffiss Air Force Base, Revision 0.0, May 2006.

FPM Group, Ltd., Fall 2006 Annual Long-Term Monitoring Report, Six Mile Creek AOC, Long-Term Monitoring Program, former Griffiss Air Force Base, Revision 1.0, October 2007.

FPM Group, Ltd., Fall 2007 Annual Long-Term Monitoring Report, Six Mile Creek AOC, Long-Term Monitoring Program, former Griffiss Air Force Base, Revision 0.0, October 2008.

FPM Group, Ltd., Fall 2008 Annual Long-Term Monitoring Report, Six Mile Creek AOC, Long-Term Monitoring Program, former Griffiss Air Force Base, Revision 1.0, August 2009.

FPM Group, Ltd., Fall 2009 Annual Long-Term Monitoring Report, Six Mile Creek AOC, Long-Term Monitoring Program, former Griffiss Air Force Base, Revision 1.0, March 2010.

FPM Group, Ltd., Fall 2010 Annual Long-Term Monitoring Report, Six Mile Creek AOC, Long-Term Monitoring Program, former Griffiss Air Force Base, Revision 1.0, July 2011.

FPM Group, Ltd., Final 2005 5-Year Review for the former Griffiss Air Force Base, Revision 2.2, September 2005.

FPM Group, Ltd., Final 2010 5-Year Review for the former Griffiss Air Force Base, September 2010.

FPM Group Ltd., Final Performance Monitoring Work Plan (PM WP), On-Base Groundwater Remediation, On-Base Areas of Concern, Former Griffiss Air Force Base, Rome, New York, September 2008.

FPM Group, Ltd., Final Evaluation Report, Landfill 1 Groundwater/ Leachate Collection Trench, Revision 1.0, January 2007.

FPM Group, Ltd., Long Term Monitoring Report, Landfills Areas of Concern, Revision 0.0, June 2007.

FPM Group, Ltd., Long Term Monitoring Report, Landfills Areas of Concern, Revision 1.0, April 2008.

FPM Group, Ltd., Long Term Monitoring Report, Landfills Areas of Concern, Revision 0.0, October 2009.

FPM Group, Ltd., Long Term Monitoring Report, Landfills Areas of Concern, Revision 0.0, October 2009.

FPM Group, Ltd., 2010 Long Term Monitoring Report, Landfills Areas of Concern, Revision 1.0, February 2012.

FPM Group Ltd., Spring 2011 Annual Report for Performance Monitoring, On-Base Groundwater Remediation, On-Base Areas of Concern, Former Griffiss Air Force Base, Rome, New York, November 2011.

FPM Remediations, Inc./ CAPE Environmental, 2011 Long Term Monitoring Report, Landfills Areas of Concern, Revision 1.0, February 2012.

FPM Remediations, Inc. /CAPE Environmental, Draft Final Optimization Plan for CERCLA

Areas of Concern at the Former Griffiss AFB, September 2011.

FPM Remediations, Inc. /CAPE Environmental, Draft Final LTM Report for Three Mile Creek and Six Mile Creek Areas of Concern at the Former Griffiss AFB, February 2012.

LAW Engineering and Environmental Services, Inc., Draft Final Primary Report, Remedial Investigation at Griffiss Air Force Base, New York, December 1996.

Appendix A

Three Mile Creek LTM Network and Optimization Record

Sampling Locations	Sampling Rationale	Sample Medium/ Target Analytes/ Method Numbers	Sampling Frequency	Evaluation Criteria/ Modification Justification
LTM Network - 2011				
TMC-1 TMC-2 TMC-3 TMC-4 TMC-5	Upstream, northern fork Downstream of Landfill 5 tributary Crossgradient of Landfill 6 Downstream of Base Boundary In TMC Pond	**Sediment** SVOCs/SW8270, PCBs/SW8082, Mercury/SW7471 Cadmium/SW6010 **Fish** Cadmium/SW6010, Mercury/SW7471, Pesticides/SW8081, PCBs/SW8082, % lipid.	Every three years for fish tissue sampling and qualitative benthic community evaluation	Sediment is sampled annually to track COC concentrations. Fish are sampled every three years to track COC changes in fish tissues and benthic macroinvertebrates.
TMC-6 TMC-7	Upstream, southern fork Landfill 5 tributary	**Sediment** SVOCs/SW8270, PCBs/SW8082, Mercury/SW7471 Cadmium/SW6010	Annually for sediment.	Sediment is sampled annually to track COC concentrations.

Three Mile Creek LTM Network and Optimization Record

Sampling Locations	Sampling Rationale	Sample Medium/ Target Analytes/ Method Numbers	Sampling Frequency	Evaluation Criteria/ Modification Justification
Historical LTM Sampling Network Changes				
July 2011				
Removed Sampling Analysis				
TMC-1 TMC-2 TMC-3 TMC-4 TMC-5	Upstream, northern fork Downstream of Landfill 5 tributary Downstream of Landfill 5, cross gradient of Landfill 6 Downstream of Base Boundary In TMC Pond	**Sediment** SVOCs/SW8270, Pesticides/SW8081, PCBs/SW8082, Mercury/SW7471 Cadmium/SW6010 **Fish** Cadmium/SW6010, Mercury/SW7471, Pesticides/SW8081, PCBs/SW8082, % lipid.	Annually for sediment. Every three years for fish tissue sampling and qualitative benthic community evaluation	Remove surface water sampling as COCs at the site are associated with creek sediments. Surface water at TMC will be further evaluated under the Landfill 5 and 6 LTM networks.
TMC-6 TMC-7	Upstream, southern fork Landfill 5 tributary	**Sediment** SVOCs/SW8270, Pesticides/SW8081, PCBs/SW8082, Mercury/SW7471 Cadmium/SW6010	Annually for sediment.	

Three Mile Creek LTM Network and Optimization Record

Sampling Locations	Sampling Rationale	Sample Medium/ Target Analytes/ Method Numbers	Sampling Frequency	Evaluation Criteria/ Modification Justification
Historical LTM Sampling Network Changes				
March 2010				
Analysis / Frequency Change				
TMC-1 TMC-2 TMC-3 TMC-4 TMC-5	Upstream, northern fork Downstream of Landfill 5 tributary Downstream of Landfill 5, cross gradient of Landfill 6 Downstream of Base Boundary In TMC Pond	**Surface Water and Sediment** SVOCs/SW8270, Pesticides/SW8081, PCBs/SW8082, **Sediment (only)** Mercury/SW7471 Cadmium/SW6010 **Fish** Cadmium/SW6010, Mercury/SW7471, Pesticides/SW8081, PCBs/SW8082, % lipid.	Annually for sediment and surface water. Every three years for fish tissue sampling and qualitative benthic community evaluation	Remove VOC/SW8260 analysis from the surface water and sediment sampling. No VOC exceedances were detected in any sample during the four consecutive sampling rounds. Remove Metals/SW6010 analysis from the surface water and sediment sampling. All metals detections and exceedances are attributed to background conditions (Volume 1 of Remedial Investigation/Background Information – December, 1996). Keep mercury/ SW7471 and cadmium/ SW6010 analysis for sediment sampling due to fish tissue detections.
TMC-6 TMC-7	Upstream, southern fork Landfill 5 tributary	**Surface Water and Sediment** SVOCs/SW8270, Pesticides/SW8081, PCBs/SW8082 Mercury/SW7471	Annually for sediment and surface water.	

Three Mile Creek LTM Network and Optimization Record

Sampling Locations	Sampling Rationale	Sample Medium/ Target Analytes/ Method Numbers	Sampling Frequency	Evaluation Criteria/ Modification Justification
Historical LTM Sampling Network Changes				
March 2010				
Removed Sampling Location				
TMC-8	Wetland adjacent to TMC and south of Landfill 5	**Surface Water and Sediment** SVOCs/SW8270, Metals/SW6010, Pesticides/SW8081, PCBs/SW8082		Little or no exceedances have been reported for these sampling locations and all are attributable to lab contaminants, background conditions or are minor exceedances related to localized conditions not influencing the creek.

Six Mile Creek LTM Network and Optimization Record

Sampling Locations	Sampling Rationale	Sample Medium/ Target Analytes/ Method Numbers	Sampling Frequency	Evaluation Criteria/ Modification Justification
LTM Sampling Network - 2011				
SMC-4 SMC-5	Downgradient, FSS Location Downgradient, FSS Location	**Sediments** PCBs/SW8082		Monitor COCs downstream of Rainbow Creek Colvert

Six Mile Creek LTM Network and Optimization Record

Sampling Locations	Sampling Rationale	Sample Medium/ Target Analytes/ Method Numbers	Sampling Frequency	Evaluation Criteria/ Modification Justification
Historical LTM Sampling Network Changes				
July 2011				
Removed LTM Sampling Locations				
SMC-1 SMC-2	Upgradient, FSS Location Downgradient, FSS Location	**Surface Water** VOCs/SW8260 **Sediments** SVOCs/SW8270, Pesticides/SW8081, PCBs/SW8082 **Fish** PCBs/SW8082, % lipid.		Remove SMC-1 as no upgradient sources have been identified in several rounds. Remove SMC-2 as surface water is sampled under the LF001 LTM network and no contamination has been identified in sediment or fish tissue samples in several rounds.
Removed Analysis				
SMC-4 SMC-5	Downgradient, FSS Location Downgradient, FSS Location	**Fish** PCBs/SW8082, % lipid.		Discontinue fish tissue sampling. PCB detections have never been above NYSDOH Fish Advisory Guidelines. Fish tissue sampling is also recommended to stop to promote trout propagation in the creek. The Benthic community will also be assessed in 2012 and 2014 and will provide a water quality assessment.

Six Mile Creek LTM Network and Optimization Record

Sampling Locations	Sampling Rationale	Sample Medium/ Target Analytes/ Method Numbers	Sampling Frequency	Evaluation Criteria/ Modification Justification
Historical LTM Sampling Network Changes				
July 2011				
Removed Analysis				
SMC-4 SMC-5	Downgradient, FSS Location Downgradient, FSS Location	**Sediments** SVOCs/SW8270, Pesticides/SW8081		SVOCs were detected under NYS criterion for two consecutive sampling rounds at SMC-5. SVOCs were detected under NYS criterion for one sampling round at SMC-4. It is believed at the spike in 2009 is a result of an influx of runoff from adjacent sites including a large distribution warehouse. Therefore, it is recommended to remove SVOC analysis. Pesticides were detected under NYS criterion for two consecutive sampling rounds at SMC-4 and -5.
March 2010				
Removed Sampling Location				
SMC-11	Crossgradient, SS Location	**Surface Water** VOCs/SW8260 **Sediments** SVOCs/SW8270, Pesticides/SW8081, PCBs/SW8082		The sampling location has been eliminated as a result of the culverting of Rainbow Creek.

Six Mile Creek LTM Network and Optimization Record

Sampling Locations	Sampling Rationale	Sample Medium/ Target Analytes/ Method Numbers	Sampling Frequency	Evaluation Criteria/ Modification Justification
Historical LTM Sampling Network Changes				
October 2008				
Analysis/Frequency Changes				
SMC-1R	Upgradient, FSS Location	**Surface Water** VOCs/SW8260 **Sediments** SVOCs/SW8270, Pesticides/SW8081, PCBs/SW8082 **Fish** PCBs/SW8082, % lipid.	Annually for sediment and surface water. Every three years for fish and benthic macroinvertebrates.	The list of analytes is identical to locations SMC-4 and SMC-5 to allow results comparisons.
SMC-2	Crossgradient, FSS Location	**Fish** PCBs/SW8082, % lipid.	Every three years for fish and benthic macroinvertebrates.	Little or no exceedances have been reported for these sampling locations and all are attributable to lab contaminants, background conditions or are minor exceedances related to localized conditions not influencing the creek. Fish sampling results did not show any exceedances, but need to be confirmed with one additional sampling round.

Six Mile Creek LTM Network and Optimization Record

Sampling Locations	Sampling Rationale	Sample Medium/ Target Analytes/ Method Numbers	Sampling Frequency	Evaluation Criteria/ Modification Justification
Historical LTM Sampling Network Changes				
October 2008				
Analysis/Frequency Changes				
SMC-4 SMC-5	Downgradient, FSS Location Downgradient, FSS Location	**Surface Water** VOCs/SW8260 **Sediments** SVOCs/SW8270, Pesticides/SW8081, PCBs/SW8082 **Fish** PCBs/SW8082, % lipid.	Annually for sediment and surface water. Every three years for fish and benthic macroinvertebrates.	Surface water VOC exceedances were reported in SMC-4 and 5. Sediment samples at SMC-4 and -5 will be sampled for the identical analyses as SMC-11 to monitor potential downgradient contamination migration. PCB exceedances were reported in all fish samples at both sampling locations.
Removed Sampling Locations				
SMC-3	Crossgradient, FSS Location	**Surface Water and Sediment** VOCs/SW8260, SVOCs/SW8270, Pesticides/SW8081, PCBs/SW8082 Metals/SW6010, **Fish** Cadmium/SW6010, Mercury/SW7471, Pesticides/SW8081, PCBs/SW8082,% lipid.	Annually for sediment and surface water. Every three years for fish and benthic macroinvertebrates.	Little or no exceedances have been reported for these sampling locations and all are attributable to lab contaminants, background conditions or are minor exceedances related to localized conditions not influencing the creek. Fish sampling results did not show any exceedances.

Appendix B

Data Qualifiers

Surface Water:

F - The analyte was positively identified above the MDL, however, the concentration is below the RL.
J - The analyte was positively identified, but the quantitation is an estimation.
NA - not analyzed
U - The analyte was analyzed for, but not detected. The associated numerical value is at or below the MDL.
[1] - The NYS Surface Water Standard for the protection of aquatic life from chronic effects is used if available and if lower than the surface water standard.
 - Indicates an exceedance of the NYS Surface Water Standards.

Sediment:

B - Result is a positive value, however, the analyte was detected in an associated blank above the RL.
F - The analyte was positively identified above the MDL, however, the concentration is below the RL.
FM - The analyte was positively identified above the MDL, however, the concentration is below the RL and a matrix effect was present.
J - The analyte was positively identified, but the quantitation is an estimation.
M - A matrix effect was present.
NA - not analyzed
R - The data was rejected because QA/QC criteria were not met during the analysis.
U - The analyte was analyzed for, but not detected. The associated numerical value is at or below the MDL.
UJ - The analyte was analyzed for, but not detected. The quantitation is an approximation.
UM – The analyte was analyzed for, but not detected. A matrix effect was present.
BHC – hexachlorocyclohexane
1 - This value is the most stringent criterion for ecological endpoints derived from Table 2-3a in the Final Three Mile Creek Feasibility Study Addendum (E&E, July 2002).
2 - The most stringent criterion for metals have been derived from Table 2 in Technical Guidance for Screening Contaminated Sediments (NYSDEC, January 1999).
- - This analyte was not sampled for in the 1993/4 RI.
-- - No most stringent ecological screening value is known for this compound.
 - Indicates an exceedance of the Most Stringent Ecological Screening Value.

Fish Tissue:

F - The analyte was positively identified above the MDL, however, the concentration is below the RL.

J - The analyte was positively identified, but the quantitation is an estimation.

U - The analyte was analyzed for, but not detected. The associated numerical value is at or below the MDL.

UJ - The analyte was analyzed for, but not detected. The quantitation is an approximation.

UM – The analyte was analyzed for, but not detected. A matrix effect was present.

1 - The PCB piscivorous wildlife criterion of 110 ppb applies to the sum of all PCB congeners.

2 - The PCB fish advisory guideline of 2,000 ppb applies to the sum of all PCB congeners.

3 - The chlordane fish advisory guideline of 300 ppb applies to the sum of all chlordane compounds.

4 - The DDT fish advisory guideline of 5,000 ppb applies to the sum of all DDT, DDE, and DDD compounds.

5 - The aldrin fish advisory guideline of 300 ppb applies to the sum of all aldrin/dieldrin compounds.

6 - The endrin fish advisory guideline of 300 ppb applies to the sum of all endrin/ endrin aldehyde compounds.

7 - The heptachlor fish advisory guideline of 300 ppb applies to the sum of all heptachlor/ heptachlor epoxide compounds.

- - No piscivorous wildlife criterion or fish advisory guideline is available.

* OF is offal sample, WF is whole fish, HG is offal-and-head, CC is creek chub, and WS is white sucker.

 - Indicates an exceedance of the NYSDOH Fish Advisory Guidelines and/or the NYSDEC Pisc. Wildlife Criteria.

Appendix C

Data Qualifiers

Surface Water:

F - The analyte was positively identified above the MDL, however, the concentration is below the RL.
J - The analyte was positively identified, but the quantitation is an estimation.
NA - not analyzed
U - The analyte was analyzed for, but not detected. The associated numerical value is at or below the MDL.
[1] - The NYS Surface Water Standard for the protection of aquatic life from chronic effects is used if available and if lower than the surface water standard.
 - Indicates an exceedance of the NYS Surface Water Standards.

Sediment:

B - Result is a positive value, however, the analyte was detected in an associated blank above the RL.
F - The analyte was positively identified above the MDL, however, the concentration is below the RL.
FM - The analyte was positively identified above the MDL, however, the concentration is below the RL and a matrix effect was present.
J - The analyte was positively identified, but the quantitation is an estimation.
M - A matrix effect was present.
NA - not analyzed
R - The data was rejected because QA/QC criteria were not met during the analysis.
U - The analyte was analyzed for, but not detected. The associated numerical value is at or below the MDL.
UJ - The analyte was analyzed for, but not detected. The quantitation is an approximation.
UM – The analyte was analyzed for, but not detected. A matrix effect was present.
BHC – hexachlorocyclohexane
1 - This value is the most stringent criterion for ecological endpoints derived from Table 2-3a in the Final Three Mile Creek Feasibility Study Addendum (E&E, July 2002).
2 - The most stringent criterion for metals have been derived from Table 2 in Technical Guidance for Screening Contaminated Sediments (NYSDEC, January 1999).
- - This analyte was not sampled for in the 1993/4 RI.
-- - No most stringent ecological screening value is known for this compound.
 - Indicates an exceedance of the Most Stringent Ecological Screening Value.

Fish Tissue:

F - The analyte was positively identified above the MDL, however, the concentration is below the RL.

J - The analyte was positively identified, but the quantitation is an estimation.

U - The analyte was analyzed for, but not detected. The associated numerical value is at or below the MDL.

UJ - The analyte was analyzed for, but not detected. The quantitation is an approximation.

UM – The analyte was analyzed for, but not detected. A matrix effect was present.

1 - The PCB piscivorous wildlife criterion of 110 ppb applies to the sum of all PCB congeners.

2 - The PCB fish advisory guideline of 2,000 ppb applies to the sum of all PCB congeners.

3 - The chlordane fish advisory guideline of 300 ppb applies to the sum of all chlordane compounds.

4 - The DDT fish advisory guideline of 5,000 ppb applies to the sum of all DDT, DDE, and DDD compounds.

5 - The aldrin fish advisory guideline of 300 ppb applies to the sum of all aldrin/dieldrin compounds.

6 - The endrin fish advisory guideline of 300 ppb applies to the sum of all endrin/ endrin aldehyde compounds.

7 - The heptachlor fish advisory guideline of 300 ppb applies to the sum of all heptachlor/ heptachlor epoxide compounds.

- - No piscivorous wildlife criterion or fish advisory guideline is available.

* OF is offal sample, WF is whole fish, HG is offal-and-head, CC is creek chub, and WS is white sucker.

 - Indicates an exceedance of the NYSDOH Fish Advisory Guidelines and/or the NYSDEC Pisc. Wildlife Criteria.

Appendix D

Appendix E

Appendix A

Six Mile Creek LTM Network and Optimization Record

Sampling Locations	Sampling Rationale	Sample Medium/ Target Analytes/ Method Numbers	Sampling Frequency	Evaluation Criteria/ Modification Justification
LTM Sampling Network - 2011				
SMC-4 SMC-5	Downgradient, FSS Location Downgradient, FSS Location	**Sediments** PCBs/SW8082		Monitor COCs downstream of Rainbow Creek Colvert

Six Mile Creek LTM Network and Optimization Record

Sampling Locations	Sampling Rationale	Sample Medium/ Target Analytes/ Method Numbers	Sampling Frequency	Evaluation Criteria/ Modification Justification
Historical LTM Sampling Network Changes				
July 2011				
Removed LTM Sampling Locations				
SMC-1 SMC-2	Upgradient, FSS Location Downgradient, FSS Location	**Surface Water** VOCs/SW8260 **Sediments** SVOCs/SW8270, Pesticides/SW8081, PCBs/SW8082 **Fish** PCBs/SW8082, % lipid.		Remove SMC-1 as no upgradient sources have been identified in several rounds. Remove SMC-2 as surface water is sampled under the LF001 LTM network and no contamination has been identified in sediment or fish tissue samples in several rounds.
Removed Analysis				
SMC-4 SMC-5	Downgradient, FSS Location Downgradient, FSS Location	**Fish** PCBs/SW8082, % lipid.		Discontinue fish tissue sampling. PCB detections have never been above NYSDOH Fish Advisory Guidelines. Fish tissue sampling is also recommended to stop to promote trout propagation in the creek. The Benthic community will also be assessed in 2012 and 2014 and will provide a water quality assessment.

Six Mile Creek LTM Network and Optimization Record

Sampling Locations	Sampling Rationale	Sample Medium/ Target Analytes/ Method Numbers	Sampling Frequency	Evaluation Criteria/ Modification Justification
Historical LTM Sampling Network Changes				
July 2011				
Removed Analysis				
SMC-4 SMC-5	Downgradient, FSS Location Downgradient, FSS Location	**Sediments** SVOCs/SW8270, Pesticides/SW8081		SVOCs were detected under NYS criterion for two consecutive sampling rounds at SMC-5. SVOCs were detected under NYS criterion for one sampling round at SMC-4. It is believed at the spike in 2009 is a result of an influx of runoff from adjacent sites including a large distribution warehouse. Therefore, it is recommended to remove SVOC analysis. Pesticides were detected under NYS criterion for two consecutive sampling rounds at SMC-4 and -5.
March 2010				
Removed Sampling Location				
SMC-11	Crossgradient, SS Location	**Surface Water** VOCs/SW8260 **Sediments** SVOCs/SW8270, Pesticides/SW8081, PCBs/SW8082		The sampling location has been eliminated as a result of the culverting of Rainbow Creek.

Six Mile Creek LTM Network and Optimization Record

Sampling Locations	Sampling Rationale	Sample Medium/ Target Analytes/ Method Numbers	Sampling Frequency	Evaluation Criteria/ Modification Justification
Historical LTM Sampling Network Changes				
October 2008				
Analysis/Frequency Changes				
SMC-1R	Upgradient, FSS Location	**Surface Water** VOCs/SW8260 **Sediments** SVOCs/SW8270, Pesticides/SW8081, PCBs/SW8082 **Fish** PCBs/SW8082, % lipid.	Annually for sediment and surface water. Every three years for fish and benthic macroinvertebrates.	The list of analytes is identical to locations SMC-4 and SMC-5 to allow results comparisons.
SMC-2	Crossgradient, FSS Location	**Fish** PCBs/SW8082, % lipid.	Every three years for fish and benthic macroinvertebrates.	Little or no exceedances have been reported for these sampling locations and all are attributable to lab contaminants, background conditions or are minor exceedances related to localized conditions not influencing the creek. Fish sampling results did not show any exceedances, but need to be confirmed with one additional sampling round.

Six Mile Creek LTM Network and Optimization Record

Sampling Locations	Sampling Rationale	Sample Medium/ Target Analytes/ Method Numbers	Sampling Frequency	Evaluation Criteria/ Modification Justification
Historical LTM Sampling Network Changes				
October 2008				
Analysis/Frequency Changes				
SMC-4 SMC-5	Downgradient, FSS Location Downgradient, FSS Location	**Surface Water** VOCs/SW8260 **Sediments** SVOCs/SW8270, Pesticides/SW8081, PCBs/SW8082 **Fish** PCBs/SW8082, % lipid.	Annually for sediment and surface water. Every three years for fish and benthic macroinvertebrates.	Surface water VOC exceedances were reported in SMC-4 and 5. Sediment samples at SMC-4 and -5 will be sampled for the identical analyses as SMC-11 to monitor potential downgradient contamination migration. PCB exceedances were reported in all fish samples at both sampling locations.
Removed Sampling Locations				
SMC-3	Crossgradient, FSS Location	**Surface Water and Sediment** VOCs/SW8260, SVOCs/SW8270, Pesticides/SW8081, PCBs/SW8082 Metals/SW6010, **Fish** Cadmium/SW6010, Mercury/SW7471, Pesticides/SW8081, PCBs/SW8082,% lipid.	Annually for sediment and surface water. Every three years for fish and benthic macroinvertebrates.	Little or no exceedances have been reported for these sampling locations and all are attributable to lab contaminants, background conditions or are minor exceedances related to localized conditions not influencing the creek. Fish sampling results did not show any exceedances.

Three Mile Creek LTM Network and Optimization Record

Sampling Locations	Sampling Rationale	Sample Medium/ Target Analytes/ Method Numbers	Sampling Frequency	Evaluation Criteria/ Modification Justification
LTM Network - 2011				
TMC-1 TMC-2 TMC-3 TMC-4 TMC-5	Upstream, northern fork Downstream of Landfill 5 tributary Crossgradient of Landfill 6 Downstream of Base Boundary In TMC Pond	**Sediment** SVOCs/SW8270, PCBs/SW8082, Mercury/SW7471 Cadmium/SW6010 **Fish** Cadmium/SW6010, Mercury/SW7471, Pesticides/SW8081, PCBs/SW8082, % lipid.	Every three years for fish tissue sampling and qualitative benthic community evaluation	Sediment is sampled annually to track COC concentrations. Fish are sampled every three years to track COC changes in fish tissues and benthic macroinvertebrates.
TMC-6 TMC-7	Upstream, southern fork Landfill 5 tributary	**Sediment** SVOCs/SW8270, PCBs/SW8082, Mercury/SW7471 Cadmium/SW6010	Annually for sediment.	Sediment is sampled annually to track COC concentrations.

Three Mile Creek LTM Network and Optimization Record

Sampling Locations	Sampling Rationale	Sample Medium/ Target Analytes/ Method Numbers	Sampling Frequency	Evaluation Criteria/ Modification Justification
Historical LTM Sampling Network Changes				
July 2011				
Removed Sampling Analysis				
TMC-1 TMC-2 TMC-3 TMC-4 TMC-5	Upstream, northern fork Downstream of Landfill 5 tributary Downstream of Landfill 5, cross gradient of Landfill 6 Downstream of Base Boundary In TMC Pond	**Sediment** SVOCs/SW8270, Pesticides/SW8081, PCBs/SW8082, Mercury/SW7471 Cadmium/SW6010 **Fish** Cadmium/SW6010, Mercury/SW7471, Pesticides/SW8081, PCBs/SW8082, % lipid.	Annually for sediment. Every three years for fish tissue sampling and qualitative benthic community evaluation	Remove surface water sampling as COCs at the site are associated with creek sediments. Surface water at TMC will be further evaluated under the Landfill 5 and 6 LTM networks.
TMC-6 TMC-7	Upstream, southern fork Landfill 5 tributary	**Sediment** SVOCs/SW8270, Pesticides/SW8081, PCBs/SW8082, Mercury/SW7471 Cadmium/SW6010	Annually for sediment.	

Three Mile Creek LTM Network and Optimization Record

Sampling Locations	Sampling Rationale	Sample Medium/ Target Analytes/ Method Numbers	Sampling Frequency	Evaluation Criteria/ Modification Justification
Historical LTM Sampling Network Changes				
March 2010				
Analysis / Frequency Change				
TMC-1 TMC-2 TMC-3 TMC-4 TMC-5	Upstream, northern fork Downstream of Landfill 5 tributary Downstream of Landfill 5, cross gradient of Landfill 6 Downstream of Base Boundary In TMC Pond	**Surface Water and Sediment** SVOCs/SW8270, Pesticides/SW8081, PCBs/SW8082, **Sediment (only)** Mercury/SW7471 Cadmium/SW6010 **Fish** Cadmium/SW6010, Mercury/SW7471, Pesticides/SW8081, PCBs/SW8082, % lipid.	Annually for sediment and surface water. Every three years for fish tissue sampling and qualitative benthic community evaluation	Remove VOC/SW8260 analysis from the surface water and sediment sampling. No VOC exceedances were detected in any sample during the four consecutive sampling rounds. Remove Metals/SW6010 analysis from the surface water and sediment sampling. All metals detections and exceedances are attributed to background conditions (Volume 1 of Remedial Investigation/Background Information – December, 1996). Keep mercury/ SW7471 and cadmium/ SW6010 analysis for sediment sampling due to fish tissue detections.
TMC-6 TMC-7	Upstream, southern fork Landfill 5 tributary	**Surface Water and Sediment** SVOCs/SW8270, Pesticides/SW8081, PCBs/SW8082 Mercury/SW7471	Annually for sediment and surface water.	

Three Mile Creek LTM Network and Optimization Record

Sampling Locations	Sampling Rationale	Sample Medium/ Target Analytes/ Method Numbers	Sampling Frequency	Evaluation Criteria/ Modification Justification
Historical LTM Sampling Network Changes				
March 2010				
Removed Sampling Location				
TMC-8	Wetland adjacent to TMC and south of Landfill 5	**Surface Water and Sediment** SVOCs/SW8270, Metals/SW6010, Pesticides/SW8081, PCBs/SW8082		Little or no exceedances have been reported for these sampling locations and all are attributable to lab contaminants, background conditions or are minor exceedances related to localized conditions not influencing the creek.

Appendix B

Six Mile Creek Surface Water Results

Sample Location	NYS Surface Water Standards [1] (ppb)	SMCSW-1							
Sample ID		RI Results (SMCSW-2)	SMCSW0101AA	No sample collected[9]	No sample collected[9]	No sample collected[9]	SMCSW0101EA	SMCSW0101FA	SMCSW0101GA
Date of Collection [2]		5/94 - 11/94	10/20/2004	2005	2006	2007	11/24/2008	10/1/2009	10/27/2010
Sample Depth (ft bgs)		0-1					0-1	0-1	0-1
VOCs (µg/L)									
1,1,1-trichloroethane	5*	U	U	NS	NS	NS	U	U	U
1,1- dichloroethane	5*	U	U	NS	NS	NS	U	U	U
1,2,4-trimethylbenzene	5	U	U	NS	NS	NS	U	U	U
1,2-dichlorobenzene	3	U	U	NS	NS	NS	U	U	U
1,3,5-trimethylbenzene	5	U	U	NS	NS	NS	U	U	U
1,4-dichlorobenzene	3	U	U	NS	NS	NS	0.17 F	1.15 F	U
acetone	50	U	U	NS	NS	NS	U	U	U
benzene	1	U	U	NS	NS	NS	U	U	U
chlorobenzene	5	U	U	NS	NS	NS	U	U	U
chloroethane	5*	U	U	NS	NS	NS	U	U	U
chloroform	7	U	U	NS	NS	NS	U	U	U
ethylbenzene	5	U	U	NS	NS	NS	U	U	U
tert-butyl methyl ether	10	U	U	NS	NS	NS	U	U	U
methylene chloride	5*	U	U	NS	NS	NS	U	U	U
methyl ethyl ketone (2-butanone)	--	U	U	NS	NS	NS	U	U	U
m,p,-xylene (sum of isomers)	5	U	U	NS	NS	NS	U	U	U
naphthalene	10	U	U	NS	NS	NS	U	U	U
styrene		U	U	NS	NS	NS	U	U	U
trichloroethylene (TCE)	5	U	U	NS	NS	NS	U	U	U
toluene	5	0.093 J	U	NS	NS	NS	U	U	U
vinyl chloride	2	U	U	NS	NS	NS	U	U	U
SVOCs (µg/L)									
1,4-dichlorobenzene	3	U	U	NS	NS	NS	NS	NS	NS
4-nitrophenol	5	U	U	NS	NS	NS	NS	NS	NS
anthracene	3.8	U	U	NS	NS	NS	NS	NS	NS
benzo(a)anthracene	0.002	U	U	NS	NS	NS	NS	NS	NS
benzo(a)pyrene	0.0012	U	U	NS	NS	NS	NS	NS	NS
benzo(b)fluoranthene	0.002	U	U	NS	NS	NS	NS	NS	NS
benzo(k)fluoranthene	0.002	U	U	NS	NS	NS	NS	NS	NS
benzo(g,h,i)perylene	-	U	U	NS	NS	NS	NS	NS	NS
benzoic acid	--	U	U	NS	NS	NS	NS	NS	NS
benzyl alcohol	--	U	U	NS	NS	NS	NS	NS	NS
bis(2-ethylhexyl) phthalate	0.6	0.7	U	NS	NS	NS	NS	NS	NS
benzyl butyl phthalate	-	U	U	NS	NS	NS	NS	NS	NS
chrysene	0.002	U	U	NS	NS	NS	NS	NS	NS
di-n-butyl phthalate	50	U	U	NS	NS	NS	NS	NS	NS
phenanthrene	5.0	0.15 J	U	NS	NS	NS	NS	NS	NS
pyrene	4.6	0.012 J	U	NS	NS	NS	NS	NS	NS
pentachlorophenol	[3]	U	U	NS	NS	NS	NS	NS	NS
phenol	1	U	U	NS	NS	NS	NS	NS	NS

Six Mile Creek Surface Water Results

Sample Location	NYS Surface Water Standards [1] (ppb)	SMCSW-1							
Sample ID		RI Results (SMCSW-2)	SMCSW0101AA	No sample collected[9]	No sample collected[9]	No sample collected[9]	SMCSW0101EA	SMCSW0101FA	SMCSW0101GA
Date of Collection [2]		5/94 - 11/94	10/20/2004	2005	2006	2007	11/24/2008	10/1/2009	10/27/2010
Sample Depth (ft bgs)		0-1							
Metals (µg/L)									
aluminum	2,000	U	65.5 F	NS	NS	NS	NS	NS	NS
antimony	3	U	U	NS	NS	NS	NS	NS	NS
arsenic	50	-	U	NS	NS	NS	NS	NS	NS
barium	1,000	U	8.5 F	NS	NS	NS	NS	NS	NS
beryllium	3	U	U	NS	NS	NS	NS	NS	NS
boron - total	1,000	-	U	NS	NS	NS	NS	NS	NS
cadmium	5	U	U	NS	NS	NS	NS	NS	NS
calcium	--	9,900	15,800	NS	NS	NS	NS	NS	NS
chromium	[4]	-	U	NS	NS	NS	NS	NS	NS
cobalt	--	-	U	NS	NS	NS	NS	NS	NS
copper	[5]	U	2.2 F	NS	NS	NS	NS	NS	NS
iron	300	180	87.5 F	NS	NS	NS	NS	NS	NS
lead	[6]	U	U	NS	NS	NS	NS	NS	NS
magnesium	35,000	2,400	3,480	NS	NS	NS	NS	NS	NS
manganese	300	9	7.1 F	NS	NS	NS	NS	NS	NS
molybdenum	--	U	U	NS	NS	NS	NS	NS	NS
nickel	[7]	-	U	NS	NS	NS	NS	NS	NS
potassium	--	850	1,270	NS	NS	NS	NS	NS	NS
selenium	4.6	U	U	NS	NS	NS	NS	NS	NS
silver	0.1	-	U	NS	NS	NS	NS	NS	NS
sodium	20,000	5,500	7,170	NS	NS	NS	NS	NS	NS
thallium	8	U	U	NS	NS	NS	NS	NS	NS
vanadium	14	-	U	NS	NS	NS	NS	NS	NS
zinc	[8]	U	U	NS	NS	NS	NS	NS	NS
mercury	0.7	U	U	NS	NS	NS	NS	NS	NS
PCBs (µg/L)									
No PCBs were detected.									
Pesticides (µg/L)									
delta BHC (delta hexachlorocyclohexane)	0.04	-	U	NS	NS	NS	NS	NS	NS
alpha-chlordane	0.05	-	U	NS	NS	NS	NS	NS	NS
gamma-chlordane	0.05	-	U	NS	NS	NS	NS	NS	NS
p,p'-DDE	0.2	-	U	NS	NS	NS	NS	NS	NS
p,p'-DDT	0.2	-	U	NS	NS	NS	NS	NS	NS
dieldrin	0.056	-	U	NS	NS	NS	NS	NS	NS
endrin aldehyde	5*	-	U	NS	NS	NS	NS	NS	NS

Six Mile Creek Surface Water Results

Sample Location	NYS Surface Water Standards [1] (ppb)	SMCSW-2					SMCSW-3				
Sample ID		RI Results (SMCSW-5)	SMCSW0201AA	SMCSW0201BB	SMCSW0201CA	SMCSW0201DA	RI Results (SMCSW-10)	SMCSW0301AA	SMCSW0301BB	SMCSW0301CA	SMCSW0301DA
Date of Collection [2]		5/94 - 11/94	10/20/2004	10/20/2005	10/16/2006	10/17/2007	5/94 - 11/94	10/20/2004	10/20/2005	10/16/2006	10/17/2007
Sample Depth (ft bgs)		0-1					0-1				
VOCs (µg/L)											
1,1,1-trichloroethane	5*	U	U	U	U	U	U	U	U	U	U
1,1- dichloroethane	5*	U	U	U	0.170 F	U	U	U	U	U	U
1,2,4-trimethylbenzene	5	U	U	U	U	U	0.09 J	U	U	U	U
1,2-dichlorobenzene	3	U	U	U	0.490 F	0.370 F	U	0.35 F	U	0.500 F	0.270 F
1,3,5-trimethylbenzene	5	U	U	U	U	U	U	U	U	U	U
1,4-dichlorobenzene	3	U	0.29 F	0.97	2.96	2.62	U	0.25 F	U	0.310 F	0.170 F
acetone	50	U	U	U	U	2.46 F	U	U	U	1.05 F	2.13 F
benzene	1	U	U	U	0.330 F	0.280 F	U	U	U	U	U
chlorobenzene	5	U	0.30 F	0.68	1.54	1.35	1.6	2.2	0.40 F	4.56	1.95
chloroethane	5*	U	U	U	0.210 F	U	U	U	U	U	U
chloroform	7	U	U	U	U	U	U	U	U	U	U
ethylbenzene	5	U	U	U	U	U	U	U	U	U	U
tert-butyl methyl ether	10	U	U	U	U	U	U	U	U	U	U
methylene chloride	5*	U	U	U	U	U	U	U	U	U	U
methyl ethyl ketone (2-butanone)	--	U	U	U	U	U	U	U	U	U	U
m,p,-xylene (sum of isomers)	5	U	U	U	U	U	0.09 J	U	U	U	U
naphthalene	10	U	U	U	U	U	U	U	U	U	U
styrene		U	U	U	U	U	U	U	U	U	U
trichloroethylene (TCE)	5	U	U	U	U	U	0.081 J	U	U	0.110 F	0.120 F
toluene	5	U	U	U	U	0.100 F	U	U	U	U	U
vinyl chloride	2	U	U	U	0.130 F	U	U	U	U	U	U
SVOCs (µg/L)											
1,4-dichlorobenzene	3	U	U	U	2.40 F	2.42 F	U	U	U	U	U
4-nitrophenol	5	U	U	U	U	U	U	U	U	U	U
anthracene	3.8	U	U	U	U	U	U	U	U	U	U
benzo(a)anthracene	0.002	U	U	U	U	U	U	U	U	U	U
benzo(a)pyrene	0.0012	U	U	U	U	U	U	U	U	U	U
benzo(b)fluoranthene	0.002	U	U	U	U	U	U	U	U	U	U
benzo(k)fluoranthene	0.002	U	U	U	U	U	U	U	U	U	U
benzo(g,h,i)perylene	-	U	U	U	U	U	U	U	U	U	U
benzoic acid	--	U	U	U	U	U	U	U	U	U	U
benzyl alcohol	--	U	U	U	0.634 F	U	U	U	U	U	U
bis(2-ethylhexyl) phthalate	0.6	U	U	U	U	1.36 F	0.2 J	U	U	2.49 F	1.64 F
benzyl butyl phthalate	-	0.06 J	U	U	U	U	U	U	U	U	U
chrysene	0.002	U	U	U	U	U	U	U	U	U	U
di-n-butyl phthalate	50	U	U	U	U	U	U	U	U	U	U
phenanthrene	5.0	U	U	U	U	U	0.10 J	U	U	U	U
pyrene	4.6	U	U	U	U	U	0.0096 J	U	U	U	U
pentachlorophenol	[3]	U	U	U	U	U	U	U	U	U	U
phenol	1	U	U	U	U	U	U	U	U	U	U

Six Mile Creek Surface Water Results

Sample Location	NYS Surface Water Standards [1] (ppb)	SMCSW-2					SMCSW-3				
Sample ID		RI Results (SMCSW-5)	SMCSW0201AA	SMCSW0201BB	SMCSW0201CA	SMCSW0201DA	RI Results (SMCSW-10)	SMCSW0301AA	SMCSW0301BB	SMCSW0301CA	SMCSW0301DA
Date of Collection [2]		5/94 - 11/94	10/20/2004	10/20/2005	10/16/2006	10/17/2007	5/94 - 11/94	10/20/2004	10/20/2005	10/16/2006	10/17/2007
Sample Depth (ft bgs)		0-1					0-1				
Metals (µg/L)											
aluminum	2,000	270	51.9 F	U	48 F	1200	U	123 F	256	110 F	56 F
antimony	3	U	U	U	U	U	U	U	U	U	U
arsenic	50	-	U	U	U	5.7 F	-	U	U	U	U
barium	1,000	U	17.2 F	50.1	110	130	U	15.1 F	9.9 F	16 F	19 F
beryllium	3	U	U	U	U	U	U	U	U	U	U
boron - total	1,000	-	U	-	69	86	-	U	-	16	U
cadmium	5	U	U	U	U	U	U	U	U	U	U
calcium	--	10,200	25,900	83,800	150,000	150,000	24,700	29,300	14,400	47,000	52,000
chromium	[4]	-	U	U	1.9 F	1.7 F	-	U	U	U	U
cobalt	--	-	U	U	U	U	-	U	U	U	U
copper	[5]	U	2.7 F	U	U	4.3 F	U	1.8 F	U	U	U
iron	300	790	954	2,240	4,700	13,000	410	599	446	910	970
lead	[6]	U	U	U	U	U	U	U	U	U	U
magnesium	35,000	2,400	4,050	6,140	8,700	8,100	3,500	3,730	1,560	3,700	4,000
manganese	300	47	208	1,030	3,200	3,500	170	256	97.1	450	390
molybdenum	--	U	U	U	U	U	U	U	U	U	U
nickel	[7]	-	U	U	U	2.4 F	-	U	U	U	U
potassium	--	910	1,560	2,300	3,800	4,300	1,200	1,720	1,150	1,700	1,800
selenium	4.6	U	U	U	U	U	U	U	U	U	U
silver	0.1	-	U	U	U	U	-	U	U	U	U
sodium	20,000	5,800	7,400	5,360	10,000	12,000	6,700	8,860	5,240	11,000	15,000
thallium	8	U	U	U	U	U	U	U	U	U	U
vanadium	14	-	U	U	U	2.9 F	-	U	U	U	0.77 F
zinc	[8]	U	U	U	3.9 F	58 B	U	U	8.0 F	7.7 F	29 B
mercury	0.7	U	U	U	U	U	U	U	U	U	U
PCBs (µg/L)											
No PCBs were detected.											
Pesticides (µg/L)											
delta BHC (delta hexachlorocyclohexane)	0.04	-	U	U	U	U	-	U	U	U	U
alpha-chlordane	0.05	-	U	U	U	U	-	U	U	U	U
gamma-chlordane	0.05	-	U	U	U	U	-	U	U	U	U
p,p'-DDE	0.2	-	U	U	U	U	-	U	U	U	U
p,p'-DDT	0.2	-	U	U	U	U	-	U	U	U	U
dieldrin	0.056	-	U	U	U	U	-	U	U	U	U
endrin aldehyde	5*	-	U	U	U	U	-	U	U	U	U

Six Mile Creek Surface Water Results

Sample Location	NYS Surface Water Standards [1] (ppb)	SMCSW-4							
Sample ID		RI Results (SMCSW-13)	SMCSW0401AA	SMCSW0401BB	SMCSW0401CA	SMCSW0401DA	SMCSW0401EA	SMCSW0401FA	SMCSW0401GA
Date of Collection [2]		5/94 - 11/94	10/20/2004	10/20/2005	10/17/2006	10/17/2007	11/24/2008	10/1/2009	10/27/2010
Sample Depth (ft bgs)		0-1							
VOCs (µg/L)									
1,1,1-trichloroethane	5*	U	U	U	U	U	U	U	U
1,1- dichloroethane	5*	U	U	U	U	U	U	U	U
1,2,4-trimethylbenzene	5	U	U	U	0.220 F	0.130 F♦	0.7 F♦	0.240 F ♦	U
1,2-dichlorobenzene	3	U	U	U	U	U	0.27 F	U	U
1,3,5-trimethylbenzene	5	U	U	U	U	0.130 F♦	0.27 F	U	U
1,4-dichlorobenzene	3	U	U	U	U	U	U	U	U
acetone	50	U	U	4.6 F	2.13 F	4.21 F	1.28 F ♦	1.39 F ♦	3.08 F ♦
benzene	1	0.11 J	5.8	2.1	5.92	3.38 ♦	2.53 ♦	0.780 F ♦	U
chlorobenzene	5	U	0.28 F	U	U	U	0.19 F	0.230 F	0.150 F
chloroethane	5*	U	U	U	U	U	U	U	U
chloroform	7	U	U	U	U	U	U	U	U
ethylbenzene	5	U	U	U	0.410 F	0,110 F♦	0.24 F	U	U
tert-butyl methyl ether	10	U	1.2 F	U	1.28 F	U	0.53 F	0.230 F ♦	U
methylene chloride	5*	U	U	U	0.140 F	U	U	U	U
methyl ethyl ketone (2-butanone)	--	U	U	U	U	U	U	6.95 F ♦	U
m,p,-xylene (sum of isomers)	5	U	U	U	0.890 F	0.340 F♦	0.89 F	0.230 F ♦	U
naphthalene	10	U	U	U	0.110 F	0.140 F♦	U	0.110 F ♦	U
styrene		U	U	U	U	U	U	U	U
trichloroethylene (TCE)	5	U	U	U	U	U	U	U	U
toluene	5	U	U	U	U	U	U	U	U
vinyl chloride	2	U	U	U	U	U	U	U	U
SVOCs (µg/L)									
1,4-dichlorobenzene	3	U	U	U	U	U	NS	NS	NS
4-nitrophenol	5	U	U	U	U	U	NS	NS	NS
anthracene	3.8	U	U	U	U	U	NS	NS	NS
benzo(a)anthracene	0.002	0.08 J	U	U	U	U	NS	NS	NS
benzo(a)pyrene	0.0012	0.06 J	U	U	U	U	NS	NS	NS
benzo(b)fluoranthene	0.002	0.1 J	U	U	U	U	NS	NS	NS
benzo(k)fluoranthene	0.002	0.04 J	U	U	U	U	NS	NS	NS
benzo(g,h,i)perylene	-	0.06 J	U	U	U	U	NS	NS	NS
benzoic acid	--	U	U	U	U	U	NS	NS	NS
benzyl alcohol	--	U	U	U	U	U	NS	NS	NS
bis(2-ethylhexyl) phthalate	0.6	0.22 J	U	U	U	U	NS	NS	NS
benzyl butyl phthalate	-	U	U	U	U	U	NS	NS	NS
chrysene	0.002	1.2	U	U	U	U	NS	NS	NS
di-n-butyl phthalate	50	U	U	U	U	U	NS	NS	NS
phenanthrene	5.0	0.17 J	U	U	U	U	NS	NS	NS
pyrene	4.6	0.2 J	U	U	U	U	NS	NS	NS
pentachlorophenol	[3]	0.9 J	U	U	U	U	NS	NS	NS
phenol	1	U	U	U	U	U	NS	NS	NS

Six Mile Creek Surface Water Results

Sample Location	NYS Surface Water Standards [1] (ppb)	SMCSW-4							
Sample ID		RI Results (SMCSW-13)	SMCSW0401AA	SMCSW0401BB	SMCSW0401CA	SMCSW0401DA	SMCSW0401EA	SMCSW0401FA	SMCSW0401GA
Date of Collection [2]		5/94 - 11/94	10/20/2004	10/20/2005	10/17/2006	10/17/2007	11/24/2008	10/1/2009	10/27/2010
Sample Depth (ft bgs)		0-1							
Metals (µg/L)									
aluminum	2,000	U	59.8 F	594	86 F	U	NS	NS	NS
antimony	3	U	U	U	U	U	NS	NS	NS
arsenic	50	-	U	U	U	U	NS	NS	NS
barium	1,000	45	52.0	30.0 F	78.0	58.0	NS	NS	NS
beryllium	3	U	U	U	U	U	NS	NS	NS
boron - total	1,000	-	U	-	19	U	NS	NS	NS
cadmium	5	U	U	U	U	U	NS	NS	NS
calcium	--	36,800	48,000	30,900	61,000	51,000	NS	NS	NS
chromium	[4]	-	U	1.1 F	U	U	NS	NS	NS
cobalt	--	-	U	U	U	U	NS	NS	NS
copper	[5]	U	1.8 F	1.9 F	U	2.9 F♦	NS	NS	NS
iron	300	1,200	1,050	1,140	1,900	220 ♦	NS	NS	NS
lead	[6]	U	U	U	U	U	NS	NS	NS
magnesium	35,000	5,800	6,590	3,990	7,900	6,900	NS	NS	NS
manganese	300	480	486	234	760	540	NS	NS	NS
molybdenum	--	U	U	U	U	U	NS	NS	NS
nickel	[7]	-	U	U	U	U	NS	NS	NS
potassium	--	1,300	1,840	1,570	1,600	1,800	NS	NS	NS
selenium	4.6	U	U	U	U	U	NS	NS	NS
silver	0.1	-	U	U	U	U	NS	NS	NS
sodium	20,000	8,100	11,700	7,970	14,000	13,000	NS	NS	NS
thallium	8	U	U	U	U	U	NS	NS	NS
vanadium	14	-	U	1.3 F	U	U	NS	NS	NS
zinc	[8]	16	U	15.4 F	5.4 F	41 B	NS	NS	NS
mercury	0.7	U	U	U	U	U	NS	NS	NS
PCBs (µg/L)									
No PCBs were detected.									
Pesticides (µg/L)									
delta BHC (delta hexachlorocyclohexane)	0.04	-	U	U	U	U	NS	NS	NS
alpha-chlordane	0.05	-	U	U	U	U	NS	NS	NS
gamma-chlordane	0.05	-	U	U	U	U	NS	NS	NS
p,p'-DDE	0.2	-	U	U	U	U	NS	NS	NS
p,p'-DDT	0.2	-	U	U	U	U	NS	NS	NS
dieldrin	0.056	-	U	U	U	U	NS	NS	NS
endrin aldehyde	5*	-	U	U	U	U	NS	NS	NS

Six Mile Creek Surface Water Results

Sample Location	NYS Surface Water Standards [1] (ppb)	SMCSW-5							
Sample ID		RI Results (SMCSW-14)	SMCSW0501AA	SMCSW0501BB	SMCSW0501CA	SMCSW0501DA	SMCSW0501EA	SMCSW0501FA	SMCSW0501GA
Date of Collection [2]		5/94 - 11/94	10/20/2004	10/20/2005	10/17/2006	10/17/2007	11/24/2008	10/1/2009	10/27/2010
Sample Depth (ft bgs)		0-1							
VOCs (µg/L)									
1,1,1-trichloroethane	5*	U	U	U	U	U	U	U	U
1,1- dichloroethane	5*	U	U	U	U	U	U	U	U
1,2,4-trimethylbenzene	5	U	U	U	0.310 F	0.300 F	0.53 F	0.160 F	U
1,2-dichlorobenzene	3	U	U	U	U	U	U	U	U
1,3,5-trimethylbenzene	5	U	U	U	U	0.160 F	U	U	U
1,4-dichlorobenzene	3	U	U	U	U	U	U	U	U
acetone	50	U	U	4.3 F	U	U	1.46 F	3.01 F	U
benzene	1	0.091 J	3.8	3.0	3.61	2.01	1.21	0.67	U
chlorobenzene	5	U	U	U	U	U	U	0.120 F	0.110 F
chloroethane	5*	U	U	U	U	U	U	U	U
chloroform	7	U	U	U	U	U	U	U	U
ethylbenzene	5	U	0.23 F	U	0.370 F	0.180 F	0.13 F	U	U
tert-butyl methyl ether	10	U	1.1 F	0.50 F	0.850 F	U	0.24 F	U	U
methylene chloride	5*	U	U	U	U	U	U	U	U
methyl ethyl ketone (2-butanone)	--	U	U	U	U	U	U	3.97 F	U
m,p,-xylene (sum of isomers)	5	U	0.64 F	U	0.770 F	0.460 F	0.27 F	U	U
naphthalene	10	U	U	U	0.160 F	0.150 F	U	U	U
styrene		U	U	U	U	U	U	U	U
trichloroethylene (TCE)	5	U	U	U	U	U	U	U	U
toluene	5	U	U	U	U	U	U	U	U
vinyl chloride	2	U	U	U	U	U	U	U	U
SVOCs (µg/L)									
1,4-dichlorobenzene	3	U	U	U	U	U	NS	NS	NS
4-nitrophenol	5	U	U	U	U	U	NS	NS	NS
anthracene	3.8	0.04 J	U	U	U	U	NS	NS	NS
benzo(a)anthracene	0.002	0.2 J	U	U	U	U	NS	NS	NS
benzo(a)pyrene	0.0012	0.2 J	U	U	U	U	NS	NS	NS
benzo(b)fluoranthene	0.002	0.4 J	U	U	U	U	NS	NS	NS
benzo(k)fluoranthene	0.002	0.1 J	U	U	U	U	NS	NS	NS
benzo(g,h,i)perylene	-	0.2 J	U	U	U	U	NS	NS	NS
benzoic acid	--	U	U	U	U	U	NS	NS	NS
benzyl alcohol	--	U	U	U	U	U	NS	NS	NS
bis(2-ethylhexyl) phthalate	0.6	0.32 J	U	U	U	U	NS	NS	NS
benzyl butyl phthalate	-	U	U	U	U	U	NS	NS	NS
chrysene	0.002	0.4 J	U	U	U	U	NS	NS	NS
di-n-butyl phthalate	50	U	U	U	U	U	NS	NS	NS
phenanthrene	5.0	0.3 J	U	U	U	U	NS	NS	NS
pyrene	4.6	0.6 J	U	U	U	U	NS	NS	NS
pentachlorophenol	[3]	0.9 J	U	U	U	U	NS	NS	NS
phenol	1	U	U	U	U	U	NS	NS	NS

Six Mile Creek Surface Water Results

Sample Location	NYS Surface Water Standards [1] (ppb)	SMCSW-5							
Sample ID		RI Results (SMCSW-14)	SMCSW0501AA	SMCSW0501BB	SMCSW0501CA	SMCSW0501DA	SMCSW0501EA	SMCSW0501FA	SMCSW0501GA
Date of Collection [2]		5/94 - 11/94	10/20/2004	10/20/2005	10/17/2006	10/17/2007	11/24/2008	10/1/2009	10/27/2010
Sample Depth (ft bgs)		0-1							
Metals (µg/L)									
aluminum	2,000	U	U	883	140 F	U	NS	NS	NS
antimony	3	U	U	U	U	U	NS	NS	NS
arsenic	50	-	U	U	U	U	NS	NS	NS
barium	1,000	42.0	47.6 F	23.4 F	65	47 F	NS	NS	NS
beryllium	3	U	U	U	U	U	NS	NS	NS
boron - total	1,000	-	U	-	18	U	NS	NS	NS
cadmium	5	U	U	U	U	U	NS	NS	NS
calcium	--	38,100	44,600	22,200	52,000	45,000	NS	NS	NS
chromium [4]		-	U	1.1 F	U	U	NS	NS	NS
cobalt	--	-	U	U	U	U	NS	NS	NS
copper [5]		12	2.1 F	2.2 F	U	14	NS	NS	NS
iron	300	920	868	1,250	1,600	25 F	NS	NS	NS
lead [6]		U	U	U	U	U	NS	NS	NS
magnesium	35,000	6,000	6,330	3,220	7,200	6,600	NS	NS	NS
manganese	300	430	478	172	710	430	NS	NS	NS
molybdenum	--	U	U	U	U	U	NS	NS	NS
nickel [7]		-	U	1.9 F	U	5.7 F	NS	NS	NS
potassium	--	1,300	1,780	1,520	1,600	1,800	NS	NS	NS
selenium	4.6	U	U	U	U	U	NS	NS	NS
silver	0.1	-	U	U	U	U	NS	NS	NS
sodium	20,000	8,600	11,000	6,520	12,000	13,000	NS	NS	NS
thallium	8	U	U	U	U	U	NS	NS	NS
vanadium	14	-	U	1.7 F	U	0.74 F	NS	NS	NS
zinc [8]		U	U	5.2 F	8.5 F	29 B	NS	NS	NS
mercury	0.7	U	U	U	U	U	NS	NS	NS
PCBs (µg/L)									
No PCBs were detected.									
Pesticides (µg/L)									
delta BHC (delta hexachlorocyclohexane)	0.04	-	U	U	U	U	NS	NS	NS
alpha-chlordane	0.05	-	U	U	U	U	NS	NS	NS
gamma-chlordane	0.05	-	U	U	U	U	NS	NS	NS
p,p'-DDE	0.2	-	U	U	U	U	NS	NS	NS
p,p'-DDT	0.2	-	U	U	U	U	NS	NS	NS
dieldrin	0.056	-	U	U	U	U	NS	NS	NS
endrin aldehyde	5*	-	U	U	U	U	NS	NS	NS

Six Mile Creek Surface Water Results

Sample Location	NYS Surface Water Standards [1] (ppb)	SMCSW-6					SMCSW-7			
Sample ID		RI Results (SMCSW-8)	SMCSW0601AA	SMCSW0601BB	SMCSW0601CA	SMCSW0601DA	SMCSW0701AA	SMCSW0701BB	SMCSW0701CA	SMCSW0701DA
Date of Collection [2]		5/94 - 11/94	10/19/2004	11/30/2005	10/16/2006	10/17/2007	10/19/2004	10/20/2005	10/16/2006	10/17/2007
Sample Depth (ft bgs)		0-1					0-1			
VOCs (µg/L)										
1,1,1-trichloroethane	5*	U	U	U	U	U	U	U	U	U
1,1- dichloroethane	5*	U	U	U	U	U	U	U	U	U
1,2,4-trimethylbenzene	5	0.34 J	U	U	U	U	U	U	U	U
1,2-dichlorobenzene	3	U	U	U	U	U	U	U	U	U
1,3,5-trimethylbenzene	5	0.12 J	U	U	U	U	U	U	U	U
1,4-dichlorobenzene	3	0.16 J	U	U	U	U	U	U	U	U
acetone	50	U	U	U	1.29 F	2.43 F	U	U	U	1.19 F
benzene	1	U	U	U	U	U	U	U	U	U
chlorobenzene	5	0.15 J	U	U	U	U	U	U	U	U
chloroethane	5*	U	U	U	U	U	U	U	U	U
chloroform	7	U	U	U	U	U	U	U	U	U
ethylbenzene	5	U	U	U	U	U	U	U	U	U
tert-butyl methyl ether	10	U	U	U	U	U	U	U	U	U
methylene chloride	5*	U	U	U	U	U	U	U	U	U
methyl ethyl ketone (2-butanone)	--	U	U	U	U	U	U	U	U	U
m,p,-xylene (sum of isomers)	5	0.35 J	U	U	U	U	U	U	U	U
naphthalene	10	U	U	U	U	U	U	U	U	U
styrene		U	U	U	0.170 F	U	U	U	U	U
trichloroethylene (TCE)	5	U	U	U	U	U	U	U	U	U
toluene	5	0.28 J	U	U	U	U	U	U	U	U
vinyl chloride	2	U	U	U	U	U	U	U	U	U
SVOCs (µg/L)										
1,4-dichlorobenzene	3	U	U	U	U	U	U	U	U	U
4-nitrophenol	5	U	U	U	U	U	U	U	U	U
anthracene	3.8	U	U	U	U	U	U	U	U	U
benzo(a)anthracene	0.002	U	U	U	U	U	U	U	U	U
benzo(a)pyrene	0.0012	U	U	U	U	U	U	U	U	U
benzo(b)fluoranthene	0.002	U	U	U	U	U	U	U	U	U
benzo(k)fluoranthene	0.002	U	U	U	U	U	U	U	U	U
benzo(g,h,i)perylene	-	U	U	U	U	U	U	U	U	U
benzoic acid	--	U	U	U	U	U	U	U	U	U
benzyl alcohol	--	U	U	U	U	U	U	U	U	U
bis(2-ethylhexyl) phthalate	0.6	0.23 J	U	U	U	0.720 F	U	U	U	0.598 F
benzyl butyl phthalate	-	0.05 J	U	U	U	U	U	U	U	U
chrysene	0.002	U	U	U	U	U	U	U	U	U
di-n-butyl phthalate	50	U	U	U	U	U	U	U	U	U
phenanthrene	5.0	0.11 J	U	U	U	U	U	U	U	U
pyrene	4.6	0.016 J	U	U	U	U	U	U	U	U
pentachlorophenol	[3]	U	U	U	U	U	U	U	U	U
phenol	1	U	U	U	U	U	U	U	U	U

Six Mile Creek Surface Water Results

Sample Location	NYS Surface Water Standards [1] (ppb)	SMCSW-6					SMCSW-7			
Sample ID		RI Results (SMCSW-8)	SMCSW0601AA	SMCSW0601BB	SMCSW0601CA	SMCSW0601DA	SMCSW0701AA	SMCSW0701BB	SMCSW0701CA	SMCSW0701DA
Date of Collection [2]		5/94 - 11/94	10/19/2004	11/30/2005	10/16/2006	10/17/2007	10/19/2004	10/20/2005	10/16/2006	10/17/2007
Sample Depth (ft bgs)		0-1					0-1			
Metals (µg/L)										
aluminum	2,000	U	201	236	58 F	U	82.6 F	64.3 F	71 F	70 F
antimony	3	U	U	U	U	U	U	U	U	U
arsenic	50	-	U	U	U	U	U	U	U	U
barium	1,000	U	14.7 F	10.5 F	16 F	20 F	7.6 F	16.7 F	4.8 F	14 F
beryllium	3	U	U	U	U	U	U	U	U	U
boron - total	1,000	-	U	-	15	U	U	-	5.0 F	U
cadmium	5	U	U	U	U	U	U	U	U	U
calcium	--	24,100	23,700	12,600	39,000	42,000	6,900	7,320	5,400	8,300
chromium	[4]	-	U	0.90 F	U	U	U	U	U	U
cobalt	--	-	U	U	U	U	U	U	U	U
copper	[5]	18	2.5 F	U	U	U	U	U	U	2.3 F
iron	300	610	1,010	564	910	1,400	793	88.5 F	380	190
lead	[6]	U	U	U	U	U	U	U	U	U
magnesium	35,000	3,800	3,310	1,530	3,100	3,500	1,620	1,790	1,400	1,900
manganese	300	150	253	101	420	530	162	13.2	50.0	37.0
molybdenum	--	U	U	U	U	U	U	U	U	U
nickel	[7]	-	U	1.9 F	U	U	U	2.2 F	U	U
potassium	--	1,300	1,710	1,160	1,700	1,900	2,000	1,610	1,200	1,600
selenium	4.6	U	U	U	U	U	U	U	U	U
silver	0.1	-	U	U	U	U	U	U	U	U
sodium	20,000	7,100	8,870	5,780	9,400	16,000	6,230	8,340	5,700	7,200
thallium	8	U	U	U	U	U	U	U	U	U
vanadium	14	-	U	0.90 F	U	U	U	U	U	U
zinc	[8]	U	6.4 F	5.5 F	5.6 F	16 F	U	12.8 F	5.5 F	50 B
mercury	0.7	U	U	U	U	U	U	U	U	U
PCBs (µg/L)										
No PCBs were detected.										
Pesticides (µg/L)										
delta BHC (delta hexachlorocyclohexane)	0.04	-	U	U	U	U	U	U	U	U
alpha-chlordane	0.05	-	U	U	U	U	U	U	U	U
gamma-chlordane	0.05	-	U	U	U	U	U	U	U	U
p,p'-DDE	0.2	-	U	U	U	U	U	U	U	U
p,p'-DDT	0.2	-	U	U	U	U	U	U	U	U
dieldrin	0.056	-	U	U	U	U	U	U	U	U
endrin aldehyde	5*	-	U	U	U	U	U	U	U	U

Six Mile Creek Surface Water Results

Sample Location	NYS Surface Water Standards [1] (ppb)	SMCSW-8				SMCSW-9			
Sample ID		SMCSW0801AA	No sample collected[9]	SMCSW0801CA	No sample collected[9]	SMCSW0901AA	SMCSW0901BB	SMCSW0901CA	No sample collected[9]
Date of Collection [2]		10/19/2004	2005	10/16/2006	2007	10/19/2004	10/20/2005	10/16/2006	2007
Sample Depth (ft bgs)		0-1				0-1			
VOCs (µg/L)									
1,1,1-trichloroethane	5*	U	NS	U	NS	U	U	U	NS
1,1- dichloroethane	5*	U	NS	U	NS	U	U	U	NS
1,2,4-trimethylbenzene	5	U	NS	U	NS	U	U	U	NS
1,2-dichlorobenzene	3	U	NS	U	NS	U	U	U	NS
1,3,5-trimethylbenzene	5	U	NS	U	NS	U	U	U	NS
1,4-dichlorobenzene	3	U	NS	U	NS	U	U	U	NS
acetone	50	1.9 F	NS	U	NS	1.4 F	U	4.37 F	NS
benzene	1	U	NS	U	NS	U	U	U	NS
chlorobenzene	5	U	NS	U	NS	U	U	U	NS
chloroethane	5*	U	NS	U	NS	U	U	U	NS
chloroform	7	U	NS	U	NS	U	U	U	NS
ethylbenzene	5	U	NS	U	NS	U	U	U	NS
tert-butyl methyl ether	10	U	NS	U	NS	U	U	U	NS
methylene chloride	5*	U	NS	U	NS	U	U	U	NS
methyl ethyl ketone (2-butanone)	--	U	NS	U	NS	U	U	U	NS
m,p,-xylene (sum of isomers)	5	U	NS	U	NS	U	U	U	NS
naphthalene	10	U	NS	U	NS	U	U	U	NS
styrene		U	NS	U	NS	U	U	U	NS
trichloroethylene (TCE)	5	U	NS	U	NS	U	U	U	NS
toluene	5	U	NS	U	NS	U	U	U	NS
vinyl chloride	2	U	NS	U	NS	U	U	U	NS
SVOCs (µg/L)									
1,4-dichlorobenzene	3	U	NS	U	NS	U	U	U	NS
4-nitrophenol	5	U	NS	U	NS	U	U	U	NS
anthracene	3.8	U	NS	U	NS	U	U	U	NS
benzo(a)anthracene	0.002	U	NS	U	NS	U	U	U	NS
benzo(a)pyrene	0.0012	U	NS	U	NS	U	U	U	NS
benzo(b)fluoranthene	0.002	U	NS	U	NS	U	U	U	NS
benzo(k)fluoranthene	0.002	U	NS	U	NS	U	U	U	NS
benzo(g,h,i)perylene	-	U	NS	U	NS	U	U	U	NS
benzoic acid	--	U	NS	U	NS	U	U	U	NS
benzyl alcohol	--	U	NS	U	NS	U	U	U	NS
bis(2-ethylhexyl) phthalate	0.6	U	NS	3.08 F	NS	U	U	0.719 F	NS
benzyl butyl phthalate	-	U	NS	U	NS	U	U	U	NS
chrysene	0.002	U	NS	U	NS	U	U	U	NS
di-n-butyl phthalate	50	U	NS	U	NS	U	U	U	NS
phenanthrene	5.0	U	NS	U	NS	U	U	U	NS
pyrene	4.6	U	NS	U	NS	U	U	U	NS
pentachlorophenol	[3]	U	NS	U	NS	U	U	U	NS
phenol	1	U	NS	U	NS	U	U	U	NS

Six Mile Creek Surface Water Results

Sample Location	NYS Surface Water Standards [1] (ppb)	SMCSW-8				SMCSW-9			
Sample ID		SMCSW0801AA	No sample collected[9]	SMCSW0801CA	No sample collected[9]	SMCSW0901AA	SMCSW0901BB	SMCSW0901CA	No sample collected[9]
Date of Collection [2]		10/19/2004	2005	10/16/2006	2007	10/19/2004	10/20/2005	10/16/2006	2007
Sample Depth (ft bgs)		0-1				0-1			
Metals (µg/L)									
aluminum	2,000	7,180	NS	70 F	NS	8,830	U	2,500	NS
antimony	3	U	NS	U	NS	U	U	U	NS
arsenic	50	27.5 F	NS	U	NS	81.4	U	445	NS
barium	1,000	79.1	NS	8.8 F	NS	1,000	36.0 F	2,240	NS
beryllium	3	U	NS	U	NS	U	U	U	NS
boron - total	1,000	U	NS	4.4 F	NS	U	-	U	NS
cadmium	5	U	NS	U	NS	U	U	32	NS
calcium	--	8,050	NS	5,900	NS	758,000	75,400	505,000	NS
chromium	[4]	6.6 F	NS	U	NS	22.1	U	U	NS
cobalt	--	8.6 F	NS	U	NS	12.9 F	U	61.8	NS
copper	[5]	17.8	NS	U	NS	77.1	U	33.0 F	NS
iron	300	65,900	NS	1,800	NS	363,000	27.6 F	2,430,000	NS
lead	[6]	36.7	NS	U	NS	78.4	U	54.0 F	NS
magnesium	35,000	2,690	NS	1,300	NS	24,000	10,500	19,900	NS
manganese	300	1,970	NS	83	NS	37,000	30.9	26,900	NS
molybdenum	--	U	NS	U	NS	U	U	U	NS
nickel	[7]	9.4 F	NS	U	NS	27.6	1.8 F	18.8 F	NS
potassium	--	2,990	NS	940	NS	7,200	3,400	3,720 F	NS
selenium	4.6	U	NS	U	NS	32.6	U	77.2 F	NS
silver	0.1	U	NS	U	NS	3.8 F	U	U	NS
sodium	20,000	3,300	NS	3,000	NS	3,800	2,500	3,090 F	NS
thallium	8	12.8 F	NS	U	NS	68.3 F	U	U	NS
vanadium	14	16.9	NS	U	NS	45.0	U	119	NS
zinc	[8]	49.1	NS	8.7 F	NS	266	4.1 F	219	NS
mercury	0.7	U	NS	U	NS	U	U	0.082 F	NS
PCBs (µg/L)									
No PCBs were detected.									
Pesticides (µg/L)									
delta BHC (delta hexachlorocyclohexane)	0.04	U	NS	U	NS	U	U	U	NS
alpha-chlordane	0.05	U	NS	U	NS	0.015 M	U	U	NS
gamma-chlordane	0.05	U	NS	U	NS	0.037 M	U	U	NS
p,p'-DDE	0.2	U	NS	U	NS	U	U	U	NS
p,p'-DDT	0.2	U	NS	U	NS	U	U	U	NS
dieldrin	0.056	U	NS	U	NS	U	U	U	NS
endrin aldehyde	5*	U	NS	U	NS	U	U	U	NS

Six Mile Creek Surface Water Results

Sample Location	NYS Surface Water Standards [1] (ppb)	SMCSW-10				SMCSW-11				
Sample ID		SMCSW1001AA	SMCSW1001BB	SMCSW1001CA	No sample collected[9]	SMCSW1101AA	SMCSW1101BB	SMCSW1101CA	SMCSW1101DA	SMCSW1101EA
Date of Collection [2]		10/19/2004	10/20/2005	10/16/2006	2007	10/19/2004	10/20/2005	10/17/2006	10/17/2007	11/24/2008
Sample Depth (ft bgs)		0-1				0-1				
VOCs (µg/L)										
1,1,1-trichloroethane	5*	U	U	U	NS	U	U	U	0.280 F	U
1,1- dichloroethane	5*	U	U	U	NS	U	U	U	U	U
1,2,4-trimethylbenzene	5	U	U	U	NS	U	U	U	U	U
1,2-dichlorobenzene	3	U	U	U	NS	U	U	U	U	U
1,3,5-trimethylbenzene	5	U	U	U	NS	U	U	U	U	U
1,4-dichlorobenzene	3	U	U	U	NS	U	U	U	U	0.19 F
acetone	50	2.2 F	3.6 F	3.04 F	NS	U	U	5.86 F	1.50 F	U
benzene	1	U	U	U	NS	U	U	U	U	U
chlorobenzene	5	U	U	U	NS	U	U	U	U	U
chloroethane	5*	U	U	U	NS	U	U	U	U	U
chloroform	7	U	U	U	NS	0.23 F	U	0.210 F	0.220 F	0.14 F
ethylbenzene	5	U	U	U	NS	U	U	U	U	U
tert-butyl methyl ether	10	U	U	U	NS	U	U	U	U	U
methylene chloride	5*	U	U	U	NS	U	U	U	U	U
methyl ethyl ketone (2-butanone)	--	U	U	U	NS	U	U	1.14 F	U	U
m,p,-xylene (sum of isomers)	5	U	U	U	NS	U	U	U	U	U
naphthalene	10	U	U	U	NS	U	U	U	U	U
styrene		U	U	U	NS	U	U	U	U	U
trichloroethylene (TCE)	5	U	U	U	NS	0.45 F	0.58 F	0.330 F	0.400 F	0.29 F
toluene	5	U	U	0.140 F	NS	U	U	U	U	U
vinyl chloride	2	U	U	U	NS	U	U	U	U	U
SVOCs (µg/L)										
1,4-dichlorobenzene	3	U	U	U	NS	U	U	U	U	NS
4-nitrophenol	5	U	U	U	NS	U	U	0.900 F♦	U	NS
anthracene	3.8	U	U	U	NS	U	U	U	U	NS
benzo(a)anthracene	0.002	U	U	U	NS	U	U	U	U	NS
benzo(a)pyrene	0.0012	U	U	U	NS	U	U	U	U	NS
benzo(b)fluoranthene	0.002	U	U	U	NS	U	U	U	U	NS
benzo(k)fluoranthene	0.002	U	U	U	NS	U	U	U	U	NS
benzo(g,h,i)perylene	-	U	U	U	NS	U	U	U	U	NS
benzoic acid	--	U	U	9.85 F	NS	U	U	U	U	NS
benzyl alcohol	--	U	U	7.29 F	NS	U	U	U	U	NS
bis(2-ethylhexyl) phthalate	0.6	U	U	0.515 F	NS	U	U	1.25 F	U	NS
benzyl butyl phthalate	-	U	U	U	NS	U	U	U	U	NS
chrysene	0.002	U	U	U	NS	U	U	U	U	NS
di-n-butyl phthalate	50	U	U	U	NS	U	U	1.61 F♦	U	NS
phenanthrene	5.0	U	U	U	NS	U	U	U	U	NS
pyrene	4.6	U	U	U	NS	U	U	U	U	NS
pentachlorophenol	[3]	U	U	U	NS	U	U	U	U	NS
phenol	1	U	U	1.16 F	NS	U	U	0.810 F	U	NS

Six Mile Creek Surface Water Results

Sample Location	NYS Surface Water Standards [1] (ppb)	SMCSW-10				SMCSW-11				
Sample ID		SMCSW1001AA	SMCSW1001BB	SMCSW1001CA	No sample collected[9]	SMCSW1101AA	SMCSW1101BB	SMCSW1101CA	SMCSW1101DA	SMCSW1101EA
Date of Collection [2]		10/19/2004	10/20/2005	10/16/2006	2007	10/19/2004	10/20/2005	10/17/2006	10/17/2007	11/24/2008
Sample Depth (ft bgs)		0-1				0-1				
Metals (µg/L)										
aluminum	2,000	212	7,840	20,000	NS	U	U	120 F	U	NS
antimony	3	U	U	U	NS	U	U	U	U	NS
arsenic	50	U	U	8.8 F	NS	U	U	U	U	NS
barium	1,000	9.6 F	140	190	NS	30.9 F	29.1 F	27 F	26 F	NS
beryllium	3	U	0.30 F	0.68 F	NS	U	U	U	U	NS
boron - total	1,000	U	-	21	NS	U	-	28 ♦	U	NS
cadmium	5	U	1.6 F	2.9 F	NS	U	U	U	U	NS
calcium	--	10,600	30,500	27,000	NS	50,200	53,100	40,000 M	48,000	NS
chromium	[4]	U	6.0 F	21	NS	U	U	U	U	NS
cobalt	--	U	12.5 F	14 F	NS	U	U	U	U	NS
copper	[5]	U	17.4	52	NS	U	U	41 F	U	NS
iron	300	2,510	12,400	40,000	NS	153 F	157 F	390	93 F	NS
lead	[6]	U	47.3	110	NS	U	U	U	U	NS
magnesium	35,000	5,110	10,300	9,500	NS	5,780	5,860	4,400	5,500	NS
manganese	300	101	2,030	1,100	NS	325	356	190	270	NS
molybdenum	--	U	U	U	NS	U	U	U	U	NS
nickel	[7]	U	9.2 F	23	NS	U	U	U	U	NS
potassium	--	4,420	4,310	4,800	NS	1,720	1,640	1,600	1,600	NS
selenium	4.6	U	U	5.5 F	NS	U	U	U	U	NS
silver	0.1	U	U	U	NS	U	U	U	U	NS
sodium	20,000	4,140	4,400	4,200	NS	17,200	19,100	14,000	16,000	NS
thallium	8	U	U	U	NS	U	U	U	U	NS
vanadium	14	U	15.6	50	NS	U	U	0.84 F	U	NS
zinc	[8]	U	123	200	NS	U	U	32 ♦	47 B	NS
mercury	0.7	U	U	0.45 F	NS	U	U	U	U	NS
PCBs (µg/L)										
No PCBs were detected.										
Pesticides (µg/L)										
delta BHC (delta hexachlorocyclohexane)	0.04	0.018 F	U	U	NS	U	U	U	U	NS
alpha-chlordane	0.05	U	U	U	NS	U	U	U	U	NS
gamma-chlordane	0.05	U	U	U	NS	U	U	U	U	NS
p,p'-DDE	0.2	U	U	U	NS	U	U	0.0090 F	U	NS
p,p'-DDT	0.2	U	U	U	NS	U	U	0.0090 F	U	NS
dieldrin	0.056	U	U	U	NS	U	U	0.012 F♦	U	NS
endrin aldehyde	5*	U	U	U	NS	U	U	0.014 F	U	NS

Six Mile Creek Surface Water Results

Sample Location	NYS Surface Water Standards [1] (ppb)	SMCSW-12			
Sample ID		SMCSW1201AA	SMCSW1201BB	SMCSW1201CA	SMCSW1201DA
Date of Collection [2]		10/19/2004	10/20/2005	10/16/2006	10/17/2007
Sample Depth (ft bgs)		0-1			
VOCs (µg/L)					
1,1,1-trichloroethane	5*	U	U	U	U
1,1- dichloroethane	5*	U	U	U	U
1,2,4-trimethylbenzene	5	U	U	U	U
1,2-dichlorobenzene	3	U	U	U	U
1,3,5-trimethylbenzene	5	U	U	U	U
1,4-dichlorobenzene	3	U	U	U	U
acetone	50	2.0 F	U	1.11 F	1.35 F
benzene	1	U	U	U	U
chlorobenzene	5	U	U	U	U
chloroethane	5*	U	U	U	U
chloroform	7	U	U	U	U
ethylbenzene	5	U	U	U	U
tert-butyl methyl ether	10	U	U	U	U
methylene chloride	5*	U	U	U	U
methyl ethyl ketone (2-butanone)	--	U	U	U	U
m,p,-xylene (sum of isomers)	5	U	U	U	U
naphthalene	10	U	U	U	U
styrene		U	U	U	U
trichloroethylene (TCE)	5	U	U	U	U
toluene	5	U	U	U	U
vinyl chloride	2	U	U	U	U
SVOCs (µg/L)					
1,4-dichlorobenzene	3	U	U	U	U
4-nitrophenol	5	U	U	U	U
anthracene	3.8	U	U	U	U
benzo(a)anthracene	0.002	U	U	U	U
benzo(a)pyrene	0.0012	U	U	U	U
benzo(b)fluoranthene	0.002	U	U	U	U
benzo(k)fluoranthene	0.002	U	U	U	U
benzo(g,h,i)perylene	-	U	U	U	U
benzoic acid	--	U	U	U	U
benzyl alcohol	--	U	U	U	U
bis(2-ethylhexyl) phthalate	0.6	U	U	2.02 F	U
benzyl butyl phthalate	-	U	U	U	U
chrysene	0.002	U	U	U	U
di-n-butyl phthalate	50	U	U	2.26 F	U
phenanthrene	5.0	U	U	U	U
pyrene	4.6	U	U	U	U
pentachlorophenol	[3]	U	U	U	U
phenol	1	U	U	U	U

Six Mile Creek Surface Water Results

Sample Location	NYS Surface Water Standards [1] (ppb)	SMCSW-12			
Sample ID		SMCSW1201AA	SMCSW1201BB	SMCSW1201CA	SMCSW1201DA
Date of Collection [2]		10/19/2004	10/20/2005	10/16/2006	10/17/2007
Sample Depth (ft bgs)		0-1			
Metals (µg/L)					
aluminum	2,000	101 F	665	250 ♦	U
antimony	3	U	U	U	U
arsenic	50	U	U	U	U
barium	1,000	9.2 F	8.7 F	8.4 F♦	8.7 F♦
beryllium	3	U	U	U	U
boron - total	1,000	U	-	16	U
cadmium	5	U	U	U	U
calcium	--	15,900	7,740	16,000	19,000 ♦
chromium	[4]	U	1.3 F	U	U
cobalt	--	1.2 F	U	U	U
copper	[5]	1.9 F	2.3 F	U	2.0 F
iron	300	5,770	711	470 ♦	90 F♦
lead	[6]	U	U	U	U
magnesium	35,000	3,050	1,800	3,300 ♦	3800♦
manganese	300	1,120	37.4	28 F♦	46.0 ♦
molybdenum	--	U	U	U	U
nickel	[7]	U	2.3 F	U	1.3 F♦
potassium	--	2,370	1,370	1,400 ♦	1800 ♦
selenium	4.6	U	U	U	U
silver	0.1	U	U	U	U
sodium	20,000	2,240	4,710	7,800	10,000
thallium	8	U	U	U	U
vanadium	14	U	1.4 F	U	0.75 F♦
zinc	[8]	U	3.9 F	8.1 F♦	48 B♦
mercury	0.7	U	U	U	U
PCBs (µg/L)					
No PCBs were detected.					
Pesticides (µg/L)					
delta BHC (delta hexachlorocyclohexane)	0.04	U	U	U	U
alpha-chlordane	0.05	U	U	U	U
gamma-chlordane	0.05	U	U	U	U
p,p'-DDE	0.2	U	U	U	U
p,p'-DDT	0.2	U	U	U	U
dieldrin	0.056	U	U	U	U
endrin aldehyde	5*	U	U	U	U

Six Mile Creek Sediment Results

Sample Location	Most Stringent Ecological Screening Value (µg/Kg) [1]	SMCSD-1							
Sample ID		RI Results (SMCSD-2)	SMCSD0101AA	SMCSD0101BB	SMCSD0101CA	SMCSD0101DA	SMCSD0101EA	SMCSD0101FA	SMCSD0101GA
Date of Collection		5/17/1994	10/20/2004	11/30/2005	10/16/2006	10/17/2007	11/24/2008	10/1/2009	10/27/2010
Sample Depth (ft TOIC)		0-0.5							
VOCs (µg/Kg)									
1,2,3-trichloropropane	--	U	U	U	U	U	NS	NS	NS
1,2,4-trichlorobenzene	3400	U	U	U	U	U	NS	NS	NS
1,2,4-trimethylbenzene	--	U	U	U	3.22 F	0.820 F	NS	NS	NS
1,2-dichlorobenzene	7900	U	U	U	U	U	NS	NS	NS
1,3,5-trimethylbenzene	--	U	U	U	1.34 F	U	NS	NS	NS
1,4-dichlorobenzene	628.8	U	U	U	U	U	NS	NS	NS
acetone	--	U	35 F	4.8 F	U	24.6 F	NS	NS	NS
benzene	1467.2	U	U	U	U	U	NS	NS	NS
bromomethane	--	U	U	U	U	U	NS	NS	NS
chlorobenzene	183.4	U	U	U	U	0.820 F	NS	NS	NS
chloroethane	1900	U	U	U	U	U	NS	NS	NS
chloroform	300	U	U	U	U	U	NS	NS	NS
chloromethane	--	U	U	U	U	U	NS	NS	NS
cis-1,2-dichloroethylene	--	U	U	U	U	U	NS	NS	NS
cis 1,3 dichloropropene	--	U	U	U	U	U	NS	NS	NS
dibromochloromethane	--	U	U	U	U	U	NS	NS	NS
dibromomethane	--	U	U	U	U	U	NS	NS	NS
dichlorodifluoromethane	--	U	U	U	U	U	NS	NS	NS
ethylbenzene	5500	U	U	U	0.629 F	U	NS	NS	NS
isopropylbenzene	--	U	U	U	U	U	NS	NS	NS
methylene chloride	--	U	11	U	U	U	NS	NS	NS
methyl ethyl ketone	--	U	6.8 F	U	U	U	NS	NS	NS
methyl isobutyl ketone	--	U	U	U	U	U	NS	NS	NS
naphthalene	--	U	U	6.9	U	U	NS	NS	NS
n-butylbenzene	10000	U	U	U	U	U	NS	NS	NS
n-propylbenzene	3700	U	U	U	0.577 F	U	NS	NS	NS
m,p-xylene	4820.8	U	U	2.4 F	2.31 F	0.746 F	NS	NS	NS
o-xylene	1200	U	U	U	U	U	NS	NS	NS
p-isopropyltoluene	--	U	U	U	2.95 F	U	NS	NS	NS
sec-butylbenzene	10000	U	U	U	U	U	NS	NS	NS
styrene	--	U	U	U	U	U	NS	NS	NS
t-butylbenzene	10000	U	U	U	U	U	NS	NS	NS
toluene	2567.6	U	1.3 F	0.5 F	U	U	NS	NS	NS
trichloroethylene (TCE)	1600	U	U	U	U	U	NS	NS	NS
trichlorofluoromethane	--	U	U	U	U	U	NS	NS	NS
SVOCs (µg/Kg)									
1,2-dichlorobenzene	7900	U	U	U	U	U	U	U	U
1,4-dichlorobenzene	8500	U	U	U	U	U	U	U	U
2-methylnaphthalene	65	U	U	U	U	U	U	U	U
acenaphthene	16	U	U	U	U	U	U	U	U
acenaphthylene	--	25 J	U	U	U	260 F	76 F	U	U
anthracene	85	42 J	U	U	U	U	81 F	U	U
benzo(a)anthracene	261	190 J	69 F	130 F	19 F	100 F	340 F	53 F	39 F
benzo(a)pyrene	370	U	69 F	140 F	U	UM	250 F	48 F	32 F
benzo(b)fluoranthene	--	150 J	U	160 F	31 F	UM	350 F	120 F	U
benzo(k)fluoranthene	240	120 J	63 F	56 F	U	UM	130 F	29 F	U
benzo(g,h,i)perylene	170	U	U	97 F	U	UM	170 F	U	U
benzyl alcohol	--	U	U	U	U	U	U	U	U
bis(2-ethylhexyl) phthalate	10453.8	U	U	74 F	U	37 F	U	U	170 FB
benzyl butyl phthalate	50000	U	U	U	U	UM	U	U	U
chrysene	340	260 J	81 F	140 F	U	95 F	320 F	56 F	31 F
di-n-butyl phthalate	--	U	81 F	U	U	UM	U	U	37 FB
dibenz(a,h)anthracene	60	U	U	U	U	UM	U	U	U
dibenzofuran	2000	U	U	U	U	U	U	U	U
diethyl phthalate	7100	U	U	U	U	U	U	U	U
fluoranthene	600	440 J	160 F	340 F	29 F	U	710 F	110 F	66 F
fluorene	35	U	U	U	U	210 F	410 F	U	U
indeno(1,2,3-c,d)pyrene	200	130 J	U	U	U	UM	310 F	U	U
naphthalene	13000	U	U	U	U	U	U	U	U
phenanthrene	240	390 J	110 F	240 F	U	180 F	530 F	64 F	47 F
pyrene	490	580 J	130 F	290 F	28 F	260 F	720	110 F	63 F
benzoic acid	--	U	U	U	U	U	U	U	U

Six Mile Creek Sediment Results

Sample Location	Most Stringent Ecological Screening Value (µg/Kg) [1]	SMCSD-1							
Sample ID		RI Results (SMCSD-2)	SMCSD0101AA	SMCSD0101BB	SMCSD0101CA	SMCSD0101DA	SMCSD0101EA	SMCSD0101FA	SMCSD0101GA
Date of Collection		5/17/1994	10/20/2004	11/30/2005	10/16/2006	10/17/2007	11/24/2008	10/1/2009	10/27/2010
Sample Depth (ft TOIC)		0-0.5							
Metals (mg/kg)[2]									
aluminum	--	9,560	13,500	15,000	12,000	12,000	NS	NS	NS
antimony	2.0	-	U	2.3 F	U	U	NS	NS	NS
arsenic	6.0	3.0 J	4.8 F	51	6.1	3.8 F	NS	NS	NS
barium	--	38.8	45.0	59.9	38.0	43.0	NS	NS	NS
berylium	--	0.56	0.69 F	0.91 F	0.60 F	0.67 F	NS	NS	NS
boron - total	--	-	U	-	U	U	NS	NS	NS
cadmium	0.6	U	U	U	0.60	0.15 F	NS	NS	NS
calcium	--	2,320	1,450	1,800	1,400	3,300	NS	NS	NS
chromium	26.0	13.3	17.0	18.8	17.0	16.0	NS	NS	NS
cobalt	--	12.7	10.9	11.9	11	11	NS	NS	NS
copper	16.0	19.8	28.7	32.6	25	29	NS	NS	NS
iron	20,000	21,100	26,400	30,700	29,000	24,000	NS	NS	NS
lead	31.0	26.6	16.5	23.5	18	18	NS	NS	NS
magnesium	--	3,950	5,320	5,460	5,500	4,800	NS	NS	NS
manganese	460.0	598	490	390	510	430	NS	NS	NS
molybdenum	--	28.1	0.46 F	0.38 F	0.81 F	0.50 F	NS	NS	NS
nickel	16.0	24.2	25.6	27.0	25.0	25.0	NS	NS	NS
potassium	--	1,400	1,750	1,860	1,100	1,500	NS	NS	NS
selenium	--	UJ	U	1.3 F	0.75 F	1.4 F	NS	NS	NS
silver	1.0	-	U	U	U	U	NS	NS	NS
sodium	--	276	47.7 F	27.5 F	23 F	42 F	NS	NS	NS
thallium	--	U	5.3 F	U	U	U	NS	NS	NS
vanadium	--	17.6	20.1	24.6	19	19	NS	NS	NS
zinc	120.0	64.1	60	77.7	64	72	NS	NS	NS
mercury	0.15	-	0.031 F	0.061 F	0.030 F	0.043 F	NS	NS	NS
PCBs (µg/Kg)									
Aroclor 1248	15.96 [3]	-	U	U	U	U	UJ	U	NS
Aroclor 1254	15.96 [3]	U	U	U	U	U	UJ	U	NS
Aroclor 1260	5	-	U	U	U	U	UJ	U	NS
Pesticides (µg/Kg)									
alpha BHC (Alpha Hexachlorocyclohexan	0.01	U	U	U	U	U	UJ	U	NS
delta BHC (Delta Hexachlorocyclohexane	0.04	U	U	U	0.97 F	U	UJ	U	NS
gamma BHC (Lindane)	0.05	U	U	U	U	U	UJ	U	NS
alpha-Chlordane	0.05	U	U	U	U	U	UJ	U	NS
p,p'-DDD	2	U	U	U	U	U	UJ	U	NS
p,p'-DDE	2	U	U	U	0.31 F	U	UJ	U	NS
p,p'-DDT	1	UJ	U	U	0.34 F	UM	UJ	U	NS
aldrin	0.00	U	U	U	U	U	UJ	U	NS
dieldrin	0.02	U	U	U	U	U	UJ	0.90 F	NS
alpha endosulfan	--	U	U	U	U	U	UJ	U	NS
beta endosulfan	--	U	U	U	U	U	UJ	U	NS
endosulfan sulfate	--	U	U	U	U	U	UJ	U	NS
endosulfan II		U	U	U	U	U	UJ	U	NS
endrin	3	U	U	U	U	U	UJ	U	NS
endrin aldehyde	5*	U	U	U	U	U	UJ	U	NS
heptachlor	0.04	U	U	U	U	U	UJ	U	NS
heptachlor epoxide	0.03	U	U	U	U	U	UJ	U	NS
methoxychlor	31.44	U	4.7 F	U	U	U	UJ	U	NS

Six Mile Creek Sediment Results

Sample Location	Most Stringent Ecological Screening Value (µg/Kg) [1]	SMCSD-2					SMCSD-3				
Sample ID		RI Results (SMCSD-5)	SMCSD0201AA	SMCSD0201BB	SMCSD0201CA	SMCSD0201DA	RI Results (SMCSD-10)	SMCSD0301AA	SMCSD0301BB	SMCSD0301CA	SMCSD0301DA
Date of Collection		5/16/1994	10/20/2004	11/30/2005	10/16/2006	10/17/2007	5/15/1994	10/20/2004	11/30/2005	10/16/2006	10/17/2007
Sample Depth (ft TOIC)		0-0.5					0-0.5				
VOCs (µg/Kg)											
1,2,3-trichloropropane	--	U	U	1.3 F	U	UM	U	U	U	U	U
1,2,4-trichlorobenzene	3400	U	U	U	U	UM	U	U	U	U	U
1,2,4-trimethylbenzene	--	6 J	160	U	3.49 F	14.0 M	U	U	U	2.98 F	U
1,2-dichlorobenzene	7900	U	U	U	2.08 F	1.28 F	U	U	U	U	U
1,3,5-trimethylbenzene	--	1 J	54	U	1.24 F	UM	U	U	U	1.22 F	U
1,4-dichlorobenzene	628.8	U	7.7	5.2	2.8	14.4 M	U	U	U	U	U
acetone	--	120 J	150	8.4 F	26.1 F	873 J	U	5.8 F	4.2 F	U	76.3
benzene	1467.2	1 J	4.4	U	1.33 F	2.77 F	1 J	U	U	U	U
bromomethane	--	U	U	1.6 F	U	UJ	U	U	0.71 F	U	U
chlorobenzene	183.4	1 J	17	U	25.2	39.3 J	U	U	U	U	U
chloroethane	1900	U	U	U	U	UJ	U	U	U	U	U
chloroform	300	U	U	U	U	UJ	U	U	U	U	U
chloromethane	--	U	U	U	U	UJ	U	U	U	U	U
cis-1,2-dichloroethylene	--	U	U	U	U	UJ	U	U	U	U	2.12 F
cis 1,3 dichloropropene	--	U	U	U	U	UJ	U	U	U	U	U
dibromochloromethane	--	U	U	U	U	UJ	U	U	U	U	U
dibromomethane	--	U	U	U	U	UJ	U	U	U	U	U
dichlorodifluoromethane	--	U	U	U	U	UJ	U	U	U	U	U
ethylbenzene	5500	U	U	U	0.860 F	UJ	U	U	U	0.616 F	U
isopropylbenzene	--	U	3.0 F	U	0.666 F	UM	U	U	U	U	U
methylene chloride	--	U	12	U	U	UJ	U	13	U	U	U
methyl ethyl ketone	--	38 J	38	U	4.22 F	268 J	U	U	U	U	25.1 F
methyl isobutyl ketone	--	U	U	U	U	UJ	U	U	U	U	U
naphthalene	--	U	U	10	U	UM	U	U	6.3	U	U
n-butylbenzene	10000	U	U	U	0.786 F	UM	U	U	U	U	U
n-propylbenzene	3700	U	U	U	0.860 F	UM	U	U	U	U	U
m,p-xylene	4820.8	2 J	150	U	2.03 F	52.9 J	U	U	2.2 F	2.15 F	U
o-xylene	1200	U	U	U	U	UJ	U	U	U	U	U
p-isopropyltoluene	--	U	U	U	U	UM	U	U	U	U	U
sec-butylbenzene	10000	U	U	U	0.768 F	UM	U	U	U	U	U
styrene	--	U	U	U	U	UJ	U	U	U	U	U
t-butylbenzene	10000	U	U	U	1.17 F	UM	U	U	U	U	U
toluene	2567.6	6 J	U	U	U	1.75 F	U	U	0.58 F	U	U
trichloroethylene (TCE)	1600	U	U	U	0.703 F	UJ	U	3.9 F	U	4.32 F	U
trichlorofluoromethane	--	U	U	U	0.888 F	UJ	U	U	U	U	U
SVOCs (µg/Kg)											
1,2-dichlorobenzene	7900	U	U	U	29 F	U	U	U	U	U	U
1,4-dichlorobenzene	8500	U	U	U	360 F	69 F	U	U	U	U	U
2-methylnaphthalene	65	U	U	U	35 F	U	U	U	U	U	U
acenaphthene	16	40 J	U	U	U	U	U	U	U	U	U
acenaphthylene	--	23	U	U	U	U	U	U	U	U	U
anthracene	85	U	U	U	U	U	U	U	U	U	U
benzo(a)anthracene	261	110 J	U	88 F	U	UM	U	U	U	32 F	27 F
benzo(a)pyrene	370	64 J	240 F	76 F	U	UM	U	U	U	U	UM
benzo(b)fluoranthene	--	100 J	U	87 F	U	UM	U	U	U	41 F	UM
benzo(k)fluoranthene	240	110 J	U	U	U	UM	U	U	U	U	UM
benzo(g,h,i)perylene	170	U	U	58 F	U	UM	U	U	U	U	UM
benzyl alcohol	--	U	U	U	U	U	U	U	U	U	U
bis(2-ethylhexyl) phthalate	10453.8	230 J	U	110 F	U	83 F	U	U	130 F	U	49 F
benzyl butyl phthalate	50000	U	U	U	U	UM	U	U	U	U	U
chrysene	340	130 J	U	72 F	U	UM	U	U	U	U	U
di-n-butyl phthalate	--	100 J	U	U	U	UM	U	U	U	U	U
dibenz(a,h)anthracene	60	U	U	U	U	UM	U	U	U	U	UM
dibenzofuran	2000	U	U	U	U	U	U	U	U	U	U
diethyl phthalate	7100	U	U	U	93 F	U	U	U	U	U	U
fluoranthene	600	270 J	U	160 F	U	U	U	U	U	44 F	38 F
fluorene	35	U	U	U	U	U	U	U	U	U	U
indeno(1,2,3-c,d)pyrene	200	U	U	U	U	UM	U	U	U	U	U
naphthalene	13000	U	U	U	U	U	U	U	U	U	U
phenanthrene	240	210 J	U	120 F	U	U	U	U	U	31 F	28 F
pyrene	490	320 J	U	150 F	U	UM	U	U	U	49 F	U
benzoic acid	--	U	U	U	U	U	U	U	U	U	43 F

Six Mile Creek Sediment Results

Sample Location	Most Stringent Ecological Screening Value (µg/Kg) [1]	SMCSD-2					SMCSD-3				
Sample ID		RI Results (SMCSD-5)	SMCSD0201AA	SMCSD0201BB	SMCSD0201CA	SMCSD0201DA	RI Results (SMCSD-10)	SMCSD0301AA	SMCSD0301BB	SMCSD0301CA	SMCSD0301DA
Date of Collection		5/16/1994	10/20/2004	11/30/2005	10/16/2006	10/17/2007	5/15/1994	10/20/2004	11/30/2005	10/16/2006	10/17/2007
Sample Depth (ft TOIC)		0-0.5					0-0.5				
Metals (mg/kg) [2]											
aluminum	--	8,050	1,710	13,300	14,000	19,000	3,810	5,880	13,300	5,200	5,200
antimony	2.0	-	U	1.8 F	U	U	-	U	U	U	U
arsenic	6.0	2.8	U	10.10	3.8 F	3.2 F	0.49	1.9 F	5.3	3.3 F	1.6 F
barium	--	33.6	10.6	73.5	41	90	6.6	15.2	49.6	26	34
berylium	--	U	0.089 F	0.74 F	0.65 F	1.0 F	U	0.28 F	0.74 F	0.26 F	0.25 F
boron - total	--	-	0.22 F	-	U	U	-	U	-	U	U
cadmium	0.6	U	U	U	0.55 F	0.098 F	U	U	U	0.37 F	U
calcium	--	3,660	8,080	4,490	1,500	8,400	1,910	1,890	3,640	2,100	1,700
chromium	26.0	11.5	3.1	15.4	20	25	5.1	7.0	16.5	7.1	7.0
cobalt	--	9.2	0.49 F	9.1	13	8.6	4.8	3.8	9.9	4.7	4.0
copper	16.0	22.6	5.4	33.3	32	31	2.3	9.6	25.4	11	9.4
iron	20,000	21,200	1,830	38,300	30,000	26,000	11,200	11,700	23,900	16,000	12,000
lead	31.0	31.3	0.89 F	17.6	13	16	8.6	5.2	15.9	6.1	5.8
magnesium	--	3,500	330	4,630	6,400	5,700	1,800	2,050	4	2,000	2,000
manganese	460.0	585	83.4	524	300	290	218	161	467	730	91
molybdenum	--	U	U	0.16 F	0.37 F	U	U	U	0.41 F	U	U
nickel	16.0	25.2	2.8	22.2	30	26	8.6	9.1	21.4	9.5	9.7
potassium	--	1,070	214 F	1,660	1,500	1,500	451	901	1,810	580	660
selenium	--	U	U	1.2 F	0.49 F	1.6 F	U	U	1.1 F	0.40 F	0.73 F
silver	1.0	-	U	U	U	U	-	U	U	U	U
sodium	--	275	59.8 F	U	37 F	59 F	4.5	U	30.8 F	16 F	29 F
thallium	--	U	U	U	U	U	U	2.3 F	U	U	U
vanadium	--	14.2	3.6	22.9	22	25	7.4	10.2	23.1	9.4	9.9
zinc	120.0	65.9	10	69.0	71	96	24.4	28.1	64.7	41	51
mercury	0.15	-	0.031 F	0.054 F	0.061 F	0.060 F	-	0.020 F	0.060 F	0.022 F	0.015 F
PCBs (µg/Kg)											
Aroclor 1248	15.96 [3]	-	U	U	U	U	-	U	U	U	U
Aroclor 1254	15.96 [3]	U	U	U	U	U	U	U	U	U	U
Aroclor 1260	5	-	U	U	U	U	-	U	U	U	U
Pesticides (µg/Kg)											
alpha BHC (Alpha Hexachlorocyclohexan	0.01	U	U	U	U	U	U	U	U	U	U
delta BHC (Delta Hexachlorocyclohexane	0.04	U	U	U	U	U	U	U	U	U	U
gamma BHC (Lindane)	0.05	U	U	U	U	U	U	U	U	U	U
alpha-Chlordane	0.05	U	U	U	U	U	U	U	U	U	U
p,p'-DDD	2	U	U	U	1.1 F	U	U	U	U	0.67 F	1.6 F
p,p'-DDE	2	UJ	U	U	1.1 F	U	U	U	U	2.0 F	2.1 F
p,p'-DDT	1	U	0.38	U	1.7 F	UM	UJ	U	U	0.83 F	1.0 F
aldrin	0.00	U	U	U	U	U	U	U	U	U	U
dieldrin	0.02	U	U	U	0.49 F	U	U	U	U	0.28 F	1.2 F
alpha endosulfan	--	U	U	U	U	U	U	U	U	U	U
beta endosulfan	--	U	U	U	U	U	U	U	U	U	U
endosulfan sulfate	--	U	U	U	U	U	U	U	U	U	U
endosulfan II		U	U	U	U	U	U	U	U	U	U
endrin	3	U	0.83 F	U	0.23 F	U	U	U	U	U	U
endrin aldehyde	5*	U	U	U	U	U	U	U	U	U	U
heptachlor	0.04	U	U	U	0.67 F	U	U	U	U	U	U
heptachlor epoxide	0.03	U	U	U	0.63 F	U	U	U	U	U	U
methoxychlor	31.44	UJ	U	U	U	U	U	U	U	U	U

Six Mile Creek Sediment Results

Sample Location	Most Stringent Ecological Screening Value (µg/Kg) [1]	SMCSD-4								
Sample ID		RI Results (SMCSD-13)	SMCSD0401AA	SMCSD0401BB	SMCSD0401CA	SMCSD0401DA	SMCSD0401EA	SMCSD0401FA	SMCSD0401GA	SMCSD0401HA
Date of Collection		5/14/1994	10/20/2004	11/30/2005	10/17/2006	10/17/2007	11/24/2008	10/1/2009	10/27/2010	9/6/2011
Sample Depth (ft TOIC)		0-0.5								
VOCs (µg/Kg)										
1,2,3-trichloropropane	--	U	U	U	U	UM	NS	NS	NS	NS
1,2,4-trichlorobenzene	3400	U	U	U	U	U	NS	NS	NS	NS
1,2,4-trimethylbenzene	--	U	U	U	2.50 F	3.15 F	NS	NS	NS	NS
1,2-dichlorobenzene	7900	U	U	U	U	U	NS	NS	NS	NS
1,3,5-trimethylbenzene	--	U	U	U	1.11 F	1.20 F	NS	NS	NS	NS
1,4-dichlorobenzene	628.8	U	U	U	U	U	NS	NS	NS	NS
acetone	--	U	U	67	U	27.4 F♦	NS	NS	NS	NS
benzene	1467.2	U	39	U	24.5	1.55 F♦	NS	NS	NS	NS
bromomethane	--	U	U	U	U	U	NS	NS	NS	NS
chlorobenzene	183.4	0.7 J	U	U	U	1.41 F♦	NS	NS	NS	NS
chloroethane	1900	U	U	U	U	U	NS	NS	NS	NS
chloroform	300	U	U	U	U	U	NS	NS	NS	NS
chloromethane	--	U	U	U	U	U	NS	NS	NS	NS
cis-1,2-dichloroethylene	--	U	U	U	U	U	NS	NS	NS	NS
cis 1,3 dichloropropene	--	U	U	U	U	U	NS	NS	NS	NS
dibromochloromethane	--	U	U	U	U	U	NS	NS	NS	NS
dibromomethane	--	U	U	U	U	U	NS	NS	NS	NS
dichlorodifluoromethane	--	U	U	U	U	U	NS	NS	NS	NS
ethylbenzene	5500	U	U	U	1.66 F	0.928 F♦	NS	NS	NS	NS
isopropylbenzene	--	U	U	U	U	UM	NS	NS	NS	NS
methylene chloride	--	U	12	U	U	U	NS	NS	NS	NS
methyl ethyl ketone	--	U	13 F	14 F	U	5.89 F♦	NS	NS	NS	NS
methyl isobutyl ketone	--	U	U	U	U	U	NS	NS	NS	NS
naphthalene	--	U	U	U	U	U	NS	NS	NS	NS
n-butylbenzene	10000	U	U	U	U	U	NS	NS	NS	NS
n-propylbenzene	3700	U	U	U	U	0.706 F	NS	NS	NS	NS
m,p-xylene	4820.8	U	10	U	16.0	2.16 F♦	NS	NS	NS	NS
o-xylene	1200	U	U	U	1.47 F	U	NS	NS	NS	NS
p-isopropyltoluene	--	U	U	U	U	U	NS	NS	NS	NS
sec-butylbenzene	10000	U	U	U	U	U	NS	NS	NS	NS
styrene	--	U	U	U	U	U	NS	NS	NS	NS
t-butylbenzene	10000	U	U	U	U	UM	NS	NS	NS	NS
toluene	2567.6	U	U	0.42 F	0.855 F	U	NS	NS	NS	NS
trichloroethylene (TCE)	1600	U	U	U	U	U	NS	NS	NS	NS
trichlorofluoromethane	--	U	U	U	U	U	NS	NS	NS	NS
SVOCs (µg/Kg)										
1,2-dichlorobenzene	7900	U	U	U	U	U	U	U	U	NS
1,4-dichlorobenzene	8500	U	U	U	U	U	U	U	U	NS
2-methylnaphthalene	65	U	180 F	U	120 F	290 F ♦	U	58 F♦	44 F	NS
acenaphthene	16	U	U	U	U	U	U	87 F♦	U	NS
acenaphthylene	--	U	U	U	U	U	U	U	U	NS
anthracene	85	U	U	U	U	U	U	150 F♦	U	NS
benzo(a)anthracene	261	U	190 F	120 F	83 F	56 F♦	100 F♦	630 F♦	U	NS
benzo(a)pyrene	370	U	420 F	120 F	100 F	U	90 F♦	680 F♦	U	NS
benzo(b)fluoranthene	--	U	460 F	180 F	230 F	U	150 F♦	1700 ♦	U	NS
benzo(k)fluoranthene	240	U	250 F	56 F	55 F	U	53 F♦	650 F♦	U	NS
benzo(g,h,i)perylene	170	U	220 F	110 F	45 F	U	100 F♦	240 F♦	U	NS
benzyl alcohol	--	U	U	U	U	U	U	U	U	NS
bis(2-ethylhexyl) phthalate	10453.8	240 J	U	200 F	60 F	90 F♦	93 F♦	37 F♦	49 FB♦	NS
benzyl butyl phthalate	50000	U	U	U	U	850 F♦	U	U	U	NS
chrysene	340	U	270 F	150 F	110 F	57 F♦	120 F♦	1000 ♦	U	NS
di-n-butyl phthalate	--	U	U	U	U	U	U	U	35 FB	NS
dibenz(a,h)anthracene	60	U	120 F	U	U	U	U	78 F♦	U	NS
dibenzofuran	2000	U	U	U	U	U	U	66 F♦	U	NS
diethyl phthalate	7100	U	U	U	35 F	U	U	U	U	NS
fluoranthene	600	U	280 F	220 F	140 F	110 F♦	210 F♦	790 F♦	U	NS
fluorene	35	U	U	U	U	U	U	100 F♦	U	NS
indeno(1,2,3-c,d)pyrene	200	U	220 F	89 F	U	UM	250 F♦	160 F♦	U	NS
naphthalene	13000	U	U	U	U	93 F♦	110 F♦	92 F♦	U	NS
phenanthrene	240	U	130 F	120 F	80 F	68 F♦	130 F♦	740 F♦	U	NS
pyrene	490	U	220 F	180 F	190 F	110 F♦	200 F♦	830 F♦	19 F	NS
benzoic acid	--	U	U	U	U	U	U	U	U	NS

Six Mile Creek Sediment Results

Sample Location	Most Stringent Ecological Screening Value (µg/Kg) [1]	SMCSD-4								
Sample ID		RI Results (SMCSD-13)	SMCSD0401AA	SMCSD0401BB	SMCSD0401CA	SMCSD0401DA	SMCSD0401EA	SMCSD0401FA	SMCSD0401GA	SMCSD0401HA
Date of Collection		5/14/1994	10/20/2004	11/30/2005	10/17/2006	10/17/2007	11/24/2008	10/1/2009	10/27/2010	9/6/2011
Sample Depth (ft TOIC)		0-0.5								
Metals (mg/kg)[2]										
aluminum	--	3,460	3,420	6,740	3,700	4,700	NS	NS	NS	NS
antimony	2.0	-	U	U	U	UM	NS	NS	NS	NS
arsenic	6.0	1.3	2.5 F	3.2 F	3.3 F	2.4 F♦	NS	NS	NS	NS
barium	--	27.1	22.5	51.9	25	650 M♦	NS	NS	NS	NS
berylium	--	U	0.18 F	0.37 F	0.17 F	0.17 F	NS	NS	NS	NS
boron - total	--	-	U	-	U	-	NS	NS	NS	NS
cadmium	0.6	U	U	U	0.33 F	U	NS	NS	NS	NS
calcium	--	2,020	2,420	1,790	3,100	11,000♦	NS	NS	NS	NS
chromium	26.0	4.5	5.1	10.8	5.4	8.9 J♦	NS	NS	NS	NS
cobalt	--	4.5	2.3	5.5	3	3.3	NS	NS	NS	NS
copper	16.0	2.5	8.3	15.6	8.9	30 J♦	NS	NS	NS	NS
iron	20,000	11,500	9,800	17,800	12,000	14,000	NS	NS	NS	NS
lead	31.0	10.5	8.0	19.1	6.3	4.8	NS	NS	NS	NS
magnesium	--	1,680	1,380	2,640	1,800	2,600	NS	NS	NS	NS
manganese	460.0	398	290	959	380	240♦	NS	NS	NS	NS
molybdenum	--	U	U	0.24 F	U	0.49 F♦	NS	NS	NS	NS
nickel	16.0	8.2	5.6	11.6	6.9	8.7	NS	NS	NS	NS
potassium	--	471	578	1,000	440	570	NS	NS	NS	NS
selenium	--	U	U	U	U	0.67 F	NS	NS	NS	NS
silver	1.0	-	U	U	U	U	NS	NS	NS	NS
sodium	--	193	U	U	21 F	72 F♦	NS	NS	NS	NS
thallium	--	5.4	U	U	U	U	NS	NS	NS	NS
vanadium	--	6.4	6.4	12.7	7.6	7.9	NS	NS	NS	NS
zinc	120.0	27.2	35.4	56.6	39	36 M	NS	NS	NS	NS
mercury	0.15	-	0.019 F	U	U	0.0095 F♦	NS	NS	NS	NS
PCBs (µg/Kg)										
Aroclor 1248	15.96 [3]	-	54	9.9 F	U	U	U	U	U	U
Aroclor 1254	15.96 [3]	U	61	52	67.1	120 J♦	14.5 F ♦	72.7	U	U
Aroclor 1260	5	-	U	19 F	U	U	U	U	U	U
Pesticides (µg/Kg)										
alpha BHC (Alpha Hexachlorocyclohexan	0.01	U	U	U	U	U	UJ	U	U	NS
delta BHC (Delta Hexachlorocyclohexane	0.04	U	U	U	U	U	UJ	U	U	NS
gamma BHC (Lindane)	0.05	U	U	U	U	U	UJ	U	U	NS
alpha-Chlordane	0.05	U	U	U	0.57 F	UM	UJ	U	U	NS
p,p'-DDD	2	U	U	U	1.1 F	0.82 F♦	UJ	1.5 F	U	NS
p,p'-DDE	2	U	U	U	U	UM	UJ	U	U	NS
p,p'-DDT	1	UJ	18 F	11	16 J	U	UJ	U	U	NS
aldrin	0.00	U	U	U	U	U	UJ	U	U	NS
dieldrin	0.02	57	U	U	4.6 F	1.6 F♦	1.8 J ♦	U	U	NS
alpha endosulfan	--	U	U	U	1.6 F	U	UJ	U	U	NS
beta endosulfan	--	U	U	U	5.4 J	U	UJ	U	U	NS
endosulfan sulfate	--	U	U	U	U	UM	UJ	U	U	NS
endosulfan II		U	U	U	U	2.1 F♦	0.83 F	U	U	NS
endrin	3	U	U	U	2.2 F	0.69 F	UJ	U	U	NS
endrin aldehyde	5*	U	U	U	1.4 F	U	UJ	U	U	NS
heptachlor	0.04	U	U	U	U	U	UJ	U	U	NS
heptachlor epoxide	0.03	U	U	U	4.8 J	UM	UJ	U	U	NS
methoxychlor	31.44	26 J	U	U	U	U	UJ	U	U	NS

Six Mile Creek Sediment Results

Sample Location	Most Stringent Ecological Screening Value (µg/Kg) [1]	SMCSD-5								
Sample ID		RI Results (SMCSD-14)	SMCSD0501AA	SMCSD0501BB	SMCSD0501CA	SMCSD0501DA	SMCSD0501EA	SMCSD0501FA	SMCSD0501GA	SMCSD0501HA
Date of Collection		5/14/1994	10/20/2004	11/30/2005	10/17/2006	10/17/2007	11/24/2008	10/1/2009	10/27/2010	9/6/2011
Sample Depth (ft TOIC)		0-0.5								
VOCs (µg/Kg)										
1,2,3-trichloropropane	--	U	U	U	U	U	NS	NS	NS	NS
1,2,4-trichlorobenzene	3400	U	U	U	U	U	NS	NS	NS	NS
1,2,4-trimethylbenzene	--	U	U	U	2.52 F	2.84 F	NS	NS	NS	NS
1,2-dichlorobenzene	7900	U	U	U	U	U	NS	NS	NS	NS
1,3,5-trimethylbenzene	--	U	U	U	0.956 F	1.25 F	NS	NS	NS	NS
1,4-dichlorobenzene	628.8	U	U	U	U	U	NS	NS	NS	NS
acetone	--	U	37 F	4.0 F	49.8 F	14.5 F	NS	NS	NS	NS
benzene	1467.2	U	U	U	U	U	NS	NS	NS	NS
bromomethane	--	U	U	U	U	U	NS	NS	NS	NS
chlorobenzene	183.4	U	U	U	U	1.84 F	NS	NS	NS	NS
chloroethane	1900	U	U	U	U	U	NS	NS	NS	NS
chloroform	300	U	U	U	U	U	NS	NS	NS	NS
chloromethane	--	U	U	U	U	U	NS	NS	NS	NS
cis-1,2-dichloroethylene	--	U	U	U	U	U	NS	NS	NS	NS
cis 1,3 dichloropropene	--	U	U	U	U	U	NS	NS	NS	NS
dibromochloromethane	--	U	U	U	U	U	NS	NS	NS	NS
dibromomethane	--	U	U	U	U	U	NS	NS	NS	NS
dichlorodifluoromethane	--	U	U	U	U	U	NS	NS	NS	NS
ethylbenzene	5500	U	U	U	U	0.891 F	NS	NS	NS	NS
isopropylbenzene	--	U	U	U	U	U	NS	NS	NS	NS
methylene chloride	--	U	50	U	U	U	NS	NS	NS	NS
methyl ethyl ketone	--	U	U	U	9.77 F	U	NS	NS	NS	NS
methyl isobutyl ketone	--	U	U	U	U	U	NS	NS	NS	NS
naphthalene	--	U	U	U	U	U	NS	NS	NS	NS
n-butylbenzene	10000	U	U	U	U	U	NS	NS	NS	NS
n-propylbenzene	3700	U	U	U	U	0.785 F	NS	NS	NS	NS
m,p-xylene	4820.8	U	U	U	1.72 F	2.01 F	NS	NS	NS	NS
o-xylene	1200	U	U	U	U	U	NS	NS	NS	NS
p-isopropyltoluene	--	U	U	U	U	U	NS	NS	NS	NS
sec-butylbenzene	10000	U	U	U	U	U	NS	NS	NS	NS
styrene	--		U	U	U	U	NS	NS	NS	NS
t-butylbenzene	10000	U	U	U	U	U	NS	NS	NS	NS
toluene	2567.6	U	U	U	U	U	NS	NS	NS	NS
trichloroethylene (TCE)	1600	U	U	U	U	U	NS	NS	NS	NS
trichlorofluoromethane	--	U	U	U	U	U	NS	NS	NS	NS
SVOCs (µg/Kg)										
1,2-dichlorobenzene	7900	U	U	U	U	U	U	U	U	NS
1,4-dichlorobenzene	8500	U	U	U	U	U	U	U	U	NS
2-methylnaphthalene	65	210 J	84 F	U	U	62 F	U	U	U	NS
acenaphthene	16	U	U	U	U	U	U	U	U	NS
acenaphthylene	--	U	U	U	U	37 F	U	U	U	NS
anthracene	85	U	U	U	26 F	63 F	U	U	U	NS
benzo(a)anthracene	261	U	U	U	68 F	26 F	U	U	25 F	NS
benzo(a)pyrene	370	U	U	U	63 F	36 F	U	U	U	NS
benzo(b)fluoranthene	--	55 J	U	71 F	140 F	580 F	U	U	U	NS
benzo(k)fluoranthene	240	23 J	U	73 F	34 F	280 F	U	U	U	NS
benzo(g,h,i)perylene	170	U	U	U	U	U	U	U	U	NS
benzyl alcohol	--	U	U	U	U	U	U	U	U	NS
bis(2-ethylhexyl) phthalate	10453.8	960	U	95 F	U	110 F	69 F	20 F	54 FB	NS
benzyl butyl phthalate	50000	U	U	U	U	43 F	U	U	U	NS
chrysene	340	U	U	U	65 F	300 F	U	U	U	NS
di-n-butyl phthalate	--	U	U	U	U	U	U	U	30 FB	NS
dibenz(a,h)anthracene	60	U	U	U	U	U	U	U	U	NS
dibenzofuran	2000	U	U	U	U	U	U	U	U	NS
diethyl phthalate	7100	U	U	U	27 F	U	U	U	35 F	NS
fluoranthene	600	88 J	U	77 F	140 F	550 F	U	25 F	U	NS
fluorene	35	U	U	U	U	33 F	U	U	U	NS
indeno(1,2,3-c,d)pyrene	200	U	U	U	U	46 F	U	U	U	NS
naphthalene	13000	U	U	U	U	U	U	U	U	NS
phenanthrene	240	U	U	37 F	110 F	350 F	U	19 F	29 F	NS
pyrene	490	U	U	64 F	U	520 F	U	27 F	33 F	NS
benzoic acid	--	U	U	U	U	U	U	U	U	NS

Six Mile Creek Sediment Results

Sample Location	Most Stringent Ecological Screening Value (µg/Kg) [1]	SMCSD-5								
Sample ID		RI Results (SMCSD-14)	SMCSD0501AA	SMCSD0501BB	SMCSD0501CA	SMCSD0501DA	SMCSD0501EA	SMCSD0501FA	SMCSD0501GA	SMCSD0501HA
Date of Collection		5/14/1994	10/20/2004	11/30/2005	10/17/2006	10/17/2007	11/24/2008	10/1/2009	10/27/2010	9/6/2011
Sample Depth (ft TOIC)		0-0.5								
Metals (mg/kg)[2]										
aluminum	--	3,040	8,610	2,620	4,800	4,300	NS	NS	NS	NS
antimony	2.0	-	U	U	U	U	NS	NS	NS	NS
arsenic	6.0	0.93	3.5 F	0.92 F	1.7 F	3.5 F	NS	NS	NS	NS
barium	--	120	31.5	14.2	18	68	NS	NS	NS	NS
berylium	--	U	0.32 F	0.13 F	0.21 F	0.18 F	NS	NS	NS	NS
boron - total	--	-	U	-	U	-	NS	NS	NS	NS
cadmium	0.6	U	U	U	0.22 F	0.22 F	NS	NS	NS	NS
calcium	--	2,800	1,350	2,400	630	3,200	NS	NS	NS	NS
chromium	26.0	13.9	9.7	3.7	6.6	8.5	NS	NS	NS	NS
cobalt	--	4.0	6.3	1.8	4.3	3.5	NS	NS	NS	NS
copper	16.0	U	17.2	4.7	12	13	NS	NS	NS	NS
iron	20,000	10,800	19,800	6,040	13,000	20,000	NS	NS	NS	NS
lead	31.0	48.0	5.9	3.8	4.8	14	NS	NS	NS	NS
magnesium	--	1,570	3,880	1,280	2,100	2,100	NS	NS	NS	NS
manganese	460.0	227	668	206	160	1500	NS	NS	NS	NS
molybdenum	--	U	U	U	U	0.72 F	NS	NS	NS	NS
nickel	16.0	6.9	15.1	4.4	9.3	8.1	NS	NS	NS	NS
potassium	--	429	827	445	610	610	NS	NS	NS	NS
selenium	--	U	0.82 F	U	0.56 F	1.5 F	NS	NS	NS	NS
silver	1.0	-	U	U	U	U	NS	NS	NS	NS
sodium	--	187	U	U	16 F	40 F	NS	NS	NS	NS
thallium	--	U	3.8 F	U	U	U	NS	NS	NS	NS
vanadium	--	6.1	13.5	4.6	11	8.7	NS	NS	NS	NS
zinc	120.0	55.0	52.2	15.0	33	71	NS	NS	NS	NS
mercury	0.15	-	0.018 F	U	0.011 F	0.027 F	NS	NS	NS	NS
PCBs (µg/Kg)										
Aroclor 1248	15.96 [3]	-	U	U	U	U	U	U	U	UJ
Aroclor 1254	15.96 [3]	84 J	24 F	U	U	92.6	U	U	50.2	UJ
Aroclor 1260	5	-	U	U	19.4 F	U	U	U	U	UJ
Pesticides (µg/Kg)										
alpha BHC (Alpha Hexachlorocyclohexan	0.01	U	U	U	U	U	UJ	U	U	NS
delta BHC (Delta Hexachlorocyclohexane	0.04	U	U	U	U	U	UJ	U	U	NS
gamma BHC (Lindane)	0.05	U	U	U	U	U	UJ	U	U	NS
alpha-Chlordane	0.05	U	U	U	U	U	UJ	U	U	NS
p,p'-DDD	2	U	U	U	1.1 F	3.0 F	UJ	U	U	NS
p,p'-DDE	2	U	U	U	0.31 F	U	UJ	U	U	NS
p,p'-DDT	1	UJ	11 F	U	U	U	UJ	U	U	NS
aldrin	0.00	U	U	U	0.28 F	U	UJ	U	U	NS
dieldrin	0.02	U	U	4 F	1.3 F	U	UJ	U	U	NS
alpha endosulfan	--	U	U	U	U	U	UJ	U	U	NS
beta endosulfan	--	U	U	U	1.0 F	U	UJ	U	U	NS
endosulfan sulfate	--	U	U	U	U	U	UJ	U	U	NS
endosulfan II		U	U	U	U	11 J	UJ	U	U	NS
endrin	3	U	U	U	0.66 F	4.5 F	UJ	U	U	NS
endrin aldehyde	5*	U	U	U	0.52 F	U	UJ	U	U	NS
heptachlor	0.04	U	U	U	U	U	UJ	U	U	NS
heptachlor epoxide	0.03	U	U	U	U	U	UJ	U	U	NS
methoxychlor	31.44	UJ	U	U	U	U	UJ	U	U	NS

Six Mile Creek Sediment Results

Sample Location	Most Stringent Ecological Screening Value (µg/Kg) [1]	SMCSD-6					SMCSD-7				SMCSD-8			
Sample ID		RI Results (SMCSD-8)	SMCSD0601AA	SMCSD0601BB	SMCSD0601CA	SMCSD0601DA	SMCSD0701AA	SMCSD0701BB	SMCSD0701CA	SMCSD0701DA	SMCSD0801AA	SMCSD0801BB	SMCSD0801CA	SMCSD0801DA
Date of Collection		5/15/1994	10/19/2004	11/30/2005	10/16/2006	10/17/2007	10/19/2004	10/20/2005	10/16/2006	10/17/2007	10/19/2004	10/20/2005	10/16/2006	10/17/2007
Sample Depth (ft TOIC)		0-0.5					0-0.5				0-0.5			
VOCs (µg/Kg)														
1,2,3-trichloropropane	--	U	U	U	U	U	U	U	U	U	U	U	21.3 F	UM
1,2,4-trichlorobenzene	3400	U	U	U	U	U	U	U	U	U	U	U	U	UM
1,2,4-trimethylbenzene	--	U	U	U	3.54 F	1.20 F	U	U	2.50 F	U	U	U	U	UM
1,2-dichlorobenzene	7900	U	U	U	U	U	U	U	U	U	U	U	U	UM
1,3,5-trimethylbenzene	--	U	U	U	1.46 F	U	U	U	1.10 F	U	U	U	7.75 F	UM
1,4-dichlorobenzene	628.8	U	U	U	U	U	U	U	U	U	U	U	U	UM
acetone	--	U	35 F	4 F	148	698	9.3 F	6.1 F	53.7 F	U	160	U	1570 J	2160 J
benzene	1467.2	U	U	U	U	U	U	U	U	U	U	U	U	UJ
bromomethane	--	U	U	U	U	U	U	UR	U	U	U	U	U	UJ
chlorobenzene	183.4	U	U	U	U	U	U	U	U	U	U	U	U	UJ
chloroethane	1900	U	U	U	U	U	U	U	U	U	U	U	U	UJ
chloroform	300	U	U	U	U	U	U	U	U	U	U	U	U	UJ
chloromethane	--	U	U	U	U	U	U	U	U	U	U	U	U	UJ
cis-1,2-dichloroethylene	--	U	U	U	U	U	U	U	U	U	U	U	U	UJ
cis 1,3 dichloropropene	--	U	U	U	U	U	U	U	U	U	U	U	U	UJ
dibromochloromethane	--	U	U	U	U	U	U	U	U	U	U	U	U	UJ
dibromomethane	--	U	U	U	U	U	U	U	U	U	U	U	U	UJ
dichlorodifluoromethane	--	U	U	U	U	U	U	U	U	U	U	U	U	UJ
ethylbenzene	5500	U	U	U	0.500 F	U	U	U	U	U	U	U	2.89 F	UJ
isopropylbenzene	--	U	U	U	U	U	U	U	U	U	U	U	U	UM
methylene chloride	--	U	12	U	U	U	9.8	8.1	U	U	15	4.4 F	U	UJ
methyl ethyl ketone	--	U	U	U	30.6	166	U	U	9.69 F	U	110	U	1120 J	1980 J
methyl isobutyl ketone	--	U	U	U	U	U	U	U	U	U	U	U	U	3.83 F
naphthalene	--	U	U	U	U	U	U	U	U	U	U	U	U	UM
n-butylbenzene	10000	U	U	U	U	U	U	U	U	U	U	U	U	UM
n-propylbenzene	3700	U	U	U	U	U	U	U	U	U	U	U	3.75 F	UM
m,p-xylene	4820.8	U	U	U	2.09 F	U	U	U	1.50 F	U	U	U	11.3 F	UJ
o-xylene	1200	U	U	U		U	U	U	U	U	U	U	2.43 F	UJ
p-isopropyltoluene	--	U	U	U	0.804 F	U	U	U	U	U	U	U	U	UM
sec-butylbenzene	10000	U	U	U	U	U	U	U	U	U	U	U	U	UM
styrene	--		U	U		U	U		U	U	U	U	U	UJ
t-butylbenzene	10000	U	U	U	U	U	U	U	U	U	U	U	U	UM
toluene	2567.6	U	U	U	3.04 F	1.53 F	U	U	U	U	20	U	U	UJ
trichloroethylene (TCE)	1600	U	U	U	U	U	U	U	U	U	U	U	U	UJ
trichlorofluoromethane	--	U	U	U	U	U	U	U	U	U	U	U	U	UJ
SVOCs (µg/Kg)														
1,2-dichlorobenzene	7900	U	U	U	U	U	U	U	U	U	U	U	U	U
1,4-dichlorobenzene	8500	U	U	U	U	U	U	U	U	U	U	U	U	U
2-methylnaphthalene	65	U	U	U	U	U	U	U	U	U	U	U	U	U
acenaphthene	16	U	U	U	U	U	U	U	U	U	U	U	U	U
acenaphthylene	--	U	U	U	U	U	U	U	U	U	U	U	U	U
anthracene	85	U	U	U	U	U	U	U	U	U	U	U	U	U
benzo(a)anthracene	261	U	U	U	49 F	UM	U	U	U	28 F	U	U	57 F	UM
benzo(a)pyrene	370	U	U	U	49 F	UM	U	U	U	UM	220 F	U	U	UM
benzo(b)fluoranthene	--	U	U	U	90 F	UM	U	U	U	UM	U	U	U	UM
benzo(k)fluoranthene	240	U	U	U	26 F	UM	U	U	U	UM	U	U	U	UM
benzo(g,h,i)perylene	170	U	U	U	U	UM	U	U	U	UM	U	U	U	UM
benzyl alcohol	--	U	U	U	U	U	U	U	U	U	U	U	87 F	380 F
bis(2-ethylhexyl) phthalate	10453.8	U	U	90 F	U	160 F	U	U	U	30 F	U	U	U	UM
benzyl butyl phthalate	50000	U	U	U	U	51 F	U	U	U	U	U	U	U	UM
chrysene	340	U	U	U	48 F	UM	U	U	U	U	U	U	53 F	UM
di-n-butyl phthalate	--	U	U	U	U	U	U	U	U	U	U	U	U	U
dibenz(a,h)anthracene	60	U	U	U	U	UM	U	U	U	UM	U	U	U	UM
dibenzofuran	2000	U	U	U	U	U	U	U	U	U	U	U	U	U
diethyl phthalate	7100	U	U	U	U	U	U	U	23 F	U	U	U	56 F	U
fluoranthene	600	180 J	U	U	U	48 F	U	U	U	29 F	U	U	110 F	170 F
fluorene	35	U	U	U	100 F	U	U	U	U	U	U	U	U	U
indeno(1,2,3-c,d)pyrene	200	U	U	U	U	UM	U	U	U	U	U	U	U	UM
naphthalene	13000	U	U	U	U	U	U	U	U	U	U	U	U	U
phenanthrene	240	130 J	U	U	58 F	U	U	U	U	U	U	U	64 F	140 F
pyrene	490	U	U	U	100 F	70 F	67 F	U	U	37 F	U	U	120 F	UM
benzoic acid	--	9 J	U	U	U	U	U	9,400	U	U	U	9,700	U	6,100 F

Six Mile Creek Sediment Results

Sample Location	Most Stringent Ecological Screening Value (µg/Kg) [1]	SMCSD-6					SMCSD-7				SMCSD-8			
Sample ID		RI Results (SMCSD-8)	SMCSD0601AA	SMCSD0601BB	SMCSD0601CA	SMCSD0601DA	SMCSD0701AA	SMCSD0701BB	SMCSD0701CA	SMCSD0701DA	SMCSD0801AA	SMCSD0801BB	SMCSD0801CA	SMCSD0801DA
Date of Collection		5/15/1994	10/19/2004	11/30/2005	10/16/2006	10/17/2007	10/19/2004	10/20/2005	10/16/2006	10/17/2007	10/19/2004	10/20/2005	10/16/2006	10/17/2007
Sample Depth (ft TOIC)		0-0.5					0-0.5				0-0.5			
Metals (mg/kg) [2]														
aluminum	--	7,930	5,520	6,630	7,400	7,700	9,560	9,540	8,300	6,800	5,300	5,460	12,000	16,000
antimony	2.0	-	U	0.7 F	U	U	U	U	U	U	U	U	U	U
arsenic	6.0	7.0	1.9 F	1.3 F	2.2 F	3.3 F	2.8 F	3.7 F	1.9 F	3.2 F	2.9 F	5.5	5.3 F	15 F
barium	--	55.0	11.4	16.7	36	28	34.2	63.9	25	32	33.8	46.8	70	140
berylium	--	U	0.19 F	0.42 F	0.46 F	0.43 F	0.48 F	0.66 F	0.38 F	0.34 F	0.26 F	0.29 F	0.57 F	0.81 F
boron - total	--	-	U	-	U	U	U	U	U	U	U	U	U	U
cadmium	0.6	U	U	U	0.22 F	0.22 F	U	0.66	0.36 F	0.24 F	U	U	0.53 F	0.87 F
calcium	--	2,880	776	1,530	2,000	3,300	1,290	3,010	720	1,100	1,030	978	2100	2400
chromium	26.0	11.0	6.5	6.6	10	10	9.6	9.1	9.3	7.9	5.2	5.8	12	16
cobalt	--	10.7	5.6	6.8	5.4	6.3	6.3	6.4	5.5	5.2	1.8	1.8	3.6	4.0
copper	16.0	15.2	11.2	17.4	23	17	24.9	18.0	20.0	15.0	9.7	10	20	33
iron	20,000	30,600	11,800	11,000	13,000	23,000	17,300	10,400	17,000	16,000	6,770	9,330	12000	25000
lead	31.0	35.7	3.1	8.0	12.0	9.9	13.8	11.4	5.8	8.1	49.5	18.4	92	120
magnesium	--	3,010	2,220	1,920	2,900	2,800	3,180	1,740	3,100	2,200	600	926	1,700	1,800
manganese	460.0	1520	94.8	101	180	290	336	422	260	610	150	109	290	490
molybdenum	--	11.6	0.99 F	0.19 F	U	U	U	0.56 F	U	0.39 F	0.41 F	0.33 F	1.0 F	2.6 F
nickel	16.0	24.9	10.5	12.3	15	15	15.9	12.9	14	12	4.0	5.2	10.0	16.0
potassium	--	910	859	791	620	920	893	521	650	620	358	272	550 F	580 F
selenium	--	U	U	U	0.56 F	1.1 F	0.87 F	0.60 F	0.41 F	1.2 F	U	1.4 F	1.7 F	3.7 F
silver	1.0	-	U	U	U	U	U	U	U	U	U	U	U	U
sodium	--	342	36.7 F	U	61 F	190 F	57.9 F	46.4 F	20 F	32 F	U	36.0 F	36 F	59 F
thallium	--	U	2.5 F	U	U	U	3.4 F	U	U	U	U	U	U	U
vanadium	--	14.0	9.9	12.6	14	15	15.1	14.3	13	11	11.4	10.2	23	34
zinc	120.0	73.2	21.8	39.9	37	76	108	89.8	49	71	31.7	29.8	57	69
mercury	0.15	-	U	0.022 F	0.043 F	0.045 F	0.032 F	0.12	0.021 F	0.034 F	0.079 F	0.10	0.18 F	0.29 F
PCBs (µg/Kg)														
Aroclor 1248	15.96 [3]	-	U	U	U	U	U	U	U	U	U	U	U	U
Aroclor 1254	15.96 [3]	U	U	U	U	U	U	U	U	U	U	U	U	U
Aroclor 1260	5	-	U	U	U	U	U	U	U	U	U	U	U	U
Pesticides (µg/Kg)														
alpha BHC (Alpha Hexachlorocyclohexan	0.01	U	U	U	U	U	U	U	U	U	U	U	1.0 F	U
delta BHC (Delta Hexachlorocyclohexane	0.04	U	U	U	U	U	U	U	U	U	U	U	U	U
gamma BHC (Lindane)	0.05	U	U	U	U	U	U	U	U	U	U	U	U	U
alpha-Chlordane	0.05	U	U	U	U	U	U	U	U	U	U	U	U	U
p,p'-DDD	2	U	U	U	0.34 F	6.7 F	41	18 F	1.5 F	22	U	U	1.1 F	U
p,p'-DDE	2	U	U	U	0.52 F	8.0	94	21	2.1 F	24	U	U	5.0 F	13
p,p'-DDT	1	UJ	U	U	1.3 F	4.5 F	120	U	0.62 F	21 M	U	U	1.1 F	3.8 F
aldrin	0.00	U	U	U	U	U	U	U	U	U	U	U	U	U
dieldrin	0.02	U	U	U	0.23 F	1.9 F	U	U	U	3.3 F	U	U	U	6.1 F
alpha endosulfan	--	U	U	U	U	U	U	U	U	U	U	U	U	U
beta endosulfan	--	U	U	U	U	U	U	U	U	U	U	U	U	U
endosulfan sulfate	--	U	U	U	U	U	U	U	U	U	U	U	U	U
endosulfan II		U	U	U	U	U	U	U	U	U	U	U	U	U
endrin	3	U	U	U	U	U	U	U	U	U	U	U	U	U
endrin aldehyde	5*	U	U	U	U	U	U	U	U	U	U	U	1.6 F	U
heptachlor	0.04	U	U	U	U	U	U	U	U	U	U	U	0.48 F	U
heptachlor epoxide	0.03	U	U	U	U	U	U	U	U	0.74 F	U	U	U	U
methoxychlor	31.44	UJ	U	U	U	U	U	U	U	U	U	U	U	U

Six Mile Creek Sediment Results

Sample Location	Most Stringent Ecological Screening Value (µg/Kg) [1]	SMCSD-9				SMCSD-10			
Sample ID		SMCSD0901AA	SMCSD0901BB	SMCSD0901CA	SMCSD0901DA	SMCSD1001AA	SMCSD1001BB	SMCSD1001CA	SMCSD1001DA
Date of Collection		10/19/2004	10/20/2005	10/16/2006	10/17/2007	10/19/2004	10/20/2005	10/16/2006	10/17/2007
Sample Depth (ft TOIC)		0-0.5				0-0.5			
VOCs (µg/Kg)									
1,2,3-trichloropropane	--	U	U	U	U	U	U	UJ	U
1,2,4-trichlorobenzene	3400	U	U	U	U	U	U	UJ	U
1,2,4-trimethylbenzene	--	U	U	4.64 F	U	U	U	UJ	U
1,2-dichlorobenzene	7900	U	U	U	U	U	U	UJ	U
1,3,5-trimethylbenzene	--	U	U	1.72 F	U	U	U	UJ	U
1,4-dichlorobenzene	628.8	U	U	U	U	U	U	UJ	U
acetone	--	43 F	7.0 F	1.89 F	17.9 F	48	U	226 J	226
benzene	1467.2	U	U	U	U	U	U	UJ	U
bromomethane	--	U	UR	U	U	U	UR	UJ	U
chlorobenzene	183.4	U	U	U	U	U	U	UJ	U
chloroethane	1900	U	U	U	U	U	U	UJ	U
chloroform	300	U	U	U	U	U	U	UJ	U
chloromethane	--	U	U	U	U	U	U	UJ	U
cis-1,2-dichloroethylene	--	U	U	U	U	U	U	UJ	U
cis 1,3 dichloropropene	--	U	U	U	U	U	U	UJ	U
dibromochloromethane	--	U	U	U	U	U	U	UJ	U
dibromomethane	--	U	U	U	U	U	U	UJ	U
dichlorodifluoromethane	--	U	U	U	U	U	U	UJ	U
ethylbenzene	5500	U	U	U	U	U	U	UJ	U
isopropylbenzene	--	U	U	U	U	U	U	UJ	U
methylene chloride	--	18	9.2	1.99 F	U	6.3	3.7 F	UJ	U
methyl ethyl ketone	--	U	U	U	2.75 F	12 F	U	393 J	393
methyl isobutyl ketone	--	U	U	U	U	U	U	1.91 F	1.91
naphthalene	--	U	U	U	U	U	U	UJ	U
n-butylbenzene	10000	U	U	U	U	U	U	UJ	U
n-propylbenzene	3700	U	U	U	U	U	U	UJ	U
m,p-xylene	4820.8	U	U	3.08 F	U	U	U	UJ	U
o-xylene	1200	U	U	U	U	U	U	UJ	U
p-isopropyltoluene	--	U	U	U	U	U	U	UJ	U
sec-butylbenzene	10000	U	U	U	U	U	U	UJ	U
styrene	--	U	U	U	U	U		UJ	U
t-butylbenzene	10000	U	U	U	U	U	U	UJ	U
toluene	2567.6	U	U	U	U	U	U	UJ	U
trichloroethylene (TCE)	1600	U	U	U	U	U	U	UJ	U
trichlorofluoromethane	--	U	U	U	U	U	U	UJ	U
SVOCs (µg/Kg)									
1,2-dichlorobenzene	7900	U	U	U	U	U	U	U	U
1,4-dichlorobenzene	8500	U	U	U	U	U	U	U	U
2-methylnaphthalene	65	U	U	U	U	U	U	U	U
acenaphthene	16	U	U	U	U	U	U	U	U
acenaphthylene	--	U	U	U	U	U	U	U	U
anthracene	85	U	U	U	U	U	U	U	U
benzo(a)anthracene	261	U	U	U	U	U	U	79 F	UM
benzo(a)pyrene	370	U	U	U	U	U	U	87 F	UM
benzo(b)fluoranthene	--	U	U	31 F	U	U	U	230 F	UM
benzo(k)fluoranthene	240	U	U	U	U	U	U	66 F	UM
benzo(g,h,i)perylene	170	U	U	U	U	U	U	U	UM
benzyl alcohol	--	U	U	U	U	U	U	U	U
bis(2-ethylhexyl) phthalate	10453.8	U	U	150 F	130 F	U	U	56 F	250 F
benzyl butyl phthalate	50000	U	U	U	U	U	U	U	UM
chrysene	340	U	U	U	U	U	U	97 F	UM
di-n-butyl phthalate	--	U	U	U	U	U	U	U	U
dibenz(a,h)anthracene	60	U	U	U	U	U	U	U	UM
dibenzofuran	2000	U	U	U	U	U	U	U	U
diethyl phthalate	7100	U	U	36 F	U	U	U	50 F	U
fluoranthene	600	U	U	U	U	U	U	150 F	U
fluorene	35	U	U	U	U	U	U	U	U
indeno(1,2,3-c,d)pyrene	200	U	U	U	U	U	U	U	UM
naphthalene	13000	U	U	U	U	U	U	U	U
phenanthrene	240	U	U	U	U	U	U	110 F	U
pyrene	490	U	U	U	U	U	U	230 F	UM
benzoic acid	--	U	U	U	U	U	U	U	U

Six Mile Creek Sediment Results

Sample Location	Most Stringent Ecological Screening Value (µg/Kg) [1]	SMCSD-9				SMCSD-10			
Sample ID		SMCSD0901AA	SMCSD0901BB	SMCSD0901CA	SMCSD0901DA	SMCSD1001AA	SMCSD1001BB	SMCSD1001CA	SMCSD1001DA
Date of Collection		10/19/2004	10/20/2005	10/16/2006	10/17/2007	10/19/2004	10/20/2005	10/16/2006	10/17/2007
Sample Depth (ft TOIC)		0-0.5				0-0.5			
Metals (mg/kg) [2]									
aluminum	--	3,280	5,530	2,100	4,900	6,780	3,460	13,000	2,400
antimony	2.0	U	U	U	U	U	U	U	U
arsenic	6.0	2.5 F	2.4 F	3.8 F	1.5 F	0.80 F	0.52 F	1.9 F	U
barium	--	10.6	30.9	69	12	39.0	28.8	78.0	20.0
berylium	--	0.15 F	0.29 F	0.083 F	0.23 F	0.16 F	0.11 F	0.41 F	0.072 F
boron - total	--	U	U	U	U	0.21 F	-	U	U
cadmium	0.6	U	U	0.66 F	U	U	0.19 F	0.67 F	0.10 F
calcium	--	7,380	14,100	47,000	15,000	1,140	1,010	2100	490
chromium	26.0	3.7	8.0	3.1	7.5	5.5	3.1	11	2.1
cobalt	--	2.4	4.3	2.7	4.9	1.2	0.74 F	2.3	0.35 F
copper	16.0	10	20.2	12	13	4.5	4.6	17	1.6 F
iron	20,000	6,830	11,600	31,000	11,000	2,920	1,760	7500	1200
lead	31.0	2.8	18.9	7.9	5.3	12.9	17.2	61	5.4
magnesium	--	2,660	4,490	2,000	4,500	805	484	1700	290
manganese	460.0	141	208	740	190	58.1	50.3	91	17
molybdenum	--	0.23 F	U	U	U	U	U	U	U
nickel	16.0	5.7	11.3	5.8	10	2.4	1.7 F	7.2	0.80 F
potassium	--	612	929	300 F	780	732	340	740	260
selenium	--	U	0.51 F	2.9 F	0.52 F	U	0.51 F	1.0 F	U
silver	1.0	U	U	U	U	U	U	U	U
sodium	--	U	55.3 F	32 F	35 F	U	33.8 F	31 F	17 F
thallium	--	U	U	U	U	U	U	U	U
vanadium	--	6.9	11.1	6.5	9.8	8.8	4.8	18	3.2
zinc	120.0	18.7	58.4	23	29	25.6	17.2	66	7.6
mercury	0.15	U	0.016 F	0.013 F	0.0084 F	0.047 F	0.045 F	0.17 F	0.037 F
PCBs (µg/Kg)									
Aroclor 1248	15.96 [3]	U	U	U	U	U	U	U	U
Aroclor 1254	15.96 [3]	U	U	U	U	U	U	U	U
Aroclor 1260	5	U	U	U	U	U	U	U	U
Pesticides (µg/Kg)									
alpha BHC (Alpha Hexachlorocyclohexan	0.01	U	U	U	U	U	U	0.83 F	U
delta BHC (Delta Hexachlorocyclohexane	0.04	U	U	U	U	U	U	U	U
gamma BHC (Lindane)	0.05	U	U	0.36 F	U	U	U	U	U
alpha-Chlordane	0.05	U	U	U	U	U	U	U	U
p,p'-DDD	2	U	U	0.34 F	U	U	U	1.1 F	U
p,p'-DDE	2	U	U	U	0.33 F	U	U	1.1 F	0.24 F
p,p'-DDT	1	U	U	U	UM	U	U	1.4 F	UM
aldrin	0.00	U	U	U	0.37 F	U	U	1.4 F	U
dieldrin	0.02	U	U	0.58 F	U	U	U	1.1 F	U
alpha endosulfan	--	U	U	U	U	U	U	U	U
beta endosulfan	--	U	U	U	U	U	U	0.69 F	U
endosulfan sulfate	--	U	U	U	U	U	U	U	U
endosulfan II		U	U	U	1.3 F	U	U	U	U
endrin	3	U	U	U	U	U	U	0.39 F	U
endrin aldehyde	5*	U	U	U	U	U	U	1.6 F	U
heptachlor	0.04	U	U	U	U	U	U	U	U
heptachlor epoxide	0.03	U	U	U	U	U	U	U	U
methoxychlor	31.44	U	U	U	U	U	U	U	U

Six Mile Creek Sediment Results

Sample Location	Most Stringent Ecological Screening Value (µg/Kg) [1]	SMCSD-11					SMCSD-12			
Sample ID		SMCSD1101AA	SMCSD1101BB	SMCSD1101CA	SMCSD1101DA	SMCSD1101EA	SMCSD1201AA	SMCSD1201BB	SMCSD1201CA	SMCSD1201DB
Date of Collection		10/19/2004	10/20/2005	10/17/2006	10/17/2007	11/24/2008	10/19/2004	11/30/2005	10/16/2006	10/16/2007
Sample Depth (ft TOIC)		0-0.5					0-0.5			
VOCs (µg/Kg)										
1,2,3-trichloropropane	--	U	UM	U	U	NS	U	U	U	U
1,2,4-trichlorobenzene	3400	U	U	0.673 F	3.74 F	NS	U	U	U	U
1,2,4-trimethylbenzene	--	U	UM	1.41 F	2.46 F	NS	U	U	4.81 F	1.80 F
1,2-dichlorobenzene	7900	U	U	U	U	NS	U	U	U	U
1,3,5-trimethylbenzene	--	U	UM	0.611 F	1.10 F	NS	U	U	2.16 F	0.872 F
1,4-dichlorobenzene	628.8	U	UM	U	U	NS	U	U	U	U
acetone	--	13 F	19 F	17.6 F	19.3 F	NS	46 F	24 F	210	14.0 F
benzene	1467.2	U	U	U	U	NS	U	U	U	U
bromomethane	--	U	UR	U	U	NS	U	U	U	U
chlorobenzene	183.4	U	UM	U	1.33 F	NS	U	U	U	1.39 F
chloroethane	1900	U	U	U	U	NS	U	U	U	U
chloroform	300	U	U	U	U	NS	U	U	U	U
chloromethane	--	U	U	U	U	NS	U	U	U	U
cis-1,2-dichloroethylene	--	U	U	U	U	NS	U	U	U	U
cis 1,3 dichloropropene	--	U	U	U	U	NS	U	U	U	U
dibromochloromethane	--	U	U	U	U	NS	U	U	U	U
dibromomethane	--	U	U	U	U	NS	U	U	U	U
dichlorodifluoromethane	--	U	U	U	U	NS	U	U	U	U
ethylbenzene	5500	U	U	U	0.695 F	NS	U	U	0.698 F	U
isopropylbenzene	--	U	UM	U	U	NS	U	U	U	U
methylene chloride	--	14	8.2	1.52 F	U	NS	12	3.6 F	1.26 F	U
methyl ethyl ketone	--	U	U	U	U	NS	9.9 F	U	67.0 J	U
methyl isobutyl ketone	--	U	U	U	U	NS	U	U	U	U
naphthalene	--	U	UM	U	U	NS	U	U	U	U
n-butylbenzene	10000	U	U	U	U	NS	U	U	U	U
n-propylbenzene	3700	U	U	U	0.643 F	NS	U	U	U	U
m,p-xylene	4820.8	U	UM	0.873 F♦	1.58 F	NS	U	U	2.07 F	1.52 F
o-xylene	1200	U	U	U	U	NS	U	U	U	U
p-isopropyltoluene	--	U	U	U	U	NS	U	U	U	U
sec-butylbenzene	10000	U	U	U	U	NS	U	U	U	U
styrene	--	U	U	U	U	NS	U	U	U	1.00 F♦
t-butylbenzene	10000	U	U	U	U	NS	U	U	U	U
toluene	2567.6	U	0.39 M	U	U	NS	U	U	U	U
trichloroethylene (TCE)	1600	U	U	U	0.695 F	NS	U	U	U	U
trichlorofluoromethane	--	U	U	U	U	NS	U	U	U	U
SVOCs (µg/Kg)										
1,2-dichlorobenzene	7900	U	U	U	U	U	U	U	U	U
1,4-dichlorobenzene	8500	U	U	U	U	U	U	U	U	U
2-methylnaphthalene	65	U	U	62 F♦	U	U	U	U	U	U
acenaphthene	16	120 F	1,600 M	2,300 F	900 F	71 F	U	U	U	U
acenaphthylene	--	U	U	U	U	U	U	U	U	U
anthracene	85	300 F	3,500 M	11,000 F	2,800 F	350 F	U	U	U	U
benzo(a)anthracene	261	840	9,500 M	45,000 F	7,600 F	1,200	U	U	89 F	U
benzo(a)pyrene	370	770	8,200 M	38,000 F	7,100 F	980	U	U	93 F	UM
benzo(b)fluoranthene	--	1,000	11,000	65,000 J	11,000 M	1,500	U	U	180 F	U
benzo(k)fluoranthene	240	500 F	3,900 M	20,000 F	4,100 F	480 F	U	U	46 F	U
benzo(g,h,i)perylene	170	210 F	1,500 M	13,000 F	2,600 F	420 F	U	U	U	U
benzyl alcohol	--	U	U	U	U	U	U	U	U	U
bis(2-ethylhexyl) phthalate	10453.8	160 F	U	300 F	490 F	180 F	U	80 F	30 F	39 F
benzyl butyl phthalate	50000	U	U	U	330 F	U	U	U	U	U
chrysene	340	920	10,000 M	43,000 F	7,100 F	1,200	U	U	87 F	U
di-n-butyl phthalate	--	U	U	U	U	U	U	U	U	U
dibenz(a,h)anthracene	60	140 F	1,400 J	5,900 F	UM	200 F	U	U	U	U
dibenzofuran	2000	85 F	1,300 M	310 F♦	420 F	U	U	U	U	U
diethyl phthalate	7100	U	U	25 F♦	U	U	U	U	41 F♦	U
fluoranthene	600	2,100	27,000 M	120,000	19,000	3,500	U	55 F	160 F	U
fluorene	35	160 F	2,100 M	2,000 F	1,100 F	44 F	U	U	U	U
indeno(1,2,3-c,d)pyrene	200	240 F	4,700 M	8,700 F	770 F	450 F	U	U	U	U
naphthalene	13000	U	U	130 F♦	U	U	U	U	U	U
phenanthrene	240	1,500	23,000 M	62,000	12,000	1,900	U	U	100 F	U
pyrene	490	1,300	19,000 M	100,000	17,000	2,700	U	U	220 F	U
benzoic acid	--	U	UM	U	U	U	U	U	U	U

Six Mile Creek Sediment Results

Sample Location	Most Stringent Ecological Screening Value (µg/Kg) [1]	SMCSD-11					SMCSD-12			
Sample ID		SMCSD1101AA	SMCSD1101BB	SMCSD1101CA	SMCSD1101DA	SMCSD1101EA	SMCSD1201AA	SMCSD1201BB	SMCSD1201CA	SMCSD1201DB
Date of Collection		10/19/2004	10/20/2005	10/17/2006	10/17/2007	11/24/2008	10/19/2004	11/30/2005	10/16/2006	10/16/2007
Sample Depth (ft TOIC)		0-0.5					0-0.5			
Metals (mg/kg)[2]										
aluminum	--	3,280	3080 M	3,600	3,600	NS	9,970	7,600	11,000 ♦	9300♦
antimony	2.0	U	UM	U	U	NS	U	U	U	U
arsenic	6.0	2.4 F	2.4 F	3.3 F	2.0 F	NS	2.5 F	2.5 F	3.9 F♦	4.8 F♦
barium	--	210	28.8 M	45 M	22	NS	31.3	26.7	52	23♦
berylium	--	0.18 F	0.16 F	0.17 F	0.17 F	NS	0.53 F	0.4 F	0.58 F	0.41 F♦
boron - total	--	U	U	U	U	NS	U	-	U	U
cadmium	0.6	U	0.29 F	0.66	0.42 F	NS	U	U	0.71 F	U
calcium	--	7,500	10,800	11,000	15,000	NS	777	848	1,700	1600 J♦
chromium	26.0	11.8	8.2	8.5 M	26	NS	11.7	9.1	15 ♦	14 J♦
cobalt	--	2.2	2.1	2.9	2.9	NS	8.5	7.2	11 ♦	7.3♦
copper	16.0	16.7	19.2	20 M	22	NS	19.2	16.7	27	18 J♦
iron	20,000	11,300	10,700	14,000	12,000	NS	18,600	15,900	24,000 ♦	23,000♦
lead	31.0	47.2	269 M	32 M	85	NS	10.3	7.3	18	9.1♦
magnesium	--	1,700	2170 M	2,200	2,500	NS	3,810	3,080	4,500 ♦	4400 J♦
manganese	460.0	108	133 M	170 M	540	NS	244	503	640	500
molybdenum	--	0.28 F	0.42 F	0.41 F♦	0.58 F	NS	0.27 F	0.25 F	U	0.92 F♦
nickel	16.0	6.2	5.9	7.4 J	7.8	NS	17.7	14.8	22 ♦	20 J♦
potassium	--	456	399	320	400	NS	1,500	1,210	1,300 ♦	1000♦
selenium	--	U	U	0.28 F	0.69 F	NS	U	U	0.54 F	1.1 F♦
silver	1.0	0.14 F	0.55 F	0.14 F	0.31 F	NS	U	U	U	U
sodium	--	62.1 F	62.6 F	27 F♦	39 F	NS	43.5 F	U	36 F	32 F♦
thallium	--	U	U	U	U	NS	3.6 F	U	U	U
vanadium	--	8.0	7.0	8.6	8.7	NS	16.1	12.7	19 ♦	14♦
zinc	120.0	140	141 M	160 M	170	NS	57.4	42.0	81	56♦
mercury	0.15	0.021 F	0.042 F	0.022 F♦	0.079 F	NS	0.015 F	U	0.055 F	0.017 F♦
PCBs (µg/Kg)										
Aroclor 1248	15.96 [3]	310	590	544	U	U	U	U	U	U
Aroclor 1254	15.96 [3]	220	590	1390 J	1900	74.9	U	U	U	U
Aroclor 1260	5	120	66 M	U	U	U	U	U	U	U
Pesticides (µg/Kg)										
alpha BHC (Alpha Hexachlorocyclohexan	0.01	U	U	U	U	UJ	U	U	U	U
delta BHC (Delta Hexachlorocyclohexane	0.04	U	U	6.4 M	U	UJ	U	U	U	U
gamma BHC (Lindane)	0.05	U	U	9.1 F	U	UJ	U	U	U	U
alpha-Chlordane	0.05	U	U	U	U	UJ	U	U	U	U
p,p'-DDD	2	U	U	14 F	130 M	UJ	U	U	0.81 F♦	U
p,p'-DDE	2	U	U	U	U	UJ	U	U	0.66 F	0.39 F
p,p'-DDT	1	20 F	U	140 M	UM	UJ	U	U	0.93 F	0.30 F
aldrin	0.00	U	U	U	U	UJ	U	U	U	U
dieldrin	0.02	18 F	24 F	11 M	U	2.1 J	U	U	1.1 F	U
alpha endosulfan	--	U	U	8.6 J♦	U	UJ	U	U	U	U
beta endosulfan	--	U	U	49 M	U	UJ	U	U	U	U
endosulfan sulfate	--	U	U	20 F	U	UJ	U	U	3.5 F	U
endosulfan II		U	U	U	U	0.97 J	U	U	U	0.42 F
endrin	3	U	U	6.2 M	100 M	UJ	U	U	U	U
endrin aldehyde	5*	U	U	U	U	UJ	U	U	1.9 F♦	U
heptachlor	0.04	U	U	11 F	U	UJ	U	U	0.37 F	U
heptachlor epoxide	0.03	U	12 F	56 M	U	UJ	U	U	0.37 F	U
methoxychlor	31.44	U	U	6.5 F	U	UJ	0.94 F	U	U	U

Data Qualifiers

Surface Water:

F - The analyte was positively identified above the MDL, however, the concentration is below the RL.
J - The analyte was positively identified, but the quantitation is an estimation.
NA - not analyzed
U - The analyte was analyzed for, but not detected. The associated numerical value is at or below the MDL.
[1] - The NYS Surface Water Standard for the protection of aquatic life from chronic effects is used if available and if lower than the surface water standard.
 - Indicates an exceedance of the NYS Surface Water Standards.

Sediment:

B - Result is a positive value, however, the analyte was detected in an associated blank above the RL.
F - The analyte was positively identified above the MDL, however, the concentration is below the RL.
FM - The analyte was positively identified above the MDL, however, the concentration is below the RL and a matrix effect was present.
J - The analyte was positively identified, but the quantitation is an estimation.
M - A matrix effect was present.
NA - not analyzed
R - The data was rejected because QA/QC criteria were not met during the analysis.
U - The analyte was analyzed for, but not detected. The associated numerical value is at or below the MDL.
UJ - The analyte was analyzed for, but not detected. The quantitation is an approximation.
UM – The analyte was analyzed for, but not detected. A matrix effect was present.
BHC – hexachlorocyclohexane
1 - This value is the most stringent criterion for ecological endpoints derived from Table 2-3a in the Final Three Mile Creek Feasibility Study Addendum (E&E, July 2002).
2 - The most stringent criterion for metals have been derived from Table 2 in Technical Guidance for Screening Contaminated Sediments (NYSDEC, January 1999).
- - This analyte was not sampled for in the 1993/4 RI.
-- - No most stringent ecological screening value is known for this compound.
 - Indicates an exceedance of the Most Stringent Ecological Screening Value.

2004
Sample Location 1 Fish Tissue Analytical Results

Fish Sample ID				Sample 1			Sample 3			Sample 5	Sample 6	Sample 7	Sample 8	Sample 9	Sample 10
Sample ID	NYSDEC Pisc. Wildlife Criteria	NYSDOH Fish Advisory Guideline	1993/4 RI Results (LAW, Dec 1996).	SMCFS0101AA1OH	SMCFS0101AA1WF	Whole fish (mathematically combined).	SMCFS0101AA3OH	SMCFS0101AA3WF	Whole fish (mathematically combined).	SMCFS0101AA5CO	SMCFS0101AA6CO	SMCFS0101AA7CO	SMCFS0101AA8CO	SMCFS0101AA9CO	SMCFS0101AA10CO
Sample description *				OH sample of 5 CC	WF sample of 5 CC		OH sample of 5 CC	WF sample of 5 CC		CO sample of 41 BD	CO sample of 40 BD	CO sample of 30 CC	CO sample of 29 CC	CO sample of 6 CC	CO sample of 20 BD
Date of Collection				10/25/2004	10/25/2004		10/25/2004	10/25/2004		10/25/2004	10/25/2004	10/25/2004	10/25/2004	10/25/2004	10/25/2004
Metals (mg/Kg)															
cadmium	-	-	-[8]	U	0.058 F	0.03	U	U	U	U	U	U	U	U	U
mercury	-	1	0.56 - 0.61	0.016 F	0.10 F	0.06	0.026 F	0.038 F	0.03	0.14	0.085	0.051 F	0.062 F	0.070 F	0.063 F
PCBs (µg/Kg)															
Aroclor 1016	-[1]	-[2]	-	U	U	U	U	U	U	U	U	U	U	U	U
Aroclor 1221	-[1]	-[2]	-	U	U	U	U	U	U	U	U	U	U	U	U
Aroclor 1232	-[1]	-[2]	-	U	U	U	U	U	U	U	U	U	U	U	U
Aroclor 1242	-[1]	-[2]	-	20 F	U	8.94	U	12 F	7.02	14 F	U	12 F	U	19 F	U
Aroclor 1248	-[1]	-[2]	-	U	U	U	U	U	U	U	U	U	U	U	U
Aroclor 1254	-[1]	-[2]	-	U	U	U	13 F	U	5.39	U	U	U	U	12 F	40 F
Aroclor 1260	-[1]	-[2]	-	U	U	U	U	U	U	U	8.4 F	U	U	U	7.7 F
Sum of all PCB congeners	110	2,000	165 J	20	0	8.94	13	12	12.41	14	8.4	12	0	31	47.7
Pesticides (µg/Kg)															
alpha BHC	100	-	-[8]	U	U	U	U	1.1 F	0.64	U	U	U	U	U	U
beta BHC	100	-	-[8]	U	U	U	U	U	U	U	U	U	U	U	U
delta BHC	100	-	-[8]	6.2 J	U	2.77	6 J	U	2.49	U	U	U	U	U	U
gamma BHC (Lindane)	100	-	-[8]	U	U	U	U	U	U	U	U	U	U	U	U
alpha-Chlordane	500	300[3]	-[8]	U	U	U	U	U	U	U	U	U	U	U	U
gamma-Chlordane	500	300[3]	-[8]	5.5 J	2.2 F	3.67	U	U	U	11 J	U	U	7.6 J	U	1.0 F
p,p'-DDD	200	5,000[4]	-[8]	U	U	U	U	U	U	U	U	U	U	U	U
p,p'-DDE	200	5,000[4]	-[8]	6.7 J	3.3 F	4.82	10	4.3	6.66	11 J	9.1 J	5.4	4.2 J	3.8 F	13 J
p,p'-DDT	200	5,000[4]	-[8]	U	U	U	U	U	U	U	U	U	U	U	U
aldrin	120	300[5]	-[8]	4.8 J	U	2.14	4.6 F	3.9 F	4.19	U	U	U	U	U	U
dieldrin	120	300[5]	-[8]	U	U	U	U	U	U	U	U	U	0.65 F	U	U
alpha endosulfan	-	-	-[8]	1.3 F	U	0.58	2.7 F	1.3 F	1.88	U	U	U	0.98 F	U	U
beta endosulfan	-	-	-[8]	U	U	U	U	U	U	U	U	U	U	U	U
endosulfan sulfate	-	-	-[8]	U	U	U	U	U	U	U	U	0.59 F	U	U	U
endrin	25	300[6]	-[8]	1.2 F	U	0.54	U	0.6 F	0.35	U	U	U	U	U	24 J
endrin aldehyde	-	300[6]	-[8]	U	U	U	U	U	U	U	U	U	U	U	U
heptachlor	200	300[7]	-[8]	U	U	U	U	U	U	U	U	U	U	U	U
heptachlor epoxide	200	300[7]	-[8]	0.36 F	U	0.16	1.4 F	U	0.58	6.1 J	1.9 J	U	U	2.9 F	8.3 J
methoxychlor	-	-	-[8]	U	U	U	U	U	U	U	U	U	U	U	U
toxaphene	-	5,000	-[8]	U	U	U	U	U	U	U	U	U	U	U	U
Other measurements															
% Lipid				2.5	0.7	1.50	1.7	0.8	1.17	3.1	2.8	1.7	1.3	1.3	3.1
Initial Weight (gr)				53.8	66.6	120.4	64.8	91.5	156.3	63.2	65.8	67.2	70.3	73.3	44.1
% Fillet				55.3%			58.5%			--	--	--	--	--	--

2004
Sample Location 2 Fish Tissue Analytical Results

Fish Sample ID	NYSDEC Pisc. Wildlife Criteria	NYSDOH Fish Advisory Guideline	1993/4 RI Results (LAW, Dec 1996).	Sample 1	Sample 2	Sample 3	Sample 4	Sample 5
Sample ID				SMCFS0201AA1CO	SMCFS0201AA2CO	SMCFS0201AA3CO	SMCFS0201AA4CO	SMCFS0201AA5CO
Sample description *				CO sample of 22 CC	CO sample of 12 CC	CO sample of 12 CC	CO sample of 1 WS	CO sample of 18 BD
Date of Collection				10/22/2004	10/22/2004	10/22/2004	10/22/2004	10/22/2004
Metals (mg/Kg)								
cadmium	-	-	- [8]	U	U	U	U	U
mercury	-	1	0.75 - 1.3	0.053 F	0.11	0.061 F	0.098	0.16
PCBs (µg/Kg)								
Aroclor 1016	- [1]	- [2]	-	U	U	U	U	U
Aroclor 1221	- [1]	- [2]	-	U	U	U	U	U
Aroclor 1232	- [1]	- [2]	-	U	U	U	U	U
Aroclor 1242	- [1]	- [2]	-	U	U	U	U	U
Aroclor 1248	- [1]	- [2]	-	U	U	U	U	U
Aroclor 1254	- [1]	- [2]	-	U	U	U	U	U
Aroclor 1260	- [1]	- [2]	-	7.8 F	U	U	U	U
Sum of all PCB congeners	110	2,000	273 - 1380	7.8	0	0	0	0
Pesticides (µg/Kg)								
alpha BHC	100	-	- [8]	U	U	U	U	U
beta BHC	100	-	- [8]	U	U	U	U	U
delta BHC	100	-	- [8]	U	U	U	U	U
gamma BHC (Lindane)	100	-	- [8]	U	U	U	U	U
alpha-Chlordane	500	300 [3]	- [8]	U	U	U	U	U
gamma-Chlordane	500	300 [3]	- [8]	U	U	3.1 F	U	U
p,p'-DDD	200	5,000 [4]	367	2.8 F	3.1 F	U	25	6.4 F
p,p'-DDE	200	5,000 [4]	367	12	U	10	66	35
p,p'-DDT	200	5,000 [4]	367	U	1.0 F	1.4 F	6.6 F	U
aldrin	120	300 [5]	- [8]	1.2 F	U	U	U	3.4 F
dieldrin	120	300 [5]	- [8]	1.7 F	U	1.6 F	4.8 F	4.3 F
alpha endosulfan	-	-	- [8]	U	U	U	U	U
beta endosulfan	-	-	- [8]	1.7 F	U	U	U	U
endosulfan sulfate	-	-	- [8]	U	U	U	U	U
endrin	25	300 [6]	- [8]	3.4 F	2.8 F	1.2 F	U	5.4 F
endrin aldehyde	-	300 [6]	- [8]	U	U	U	U	U
heptachlor	200	300 [7]	- [8]	U	U	U	U	U
heptachlor epoxide	200	300 [7]	- [8]	U	U	U	U	U
methoxychlor	-	-	- [8]	U	U	U	U	U
toxaphene	-	5,000	- [8]	U	U	U	U	U
Other measurements								
% Lipid				1.9	1.6	1.1	1.4	4.6
Initial Weight (gr)				51.5	51.1	50.9	13.4	28.5
% Fillet				--	--	--	--	--

2004
Sample Location 3 Fish Tissue Analytical Results

Fish Sample ID				Sample 1**			Sample 3			Sample 4			Sample 5		
Sample ID	NYSDEC Pisc. Wildlife Criteria	NYSDOH Fish Advisory Guideline	1993/4 RI Results (LAW, Dec 1996).	SMCFS0301AA1FI	SMCFS0301AA1OF	Whole fish (mathematically combined).	SMCFS030AA3FI	SMCFS0301AA3OF	Whole fish (mathematically combined).	SMCFS0301AA4WF	SMCFS0301AA4OH	Whole fish (mathematically combined).	SMCFS0301AA5WF	SMCFS0301AA5OH	Whole fish (mathematically combined).
Sample description *				FI sample of 2 WS	OF sample of 2 WS		FI sample of 1 CC	OF sample of 1 CC		WF sample of 1 CC	OH sample of 1 CC		WF sample of 1 CC	OH sample of 1 CC	
Date of Collection				10/22/2004	10/22/2004		10/22/2004	10/22/2004		10/22/2004	10/22/2004		10/22/2004	10/22/2004	
Metals (µg/g)															
cadmium	-	-	-[8]	U	U	U	U	U	U	U	U	U	U	U	U
mercury	-	1	0.51	0.044 F	0.054 F	0.05	0.15	0.052 F	0.10	0.085 F	0.083 F	0.08	0.04 F	0.062 F	0.05
PCBs (µg/Kg)															
Aroclor 1016	-[1]	-[2]	-	U	U	U	U	U	U	U	U	U	U	U	U
Aroclor 1221	-[1]	-[2]	-	U	U	U	U	U	U	U	U	U	U	U	U
Aroclor 1232	-[1]	-[2]	-	U	U	U	U	U	U	U	U	U	U	U	U
Aroclor 1242	-[1]	-[2]	-	U	U	U	U	U	U	U	U	U	U	U	U
Aroclor 1248	-[1]	-[2]	-	U	U	U	U	U	U	U	U	U	U	U	U
Aroclor 1254	-[1]	-[2]	-	U	U	U	U	U	U	U	U	U	U	U	U
Aroclor 1260	-[1]	-[2]	-	U	8.9 F	4.29	U	35 F	18.55	U	12 F	5.42	U	18 F	9.35
Sum of all PCB congeners	110	2,000	128 - 13,500	0	8.9	4.29	0	35	18.55	0	12	5.42	0	18	9.35
Pesticides (µg/Kg)															
alpha BHC	100	-	-[8]	U	U	U	U	U	U	U	U	U	U	U	U
beta BHC	100	-	-[8]	8 F	U	4.15	U	U	U	U	U	U	U	U	U
delta BHC	100	-	-[8]	U	U	U	U	U	U	U	U	U	U	U	U
gamma BHC (Lindane)	100	-	-[8]	U	U	U	U	U	U	U	U	U	U	U	U
alpha-Chlordane	500	300[3]	-[8]	U	U	U	U	2.7 F	1.43	U	U	U	U	U	U
gamma-Chlordane	500	300[3]	-[8]	19	4 F	11.77	5.5 F	5.8 J	5.66	U	5 J	2.26	U	U	U
p,p'-DDD	200	5,000[4]	252 - 870	U	4.1 F	1.98	4.6 F	13	9.05	3 F	10 J	6.16	3.8 F	6.2 J	5.05
p,p'-DDE	200	5,000[4]	252 - 870	13 J	24	18.30	9.7	68	40.60	9.3	67 J	35.37	10	31	20.91
p,p'-DDT	200	5,000[4]	252 - 870	U	4.6 F	2.22	0.89 F	U	0.42	0.86 F	U	0.47	U	U	U
aldrin	120	300[5]	274 - 313	U	1.6 F	0.77	U	U	U	U	3.1 F	1.40	U	2.6 F	1.35
dieldrin	120	300[5]	274 - 313	3.4 F	4 F	3.69	1.5 F	8.8	5.37	1.4 F	4.5 F	2.80	U	4 F	2.08
alpha endosulfan	-	-	-[8]	1.2 F	U	0.62	U	U	U	U	U	U	U	U	U
beta endosulfan	-	-	-[8]	U	U	U	U	U	U	U	U	U	U	U	U
endosulfan sulfate	-	-	-[8]	U	U	U	U	U	U	U	U	U	U	U	U
endrin	25	300[6]	-[8]	U	U	U	U	7.7	4.08	U	6 J	2.71	U	U	U
endrin aldehyde	-	300[6]	-[8]	U	U	U	U	U	U	U	U	U	U	U	U
heptachlor	200	300[7]	-[8]	U	U	U	U	U	U	U	U	U	U	U	U
heptachlor epoxide	200	300[7]	-[8]	U	4.3 F	2.07	U	5.3 F	2.81	U	U	U	U	U	U
methoxychlor	-	-	-[8]	19 F	U	9.85	U	U	U	U	U	U	U	U	U
toxaphene	-	5,000	-[8]	U	U	U	U	U	U	U	U	U	U	U	U
Other measurements															
% Lipid				0.6	2.2	1.37	0.9	3.5	2.28	0.7	2.4	1.47	0.8	2.5	1.68
Initial Weight (gr)				55.3	51.4	106.7	25.1	28.3	53.4	59.8	49.3	109.1	41.9	45.3	87.2
% Fillet				51.8%			47.0%			54.8%			48.1%		

Notes:
** Original samples 1 and 2 were inadvertently combined into one sample at the lab.

2004
Sample Location 4 Fish Tissue Analytical Results

Fish Sample ID			Sample 1			Sample 2			Sample 3			Sample 4			Sample 5		
Sample ID	NYSDEC Pisc. Wildlife Criteria	NYSDOH Fish Advisory Guideline	SMCFS0401AA1FI	SMCFS0401AA1OF	Whole fish (mathematically combined).	SMCFS0401AA2FI	SMCFS0401AA2OF	Whole fish (mathematically combined).	SMCFS0401AA3FI	SMCFS0401AA3OF	Whole fish (mathematically combined).	SMCFS0401AA4FI	SMCFS0401AA4OF	Whole fish (mathematically combined).	SMCFS0401AA5FI	SMCFS0401AA5OF	Whole fish (mathematically combined).
Sample description *			FI sample of 1 BnT	OF sample of 1 BnT		FI sample of 1 BkT	OF sample of 1 BkT		FI sample of 1 BnT	OF sample of 1 BnT		FI sample of 1 WS	OF sample of 1 WS		FI sample of 1 WS	OF sample of 1 WS	
Date of Collection			10/21/2004	10/21/2004		10/21/2004	10/21/2004		10/21/2004	10/21/2004		10/21/2004	10/21/2004		10/21/2004	10/21/2004	
Metals (µg/g)																	
cadmium	-	-	U	U	U	U	U	U	U	U	U	U	U	U	U	U	U
mercury	-	1	0.099	0.062 F	0.08	0.16	0.046 F	0.10	0.16	0.15	0.15	0.054 F	0.051 F	0.05	0.10 F	0.046	0.08
PCBs (µg/Kg)																	
Aroclor 1016	[1]	[2]	U	U	U	U	U	U	U	U	U	U	U	U	U	U	U
Aroclor 1221	[1]	[2]	U	U	U	U	U	U	U	U	U	U	U	U	U	U	U
Aroclor 1232	[1]	[2]	U	U	U	U	U	U	U	U	U	U	U	U	U	U	U
Aroclor 1242	[1]	[2]	U	U	U	U	U	U	U	U	U	U	U	U	U	U	U
Aroclor 1248	[1]	[2]	170	350	267.48	80	240	158.95	160	310	236.48	110	1200	547.55	160	1100	592.89
Aroclor 1254	[1]	[2]	U	U	U	U	U	U	U	U	U	U	U	U	U	U	U
Aroclor 1260	[1]	[2]	71	140	108.37	32 F	190	109.96	79	270	176.38	36 F	1200	503.25	56	1400	674.95
Sum of all PCB congeners	110	2,000	241	490	375.85	112	430	268.92	239	580	412.86	146	2400	1050.80	216	2500	1267.84
Pesticides (µg/Kg)																	
alpha BHC	100	-	U	U	U	U	2.2 F	1.09	U	U	U	U	U	U	U	U	U
beta BHC	100	-	U	U	U	U	U	U	U	U	U	U	U	U	U	U	U
delta BHC	100	-	U	U	U	U	16 J	7.90	U	U	U	U	U	U	U	U	U
gamma BHC (Lindane)	100	-	1.2 F	U	0.55	8.0 F	U	4.05	U	U	U	U	U	U	U	U	U
alpha-Chlordane	500	300[3]	U	U	U	U	U	U	U	U	U	U	U	U	U	U	U
gamma-Chlordane	500	300[3]	U	U	U	U	U	U	U	U	U	U	U	U	U	U	U
p,p'-DDD	200	5,000[4]	U	U	U	U	U	U	14 F	21 F	17.57	U	U	U	U	U	U
p,p'-DDE	200	5,000[4]	15	22 F	18.79	46 J	30 J	38.10	27	46 F	36.69	14 J	120	56.55	13 J	98	52.14
p,p'-DDT	200	5,000[4]	U	U	U	U	U	U	U	U	U	U	U	U	U	U	U
aldrin	120	300[5]	U	U	U	U	U	U	U	U	U	U	U	U	U	U	U
dieldrin	120	300[5]	37	71	55.41	35 J	50 J	42.40	73	150	112.26	12 J	140 J	63.38	15 J	130	67.96
alpha endosulfan	-	-	U	U	U	U	U	U	U	U	U	U	U	U	U	U	U
beta endosulfan	-	-	U	U	U	U	U	U	U	U	U	U	U	U	U	U	U
endosulfan sulfate	-	-	U	U	U	U	U	U	U	U	U	U	U	U	U	U	U
endrin	25	300[6]	16 J	U	7.33	U	38 J	18.75	U	31 F	15.81	18 J	150 J	70.99	18 J	150	78.79
endrin aldehyde	-	300[6]	U	U	U	17 F	7.4 J	12.26	U	U	U	U	22 F	8.83	U	U	U
heptachlor	200	300[7]	1.0 F	U	0.46	U	4.0 F	1.97	U	U	U	U	U	U	U	U	U
heptachlor epoxide	200	300[7]	U	U	U	U	U	U	U	U	U	U	68	27.30	U	39 F	17.96
methoxychlor	-	-	U	U	U	U	U	U	U	U	U	U	U	U	U	U	U
toxaphene	-	5,000	U	U	U	U	U	U	U	U	U	U	U	U	U	U	U
Other measurements																	
% Lipid			1.1	2.1	1.64	0.5	1.1	0.80	1.3	2.5	1.91	0.7	4.6	2.27	0.7	3.5	1.99
Initial Weight (gr)			170.9	201.9	372.8	88.9	86.6	175.5	203.9	212.1	416	135.1	90.6	225.7	123.0	105.0	228
% Fillet			45.8%			50.7%			49.0%			59.9%			53.9%		

2004
Sample Location 5 Fish Tissue Analytical Results

Fish Sample ID	NYSDEC Pisc. Wildlife Criteria	NYSDOH Fish Advisory Guideline	Sample 1			Sample 2			Sample 3			Sample 4			Sample 5		
Sample ID			SMCFS0501AA1FI	SMCFS0501AA1OF	Whole fish (mathematically combined).	SMCFS0501AA2FI	SMCFS0501AA2OF	Whole fish (mathematically combined).	SMCFS0501AA3FI	SMCFS0501AA3OF	Whole fish (mathematically combined).	SMCFS0501AA4FI	SMCFS0501AA4OF	Whole fish (mathematically combined).	SMCFS0501AA5FI	SMCFS0501AA5OF	Whole fish (mathematically combined).
Sample description *			FI sample of BnT	OF sample of BnT		FI sample of BnT	OF sample of BnT		FI sample of BnT	OF sample of BnT		FI sample of WS	OF sample of WS		FI sample of BnT	OF sample of BnT	
Date of Collection			10/21/2004	10/21/2004		10/21/2004	10/21/2004		10/21/2004	10/21/2004		10/21/2004	10/21/2004		10/21/2004	10/21/2004	
Metals (µg/g)																	
cadmium	-	-	U	U	U	U	U	U	U	U	U	U	U	U	U	U	U
mercury	-	1	0.38	0.28	0.32	0.16	0.14	0.15	0.11	0.11	0.11	0.07 F	0.044 F	0.06	0.16	0.12	0.14
PCBs (µg/Kg)																	
Aroclor 1016	[1]	[2]	U	U	U	U	U	U	U	U	U	U	U	U	U	U	U
Aroclor 1221	[1]	[2]	U	U	U	U	U	U	U	U	U	U	U	U	U	U	U
Aroclor 1232	[1]	[2]	U	U	U	U	U	U	U	U	U	U	U	U	U	U	U
Aroclor 1242	[1]	[2]	U	U	U	U	U	U	U	U	U	U	U	U	U	U	U
Aroclor 1248	[1]	[2]	110	480 F	313.77	140	130	134.99	150	330	252.50	160	740	480.44	22 F	50 F	34.31
Aroclor 1254	[1]	[2]	U	U	U	U	U	U	U	U	U	U	U	U	U	U	U
Aroclor 1260	[1]	[2]	280	1400	896.82	190	160	174.98	220	540	402.22	260	770	541.77	46 F	33 F	40.29
Sum of all PCB congeners	110	2,000	390	1880	1210.59	310	290	299.98	370	870	654.71	420	1510	1022.21	68	669.8	332.48
Pesticides (µg/Kg)																	
alpha BHC	100	-	2.7 F	U	1.21	2.4 F	U	1.20	3.3 F	U	1.42	U	U	U	U	U	U
beta BHC	100	-	U	U	U	U	U	U	U	U	U	U	U	U	U	U	U
delta BHC	100	-	U	U	U	U	U	U	U	U	U	U	U	U	U	U	U
gamma BHC (Lindane)	100	-	U	U	U	U	U	U	U	U	U	U	U	U	U	1.6 F	0.70
alpha-Chlordane	500	300[3]	U	U	U	2.2 F	U	1.10	1.1 F	U	0.47	1.4 F	U	0.63	U	16 J	7.03
gamma-Chlordane	500	300[3]	U	U	U	U	U	U	U	31 J	17.65	U	U	U	U	20 J	8.79
p,p'-DDD	200	5,000[4]	U	U	U	U	U	U	U	U	U	U	U	U	U	U	U
p,p'-DDE	200	5,000[4]	26	58	43.62	29 J	21	24.99	11 J	29 J	21.25	15	44	31.02	8.0	20 J	13.27
p,p'-DDT	200	5,000[4]	U	U	U	U	U	U	U	U	U	U	U	U	U	20 J	8.79
aldrin	120	300[5]	U	U	U	U	U	U	U	U	U	U	U	U	U	U	U
dieldrin	120	300[5]	23 J	46	35.67	24 J	14	18.99	23	66 J	47.49	U	37 J	20.44	4.7	15 J	9.23
alpha endosulfan	-	-	U	U	U	U	U	U	U	U	U	U	U	U	U	U	U
beta endosulfan	-	-	U	U	U	U	U	U	U	U	U	U	U	U	U	U	U
endosulfan sulfate	-	-	U	U	U	U	U	U	U	U	U	U	U	U	U	U	U
endrin	25	300[6]	U	U	U	36 J	U	17.97	U	U	U	U	U	U	U	U	U
endrin aldehyde	-	300[6]	6.2	U	2.79	7.1 J	4.6	5.85	7.7	13 F	10.72	3.6 F	U	1.61	U	U	U
heptachlor	200	300[7]	U	U	U	U	U	U	U	U	U	U	U	U	U	U	U
heptachlor epoxide	200	300[7]	U	U	U	U	U	U	U	U	U	U	U	U	U	U	U
methoxychlor	-	-	U	U	U	U	U	U	U	U	U	U	U	U	U	U	U
toxaphene	-	5,000	U	U	U	U	U	U	U	U	U	U	U	U	U	U	U
Other measurements																	
% Lipid			0.5	1.3	0.94	1.2	1.0	1.10	1.1	2.6	1.95	0.8	1.6	1.24	0.6	9.2	4.38
Initial Weight (gr)			538.4	660.0	1198.4	387.0	388.2	775.2	291.5	385.5	677	58.4	72.1	130.5	267.2	209.5	476.7
% Fillet			44.9%			49.9%			43.1%			44.8%			56.1%		

2007
Sample Location 3 Fish Tissue Analytical Results

Fish Sample ID	NYSDEC Pisc. Wildlife Criteria	NYSDOH Fish Advisory Guideline	1993/4 RI Results (LAW, Dec 1996).	Sample 1	Sample 2	Sample 3	Sample 4	Sample 5	Sample 6	Sample 7	Sample 8	Sample 9	Sample 10
Sample ID				SMCFS0301BB	SMCFS0302BB	SMCFS0303BB	SMCFS0304BB	SMCFS0305BB	SMCFS0306BB	SMCFS0307BB	SMCFS0308BB	SMCFS0309BB	SMCFS0310BB
Sample description *				1 WS	1 WS	1 CC	1 CC	2 CC	1 CC	1 CC	1 WS	1 CC	1 CC
Date of Collection				10/26/2007	10/26/2007	10/26/2007	10/26/2007	10/26/2007	10/26/2007	10/26/2007	10/26/2007	10/26/2007	10/26/2007
Metals (µg/g)													
cadmium	-	-	- [8]	U	U	U	U	U	U	U	U	U	U
mercury	-	1	0.51	0.051 F	0.065 F	0.070 F	0.13	0.088 F	0.075 F	0.075 F	0.070 F	0.11	0.050 F
PCBs (µg/Kg)													
aroclor 1016	- [1]	- [2]	-	U	U	U	U	U	U	U	U	U	U
aroclor 1221	- [1]	- [2]	-	U	U	U	U	U	U	U	U	U	U
aroclor 1232	- [1]	- [2]	-	U	U	U	U	U	U	U	U	U	U
aroclor 1242	- [1]	- [2]	-	U	U	U	U	U	U	U	U	U	U
aroclor 1248	- [1]	- [2]	-	U	U	U	U	U	U	U	U	U	U
aroclor 1254	- [1]	- [2]	-	12.8 F	9.05 F	8.72 F	6.58 F	5.05 F	U	U	5.83 F	U	U
aroclor 1260	- [1]	- [2]	-	13.1 F	11.0 F	5.14 F	7.72 F	7.97 F	U	U	5.09 F	U	U
Sum of all PCB congeners	110	2,000	128 - 13,500	25.9	20.05	13.86	14.3	13.02	U	U	10.92	U	U
Pesticides (µg/Kg)													
alpha BHC	100	-	- [8]	U	U	U	U	U	U	U	U	U	U
beta BHC	100	-	- [8]	U	U	U	U	U	U	U	U	U	U
delta BHC	100	-	- [8]	U	U	U	U	U	U	U	U	U	U
gamma BHC (Lindane)	100	-	- [8]	U	U	U	U	U	U	U	U	U	U
alpha-Chlordane	500	300 [3]	- [8]	4.8 J	U	U	U	U	U	U	U	U	U
gamma-Chlordane	500	300 [3]	- [8]	U	U	1.9 J	U	U	U	U	U	U	U
p,p'-DDD	200	5,000 [4]	252 - 870	1.7 F	8.2 J	2.6 F	5.4 J	U	U	U	2.2 f	U	8.5 J
p,p'-DDE	200	5,000 [4]	252 - 870	7.5 J	280 M	12	150 J	140 J	U	140 J	110 J	7.2 J	86 J
p,p'-DDT	200	5,000 [4]	252 - 870	U	U	U	U	U	U	U	U	U	U
aldrin	120	300 [5]	274 - 313	5.8 J	U	U	U	U	U	U	U	U	U
dieldrin	120	300 [5]	274 - 313	U	U	U	U	U	U	U	U	U	U
alpha endosulfan	-	-	- [8]	U	U	U	U	U	U	U	U	U	U
beta endosulfan	-	-	- [8]	1.5 F	6.5 J	2.2 F	3.6 J	6.0 J	U	6.6 J	1.8 F	18 J	8.5 J
endosulfan sulfate	-	-	- [8]	U	U	U	U	U	U	U	U	U	U
endrin	25	300 [6]	- [8]	2.4 F	7.7 J	4.1 J	6.6 J	9.3 J	2.6 F	12 J	1.5 F	2.7 F	14 J
endrin aldehyde	-	300 [6]	- [8]	1.5 F	U	U	U	4.3 J	1.6 F	4.5 J	U	U	U
heptachlor	200	300 [7]	- [8]	17 J	14 M	3.6 J	4.6 J	13 J	7.4 J	16 J	10 J	19 J	16 J
heptachlor epoxide	200	300 [7]	- [8]	U	U	1.9	2.2 J	U	U	U	U	U	3.3 J
methoxychlor	-	-	- [8]	U	U	U	U	U	U	U	U	U	U
toxaphene	-	5,000	- [8]	U	U	U	U	U	U	U	U	U	U
Other measurements													
% Lipid				0.279	0.453	0.859	0.651	0.456	0.591	0.594	1.39	0.581	0.926

2007
Sample Location 4 Fish Tissue Analytical Results

Fish Sample ID	NYSDEC Pisc. Wildlife Criteria	NYSDOH Fish Advisory Guideline	1993/4 RI Results (LAW, Dec 1996).	Sample 1	Sample 2	Sample 3	Sample 4	Sample 5	Sample 6	Sample 7	Sample 8	Sample 9	Sample 10
Sample ID				SMCFS0401BB	SMCFS0402BB	SMCFS0403BB	SMCFS0404BB	SMCFS0405BB	SMCFS0406BB	SMCFS0407BB	SMCFS0408BB	SMCFS0409BB	SMCFS0410BB
Sample description *				1 BT	1 WS	1 BB	1 WS	1 WS	1 WS	1 WS	1 WS	1 WS	1 WS
Date of Collection				10/24/2007	10/24/2007	10/24/2007	10/24/2007	10/24/2007	10/24/2007	10/24/2007	10/24/2007	10/24/2007	10/24/2007
Metals (µg/g)													
cadmium	-	-	- [8]	0.10 F	U	U	U	U	U	U	0.039 F	U	U
mercury	-	1	0.51	0.095 F	0.041 F	0.011 F	0.047 F	0.049 F	0.067 F	0.053 F	0.050 F	0.057 F	0.043 F
PCBs (µg/Kg)													
aroclor 1016	- [1]	- [2]	-	U	U	U	U	U	U	U	U	U	U
aroclor 1221	- [1]	- [2]	-	U	U	U	U	U	U	U	U	U	U
aroclor 1232	- [1]	- [2]	-	U	U	U	U	U	U	U	U	U	U
aroclor 1242	- [1]	- [2]	-	U	U	U	U	U	U	U	U	U	U
aroclor 1248	- [1]	- [2]	-	U	U	U	U	U	U	U	U	U	U
aroclor 1254	- [1]	- [2]	-	915	524	363	488	776	1040 J	1070	620	657	728
aroclor 1260	- [1]	- [2]	-	398	328	241	361	599	578 J	622	381	373	423
Sum of all PCB congeners	110	2,000	128 - 13,500	1313	852	604	849	1375	1618	1692	1001	1030	1151
Pesticides (µg/Kg)													
alpha BHC	100	-	- [8]	U	U	U	U	U	U	U	U	U	U
beta BHC	100	-	- [8]	U	U	U	U	17 M	17 M	U	U	U	U
delta BHC	100	-	- [8]	U	U	U	U	U	U	U	U	U	U
gamma BHC (Lindane)	100	-	- [8]	U	U	U	U	U	U	U	7.6 M	U	U
alpha-Chlordane	500	300 [3]	- [8]	U	U	U	9.9 J	53 M	U	U	U	U	U
gamma-Chlordane	500	300 [3]	- [8]	U	U	U	U	U	U	U	U	U	U
p,p'-DDD	200	5,000 [4]	252 - 870	9.8 J	U	U	U	U	U	U	U	U	U
p,p'-DDE	200	5,000 [4]	252 - 870	43 J	U	U	U	U	U	U	U	U	U
p,p'-DDT	200	5,000 [4]	252 - 870	U	U	53 J	U	U	U	U	U	U	U
aldrin	120	300 [5]	274 - 313	U	U	U	U	U	U	U	U	U	U
dieldrin	120	300 [5]	274 - 313	U	U	U	U	U	36 J	43 M	U	U	U
alpha endosulfan	-	-	- [8]	U	U	U	U	U	U	U	U	U	U
beta endosulfan	-	-	- [8]	U	U	U	U	U	U	U	U	U	U
endosulfan sulfate	-	-	- [8]	U	U	U	U	U	U	U	U	U	U
endrin	25	300 [6]	- [8]	19 J	13 J	12 J	14 J	19 M	U	U	U	U	U
endrin aldehyde	-	300 [6]	- [8]	U	U	U	U	U	12 M	11 M	U	U	7.0 M
heptachlor	200	300 [7]	- [8]	39 J	U	U	U	U	U	U	U	U	U
heptachlor epoxide	200	300 [7]	- [8]	U	U	U	U	U	U	U	U	U	U
methoxychlor	-	-	- [8]	19 J	U	U	U	U	U	U	U	U	U
toxaphene	-	5,000	- [8]	U	U	U	U	U	U	U	U	U	U
Other measurements													
% Lipid				1.76	0.455	1.24	0.902	1.44	1.46	1.43	0.712	0.676	1.13

2007
Sample Location 5 Fish Tissue Analytical Results

Fish Sample ID	NYSDEC	NYSDOH	1993/4 RI	Sample 1	Sample 2	Sample 3	Sample 4	Sample 5	Sample 6	Sample 7	Sample 8	Sample 9	Sample 10
Sample ID	Pisc.	Fish	Results	SMCFS0501BB	SMCFS0502BB	SMCFS0503BB	SMCFS0504BB	SMCFS0505BB	SMCFS0506BB	SMCFS0507BB	SMCFS0508BB	SMCFS0509BB	SMCFS0510BB
Sample description *	Wildlife	Advisory	(LAW,	1 WS	1 WS	1 WS	1 WS	4 BT	4 BT	1 BT	4 PKS	7 WS	MI
Date of Collection	Criteria	Guideline	Dec 1996).	10/26/2007	10/26/2007	10/26/2007	10/26/2007	10/26/2007	10/26/2007	10/26/2007	10/26/2007	10/26/2007	10/26/2007
Metals (µg/g)													
cadmium	-	-	-[8]	U	U	U	U	U	0.036 F	U	U	U	0.051 F
mercury	-	1	0.51	0.058 F	0.044 F	0.071 F	0.040 F	0.038 F	0.032 F	0.048 F	0.082 F	0.032 F	0.0052 F
PCBs (µg/Kg)													
aroclor 1016	-[1]	-[2]	-	U	U	U	U	U	U	U	U	U	U
aroclor 1221	-[1]	-[2]	-	U	U	U	U	U	U	U	U	U	U
aroclor 1232	-[1]	-[2]	-	U	U	U	U	U	U	U	U	U	U
aroclor 1242	-[1]	-[2]	-	U	U	U	U	U	U	U	U	U	U
aroclor 1248	-[1]	-[2]	-	U	U	U	U	U	U	U	U	U	U
aroclor 1254	-[1]	-[2]	-	335	492	638	687	366	492	574	464	298	19.1
aroclor 1260	-[1]	-[2]	-	198	387	434	547	252	268	436	331	239	22.5
Sum of all PCB congeners	110	2,000	128 - 13,500	533	879	1072	1234	618	760	1010	795	537	41.6
Pesticides (µg/Kg)													
alpha BHC	100	-	-[8]	U	U	U	U	U	U	U	25 M	U	U
beta BHC	100	-	-[8]	7.5 J	U	U	U	U	U	12 M	U	U	U
delta BHC	100	-	-[8]	25 J	U	U	U	U	U	U	U	U	47 J
gamma BHC (Lindane)	100	-	-[8]	U	U	U	U	U	U	U	U	U	U
alpha-Chlordane	500	300[3]	-[8]	27 J	U	U	U	U	U	U	U	U	U
gamma-Chlordane	500	300[3]	-[8]	U	U	U	U	U	U	U	U	U	U
p,p'-DDD	200	5,000[4]	252 - 870	U	U	U	U	U	U	U	14 M	U	U
p,p'-DDE	200	5,000[4]	252 - 870	U	U	U	U	U	11 J	8.2 M	43 M	U	U
p,p'-DDT	200	5,000[4]	252 - 870	U	U	U	U	U	U	U	U	U	5.0 M
aldrin	120	300[5]	274 - 313	U	U	U	U	U	U	U	U	U	U
dieldrin	120	300[5]	274 - 313	21 J	U	U	22 J	30 J	U	33 M	48 M	U	11 J
alpha endosulfan	-	-	-[8]	U	U	U	U	U	U	U	U	U	U
beta endosulfan	-	-	-[8]	U	U	U	U	U	U	U	U	U	U
endosulfan sulfate	-	-	-[8]	U	U	U	U	U	U	U	U	U	U
endrin	25	300[6]	-[8]	U	U	U	U	U	U	U	U	U	U
endrin aldehyde	-	300[6]	-[8]	6.1 J	10 M	13 M	9.6 M	8.2 J	8.4 M	U	U	U	3.0 F
heptachlor	200	300[7]	-[8]	14 J	U	U	U	U	U	U	U	U	29 J
heptachlor epoxide	200	300[7]	-[8]	U	U	U	U	U	U	U	U	U	4.9 M
methoxychlor	-	-	-[8]	U	U	25 M	14 F	12 F	32 M	10 F	U	U	U
toxaphene	-	5,000	-[8]	U	U	U	U	U	U	U	U	U	U
Other measurements													
% Lipid				1.40	0.803	1.47	0.693	1.12	1.22	0.809	1.26	0.674	0.213

2010
SMC-1 Fish Tissue Analytical Results

Fish Sample ID	NYSDEC Pisc. Wildlife Criteria	NYSDOH Fish Advisory Guideline	1993/4 RI Results (LAW, Dec 1996).	Sample 1	Sample 2	Sample 3	Sample 4	Sample 5
Sample ID				SMCFS0101CA	SMCFS0102CA	SMCFS0103CA	SMCFS0104CA	SMCFS0105CA
Sample description *				2 CC	15 CC	14 CC	17 WS	38 BD
Date of Collection				11/2/2010	11/2/2010	11/2/2010	11/2/2010	11/2/2010
PCBs (µg/Kg)								
aroclor 1016	- [1]	- [2]	-	U	U	U	U	U
aroclor 1221	- [1]	- [2]	-	U	U	U	U	U
aroclor 1232	- [1]	- [2]	-	U	U	U	U	U
aroclor 1242	- [1]	- [2]	-	U	U	U	U	U
aroclor 1248	- [1]	- [2]	-	U	U	U	U	U
aroclor 1254	- [1]	- [2]	-	U	U	U	U	21
aroclor 1260	- [1]	- [2]	-	U	U	U	U	U
Sum of all PCB congeners	110	2,000	128 - 13,500	0	0	0	0	21
Other measurements								
% Lipid				1.6	2.6	2.2	2.6	3.3

For Notes, refer to page directly following Table 4-11.

2010
SMC-4 Fish Tissue Analytical Results

Fish Sample ID	NYSDEC Pisc. Wildlife Criteria	NYSDOH Fish Advisory Guideline	1993/4 RI Results (LAW, Dec 1996).	Sample 1	Sample 2	Sample 3	Sample 4	Sample 5	Sample 6	Sample 7	Sample 8	Sample 9	Sample 10
Sample ID				SMCFS0401CA	SMCFS0402CA	SMCFS0403CA	SMCFS0404CA	SMCFS0405CA	SMCFS0406CA	SMCFS0407CA	SMCFS0408CA	SMCFS0409CA	SMCFS0410CA
Sample description *				1 BT	1 BT	1 BT	1 WS	1 WS	3 CC	2 CC	3 CC	3 CC	6 BB
Date of Collection				11/3/2010	11/3/2010	11/3/2010	11/3/2010	11/3/2010	11/3/2010	11/3/2010	11/3/2010	11/3/2010	11/3/2010
PCBs (µg/Kg)													
aroclor 1016	- [1]	- [2]	-	U	U	U	U	U	U	U	U	U	U
aroclor 1221	- [1]	- [2]	-	U	U	U	U	U	U	U	U	U	U
aroclor 1232	- [1]	- [2]	-	U	U	U	U	U	U	U	U	U	U
aroclor 1242	- [1]	- [2]	-	U	U	U	U	U	U	U	U	U	U
aroclor 1248	- [1]	- [2]	-	U	U	U	U	U	U	U	U	U	U
aroclor 1254	- [1]	- [2]	-	220	280	130	200	40	67	160	170	160	130
aroclor 1260	- [1]	- [2]	-	110	160	97	100	16	30	100	160	130	78
Sum of all PCB congeners	110	2,000	128 - 13,500	330	440	227	300	56	107	260	330	290	208
Other measurements													
% Lipid				2.1	1.8	1.3	0.91	0.85	0.69	2.2	0.61	0.83	2.1

For Notes, refer to page directly following Table 4-11.

2010
SMC-5 Fish Tissue Analytical Results

Fish Sample ID	NYSDEC Pisc. Wildlife Criteria	NYSDOH Fish Advisory Guideline	1993/4 RI Results (LAW, Dec 1996).	Sample 1	Sample 2	Sample 3	Sample 4	Sample 5	Sample 6	Sample 7	Sample 8	Sample 9	Sample 10
Sample ID				**SMCFS0501CA**	**SMCFS0502CA**	**SMCFS0503CA**	**SMCFS0504CA**	**SMCFS0505CA**	**SMCFS0506CA**	**SMCFS0507CA**	**SMCFS0508CA**	**SMCFS0509CA**	**SMCFS0510CA**
Sample description *				**1 BT**	**1 BT**	**1 BT**	**1 BT**	**1 BT**	**1 WS**	**1 WS**	**1 WS**	**1 WS**	**1 WS**
Date of Collection				**11/2/2010**	**11/2/2010**	**11/2/2010**	**11/2/2010**	**11/2/2010**	**11/2/2010**	**11/2/2010**	**11/2/2010**	**11/2/2010**	**11/2/2010**
PCBs (µg/Kg)													
aroclor 1016	- [1]	- [2]	-	U	U	U	U	U	U	U	U	U	U
aroclor 1221	- [1]	- [2]	-	U	U	U	U	U	U	U	U	U	U
aroclor 1232	- [1]	- [2]	-	U	U	U	U	U	U	U	U	U	U
aroclor 1242	- [1]	- [2]	-	U	U	U	U	U	U	U	U	U	U
aroclor 1248	- [1]	- [2]	-	U	U	U	U	U	U	U	U	U	U
aroclor 1254	- [1]	- [2]	-	440	370	420	230	170	120	230	300	200	210
aroclor 1260	- [1]	- [2]	-	250	410	270	190	150	53	94	140	130	140
Sum of all PCB congeners	110	2,000	128 - 13,500	690	780	690	420	320	173	324	440	330	350
Other measurements													
% Lipid				2.0	1.2	2.6	2.0	1.7	1.0	3.5	2.7	0.7	0.73

For Notes, refer to page directly following Table 4-11.

Fish Tissue:

F - The analyte was positively identified above the MDL, however, the concentration is below the RL.
J - The analyte was positively identified, but the quantitation is an estimation.
U - The analyte was analyzed for, but not detected. The associated numerical value is at or below the MDL.
UJ - The analyte was analyzed for, but not detected. The quantitation is an approximation.
UM – The analyte was analyzed for, but not detected. A matrix effect was present.
1 - The PCB piscivorous wildlife criterion of 110 ppb applies to the sum of all PCB congeners.
2 - The PCB fish advisory guideline of 2,000 ppb applies to the sum of all PCB congeners.
3 - The chlordane fish advisory guideline of 300 ppb applies to the sum of all chlordane compounds.
4 - The DDT fish advisory guideline of 5,000 ppb applies to the sum of all DDT, DDE, and DDD compounds.
5 - The aldrin fish advisory guideline of 300 ppb applies to the sum of all aldrin/dieldrin compounds.
6 - The endrin fish advisory guideline of 300 ppb applies to the sum of all endrin/ endrin aldehyde compounds.
7 - The heptachlor fish advisory guideline of 300 ppb applies to the sum of all heptachlor/ heptachlor epoxide compounds.
- - No piscivorous wildlife criterion or fish advisory guideline is available.
* OF is offal sample, WF is whole fish, HG is offal-and-head, CC is creek chub, and WS is white sucker.
- Indicates an exceedance of the NYSDOH Fish Advisory Guidelines and/or the NYSDEC Pisc. Wildlife Criteria.

Appendix C

Sample Location	NYS Surface Water Standards [1]	TMC-1					
Sample ID		RI Results (TMCSW-2)	TMCSW0101AA	TMCSW0101BB	TMCSW0101CA	TMCSW0101DA	TMCSW0101EA
Date of Collection [2]		5/94 - 11/94	10/11/2006	10/18/2007	10/27/2008	10/1/2009	10/29/2010
Sample Depth (ft bgs)		0-1					
SVOCs (µg/L)							
anthracene	3.8	0.005 J	U	U	U	U	U
benzo(a)anthracene	0.002	U	U	U	U	U	U
benzo(a)pyrene	0.002	U	U	U	U	U	U
benzo(b)fluoranthene	0.002	U	U	U	U	U	U
benzo(k)fluoranthene	0.002	U	U	U	U	U	U
benzo(g,h,i)perylene	-	U	U	U	U	U	U
benzoic acid	--	U	U	U	U	U	U
benzyl alcohol	--	U	U	U	U	U	U
bis(2-ethylhexyl) phthalate	0.6	U	U	0.510 F	0.804 F	0.465 F	16.1 B
benzyl butyl phthalate	-	U	U	U	U	U	U
chrysene	0.002	U	U	U	U	U	U
di-n-butyl phthalate	50	U	1.88 F	U	U	U	45.1 B
diethyl phthalate	--	U	U	U	U	U	1.58 F
dimethyl phthalate	--	0.047 J	U	U	U	U	U
fluoranthene	50	U	U	U	U	U	U
fluorene	0.54	U	U	U	U	U	U
indeno(1,2,3-c,d)pyrene	--	U	U	U	U	U	U
phenanthrene	5.0	0.11 J	U	U	U	U	U
phenol	1.0	U	U	U	U	U	U
pyrene	4.6	0.014 J	U	U	U	U	U
PCBs (µg/L)							
Aroclor 1260	0.09	NA	U	U	U	U	U
Pesticides (µg/L)							
gamma BHC (lindane)	0.05	U	U	U	U	U	U
alpha-chlordane	0.05	U	U	U	U	U	U
gamma-chlordane	0.05	U	U	U	U	U	U
p,p'-DDD	0.3	U	U	U	U	U	U
p,p'-DDE	0.2	U	U	U	U	U	U
p,p'-DDT	0.2	U	U	U	U	U	U
dieldrin	0.004	U	U	U	U	U	U
endrin aldehyde	5*	U	U	U	U	U	U
heptachlor	0.04	U	U	U	U	U	U

Sample Location	NYS Surface Water Standards [1]	TMC-2					
Sample ID		RI Results (TMCSW-8)	TMCSW0201AA	TMCSW0201BB	TMCSW0201CA	TMCSW0201DA	TMCSW0201EA
Date of Collection [2]		5/94 - 11/94	10/11/2006	10/18/2007	10/27/2008	10/1/2009	10/;29/2010
Sample Depth (ft bgs)		0-1					
SVOCs (µg/L)							
anthracene	3.8	U	U	U	U	U	U
benzo(a)anthracene	0.002	U	U	U	U	U	U
benzo(a)pyrene	0.002	U	U	U	U	U	U
benzo(b)fluoranthene	0.002	U	U	U	U	U	U
benzo(k)fluoranthene	0.002	U	U	U	U	U	U
benzo(g,h,i)perylene	-	U	U	U	U	U	U
benzoic acid	--	U	U	U	U	U	U
benzyl alcohol	--	U	U	U	U	U	U
bis(2-ethylhexyl) phthalate	0.6	R	U	0.980 F	U	U	3.89 FB
benzyl butyl phthalate	-	R	U	U	U	U	U
chrysene	0.002	U	U	U	U	U	U
di-n-butyl phthalate	50	U	U	U	U	U	8.14 FB
diethyl phthalate	--	U	U	U	U	U	U
dimethyl phthalate	--	R	U	U	U	U	U
fluoranthene	50	U	U	U	U	U	U
fluorene	0.54	R	U	U	U	U	U
indeno(1,2,3-c,d)pyrene	--	U	U	U	U	U	U
phenanthrene	5.0	R	U	U	U	U	U
phenol	1.0	U	U	U	U	U	U
pyrene	4.6	R	U	U	U	U	U
PCBs (µg/L)							
Aroclor 1260	0.09	NA	U	U	U	U	U
Pesticides (µg/L)							
gamma BHC (lindane)	0.05	U	U	U	U	U	U
alpha-chlordane	0.05	U	U	U	U	U	U
gamma-chlordane	0.05	U	U	U	U	U	U
p,p'-DDD	0.3	U	U	U	U	U	U
p,p'-DDE	0.2	U	U	U	U	U	U
p,p'-DDT	0.2	U	U	U	U	U	U
dieldrin	0.004	U	U	U	U	U	U
endrin aldehyde	5*	U	U	U	U	U	U
heptachlor	0.04	U	U	U	U	U	U

Sample Location	NYS Surface Water Standards [1]	TMC-3					
Sample ID		RI Results (TMCSW-10)	TMCSW0301AA	TMCSW0301BB	TMCSW0301CA	TMCSW0301DA	TMCSW0301EA
Date of Collection [2]		5/94 - 11/94	10/11/2006	10/18/2007	10/27/2008	10/1/2009	10/29/2010
Sample Depth (ft bgs)		0-1					
SVOCs (µg/L)							
anthracene	3.8	U	U	U	U	U	U
benzo(a)anthracene	0.002	U	U	U	U	U	U
benzo(a)pyrene	0.002	U	U	U	U	U	U
benzo(b)fluoranthene	0.002	U	U	U	U	U	U
benzo(k)fluoranthene	0.002	U	U	U	U	U	U
benzo(g,h,i)perylene	-	U	U	U	U	U	U
benzoic acid	--	U	U	U	U	U	U
benzyl alcohol	--	U	U	U	U	U	U
bis(2-ethylhexyl) phthalate	0.6	R	U	0.660 F	U	0.903 F	23.8 B
benzyl butyl phthalate	-	R	U	U	U	U	0.394 F
chrysene	0.002	U	U	U	U	U	U
di-n-butyl phthalate	50	R	U	U	U	U	72.7 B
diethyl phthalate	--	R	U	U	U	U	2.36 F
dimethyl phthalate	--	U	U	U	U	U	U
fluoranthene	50	U	U	U	U	U	U
fluorene	0.54	U	U	U	U	U	U
indeno(1,2,3-c,d)pyrene	--	U	U	U	U	U	U
phenanthrene	5.0	R	U	U	U	U	U
phenol	1.0	U	U	U	U	U	U
pyrene	4.6	U	U	U	U	U	U
PCBs (µg/L)							
Aroclor 1260	0.09	NA	U	U	U	U	U
Pesticides (µg/L)							
gamma BHC (lindane)	0.05	U	U	U	U	U	U
alpha-chlordane	0.05	U	U	U	U	U	U
gamma-chlordane	0.05	U	U	U	U	U	U
p,p'-DDD	0.3	U	U	U	U	U	U
p,p'-DDE	0.2	U	U	U	U	U	U
p,p'-DDT	0.2	U	U	U	U	U	U
dieldrin	0.004	U	U	U	U	U	U
endrin aldehyde	5*	U	U	U	U	U	U
heptachlor	0.04	U	U	U	U	U	U

Sample Location	NYS Surface Water Standards [1]	TMC-4				
Sample ID		TMCSW0401AA	TMCSW0401BB	TMCSW0401CA	TMCSW0401DA	TMCSW0401EA
Date of Collection [2]		10/9/2006	10/18/2007	10/27/2008	10/1/2009	10/29/2010
Sample Depth (ft bgs)		0-1				
SVOCs (µg/L)						
anthracene	3.8	U	U	U	U	U
benzo(a)anthracene	0.002	U	U	U	U	U
benzo(a)pyrene	0.002	U	U	U	U	U
benzo(b)fluoranthene	0.002	U	U	U	U	U
benzo(k)fluoranthene	0.002	U	U	U	U	U
benzo(g,h,i)perylene	-	U	U	U	U	U
benzoic acid	--	U	U	U	U	U
benzyl alcohol	--	U	U	U	U	U
bis(2-ethylhexyl) phthalate	0.6	U	0.598 F	U	2.17 F	32.9 B
benzyl butyl phthalate	-	U	U	U	U	U
chrysene	0.002	U	U	U	U	U
di-n-butyl phthalate	50	U	U	U	U	97.9 B
diethyl phthalate	--	U	U	U	U	2.74 F
dimethyl phthalate	--	U	U	U	U	U
fluoranthene	50	U	U	U	U	U
fluorene	0.54	U	U	U	U	U
indeno(1,2,3-c,d)pyrene	--	U	U	U	U	U
phenanthrene	5.0	U	U	U	U	U
phenol	1.0	U	U	U	U	U
pyrene	4.6	U	U	U	U	U
PCBs (µg/L)						
Aroclor 1260	0.09	U	U	U	U	U
Pesticides (µg/L)						
gamma BHC (lindane)	0.05	U	U	U	U	U
alpha-chlordane	0.05	U	U	U	U	U
gamma-chlordane	0.05	U	U	U	U	U
p,p'-DDD	0.3	U	U	U	U	U
p,p'-DDE	0.2	U	U	U	U	U
p,p'-DDT	0.2	U	U	U	U	U
dieldrin	0.004	U	U	U	U	U
endrin aldehyde	5*	U	U	U	U	U
heptachlor	0.04	U	U	U	U	U

Sample Location	NYS Surface Water Standards [1]	TMC-5				
Sample ID		TMCSW0501AA	TMCSW0501BB	TMCSW0501CA	TMCSW0501DA	TMCSW0501EA
Date of Collection [2]		10/9/2006	10/18/2007	10/27/2008	10/1/2009	10/29/2010
Sample Depth (ft bgs)		0-1				
SVOCs (µg/L)						
anthracene	3.8	U	U	U	U	UJ
benzo(a)anthracene	0.002	U	U	U	U	UJ
benzo(a)pyrene	0.002	U	U	U	U	UJ
benzo(b)fluoranthene	0.002	U	U	U	U	UJ
benzo(k)fluoranthene	0.002	U	U	U	U	UJ
benzo(g,h,i)perylene	-	U	U	U	U	UJ
benzoic acid	--	U	U	U	U	U
benzyl alcohol	--	U	U	U	U	U
bis(2-ethylhexyl) phthalate	0.6	U	0.680 F	U	0.455 F	27.0 B
benzyl butyl phthalate	-	U	U	U	U	U
chrysene	0.002	U	U	U	U	UJ
di-n-butyl phthalate	50	2.75 F	U	U	U	78.1 B
diethyl phthalate	--	U	U	U	U	2.20 F
dimethyl phthalate	--	U	U	U	U	U
fluoranthene	50	U	U	U	U	UJ
fluorene	0.54	U	U	U	U	UJ
indeno(1,2,3-c,d)pyrene	--	U	U	U	U	UJ
phenanthrene	5.0	U	U	U	U	UJ
phenol	1.0	U	U	U	U	U
pyrene	4.6	U	U	U	U	UJ
PCBs (µg/L)						
Aroclor 1260	0.09	U	0.0170 F	U	U	U
Pesticides (µg/L)						
gamma BHC (lindane)	0.05	U	U	U	U	U
alpha-chlordane	0.05	U	U	U	U	U
gamma-chlordane	0.05	U	U	U	U	U
p,p'-DDD	0.3	U	U	U	U	U
p,p'-DDE	0.2	U	U	U	U	U
p,p'-DDT	0.2	U	U	U	U	U
dieldrin	0.004	U	U	U	U	U
endrin aldehyde	5*	U	U	U	U	U
heptachlor	0.04	U	U	U	U	U

Sample Location	NYS Surface Water Standards [1]	TMC-6					
Sample ID		RI Results (TMCSW-4)	TMCSW0601AA	TMCSW0601BB	TMCSW0601CA	TMCSW0601DA	TMCSW0601EA
Date of Collection [2]		5/94 - 11/94	10/9/2006	10/18/2007	10/27/2008	10/1/2009	10/29/2010
Sample Depth (ft bgs)		0-1					
SVOCs (µg/L)							
anthracene	3.8	U	U	U	U	U	U
benzo(a)anthracene	0.002	U	U	U	U	U	0.614 F
benzo(a)pyrene	0.002	U	U	U	U	U	0.634 F
benzo(b)fluoranthene	0.002	U	U	U	U	U	0.446 F
benzo(k)fluoranthene	0.002	U	U	U	U	U	U
benzo(g,h,i)perylene	-	U	U	U	U	U	0.475 F
benzoic acid	--	U	U	UJ	U	U	U
benzyl alcohol	--	U	U	UJ	U	U	U
bis(2-ethylhexyl) phthalate	0.6	U	U	4.06 F	1.04 F	0.527 F	31.8 B
benzyl butyl phthalate	-	U	U	UJ	U	U	U
chrysene	0.002	U	U	U	U	U	0.752 F
di-n-butyl phthalate	50	U	U	UJ	U	U	91.2 B
diethyl phthalate	--	U	U	UJ	U	U	2.75 F
dimethyl phthalate	--	U	U	UJ	U	U	U
fluoranthene	50	U	U	U	U	U	1.10 F
fluorene	0.54	U	U	U	U	U	U
indeno(1,2,3-c,d)pyrene	--	U	U	U	U	U	U
phenanthrene	5.0	0.12 J	U	U	U	U	0.673 F
phenol	1.0	U	U	U	U	U	U
pyrene	4.6	0.031 J	U	U	U	U	1.03 F
PCBs (µg/L)							
Aroclor 1260	0.09	NA	U	U	U	U	U
Pesticides (µg/L)							
gamma BHC (lindane)	0.05	U	U	U	U	U	U
alpha-chlordane	0.05	U	U	U	U	U	U
gamma-chlordane	0.05	U	U	U	U	U	U
p,p'-DDD	0.3	U	U	U	U	U	U
p,p'-DDE	0.2	U	U	U	U	U	0.019 F
p,p'-DDT	0.2	0.094	U	U	U	U	0.50 F
dieldrin	0.004	U	U	U	U	U	U
endrin aldehyde	5*	U	U	U	U	U	U
heptachlor	0.04	U	U	U	U	U	U

Sample Location	NYS Surface Water Standards [1]	TMC-7				
Sample ID		TMCSW0701AA	TMCSW0701BB	TMCSW0701CA	TMCSW0701DA	
Date of Collection [2]		10/9/2006	10/18/2007	10/27/2008	10/1/2009	10/29/2010
Sample Depth (ft bgs)		0-1				
SVOCs (µg/L)						
anthracene	3.8	U	UJ	U	0.473 F	NS
benzo(a)anthracene	0.002	U	0.570 F	0.621 F	2.64 F	NS
benzo(a)pyrene	0.002	U	UJ	U	2.48 F	NS
benzo(b)fluoranthene	0.002	U	UJ	0.558 F	5.79 F	NS
benzo(k)fluoranthene	0.002	U	UJ	U	1.54 F	NS
benzo(g,h,i)perylene	-	U	UJ	U	0.879 F	NS
benzoic acid	--	11.2 F	U	U	U	NS
benzyl alcohol	--	0.681 F	0.634 F	U	1.79 F	NS
bis(2-ethylhexyl) phthalate	0.6	U	1.12 F	0.716 F	1.37 F	NS
benzyl butyl phthalate	-	U	U	U	0.473 F	NS
chrysene	0.002	U	UJ	U	2.74 F	NS
di-n-butyl phthalate	50	1.72 F	U	U	U	NS
diethyl phthalate	--	U	U	U	U	NS
dimethyl phthalate	--	U	U	U	U	NS
fluoranthene	50	U	0.871 F	0.789 F	4.56 F	NS
fluorene	0.54	U	UJ	U	U	NS
indeno(1,2,3-c,d)pyrene	--	U	UJ	U	0.571 F	NS
phenanthrene	5.0	U	UJ	U	2.43 F	NS
phenol	1.0	0.606 F	U	U	U	NS
pyrene	4.6	U	0.925 F	0.705 F	4.77 F	NS
PCBs (µg/L)						
Aroclor 1260	0.09	U	0.227 F	1.2	0.205 F	NS
Pesticides (µg/L)						
gamma BHC (lindane)	0.05	U	U	U	U	NS
alpha-chlordane	0.05	U	U	U	U	NS
gamma-chlordane	0.05	U	U	U	U	NS
p,p'-DDD	0.3	U	U	U	U	NS
p,p'-DDE	0.2	U	U	U	U	NS
p,p'-DDT	0.2	U	U	U	U	NS
dieldrin	0.004	U	0.029 F	0.042 F	U	Ns
endrin aldehyde	5*	U	U	U	U	NS
heptachlor	0.04	U	U	U	U	NS

Table 4-1
Three Mile Creek Surface Water Sampling Results

Sample Location	NYS Surface Water Standards [1]	TMC-8				
Sample ID		TMCSW0801AA	TMCSW0801BB	TMCSW0801CA	TMCSW0801DA	
Date of Collection [2]		10/9/2006	10/18/2007	10/27/2008	10/1/2009	
Sample Depth (ft bgs)		0-1				
VOCs (µg/L)						
1,1,1-trichloroethane	5	U	U	U	U	
1,2-dichlorobenzene	3	U	U	U	U	
1,3-dichlorobenzene	20	U	U	U	U	
1,4-dichlorobenzene	3	U	U	U	U	
acetone	50	2.24 F	3.17 F	5.09 F	3.21 F	
benzene	1	U	U	U	U	
chlorobenzene	5	U	U	U	U	
chloroform	7	U	U	U	U	
cis-1,2-dichloroethylene	--	U	U	U	U	
p-isopropyltoluene	--	0.880 F	0.400 F	U	U	
trichloroethylene (TCE)	5	U	U	U	U	
tetrachloroethylene (PCE)	5	U	U	U	U	
toluene	5	U	U	0.16 F	U	
SVOCs (µg/L)						
anthracene	3.8	U	U	U	U	
benzo(a)anthracene	0.002	U	U	U	U	
benzo(a)pyrene	0.002	U	U	U	U	
benzo(b)fluoranthene	0.002	U	U	U	U	
benzo(k)fluoranthene	0.002	U	U	U	U	
benzo(g,h,i)perylene	-	U	U	U	U	
benzoic acid	--	U	U	U	U	
benzyl alcohol	--	1.34 F	U	8.75 F	U	
bis(2-ethylhexyl) phthalate	0.6	U	1.04 F	1.01 F	0.536 F	
benzyl butyl phthalate	-	U	U	U	U	
chrysene	0.002	U	U	U	U	
di-n-butyl phthalate	50	U	U	U	U	
diethyl phthalate	--	U	U	U	U	
dimethyl phthalate	--	U	U	U	U	
fluoranthene	50	U	U	U	U	
fluorene	0.54	U	U	U	U	
indeno(1,2,3-c,d)pyrene	--	U	U	U	U	
phenanthrene	5.0	U	U	U	U	
phenol	1.0	U	U	0.611 F	U	
pyrene	4.6	U	U	U	U	
Metals (µg/L)						
aluminum	2,000	11,100	4,900	420	490	
antimony	3	U	2.1 F	U	U	
arsenic	50	27.5 F	U	U	U	
barium	1,000	103	53	8.9 F	22 F	
beryllium	3	0.600 F	0.18 F	U	U	
boron - total	1,000	19.1 B	U	U	U	
cadmium	5	1.68 F	0.42 F	U	U	
calcium	--	20,200	18,000	6,500	14,000	
chromium	-[4]	15.4	4.8 F	U	U	
cobalt	--	7.40 F	U	U	U	
copper	-[5]	31.4	19	5.9 F	10	
iron	300	12,100	4,900	500	640	
lead	-[6]	18.2 F	12 F	U	U	
magnesium	35,000	6,180	3,500	1,800	2,000	
manganese	300	342	150	250	29	
mercury	0.7	0.097 F	0.069 F	U	U	
molybdenum	--	U	3.8 F	U	U	
nickel	-[7]	13.0 F	6.4 F	U	U	
potassium	--	15,300	7,700	5,300	4,900	
sodium	20,000	459 F	710 F	600 F	440 F	
strontium	--	U	U	U	U	
thallium	8	6.28 F	U	U	U	
vanadium	14	21.6	120	2.9 F	3.2 F	
zinc	-[8]	93.7	99 B	75	16 F	
PCBs (µg/L)						
Aroclor 1260	0.09	UJ	UM	U	U	
Pesticides (µg/L)						
gamma BHC (lindane)	0.05	0.0092 F	UM	U	U	
alpha-chlordane	0.05	0.078 F	UM	U	U	
gamma-chlordane	0.05	0.062 F	UM	U	U	
p,p'-DDD	0.3	U	UM	0.018 F	U	
p,p'-DDE	0.2	0.034 F	UM	U	U	
p,p'-DDT	0.2	0.0092 F	UM	U	U	
dieldrin	0.004	0.020 F	UM	U	U	
endrin aldehyde	5*	0.014 F	UM	U	U	
heptachlor	0.04	0.029 F	UM	U	U	

Table 2-1
Three Mile Creek Sediment Sampling Results

Sample Location	Most Stringent Ecological Screening Value	TMC-1							
Sample ID		RI Results (TMCSD-2)	TMCSD0101AA	TMCSD0101BB	TMCSD0101CA	TMCSD0101DA	TMCSD0101EA	TMCSD0101FA	
Date of Collection		5/17/1994	10/11/2006	10/18/2007	10/27/2008	10/1/2009	10/29/2010	9/6/2011	
Sample Depth (ft TOIC)		0-0.5							
SVOCs (µg/Kg)									
1,2-dichlorobenzene	7900	U	U	U	30 F	280 F	U	U	
1,2,4-trichlorobenzene	3400	U	U	U	U	U	U	U	
1,3-dichlorobenzene	1600	U	U	U	U	U	U	U	
1,4-dichlorobenzene	8500	U	U	U	U	78 F	U	U	
2-methylnaphthalene	65	5,100 J	25 F	U	U	33 F	30 F	U	
4-chlorophenyl phenyl ether	--	U	U	U	U	U	U	U	
4-nitroaniline	500*	U	U	U	U	U	U	U	
acenaphthene	16	U	33 F	U	U	160 F	220 F	62 J	
acenaphthylene	--	11,000 J	U	U	22 F	U	U	U	
anthracene	85	19,000	75 F	U	58 F	540 F	86 F	170 J	
benzo(a)anthracene	261	51,000	190 F	U	160 F	1,700 J	290 F	460 J	
benzo(a)pyrene	370	35,000	170 F	U	130 F	1,500 M	250 F	370 J	
benzo(b)fluoranthene	--	41,000	250 F	U	190 F	2,300 M	470 F	670 J	
benzo(k)fluoranthene	240	28,000	95 F	U	83 F	970 M	150 F	U	
benzo(g,h,i)perylene	170	19,000	60 F	U	47 F	320 F	88 F	210 J	
benzyl alcohol	--	U	U	U	U	U	U	U	
benzoic acid	--	U	U	U	U	U	U	U	
bis(2-ethylhexyl) phthalate	10453.8	900 J	30 F	29 F	45 F	110 F	120 F	U	
benzyl butyl phthalate	50000	U	U	U	U	47 F	39	U	
chrysene	340	43,000	190 F	U	130 F	1,700 J	310 F	410 J	
di-n-butyl phthalate	--	U	U	U	U	U	U	U	
di-n-octyl phthalate	50000	U	U	U	U	U	U	U	
dibenz(a,h)anthracene	60	8,700 J	22 F	U	U	120 F	U	U	
dibenzofuran	2000	10,000 J	31 F	U	U	U	52 F	U	
diethyl phthalate	7100	U	U	41 F	U	U	U	U	
fluoranthene	600	84,000	370 F	U	320 F	3,200 J	650 F	930 J	
fluorene	35	12,000 J	45 F	U	24 F	210 F	55 F	U	
indeno(1,2,3-c,d)pyrene	200	22,000	50 F	U	34 F	140 F	18 F	190 J	
naphthalene	160	15,000 J	47 F	U	20 F	U	58 F	U	
nitrobenzene	200*	U	U	U	U	U	U	U	
phenol	26.2	U	U	U	U	U	U	U	
phenanthrene	240	91,000	330 F	U	250 F	2,400 J	510 F	700 J	
pyrene	490	89,000	340 F	U	260 F	3,900 J	580 F	740 J	

Table 2-1
Three Mile Creek Sediment Sampling Results

Sample Location	Most Stringent Ecological Screening Value	TMC-1							
Sample ID		RI Results (TMCSD-2)	TMCSD0101AA	TMCSD0101BB	TMCSD0101CA	TMCSD0101DA	TMCSD0101EA	TMCSD0101FA	
Date of Collection		5/17/1994	10/11/2006	10/18/2007	10/27/2008	10/1/2009	10/29/2010	9/6/2011	
Sample Depth (ft TOIC)		0-0.5							
Metals (mg/Kg)									
aluminum	--	1,930	3,900	4,100	3,600	3,000	2,800 J	NS	
antimony	2	U	U	U	0.23 F	U	U	NS	
arsenic	6	5 J	2.9 F	3.0 F	2 F	1.9 F	3.3 F	NS	
barium	--	23.8	15.0	17.0	14.0	11.0	11.0	NS	
berylium	--	U	0.18 F	0.18 F	0.17 F	0.13 F	0.12 F	NS	
cadmium	0.6	1.7	0.44 F	U	0.44 F	U	U	0.18 J	
calcium	--	20,100	5,600	720	5,600	8,800	6,700	NS	
chromium	26	21.2	5.6	4.9	5.3	3.9	5.9	NS	
cobalt	--	2.7	3.2	3.1	2.7	1.9	2.3	NS	
copper	16	52.5	42	10	10	9.4	8.6	NS	
iron	20,000	11,400	9,600	9,100	8,600	7,200	6,500	NS	
lead	31	94.6 J	7.1	1.9 F	5.7	4.3	12	NS	
magnesium	--	1,970	2,200	1,700	2,100	2,100	1,800	NS	
manganese	460	77.9	170	160	130	100	120	NS	
molybdenum	--	9.1	0.33 F	U	U	U	U	NS	
nickel	16	33.9	7.5	7.1	6.9	5.8	5.5	NS	
potassium	--	233	500	520	58	440	450	NS	
selenium	--	U	U	0.61 F	0.39 F	U	U	NS	
silver	1	U	U	U	U	U	U	NS	
sodium	--	206	67 F	44 F	51 F	74 F	74	NS	
thallium	--	U	U		U	U	U	NS	
vanadium	--	97.0	9.3	6.9	8.1	6.7	5.9	NS	
zinc	120	153 J	23	18	20	23	26	NS	
mercury	0.15	U	0.0249 F	0.006 F	0.056 F	0.015 F	0.0095 F	0.078 J	
PCBs (µg/Kg)									
Aroclor 1248	11.1	U	U	U	U	U	U	U	
Aroclor 1254	11.10 [3]	R	U	U	U	U	U	U	
Aroclor 1260	5	R	66.5	U	51.2	146	144	48 J	
Pesticides (µg/Kg)									
alpha BHC	0.01	R	U	U	U	U	U	U	
beta BHC	0.04	R	U	U	U	U	U	U	
delta BHC	0.04	R	U	U	U	U	U	U	
gamma BHC (Lindane)	0.05	R	U	U	U	U	U	U	
alpha-Chlordane	0.05	R	U	U	U	U	U	U	
gamma-Chlordane	0.05	R	0.66 F	U	U	U	U	U	
p,p'-DDD	2	R	5.8 F	U	U	U	U	U	
p,p'-DDE	2	R	0.53 F	U	U	U	U	U	
p,p'-DDT	1	R	25 F	UM	13 J	U	U	9.1 J	
aldrin	--	R	13 F	U	U	U	U	U	
dieldrin	0.02	R	U	0.56 F	8.6 J	U	U	U	
endosulfan I	--	R	U	U	U	U	U	U	
endosulfan II	--	R	12 F	0.40 F	U	U	U	0.68 J	
endosulfan sulfate	--	R	U	U	U	U	U	U	
endrin	3	R	4 F	U	U	U	U	U	
endrin aldehyde	5*	R	8.8 F	U	U	U	U	U	
heptachlor	0.04	R	U	U	U	U	U	U	
heptachlor epoxide	0.03	R	0.79 J	U	U	U	U	U	
methoxychlor	31.44	R	2.9 F	U	U	U	U	U	

Table 2-1
Three Mile Creek Sediment Sampling Results

Sample Location	Most Stringent Ecological Screening Value	TMC-2							
Sample ID		RI Results (TMCSD-8)	TMCSD0201AA	TMCSD0201BB	TMCSD0201CA	TMCSD0201DA	TMCSD0201EA	TMCSD0201FA	
Date of Collection		5/16/1994	10/11/2006	10/18/2007	10/27/2008	10/1/2009	10/29/2010	9/6/2011	
Sample Depth (ft TOIC)		0-0.5							
SVOCs (µg/Kg)									
1,2-dichlorobenzene	7900	220 J	U	U	U	140 F	55 F	U	
1,2,4-trichlorobenzene	3400	U	U	U	U	U	U	U	
1,3-dichlorobenzene	1600	U	U	U	U	U	U	U	
1,4-dichlorobenzene	8500	200 J	U	U	U	62 F	29 F	U	
2-methylnaphthalene	65	360 J	U	U	U	24 F	U	U	
4-chlorophenyl phenyl ether	--	U	U	U	U	U	U	U	
4-nitroaniline	500*	U	U	U	U	U	U	U	
acenaphthene	16	810 J	U	U	U	27 F	U	U	
acenaphthylene	--	230 J	U	U	U	30 F	U	U	
anthracene	85	1,600	30 F	U	U	68 F	25 F	U	
benzo(a)anthracene	261	6,300	84 F	U	20 F	340 F	130 F	45 J	
benzo(a)pyrene	370	4,600	75 F	U	U	370 F	140 F	43 J	
benzo(b)fluoranthene	--	5,400	100 F	U	19 F	790 F	240 F	86 J	
benzo(k)fluoranthene	240	4,700	37 F	U	U	210 F	80 F	U	
benzo(g,h,i)perylene	170	1,700	24 F	U	U	110 F	59 F	31 J	
benzyl alcohol	--	U	U	U	U	U	U	U	
benzoic acid	--	U	U	U	U	U	U	U	
bis(2-ethylhexyl) phthalate	10453.8	1000 J	26 F	47 F	30 F	49 F	63 F	130 J	
benzyl butyl phthalate	50000	U	U	U	U	U	U	U	
chrysene	340	5,300	81 F	U	U	430 F	150 F	58 J	
di-n-butyl phthalate	--	U	U	U	U	U	U	U	
di-n-octyl phthalate	50000	U	U	U	U	U	50 F	U	
dibenz(a,h)anthracene	60	970 J	U	U	U	UM	U	U	
dibenzofuran	2000	660 J	U	U	U	U	U	U	
diethyl phthalate	7100	U	U	40 F	U	U	U	U	
fluoranthene	600	11,000	150 F	U	32 F	690 F	260 F	91 J	
fluorene	35	1,000 J	U	U	U	36 F	U	U	
indeno(1,2,3-c,d)pyrene	200	2,300	U	U	U	U	U	28 J	
naphthalene	160	860 J	U	U	U	28 F	U	U	
nitrobenzene	200*	U	U	U	U	U	U	U	
phenol	26.2	U	U	U	U	U	U	23 J	
phenanthrene	240	8,500	110 F	U	18 F	380 F	140 F	48 J	
pyrene	490	10,000	130 F	U	26 F	800 F	260 F	23 J	

Table 2-1
Three Mile Creek Sediment Sampling Results

Sample Location	Most Stringent Ecological Screening Value	TMC-2							
Sample ID		**RI Results (TMCSD-8)**	**TMCSD0201AA**	**TMCSD0201BB**	**TMCSD0201CA**	**TMCSD0201DA**	**TMCSD0201EA**	**TMCSD0201FA**	
Date of Collection		**5/16/1994**	**10/11/2006**	**10/18/2007**	**10/27/2008**	**10/1/2009**	**10/29/2010**	**9/6/2011**	
Sample Depth (ft TOIC)		**0-0.5**							
Metals (mg/Kg)									
aluminum	--	54,330	2,700	2,900	3,100	3,600	1,900	NS	
antimony	2			U	U	U	0.38 F	NS	
arsenic	6	26.7	1.7 F	1.1 F	1.5 F	3.8 F	6.7	NS	
barium	--	95.7	11	14	9.5	17.0	21.0	NS	
berylium	--	U	0.12 F	0.12 F	0.14 F	0.20 F	0.28 F	NS	
cadmium	0.6	7.7	0.22 F	U	0.19 F	1.3	2.0	0.22 J	
calcium	--	14,600	2,700	4,000	860	2,200	2,900	NS	
chromium	26	65.8	4	4.0	4.0	5.2	6.6	NS	
cobalt	--	6.8	2.4	2.2	2.4	2.3	0.9	NS	
copper	16	67.6	6.8	7.3	7.1	11	15	NS	
iron	20,000	19,100	6,700	7,400	7,200	8,800	5,100	NS	
lead	31	206	2.5 F	1.9 F	1.8 F	12	28	NS	
magnesium	--	1,870	1,300	1,500	1,400	1,200	430	NS	
manganese	460	119	180	110	180	160	89	NS	
molybdenum	--	U	U	U	U	U	0.59 F	NS	
nickel	16	22.9	5.2	5.4	5.6	7.3	3.9	NS	
potassium	--	519	380	420	490	480	270	NS	
selenium	--	U	U	0.41 F	U	U	0.65 F	NS	
silver	1	6.8	U	U	U	U	0.26 F	NS	
sodium	--	448	41 F	31 F	16 F	30 F	50 F	NS	
thallium	--	U	U	U	0.77 F	U	U	NS	
vanadium	--	77.3	6.4	6.4	5.9	9.1	8.3	NS	
zinc	120	184	20	22	15	33	26	NS	
mercury	0.15	0.4	0.00613 F	U	0.0069 F	0.050 F	0.081	U	
PCBs (µg/Kg)									
Aroclor 1248	11.1	U	U	U	U	U	U	U	
Aroclor 1254	11.10 [3]	U	U	U	U	U	U	U	
Aroclor 1260	5	6,600	28.5 F	16.7	13.2 F	84.0	71.7	U	
Pesticides (µg/Kg)									
alpha BHC	0.01	U	U	U	U	U	U	U	
beta BHC	0.04	U	U	U	U	U	U	1.9 J	
delta BHC	0.04	U	U	U	U	U	U	U	
gamma BHC (Lindane)	0.05	U	U	U	U	U	U	U	
alpha-Chlordane	0.05	U	0.41 F	U	U	U	U	U	
gamma-Chlordane	0.05	U	0.41 F	U	U	U	U	U	
p,p'-DDD	2	U	2.8 F	2.9 F	U	U	U	U	
p,p'-DDE	2	U	U	U	U	U	U	U	
p,p'-DDT	1	U	2.6 F	UM	U	U	U	U	
aldrin	--	U	2.8 F	U	U	U	U	U	
dieldrin	0.02	U	U	2.5 F	1.4 F	U	U	0.32 J	
endosulfan I	--	U	U	U	U	U	U	U	
endosulfan II	--	U	2.2 F	U	U	U	U	U	
endosulfan sulfate	--	U	U	U	U	U	U	U	
endrin	3	U	U	1.1 F	U	U	U	U	
endrin aldehyde	5*	U	1.7 F	U	U	U	U	U	
heptachlor	0.04	U	U	U	U	U	U	U	
heptachlor epoxide	0.03	U	0.63 F	U	U	U	U	U	
methoxychlor	31.44	U	UJ	U	U	67 F	U	U	

Table 2-1
Three Mile Creek Sediment Sampling Results

Sample Location	Most Stringent Ecological Screening Value	TMC-3							
Sample ID		RI Results (TMCSD-10)	TMCSD0301AA	TMCSD0301BB	TMCSD0301CA	TMCSD0301DA	TMCSD0301EA	TMCSD0301FA	
Date of Collection		5/15/1994	10/11/2006	10/18/2007	10/27/2008	10/1/2009	10/29/2010	9/6/2011	
Sample Depth (ft TOIC)		0-0.5							
SVOCs (µg/Kg)									
1,2-dichlorobenzene	7900	97 J	U	U	U	U	U	U	
1,2,4-trichlorobenzene	3400	U	U	U	U	U	U	U	
1,3-dichlorobenzene	1600	U	U	U	U	U	U	U	
1,4-dichlorobenzene	8500	U	U	U	U	U	U	U	
2-methylnaphthalene	65	U	U	U	U	U	24 F	U	
4-chlorophenyl phenyl ether	--	U	U	U	U	U	U	U	
4-nitroaniline	500*	U	U	U	U	U	U	U	
acenaphthene	16	120 J	U	U	U	U	U	U	
acenaphthylene	--	82 J	U	U	U	U	U	U	
anthracene	85	340 J	U	U	U	38 F	33 F	U	
benzo(a)anthracene	261	1,700	U	51 F	U	120 F	160 F	36 J	
benzo(a)pyrene	370	1,200	U	53 F	U	100 F	160 FM	38 J	
benzo(b)fluoranthene	--	1,700	U	79 F	U	230 F	300 FM	76 J	
benzo(k)fluoranthene	240	920	U	31 F	U	75 F	93 FM	U	
benzo(g,h,i)perylene	170	370 J	U	23 F	U	UM	UM	31 J	
benzyl alcohol	--	U	U	U	U	U	U	14 J	
benzoic acid	--	U	U	U	U	U	U	U	
bis(2-ethylhexyl) phthalate	10453.8	U	U	77 F	100 F	70 F	260 F	U	
benzyl butyl phthalate	50000	U	U	U	U	U	51 F	U	
chrysene	340	1,500	U	60 F	U	110 F	170 F	45 J	
di-n-butyl phthalate	--	U	U	U	U	U	U	U	
di-n-octyl phthalate	50000	U	U	U	U	U	62 F	U	
dibenz(a,h)anthracene	60	U	U	U	U	UM	UM	U	
dibenzofuran	2000	U	U	U	U	U	U	U	
diethyl phthalate	7100	U	U	47 F	U	U	U	U	
fluoranthene	600	2,800	U	110 F	U	220 F	300 F	68 J	
fluorene	35	200 J	U	U	U	U	U	U	
indeno(1,2,3-c,d)pyrene	200	440 J	U	U	U	U	U	U	
naphthalene	160	87 J	U	U	U	U	U	U	
nitrobenzene	200*	U	U	U	U	U	U	U	
phenol	26.2	U	U	U	U	U	U	36 J	
phenanthrene	240	1,700	U	59 F	U	150 F	170 F	35 J	
pyrene	490	2,400	U	99 F	U	230 F	270 F	60 J	

Table 2-1
Three Mile Creek Sediment Sampling Results

Sample Location	Most Stringent Ecological Screening Value	TMC-3							
Sample ID		RI Results (TMCSD-10)	TMCSD0301AA	TMCSD0301BB	TMCSD0301CA	TMCSD0301DA	TMCSD0301EA	TMCSD0301FA	
Date of Collection		5/15/1994	10/11/2006	10/18/2007	10/27/2008	10/1/2009	10/29/2010	9/6/2011	
Sample Depth (ft TOIC)		0-0.5							
Metals (mg/Kg)									
aluminum	--	3,030	2,100	3,600	3,000	3,500	3,800	NS	
antimony	2	U	U	U	U	U	U	NS	
arsenic	6	6.20	1.4 F	2.0 F	1.4 F	2.4 F	3.50	NS	
barium	--	48.2	9.4	16	22	37	52	NS	
berylium	--	0.54	0.16 F	0.17 F	0.13 F	0.15 F	0.22 F	NS	
cadmium	0.6	1.6	0.23 F	0.30 F	0.15 F	0.21 F	0.57	0.10 J	
calcium	--	19400	2,200	4,400	900	5,300	9,200	NS	
chromium	26	25.2	3.7	5.3	3.7	4.5	6.6	NS	
cobalt	--	3.9	2.2	3.1	2.5	2.5	2.6	NS	
copper	16	11	3.8	10	7.1	10	17	NS	
iron	20,000	9,330	8,300	7,900	7,100	7,600	9,000	NS	
lead	31	36.5	1.8 F	5.5	1.6 F	5.4	12	NS	
magnesium	--	2,390	1,100	1,900	1,400	1,700	1,800	NS	
manganese	460	135	64	210	210	140	470	NS	
molybdenum	--	U	0.48 F	0.46 F	U	U	U	NS	
nickel	16	8.6	4.1	7.5	5.4	6.7	7.4	NS	
potassium	--	408	300	480	470	470	580	NS	
selenium	--	U	U	0.40 F	U	U	.50 F	NS	
silver	1	1.8	U	U	U	U	U	NS	
sodium	--	260	24 F	42 F	18 F	34 F	66 F	NS	
thallium	--	U	U	U	U	U	U	NS	
vanadium	--	14.3	9.1	9.2	5.4	7.6	12	NS	
zinc	120	63.6	12	30	15	28	63	NS	
mercury	0.15	U	0.00677 F	0.012 F	0.0044 F	0.014 F	0.034 F	0.013 J	
PCBs (µg/Kg)									
Aroclor 1248	11.1	U	U	U	U	U	U	U	
Aroclor 1254	11.10 [3]	U	U	U	U	U	U	U	
Aroclor 1260	5	3400	U	38.1	3.76 F	47.5	234	U	
Pesticides (µg/Kg)									
alpha BHC	0.01	U	U	U	U	U	U	U	
beta BHC	0.04	U	U	U	U	U	U	U	
delta BHC	0.04	U	U	U	U	U	U	U	
gamma BHC (Lindane)	0.05	U	U	U	U	U	U	U	
alpha-Chlordane	0.05	U	U	U	U	U	U	U	
gamma-Chlordane	0.05	U	U	U	U	U	U	U	
p,p'-DDD	2	U	0.28 F	2.8 F	U	3.1 F	U	U	
p,p'-DDE	2	U	0.42 F	3.7 F	U	U	U	U	
p,p'-DDT	1	U	0.68 F	U	U	U	U	U	
aldrin	--	U	U	1.0 F	U	U	U	U	
dieldrin	0.02	U	0.51 F	6.5 F	U	5.4 F	U	U	
endosulfan I	--	U	U	U	U	U	U	U	
endosulfan II	--	U	0.2 F	U	U	U	U	U	
endosulfan sulfate	--	U	U	U	U	U	U	U	
endrin	3	U	U	U	U	U	U	U	
endrin aldehyde	5*	U	U	U	U	U	U	U	
heptachlor	0.04	U	U	U	U	U	U	U	
heptachlor epoxide	0.03	U	U	0.48 F	U	U	U	U	
methoxychlor	31.44	U	UJ	U	U	U	U	U	

Table 2-1
Three Mile Creek Sediment Sampling Results

Sample Location	Most Stringent Ecological Screening Value	TMC-4							
Sample ID		TMCSD0401AA	TMCSD0401BB	TMCSD0401CA	TMCSD0401DA	TMCSD0401EA	TMCSD0401FA		
Date of Collection		10/9/2006	10/18/2007	10/27/2008	10/1/2009	10/29/2010	9/6/2011		
Sample Depth (ft TOIC)		0-0.5							
SVOCs (µg/Kg)									
1,2-dichlorobenzene	7900	400 F	U	U	220 F	U	U		
1,2,4-trichlorobenzene	3400	U	U	U	U	U	U		
1,3-dichlorobenzene	1600	77 F	U	U	U	56 F	U		
1,4-dichlorobenzene	8500	1200 F	U	U	430 F	43 F	U		
2-methylnaphthalene	65	190 F	U	U	59 F	95 F	U		
4-chlorophenyl phenyl ether	--	150 F	U	U	U	U	U		
4-nitroaniline	500*	U	U	U	U	U	U		
acenaphthene	16	U	U	U	74 F	U	U		
acenaphthylene	--	220 F	U	U	49 F	62 F	U		
anthracene	85	130 F	U	U	110 F	100 F	U		
benzo(a)anthracene	261	380 F	27 F	350 F	360 F	330 F	59 J		
benzo(a)pyrene	370	460 F	27 F	240 F	390 F	230 FM	61 J		
benzo(b)fluoranthene	--	940 F	39 F	370 F	790 F	430 F	110 J		
benzo(k)fluoranthene	240	320 F	U	U	300 F	340 F	U		
benzo(g,h,i)perylene	170	210 F	U	U	UM	90 FM	43 J		
benzyl alcohol	--	U	U	U	U	U	13 J		
benzoic acid	--	U	U	U	U	U	U		
bis(2-ethylhexyl) phthalate	10453.8	U	60 F	U	150 F	120 F	88 J		
benzyl butyl phthalate	50000	U	U	U	U	U	U		
chrysene	340	620 F	32 F	270 F	420 F	240 F	77 J		
di-n-butyl phthalate	--	U	U	U	U	U	U		
di-n-octyl phthalate	50000	U	U	U	U	86 F	U		
dibenz(a,h)anthracene	60	80 F	U	U	UM	UM	U		
dibenzofuran	2000	U	U	U	57 F	60 F	U		
diethyl phthalate	7100	U	44 F	U	U	U	U		
fluoranthene	600	870 F	58 F	670 F	680 F	540 F	120 J		
fluorene	35	120 F	U	U	80 F	77 F	U		
indeno(1,2,3-c,d)pyrene	200	110 F	U	U	U	U	64 J		
naphthalene	160	140 F	U	U	49 F	140 F	U		
nitrobenzene	200*	U	U	U	U	U	U		
phenol	26.2	U	U	U	U	U	U		
phenanthrene	240	440 F	35 F	500 F	490 F	500 F	64 J		
pyrene	490	1,400 J	52 F	510 F	1,200 F	480 F	110 J		

Table 2-1
Three Mile Creek Sediment Sampling Results

Sample Location	Most Stringent Ecological Screening Value	TMC-4							
Sample ID		TMCSD0401AA	TMCSD0401BB	TMCSD0401CA	TMCSD0401DA	TMCSD0401EA	TMCSD0401FA		
Date of Collection		10/9/2006	10/18/2007	10/27/2008	10/1/2009	10/29/2010	9/6/2011		
Sample Depth (ft TOIC)		0-0.5							
Metals (mg/Kg)									
aluminum	--	4,800	2,500	3,600	5,100	4,000	NS		
antimony	2	U	U	U	U	U	NS		
arsenic	6	9	2.1 F	2.2 F	12	4	NS		
barium	--	43	24	34	58	36	NS		
berylium	--	0.35 F	0.11 F	0.22 F	0.48 F	0.25 F	NS		
cadmium	0.6	6.5	0.44 F	1.4	20	1.9	0.61 J		
calcium	--	4,900	2,700	3,600	3,800	3,800	NS		
chromium	26	32	4.8	9.7	44	11	NS		
cobalt	--	5.1	2.4	3	5.9	2.9	NS		
copper	16	26	5.4	15	38	13	NS		
iron	20,000	9,700	6,400	7,500	9,800	7,400	NS		
lead	31	55	8	21	68	25	NS		
magnesium	--	2,600	1,600	1,900	1,900	2,000	NS		
manganese	460	160	260	130	160	130	NS		
molybdenum	--	0.86 F	U	U	U	U	NS		
nickel	16	15	5.5	8.7	19	13	NS		
potassium	--	490	320	370	410	380	NS		
selenium	--	0.61 F	0.45 F	0.46 F	U	0.42 F	NS		
silver	1	0.81 F	U	0.21 F	1.0 F	0.22 F	NS		
sodium	--	48 F	27 F	31 F	51 F	84	NS		
thallium	--	U	U	0.83 F	U	U	NS		
vanadium	--	16	5.7	12	21	17	NS		
zinc	120	100	34	69	130	65	NS		
mercury	0.15	0.0747 F	0.010 F	0.040 F	0.17 F	0.040 F	0.025 J		
PCBs (µg/Kg)									
Aroclor 1248	11.1	U	U	U	U	U	U		
Aroclor 1254	11.10 [3]	U	U	U	U	U	U		
Aroclor 1260	5	570	67.1	433	304	339	12 J		
Pesticides (µg/Kg)									
alpha BHC	0.01	U	U	U	U	U	U		
beta BHC	0.04	2.7 F	U	U	U	U	U		
delta BHC	0.04	16 F	U	U	U	U	U		
gamma BHC (Lindane)	0.05	2 F	U	U	U	U	U		
alpha-Chlordane	0.05	35 F	U	U	U	U	U		
gamma-Chlordane	0.05	22 F	U	17 J	U	U	U		
p,p'-DDD	2	59	4.5 J	11	60 F	U	U		
p,p'-DDE	2	15	U	U	U	U	U		
p,p'-DDT	1	81 J	UM	U	U	46 F	1.8 J		
aldrin	--	U	U	U	U	U	U		
dieldrin	0.02	56 J	6.8 J	28 J	45 F	U	0.49 J		
endosulfan I	--	U	U	U	U	U	U		
endosulfan II	--	57 F	3.9 F	18 J	U	U	U		
endosulfan sulfate	--	U	U	U	U	U	U		
endrin	3	7 F	U	U	U	U	U		
endrin aldehyde	5*	39 J	U	U	U	U	U		
heptachlor	0.04	2 F	U	U	U	U	U		
heptachlor epoxide	0.03	110 J	0.75 F	U	U	U	U		
methoxychlor	31.44	14 F	U	U	U	U	U		

Table 2-1
Three Mile Creek Sediment Sampling Results

Sample Location	Most Stringent Ecological Screening Value	TMC-5							
Sample ID		TMCSD0501AA	TMCSD0501BB	TMCSD0501CA	TMCSD0501DA	TMCSD0501EA	TMCSD0501FA		
Date of Collection		10/9/2006	10/18/2007	10/27/2008	10/1/2009	10/29/2010	9/6/2011		
Sample Depth (ft TOIC)		0-0.5							
SVOCs (µg/Kg)									
1,2-dichlorobenzene	7900	63 F	U	U	19 F	28 F	U		
1,2,4-trichlorobenzene	3400	U	U	U	U	U	U		
1,3-dichlorobenzene	1600	U	U	U	U	U	U		
1,4-dichlorobenzene	8500	33 F	U	U	U	22 F	U		
2-methylnaphthalene	65	44 F	U	U	U	26 F	U		
4-chlorophenyl phenyl ether	--	U	U	U	U	U	U		
4-nitroaniline	500*	U	U	U	U	U	U		
acenaphthene	16	23 F	U	U	U	U	89 J		
acenaphthylene	--	110 F	U	U	U	U	U		
anthracene	85	79 F	30 F	U	35 F	54 F	300 J		
benzo(a)anthracene	261	320 F	120 F	190 F	160 F	350 F	1,100 J		
benzo(a)pyrene	370	380 F	120 F	U	150 F	260 F	1,000 J		
benzo(b)fluoranthene	--	550 F	190 F	U	310 F	480 FM	1,900 J		
benzo(k)fluoranthene	240	180 F	82 F	U	98 F	94 FM	U		
benzo(g,h,i)perylene	170	170 F	44 F	U	U	180 FM	600 J		
benzyl alcohol	--	U	U	U	U	U	U		
benzoic acid	--	U	U	U	U	U	U		
bis(2-ethylhexyl) phthalate	10453.8	U	63 F	U	56 F	180 F	U		
benzyl butyl phthalate	50000	U	U	U	U	U	U		
chrysene	340	430 F	140 F	U	170 F	260 F	1,200 J		
di-n-butyl phthalate	--	U	U	U	U	63 F	U		
di-n-octyl phthalate	50000	U	U	U	U	U	U		
dibenz(a,h)anthracene	60	52 F	U	U	U	UM	U		
dibenzofuran	2000	41 F	U	U	U	U	U		
diethyl phthalate	7100	41 F	50 F	U	U	U	U		
fluoranthene	600	770 F	240 F	230 F	280 F	540 F	2,200 J		
fluorene	35	68 F	U	U	U	25 F	U		
indeno(1,2,3-c,d)pyrene	200	140 F	25 F	U	U	U	550 J		
naphthalene	160	55 F	U	U	U	24 F	U		
nitrobenzene	200*	U	U	U	U	U	U		
phenol	26.2	U	U	U	U	U	U		
phenanthrene	240	570 F	140 F	U	170 F	270 F	1,200 J		
pyrene	490	750 F	240 F	200 F	330 F	460 F	1,900 J		

Table 2-1
Three Mile Creek Sediment Sampling Results

Sample Location	Most Stringent Ecological Screening Value	TMC-5							
Sample ID		TMCSD0501AA	TMCSD0501BB	TMCSD0501CA	TMCSD0501DA	TMCSD0501EA	TMCSD0501FA		
Date of Collection		10/9/2006	10/18/2007	10/27/2008	10/1/2009	10/29/2010	9/6/2011		
Sample Depth (ft TOIC)		0-0.5							
Metals (mg/Kg)									
aluminum	--	11,000	3,600	3,500	4,600	3,600	NS		
antimony	2	U	U	U	U	U	NS		
arsenic	6	13	2.1 F	1.5 F	3.1 F	2.7 F	NS		
barium	--	66	34	27	31	52	NS		
berylium	--	0.55 F	0.18 F	0.16 F	0.24 F	0.22 F	NS		
cadmium	0.6	6.6	0.53 F	0.62 F	1.0	0.91	5.2		
calcium	--	2,200	3,700	2,000	3,700	9,900	NS		
chromium	26	21	6	5.2	7.6	7.2	NS		
cobalt	--	7.1	2.8	2.7	3.2	2.6	NS		
copper	16	30	13	9.9	16	16	NS		
iron	20,000	18,000	8,300	7,800	9,300	7,900	NS		
lead	31	44	9.0	6	16	16	NS		
magnesium	--	2,100	1,600	1,500	1,800	1,500	NS		
manganese	460	390	180	120	310	230	NS		
molybdenum	--	0.55 F	U	U	U	U	NS		
nickel	16	14	7.1	6.3	9.2	7.9	NS		
potassium	--	580	460	490	520	510	NS		
selenium	--	1.1 F	0.54 F	0.33 F	U	U	NS		
silver	1	0.57 F	U	U	U	0.20 F	NS		
sodium	--	60 F	56 F	32 F	61 F	100	NS		
thallium	--	U	U	U	U	U	NS		
vanadium	--	22	8.6	7.4	14	11	NS		
zinc	120	84	33	25	49	52	NS		
mercury	0.15	0.116 F	0.024 F	0.012 F	0.054 F	0.044 F	0.17		
PCBs (µg/Kg)									
Aroclor 1248	11.1	U	U	U	U	U	U		
Aroclor 1254	11.10 [3]	U	U	U	U	U	U		
Aroclor 1260	5	111	116	74.6	211	604 J	27 J		
Pesticides (µg/Kg)									
alpha BHC	0.01	0.22 F	U	U	U	U	U		
beta BHC	0.04	U	U	U	U	U	U		
delta BHC	0.04	0.97 F	U	U	U	U	U		
gamma BHC (Lindane)	0.05	U	U	U	U	U	U		
alpha-Chlordane	0.05	8.3 J	U	U	U	U	U		
gamma-Chlordane	0.05	41 J	U	U	U	U	U		
p,p'-DDD	2	10	5.5 J	U	U	U	U		
p,p'-DDE	2	2 J	1.8 F	U	U	U	U		
p,p'-DDT	1	19 J	UM	14 J	U	U	U		
aldrin	--	U	U	U	U	U	U		
dieldrin	0.02	12 J	13 J	9.3 J	24 F	U	U		
endosulfan I	--	U	U	U	U	U	U		
endosulfan II	--	11 J	U	U	U	U	U		
endosulfan sulfate	--	U	U	U	U	U	U		
endrin	3	4.2 J	U	U	U	U	U		
endrin aldehyde	5*	0.92 J	U	U	U	U	U		
heptachlor	0.04	U	U	U	U	U	U		
heptachlor epoxide	0.03	2 F	2.4 J	U	U	U	U		
methoxychlor	31.44	2.6 F	U	U	U	U	U		

Table 2-1
Three Mile Creek Sediment Sampling Results

Sample Location	Most Stringent Ecological Screening Value	TMC-6							
Sample ID		RI Results (TMCSD-4)	TMCSD0601AA	TMCSD0601BB	TMCSD0601CA	TMCSD0601DA	TMCSD0601EA	TMCSD0601FA	
Date of Collection		5/15/1994	10/9/2006	10/18/2007	10/27/2008	10/1/2009	10/29/2010	9/6/2011	
Sample Depth (ft TOIC)		0-0.5							
SVOCs (µg/Kg)									
1,2-dichlorobenzene	7900	U	U	U	U	U	U	U	
1,2,4-trichlorobenzene	3400	U	U	U	U	U	U	U	
1,3-dichlorobenzene	1600	U	U	U	U	U	U	U	
1,4-dichlorobenzene	8500	U	U	U	U	U	U	U	
2-methylnaphthalene	65	U	U	U	U	92 F	U	U	
4-chlorophenyl phenyl ether	--	U	U	U	U	U	U	U	
4-nitroaniline	500*	U	U	U	U	U	U	U	
acenaphthene	16	15 J	U	U	U	200 F	21 F	U	
acenaphthylene	--	9 J	U	U	U	U	39 F	U	
anthracene	85	60 J	41 F	U	U	980 F	80 F	U	
benzo(a)anthracene	261	U	99 F	47 F	19 F	U	370 F	U	
benzo(a)pyrene	370	160 J	91 F	60 F	19 F	2,400 F	220 F	U	
benzo(b)fluoranthene	--	190 J	140 F	100 F	U	4,800 J	510 FM	U	
benzo(k)fluoranthene	240	99 J	47 F	51 F	U	1,500 F	130 FM	U	
benzo(g,h,i)perylene	170	140 J	43 F	32 F	U	550 F	110 FM	U	
benzyl alcohol	--	U	U	U	U	U	U	U	
benzoic acid	--	5 J	U	U	U	U	U	U	
bis(2-ethylhexyl) phthalate	10453.8	540 J	190 F	390 F	U	430 F	350 F	U	
benzyl butyl phthalate	50000	540 J	U	U	U	U	28 F	U	
chrysene	340	180 J	110 F	79 F	U	3,500 J	280 F	U	
di-n-butyl phthalate	--	U	U	U	U	U	U	U	
di-n-octyl phthalate	50000	U	U	30 F	U	U	U	U	
dibenz(a,h)anthracene	60	U	U	U	U	UM	UM	U	
dibenzofuran	2000	U	U	U	U	130 F	28 F	U	
diethyl phthalate	7100	U	33 F	47 F	U	U	U	U	
fluoranthene	600	350 J	200 F	110 F	29 F	5,600 J	730 F	U	
fluorene	35	U	U	U	U	360 F	47 F	U	
indeno(1,2,3-c,d)pyrene	200	U	37 F	U	U	U	U	U	
naphthalene	160	U	23 F	U	U	U	U	U	
nitrobenzene	200*	U	U	U	U	U	U	U	
phenol	26.2	U	U	U	U	U	U	U	
phenanthrene	240	260 J	160 F	50 F	18 F	5,000 J	530 F	U	
pyrene	490	430 J	180 F	140 F	25 F	9,300 J	560 F	150 J	

Table 2-1
Three Mile Creek Sediment Sampling Results

Sample Location	Most Stringent Ecological Screening Value	TMC-6							
Sample ID		RI Results (TMCSD-4)	TMCSD0601AA	TMCSD0601BB	TMCSD0601CA	TMCSD0601DA	TMCSD0601EA	TMCSD0601FA	
Date of Collection		5/15/1994	10/9/2006	10/18/2007	10/27/2008	10/1/2009	10/29/2010	9/6/2011	
Sample Depth (ft TOIC)		0-0.5							
Metals (mg/Kg)									
aluminum	--	1960 J	3,300	2,700	3,200 M	2,900	3,100	NS	
antimony	2	U	U	U	UM	U	U	NS	
arsenic	6	1 J	1.9 F	1.0 F	1.3 F	2.5 F	1.2 F	NS	
barium	--	61.8	12	15	11	U	19.0	NS	
berylium	--	U	0.17 F	0.10 F	0.14 F	0.13 F	0.14 F	NS	
cadmium	0.6	U	0.24 F	0.044 F	0.17 F	U	U	0.23 J	
calcium	--	27400 J	3,400	5,800	2,200	37,000	13,000	NS	
chromium	26	9.0	5.3	5.0	4.1	5.4	9.0	NS	
cobalt	--	2.3	3.1	1.9	2.4	1.8	1.7	NS	
copper	16	11.7 J	9.3	8.8	7.4	12	21	NS	
iron	20,000	7,720	7,600	6,200	7,500 M	11,000	7,100	NS	
lead	31	59.8 J	3.5 F	4.1	1.8 F	10	12	NS	
magnesium	--	1,720	1,800	1,700	1,700	2,300	2,100	NS	
manganese	460	118	250	59	140	200	90	NS	
molybdenum	--	U	U	U	U	U	U	NS	
nickel	16	4.8 J	6.4	5.3	5.6	7.7	5.9	NS	
potassium	--	265 J	470	420	490	390	620	NS	
selenium	--	U	U	0.28 F	0.3 F	U	U	NS	
silver	1	U	U	U	U	U	U	NS	
sodium	--	209	50 F	34 F	35 F	55 F	75	NS	
thallium	--	U	U	U	U	U	U	NS	
vanadium	--	6.1 J	6.9	6.0	6.1	7.5	10.0	NS	
zinc	120	82.9	20	32	15	60	41	NS	
mercury	0.15	U	0.0149 F	0.0048 F	0.0050 F	U	0.011 F	0.18	
PCBs (µg/Kg)									
Aroclor 1248	11.1	U	U	16.7 F	U	U	U	U	
Aroclor 1254	11.10 [3]	U	U	U	U	U	U	21 J	
Aroclor 1260	5	U	8.75 F	U	U	U	U	U	
Pesticides (µg/Kg)									
alpha BHC	0.01	U	U	U	U	U	U	U	
beta BHC	0.04	U	U	U	U	U	U	U	
delta BHC	0.04	U	U	U	U	U	U	U	
gamma BHC (Lindane)	0.05	U	U	U	U	U	U	U	
alpha-Chlordane	0.05	U	3.5 J	U	U	U	U	U	
gamma-Chlordane	0.05	U	2.5 J	U	1.7 F	U	U	U	
p,p'-DDD	2	U	0.78 F	2.1 F	U	U	U	U	
p,p'-DDE	2	U	0.22 F	U	U	U	U	U	
p,p'-DDT	1	U	1.8 F	UM	2.2 F	1.4 F	U	U	
aldrin	--	U	U	U	U	U	U	U	
dieldrin	0.02	U	1.6 F	3.3 F	U	U	U	U	
endosulfan I	--	U	U	U	U	U	U	U	
endosulfan II	--	U	1.1 F	U	U	U	U	U	
endosulfan sulfate	--	U	U	U	U	U	U	U	
endrin	3	U	0.83 F	U	U	U	U	U	
endrin aldehyde	5*	U	U	U	U	U	U	U	
heptachlor	0.04	U	U	U	U	U	U	U	
heptachlor epoxide	0.03	U	0.83 F	U	U	U	U	U	
methoxychlor	31.44	U	UJ	U	U	U	U	U	

Table 2-1
Three Mile Creek Sediment Sampling Results

Sample Location	Most Stringent Ecological Screening Value	TMC-7							
Sample ID		RI Results (LF5SD-3)	TMCSD0701AA	TMCSD0701BB	TMCSD0701CA	TMCSD0701DA	TMCSD0701EA	TMCSD0701FA	
Date of Collection		5/15/1994	10/9/2006	10/18/2007	10/27/2008	10/1/2009	10/29/2010	9/6/2011	
Sample Depth (ft TOIC)		0-0.5							
SVOCs (µg/Kg)									
1,2-dichlorobenzene	7900	U	190 F	2100 F	U	28 F	U	U	
1,2,4-trichlorobenzene	3400	U	U	48 F	U	U	U	U	
1,3-dichlorobenzene	1600	U	U	34 F	U	U	U	U	
1,4-dichlorobenzene	8500	U	260 F	270 F	U	37 F	19 F	U	
2-methylnaphthalene	65	U	61 F	89 F	U	U	U	U	
4-chlorophenyl phenyl ether	--	U	U	U	U	U	U	U	
4-nitroaniline	500*	U	U	U	U	U	U	U	
acenaphthene	16	U	U	U	U	U	U	U	
acenaphthylene	--	U	U	U	U	U	U	U	
anthracene	85	U	35 F	37 F	U	U	U	U	
benzo(a)anthracene	261	U	110 F	480 F	U	47 F	22 F	U	
benzo(a)pyrene	370	U	110 F	510 F	U	44 F	U	U	
benzo(b)fluoranthene	--	140 J	160 F	770 F	U	120 F	U	U	
benzo(k)fluoranthene	240	72 J	75 F	370 F	U	22 F	U	U	
benzo(g,h,i)perylene	170	U	44 F	210 F	U	U	U	U	
benzyl alcohol	--	180 J	U	U	U	U	U	U	
benzoic acid	--	4,200	U	U	U	U	U	U	
bis(2-ethylhexyl) phthalate	10453.8	1,300	52 F	260 F	30 F	41 F	76 F	U	
benzyl butyl phthalate	50000	U	U	U	U	U	U	U	
chrysene	340	220 J	13 F	450 F	U	46 F	U	U	
di-n-butyl phthalate	--	U	U	U	U	U	U	U	
di-n-octyl phthalate	50000	U	U	U	U	U	35 F	U	
dibenz(a,h)anthracene	60	U	U	71 F	U	U	U	U	
dibenzofuran	2000	U	U	U	U	U	U	U	
diethyl phthalate	7100	U	29 F	53 F	U	U	U	U	
fluoranthene	600	150 J	230 F	460 F	U	75 F	32 F	U	
fluorene	35	U	U	U	U	U	U	U	
indeno(1,2,3-c,d)pyrene	200	U	33 F	U	U	U	U	U	
naphthalene	160	U	43 F	41 F	U	U	U	U	
nitrobenzene	200*	U	U	U	U	U	U	U	
phenol	26.2	U	U	U	U	U	U	36 J	
phenanthrene	240	100 J	150 F	120 F	U	43 F	27 F	U	
pyrene	490	270 J	230 F	610 F	U	76 F	26 F	U	

Table 2-1
Three Mile Creek Sediment Sampling Results

Sample Location	Most Stringent Ecological Screening Value	TMC-7							
Sample ID		RI Results (LF5SD-3)	TMCSD0701AA	TMCSD0701BB	TMCSD0701CA	TMCSD0701DA	TMCSD0701EA	TMCSD0701FA	
Date of Collection		5/15/1994	10/9/2006	10/18/2007	10/27/2008	10/1/2009	10/29/2010	9/6/2011	
Sample Depth (ft TOIC)		0-0.5							
Metals (mg/Kg)									
aluminum	--	3,420	3,200	6,500	3,000	3,800	2,800	NS	
antimony	2	U	U	U	U	U	0.32 F	NS	
arsenic	6	U	2.3 F	5.7 F	1.3 F	2.4 F	2.0 F	NS	
barium	--	5.9	18	42	15	20	18	NS	
berylium	--	29	0.18 F	0.34 F	0.13 F	0.19 F	0.13 F	NS	
cadmium	0.6	U	0.44 F	0.23 F	0.18 F	0.32 F	U	U	
calcium	--	9,850	1,100	62,000	2,500	3,400	2,700	NS	
chromium	26	6.7	4.8	12	4	4.7	3.2	NS	
cobalt	--	3.2	3.1	4.0	2.3	2.9	2	NS	
copper	16	10.6	7.5	9.8	7.1	9.8	5.6	NS	
iron	20,000	10,200	6,900	9,800	7,100	8,500	6,500	NS	
lead	31	39.6	4.4	7.6	1.9 F	4.8	2.3	NS	
magnesium	--	2,890	1,700	2,700	1,500	1,800	1,400	NS	
manganese	460	476	190	230	280	610	180	NS	
molybdenum	--	U	0.34 F	1.3 F	U	U	U	NS	
nickel	16	8.2	11	19	6.2	9.4	6	NS	
potassium	--	514	450	450	450	540	470	NS	
selenium	--	U	U	0.57 F	0.27 F	U	U	NS	
silver	1	U	U	U	U	U	U	NS	
sodium	--	357	44 F	71 F	48 F	64 F	24 F	NS	
thallium	--	U	U	U	U	U	U	NS	
vanadium	--	13.2	20	67	7.1	13	7.8	NS	
zinc	120	51.6	63	120	21	44	21	NS	
mercury	0.15	0.29	0.0180 F	0.035 F	0.0091 F	0.019 F	0.010 F	U	
PCBs (µg/Kg)									
Aroclor 1248	11.1	U	U	U	U	U	U	U	
Aroclor 1254	11.10 [3]	U	U	U	U	U	U	U	
Aroclor 1260	5	7,500 J	115	101	7.97 F	54.7	28.3	U	
Pesticides (µg/Kg)									
alpha BHC	0.01	U	UJ	U	U	U	U	U	
beta BHC	0.04	U	UJ	U	U	U	U	U	
delta BHC	0.04	U	UJ	U	U	U	U	U	
gamma BHC (Lindane)	0.05	U	UJ	U	U	U	U	U	
alpha-Chlordane	0.05	24 J	0.99 F	0.93 F	U	U	U	U	
gamma-Chlordane	0.05	U	0.68 F	U	U	U	U	U	
p,p'-DDD	2	U	3.9 F	3.8 F	0.87 F	1.8 F	U	U	
p,p'-DDE	2	U	0.28 F	U	U	U	U	U	
p,p'-DDT	1	U	5.2 J	UM	2.3 F	U	U	U	
aldrin	--	U	UJ	U	U	U	U	U	
dieldrin	0.02	U	4.8 J	6.5	1.5 F	2.9 F	U	U	
endosulfan I	--	U	0.229 F	U	U	U	U	U	
endosulfan II	--	U	4.3 F	6.4 J	1.4 F	U	U	U	
endosulfan sulfate	--	U	UJ	U	U	U	U	U	
endrin	3	U	1.7 F	U	U	U	U	U	
endrin aldehyde	5*	U	3 F	U	1.1 F	U	U	U	
heptachlor	0.04	U	UJ	U	U	U	U	U	
heptachlor epoxide	0.03	U	0.68 F	1.3 F	U	U	U	U	
methoxychlor	31.44	U	1.0 F	U	1.2 F	U	U	U	

Table 4-2
Three Mile Creek Sediment Sampling Results

Sample Location	Most Stringent Ecological Screening Value	TMC-8							
Sample ID		RI Results (LF5SD-5)	TMCSD0801AA	TMCSD0801BB	TMCSD0801CA	TMCSD0801DA			
Date of Collection		5/15/1994	10/9/2006	10/18/2007	10/27/2008	10/2/2009			
Sample Depth (ft TOIC)		0-0.5							
VOCs (µg/Kg)									
1,2,4-trimethylbenzene	--	U	U	1.59 F	U	UJ			
1,2-dichlorobenzene	7900	U	U	U	U	0.738 F			
1,3,5-trimethylbenzene	--	U	U	U	U	UJ			
1,4-dichlorobenzene	628.8	U	U	U	U	UJ			
2-butanone	--	U	U	3.42 F	U	49.2 F			
acetone	--	260 J	U	17.5 F	U	99.6 J			
benzene	1467.2	U	U	U	U	U			
chlorobenzene	183.4	U	U	U	U	U			
cis-1,2-dichloroethylene	--	U	U	U	U	U			
ethylbenzene	5500	U	U	U	U	U			
isopropylbenzene	--	U	U	U	U	U			
methylene chloride	--	10 J	U	U	U	UJ			
naphthalene	--	U	U	U	U	U			
m,p-xylene	4820.8	U	U	U	U	U			
p-isopropyltoluene	--	U	8.85	U	U	U			
toluene	2567.6	U	U	U	U	U			
SVOCs (µg/Kg)									
1,2-dichlorobenzene	7900	U	U	U	U	U			
1,2,4-trichlorobenzene	3400	U	U	U	U	U			
1,3-dichlorobenzene	1600	U	U	U	U	U			
1,4-dichlorobenzene	8500	U	U	U	U	U			
2-methylnaphthalene	65	U	U	U	U	U			
4-chlorophenyl phenyl ether	--	U	U	U	U	U			
4-nitroaniline	500*	U	U	U	U	U			
acenaphthene	16	U	U	U	U	U			
acenaphthylene	--	U	U	U	U	U			
anthracene	85	U	U	U	U	U			
benzo(a)anthracene	261	207 J	U	U	U	U			
benzo(a)pyrene	370	280 J	U	UM	U	UM			
benzo(b)fluoranthene	--	690 J	U	UM	U	UM			
benzo(k)fluoranthene	240	U	U	UM	U	UM			
benzo(g,h,i)perylene	170	U	U	UM	U	U			
benzyl alcohol	--	U	U	U	U	U			
benzoic acid	--	U	U	U	U	U			
bis(2-ethylhexyl) phthalate	10453.8	U	U	140 F	U	45 F			
benzyl butyl phthalate	50000	U	U	U	U	U			
chrysene	340	380 J	U	U	U	U			
di-n-octyl phthalate	50000	U	U	U	U	U			
dibenz(a,h)anthracene	60	U	U	UM	U	UM			
dibenzofuran	2000	U	U	U	U	U			
diethyl phthalate	7100	U	U	60 F	U	U			
fluoranthene	600	620 J	U	U	U	U			
fluorene	35	U	U	U	U	U			
indeno(1,2,3-c,d)pyrene	200	U	U	U	U	U			
naphthalene	13000	U	U	U	U	U			
nitrobenzene	200*	U	U	U	U	U			
phenanthrene	240	380 J	U	U	U	U			
pyrene	490	850 J	U	U	U	U			

Table 4-2
Three Mile Creek Sediment Sampling Results

Sample Location	Most Stringent Ecological Screening Value	TMC-8							
Sample ID		RI Results (LF5SD-5)	TMCSD0801AA	TMCSD0801BB	TMCSD0801CA	TMCSD0801DA			
Date of Collection		5/15/1994	10/9/2006	10/18/2007	10/27/2008	10/2/2009			
Sample Depth (ft TOIC)		0-0.5							
Metals (mg/Kg)									
aluminum	--	9,580	16,000	30,000	15,000	19,000			
antimony	2	U	U	U	U	U			
arsenic	6	12	1.9 F	4.7 F	1.8 F	2.6 F			
barium	--	63	99	260	83	110			
berylium	--	0.77 J	0.54 F	1.1 F	0.52 F	0.65 F			
cadmium	0.6	1.29 J	0.19 F	0.095 F	0.39 F	0.26 F			
calcium	--	11,500	1,700	5,100	2,400	2,700			
chromium	26	11.2 J	19	38	18	23			
cobalt	--	5.1 J	7.4	10	6	8.4			
copper	16	71	10	15	9.9	12			
iron	20,000	11,900	17,000	25,000	14,000	19,000			
lead	31	106	7.2	15	8.5	11			
magnesium	--	1,360	4,700	6,200	3,900	5,300			
manganese	460	221	140	250	130	200			
molybdenum	--	7.5 J	0.34 F	1.1 F	U	U			
nickel	16	12.3 J	17	25	14	19			
potassium	--	640	1,200	2,100	1,100	1,400			
selenium	--	3.3 J	0.44 F	1.1 F	0.41 F	U			
silver	1	U	U	U	U	U			
sodium	--	77 J	38 F	57 F	30 F	41 F			
thallium	--	U	U	U	0.94 F	U			
vanadium	--	28.1	32	57	28	37			
zinc	120	163	50	85	59	66			
mercury	0.15	0.446 J	0.0300 F	0.12 F	0.048 F	0.041 F			
PCBs (µg/Kg)									
Aroclor 1248	11.1	U	U	U	U	U			
Aroclor 1260	5	U	U	U	U	U			
Pesticides (µg/Kg)									
alpha BHC	0.01	U	U	U	U	U			
beta BHC	0.04	U	U	U	U	U			
delta BHC	0.04	U	U	U	U	U			
gamma BHC (Lindane)	0.05	U	U	U	U	U			
alpha-Chlordane	0.05	U	U	U	U	U			
gamma-Chlordane	0.05	0.71 J	U	U	0.68 F	U			
p,p'-DDD	2	13.5 J	U	U	U	U			
p,p'-DDE	2	26	0.31 F	2 F	1.6 F	2.1 F			
p,p'-DDT	1	7.07 J	U	UM	U	U			
aldrin	--	U	U	U	U	U			
dieldrin	0.02	U	U	U	1.1 F	U			
endosulfan I	--	U	U	U	U	U			
endosulfan II	--	U	U	0.45 F	U	U			
endosulfan sulfate	--	U	0.54 F	U	U	U			
endrin	3	U	0.29 F	U	U	U			
endrin aldehyde	5*	U	U	U	U	U			
heptachlor	0.04	U	U	U	U	U			
heptachlor epoxide	0.03	U	U	U	U	U			
methoxychlor	31.44	U	1.1 F	U	U	U			

Data Qualifiers

Surface Water:

F - The analyte was positively identified above the MDL, however, the concentration is below the RL.
J - The analyte was positively identified, but the quantitation is an estimation.
NA - not analyzed
U - The analyte was analyzed for, but not detected. The associated numerical value is at or below the MDL.
[1] - The NYS Surface Water Standard for the protection of aquatic life from chronic effects is used if available and if lower than the surface water standard.
 - Indicates an exceedance of the NYS Surface Water Standards.

Sediment:

B - Result is a positive value, however, the analyte was detected in an associated blank above the RL.
F - The analyte was positively identified above the MDL, however, the concentration is below the RL.
FM - The analyte was positively identified above the MDL, however, the concentration is below the RL and a matrix effect was present.
J - The analyte was positively identified, but the quantitation is an estimation.
M - A matrix effect was present.
NA - not analyzed
R - The data was rejected because QA/QC criteria were not met during the analysis.
U - The analyte was analyzed for, but not detected. The associated numerical value is at or below the MDL.
UJ - The analyte was analyzed for, but not detected. The quantitation is an approximation.
UM – The analyte was analyzed for, but not detected. A matrix effect was present.
BHC – hexachlorocyclohexane
1 - This value is the most stringent criterion for ecological endpoints derived from Table 2-3a in the Final Three Mile Creek Feasibility Study Addendum (E&E, July 2002).
2 - The most stringent criterion for metals have been derived from Table 2 in Technical Guidance for Screening Contaminated Sediments (NYSDEC, January 1999).
- - This analyte was not sampled for in the 1993/4 RI.
-- - No most stringent ecological screening value is known for this compound.
 - Indicates an exceedance of the Most Stringent Ecological Screening Value.

Table 4-5
Sample Location 1 Fish Tissue Analytical Results

Fish Sample ID	NYSDEC Pisc. Wildlife Criteria	NYSDOH Fish Advisory Guideline	1993/4 RI Results (LAW, Dec 1996).	Sample 1	Sample 2	Sample 3	Sample 4	Sample 5	Sample 6	Sample 7
Sample ID				TMCFS0101AA	TMCFS0102AA	TMCFS0103AA	TMCFS0104AA	TMCFS0105AA	TMCFS0106AA	TMCFS0107AA
Sample description *				CO sample of 2 CC	CO sample of 1 CC	CO sample of 3 WS	CO sample of 2 CC	CO sample of 8 CC	CO sample of 8 CC	CO sample of 1WS
Date of Collection				10/12/2006	10/12/2006	10/12/2006	10/12/2006	10/12/2006	10/12/2006	10/12/2006
Metals (mg/Kg)										
cadmium	-	-	1.26 J	U	U	U	U	U	U	U
mercury	-	1	0.12 J - 0.23	0.040 F	0.046 F	0.036 F	0.054 F	0.073 F	0.039 F	0.033 F
PCBs (µg/Kg)										
aroclor 1016	- [1]	- [2]	-	U	U	U	U	U	U	U
aroclor 1221	- [1]	- [2]	-	U	U	U	U	U	U	U
aroclor 1232	- [1]	- [2]	-	U	U	U	U	U	U	U
aroclor 1242	- [1]	- [2]	-	U	U	U	U	U	U	U
aroclor 1248	- [1]	- [2]	-	U	U	U	U	U	U	U
aroclor 1254	- [1]	- [2]	-	U	U	U	U	U	U	U
aroclor 1260	- [1]	- [2]	27,400-32,500	1,110	1,640	902	1,500	1,480	1,540	2,890
Sum of all PCB congeners	110	2,000	-	1,110	1,640	902	1,500	1,480	1,540	2,890
Pesticides (µg/Kg)										
alpha BHC	100	-	- [8]	U	21 F	U	U	1.9 F	1.9 F	U
beta BHC	100	-	2.08 J	U	U	U	20 J	U	78 J	U
delta BHC	100	-	- [8]	U	26 J	U	U	U	U	U
gamma BHC (Lindane)	100	-	- [8]	U	U	U	U	61 J	61 J	U
alpha-Chlordane	500	300 [3]	220	9.3 F	34 F	13 F	11 F	10 F	6.7 F	11 F
gamma-Chlordane	500	300 [3]	- [8]	U	45 J	22 J	72 J	U	U	99 J
p,p'-DDD	200	5,000 [4]	- [8]	19 F	13 F	16 F	23 F	31 F	29 F	39 F
p,p'-DDE	200	5,000 [4]	- [8]	30 F	25	41 J	41 J	56 J	U	U
p,p'-DDT	200	5,000 [4]	- [8]	99 J	230 J	80 J	170 J	150 J	150 J	240 J
aldrin	120	300 [5]	1.73 J - 115 J	U	U	U	U	U	U	U
dieldrin	120	300 [5]	- [8]	74 J	U	66 J	120 J	120 J	120 J	210 J
alpha endosulfan	-	-	- [8]	U	U	U	U	U	U	U
beta endosulfan	-	-	- [8]	U	U	U	U	U	U	U
endosulfan I	-	-	- [8]	U	9.6 J	8.7 F	12 F	U	5.1 F	20 F
endosulfan II	-	-	- [8]	U	U	U	2.6 F	U	U	U
endosulfan sulfate	-	-	- [8]	U	U	U	5.3 F	4.7 F	12 F	U
endrin	25	300 [6]	- [8]	53 J	37 J	32 F	U	56 J	56 J	120 J
endrin aldehyde	-	300 [6]	- [8]	U	UJ	U	U	U	U	U
heptachlor	200	300 [7]	- [8]	15 F	7.3	19 B	17 J	17 J	24 F	3.1 J
heptachlor epoxide	200	300 [7]	- [8]	36 J	27 J	11 F	31 J	25 J	25 J	37 J
methoxychlor	-	-	- [8]	U	12 F	U	3.7 F	4.0 F	4.0 F	10 F
toxaphene	-	5,000	- [8]	U	U	U	U	U	U	U
Other measurements										
% Lipid	-	-	-	0.622	1.48	1.03	1.28	2.58	1.95	0.632
Initial Weight (g)	-	-	-	41.1	48.3	52.3	38	41	25.9	65.1
% Whole Fish [9]	-	-	-	NA	NA	NA	NA	NA	NA	NA

Notes:
F - The analyte was positively identified above the MDL, however, the concentration is below the RL.
J - The analyte was positively identified, but the quantitation is an estimation.
M - A matrix effect was present.
NA - not applicable.
U - The analyte was analysed for, but not detected. The associated numerical value is at or below the MDL.
1 - The PCB piscivorous wildlife criterion of 110 ppb applies to the sum of all PCB congeners.
2 - The PCB fish advisory guideline of 2,000 ppb applies to the sum of all PCB congeners.
3 - The chlordane fish advisory guideline of 300 ppb applies to the sum of all chlordane compounds.
4 - The DDT fish advisory guideline of 5,000 ppb applies to the sum of all DDT, DDE, and DDD compounds.
5 - The aldrin fish advisory guideline of 300 ppb applies to the sum of all aldrin/dieldrin compounds.
6 - The endrin fish advisory guideline of 300 ppb applies to the sum of all endrin/ endrin aldehyde compounds.
7 - The heptachlor fish advisory guideline of 300 ppb applies to the sum of all heptachlor/ heptachlor epoxide compounds.
8 - This compound was not detected in the 1993/4 RI above the NYSDEC Pisc. Wildlife Criteria.
9 - This percentage is the wholefish weight divided by the total fish weight.
- - No piscivorous wildlife criterion or fish advisory guideline is available.
-- - % fillet cannot be calculated from a composite sample.
* OH is offal-and-head sample, WF is whole-fish sample, CO is composite sample, CC is creek chub, and WS is white sucker.
- Indicates an exceedance of the NYS Standards. Samples were compared to the NYSDOH Fish Adv. Guidelines and the NYSDEC Pisc. Wildlife Criteria.

Table 4-8
Sample Location 2 Fish Tissue Analytical Results

Fish Sample ID	NYSDEC Pisc. Wildlife Criteria	NYSDOH Fish Advisory Guideline	1993/4 RI Results (LAW, Dec 1996).	Sample 1	Sample 2	Sample 3	Sample 4	Sample 5	Sample 6	Sample 7	Sample 8	Sample 9	Sample 10
Sample ID				TMCFS0201AA	TMCFS0202AA	TMCFS0203AA	TMCFS0204AA	TMCFS0205AA	TMCFS0206AA	TMCFS0207AA	TMCFS0208AA	TMCFS0209AA	TMCFS0210AA
Sample description *				CO sample of 1 CC	CO sample of 12 CC	CO sample of 15 CC	CO sample of 11 CC	CO sample of 1 WS	CO sample of 3 WS	CO sample of 19 WS	CO sample of 14 WS	CO sample of 9 WS	CO sample of 14 TP
Date of Collection				10/12/2006	10/12/2006	10/12/2006	10/12/2006	10/12/2006	10/12/2006	10/12/2006	10/12/2006	10/12/2006	10/12/2006
Metals (mg/Kg)													
cadmium	-	-	-[8]	0.047 F	U	U	U	U	U	U	U	U	0.076 F
mercury	-	1	0.63 - 0.64	0.088 F	0.047 F	0.052 F	0.055 F	0.050 F	0.052 F	0.057 F	0.059 F	0.057 F	0.010 F
PCBs (µg/Kg)													
aroclor 1016	-[1]	-[2]	-[8]	U	U	U	U	U	U	U	U	U	U
aroclor 1221	-[1]	-[2]	-[8]	U	U	U	U	U	U	U	U	U	U
aroclor 1232	-[1]	-[2]	-[8]	U	U	U	U	U	U	U	U	U	U
aroclor 1242	-[1]	-[2]	-[8]	U	U	U	U	U	U	U	U	U	U
aroclor 1248	-[1]	-[2]	-[8]	U	U	U	U	U	U	U	U	U	U
aroclor 1254	-[1]	-[2]	-[8]	U	U	U	U	U	U	U	U	U	U
aroclor 1260	-[1]	-[2]	2,200-14,400	1220	1160	1140	1130	745	1,190	1,370	1,120	1,220	250
Sum of all PCB congeners	110	2,000	-	1,220	1,160	1,140	1,130	745	1,190	1,370	1,120	1,220	250
Pesticides (µg/Kg)													
alpha BHC	100	-	10.5 J	U	U	UJ	U	U	U	U	U	U	5.7 J
beta BHC	100	-	-[8]	58 J	61 J	UJ	28 J	U	59 J	13 F	44 J	U	33 J
delta BHC	100	-	5 J	U	U	16 F	31 J	U	2.5 F	U	7.3 F	U	25 J
gamma BHC (Lindane)	100	-	-[8]	U	15 F	UJ	U	U	72 J	U	U	U	5.8 J
alpha-Chlordane	500	300[3]	-[8]	U	U	4.3 F	6.7 F	8.7 F	7.7 F	7.0 F	24 J	24 J	2.3 F
gamma-Chlordane	500	300[3]	-[8]	U	U	38 J	38 J	29 J	U	U	U	U	UJ
p,p'-DDD	200	5,000[4]		22 F	19 F	12 F	23 F	12 F	24 F	23 F	25 F	19 F	20 F
p,p'-DDE	200	5,000[4]	160 - 210	87 J	38 J	27 F	57 J	19 F	32 F	45 J	44 J	43 J	4.1 F
p,p'-DDT	200	5,000[4]	10.9 J	130 J	120 J	150 J	110 J	84 J	140 J	150 J	120 J	140 J	48 J
aldrin	120	300[5]	-[8]	U	U	UJ	U	U	2.5 F	U	U	U	UJ
dieldrin	120	300[5]	-[8]	93 J	76 J	61 J	83 J	55 J	86 J	110 J	90 J	89 J	13 J
alpha endosulfan	-	-	-[8]	U	U	UJ	U	U	U	U	U	U	UJ
beta endosulfan	-	-	-[8]	U	U	UJ	U	U	U	U	U	U	UJ
endosulfan I	-	-	-[8]	U	U	2.1 F	2.6 F	4.3 F	6.0 F	8.0 F	5.3 F	8.0 F	0.93 F
endosulfan II	-	-	-[8]	U	U	U	U	U	U	2.0 F	U	U	UJ
endosulfan sulfate	-	-	-[8]	U	9.7 F	UJ	8.7 F	9.7 F	U	14 F	15 F	11 F	15 J
endrin	25	300[6]	-[8]	47 J	42 J	34 J	37 J	35 J	60 J	57 J	76 J	50 J	7.4 J
endrin aldehyde	-	300[6]	-[8]	U	U	UJ	U	U	U	U	U	U	2.6 F
heptachlor	200	300[7]	-[8]	22 J	21 J	33 J	18 J	12 F	21 J	14 F	22 J	18 J	4.6 J
heptachlor epoxide	200	300[7]	28	32 J	24 J	20 J	32 J	13 F	25 J	36 J	29 J	36 J	4.7 J
methoxychlor	-	-	13.8 J	3.3 F	7.0 F	3.2 F	11 F	4.7 F	U	11 F	10 F	7.3 F	UJ
toxaphene	-	5,000	-[8]	U	U	UJ	U	U	U	U	U	U	UJ
Other measurements													
% Lipid	-	-	-	2.18	1.49	2.43	3.68	0.486	0.726	1.69	1.73	1.09	1.01
Initial Weight (g)	-	-	-	40.6	46.8	39	39.1	56.4	41.4	57.3	40.6	52.1	40.6
% Whole Fish [9]	-	-	-	NA	NA	NA	NA	NA	NA	NA	NA	NA	NA

Notes:
F - The analyte was positively identified above the MDL, however, the concentration is below the RL.
J - The analyte was positively identified, but the quantitation is an estimation.
NA - not applicable.
U - The analyte was analysed for, but not detected. The associated numerical value is at or below the MDL.
1 - The PCB piscivorous wildlife criterion of 110 ppb applies to the sum of all PCB congeners.
2 - The PCB fish advisory guideline of 2,000 ppb applies to the sum of all PCB congeners.
3 - The chlordane fish advisory guideline of 300 ppb applies to the sum of all chlordane compounds.
4 - The DDT fish advisory guideline of 5,000 ppb applies to the sum of all DDT, DDE, and DDD compounds.
5 - The aldrin fish advisory guideline of 300 ppb applies to the sum of all aldrin/dieldrin compounds.
6 - The endrin fish advisory guideline of 300 ppb applies to the sum of all endrin/ endrin aldehyde compounds.
7 - The heptachlor fish advisory guideline of 300 ppb applies to the sum of all heptachlor/ heptachlor epoxide compounds.
8 - This compound was not detected in the 1993/4 RI above the NYSDEC Pisc. Wildlife Criteria.
9 - This percentage is the wholefish weight divided by the total fish weight.
- - No piscivorous wildlife criterion or fish advisory guideline is available.
-- - % fillet cannot be calculated from a composite sample.
* CO is composite sample, WF is whole-fish sample, CC is creek chub, TP is Tadpole, and WS is white sucker.
- Indicates an exceedance of the NYS Standards. Samples were compared to the NYSDOH Fish Adv. Guidelines and the NYSDEC Pisc. Wildlife Criteria.

Table 4-11
Sample Location 3 Fish Tissue Analytical Results

Fish Sample ID	NYSDEC Pisc. Wildlife Criteria	NYSDOH Fish Advisory Guideline	1993/4 RI Results (LAW, Dec 1996).	TMCFS0301AA combined with TMCFS0308AA			TMCFS0302AA combined with TMCFS0309AA			TMFS0303AA becomes 2 Samples		
Sample ID				TMCFS0318WF	TMCFS0318HG	Whole fish (mathematically combined).	TMCFS0329WF	TMCFS0329HG	Whole fish (mathematically combined).	TMCFS0303WF	TMCFS0303HG	Whole fish (mathematically combined).
Sample description *				WF sample of 2 CC	OF sample of 2 CC		WF sample of 1 CC and WS	OF sample of 1 CC and WS		WF sample of 1 WS	OH sample of 1 WS	
Date of Collection				10/13/2006	10/13/2006		10/13/2006	10/13/2006		10/13/2006	10/13/2006	
Metals (mg/Kg)												
cadmium	-	-	1.49 J - 2.55 J	U	0.19 F	0.07	U	0.43 F	0.15	U	0.037 F	0.01
mercury	-	1	0.22 - 0.29	0.084 F	0.064 F	0.08	0.086 F	0.039 F	0.07	0.048 F	0.031 F	0.04
PCBs (µg/Kg)												
aroclor 1016	- [1]	- [2]	- [8]	U	U	U	U	U	U	U	U	U
aroclor 1221	- [1]	- [2]	- [8]	U	U	U	U	U	U	U	U	U
aroclor 1232	- [1]	- [2]	- [8]	U	U	U	U	U	U	U	U	U
aroclor 1242	- [1]	- [2]	- [8]	U	U	U	U	U	U	U	U	U
aroclor 1248	- [1]	- [2]	- [8]	U	U	U	U	U	U	U	U	U
aroclor 1254	- [1]	- [2]	- [8]	U	U	U	U	U	U	U	U	U
aroclor 1260	- [1]	- [2]	85J-146J	544	1,800 J	1018.74	576	1,820	998.70	934	3,270	1858.13
Sum of all PCB congeners	110	2,000	-	544	1,800	1018.74	576	1,820	998.70	934	3,270	1858.13
Pesticides (µg/Kg)												
alpha BHC	100	-	- [8]	U	U	U	UJ	UJ	U	UJ	UJ	U
beta BHC	100	-	- [8]	U	U	U	UJ	UJ	U	UJ	UJ	U
delta BHC	100	-	- [8]	U	U	U	UJ	UJ	U	UJ	UJ	U
gamma BHC (Lindane)	100	-	- [8]	U	37 J	13.99	UJ	UJ	U	UJ	UJ	U
alpha-Chlordane	500	300 [3]	82 J - 97 J	4 F	18 J	9.29	7 F	10 F	8.02	8 F	15 F	10.77
gamma-Chlordane	500	300 [3]	- [8]	9.3 F	U	5.78	9.3 F	34 J	17.69	17 J	47 J	28.87
p,p'-DDD	200	5,000 [4]	- [8]	12 F	42 J	23.34	29 F	35 J	31.04	23 F	65 J	39.62
p,p'-DDE	200	5,000 [4]	150 J - 190 J	66 J	150 J	97.75	46 J	88 J	60.27	25 F	71 J	43.20
p,p'-DDT	200	5,000 [4]	- [8]	U	22 J	8.32	100 J	250 J	150.97	UJ	UJ	U
aldrin	120	300 [5]	62 J - 98 J	2.7 F	4.43 F	3.35	UJ	2.29 F	0.78	UJ	2 F	0.79
dieldrin	120	300 [5]	- [8]	19 F	130 J	60.96	47 J	110 J	68.41	UJ	UJ	U
alpha endosulfan	-	-	- [8]	U	U	U	UJ	UJ	U	UJ	UJ	U
beta endosulfan	-	-	- [8]	U	U	U	UJ	UJ	U	UJ	UJ	U
endosulfan I	-	-	- [8]	U	U	U	U	U	U	6 F	U	3.63
endosulfan sulfate	-	-	- [8]	U	5.7 F	2.15	UJ	5.3 F	1.80	3.2 F	9.7 F	5.77
endrin	25	300 [6]	- [8]	15 F	44.3 J	26.07	15 F	41 J	23.83	29 F	71 J	45.62
endrin aldehyde	-	300 [6]	- [8]	U	U	U	UJ	UJ	U	UJ	UJ	U
heptachlor	200	300 [7]	- [8]	U	12 F	4.54	2.7 F	13 F	6.20	6.7 F	15 F	9.98
heptachlor epoxide	200	300 [7]	- [8]	8.3 F	26 J	14.99	15 F	20 J	16.70	9.7 F	28 J	16.94
methoxychlor	-	-	- [8]	4.7 F	14 J	8.22	4.7 F	14 F	7.86	7.7 F	49 F	24.04
toxaphene	-	5,000	- [8]	U	U	U	UJ	UJ	U	UJ	UJ	U
Other measurements												
% Lipid	-	-	-	0.259	2.63	1.16	0.184	1.2	0.53	0	1.19	0.47
Initial Weight (g)	-	-	-	62.7	38.1	100.8	95.4	49.1	144.5	66	43.2	109.2
% Whole Fish [9]	-	-	-	62.2%			66.0%			60.4%		

Notes:
F - The analyte was positively identified above the MDL, however, the concentration is below the RL.
J - The analyte was positively identified, but the quantitation is an estimation.
M - A matrix effect was present.
U - The analyte was analysed for, but not detected. The associated numerical value is at or below the MDL.
UJ - The analyte was analyzed for, but not detected. The quantitation is an approximation.
UM - The analyte was analyzed for, but not detected. A matrix effect was present.
1 - The PCB piscivorous wildlife criterion of 110 ppb applies to the sum of all PCB congeners.
2 - The PCB fish advisory guideline of 2,000 ppb applies to the sum of all PCB congeners.
3 - The chlordane fish advisory guideline of 300 ppb applies to the sum of all chlordane compounds.
4 - The DDT fish advisory guideline of 5,000 ppb applies to the sum of all DDT, DDE, and DDD compounds.
5 - The aldrin fish advisory guideline of 300 ppb applies to the sum of all aldrin/dieldrin compounds.
6 - The endrin fish advisory guideline of 300 ppb applies to the sum of all endrin/ endrin aldehyde compounds.
7 - The heptachlor fish advisory guideline of 300 ppb applies to the sum of all heptachlor/ heptachlor epoxide compounds.
8 - This compound was not detected in the 1993/4 RI above the NYSDEC Pisc. Wildlife Criteria.
9 - This percentage is the wholefish weight divided by the total fish weight.
- - No piscivorous wildlife criterion or fish advisory guideline is available.
* OF is offal sample, WF is whole fish, HG is offal-and-head, CC is creek chub, and WS is white sucker.
- Indicates an exceedance of the NYS Standards. Samples were compared to the NYSDOH Fish Adv. Guidelines and the NYSDEC Pisc. Wildlife Criteria.

Table 4-11 (cont'd.)
Sample Location 3 Fish Tissue Analytical Results

Fish Sample ID				TMFS0304AA becomes 2 Samples			TMCFS0305AA combined with TMCFS0307AA			TMCFS0306AA - MS/MSD Sample	TMCFS0310AA - MS/MSD Sample
Sample ID	**NYSDEC Pisc. Wildlife Criteria**	**NYSDOH Fish Advisory Guideline**	**1993/4 RI Results (LAW, Dec 1996).**	**TMCFS0304WF**	**TMCFS0304HG**	**Whole fish (mathematically combined).**	**TMCFS0357WF**	**TMCFS0357HG**	**Whole fish (mathematically combined).**	**TMCFS0306AA**	**TMCFS0310AA**
Sample description *				**WF sample of 1 WS**	**OH sample of 1 WS**		**WF sample of 2CC and 1 WS**	**OF sample of 2 CC and 1 WS**		**CO sample of 6 WS**	**CO sample of 4 CC**
Date of Collection				**10/13/2006**	**10/13/2006**		**10/13/2006**	**10/13/2006**		**10/13/2006**	**10/13/2006**
Metals (mg/Kg)											
cadmium	-	-	1.49 J - 2.55 J	U	0.088 F	0.04	U	0.18 F	0.07	U	0.33 F
mercury	-	1	0.22 - 0.29	0.077 F	0.046 F	0.06	0.091 F	0.045 F	0.07	0.054 F	0.059 F
PCBs (µg/Kg)											
aroclor 1016	- [1]	- [2]	- [8]	U	U	U	U	U	U	U	U
aroclor 1221	- [1]	- [2]	- [8]	U	U	U	U	U	U	U	U
aroclor 1232	- [1]	- [2]	- [8]	U	U	U	U	U	U	U	U
aroclor 1242	- [1]	- [2]	- [8]	U	U	U	U	U	U	U	U
aroclor 1248	- [1]	- [2]	- [8]	U	U	U	U	U	U	U	U
aroclor 1254	- [1]	- [2]	- [8]	U	U	U	U	U	U	U	U
aroclor 1260	- [1]	- [2]	28 J - 14,100	928	2,430	1578.02	574	1,910 J	1060.01	979	1040
Sum of all PCB congeners	110	2,000	-	928	2430	1578.02	574	1,910	1060.01	979	1040
Pesticides (µg/Kg)											
alpha BHC	100	-	- [8]	U	U	U	U	UJ	U	UJ	U
beta BHC	100	-	- [8]	U	6.3 F	2.73	U	UJ	U	UJ	U
delta BHC	100	-	- [8]	U	41 J	17.74	4 F	UJ	2.54	UJ	U
gamma BHC (Lindane)	100	-	- [8]	U	U	U	U	UJ	U	UJ	U
alpha-Chlordane	500	300 [3]	82 J - 97 J	2.2 F	17 J	8.60	5.7 F	15 F	9.08	UJ	6 F
gamma-Chlordane	500	300 [3]	- [8]	14 F	46 J	27.85	14 F	32 J	20.55	6.5 F	16 F
p,p'-DDD	200	5,000 [4]	- [8]	19 F	48 J	31.55	39 J	50 J	43.00	51 M	19 F
p,p'-DDE	200	5,000 [4]	150 J - 190 J	45 J	110 J	73.13	55 J	130 J	82.28	44 F	46 J
p,p'-DDT	200	5,000 [4]	- [8]	170 J	360 J	252.23	140 J	260 J	183.65	200 M	130 M
aldrin	120	300 [5]	62 J - 98 J	U	2 F	0.87	5.7 F	2.5 F	4.54	UJ	U
dieldrin	120	300 [5]	- [8]	73 J	UJ	41.41	46 J	UJ	29.27	UM	84 M
alpha endosulfan	-	-	- [8]	U	UJ	U	U	UJ	U	UJ	U
beta endosulfan	-	-	- [8]	U	UJ	U	U	UJ	U	U	U
endosulfan I	-	-	- [8]	4.3 F	U	U	U	UJ	U	UJ	UM
endosulfan sulfate	-	-	- [8]	U	10 F	4.33	U	6.3 F	2.29	UM	2.9 F
endrin	25	300 [6]	- [8]	28 F	63 J	43.15	U	43 J	15.64	24 F	25 F
endrin aldehyde	-	300 [6]	- [8]	U	UJ	U	U	UJ	U	UM	UM
heptachlor	200	300 [7]	- [8]	2.3 F	5.7 F	3.77	U	2.2 F	0.80	7.5 F	4 F
heptachlor epoxide	200	300 [7]	- [8]	110 F	23 J	72.35	10 F	21 J	14.00	5.5 F	14 F
methoxychlor	-	-	- [8]	7.3 F	22 F	13.66	5 F	15 F	8.64	8 F	8.4 F
toxaphene	-	5,000	- [8]	U	UJ	U	U	UJ	U	U	U
Other measurements											
% Lipid	-	-	-	0.133	1.24	0.61	0.326	2.27	1.03	1.05	1.6
Initial Weight (g)	-	-	-	50.2	38.3	88.5	79.4	45.4	124.8	161.9	169.4
% Whole Fish	-	-	-	56.7%			#VALUE!			-	-

Notes:
F - The analyte was positively identified above the MDL, however, the concentration is below the RL.
J - The analyte was positively identified, but the quantitation is an estimation.
M - A matrix effect was present.
U - The analyte was analysed for, but not detected. The associated numerical value is at or below the MDL.
UJ - The analyte was analyzed for, but not detected. The quantitation is an approximation.
UM - The analyte was analyzed for, but not detected. A matrix effect was present.
1 - The PCB piscivorous wildlife criterion of 110 ppb applies to the sum of all PCB congeners.
2 - The PCB fish advisory guideline of 2,000 ppb applies to the sum of all PCB congeners.
3 - The chlordane fish advisory guideline of 300 ppb applies to the sum of all chlordane compounds.
4 - The DDT fish advisory guideline of 5,000 ppb applies to the sum of all DDT, DDE, and DDD compounds.
5 - The aldrin fish advisory guideline of 300 ppb applies to the sum of all aldrin/dieldrin compounds.
6 - The endrin fish advisory guideline of 300 ppb applies to the sum of all endrin/ endrin aldehyde compounds.
7 - The heptachlor fish advisory guideline of 300 ppb applies to the sum of all heptachlor/ heptachlor epoxide compounds.
8 - This compound was not detected in the 1993/4 RI above the NYSDEC Pisc. Wildlife Criteria.
9 - This percentage is the wholefish weight divided by the total fish weight.
- - No piscivorous wildlife criterion or fish advisory guideline is available.
* OF is offal sample, WF is whole fish, HG is offal-and-head, CC is creek chub, and WS is white sucker.
- Indicates an exceedance of the NYS Standards. Samples were compared to the NYSDOH Fish Adv. Guidelines and the NYSDEC Pisc. Wildlife Criteria.

Table 4-14
Sample Location 4 Fish Tissue Analytical Results

Fish Sample ID			TMCFS0401AA combined with TMCFS0402AA			TMCFS0403AA combined with TMCFS0404AA			TMCFS0405AA combined with TMCFS0406AA		
Sample ID	**NYSDEC Pisc. Wildlife Criteria**	**NYSDOH Fish Advisory Guideline**	**TMCFS0412WF**	**TMCFS0412HG - combined with TMCFS0434HG**	**Whole fish (mathematically combined).**	**TMCFS0434WF**	**TMCFS0434HG - combined with TMCFS0412HG**	**Whole fish (mathematically combined).**	**TMCFS0456WF**	**TMCFS0456HG - combined with TMCFS0478HG and TMCFS04991HG**	**Whole fish (mathematically combined).**
Sample description *			**WF sample of 2 CC**	**OF sample of 2 CC**		**WF sample of 5 CC**	**OF sample of 5 CC**		**WF sample of 3 WS**	**OH sample of 3 WS**	
Date of Collection			**10/13/2006**	**10/13/2006**		**10/13/2006**	**10/13/2006**		**10/13/2006**	**10/13/2006**	
Metals (mg/Kg)											
cadmium	-	-	0.17 F	0.33 F	0.24	U	0.33 F	0.13	U	0.07	0.03
mercury	-	1	0.13	0.059 F	0.10	0.074 F	0.059 F	0.07	0.041 F	0.02	0.03
PCBs (µg/Kg)											
aroclor 1016	- [1]	- [2]	U	U	U	U	U	U	U	U	U
aroclor 1221	- [1]	- [2]	U	U	U	U	U	U	U	U	U
aroclor 1232	- [1]	- [2]	U	U	U	U	U	U	U	U	U
aroclor 1242	- [1]	- [2]	U	U	U	U	U	U	U	U	U
aroclor 1248	- [1]	- [2]	U	U	U	U	U	U	U	U	U
aroclor 1254	- [1]	- [2]	U	U	U	U	U	U	U	U	U
aroclor 1260	- [1]	- [2]	859	2740 J	1628.91	1060	2740 J	1699.70	1180	4563.03	2405.74
Sum of all PCB congeners	110	2,000	859	2740	1628.91	1060	2740	1699.70	1180	4563.03	2405.74
Pesticides (µg/Kg)											
alpha BHC	100	-	U	UJ	U	U	UJ	U	U	U	U
beta BHC	100	-	U	11 F	4.50	U	11 F	4.19	U	U	U
delta BHC	100	-	U	UJ	U	U	UJ	U	U	15.85	5.74
gamma BHC (Lindane)	100	-	U	UJ	U	U	UJ	U	U	33.00	11.96
alpha-Chlordane	500	300 [3]	6.7 F	27 J	15.01	7.7 F	27 J	15.05	8.7 F	25.38	14.74
gamma-Chlordane	500	300 [3]	14 F	56 J	31.19	19 J	56 J	33.09	15 F	20.00	16.81
p,p'-DDD	200	5,000 [4]	29 F	69 J	45.37	17 F	69 J	36.80	23 F	71.38	40.53
p,p'-DDE	200	5,000 [4]	33 J	82 J	53.06	23 F	82 J	45.47	20 F	69.38	37.89
p,p'-DDT	200	5,000 [4]	140 J	380 J	238.23	130 J	380 J	225.19	170 J	496.23	288.20
aldrin	120	300 [5]	U	UJ	U	U	UJ	U	U	4.49	1.63
dieldrin	120	300 [5]	72 J	220 J	132.58	U	220 J	83.77	F	U	U
endosulfan I	-	-	U	9 F	3.68	U	9 F	3.43	7.3 F	14.38	9.87
endosulfan II	-	-	U	5.3 F	2.17	U	5.3 F	2.02	2 F	9.13	4.58
alpha endosulfan	-	-	U	UJ	U	U	UJ	U	U	U	U
beta endosulfan	-	-	U	UJ	U	U	UJ	U	U	U	U
endosulfan sulfate	-	-	U	UJ	U	U	UJ	U	2.6 F	12.38	6.14
endrin	25	300 [6]	21 F	73 J	42.28	U	73 J	27.80	29 F	87.75	50.29
endrin aldehyde	-	300 [6]	U	UJ	U	U	UJ	U	UJ	U	U
heptachlor	200	300 [7]	11 F	12 F	11.41	4 F	12 F	7.05	6 F	15.87	9.58
heptachlor epoxide	200	300 [7]	12 F	39 J	23.05	19 J	39 J	26.62	12 F	34.00	19.97
methoxychlor	-	-	U	21 F	8.60	6.7 F	21 F	12.15	9 F	29.38	16.38
toxaphene	-	5,000	U	UJ	U	U	UJ	U	U	U	U
Other measurements											
% Lipid			1.51	4.27	2.64	1.14	4.27	2.33	0.584	2.45	1.26
Initial Weight (g)			49.5	34.3	83.8	49.6	30.5	80.1	52.8	30	82.8
% Whole Fish [9]			59.1%			61.9%			63.8%		

Notes:
F - The analyte was positively identified above the MDL, however, the concentration is below the RL.
U - The analyte was analysed for, but not detected. The associated numerical value is at or below the MDL.
UJ - The analyte was analyzed for, but not detected. The quantitation is an approximation.
1 - The PCB piscivorous wildlife criterion of 110 ppb applies to the sum of all PCB congeners.
2 - The PCB fish advisory guideline of 2,000 ppb applies to the sum of all PCB congeners.
3 - The chlordane fish advisory guideline of 300 ppb applies to the sum of all chlordane compounds.
4 - The DDT fish advisory guideline of 5,000 ppb applies to the sum of all DDT, DDE, and DDD compounds.
5 - The aldrin fish advisory guideline of 300 ppb applies to the sum of all aldrin/dieldrin compounds.
6 - The endrin fish advisory guideline of 300 ppb applies to the sum of all endrin/ endrin aldehyde compounds.
7 - The heptachlor fish advisory guideline of 300 ppb applies to the sum of all heptachlor/ heptachlor epoxide compounds.
8 - This compound was not detected in the 1993/4 RI above the NYSDEC Pisc. Wildlife Criteria.
9 - This percentage is the wholefish weight divided by the total fish weight.
- - No piscivorous wildlife criterion or fish advisory guideline is available.
* OF is offal sample, WF is whole fish, HG is offal-and-head, CC is creek chub, and WS is white sucker.
- Indicates an exceedance of the NYS Standards. Samples were compared to the NYSDOH Fish Adv. Guidelines and the NYSDEC Pisc. Wildlife Criteria.

Table 4-14 (cont'd.)
Sample Location 4 Fish Tissue Analytical Results

Fish Sample ID	NYSDEC Pisc. Wildlife Criteria	NYSDOH Fish Advisory Guideline	TMCFS0407AA combined with TMCFS0408AA			TMCFS0409AA combined with TMCFS0410AA		
Sample ID			**TMCFS0478WF**	**TMCFS0478HG - combined with TMCFS0456HG and TMCFS04991HG**	**Whole fish (mathematically combined).**	**TMCFS0491WF**	**TMCFS0491HG - combined with TMCFS0456HG and TMCFS0478HG**	**Whole fish (mathematically combined).**
Sample description *			**WF sample of 3 WS**	**OH sample of 3 WS**		**WF sample of 4 WS**	**OH sample of 4 WS**	
Date of Collection			**10/13/2006**	**10/13/2006**		**10/13/2006**	**10/13/2006**	
Metals (mg/Kg)								
cadmium	-	-	U	0.07	0.02	U	0.07	0.02
mercury	-	1	0.046 F	0.02	0.04	0.043 F	0.02	0.04
PCBs (µg/Kg)								
aroclor 1016	-[1]	-[2]	U	U	U	U	U	U
aroclor 1221	-[1]	-[2]	U	U	U	U	U	U
aroclor 1232	-[1]	-[2]	U	U	U	U	U	U
aroclor 1242	-[1]	-[2]	U	U	U	U	U	U
aroclor 1248	-[1]	-[2]	U	U	U	U	U	U
aroclor 1254	-[1]	-[2]	U	U	U	U	U	U
aroclor 1260	-[1]	-[2]	1390	4563.03	2399.96	5500	4563.03	5192.56
Sum of all PCB congeners	110	2,000	1390	4563.03	2399.96	5500	4563.03	5192.56
Pesticides (µg/Kg)								
alpha BHC	100	-	UJ	U	U	U	U	U
beta BHC	100	-	UJ	U	U	U	U	U
delta BHC	100	-	UJ	15.85	5.04	U	15.85	5.20
gamma BHC (Lindane)	100	-	UJ	33.00	10.50	U	33.00	10.83
alpha-Chlordane	500	300[3]	10 F	25.38	14.90	28 J	25.38	27.14
gamma-Chlordane	500	300[3]	21 J	20.00	20.68	80 J	20.00	60.31
p,p'-DDD	200	5,000[4]	28 F	71.38	41.81	93 J	71.38	85.91
p,p'-DDE	200	5,000[4]	25 F	69.38	39.13	92 J	69.38	84.58
p,p'-DDT	200	5,000[4]	220 J	496.23	307.92	570 J	496.23	545.79
aldrin	120	300[5]	UJ	4.49	1.43	2.9 F	4.49	3.42
dieldrin	120	300[5]	UJ	U	U	U	U	U
endosulfan I	-	-	8.7 F	14.38	10.51	U	14.38	4.72
endosulfan II	-	-	UJ	9.13	2.91	U	9.13	3.00
alpha endosulfan	-	-	UJ	U	U	U	U	U
beta endosulfan	-	-	UJ	U	U	U	U	U
endosulfan sulfate	-	-	UJ	12.38	3.94	15 F	12.38	14.14
endrin	25	300[6]	36 J	87.75	52.47	90 J	87.75	89.26
endrin aldehyde	-	300[6]	UJ	U	U	UJ	U	U
heptachlor	200	300[7]	14 F	15.87	14.60	12 F	15.87	13.27
heptachlor epoxide	200	300[7]	17 J	34.00	22.41	52 J	34.00	46.09
methoxychlor	-	-	9 F	29.38	15.49	32 F	29.38	31.14
toxaphene	-	5,000	UJ	U	U	U	U	U
Other measurements								
% Lipid			0.684	2.45	1.25	3.66	2.45	3.26
Initial Weight (g)			54.4	25.4	79.8	60.2	29.4	89.6
% Whole Fish [9]			68.2%			67.2%		

Notes:
F - The analyte was positively identified above the MDL, however, the concentration is below the RL.
U - The analyte was analysed for, but not detected. The associated numerical value is at or below the MDL.
UJ - The analyte was analyzed for, but not detected. The quantitation is an approximation.
1 - The PCB piscivorous wildlife criterion of 110 ppb applies to the sum of all PCB congeners.
2 - The PCB fish advisory guideline of 2,000 ppb applies to the sum of all PCB congeners.
3 - The chlordane fish advisory guideline of 300 ppb applies to the sum of all chlordane compounds.
4 - The DDT fish advisory guideline of 5,000 ppb applies to the sum of all DDT, DDE, and DDD compounds.
5 - The aldrin fish advisory guideline of 300 ppb applies to the sum of all aldrin/dieldrin compounds.
6 - The endrin fish advisory guideline of 300 ppb applies to the sum of all endrin/ endrin aldehyde compounds.
7 - The heptachlor fish advisory guideline of 300 ppb applies to the sum of all heptachlor/ heptachlor epoxide compounds.
8 - This compound was not detected in the 1993/4 RI above the NYSDEC Pisc. Wildlife Criteria.
9 - This percentage is the wholefish weight divided by the total fish weight.
- - No piscivorous wildlife criterion or fish advisory guideline is available.
* OF is offal sample, WF is whole fish, HG is offal-and-head, CC is creek chub, and WS is white sucker.
- Indicates an exceedance of the NYS Standards. Samples were compared to the NYSDOH Fish Adv. Guidelines and the NYSDEC Pisc. Wildlife Criteria.

Table 4-17
Sample Location 5 Fish Tissue Analytical Results

Fish Sample ID			**TMCFS0501AA combined with TMCFS0502AA**			**TMFS0503AA becomes 2 Samples**			**TMCFS0504AA combined with TMCFS0505AA**		
Sample ID	**NYSDEC Pisc. Wildlife Criteria**	**NYSDOH Fish Advisory Guideline**	**TMCFS0512WF**	**TMCFS0512HG - COMBINED WITH TMCFS0503HG and TMCFD0545HG**	**Whole fish (mathematically combined).**	**TMCFS0503WF**	**TMCFS0503HG - COMBINED WITH TMCFS0512HG and TMCFD0545HG**	**Whole fish (mathematically combined).**	**TMCFS0545WF**	**TMCFS0545HG - COMBINED WITH TMCFS0503HG and TMCFD0512HG**	**Whole fish (mathematically combined).**
Sample description *			**WF sample of 2 WS**	**OF sample of 2 WS**		**WF sample of 1 WS**	**OF sample of 1 WS**		**WF sample of 4 WS**	**OF sample of 4 WS**	
Date of Collection			**10/13/2006**	**10/13/2006**		**10/13/2006**	**10/13/2006**		**10/13/2006**	**10/13/2006**	
Metals (mg/Kg)											
cadmium	-	-	U	0.13	0.04	U	0.13	0.04	0.036 F	0.13	0.07
mercury	-	1	0.049 F	0.01	0.04	0.042 F	0.01	0.03	0.035 F	0.01	0.03
PCBs (µg/Kg)											
aroclor 1016	- [1]	- [2]	U	U	U	U	U	U	U	U	U
aroclor 1221	- [1]	- [2]	U	U	U	U	U	U	U	U	U
aroclor 1232	- [1]	- [2]	U	U	U	U	U	U	U	U	U
aroclor 1242	- [1]	- [2]	U	U	U	U	U	U	U	U	U
aroclor 1248	- [1]	- [2]	U	U	U	U	U	U	U	U	U
aroclor 1254	- [1]	- [2]	U	U	U	U	U	U	U	U	U
aroclor 1260	- [1]	- [2]	1130	3739.78	1945.56	2020 J	3739.78	2576.91	1330 J	3739.78	2075.29
Sum of all PCB congeners	110	2,000	1130	3739.78	1945.56	2020	3739.78	2576.91	1330	3739.78	2075.29
Pesticides (µg/Kg)											
alpha BHC	100	-	UJ	U	U	UJ	U	U	UJ	U	U
beta BHC	100	-	UJ	U	U	UJ	U	U	UJ	U	U
delta BHC	100	-	UJ	U	U	UJ	U	U	UJ	U	U
gamma BHC (Lindane)	100	-	UJ	U	U	UJ	U	U	UJ	U	U
alpha-Chlordane	500	300[3]	7 F	23.47	12.15	17 J	23.47	19.10	5.5 F	23.47	11.06
gamma-Chlordane	500	300[3]	18 J	52.93	28.92	41 J	52.93	44.86	11 F	52.93	23.97
p,p'-DDD	200	5,000[4]	35 J	82.38	49.81	53	82.38	62.51	21 F	82.38	39.98
p,p'-DDE	200	5,000[4]	24 F	70.93	38.67	45 J	70.93	53.40	22 F	70.93	37.13
p,p'-DDT	200	5,000[4]	180 J	439.50	261.09	290 J	439.50	338.41	160 J	439.50	246.44
aldrin	120	300[5]	UJ	3.84	1.20	UJ	3.84	1.24	2.2 F	3.84	2.71
dieldrin	120	300[5]	UJ	U	U	UJ	U	U	60 J	U	41.44
endosulfan I	-	-	U	5.98	1.87	8 F	5.98	7.35	UJ	5.98	1.85
endosulfan II	-	-	U	2.99	0.93	UJ	2.99	0.97	UJ	2.99	0.92
alpha endosulfan	-	-	UJ	U	U	UJ	U	U	UJ	U	U
beta endosulfan	-	-	UJ	U	U	UJ	U	U	UJ	U	U
endosulfan sulfate	-	-	2.4 F	1.86	2.23	4.7 F	1.86	3.78	UJ	1.86	0.58
endrin	25	300[6]	26 F	63.91	37.85	41 J	63.91	48.42	24 F	63.91	36.34
endrin aldehyde	-	300[6]	UJ	U	U	UJ	U	U	UJ	U	U
heptachlor	200	300[7]	8 F	8.15	8.05	6.3 F	8.15	6.90	12 F	8.15	10.81
heptachlor epoxide	200	300[7]	12 F	35.46	19.33	27 J	35.46	29.74	12 F	35.46	19.26
methoxychlor	-	-	6.3 F	22.71	11.43	12 F	22.71	15.47	6 F	22.71	11.17
toxaphene	-	5,000	UJ	U	U	UJ	U	U	UJ	U	U
Other measurements											
% Lipid			0.42	2.32	1.01	0.651	2.32	1.19	0.125	2.32	0.80
Initial Weight (g)			70.4	32	102.4	66.4	31.8	98.2	73.7	33	106.7
% Whole Fish [9]			68.8%			67.6%			69.1%		

Notes:
F - The analyte was positively identified above the MDL, however, the concentration is below the RL.
U - The analyte was analysed for, but not detected. The associated numerical value is at or below the MDL.
UJ - The analyte was analyzed for, but not detected. The quantitation is an approximation.

1 - The PCB piscivorous wildlife criterion of 110 ppb applies to the sum of all PCB congeners.
2 - The PCB fish advisory guideline of 2,000 ppb applies to the sum of all PCB congeners.
3 - The chlordane fish advisory guideline of 300 ppb applies to the sum of all chlordane compounds.
4 - The DDT fish advisory guideline of 5,000 ppb applies to the sum of all DDT, DDE, and DDD compounds.
5 - The aldrin fish advisory guideline of 300 ppb applies to the sum of all aldrin/dieldrin compounds.
6 - The endrin fish advisory guideline of 300 ppb applies to the sum of all endrin/ endrin aldehyde compounds.
7 - The heptachlor fish advisory guideline of 300 ppb applies to the sum of all heptachlor/ heptachlor epoxide compounds.
8 - This compound was not detected in the 1993/4 RI above the NYSDEC Pisc. Wildlife Criteria.
9 - This percentage is the wholefish weight divided by the total fish weight.
- - No piscivorous wildlife criterion or fish advisory guideline is available.
* OF is offal sample, WF is whole fish, HG is offal-and-head, CC is creek chub, and WS is white sucker.
- Indicates an exceedance of the NYS Standards. Samples were compared to the NYSDOH Fish Adv. Guidelines and the NYSDEC Pisc. Wildlife Criteria.

Table 4-17 (cont'd.)
Sample Location 5 Fish Tissue Analytical Results

Fish Sample ID			TMCFS0506AA combined with TMCFS0507AA			TMCFS0508AA combined with TMCFS0509AA			TMCFS0510AA - MS/MSD Sample
Sample ID	NYSDEC Pisc. Wildlife Criteria	NYSDOH Fish Advisory Guideline	TMCFS0567WF	TMCFS0567HG	Whole fish (mathematically combined).	TMCFS0589WF	TMCFS0589HG	Whole fish (mathematically combined).	TMCFS0510AA
Sample description *			WF sample of 2 CC	OF sample of 2 CC		WF sample of 4 WS	OF sample of 4 WS		CO sample of 4 CC
Date of Collection			10/13/2006	10/13/2006		10/13/2006	10/13/2006		10/22/2004
Metals (mg/Kg)									
cadmium	-	-	U	0.22 F	0.08	0.044 F	0.22 F	0.11	0.12 F
mercury	-	1	0.068 F	0.034 F	0.06	0.061 F	0.044 F	0.05	0.051 F
PCBs (µg/Kg)									
aroclor 1016	- [1]	- [2]	U	U	U	U	U	U	U
aroclor 1221	- [1]	- [2]	U	U	U	U	U	U	U
aroclor 1232	- [1]	- [2]	U	U	U	U	U	U	U
aroclor 1242	- [1]	- [2]	U	U	U	U	U	U	U
aroclor 1248	- [1]	- [2]	U	U	U	U	U	U	U
aroclor 1254	- [1]	- [2]	U	U	U	U	U	U	U
aroclor 1260	- [1]	- [2]	1300	4060	2271.48	1080 J	4430	2303.26	1750 J
Sum of all PCB congeners	110	2,000	1300	4060	2271.48	1080	4430	2303.26	1750
Pesticides (µg/Kg)									
alpha BHC	100	-	U	8.7 F	3.06	U	U	U	U
beta BHC	100	-	U	36 J	12.67	U	32 J	11.68	23 M
delta BHC	100	-	U	29 J	10.21	U	72 J	26.29	U
gamma BHC (Lindane)	100	-	U	U	U	U	34 J	12.42	U
alpha-Chlordane	500	300 [3]	7 F	20 J	11.58	7 F	21 J	12.11	12 F
gamma-Chlordane	500	300 [3]	21 J	52 J	31.91	22 J	64 J	37.34	31 J
p,p'-DDD	200	5,000 [4]	30 F	49 J	36.69	32 F	59 J	41.86	39 F
p,p'-DDE	200	5,000 [4]	25 F	65 J	39.08	27 F	87 J	48.91	49 J
p,p'-DDT	200	5,000 [4]	U	430 J	151.35	170 J	460 J	275.89	280 M
aldrin	120	300 [5]	U	4.3 F	1.51	U	3 F	1.10	U
dieldrin	120	300 [5]	U	210 J	73.92	U	210 J	76.68	120 M
endosulfan I	-	-	U	U	U	U	U	U	
endosulfan II	-	-	1.1 F	2.5 F	1.59	U	2.7 F	0.99	1.6 F
alpha endosulfan	-	-	U	U	U	U	U	U	U
beta endosulfan	-	-	U	U	U	U	U	U	U
endosulfan sulfate	-	-	2.3 F	11 F	5.36	U	11 F	4.02	5.2 F
endrin	25	300 [6]	36 J	81 J	51.84	25 F	71 J	41.80	41 J
endrin aldehyde	-	300 [6]	UJ	UJ	U	UJ	UJ	U	UM
heptachlor	200	300 [7]	2.6 F	15 F	6.96	2.9 F	19 J	8.78	10 F
heptachlor epoxide	200	300 [7]	14 F	31 J	19.98	22 J	50 J	32.22	27 M
methoxychlor	-	-	7.7 F	U	4.99	7.3 F	19 F	11.57	14 F
toxaphene	-	5,000	U	U	U	U	U	U	U
Other measurements									
% Lipid			0.296	1.21	0.62	0.486	63.7	23.57	0.667
Initial Weight (g)			79.9	43.4	123.3	68.5	39.4	107.9	178.7
% Whole Fish [9]			64.8%			63.5%			

Notes:
F - The analyte was positively identified above the MDL, however, the concentration is below the RL.
U - The analyte was analysed for, but not detected. The associated numerical value is at or below the MDL.
UJ - The analyte was analyzed for, but not detected. The quantitation is an approximation.
UM - The analyte was analyzed for, but not detected. A matrix effect was present.
1 - The PCB piscivorous wildlife criterion of 110 ppb applies to the sum of all PCB congeners.
2 - The PCB fish advisory guideline of 2,000 ppb applies to the sum of all PCB congeners.
3 - The chlordane fish advisory guideline of 300 ppb applies to the sum of all chlordane compounds.
4 - The DDT fish advisory guideline of 5,000 ppb applies to the sum of all DDT, DDE, and DDD compounds.
5 - The aldrin fish advisory guideline of 300 ppb applies to the sum of all aldrin/dieldrin compounds.
6 - The endrin fish advisory guideline of 300 ppb applies to the sum of all endrin/ endrin aldehyde compounds.
7 - The heptachlor fish advisory guideline of 300 ppb applies to the sum of all heptachlor/ heptachlor epoxide compounds.
8 - This compound was not detected in the 1993/4 RI above the NYSDEC Pisc. Wildlife Criteria.
9 - This percentage is the wholefish weight divided by the total fish weight.
- - No piscivorous wildlife criterion or fish advisory guideline is available.
* OF is offal sample, WF is whole fish, HG is offal-and-head, CC is creek chub, and WS is white sucker.
- Indicates an exceedance of the NYS Standards. Samples were compared to the NYSDOH Fish Adv. Guidelines and the NYSDEC Pisc. Wildlife Criteria.

2009
Sample Location TMC-1 Fish Tissue Analytical Results

Fish Sample ID	NYSDEC Pisc. Wildlife Criteria	NYSDOH Fish Advisory Guideline	Sample 1	Sample 2	Sample 3	Sample 4	Sample 5	Sample 6	Sample 7	Sample 8	Sample 9	Sample 10
Sample ID			TMCFS0101BB	TMCFS0102BB	TMCFS0103BB	TMCFS0104BB	TMCFS0105BB	TMCFS0106BB	TMCFS0107BB	TMCFS0108BB	TMCFS0109BB	TMCFS0110BB
Sample description *			1 CC	2 CC	1 CC	1 WS	1 WS	2 WS	1 WS	1 WS	2 CC	2 CC
Date of Collection			10/6/2009	10/6/2009	10/6/2009	10/6/2009	10/6/2009	10/6/2009	10/6/2009	10/6/2009	10/6/2009	10/6/2009
Metals (µg/g)												
cadmium	-	-	U	0.12 F	U	U	U	U	U	U	U	U
mercury	-	1	0.016 F	0.085 F	0.011 F	0.048 F	0.021 F	0.018 F	0.033 F	0.013 F	0.024 F	0.020 F
PCBs (µg/Kg)												
aroclor 1016	- [1]	- [2]	U	U	NA	U	UJ	U	U	U	NA	U
aroclor 1221	- [1]	- [2]	U	U	NA	U	UJ	U	U	U	NA	U
aroclor 1232	- [1]	- [2]	U	U	NA	U	UJ	U	U	U	NA	U
aroclor 1242	- [1]	- [2]	U	U	NA	U	UJ	U	U	U	NA	U
aroclor 1248	- [1]	- [2]	U	U	NA	U	UJ	U	U	U	NA	U
aroclor 1254	- [1]	- [2]	U	U	NA	U	UJ	U	U	U	NA	U
aroclor 1260	- [1]	- [2]	1,350	662	NA	691	4,220 J	1,290	670	3,790	NA	1,100
Sum of all PCB congeners	110	2,000	1,350	662	NA	691	4,220	1,290	670	3,790	NA	1,100
Pesticides (µg/Kg)												
alpha BHC	100	-	UJ	UJ	NA	UJ	UJ	UJ	UJ	UJ	NA	UJ
beta BHC	100	-	UJ	UJ	NA	UJ	UJ	UJ	UJ	UJ	NA	UJ
delta BHC	100	-	UJ	UJ	NA	UJ	UJ	UJ	UJ	UJ	NA	UJ
gamma BHC (Lindane)	100	-	UJ	UJ	NA	UJ	UJ	UJ	UJ	UJ	NA	UJ
alpha-Chlordane	500	300 [3]	UJ	UJ	NA	UJ	UJ	UJ	UJ	UJ	NA	UJ
gamma-Chlordane	500	300 [3]	UM	UM	NA	UM	UM	UM	UM	UM	NA	40 F
p,p'-DDD	200	5,000 [4]	UJ	UJ	NA	UJ	UJ	UJ	UJ	UJ	NA	UJ
p,p'-DDE	200	5,000 [4]	140 F	50 F	NA	50 F	230 F	UM	UM	UM	NA	120 F
p,p'-DDT	200	5,000 [4]	UJ	UJ	NA	UJ	UJ	UJ	UJ	UJ	NA	UJ
aldrin	120	300 [5]	UJ	UJ	NA	UJ	UJ	UJ	UJ	UJ	NA	UJ
dieldrin	120	300 [5]	UJ	UJ	NA	UJ	UJ	UJ	UJ	UJ	NA	UJ
alpha endosulfan	-	-	UJ	UJ	NA	UJ	UJ	UJ	UJ	UJ	NA	UJ
beta endosulfan	-	-	UJ	UJ	NA	UJ	UJ	UJ	UJ	UJ	NA	UJ
endosulfan sulfate	-	-	UJ	UJ	NA	UJ	UJ	UJ	UJ	UJ	NA	UJ
endrin	25	300 [6]	UJ	UJ	NA	UJ	170 F	77 F	UJ	180 F	NA	UJ
endrin aldehyde	-	300 [6]	UJ	UJ	NA	UJ	UJ	UJ	UJ	UJ	NA	UJ
heptachlor	200	300 [7]	UJ	UJ	NA	UJ	UJ	UJ	UJ	UJ	NA	UJ
heptachlor epoxide	200	300 [7]	UJ	UJ	NA	UJ	UJ	UJ	UJ	UJ	NA	UJ
methoxychlor	-	-	UJ	UJ	NA	UJ	UJ	UJ	UJ	UJ	NA	UJ
toxaphene	-	5,000	UJ	UJ	NA	UJ	UJ	UJ	UJ	UJ	NA	UJ
Other measurements												
% Lipid			1.7	1.7	1.9	0.7	2.4	1.1	0.5	3.0	2.7	1.2

2009
Sample Location TMC-2 Fish Tissue Analytical Results

Fish Sample ID	NYSDEC	NYSDOH	Sample 1	Sample 2	Sample 3	Sample 4	Sample 5	Sample 6	Sample 7	Sample 8	Sample 9	Sample 10
Sample ID	Pisc.	Fish	TMCFS0201BB	TMCFS0202BB	TMCFS0203BB	TMCFS0204BB	TMCFS0205BB	TMCFS0206BB	TMCFS0207BB	TMCFS0208BB	TMCFS0209BB	TMCFS0210BB
Sample description *	Wildlife	Advisory	1 WS	1 WS	1 WS	1 WS	7 WS	2 CC	4 CC	1 CC	2 CC	1 CC
Date of Collection	Criteria	Guideline	10/6/2009	10/6/2009	10/6/2009	10/6/2009	10/6/2009	10/6/2009	10/6/2009	10/6/2009	10/6/2009	10/6/2009
Metals (µg/g)												
cadmium	-	-	U	U	U	U	U	U	U	U	U	U
mercury	-	1	0.040 F	0.019 F	0.053 F	0.019 F	0.025 F	0.038 F	0.026 F	0.012 F	0.051 F	0.031 F
PCBs (µg/Kg)												
aroclor 1016	- [1]	- [2]	U	U	U	U	U	U	U	U	U	U
aroclor 1221	- [1]	- [2]	U	U	U	U	U	U	U	U	U	U
aroclor 1232	- [1]	- [2]	U	U	U	U	U	U	U	U	U	U
aroclor 1242	- [1]	- [2]	U	U	U	U	U	U	U	U	U	U
aroclor 1248	- [1]	- [2]	U	U	U	U	U	U	U	U	U	U
aroclor 1254	- [1]	- [2]	U	U	U	U	U	U	U	U	U	U
aroclor 1260	- [1]	- [2]	1,050 J	1,080 J	819	1,530	501	694	1,100	458	1,280	578
Sum of all PCB congeners	110	2,000	1,050	1,080	819	1,530	501	694	1,100	458	1,280	578
Pesticides (µg/Kg)												
alpha BHC	100	-	UJ	UJ	UJ	UJ	UJ	UJ	UJ	UJ	UJ	UJ
beta BHC	100	-	UJ	UJ	UJ	UJ	UJ	UJ	UJ	UJ	UJ	UJ
delta BHC	100	-	UJ	UJ	UJ	UJ	UJ	UJ	UJ	UJ	UJ	UJ
gamma BHC (Lindane)	100	-	UJ	UJ	UJ	UJ	UJ	UJ	UJ	UJ	UJ	UJ
alpha-Chlordane	500	300 [3]	UJ	UJ	UJ	UJ	UJ	UJ	UJ	UJ	UJ	UJ
gamma-Chlordane	500	300 [3]	UM	UM	UM	UM	UM	UM	UM	UM	UM	UM
p,p'-DDD	200	5,000 [4]	UJ	UJ	UJ	UJ	UJ	UJ	UJ	UJ	UJ	UJ
p,p'-DDE	200	5,000 [4]	UJ	150 F	43 F	UM	57 F	43 F	67 F	190 F	130 F	170 F
p,p'-DDT	200	5,000 [4]	UM	UM	UJ	UJ	UJ	UJ	UJ	UJ	UJ	UJ
aldrin	120	300 [5]	UJ	UJ	UJ	UJ	UJ	UJ	UJ	UJ	UJ	UJ
dieldrin	120	300 [5]	UJ	UJ	UJ	UJ	UJ	UJ	UJ	UJ	UJ	UJ
alpha endosulfan	-	-	UJ	UJ	UJ	UJ	UJ	UJ	UJ	UJ	UJ	UJ
beta endosulfan	-	-	UJ	UJ	UJ	UJ	UJ	UJ	UJ	UJ	UJ	UJ
endosulfan sulfate	-	-	UJ	UJ	UJ	UJ	UJ	UJ	UJ	UJ	UJ	UJ
endrin	25	300 [6]	UJ	UJ	UJ	UJ	UJ	UJ	UJ	UJ	UJ	UJ
endrin aldehyde	-	300 [6]	UJ	UJ	UJ	UJ	UJ	UJ	UJ	UJ	UJ	UJ
heptachlor	200	300 [7]	UJ	UJ	UJ	UJ	UJ	UJ	UJ	UJ	UJ	UJ
heptachlor epoxide	200	300 [7]	UJ	UJ	UJ	UJ	UJ	UJ	UJ	UJ	UJ	UJ
methoxychlor	-	-	UJ	UJ	UJ	UJ	UJ	UJ	UJ	UJ	UJ	UJ
toxaphene	-	5,000	UJ	UJ	UJ	UJ	UJ	UJ	UJ	UJ	UJ	UJ
Other measurements												
% Lipid			1.9	1.3	0	1.1	1.7	1.5	2.1	1.6	3.5	1.2

2009
Sample Location TMC-3 Fish Tissue Analytical Results

Fish Sample ID	NYSDEC	NYSDOH	Sample 1	Sample 2	Sample 3	Sample 4	Sample 5	Sample 6	Sample 7	Sample 8	Sample 9	Sample 10
Sample ID	Pisc.	Fish	TMCFS0301BB	TMCFS0302BB	TMCFS0303BB	TMCFS0304BB	TMCFS0305BB	TMCFS0306BB	TMCFS0307BB	TMCFS0308BB	TMCFS0309BB	TMCFS0310BB
Sample description *	Wildlife	Advisory	1WS	1 WS	1 WS	1 WS	1 WS	1 CC	2 CC	2 CC	2 CC	3 CC
Date of Collection	Criteria	Guideline	10/6/2009	10/6/2009	10/6/2009	10/6/2009	10/6/2009	10/6/2009	10/6/2009	10/6/2009	10/6/2009	10/6/2009
Metals (µg/g)												
cadmium	-	-	U	U	U	U	U	U	U	U	U	U
mercury	-	1	0.026 F	0.013 F	0.045 F	0.025 F	0.022 F	0.016 F	0.032 F	0.027 F	0.017 F	0.022 F
PCBs (µg/Kg)												
aroclor 1016	- [1]	- [2]	U	U	U	UJ	U	U	U	U	U	U
aroclor 1221	- [1]	- [2]	U	U	U	UJ	U	U	U	U	U	U
aroclor 1232	- [1]	- [2]	U	U	U	UJ	U	U	U	U	U	U
aroclor 1242	- [1]	- [2]	U	U	U	UJ	U	U	U	U	U	U
aroclor 1248	- [1]	- [2]	U	U	U	UJ	U	U	U	U	U	U
aroclor 1254	- [1]	- [2]	U	U	U	UJ	U	U	U	U	U	U
aroclor 1260	- [1]	- [2]	645	2,590	1,130	4,300 J	2,540	658	633	1,640	611	939
Sum of all PCB congeners	110	2,000	645	2,590	1,130	4,300	2,540	658	633	1,640	611	939
Pesticides (µg/Kg)												
alpha BHC	100	-	UJ	UJ	UJ	UJ	UJ	UJ	UJ	UJ	UJ	UJ
beta BHC	100	-	UJ	UJ	UJ	UJ	UJ	UJ	UJ	UJ	UJ	UJ
delta BHC	100	-	UJ	UJ	UJ	UJ	UJ	UJ	UJ	UJ	UJ	UJ
gamma BHC (Lindane)	100	-	UJ	UJ	UJ	UJ	UJ	UJ	UJ	UJ	UJ	UJ
alpha-Chlordane	500	300 [3]	UJ	UJ	UJ	UJ	UJ	UJ	UJ	UJ	UJ	UJ
gamma-Chlordane	500	300 [3]	UM	UM	UM	UM	UM	UM	UM	UM	UM	UM
p,p'-DDD	200	5,000 [4]	UJ	UJ	UJ	UJ	UJ	UJ	UJ	UJ	UJ	UJ
p,p'-DDE	200	5,000 [4]	260 F	UM	450 F	280 F	140 F	120 F	57 F	93 F	110 F	UM
p,p'-DDT	200	5,000 [4]	UJ	UJ	UJ	UJ	UJ	UJ	UJ	UJ	UJ	UJ
aldrin	120	300 [5]	UJ	UJ	UJ	UJ	UJ	UJ	UJ	UJ	UJ	UJ
dieldrin	120	300 [5]	UJ	UJ	UJ	UJ	UJ	UJ	UJ	UJ	UJ	UJ
alpha endosulfan	-	-	UJ	UJ	UJ	UJ	UJ	UJ	UJ	UJ	UJ	UJ
beta endosulfan	-	-	UJ	UJ	UJ	UJ	UJ	UJ	UJ	UJ	UJ	UJ
endosulfan sulfate	-	-	UJ	UJ	UJ	UJ	UJ	UJ	UJ	UJ	UJ	UJ
endrin	25	300 [6]	UJ	UJ	UJ	UJ	UJ	UJ	UJ	UJ	UJ	UJ
endrin aldehyde	-	300 [6]	UJ	UJ	UJ	UJ	UJ	UJ	UJ	UJ	UJ	UJ
heptachlor	200	300 [7]	UJ	UJ	UJ	UJ	UJ	UJ	UJ	UJ	UJ	UJ
heptachlor epoxide	200	300 [7]	UJ	UJ	UJ	UJ	UJ	UJ	UJ	UJ	UJ	UJ
methoxychlor	-	-	UJ	UJ	UJ	UJ	UJ	UJ	UJ	UJ	UJ	UJ
toxaphene	-	5,000	UJ	UJ	UJ	UJ	UJ	UJ	UJ	UJ	UJ	UJ
Other measurements												
% Lipid			0.4	2.1	1.1	2.2	1.2	1.0	1.4	1.5	2.5	2.0

2009
Sample Location TMC-4 Fish Tissue Analytical Results

Fish Sample ID	NYSDEC Pisc. Wildlife Criteria	NYSDOH Fish Advisory Guideline	Sample 1	Sample 2	Sample 3	Sample 4
Sample ID			TMCFS0401BB	TMCFS0402BB	TMCFS0403BB	TMCFS0404BB
Sample description *			2 WS	5 CC	4 CC	4 CC
Date of Collection			10/6/2009	10/6/2009	10/6/2009	10/6/2009
Metals (µg/g)						
cadmium	-	-	U	U	U	U
mercury	-	1	0.016 F	0.017 F	0018 F	0.015 F
PCBs (µg/Kg)						
aroclor 1016	-[1]	-[2]	UJ	U	U	U
aroclor 1221	-[1]	-[2]	UJ	U	U	U
aroclor 1232	-[1]	-[2]	UJ	U	U	U
aroclor 1242	-[1]	-[2]	UJ	U	U	U
aroclor 1248	-[1]	-[2]	UJ	U	U	U
aroclor 1254	-[1]	-[2]	UJ	U	U	U
aroclor 1260	-[1]	-[2]	2,010 J	1,290	1,190	1,720
Sum of all PCB congeners	110	2,000	2,010	1,290	1,190	1,720
Pesticides (µg/Kg)						
alpha BHC	100	-	UJ	UJ	UJ	UJ
beta BHC	100	-	UJ	UJ	UJ	UJ
delta BHC	100	-	UJ	UJ	UJ	UJ
gamma BHC (Lindane)	100	-	UJ	UJ	UJ	UJ
alpha-Chlordane	500	300[3]	UJ	UJ	UJ	UJ
gamma-Chlordane	500	300[3]	UM	UM	UM	UM
p,p'-DDD	200	5,000[4]	UJ	UJ	UJ	UJ
p,p'-DDE	200	5,000[4]	UM	110 F	UM	UM
p,p'-DDT	200	5,000[4]	UJ	UJ	UJ	UJ
aldrin	120	300[5]	UJ	UJ	UJ	UJ
dieldrin	120	300[5]	UJ	UJ	UJ	UJ
alpha endosulfan	-	-	UJ	UJ	UJ	UJ
beta endosulfan	-	-	UJ	UJ	UJ	UJ
endosulfan sulfate	-	-	UJ	UJ	UJ	UJ
endrin	25	300[6]	UJ	UJ	UJ	UJ
endrin aldehyde	-	300[6]	UJ	UJ	UJ	UJ
heptachlor	200	300[7]	UJ	UJ	UJ	UJ
heptachlor epoxide	200	300[7]	UJ	UJ	UJ	UJ
methoxychlor	-	-	UJ	UJ	UJ	UJ
toxaphene	-	5,000	UJ	UJ	UJ	UJ
Other measurements						
% Lipid			1.3	1.9	1.6	2.0

2009
Sample Location TMC-5 Fish Tissue Analytical Results

Fish Sample ID	NYSDEC	NYSDOH	Sample 1	Sample 2	Sample 3	Sample 4	Sample 5	Sample 6	Sample 7	Sample 8	Sample 9	Sample 10
Sample ID	Pisc.	Fish	TMCFS0501BB	TMCFS0502BB	TMCFS0503BB	TMCFS0504BB	TMCFS0505BB	TMCFS0506BB	TMCFS0507BB	TMCFS0508BB	TMCFS0509BB	TMCFS0510BB
Sample description *	Wildlife	Advisory	1 WS	1 WS	1 WS	1 WS	1 WS	170 CC	43 CC	30 CC	51 CC	84 CC
Date of Collection	Criteria	Guideline	10/6/2009	10/6/2009	10/6/2009	10/6/2009	10/6/2009	10/6/2009	10/6/2009	10/6/2009	10/6/2009	10/6/2009
Metals (µg/g)												
cadmium	-	-	U	U	U	U	U	U	U	U	U	U
mercury	-	1	0.051 F	0.021 F	0.022 F	0.018 F	0.020 F	0.012 F	0.012 F	0.018 F	0.018 F	0.012 F
PCBs (µg/Kg)												
aroclor 1016	- [1]	- [2]	UM	UJ	U	UJ	UJ	UJ	UJ	UJ	UJ	UJ
aroclor 1221	- [1]	- [2]	U	UJ	U	UJ	UJ	UJ	UJ	UJ	UJ	UJ
aroclor 1232	- [1]	- [2]	U	UJ	U	UJ	UJ	UJ	UJ	UJ	UJ	UJ
aroclor 1242	- [1]	- [2]	U	UJ	U	UJ	UJ	UJ	UJ	UJ	UJ	UJ
aroclor 1248	- [1]	- [2]	U	UJ	U	UJ	UJ	UJ	UJ	UJ	UJ	UJ
aroclor 1254	- [1]	- [2]	U	UJ	U	UJ	UJ	UJ	UJ	UJ	UJ	UJ
aroclor 1260	- [1]	- [2]	810	7,570 J	1,530	2,610 J	2,410 J	1,770 J	3,000 J	4,000 J	3,460 J	3,060 J
Sum of all PCB congeners	110	2,000	810	7,570 B	1,530	2,610	2,410	1,770	3,000	4,000	3,460	3,060
Pesticides (µg/Kg)												
alpha BHC	100	-	UJ	UJ	UJ	UJ	UJ	UJ	UJ	UJ	UJ	UJ
beta BHC	100	-	UJ	UJ	UJ	UJ	UJ	UJ	UJ	UJ	UJ	UJ
delta BHC	100	-	UJ	UJ	UJ	UJ	UJ	UJ	UJ	UJ	UJ	UJ
gamma BHC (Lindane)	100	-	UJ	UJ	UJ	UJ	UJ	UJ	UJ	UJ	UJ	UJ
alpha-Chlordane	500	300 [3]	UJ	UJ	UJ	UJ	UJ	UJ	UJ	UJ	UJ	UJ
gamma-Chlordane	500	300 [3]	UJ	UJ	UJ	UJ	UJ	UJ	UJ	UJ	UJ	UJ
p,p'-DDD	200	5,000 [4]	UJ	UJ	UJ	UJ	UJ	UJ	UJ	UJ	UJ	UJ
p,p'-DDE	200	5,000 [4]	UM	UM	UM	100 F	93 F	UM	UM	UM	UM	UM
p,p'-DDT	200	5,000 [4]	UJ	UJ	UJ	UJ	UJ	UJ	UJ	UJ	UJ	UJ
aldrin	120	300 [5]	UJ	UJ	UJ	UJ	UJ	UJ	UJ	UJ	UJ	UJ
dieldrin	120	300 [5]	UJ	UJ	UJ	UJ	UJ	UJ	UJ	UJ	UJ	UJ
alpha endosulfan	-	-	UJ	UJ	UJ	UJ	UJ	UJ	UJ	UJ	UJ	UJ
beta endosulfan	-	-	UJ	UJ	UJ	UJ	UJ	UJ	UJ	UJ	UJ	UJ
endosulfan sulfate	-	-	UJ	UJ	UJ	UJ	UJ	UJ	UJ	UJ	UJ	UJ
endrin	25	300 [6]	UJ	UJ	UJ	UJ	UJ	UJ	UJ	UJ	UJ	UJ
endrin aldehyde	-	300 [6]	UJ	UJ	UJ	UJ	UJ	UJ	UJ	UJ	UJ	UJ
heptachlor	200	300 [7]	UJ	UJ	UJ	UJ	UJ	UJ	UJ	UJ	UJ	UJ
heptachlor epoxide	200	300 [7]	UJ	UJ	UJ	UJ	UJ	UJ	UJ	UJ	UJ	UJ
methoxychlor	-	-	UJ	UJ	UJ	UJ	UJ	UJ	UJ	UJ	UJ	UJ
toxaphene	-	5,000	UJ	UJ	UJ	UJ	UJ	UJ	UJ	UJ	UJ	UJ
Other measurements												
% Lipid			0.4	2.2	0.5	2	1	1.4	3	3.5	2	2.5

Fish Tissue:

F - The analyte was positively identified above the MDL, however, the concentration is below the RL.
J - The analyte was positively identified, but the quantitation is an estimation.
U - The analyte was analyzed for, but not detected. The associated numerical value is at or below the MDL.
UJ - The analyte was analyzed for, but not detected. The quantitation is an approximation.
UM – The analyte was analyzed for, but not detected. A matrix effect was present.
1 - The PCB piscivorous wildlife criterion of 110 ppb applies to the sum of all PCB congeners.
2 - The PCB fish advisory guideline of 2,000 ppb applies to the sum of all PCB congeners.
3 - The chlordane fish advisory guideline of 300 ppb applies to the sum of all chlordane compounds.
4 - The DDT fish advisory guideline of 5,000 ppb applies to the sum of all DDT, DDE, and DDD compounds.
5 - The aldrin fish advisory guideline of 300 ppb applies to the sum of all aldrin/dieldrin compounds.
6 - The endrin fish advisory guideline of 300 ppb applies to the sum of all endrin/ endrin aldehyde compounds.
7 - The heptachlor fish advisory guideline of 300 ppb applies to the sum of all heptachlor/ heptachlor epoxide compounds.
- - No piscivorous wildlife criterion or fish advisory guideline is available.
* OF is offal sample, WF is whole fish, HG is offal-and-head, CC is creek chub, and WS is white sucker.
- Indicates an exceedance of the NYSDOH Fish Advisory Guidelines and/or the NYSDEC Pisc. Wildlife Criteria.

Appendix D

Table 3-1a AOC 9 May 2011 Performance Monitoring, Summary of Positive Results for Groundwater Samples, Former Griffiss Air Force Base, Rome, NY

Analyte	Sample ID: Date: Screening Criteria [1]	AOC9-MW06PM05172011 05/17/11	AOC9-MW14PM05172011 05/17/11	AOC9-MW15PM05172011 05/17/11	AOC9-MW17PM05172011 05/17/11	AOC9-MW19PM05182011 05/18/11	AOC9-MW17/DPM05172011 05/17/11
VOCs by Method SW8260B							
1,2,4-TRIMETHYLBENZENE	5	1.0 U	**15**	**0.9 J**	1.0 U	1.0 U	1.0 U
1,2-DICHLOROBENZENE	3	1.0 U	**76**	**74**	**44**	**6.0**	**43**
1,3-DICHLOROBENZENE	3	1.0 U	**4.0**	**5.0**	**2.0**	1.0 U	**2.0**
1,4-DICHLOROBENZENE	3	1.0 U	**53**	**58**	**24**	**3.0**	**23**
ACETONE	50	5.0 U	5.0 U	5.0 U	**2.0 J**	5.0 U	5.0 U
BENZENE	1	1.0 U	**1.0**	**1.0**	**5.0**	1.0 U	**5.0**
CHLOROBENZENE	5	1.0 UJ	**950 J**	**990 J**	**450 J**	**18 J**	**440 J**
CIS-1,2-DICHLOROETHYLENE	5	1.0 U	**2.0**	**2.0**	**5.0**	**3.0**	**5.0**
CYCLOHEXANE	NA	1.0 U	**12**	**2.0**	**3.0**	1.0 U	**3.0**
CYMENE	5	1.0 U	**0.3 J**	1.0 U	1.0 U	1.0 U	1.0 U
ETHYLBENZENE	5	1.0 U	**7.0**	**3.0**	**0.4 J**	1.0 U	**0.4 J**
ISOPROPYLBENZENE	5	1.0 U	**11**	**7.0**	**2.0 J**	1.0 U	**1.0 J**
M,P-XYLENE	NA	2.0 U	**11**	**0.7 J**	2.0 U	2.0 U	2.0 U
METHYLCYCLOHEXANE	NA	1.0 U	**17**	**6.0**	**1.0**	1.0 U	**0.9 J**
NAPHTHALENE	10	1.0 U	**4.0**	**0.4 J**	1.0 U	1.0 U	1.0 U
N-BUTYLBENZENE	5	1.0 U	**2.0**	**2.0**	1.0 U	1.0 U	1.0 U
N-PROPYLBENZENE	5	1.0 U	**8.0**	**5.0**	1.0 U	1.0 U	1.0 U
O-XYLENE	5	1.0 U	**0.3 J**	1.0 U	1.0 U	1.0 U	1.0 U
SEC-BUTYLBENZENE	5	1.0 U	**4.0**	**6.0**	**0.8 J**	1.0 U	**0.7 J**
T-BUTYLBENZENE	5	1.0 U	**2.0**	**1.0**	**0.5 J**	1.0 U	**0.4 J**
TETRACHLOROETHYLENE	5	1.0 U	1.0 U	1.0 U	**0.9 J**	1.0 U	**1.0**
TOLUENE	5	1.0 U	1.0 U	**0.3 J**	1.0 U	1.0 U	1.0 U
TRANS-1,2-DICHLOROETHENE	5	1.0 U	1.0 U	1.0 U	**1.0**	1.0 U	**1.0**
TRICHLOROETHYLENE	5	**1.0**	**2.0**	**2.0**	**12**	**0.5 J**	**12**
VINYL CHLORIDE	2	2.0 U	**1.0 J**	**0.5 J**	**4.0**	**0.6 J**	**4.0**
TOTAL VOCs	NA	**1.0**	**1200**	**1100**	**560**	**31**	**540**

Notes:
1. Shaded cells exceed the screening value.
2. Bold values denote positive hits.

Key:

= Guidance value .
J = Estimated value.
U = Not detected .
UJ = Not detected/Estimated Value.
µg/L = Micrograms per liter.
mg/L = Milligrams per liter.
-- = Analyte not analyzed for.
VOCs = Volatile organic compounds.
/Q Designates field duplicate sample.

Note: 1 New York State Department of Environmental Conservation, Technical and Operational Guidance Series Memorandum #1.1.1: Ambient Water Quality Standards and Guidance Values and Groundwater Effluent Limitations, 1998 , Class GA Groundwater Standards and Guidance Values.

Table 3-1b AOC 9 October 2011 Performance Monitoring, Summary of Positive Results for Groundwater Samples, Former Griffiss Air Force Base, Rome, NY

Analyte	Sample ID: / Date: / Screening Criteria [1]	AOC9-MW06PM10252011 10/25/11	AOC9-MW14PM10252011 10/25/11	AOC9-MW15PM10252011 10/25/11	AOC9-MW17PM10252011 10/25/11	AOC9-MW19PM10242011 10/24/11	AOC9-MW17/DPM10252011 10/25/11
VOCs by Method SW8260B							
1,2,4-TRIMETHYLBENZENE	5	1.0 U	**1.0**	1.0 U	1.0 U	1.0 U	1.0 U
1,2-DICHLOROBENZENE	3	1.0 U	**40**	**26**	**69**	**6.0**	**69**
1,3-DICHLOROBENZENE	3	1.0 U	**2.0**	**2.0**	**2.0**	1.0 U	**2.0**
1,4-DICHLOROBENZENE	3	1.0 U	**34**	**28**	**26**	**4.0**	**28**
1,2-DICHLOROETHANE	5	1.0 U	1.0 U	1.0 U	**0.4 J**	1.0 U	**0.4 J**
ACETONE	50	5.0 U	5.0 U	5.0 U	5.0 U	5.0 U	5.0 U
BENZENE	1	1.0 U	**1.0**	**2.0**	**6.0 J**	**0.4 J**	**3.0 J**
CHLOROBENZENE	5	**0.9 J**	**350**	**390**	**540**	**14**	**530**
CIS-1,2-DICHLOROETHYLENE	5	1.0 U	**2.0**	**0.4 J**	**4.0**	**15**	**4.0**
CYCLOHEXANE	NA	1.0 U	**1.0**	**0.6 J**	**0.7 J**	1.0 U	**0.4 J**
ETHYLBENZENE	5	1.0 U	**1.0**	**0.7 J**	**1.0 J**	1.0 U	**0.3 J**
ISOPROPYLBENZENE	5	1.0 U	**3.0**	**2.0**	**2.0 J**	1.0 U	**1.0 J**
M,P-XYLENE	NA	2.0 U	**0.7 J**	2.0 U	2.0 U	2.0 U	2.0 U
METHYLCYCLOHEXANE	NA	1.0 U	**2.0**	**0.6 J**	1.0 U	1.0 U	1.0 U
N-BUTYLBENZENE	5	1.0 U	**2.0 J**	**0.5 J**	1.0 U	1.0 U	1.0 U
N-PROPYLBENZENE	5	**2.0**	**3.0**	1.0 U	**2.0**	1.0 U	**2.0**
NAPHTHALENE	10	**3.0**	1.0 U	1.0 U	**3.0**	1.0 U	1.0 U
SEC-BUTYLBENZENE	5	1.0 U	**3.0**	**2.0**	**0.6 J**	1.0 U	**0.7 J**
T-BUTYLBENZENE	5	1.0 U	**1.0**	**1.0**	1.0 U	1.0 U	**0.3 J**
TETRACHLOROETHYLENE	5	1.0 U	1.0 U	1.0 U	**2.0**	1.0 U	**2.0**
TRANS-1,2-DICHLOROETHENE	5	1.0 U	1.0 U	1.0 U	1.0 U	1.0 U	**0.6 J**
TRICHLOROETHYLENE	5	**1.0**	**2.0**	**0.4 J**	**14**	**0.5 J**	**16**
VINYL CHLORIDE	2	2.0 U	**1.0 J**	**0.7 J**	**3.0**	**2.0**	**4.0**
TOTAL VOCs	NA	**6.9 J**	**450 J**	**460 J**	**680 J**	**42 J**	**660 J**

Notes:
1. Shaded cells exceed the screening value.
2. Bold values denote positive hits.

Key:

= Guidance value .
J = Estimated value.
U = Not detected .
UJ = Not detected/Estimated Value.
µg/L = Micrograms per liter.
mg/L = Milligrams per liter.
-- = Analyte not analyzed for.
VOCs = Volatile organic compounds.
/Q Designates field duplicate sample.

Note: 1 New York State Department of Environmental Conservation, Technical and Operational Guidance Series Memorandum #1.1.1: Ambient Water Quality Standards and Guidance Values and Groundwater Effluent Limitations, 1998 , Class GA Groundwater Standards and Guidance Values.

Table 3-2a AOC 9 May 2011 Performance Monitoring, Summary of Positive Results for Surface Water Samples, Former Griffiss Air Force Base Rome, NY

Analyte	Sample ID: Date: Screening Criteria (1)	AOC9-SW01PM05172011 05/17/11	AOC9-SW02PM05172011 05/17/11	AOC9-SW03PM05172011 05/17/11
VOCs by Method SW8260B (µg/L)				
1,2-DICHLOROBENZENE	3	1.0 U	1.0 U	**0.2 J**
CHLOROBENZENE	5	**0.6 J**	**2.0 J**	**2.0 J**
TOTAL VOCs	**NA**	**0.6 J**	**2.0 J**	**2.2 J**

Notes
1. Shaded cells exceed the screening value.
2. Bold values denote positive hits.

Key:
(g) = Guidance value (no applicable standard).
J = Estimated value.
U = Not detected (lab reporting limit shown).
UJ = Not detected/Estimated Value.
µg/L = Micrograms per liter.
mg/L = Milligrams per liter.
-- = Analyte not analyzed for.
VOCs = Volatile organic compounds.
/Q = Designates field duplicate sample

Note:
1 New York State Department of Environmental Conservation, Class C Freshwater Fish Propagation Standards and Guidance Values.

Table 3-2b AOC 9 October 2011 Performance Monitoring, Summary of Positive Results for Surface Water Samples, Former Griffiss Air Force Base Rome, NY

Analyte	Sample ID: Date: Screening Criteria (1)	AOC9-SW01PM10242011 10/24/11	AOC9-SW02PM10242011 10/24/11	AOC9-SW03PM10242011 10/24/11
VOCs by Method SW8260B (µg/L)				
1,2-DICHLOROBENZENE	NA	1.0 U	**0.3 J**	**0.2 J**
1,4-DICHLOROBENZENE	NA	1.0 U	**0.4 J**	1.0 U
cis-1,2-DICHLOROETHENE	NA	**0.4 J**	1.0 U	1.0 U
CHLOROBENZENE	5	1.0 U	**9.0**	**2.0**
TETRACHLOROETHENE	NA	**1.0 J**	1.0 U	1.0 U
TRICHLOROETHENE	NA	**0.7 J**	1.0 U	1.0 U
TOTAL VOCs	**NA**	**2.1 J**	**9.7 J**	**2.2 J**

Notes:
1. Shaded cells exceed the screening value.
2. Bold values denote positive hits.

Key:
(g) = Guidance value (no applicable standard).
J = Estimated value.
U = Not detected (lab reporting limit shown).
UJ = Not detected/Estimated Value.
µg/L = Micrograms per liter.
mg/L = Milligrams per liter.
-- = Analyte not analyzed for.
VOCs = Volatile organic compounds.
/Q = Designates field duplicate sample

Note:
1 New York State Department of Environmental Conservation, Class C Freshwater Fish Propagation Standards and Guidance Values.

Table 3-3 AOC 9 Historic Groundwater Sample Results

Well Number	Screening Criteria [1]	Parameter	Analytical Results by Sample Date(s) (µg/L)						
			12/18/97 to 12/19/97	5/8/00 to 5/25/00	9/7/04 to 9/9/04	10/23/06 to 11/13/06	7/27/10 to 7/29/10	5/17/11 to 5/18/11	10/24/11 to 10/25/11
			Ref 1	Ref 2	Ref 3	Ref 4	E & E 2010 AOC 9 Baseline Sampling	E & E 2011 AOC 9 Performance Sampling Event 1	E & E 2011 AOC 9 Performance Sampling Event 2
G009-MW01	5	1,1-Dichloroethene	U	U	U	-	U	-	-
	3	1,2-Dichlorobenzene	U	**0.363**	**0.597**	-	**0.8 J**	-	-
	0.6	1,2-Dichloroethane	U	U	U	-	U	-	-
	5	1,2,4-Trimethylbenzene	NA	U	U	-	U	-	-
	5	1,3,5-Trimethylbenzene	NA	U	U	-	U	-	-
	3	1,3-Dichlorobenzene	NA	U	U	-	U	-	-
	3	1,4-Dichlorobenzene	U	U	U	-	U	-	-
	5	4-Chlorotoluene	NA	U	U	-	NA	-	-
	1	Benzene	U	U	U	-	U	-	-
	5	Chlorobenzene	U	U	U	-	U	-	-
	5	cis-1,2-Dichloroethylene	U	U	**0.123**	-	U	-	-
	NA	Cyclohexane	NA	NA	NA	-	U	-	-
	5	Ethylbenzene	U	U	U	-	U	-	-
	5	Isopropylbenzene (Cumene)	NA	U	U	-	U	-	-
	NA	Methylcyclohexane	NA	NA	NA	-	U	-	-
	5	Methylene Chloride	U	U	U	-	U	-	-
	NA	m-p-Xylene	NA	U	U	-	U	-	-
	10	Naphthalene	NA	U	U	-	U	-	-
	5	n-Butylbenzene	NA	U	U	-	U	-	-
	5	n-Propylbenzene	NA	U	U	-	U	-	-
	5	o-Xylene (1,2-Dimethylbenzene)	NA	U	U	-	U	-	-
	5	p-Isopropyltoluene	NA	NA	NA	-	U	-	-
	5	sec-Butylbenzene	NA	U	U	-	U	-	-
	5	Styrene	U	U	U	-	U	-	-
	5	t-Butylbenzene	NA	U	U	-	U	-	-
	5	Tetrachloroethylene (PCE)	U	U	U	-	U	-	-
	5	Toluene	U	U	U	-	U	-	-
	5	Trans-1,2-Dichloroethene	NA	U	U	-	U	-	-
	5	Trichloroethylene (TCE)	U	**0.869**	**0.882**	-	**0.6 J**	-	-
	2	Vinyl Chloride	U	U	U	-	U	-	-
	NA	Total VOCs	0	**1.232**	**1.602**	-	**1.4**	-	-

Key and References at the end of Table.

Table 3-3 AOC 9 Historic Groundwater Sample Results

Well Number	Screening Criteria [1]	Parameter	Analytical Results by Sample Date(s) (µg/L)						
			12/18/97 to 12/19/97	5/8/00 to 5/25/00	9/7/04 to 9/9/04	10/23/06 to 11/13/06	7/27/10 to 7/29/10	5/17/11 to 5/18/11	10/24/11 to 10/25/11
			Ref 1	Ref 2	Ref 3	Ref 4	E & E 2010 AOC 9 Baseline Sampling	E & E 2011 AOC 9 Performance Sampling Event 1	E & E 2011 AOC 9 Performance Sampling Event 2
G009-MW02	5	1,1-Dichloroethene	U	U	U	U	U	-	-
	3	1,2-Dichlorobenzene	U	U	U	U	U	-	-
	0.6	1,2-Dichloroethane	U	U	U	U	U	-	-
	5	1,2,4-Trimethylbenzene	NA	U	U	U	U	-	-
	5	1,3,5-Trimethylbenzene	NA	U	U	U	U	-	-
	3	1,3-Dichlorobenzene	NA	U	U	U	U	-	-
	3	1,4-Dichlorobenzene	U	U	U	U	U	-	-
	5	4-Chlorotoluene	NA	U	U	U	NA	-	-
	1	Benzene	U	U	U	U	U	-	-
	5	Chlorobenzene	U	U	U	U	U	-	-
	5	cis-1,2-Dichloroethylene	U	U	U	U	U	-	-
	NA	Cyclohexane	NA	NA	NA	NA	U	-	-
	5	Ethylbenzene	U	U	U	U	U	-	-
	5	Isopropylbenzene (Cumene)	NA	U	U	U	U	-	-
	NA	Methylcyclohexane	NA	NA	NA	NA	U	-	-
	5	Methylene Chloride	U	U	U	U	U	-	-
	NA	m-p-Xylene	NA	U	U	U	U	-	-
	10	Naphthalene	NA	U	U	U	U	-	-
	5	n-Butylbenzene	NA	U	U	U	U	-	-
	5	n-Propylbenzene	NA	U	U	U	U	-	-
	5	o-Xylene (1,2-Dimethylbenzene)	NA	U	U	U	U	-	-
	5	p-Isopropyltoluene	NA	NA	NA	U	U	-	-
	5	sec-Butylbenzene	NA	U	U	U	U	-	-
	5	Styrene	U	U	U	U	U	-	-
	5	t-Butylbenzene	NA	U	U	U	U	-	-
	5	Tetrachloroethylene (PCE)	U	U	U	U	U	-	-
	5	Toluene	U	U	U	U	U	-	-
	5	Trans-1,2-Dichloroethene	NA	U	U	U	U	-	-
	5	Trichloroethylene (TCE)	U	**0.888**	**1.78**	**0.61 J**	**0.7 J**	-	-
	2	Vinyl Chloride	U	U	U	U	U	-	-
	NA	Total VOCs	0	**0.888**	**1.78**	**0.61**	**0.7**	-	-

Key and References at the end of Table.

Table 3-3 AOC 9 Historic Groundwater Sample Results

Well Number	Screening Criteria [1]	Parameter	Analytical Results by Sample Date(s) (µg/L)						
			12/18/97 to 12/19/97	5/8/00 to 5/25/00	9/7/04 to 9/9/04	10/23/06 to 11/13/06	7/27/10 to 7/29/10	5/17/11 to 5/18/11	10/24/11 to 10/25/11
			Ref 1	Ref 2	Ref 3	Ref 4	E & E 2010 AOC 9 Baseline Sampling	E & E 2011 AOC 9 Performance Sampling Event 1	E & E 2011 AOC 9 Performance Sampling Event 2
AOC9-MW05	5	1,1-Dichloroethene	-	U	U	U	U	-	-
	3	1,2-Dichlorobenzene	-	U	U	U	U	-	-
	0.6	1,2-Dichloroethane	-	U	U	U	U	-	-
	5	1,2,4-Trimethylbenzene	-	U	U	U	U	-	-
	5	1,3,5-Trimethylbenzene	-	U	U	U	U	-	-
	3	1,3-Dichlorobenzene	-	U	U	U	U	-	-
	3	1,4-Dichlorobenzene	-	U	U	U	U	-	-
	5	4-Chlorotoluene	-	U	U	U	NA	-	-
	1	Benzene	-	U	U	U	U	-	-
	5	Chlorobenzene	-	U	U	U	U	-	-
	5	cis-1,2-Dichloroethylene	-	U	U	U	U	-	-
	NA	Cyclohexane	-	NA	NA	NA	U	-	-
	5	Ethylbenzene	-	U	U	U	U	-	-
	5	Isopropylbenzene (Cumene)	-	U	U	U	U	-	-
	NA	Methylcyclohexane	-	NA	NA	NA	U	-	-
	5	Methylene Chloride	-	U	U	U	U	-	-
	NA	m-p-Xylene	-	U	U	U	U	-	-
	10	Naphthalene	-	U	U	U	U	-	-
	5	n-Butylbenzene	-	U	U	U	U	-	-
	5	n-Propylbenzene	-	U	U	U	U	-	-
	5	o-Xylene (1,2-Dimethylbenzene)	-	U	U	U	U	-	-
	5	p-Isopropyltoluene	-	NA	NA	U	U	-	-
	5	sec-Butylbenzene	-	U	U	U	U	-	-
	5	Styrene	-	U	U	U	U	-	-
	5	t-Butylbenzene	-	U	U	U	U	-	-
	5	Tetrachloroethylene (PCE)	-	U	U	U	U	-	-
	5	Toluene	-	U	U	U	U	-	-
	5	Trans-1,2-Dichloroethene	-	U	U	U	U	-	-
	5	Trichloroethylene (TCE)	-	U	U	U	U	-	-
	2	Vinyl Chloride	-	U	U	U	U	-	-
	NA	Total VOCs	-	0	0	0	0	-	-

Key and References at the end of Table.

Table 3-3 AOC 9 Historic Groundwater Sample Results

Well Number	Screening Criteria [1]	Parameter	Analytical Results by Sample Date(s) (µg/L)						
			12/18/97 to 12/19/97	5/8/00 to 5/25/00	9/7/04 to 9/9/04	10/23/06 to 11/13/06	7/27/10 to 7/29/10	5/17/11 to 5/18/11	10/24/11 to 10/25/11
			Ref 1	Ref 2	Ref 3	Ref 4	E & E 2010 AOC 9 Baseline Sampling	E & E 2011 AOC 9 Performance Sampling Event 1	E & E 2011 AOC 9 Performance Sampling Event 2
AOC9-MW06	5	1,1-Dichloroethene	-	U	U	-	U	U	U
	3	1,2-Dichlorobenzene	-	U	U	-	U	U	U
	0.6	1,2-Dichloroethane	-	U	U	-	U	U	U
	5	1,2,4-Trimethylbenzene		U	U	-	U	U	U
	5	1,3,5-Trimethylbenzene	-	U	U	-	U	U	U
	3	1,3-Dichlorobenzene	-	U	U	-	U	U	U
	3	1,4-Dichlorobenzene	-	U	U	-	U	U	U
	5	4-Chlorotoluene	-	U	U	-	NA	U	U
	1	Benzene	-	U	U	-	U	U	U
	5	Chlorobenzene	-	U	U	-	U	1.0 UJ	**0.9 J**
	5	cis-1,2-Dichloroethylene	-	U	U	-	U	U	U
	NA	Cyclohexane	-	NA	NA	-	U	U	U
	5	Ethylbenzene	-	U	U	-	U	U	U
	5	Isopropylbenzene (Cumene)	-	U	U	-	U	U	U
	NA	Methylcyclohexane	-	NA	NA	-	U	U	U
	5	Methylene Chloride	-	U	U	-	U	U	U
	NA	m-p-Xylene	-	U	U	-	U	U	U
	10	Naphthalene	-	U	U	-	U	U	**3.0**
	5	n-Butylbenzene	-	U	U	-	U	U	U
	5	n-Propylbenzene	-	U	U	-	U	U	**2.0**
	5	o-Xylene (1,2-Dimethylbenzene)	-	U	U	-	U	U	U
	5	p-Isopropyltoluene	-	NA	NA	-	U	U	U
	5	sec-Butylbenzene	-	U	U	-	U	U	U
	5	Styrene	-	U	U	-	U	U	U
	5	t-Butylbenzene	-	U	U	-	U	U	U
	5	Tetrachloroethylene (PCE)	-	U	U	-	U	U	U
	5	Toluene	-	U	U	-	U	U	U
	5	Trans-1,2-Dichloroethene	-	U	U	-	U	U	U
	5	Trichloroethylene (TCE)	-	**0.854**	**1.77**	-	**1.0**	**1.0**	**1.0**
	2	Vinyl Chloride	-	U	U	-	U	U	U
	NA	Total VOCs	-	**0.854**	**1.77**	-	**1.0**	**1.0**	**6.9**

Key and References at the end of Table.

Table 3-3 AOC 9 Historic Groundwater Sample Results

Well Number	Screening Criteria [1]	Parameter	Analytical Results by Sample Date(s) (µg/L)						
			12/18/97 to 12/19/97	5/8/00 to 5/25/00	9/7/04 to 9/9/04	10/23/06 to 11/13/06	7/27/10 to 7/29/10	5/17/11 to 5/18/11	10/24/11 to 10/25/11
			Ref 1	Ref 2	Ref 3	Ref 4	E & E 2010 AOC 9 Baseline Sampling	E & E 2011 AOC 9 Performance Sampling Event 1	E & E 2011 AOC 9 Performance Sampling Event 2
AOC9-MW14	5	1,1-Dichloroethene	-	-	-	U	**0.7 J**	U	U
	3	1,2-Dichlorobenzene	-	-	-	**170**	**130**	**76**	**40**
	0.6	1,2-Dichloroethane	-	-	-	U	U	U	U
	5	1,2,4-Trimethylbenzene	-	-	-	**220**	**180**	**15**	**1.0**
	5	1,3,5-Trimethylbenzene	-	-	-	**79**	**64**	U	U
	3	1,3-Dichlorobenzene	-	-	-	**7.6**	**6**	**4**	**2**
	3	1,4-Dichlorobenzene	-	-	-	**110**	**87**	**53**	**34**
	5	4-Chlorotoluene	-	-	-	**0.33 J**	NA	U	U
	1	Benzene	-	-	-	**3.5**	**19**	**1.0**	**1.0**
	5	Chlorobenzene	-	-	-	**1700**	**1400**	**950 J**	**350**
	5	cis-1,2-Dichloroethylene	-	-	-	**2.7**	**23**	**2.0**	**2.0**
	NA	Cyclohexane	-	-	-	NA	**22**	**12**	**1.0**
	5	Ethylbenzene	-	-	-	**21**	**10**	**7.0**	**1.0**
	5	Isopropylbenzene (Cumene)	-	-	-	**17**	**14**	**11**	**3.0**
	NA	Methylcyclohexane	-	-	-	NA	**46 J**	**17**	**2.0**
	5	Methylene Chloride	-	-	-	U	NA	U	U
	NA	m-p-Xylene	-	-	-	**68**	**50**	**11**	**0.7 J**
	10	Naphthalene	-	-	-	**51**	**27**	**4.0**	U
	5	n-Butylbenzene	-	-	-	**4.3**	**4.0**	**2.0**	**2.0 J**
	5	n-Propylbenzene	-	-	-	**15**	**14**	**8**	**3.0**
	5	o-Xylene (1,2-Dimethylbenzene)	-	-	-	**5.9**	**5.0**	**0.3 J**	U
	5	p-Isopropyltoluene	-	-	-	**5.5**	**5.0**	U	U
	5	sec-Butylbenzene	-	-	-	**8.3**	**7.0**	**4.0**	**3.0**
	5	Styrene	-	-	-	U	U	U	U
	5	t-Butylbenzene	-	-	-	**3.2**	**2.0**	**2.0**	**1.0**
	5	Tetrachloroethylene (PCE)	-	-	-	U	UJ	U	U
	5	Toluene	-	-	-	**0.75 J**	**3.0**	U	U
	5	Trans-1,2-Dichloroethene	-	-	-	U	**2.0**	U	U
	5	Trichloroethylene (TCE)	-	-	-	**4.8**	**28**	**2.0**	**2.0**
	2	Vinyl Chloride	-	-	-	**1.6**	**17**	**1.0 J**	**1.0 J**
	NA	Total VOCs	-	-	-	**2499**	**2100**	**1200**	**450**

Key and References at the end of Table.

Table 3-3 AOC 9 Historic Groundwater Sample Results

Well Number	Screening Criteria [1]	Parameter	Analytical Results by Sample Date(s) (µg/L)						
			12/18/97 to 12/19/97	5/8/00 to 5/25/00	9/7/04 to 9/9/04	10/23/06 to 11/13/06	7/27/10 to 7/29/10	5/17/11 to 5/18/11	10/24/11 to 10/25/11
			Ref 1	Ref 2	Ref 3	Ref 4	E & E 2010 AOC 9 Baseline Sampling	E & E 2011 AOC 9 Performance Sampling Event 1	E & E 2011 AOC 9 Performance Sampling Event 2
AOC9-MW15	5	1,1-Dichloroethene	-	-	-	U	**0.4 J**	U	U
	3	1,2-Dichlorobenzene	-	-	-	**60 J**	**55**	**74**	**26**
	0.6	1,2-Dichloroethane	-	-	-	U	U	U	U
	5	1,2,4-Trimethylbenzene	-	-	-	**8.0 J**	**35**	**0.9 J**	U
	5	1,3,5-Trimethylbenzene	-	-	-	**10 J**	**18**	U	U
	3	1,3-Dichlorobenzene	-	-	-	**8.0 J**	**6**	**5**	**2.0**
	3	1,4-Dichlorobenzene	-	-	-	**110**	**64**	**58**	**28**
	5	4-Chlorotoluene	-	-	-	U	NA	U	U
	1	Benzene	-	-	-	**12 J**	**26**	**1**	**2**
	5	Chlorobenzene	-	-	-	**1900**	**1300**	**990 J**	**390**
	5	cis-1,2-Dichloroethylene	-	-	-	U	**10**	**2.0**	**0.4 J**
	NA	Cyclohexane	-	-	-	NA	**50**	**2.0**	**0.6 J**
	5	Ethylbenzene	-	-	-	U	**12**	**3.0**	**0.7 J**
	5	Isopropylbenzene (Cumene)	-	-	-	**12 J**	**22**	**7.0**	**2.0**
	NA	Methylcyclohexane	-	-	-	NA	**40 J**	**6.0**	**0.6 J**
	5	Methylene Chloride	-	-	-	**87**	U	U	U
	NA	m-p-Xylene	-	-	-	U	**11**	**0.7 J**	U
	10	Naphthalene	-	-	-	U	U	**0.4 J**	U
	5	n-Butylbenzene	-	-	-	U	**3.0**	**2.0**	**0.5 J**
	5	n-Propylbenzene	-	-	-	U	**8.0**	**5.0**	U
	5	o-Xylene (1,2-Dimethylbenzene)	-	-	-	U	**2.0**	U	U
	5	p-isopropyltoluene	-	-	-	U	**0.7 J**	U	U
	5	sec-Butylbenzene	-	-	-	U	**7.0**	**6.0**	**2.0**
	5	Styrene	-	-	-	U	**2.0**	U	U
	5	t-Butylbenzene	-	-	-	U	**3.0**	**1.0**	**1.0**
	5	Tetrachloroethylene (PCE)	-	-	-	U	UJ	U	U
	5	Toluene	-	-	-	U	**2.0**	**0.3 J**	U
	5	Trans-1,2-Dichloroethene	-	-	-	U	**0.3 J**	U	U
	5	Trichloroethylene (TCE)	-	-	-	U	**2.0**	**2.0**	**0.4 J**
	2	Vinyl Chloride	-	-	-	U	**14**	**0.5 J**	**0.7 J**
	NA	Total VOCs	-	-	-	**2207**	**1700**	**1100**	**457**

Key and References at the end of Table.

Table 3-3 AOC 9 Historic Groundwater Sample Results

Well Number	Screening Criteria [1]	Parameter	Analytical Results by Sample Date(s) (µg/L)						
			12/18/97 to 12/19/97	5/8/00 to 5/25/00	9/7/04 to 9/9/04	10/23/06 to 11/13/06	7/27/10 to 7/29/10	5/17/11 to 5/18/11	10/24/11 to 10/25/11
			Ref 1	Ref 2	Ref 3	Ref 4	E & E 2010 AOC 9 Baseline Sampling	E & E 2011 AOC 9 Performance Sampling Event 1	E & E 2011 AOC 9 Performance Sampling Event 2
AOC9-MW17	5	1,1-Dichloroethene	-	-	-	U	U	U	U
	3	1,2-Dichlorobenzene	-	-	-	**66**	**50**	**44**	**69**
	0.6	1,2-Dichloroethane	-	-	-	**0.68**	**0.4 J**	U	**0.4 J**
	5	1,2,4-Trimethylbenzene	-	-	-	U	U	U	U
	5	1,3,5-Trimethylbenzene	-	-	-	U	U	U	U
	3	1,3-Dichlorobenzene	-	-	-	**1.5**	**3.0**	**2.0**	**2.0**
	3	1,4-Dichlorobenzene	-	-	-	**17**	**38**	**24**	**26**
	5	4-Chlorotoluene	-	-	-	U	NA	U	U
	1	Benzene	-	-	-	**2.6**	**4.0**	**5.0**	**6.0 J**
	5	Chlorobenzene	-	-	-	**250**	**760**	**450 J**	**540**
	5	cis-1,2-Dichloroethylene	-	-	-	**12**	**5.0**	**5.0**	**4.0**
	NA	Cyclohexane	-	-	-	NA	**2.0**	**3.0**	**0.7 J**
	5	Ethylbenzene	-	-	-	U	**0.8 J**	**0.4 J**	**1.0 J**
	5	Isopropylbenzene (Cumene)	-	-	-	**0.25 J**	**2.0**	**2.0 J**	**2.0 J**
	NA	Methylcyclohexane	-	-	-	NA	**0.6 J**	**1.0**	U
	5	Methylene Chloride	-	-	-	U	U	U	U
	NA	m-p-Xylene	-	-	-	U	U	U	U
	10	Naphthalene	-	-	-	U	U	U	**3.0**
	5	n-Butylbenzene	-	-	-	U	U	U	U
	5	n-Propylbenzene	-	-	-	U	U	U	**2.0**
	5	o-Xylene (1,2-Dimethylbenzene)	-	-	-	U	U	U	U
	5	p-Isopropyltoluene	-	-	-	U	U	U	U
	5	sec-Butylbenzene	-	-	-	**0.33 J**	**1.0 J**	**0.8 J**	**0.6 J**
	5	Styrene	-	-	-	U	U	U	U
	5	t-Butylbenzene	-	-	-	**0.26 J**	**0.6 J**	**0.5 J**	U
	5	Tetrachloroethylene (PCE)	-	-	-	**3.0**	**2.0 J**	**0.9 J**	**2.0**
	5	Toluene	-	-	-	**0.39 J**	U	U	U
	5	Trans-1,2-Dichloroethene	-	-	-	U	**0.9 J**	**1.0**	U
	5	Trichloroethylene (TCE)	-	-	-	**19**	**14**	**12**	**14**
	2	Vinyl Chloride	-	-	-	**0.92 J**	**4.0**	**4.0**	**3.0**
	NA	Total VOCs	-	-	-	**374**	**890**	**560**	**676**

Key and References at the end of Table.

Table 3-3 AOC 9 Historic Groundwater Sample Results

Well Number	Screening Criteria [1]	Parameter	Analytical Results by Sample Date(s) (µg/L)						
			12/18/97 to 12/19/97	5/8/00 to 5/25/00	9/7/04 to 9/9/04	10/23/06 to 11/13/06	7/27/10 to 7/29/10	5/17/11 to 5/18/11	10/24/11 to 10/25/11
			Ref 1	Ref 2	Ref 3	Ref 4	E & E 2010 AOC 9 Baseline Sampling	E & E 2011 AOC 9 Performance Sampling Event 1	E & E 2011 AOC 9 Performance Sampling Event 2
AOC9-MW18	5	1,1-Dichloroethene	-	-	-	-	U	-	-
	3	1,2-Dichlorobenzene	-	-	-	-	**0.2 J**	-	-
	0.6	1,2-Dichloroethane	-	-	-	-	U	-	-
	5	1,2,4-Trimethylbenzene	-	-	-	-	U	-	-
	5	1,3,5-Trimethylbenzene	-	-	-	-	U	-	-
	3	1,3-Dichlorobenzene	-	-	-	-	U	-	-
	3	1,4-Dichlorobenzene	-	-	-	-	U	-	-
	5	4-Chlorotoluene	-	-	-	-	NA	-	-
	1	Benzene	-	-	-	-	U	-	-
	5	Chlorobenzene	-	-	-	-	**3.0**	-	-
	5	cis-1,2-Dichloroethylene	-	-	-	-	U	-	-
	NA	Cyclohexane	-	-	-	-	U	-	-
	5	Ethylbenzene	-	-	-	-	U	-	-
	5	Isopropylbenzene (Cumene)	-	-	-	-	U	-	-
	NA	Methylcyclohexane	-	-	-	-	UJ	-	-
	5	Methylene Chloride	-	-	-	-	U	-	-
	NA	m-p-Xylene	-	-	-	-	U	-	-
	10	Naphthalene	-	-	-	-	U	-	-
	5	n-Butylbenzene	-	-	-	-	U	-	-
	5	n-Propylbenzene	-	-	-	-	U	-	-
	5	o-Xylene (1,2-Dimethylbenzene)	-	-	-	-	U	-	-
	5	p-Isopropyltoluene	-	-	-	-	U	-	-
	5	sec-Butylbenzene	-	-	-	-	U	-	-
	5	Styrene	-	-	-	-	U	-	-
	5	t-Butylbenzene	-	-	-	-	U	-	-
	5	Tetrachloroethylene (PCE)	-	-	-	-	UJ	-	-
	5	Toluene	-	-	-	-	U	-	-
	5	Trans-1,2-Dichloroethene	-	-	-	-	U	-	-
	5	Trichloroethylene (TCE)	-	-	-	-	U	-	-
	2	Vinyl Chloride	-	-	-	-	U	-	-
	NA	Total VOCs	-	-	-	-	**3.2**	-	-

Key and References at the end of Table.

Table 3-3 AOC 9 Historic Groundwater Sample Results

Well Number	Screening Criteria [1]	Parameter	Analytical Results by Sample Date(s) (µg/L)						
			12/18/97 to 12/19/97	5/8/00 to 5/25/00	9/7/04 to 9/9/04	10/23/06 to 11/13/06	7/27/10 to 7/29/10	5/17/11 to 5/18/11	10/24/11 to 10/25/11
			Ref 1	Ref 2	Ref 3	Ref 4	E & E 2010 AOC 9 Baseline Sampling	E & E 2011 AOC 9 Performance Sampling Event 1	E & E 2011 AOC 9 Performance Sampling Event 2
AOC9-MW19 [2]	5	1,1-Dichloroethene	-	-	-	-	-	U	U
	3	1,2-Dichlorobenzene	-	-	-	**4930**	-	**6.0**	**6.0**
	0.6	1,2-Dichloroethane	-	-	-	-	-	U	U
	5	1,2,4-Trimethylbenzene	-	-	-	**170**	-	U	U
	5	1,3,5-Trimethylbenzene	-	-	-	**90**	-	U	U
	3	1,3-Dichlorobenzene	-	-	-	**100**	-	U	U
	3	1,4-Dichlorobenzene	-	-	-	**1380**	-	**3.0**	**4.0**
	5	4-Chlorotoluene	-	-	-	U	-	U	U
	1	Benzene	-	-	-	**90**	-	U	**0.4 J**
	5	Chlorobenzene	-	-	-	**14400**	-	**18 J**	**14.0**
	5	cis-1,2-Dichloroethylene	-	-	-	U	-	**3.0**	**15.0**
	NA	Cyclohexane	-	-	-	-	-	U	U
	5	Ethylbenzene	-	-	-	U	-	U	U
	5	Isopropylbenzene (Cumene)	-	-	-	U	-	U	U
	NA	Methylcyclohexane	-	-	-	-	-	U	U
	5	Methylene Chloride	-	-	-	U	-	U	U
	NA	m-p-Xylene	-	-	-	**85**	-	U	U
	10	Naphthalene	-	-	-	**230**	-	U	U
	5	n-Butylbenzene	-	-	-	U	-	U	U
	5	n-Propylbenzene	-	-	-	U	-	U	U
	5	o-Xylene (1,2-Dimethylbenzene)	-	-	-	**75**	-	U	U
	5	p-Isopropyltoluene	-	-	-	U	-	U	U
	5	sec-Butylbenzene	-	-	-	U	-	U	U
	5	Styrene	-	-	-	-	-	U	U
	5	t-Butylbenzene	-	-	-	U	-	U	U
	5	Tetrachloroethylene (PCE)	-	-	-	U	-	U	U
	5	Toluene	-	-	-	**60**	-	U	U
	5	Trans-1,2-Dichloroethene	-	-	-	U	-	U	U
	5	Trichloroethylene (TCE)	-	-	-	U	-	**0.5 J**	**0.5 J**
	2	Vinyl Chloride	-	-	-	U	-	**0.6 J**	**2.0**
	NA	Total VOCs	-	-	-	**21610**	-	**31**	**42**

Key and References at the end of Table.

Table 3-3 AOC 9 Historic Groundwater Sample Results

Well Number	Screening Criteria [1]	Parameter	Analytical Results by Sample Date(s) (µg/L)						
			12/18/97 to 12/19/97	5/8/00 to 5/25/00	9/7/04 to 9/9/04	10/23/06 to 11/13/06	7/27/10 to 7/29/10	5/17/11 to 5/18/11	10/24/11 to 10/25/11
			Ref 1	Ref 2	Ref 3	Ref 4	E & E 2010 AOC 9 Baseline Sampling	E & E 2011 AOC 9 Performance Sampling Event 1	E & E 2011 AOC 9 Performance Sampling Event 2

Key:
J = Estimated concentration.
U = Analyte not detected.
mg/L = Micrograms per liter.
- = Well was not Sampled
NA = Not Analyzed

0.411 J	Bolded values denote positive hits (detections).
14.9	Shaded values denote hits exceeding the NYSDEC standard.

Note:
[1] New York State Department of Environmental Conservation, Class GA Groundwater Standards and Guidance Values.
[2] Data presented under Reference 4 for MW19 is the most recent sampling data for TW39, which was in the same location as MW19. These results are presented for comparison.

References:
(1) E & E. July 1998. Draft Report for Expanded Site Investigation and Confirmatory Sampling of Areas of Interest and Drywell/Wastewater-Related Systems
(2) E & E. August 2001. AOC 9: Weapons Storage Area (WSA) Landfill Supplemental Investigation Final data Summary Report.
(3) FPM Group. February 2005. Groundwater Monitoring Report.
(4) FPM Group. August 2007. Baseline and PDI2 Sampling Final Monitoring Report.

Key and References at the end of Table.

Table 3-4 AOC 9 Hisotric Surface Water Sample Results

Surface Water Sample Number	Screening Criteria[1]	Parameter	Analytical Results by Sample Date(s) (µg/L)					
			11/4/97	5/10/00	11/13/06	7/27/10	5/17/11	10/24/11
			Ref 1	Ref 2	Ref 3	E & E 2010 AOC 9 Baseline Sampling	E & E 2011 AOC 9 Performance Sampling Event 1	E & E 2011 AOC 9 Performance Sampling Event 2
SW01[2]	5	Chlorobenzene	U	**0.85 J**	U	U	**0.6J**	U
	NA	1,2-DCB	NA	U	U	U	U	U
	NA	1,4-DCB	NA	U	U	U	U	U
	5	Total DCB	NA	U	U	U	U	U
	NA	Acetone	U	NA	**1.78 J**	U	U	U
	NA	cis-1,2-Dichloroethene	U	U	**U**	U	U	**0.4 J**
	NA	Tetrachloroethene	U	U	**U**	U	U	**1.0 J**
	NA	Trichloroethene	U	U	**U**	U	U	**0.7 J**
	NA	Total VOCs	0	**0.85**	**1.78**	0	**0.6J**	**2.1 J**
SW02[3]	5	Chlorobenzene	U	**0.835**	**3.99**	**3.0**	**2.0J**	**9.0**
	NA	1,2-DCB	NA	**0.406 J**	**0.290 J**	**0.2 J**	U	**0.3 J**
	NA	1,4-DCB	NA	U	**0.260 J**	U	U	**0.4 J**
	5	Total DCB	NA	**0.406 J**	**0.550 J**	**0.2 J**	U	**0.7 J**
	NA	Acetone	U	NA	**1.8 J**	**2 J**	U	U
	NA	Total VOCs	0	**1.241**	**4.5**	**5.2**	**2.0J**	**9.7 J**
SW03[4]	5	Chlorobenzene	U	**0.236 J**	**1.22**	**3.0**	**2.0J**	**2.0**
	NA	1,2-DCB	NA	U	**0.120 J**	**0.3 J**	**0.2J**	**0.2 J**
	NA	1,4-DCB	NA	U	U	**0.3 J**	U	U
	5	Total DCB	NA	U	**0.120 J**	**0.6 J**	**0.2 J**	**0.2 J**
	NA	Acetone	U	NA	**1.86 J**	U	U	U
	NA	Total VOCs	0	**0.236**	**1.34**	**3.6**	**2.2J**	**2.2 J**

Key:
J = Estimated concentration.
U = Analyte not detected.
mg/L = Micrograms per liter.
NA = Not Analyzed

0.411 J	Bolded values denote positive hits (detections).
14.9	Shaded values denote hits exceeding the NYSDEC standard.

Note:
[1] New York State Department of Environmental Conservation, Class C Freshwater Fish Propagation Standards and Guidance Values.
[2] SW01 is labeled as SW05 in Reference 1; SW01 is labeled as SW09 in Reference 2
[3] SW02 is labeled as SW07 in Reference 1; SW02 is labeled as SW10 in Reference 2
[4] SW03 is labeled as SW06 in Reference 1; SW03 is labeled as SW11 in Reference 2

References:
(1) E & E. July 1998. Draft Report for Expanded Site Investigation and Confirmatory Sampling of Areas of Interest and Drywell/Wastewater-Related Systems
(2) E & E. August 2001. AOC 9: Weapons Storage Area (WSA) Landfill Supplemental Investigation Final data Summary Repor
(3) FPM Group. August 2007. Baseline and PDI2 Sampling Final Monitoring Report

F:\GRIFFISS\AOC9 TW Surveyed 7-5-07\Baseline Monitoring Plan\1-10-12\Figure 3-1a.dwg

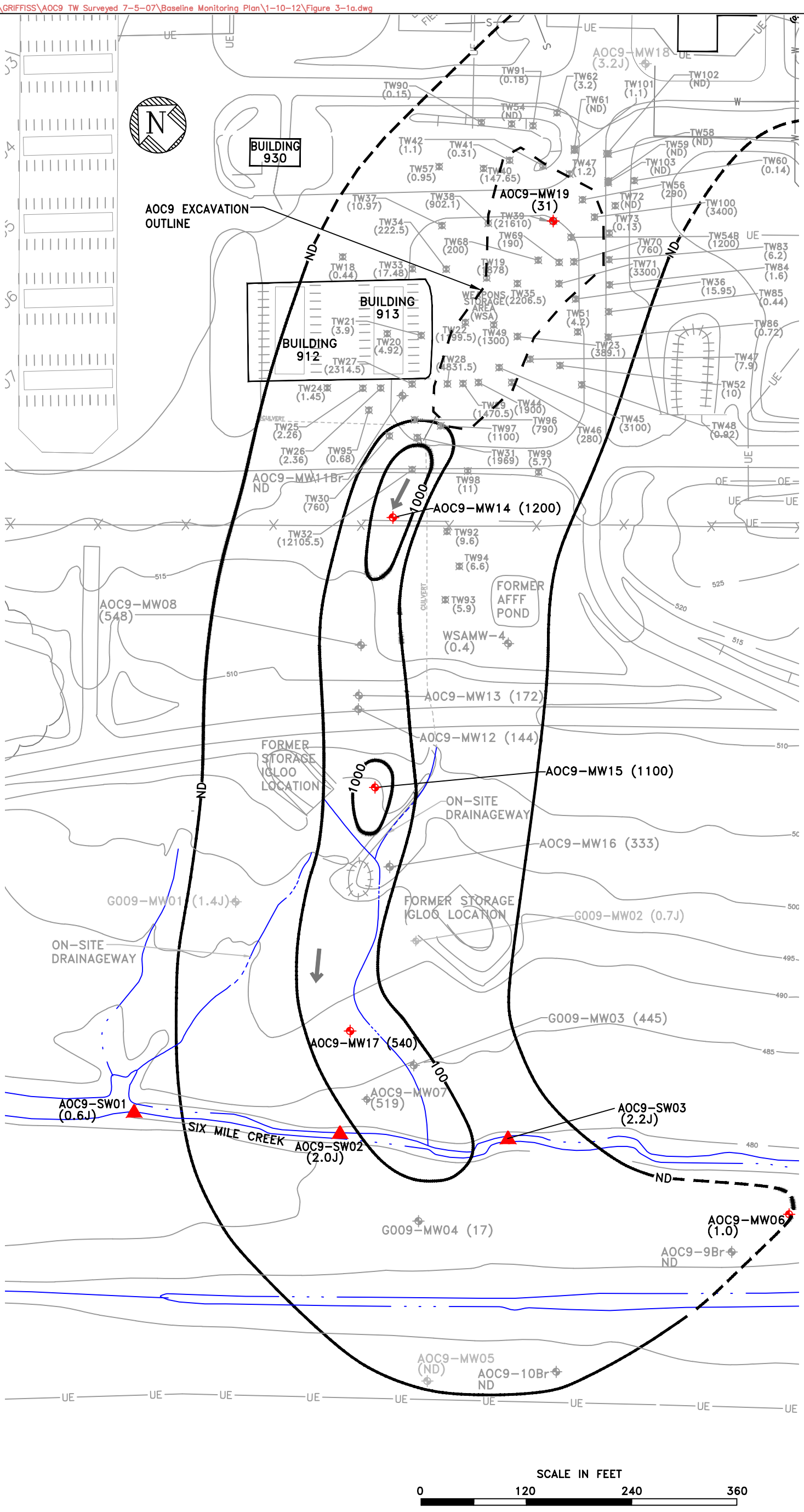

SCALE IN FEET

0 120 240 360

LEGEND

- 525 — TOPOGRAPHIC CONTOUR LINE (CONTOUR INTERVAL = 5 FT)
- ND — NOT DETECTED
- 10000 — TOTAL VOC CONTOUR IN ug/L (DASHED WHERE INFERRED)
- AOC9-MW14 — PERFORMANCE MONITORING WELL SAMPLE LOCATION
- AOC9-MW08 (548) — EXISTING WELL WITH HISTORIC TOTAL VOC CONCENTRATION IN GROUNDWATER (ug/L), SEE NOTES BELOW
- (31) — MAY 2011 PERFORMANCE SAMPLING TOTAL VOC CONCENTRATION IN GROUNDWATER AND SURFACE WATER (ug/L)
- → GROUNDWATER FLOW DIRECTION
- ▲ SURFACE WATER SAMPLING LOCATIONS
- TW99 (5.7) — 2006 AND 2007 PREDESIGN TEMPORARY MONITORING WELL TOTAL VOC CONCENTRATION IN GROUNDWATER (ug/L)

NOTES:

1. MONITORING WELL AOC9-MW19 IS A NEW WELL INSTALLED IN THE PLUME SOURCE AREA AFTER THE AOC9 GROUNDWATER REMEDY WAS COMPLETED, AND PRIOR TO PERFORMANCE MONITORING. AOC9-MW19 WAS INSTALLED AT THE LOCATION OF TEMPORARY WELL TW-39, WHICH CONTAINED 21,610 ug/L OF TOTAL VOCs IN GROUNDWATER.
2. WHEN DUPLICATE SAMPLES ARE COLLECTED, THE HIGHEST VALUE OBTAINED IS USED ON THIS FIGURE.
3. TOTAL VOC CONCENTRATIONS IN GROUNDWATER FOR:
   - AOC9-MW03, MW04, MW07, MW08 MW12, AND MW16 ARE SAMPLES COLLECTED DURING THE ON-BASE GROUNDWATER BASELINE SAMPLING IN 2006.
   - BEDROCK MONITORING WELLS AOC9-9Br, 10Br, AND 11Br ARE FROM SAMPLES COLLECTED DURING THE BEDROCK GROUNDWATER STUDY IN 2002.
   - MONITORING WELLS AOC9-MW13 AND WSAMW-4 ARE FROM SAMPLES COLLECTED IN 2004 DURING BASEWIDE GROUNDWATER MONITORING.

FORMER GRIFFISS AFB
AOC 9 SITE
ROME, NEW YORK

Prepared by:
ecology and environment engineering p.c.
In association with:
parsons

DRAWING TITLE: AOC9
MAY 2011 PERFORMANCE MONITORING TOTAL VOLATILE ORGANIC COMPOUND CONCENTRATIONS IN GROUNDWATER AND SURFACE WATER

FIGURE 3-1a

F:\GRIFFISS\AOC9 TW Surveyed 7-5-07\Baseline Monitoring Plan\1-10-12\Figure 3-1b.dwg

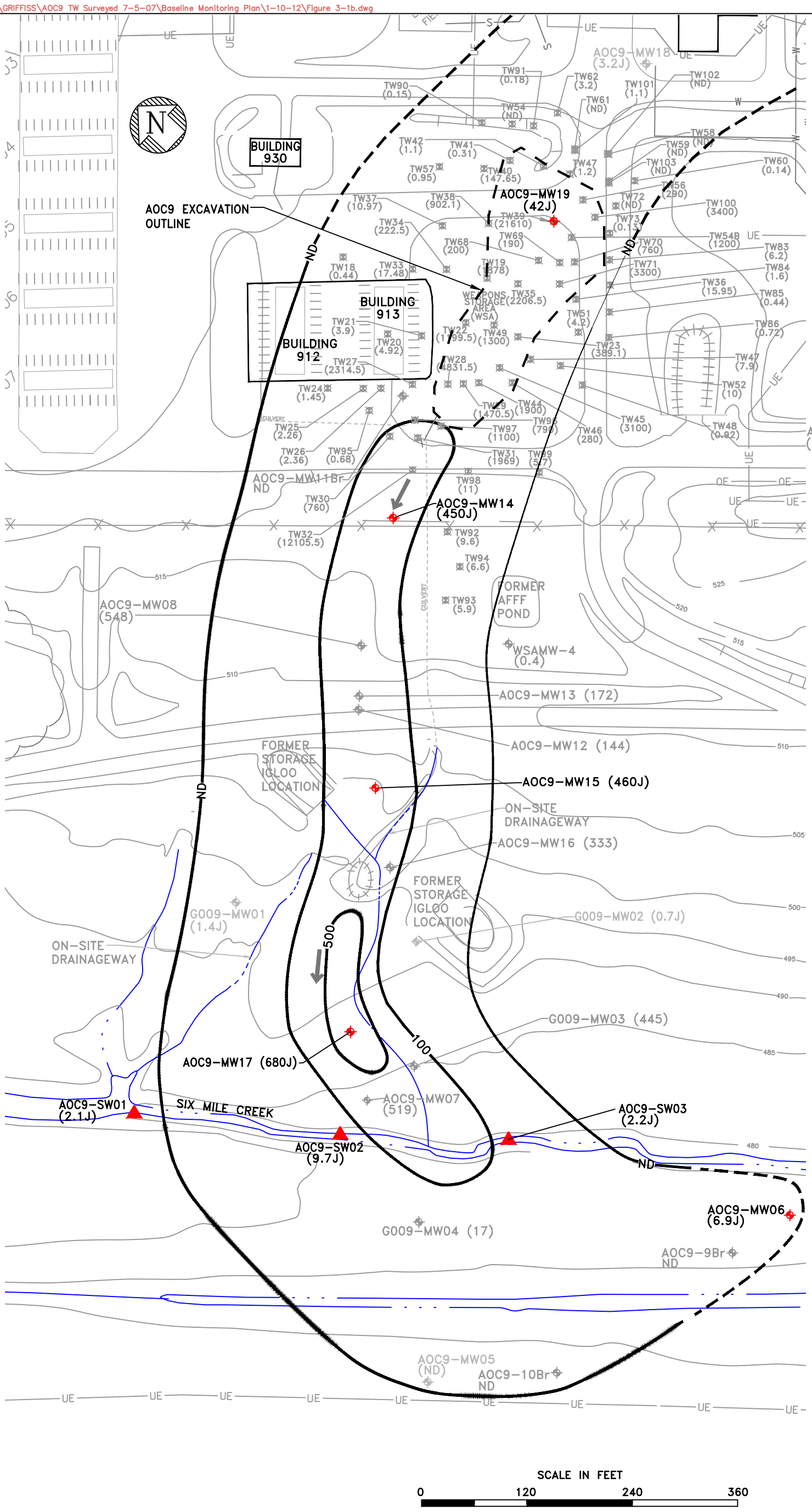

LEGEND

- 525 — TOPOGRAPHIC CONTOUR LINE (CONTOUR INTERVAL = 5 FT)
- ND — NOT DETECTED
- 10000 — TOTAL VOC CONTOUR IN ug/L (DASHED WHERE INFERRED)
- AOC9-MW14 — PERFORMANCE MONITORING WELL SAMPLE LOCATION
- AOC9-MW08 (548) — EXISTING WELL WITH HISTORIC TOTAL VOC CONCENTRATION IN GROUNDWATER (ug/L), SEE NOTES BELOW
- (31) — OCTOBER 2011 PERFORMANCE SAMPLING TOTAL VOC CONCENTRATION IN GROUNDWATER AND SURFACE WATER (ug/L)
- → GROUNDWATER FLOW DIRECTION
- ▲ SURFACE WATER SAMPLING LOCATIONS
- TW99 (5.7) — 2006 AND 2007 PREDESIGN TEMPORARY MONITORING WELL TOTAL VOC CONCENTRATION IN GROUNDWATER (ug/L)

SCALE IN FEET
0 120 240 360

NOTES:

1. MONITORING WELL AOC9-MW19 IS A NEW WELL INSTALLED IN THE PLUME SOURCE AREA AFTER THE AOC9 GROUNDWATER REMEDY WAS COMPLETED, AND PRIOR TO PERFORMANCE MONITORING. AOC9-MW19 WAS INSTALLED AT THE LOCATION OF TEMPORARY WELL TW-39, WHICH CONTAINED 21,610 ug/L OF TOTAL VOCs IN GROUNDWATER.
2. WHEN DUPLICATE SAMPLES ARE COLLECTED, THE HIGHEST VALUE OBTAINED IS USED ON THIS FIGURE.
3. TOTAL VOC CONCENTRATIONS IN GROUNDWATER FOR:
   - AOC9-MW03, MW04, MW07, MW08 MW12, AND MW16 ARE SAMPLES COLLECTED DURING THE ON-BASE GROUNDWATER BASELINE SAMPLING IN 2006.
   - BEDROCK MONITORING WELLS AOC9-9Br, 10Br, AND 11Br ARE FROM SAMPLES COLLECTED DURING THE BEDROCK GROUNDWATER STUDY IN 2002.
   - MONITORING WELLS AOC9-MW13 AND WSAMW-4 ARE FROM SAMPLES COLLECTED IN 2004 DURING BASEWIDE GROUNDWATER MONITORING.

FORMER GRIFFISS AFB
AOC 9 SITE
ROME, NEW YORK

Prepared by:
ecology and environment engineering p.c.
In association with:
parsons

DRAWING TITLE: AOC9
OCTOBER 2011 PERFORMANCE MONITORING TOTAL VOLATILE ORGANIC COMPOUND CONCENTRATIONS IN GROUNDWATER AND SURFACE WATER

FIGURE 3-1b

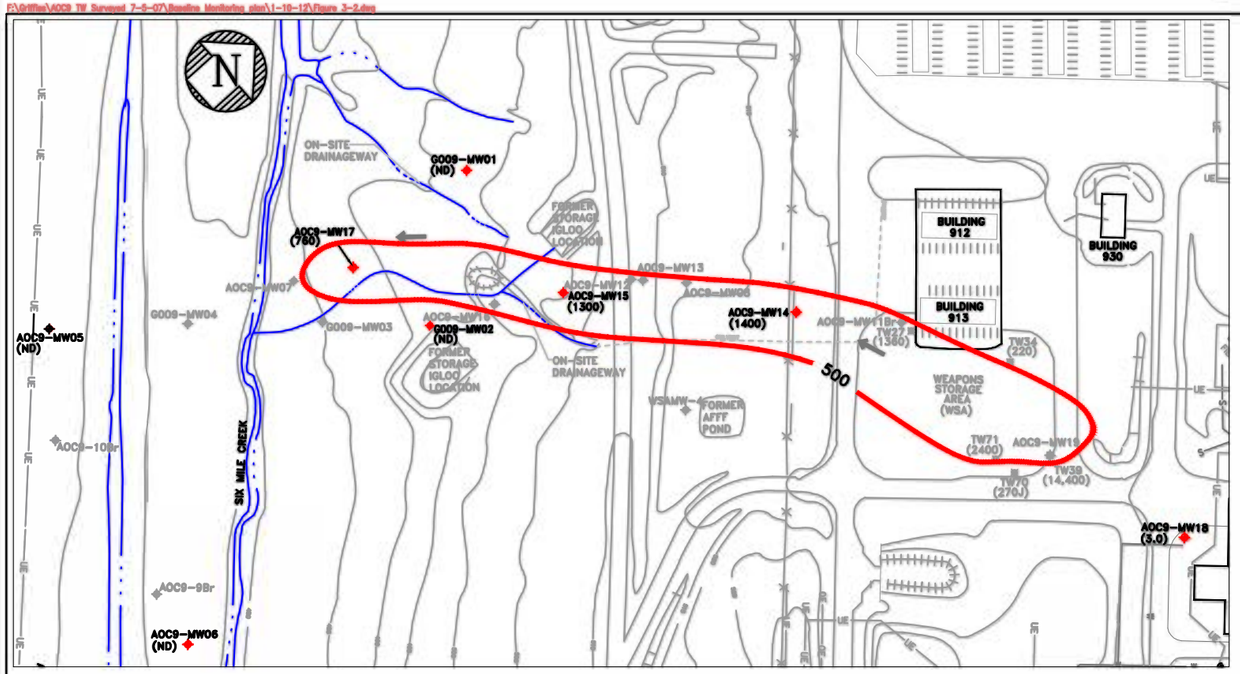

BASELINE SAMPLING JULY 2010

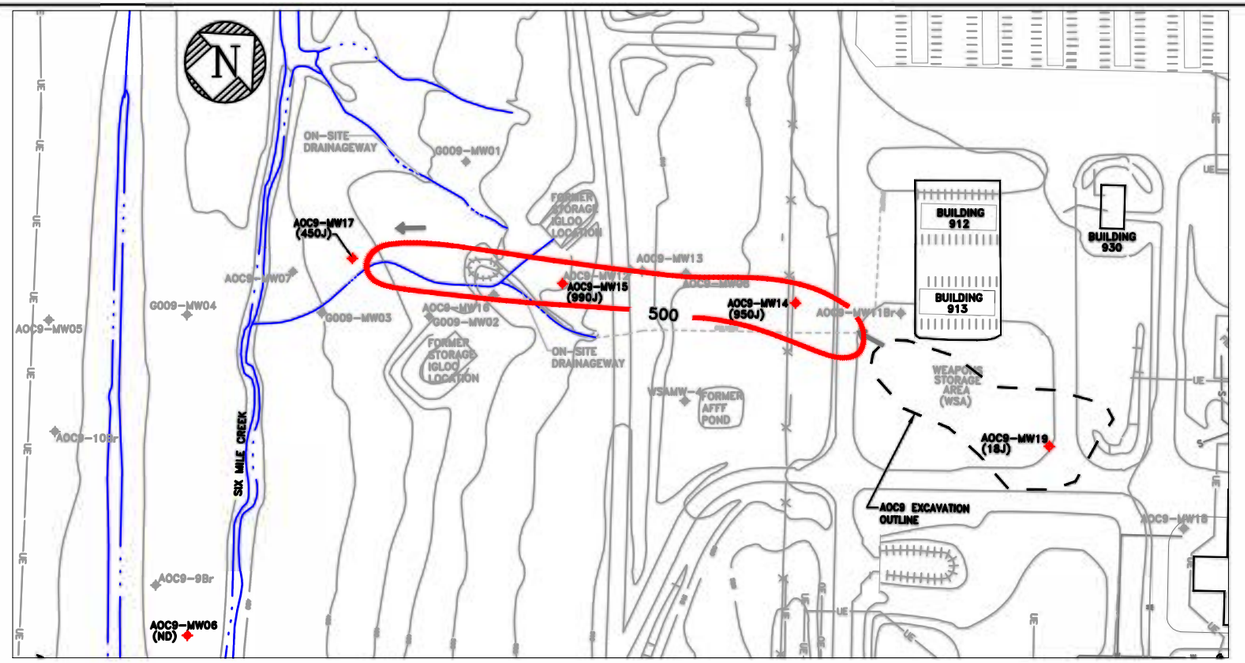

PERFORMANCE MONITORING MAY 2011

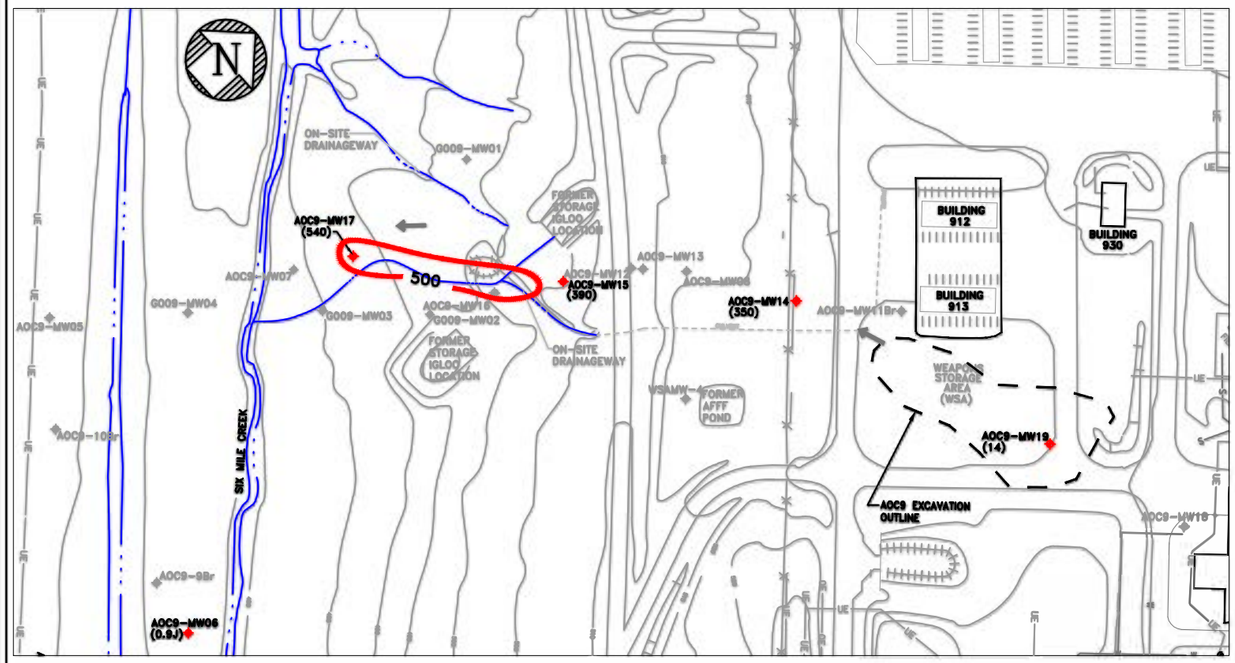

PERFORMANCE MONITORING OCTOBER 2011

RESERVED FOR FUTURE SAMPLING EVENT

LEGEND

- AOC9-MW14 — BASELINE MONITORING WELL SAMPLE LOCATION
- EXISTING WELL
- 500 — CHLOROBENZENE PLUME CONTOUR IN PARTS PER BILLION
- 525 — TOPOGRAPHIC CONTOUR LINE (CONTOUR INTERVAL = 5 FT)
- GROUNDWATER FLOW DIRECTION
- (0.5J) — CHLOROBENZENE IN PARTS PER BILLION
- TW39 — PREDESIGN INVESTIGATION TEMPORARY MONITORING WELL
- (ND) — NOT DETECTED

SCALE IN FEET
0 200 400 600

GRIFFISS AFB OBGW SITES
AOC 9 SITE
ROME, NEW YORK

NOTE: HISTORICAL MONITORING WELL DATA WAS USED TO ESTIMATE CONTOUR LINES WHEN NEW DATA WAS NOT AVAILABLE (SEE FIG 1-2).

Prepared by: ecology and environment engineering p.c.

In Association with: parsons

DRAWING TITLE
AOC 9
PERFORMANCE MONITORING
CHLOROBENZENE PLUME

FIGURE 3-2

F:\Griffiss\AOC9_TW_Surveyed_7-5-07\Baseline_Monitoring_plan\1-10-12\Figure_3-2.dwg

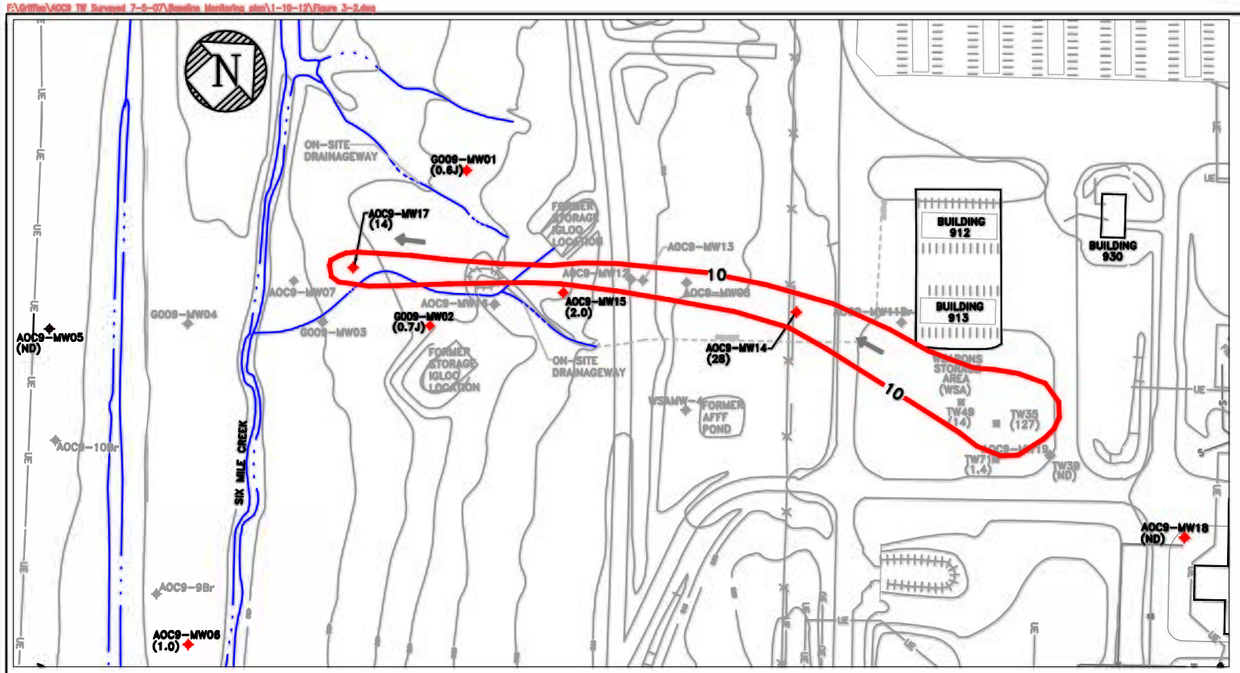

BASELINE SAMPLING JULY 2010

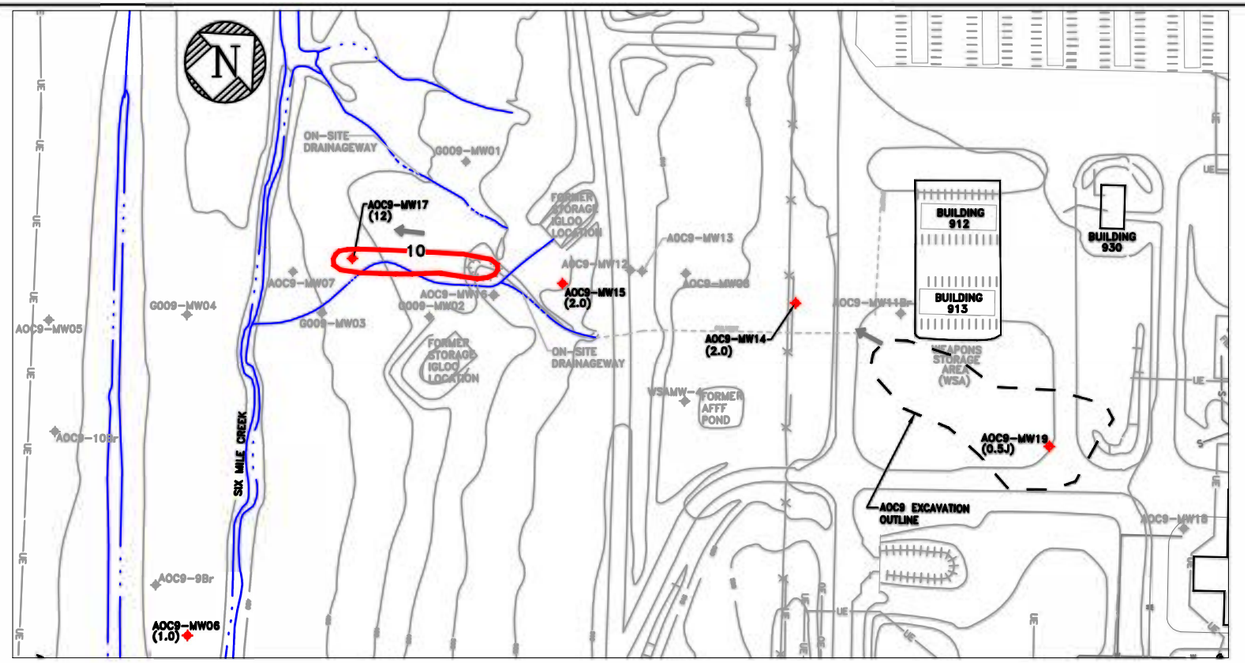

PERFORMANCE MONITORING MAY 2011

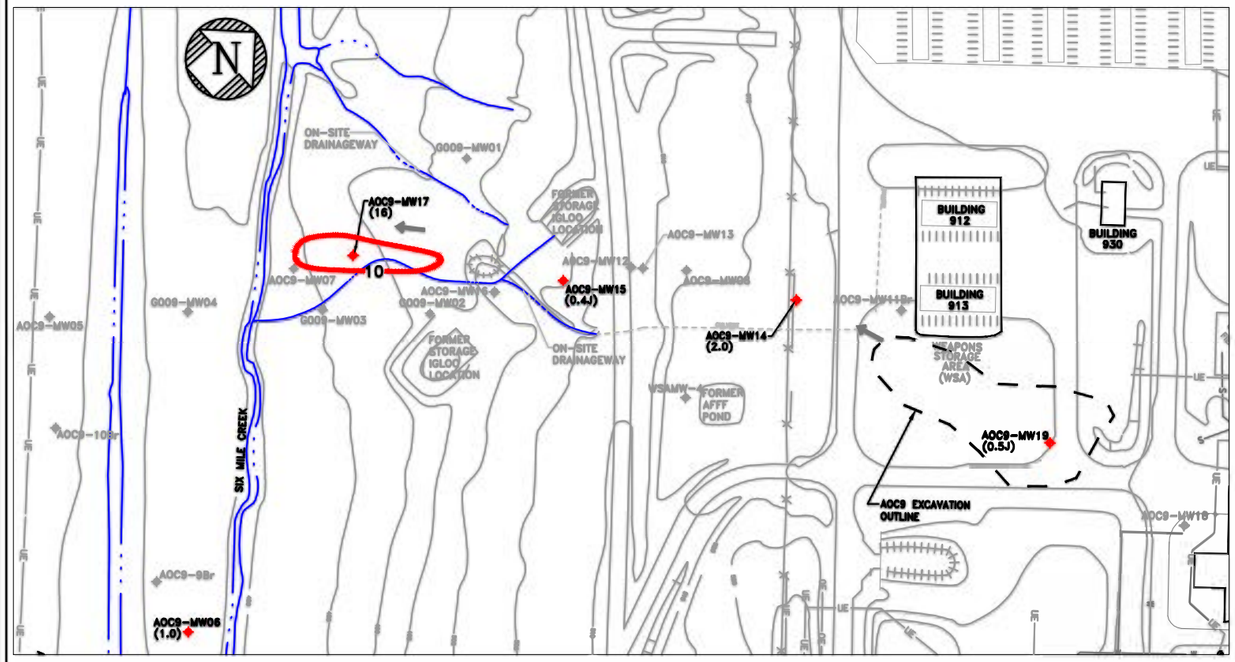

PERFORMANCE MONITORING OCTOBER 2011

RESERVED FOR FUTURE SAMPLING EVENT

LEGEND

- AOC9-MW14 — BASELINE MONITORING WELL SAMPLE LOCATION
- EXISTING WELL
- 10 — TCE PLUME CONTOUR IN PARTS PER BILLION
- 525 — TOPOGRAPHIC CONTOUR LINE (CONTOUR INTERVAL = 5 FT)
- GROUNDWATER FLOW DIRECTION
- (0.5J) — TCE IN PARTS PER BILLION
- TW39 — PREDESIGN INVESTIGATION TEMPORARY MONITORING WELL
- (ND) — NOT DETECTED

SCALE IN FEET
0 200 400 600

GRIFFISS AFB OBGW SITES
AOC 9 SITE
ROME, NEW YORK

NOTE: HISTORICAL MONITORING WELL DATA WAS USED TO ESTIMATE CONTOUR LINES WHEN NEW DATA WAS NOT AVAILABLE (SEE FIG 1-2).

Prepared by: ecology and environment engineering p.c.

In Association with: parsons

DRAWING TITLE
AOC 9
PERFORMANCE MONITORING
TCE PLUME

FIGURE 3-3

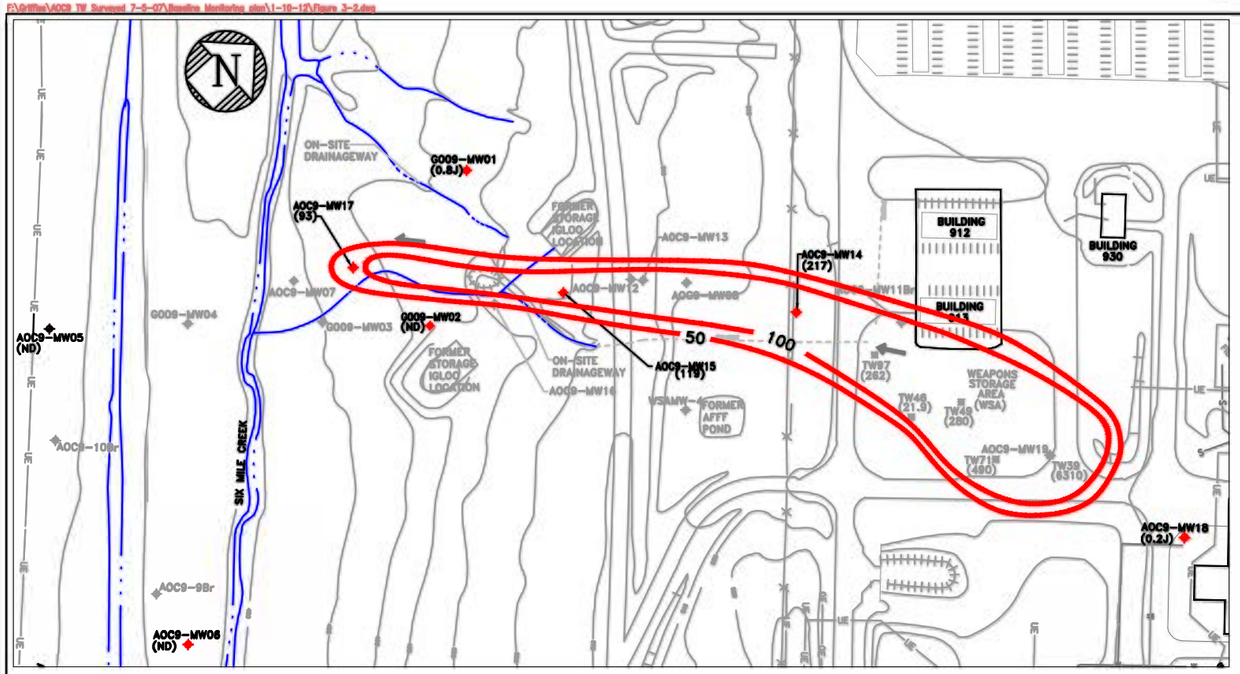

BASELINE SAMPLING JULY 2010

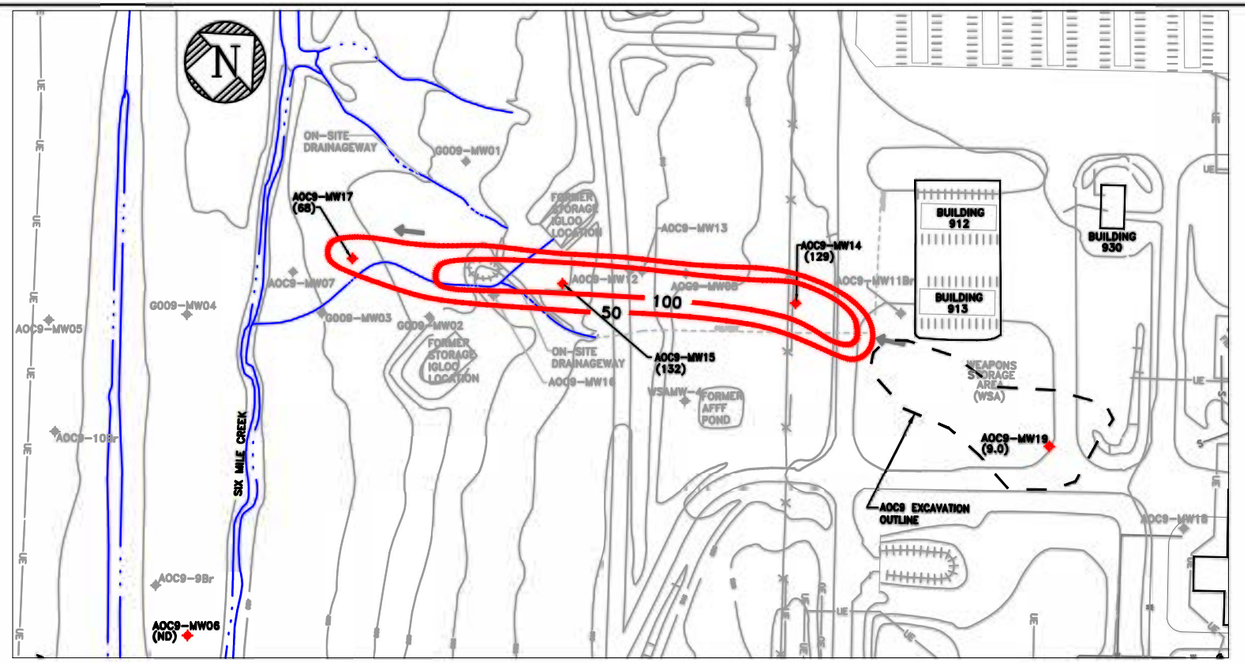

PERFORMANCE MONITORING MAY 2011

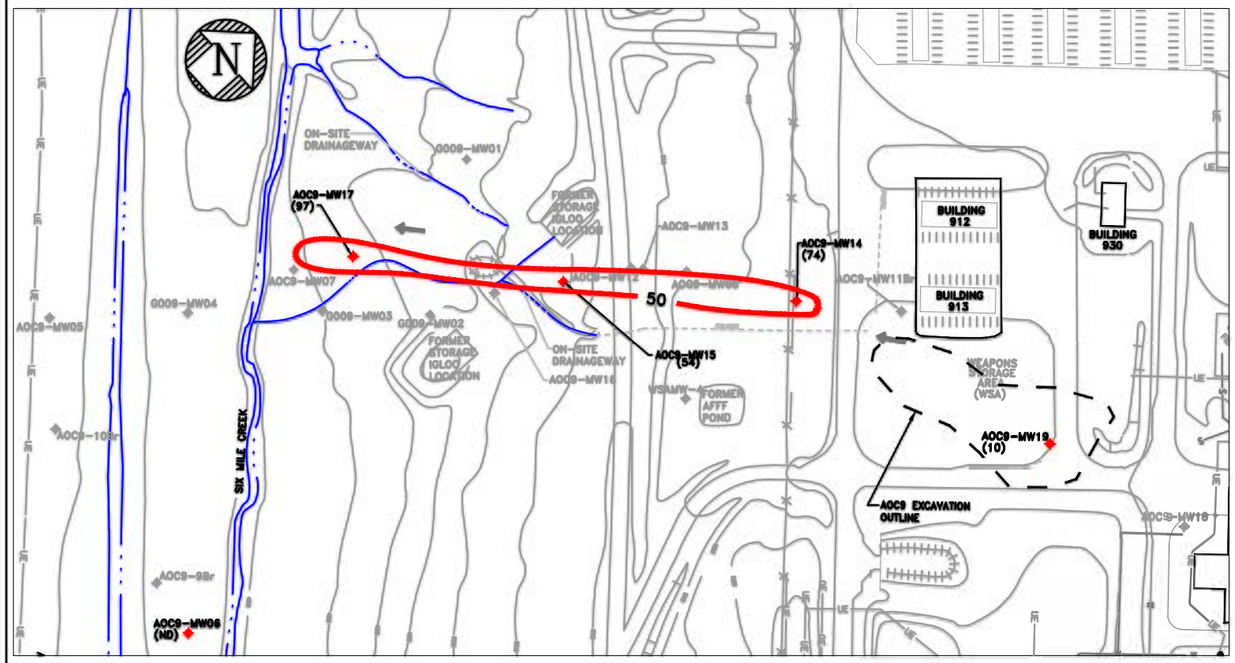

PERFORMANCE MONITORING OCTOBER 2011

RESERVED FOR FUTURE SAMPLING EVENT

LEGEND

- AOC9-MW14 — BASELINE MONITORING WELL SAMPLE LOCATION
- EXISTING WELL
- 50 — TOTAL DCB PLUME CONTOUR IN PARTS PER BILLION
- TOPOGRAPHIC CONTOUR LINE (CONTOUR INTERVAL = 5 FT)
- GROUNDWATER FLOW DIRECTION
- (0.8J) — TOTAL DCB IN PARTS PER BILLION
- TW39 — PREDESIGN INVESTIGATION TEMPORARY MONITORING WELL
- (ND) — NOT DETECTED

SCALE IN FEET
0 200 400 600

GRIFFISS AFB OBGW SITES
AOC 9 SITE
ROME, NEW YORK

NOTE: HISTORICAL MONITORING WELL DATA WAS USED TO ESTIMATE CONTOUR LINES WHEN NEW DATA WAS NOT AVAILABLE (SEE FIG 1-2).

Prepared by: ecology and environment engineering p.c.

In Association with: parsons

DRAWING TITLE
AOC 9
PERFORMANCE MONITORING
TOTAL DCB PLUME

FIGURE 3-4

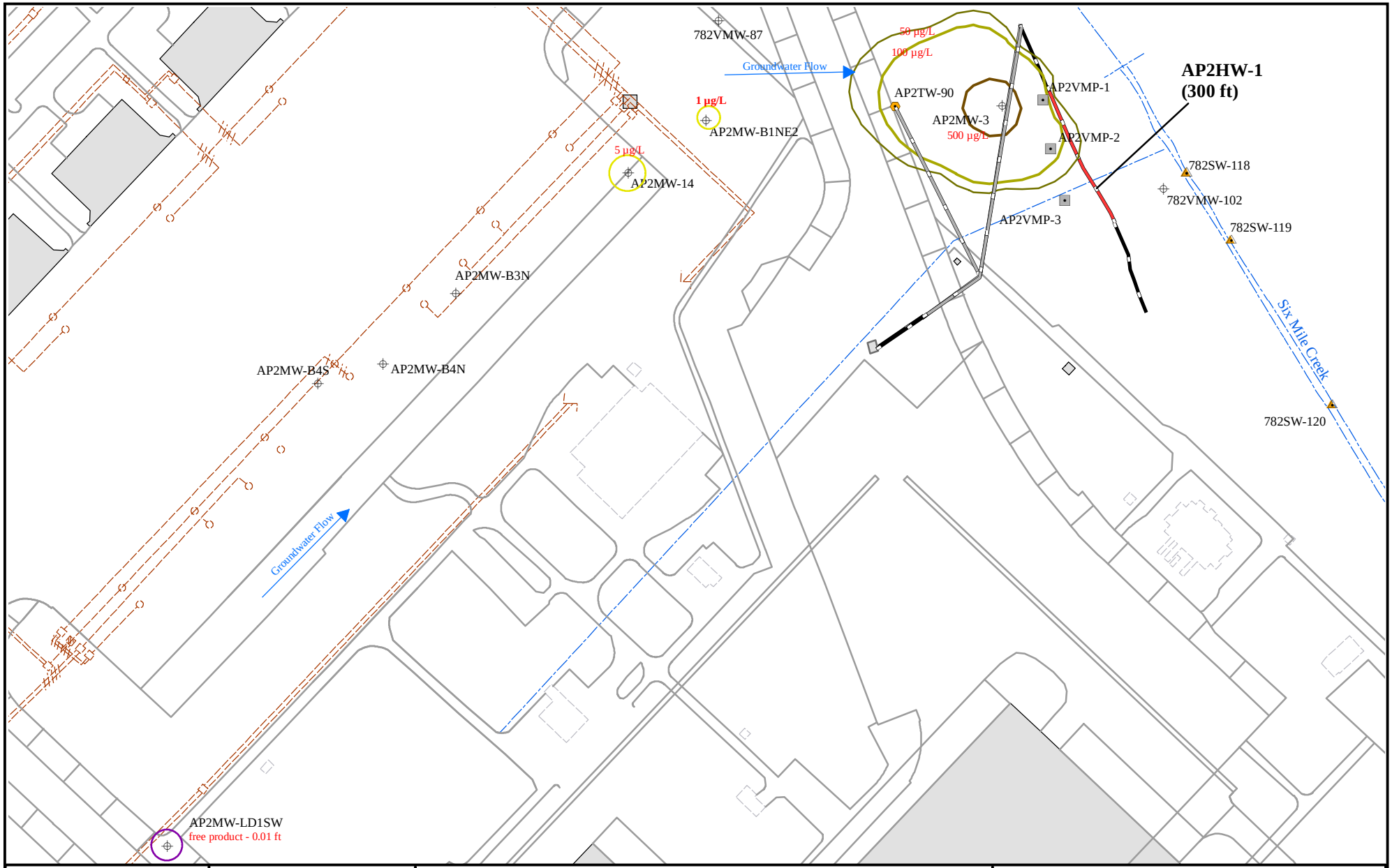

Y:\GIS_Projects\Griffiss\Projects\40-05-27\Petroleum-Spill-Sites\Apron2\2010_Report\Apron2_1210_plume.mxd

Table 6-4
Apron 2 Groundwater Sampling Results

Sample Location	NYS Groundwater Standards (µg/L)	AP2MW-3																
Date of Collection		2/7/03	6/27/03	9/19/03	12/9/03	3/31/04	7/2/04	9/21/04	1/3/05	4/8/05	6/23/05	9/28/05	12/30/05	3/22/06	6/20/06	9/20/06	12/18/06	2/28/07
VOCs (µg/L)																		
1,2,4-Trimethylbenzene	5*	U	U	U	U	U	U	U	U	6.9 J	38	110 J	53	180	210	152	176	206
1,3,5-Trimethylbenzene	5*	U	U	U	U	U	U	U	U	U	U	21 F	10	37	33	37	37 F	54.5
Benzene	1	1,100	2,200 J	2,400	2,200	2,100	1,900	1,200	1,200	920	1,200	980 J	720	1,400	1,300	1,120	1,140	1,120
Ethylbenzene	5*	U	U	U	U	U	50 F	60	160	130	220	150 J	84	180	190	141	173	140
Isopropylbenzene	5*	U	U	U	U	U	U	U	3 F	4.9 J	12	14 J	8.2	17	17	12.4 F	14.5 F	18 F
tert-Butyl Methyl Ether	10	270	310	370	210	190 F	270 F	190 F	U	180	U	U	U	U	U	141	116 F	117 F
n-Butylbenzene	5*	U	U	U	U	U	U	U	U	U	U	U	U	U	U	U	U	U
n-Propylbenzene	5*	U	U	U	U	U	U	U	U	U	U	0.83 J	2.2 F	9.4	10	8.40 F	16.5 F	25 F
m,p,-Xylene (Sum of Isomers)	5*	U	U	U	U	U	U	U	450	420	780	550 J	240	690	780	658	850	693
Naphthalene	10	U	U	U	U	U	75 F	42 F	14	1.9 J	7.2 F	27 J	U	62	61	57.4	59.5	143
o-Xylene	5*	U	U	U	U	U	U	U	U	5.4 J	8.7 F	3.2 J	2.2 F	5.1	4.5	3.20 F	U	U
p-Isopropyltoluene	5*	U	U	U	U	U	U	U	U	U	U	U	U	U	6.8	U	U	U
sec-Butylbenzene	5*	U	U	U	U	U	U	U	U	U	U	U	U	U	U	U	U	U
t-Butylbenzene	5*	U	U	U	U	U	U	U	U	U	U	U	U	0.4 F	0.33 F	U	U	U
Toluene	5*	U	U	U	U	U	18 F	14 F	11	8.6 F	14	10 J	8.8	20	16	12.2 F	16 F	11 F
Total VOCs		1,370	2,510	2,770	2,410	2,290	2,313	1,506	1,838	1,677.70	2,279.9	1,866.06	1,128.4	2,600.9	2,628.63	2,342.6	2,598.5	2,527.5

Sample Location	NYS Groundwater Standards (µg/L)	AP2MW-3																
Date of Collection		4/10/07	6/28/07	9/17/07	12/5/07	3/24/08	6/11/08	9/9/08	12/17/08	3/16/09	6/23/09	9/10/09	12/1/09	4/7/10	6/15/10	9/15/10	12/7/10	4/27/11
VOCs (µg/L)																		
1,2,4-Trimethylbenzene	5*	129	44 F	89.20	78.20	46.5 F	44.6	43.5	26.4	33.4	20.0	25.6	23.4	24.9	32.8	23.5 F	26.8	21
1,3,5-Trimethylbenzene	5*	41 F	44 F	6.9 F	20.5 F	14.5 F	8.4 F	10.5 F	6.4 F	7.4 F	9.2 F	5.6 F	5.20 F	5.10 F	6.4 F	5.5 F	17.0 F	4.9
Benzene	1	1,000	997	892	696	774	767	820.0	644	568	581.0	647	584	582	688	766	687	600
Ethylbenzene	5*	65	27 F	28.3	28.5	38 F	9.4 F	9 F	4.8 F	5.2 F	2.4 F	2.2 F	U	1.30 F	U	U	U	0.56 J
Isopropylbenzene	5*	10.5 F	U	6 F	8 F	30.5 F	U	U	U	2.4 F	U	2.2 F	U	1.80 F	U	U	U	2.1
tert-Butyl Methyl Ether	10	108 F	U	114 F	81.5 F	84 F	U	65 F	52.6 F	51.8 F	43.6 F	55 F	36.8 F	58.9	63 F	53.5 F	43.0 F	U
n-Butylbenzene	5*	U	U	U	U	U	U	U	U	U	U	U	U	U	U	U	U	1.0 J
n-Propylbenzene	5*	12.5 F	U	9.5 F	11.2 F	27.5	6.4 F	5.5 F	3.2 F	4.2 F	2.6 F	3 F	2.8 F	2.50 F	U	3 F	U	5.7
m,p,-Xylene (Sum of Isomers)	5*	328	146	201	196	208	94.2	71.0	45.4	55.4	41.8	39 F	39 F	33.3	25.6 F	17.2 F	14.5 F	6.6
Naphthalene	10	84.5	15.5 F	10.1	12.8 F	31.5 F	16.6 F	16.5 F	5.4 F	12.2 F	18.8 F	7.8 F	8.6 F	8.40 F	14.4 F	10. 5 F	2.75 F	7.9
o-Xylene	5*	U	U	1.1 F	U	U	U	U	U	U	U	U	U	U	U	U	U	U
p-Isopropyltoluene	5*	U	U	U	U	U	U	U	U	U	U	U	U	U	U	U	U	0.52 J
sec-Butylbenzene	5*	U	U	U	U	U	U	U	U	U	U	U	U	U	U	U	U	U
t-Butylbenzene	5*	U	U	U	U	U	U	U	U	U	U	U	U	U	U	U	U	U
Toluene	5*	5 F	U	3.5 F	4.75 F	U	U	U	U	U	U	U	U	U	U	U	U	U
Total VOCs		1,783.5	1,273.5	1,361.6	1,137.5	1,254.5	946.6	1,041	788.2	740	719.4	787.4	699.8	718.2	830.2	868.70	791.05	650.28

Notes:
* - The principal organic contaminant standard for groundwater of 5 ug/L applies to this substance.
U - The analyte was analyzed for, but not detected. The associated numerical value is at or below the method detection limit.
J - The analyte was positively identified, the quantitation is an approximation.
F - Analyte was positively identified above the MDL, however the concentration is below the reporting limit (RL).

Table 6-4
Apron 2 Groundwater Sampling Results

Sample Location	NYS Groundwater Standards (µg/L)	AP2MW-14																	
Date of Collection		**7/10/02**	**10/3/02**	**12/11/03**	**4/8/03**	**7/2/03**	**9/23/03**	**12/22/03**	**4/8/04**	**7/7/04**	**9/24/04**	**1/3/05**	**4/7/05**	**6/23/05**	**9/27/05**	**12/30/05**	**3/22/06**	**6/20/06**	**9/20/06**
VOCs (µg/L)																			
1,2,4-Trimethylbenzene	5*	67	42	48	91	5.2	82	110 J	160	110	120	140	97	65 M	28 ♦	31 M	47	33	27.8
1,3,5-Trimethylbenzene	5*	8.7	3.4	9.5	13	5	7.6	15	24	13	10	8.4 ♦	3.5	5.6 ♦	0.43 M	1.5 M	2.1	4.4	1.5
Benzene	1	8.6	3	4.4	6.4	3.9	3.6	5.3	9.7	5.4	5.6 ♦	7.4 ♦	8.1	5.6 ♦	3.4 M	2.6	3.1 B	4.1	1.14
Ethylbenzene	5*	26	1.6	0.61	18	13	9.4	28	38	24	22 ♦	14	24	31 ♦	3.2	1.2	5.3	13	6.38
Isopropylbenzene	5*	6.2	2.2	1.1	6.7	4.2	3.6	10	12	8.6	7.8 ♦	5.6 ♦	7.6	8.8 ♦	2	1.2	1.6	2.4	1.28
tert-Butyl Methyl Ether	10	U	U	U	0.17	U	U	U	U	U	U	U	U	U	U	U	U	U	U
n-Butylbenzene	5*	U	U	U	0.90 F	U	U	U	U	U	U	U	U	U	U	U	U	U	U
n-Propylbenzene	5*	3.4	1.2	U	4	U	1.7	6.8	8.4	5	5	3.2 ♦	3.8	5.8 ♦	0.88	0.46 F	U	0.46 F	0.49 F
m,p,-Xylene (Sum of Isomers)	5*	92	7.4	21	110	63	84	120 J	200	120	110 ♦	120 ♦	70	65 M	22 ♦	32 M	38	44	26.6
Naphthalene	10	2.5	1.5	2	2.6	2.6 B	1.4	3.6	3.9 F	2.4	3 F	4.2 ♦	2.6	2.3 ♦	1	0.97 F	0.93 F	0.55 F	1.03
o-Xylene	5*	0.8	U	0.57	0.84 F	0.62	0.62	1	1.4 F	0.88 ♦	U	U	U	0.51 ♦	U	U	0.28 F	0.24 F	0.17 F
p-Isopropyltoluene	5*	1.5	1.6	1.8	2.4	1	1.4	3.6	3.8	2.3	3.1	3.1 ♦	2.5	3.3 ♦	1.3	1.7 M	1.8	0.88	0.98 F
sec-Butylbenzene	5*	U	U	U	U	U	U	U	U	U	U	U	U	U	U	U	U	U	U
t-Butylbenzene	5*	0.38 F	U	0.53	U	U	U	0.81	U	0.48 F♦	U	U	0.66	0.61	0.40 F	0.44 F	0.48 F	0.33 F	0.62 F
Toluene	5*	U	0.55	U	0.10 F	2	U	U	U	U	U	U	U	U	U	U	U	U	U
Total VOCs		217.08	64.45	89.51	256.11	100.52	195.32	304.11	461.2	292.06	286.5	305.9	219.8	193.5	62.61	73.07	100.59	103.36	67.99

Sample Location	NYS Groundwater Standards (µg/L)	AP2MW-14																	
Date of Collection		**12/11/06**	**3/27/07**	**6/19/07**	**9/18/07**	**12/6/07**	**3/24/08**	**6/10/08**	**9/9/08**	**12/16/08**	**3/17/09**	**6/23/09**	**9/9/09**	**12/1/09**	**4/6/10**	**6/15/10**	**9/15/10**	**12/7/10**	**4/27/11**
VOCs (µg/L)																			
1,2,4-Trimethylbenzene	5*	66.8	57 ♦	32.7 ♦	30.1	30.4	72.9	47.9	11.6 ♦	5.53	25.3 ♦	14.4	2.18	2.36	15.7	3.12	6.9	16.2	50
1,3,5-Trimethylbenzene	5*	1.71	4.98 ♦	17.3	4 ♦	2.23	4.73	4.26	0.3 F ♦	0.26 F	1.77 ♦	0.94 F	U	0.11 F	1.68	0.22 F ♦	0.38 F	2.01	11
Benzene	1	1.46	2.78 ♦	2.12 ♦	0.96 ♦	0.24 F	1.28	2.08	1.19 ♦	0.45 F	3	2.45	0.49 F	0.13 F	1.41	0.48 F	U	0.18 F	1.7
Ethylbenzene	5*	10.3	10.2 ♦	8.65 ♦	5.64 ♦	0.38 F	8.88	24.9	9.27 ♦	1.5	15.4	9.64	0.22 F	U	6.08	1.45	U	0.31 F	13
Isopropylbenzene	5*	3.13	2.72 ♦	1.85 F ♦	1.7 ♦	0.78 F	2.82 ♦	4.92	2.55 ♦	0.82 F	4.79 ♦	2.8	0.32 F	0.30 F	2.26	U	0.41 F	1.02	6.1
tert-Butyl Methyl Ether	10	U	U	U	U	U	U	U	U	U	U	U	U	U	U	U	U	U	U
n-Butylbenzene	5*	0.13 F	U	U	0.33 F ♦	U	U	1.05	U	U	U	0.38 F	U	U	U	U	U	0.14 F	0.82 J
n-Propylbenzene	5*	1.09	1.10 F ♦	0.625 F ♦	0.63 F ♦	0.28 F	1.35 F	1.54	0.92 F ♦	0.21 F	1.69 ♦	1.42	U	U	0.520 F	U	U	0.26 F	4.1
m,p,-Xylene (Sum of Isomers)	5*	62.2	71.8 ♦	43.9	28.7	16.9	54.3	53.8	4.59 ♦	2.64	10.2 ♦	4.93	0.62 F	1.12 F	8.73	1.78 F	2.22 F	8.04	31
Naphthalene	10	1.35 F ♦	4.12 ♦	0.4 F	0.47 F ♦	0.57 F	1.52 F	0.63 F	U	U	U	0.8 F	U	0.20 F	0.110 F	U	U	U	0.39 J
o-Xylene	5*	0.42 F	1.58 F ♦	U	0.32 F ♦	0.58 F	U	U	U	U	U	U	U	U	U	U	U	U	U
p-Isopropyltoluene	5*	1.16	1.65 F ♦	0.4 F	0.66 F ♦	0.51 F	1.48 F♦	1.25	U	U	U	0.35 F	U	U	U	U	U	U	0.95 J
sec-Butylbenzene	5*	U	U	U	U	U	U	1.36	0.62 F	0.46 F	0.99 F ♦	0.8 F	0.56 F	0.48 F	0.910 F	0.57 F	0.51 F	0.75 F	3.3
t-Butylbenzene	5*	0.44 F	0.35 F ♦	U	U	0.33 F	U	U	0.21 F	0.38 F	0.29 F ♦	0.39 F	0.18 F	0.17 F	0.260 F	U	0.15 F	U	U
Toluene	5*	U	U	U	U	U	U	U	U	U	U	U	U	U	U	U	U	U	U
Total VOCs		150.19	158.28	107.95	73.51	53.20	149.26	143.69	31.25	12.25	63.43	39.3	4.57	4.87	37.66	7.62	10.57	28.91	122.36

Notes:
* - The principal organic contaminant standard for groundwater of 5 ug/L applies to this substance.
U - The analyte was analyzed for, but not detected. The associated numerical value is at or below the method detection limit.
J - The analyte was positively identified, the quantitation is an approximation.
F - Analyte was positively identified above the MDL, however the concentration is below the reporting limit (RL).
M - The differences between the two recoveries are outside of the relative percent difference limit
♦ = Denotes higher nominal value of duplicate sample result.
B - The analyte was also detected in a Blank.

Table 6-4
Apron 2 Groundwater Sampling Results

Sample Location	NYS Groundwater Standards (µg/L)	AP2MW-B1NE2														
Date of Collection		**7/9/02**	**10/1/02**	**12/12/02**	**4/15/03**	**7/3/03**	**9/24/03**	**12/19/03**	**4/7/04**	**7/7/04**	**9/24/04**	**1/3/05**	**4/8/05**	**6/23/05**	**9/28/05**	**12/30/05**
VOCs (µg/L)																
1,2,4-Trimethylbenzene	5*	510	42	49	26	8.3	6.4	37	18	22	8.9	7.5	14	14	5.3	18
1,3,5-Trimethylbenzene	5*	160	26	21 M	9.5	1.6	1.9	12	4.3	3.7	1.7	1.3	2.2	2.2	0.92	3.5
Benzene	1	110	61	53 M	88	64	41	230	85	100	35	19	39	35	10	48
Ethylbenzene	5*	100	5.7	10 M	6.7	2	0.92	31	8.1	7.9	2.3	1.1	3.9	5.2	0.65	13
Isopropylbenzene	5*	36	2.1	4.5 M	2.4	1.1	0.56	3.6	1.1 F	1.9	0.84	0.6	1.8	2	0.54	2.8
tert-Butyl Methyl Ether	10	U	U	U	U	U	U		U	U	U	U	U	U	U	U
n-Butylbenzene	5*	U	U	0.044 M	0.062	U	U	1.8	U	U	U	U	U	0.33 F	U	U
n-Propylbenzene	5*	47	2.6	8.5 M	4.5	1.2	0.61	6.5	1.4 F	2.1	0.95	0.71	1.9	2.3	0.6	3.7
m,p,-Xylene (Sum of Isomers)	5*	970	63	33 M	36	18	12	110	35	36	15	11	24	24	6.2	42
Naphthalene	10	140	12	11 M	7.4	3.8 B	1.6	5.5	5	8.5	2.8	2.5	6.1	7.4	1.6	13
o-Xylene	5*	430	30	3.6 M	5.3	2	1.2	36	8.1	12	4.3	2.2	5.9	5	0.5	3
p-Isopropyltoluene	5*	13	4.8	3.8 M	1.9	U	U	1.4	U	0.42 F	0.24 F	U	0.23 F	0.29 F	U	0.34 F
sec-Butylbenzene	5*	U	U	U	U	U	U	U	U	U	U	U	U	U	U	U
t-Butylbenzene	5*	U	0.44 F	0.34 M	0.14	U	U	U	U	U	U	U	U	U	U	U
Toluene	5*	370	22	3.3 M	2.8	2.2	1.6	210	7.1	4.3	0.85	0.53	1.6	1.6	U	2.1
Total VOCs		2,886.0	271.64	201.08	190.70	104.20	67.79	684.8	173.1	198.82	72.88	46.44	100.63	99.32	26.31	149.44

Sample Location	NYS Groundwater Standards (µg/L)	AP2MW-B1NE2														
Date of Collection		**3/21/06**	**6/20/06**	**9/24/06**	**12/18/06**	**3/28/07**	**9/18/07**	**3/24/08**	**9/9/08**	**3/17/09**	**6/23/09**	**9/9/09**	**12/1/09**	**4/6/10**	**6/15/10**	**4/28/11**
VOCs (µg/L)																
1,2,4-Trimethylbenzene	5*	2.1	42	21.8 J	1.41	11.1	20.4	15.5	0.56 F		15.2	7.15	0.65 F	0.910 F	0.3 F	0.66 J
1,3,5-Trimethylbenzene	5*	U	9.8	4.4	0.2 F	4.25	3.58	2.4	0.22 F		2.19	1.67	U	0.170 F	U	0.25 J
Benzene	1	7.6	57	35.4	3.97	70.8 J	31.5	26.8	5.39		5.1	5.22	3.88	4.83	3.27	1.8
Ethylbenzene	5*	0.49 F	9.4	2.92 J	U	6.62	4.39	3.13	0.57 F		3.56	0.5 F	U	U	U	U
Isopropylbenzene	5*	U	3.9	1.5 F	0.14 F	2.54	2.35	1.47	U		0.34 F	0.39 F	U	U	U	U
tert-Butyl Methyl Ether	10	U	U	U	U	U	U	U	U		U	U	U	U	U	U
n-Butylbenzene	5*	U	0.41 F	U		1.62	0.39 F	U	U	Free	0.91 F	0.38 F	U	U	U	U
n-Propylbenzene	5*	U	5.3	2.35	0.22 F	4.78	3.29	2.06	0.19 F	Product	0.45 F	0.7 F	U	0.170 F	U	0.17 J
m,p,-Xylene (Sum of Isomers)	5*	2.6	39	16.4 J	0.47 F	14.2	16.6	10.6	0.86 F	0.39 ft	32.5	2.01	0.28 F	0.330 F	U	U
Naphthalene	10	0.88 F	18	10.1	0.7 F	3.41	12.7	7.77	U		1.14	1.4	0.20 F	0.360 F	0.15 F	U
o-Xylene	5*	U	2.2	0.68 F	U	3.51	0.78 F	1.44	0.17 F		6.69	0.26 F	U	U	U	U
p-Isopropyltoluene	5*	U	0.59	U	U	1.14	0.39 F	0.45 F	U		1.18	0.56 F	U	U	U	U
sec-Butylbenzene	5*	U	U	U	U	U	U	U	U		0.55 F	0.48 F	U	U	U	U
t-Butylbenzene	5*	U	U	U	U	0.12 F	U	U	U		0.28 F	U	U	U	U	U
Toluene	5*	U	2.6	1.48 F	0.15 F	5.2	U	1.48	0.84 F		2.82	0.32 F	U	U	U	U
Total VOCs		13.67	190.2	97.03	7.26	129.29	96.37	73.1	8.8		72.91	21.04	5.01	6.77	3.72	2.88

Notes:
* - The principal organic contaminant standard for groundwater of 5 ug/L applies to this substance.
U - The analyte was analyzed for, but not detected. The associated numerical value is at or below the method detection limit.
M - The differences between the two recoveries are outside of the relative percent difference limit
F - Analyte was positively identified above the MDL, however the concentration is below the reporting limit (RL).
B - The analyte was also detected in a Blank.
J - The analyte was positively identified, the quantitation is an approximation.

Table 6-4
Apron 2 Groundwater Sampling Results

Sample Location	NYS Groundwater Standards (µg/L)	AP2MW-B3N								
Date of Collection		7/9/02	10/1/02	12/12/02	4/15/03	7/3/03	9/24/03	12/19/03	4/7/04	7/7/04
VOCs (µg/L)										
1,2,4-Trimethylbenzene	5*	U	1.9	1	0.63 F	U	1.8	1.3	0.56 F	1.4
1,3,5-Trimethylbenzene	5*	U	1.5	1.1	0.86 F	U	1.6	U	0.79 F	1
Benzene	1	2.4	4.3	3.6	3.2	3.1	3.4	3.8	2.2	2.3
Ethylbenzene	5*	U	U	U	U	U	U	U	U	U
Isopropylbenzene	5*	U	U	U	0.11 F	U	U	U	U	U
tert-Butyl Methyl Ether	10	U	U	U	U	U	U	U	U	U
n-Butylbenzene	5*	U	U	U	0.069 F	U	U	U	U	U
n-Propylbenzene	5*	U	U	U	U	U	U	U	U	U
m,p,-Xylene (Sum of Isomers)	5*	7.3	16	6.7	5.6	6	11	8.9	1.3	6.8
Naphthalene	10	U	U	U	0.20 F	U	U	U	U	U
o-Xylene	5*	1.8	4	2.5	2.6	1.8	2.6	2.4	1.5	2.2
p-Isopropyltoluene	5*	U	U	U	U	U	U	U	U	U
sec-Butylbenzene	5*	U	U	U	U	U	U	U	U	U
t-Butylbenzene	5*	U	U	U	U	U	U	U	U	U
Toluene	5*	U	U	U	8.1	U	0.30 F	U	U	U
Total VOCs		11.5	27.7	14.9	21.37	10.9	20.7	16.4	6.35	13.7

Sample Location	NYS Groundwater Standards (µg/L)	AP2MW-B3N							
Date of Collection		9/24/04	4/8/05	9/27/05	3/21/06	9/24/06	3/29/07	3/24/08	4/27/11
VOCs (µg/L)									
1,2,4-Trimethylbenzene	5*	1.3	0.43 F	0.61	U	U	U	U	U
1,3,5-Trimethylbenzene	5*	0.85	U	U	U	U	U	U	U
Benzene	1	1.6	1.2	1.3	0.87	0.23 F	1.86	0.21 F	U
Ethylbenzene	5*	U	U	U	U	U	0.14 F	U	U
Isopropylbenzene	5*	U	U	U	U	U	U	U	U
tert-Butyl Methyl Ether	10	U	0.24 F	U	U	0.16 F	U	U	U
n-Butylbenzene	5*	U	U	U	U	U	U	U	U
n-Propylbenzene	5*	U	U	U	U	U	U	U	U
m,p,-Xylene (Sum of Isomers)	5*	5.9	0.61	U	U	U	0.24 F	U	U
Naphthalene	10	U	U	U	U	U	U	U	U
o-Xylene	5*	1.5	U	U	U	U	U	U	U
p-Isopropyltoluene	5*	U	U	U	U	U	U	U	U
sec-Butylbenzene	5*	U	U	U	U	U	U	U	U
t-Butylbenzene	5*	U	U	U	U	U	U	U	U
Toluene	5*	U	U	U	U	U	0.11 F	U	U
Total VOCs		11.15	2.48	1.91	0.87	0.39	2.35	0.21	0

Notes:
* - The principal organic contaminant standard for groundwater of 5 ug/L applies to this substance.
U - The analyte was analyzed for, but not detected. The associated numerical value is at or below the method detection limit.
F - Analyte was positively identified above the MDL, however the concentration is below the reporting limit (RL).

Table 6-4
Apron 2 Groundwater Sampling Results

Sample Location	NYS Groundwater Standards (µg/L)	AP2MW-LD1SW																
Date of Collection		**10/1/02**	**12/12/02**	**4/15/03**	**7/3/03**	**9/24/03**	**12/19/03**	**4/7/04**	**7/7/04**	**9/24/04**	**1/3/05**	**4/8/05**	**6/23/05**	**9/28/05**	**1/3/06**	**3/22/06**	**6/20/06**	**9/20/06**	**12/11/06**
VOCs (µg/L)																			
1,2,4-Trimethylbenzene	5*	Free Product	Free Product 0.03 ft	Free Product 0.03 ft	Free Product 1.74 ft	Free Product 0.29 ft	Free Product 0.26 ft	Free Product 1.25 ft	Free Product 0.56 ft	Free Product 0.01 ft	Free Product 0.02 ft	230	32	Free Product 0.04 ft	Free Product 0.85 ft	Free Product 0.03 ft	310	Free Product 0.04 ft	303
1,3,5-Trimethylbenzene	5*											39	11				110		92.1
Benzene	1											U	U				U		U
Ethylbenzene	5*											86	19				160		147
Isopropylbenzene	5*											24	3.5				28		28.6
tert-Butyl Methyl Ether	10											U	U				U		U
n-Butylbenzene	5*											11	U				4.7		3.49
n-Propylbenzene	5*											31	4.4				32		31.1
m,p,-Xylene (Sum of Isomers)	5*											200	41				380		396
Naphthalene	10											35	6.9				70		66
o-Xylene	5*											37	11				120		98.7
p-Isopropyltoluene	5*											10	1.5				10		8.55
sec-Butylbenzene	5*											8.8	1.1				6.9		5.22
t-Butylbenzene	5*											2.2	0.22 F				1.9		1.61
Toluene	5*											U	U				U		U
Total VOCs												714.00	131.62				1,233.50		1,181.37

Sample Location	NYS Groundwater Standards (µg/L)	AP2MW-LD1SW																
Date of Collection		**4/10/07**	**6/18/07**	**9/19/07**	**12/5/07**	**3/24/08**	**6/10/08**	**9/9/08**	**12/17/08**	**3/17/09**	**6/23/09**	**9/9/09**	**12/1/09**	**4/7/10**	**6/15/10**	**9/15/10**	**12/7/10**	**4/25/11**
VOCs (µg/L)																		
1,2,4-Trimethylbenzene	5*	Free Product	13.5	Free Product 0.03 ft	Free Product 0.08 ft	Free Product 0.11 ft	Free Product 0.03 ft	Free Product 0.03 ft	Free Product 0.04 ft	Free Product 0.09 ft	70.5	Free Product 0.04 ft	420	Free Product 0.24 ft	Free Product 0.02 ft	Free Product 0.03 ft	Free Product 0.01 ft	Free Product 0.07 ft
1,3,5-Trimethylbenzene	5*		16								23.0		129					
Benzene	1		U								U		U					
Ethylbenzene	5*		3.5								10.9		71.6					
Isopropylbenzene	5*		1.12								4.75 F		30.6					
tert-Butyl Methyl Ether	10		U								U		U					
n-Butylbenzene	5*		U								3.2 F		4.60 F					
n-Propylbenzene	5*		1.48								6.2		30.16					
m,p,-Xylene (Sum of Isomers)	5*		10.7								34.5		267					
Naphthalene	10		1.51								8.15		66.8					
o-Xylene	5*		2.05								7.55		46.6					
p-Isopropyltoluene	5*		0.75 F								4.65		12.4 F					
sec-Butylbenzene	5*		0.48 F								1.85 F		6.60 F					
t-Butylbenzene	5*		1.33								1.5 F		U					
Toluene	5*		U								U		U					
Total VOCs			52.42								176.75		1085.36					

Notes:
* - The principal organic contaminant standard for groundwater of 5 ug/L applies to this substance.
U - The analyte was analyzed for, but not detected. The associated numerical value is at or below the method detection limit.
F - Analyte was positively identified above the MDL, however the concentration is below the reporting limit (RL).

Table 6-4
Apron 2 Groundwater Sampling Results

Sample Location	NYS Groundwater Standards (µg/L)	782VMW-87																			
Date of Collection		7/10/02	10/3/02	12/11/03	7/2/03	9/23/03	12/22/03	4/8/04	7/7/04	9/24/04	1/3/05	4/8/05	6/23/05	9/28/05	3/22/06	9/20/06	12/18/06	3/27/07	3/24/08	3/17/09	4/6/10
VOCs (µg/L)																					
1,2,4-Trimethylbenzene	5*	U	U	U	U	U	U	U	U	U	U	U	U	U	U	U	U	U	U	U	U
1,3,5-Trimethylbenzene	5*	U	U	U	U	U	U	U	U	U	U	U	U	U	U	U	U	U	U	U	U
Benzene	1	U	U	U	U	U	U	U	U	U	U	U	U	U	U	U	U	U	U	U	U
Ethylbenzene	5*	U	U	U	U	U	U	U	U	U	U	U	U	U	U	U	U	U	U	U	U
Isopropylbenzene	5*	U	U	U	U	U	U	U	U	U	U	U	U	U	U	U	U	U	U	U	U
tert-Butyl Methyl Ether	10		U	U	38	41	32	29	26	U	24	25	24	24	30	24.6	20.1	20.7	17.5	16.8	18.5
n-Butylbenzene	5*	U	U	U	U	U	U	U	U	U	U	U	U	U	U	U	U	U	U	U	U
n-Propylbenzene	5*	U	U	U	U	U	U	U	U	U	U	U	U	U	U	U	U	U	U	U	U
m,p,-Xylene (Sum of Isomers)	5*	U	U	U	U	U	U	U	U	U	U	U	U	U	U	U	U	U	U	U	U
Naphthalene	10	U	U	U	U	U	U	U	U	U	U	U	U	U	U	U	U	U	U	U	U
o-Xylene	5*	U	U	U	U	U	U	U	U	U	U	U	U	U	U	U	U	U	U	U	U
p-Isopropyltoluene	5*	U	U	U	U	U	U	U	U	U	U	U	U	U	U	U	U	U	U	U	U
sec-Butylbenzene	5*	U	U	U	U	U	U	U	U	U	U	U	U	U	U	U	U	U	U	U	U
t-Butylbenzene	5*	U	U	U	U	U	U	U	U	U	U	U	U	U	U	U	U	U	U	U	U
Toluene	5*	U	U	U	U	U	U	U	U	U	U	U	U	U	U	U	U	U	U	U	U
Total VOCs		0	0	0	38	41	32	29	26	0	24	25	24	24	30	24.6	20.1	20.7	17.5	16.8	18.5

Notes:
* - The principal organic contaminant standard for groundwater of 5 ug/L applies to this substance.
U - The analyte was analyzed for, but not detected. The associated numerical value is at or below the method detection limit.

Table 6-4
Apron 2 Groundwater Sampling Results

Sample Location	NYS Groundwater Standards (µg/L)	782VMW-102																	
Date of Collection		2/20/02	1/30/03	6/25/03	9/19/03	12/9/03	3/31/04	7/2/04	9/21/04	1/3/05	4/8/05	6/23/05	9/28/05	12/30/05	3/22/06	6/20/06	9/20/06	12/18/06	2/28/07
VOCs (µg/L)																			
1,2,4-Trimethylbenzene	5*	U	U	U	U	U	U	U	U	U	U	U	U	U	U	U	U	U	U
1,3,5-Trimethylbenzene	5*	U	U	U	U	U	U	U	U	U	U	U	U	U	U	U	U	U	
Benzene	1	U	U	U	U	U	2,000	3,200	2,900	1,900	2,200	32	1,400	720	1,700 M	1,600	1,460	1,820 ♦	1,450
Ethylbenzene	5*	U	U	U	U	U	U	U	U	U	U	U	U	U	U	U	U	U	U
Isopropylbenzene	5*	U	U	U	U	U	U	U	U	U	U	U	U	U	U	U	U	U	U
tert-Butyl Methyl Ether	10	86	120	480	630	200	310	340	230 F	170	300	2.8	110F	87	280 M	60	88	93 F	134 F
n-Butylbenzene	5*	U	U	U	U	U	U	U	U	U	U	U	U	U	U	U	U	U	U
n-Propylbenzene	5*	U	U	U	U	U	U	U	U	U	U	U	U	U	U	U	U	U	U
m,p,-Xylene (Sum of Isomers)	5*	U	U	U	U	U	U	U		U	U	U	U	U	U	U	U	U	U
Naphthalene	10	U	U	U	U	U	U	U	25 J	U	U	U	U	U	U	U	U	U	U
o-Xylene	5*	U	U	U	U	U	U	U	U	U	U	U	U	U	U	U	U	U	U
p-Isopropyltoluene	5*	U	U	U	U	U	U	U	U	U	U	U	U	U	U	U	U	U	U
sec-Butylbenzene	5*	U	U	U	U	U	U	U	U	U	U	U	U	U	U	U	U	U	U
t-Butylbenzene	5*	U	U	U	U	U	U	U	U	U	U	U	U	U	U	U	U	U	U
Toluene	5*	U	U	U	U	U	U	U	U	U	U	U	U	U	U	U	U	U	U
Total VOCs		86	120	480	630	200	2,310	3,540	3,155	2,070	2,500	34.8	1,510	807	1,980	1,660	1,548	1,913	1,584

Sample Location	NYS Groundwater Standards (µg/L)	782VMW-102																
Date of Collection		4/10/07	6/19/07	9/17/07	12/5/07	3/24/08	6/11/08	3/17/09	12/16/08	3/16/09	6/23/09	9/10/09	12/2/09	4/7/10	6/15/10	9/22/10	12/7/10	4/27/11
VOCs (µg/L)																		
1,2,4-Trimethylbenzene	5*	U	U	U	U	U	U	U	U	U	U	U	U	U	U	U	U	U
1,3,5-Trimethylbenzene	5*	U	U	U	U	U	U	U	U	U	U	U	U	U	U	U	U	U
Benzene	1	1,030	606	726	435 ♦	251 ♦	236	58.9	34.7 M	17 M ♦	46.6	52.2	54.9 M	21 ♦	4.54	U	U	U
Ethylbenzene	5*	U	U	U	U	U	U	U	U	U	U	U	U	U	U	U	U	U
Isopropylbenzene	5*	U	U	U	U	U	U	U	U	U	U	U	U	U	U	U	U	U
tert-Butyl Methyl Ether	10	69 F	1.19	53 F	37 F	28.7 F	U	15.9	0.58 F	0.72 F ♦	0.58 F	1.84 F	9.60 F	14.7	7.15	2.31 F	9.17 ♦	6.3
n-Butylbenzene	5*	U	U	U	U	U	U	U	U	U	U	U	U	U	U	U	U	U
n-Propylbenzene	5*	U	U	U	U	U	U	U	U	U	U	U	U	U	U	U	U	U
m,p,-Xylene (Sum of Isomers)	5*	U	U	U	U	U	U	U	U	U	U	U	U	U	U	U	U	U
Naphthalene	10	U	U	U	U	U	U	U	U	0.73 F ♦	U	U	U	U	U	U	U	U
o-Xylene	5*	U	U	U	U	U	U	U	U	U	U	U	U	U	U	U	U	U
p-Isopropyltoluene	5*	U	U	U	U	U	U	U	U	U	U	U	U	U	U	U	U	U
sec-Butylbenzene	5*	U	U	U	U	U	U	U	U	U	U	U	U	U	U	U	U	U
t-Butylbenzene	5*	U	U	U	U	U	U	U	U	U	U	U	U	U	U	U	U	U
Toluene	5*	U	U	U	U	U	U	U	U	U	U	U	U	U	U	U	U	U
Total VOCs		1,099	607.19	779	472	280	236	74.8	35.28	18.45	47.18	54.04	64.5	35.7	11.69	2.31	9.17	6.3

Notes:
* - The principal organic contaminant standard for groundwater of 5 ug/L applies to this substance.
U - The analyte was analyzed for, but not detected. The associated numerical value is at or below the method detection limit.
J - The analyte was positively identified, the quantitation is an approximation.
F - Analyte was positively identified above the MDL, however the concentration is below the reporting limit (RL).
M - The differences between the two recoveries are outside of the relative percent difference limit
♦ = Denotes higher nominal value of duplicate sample result.

Table 6-4
Apron 2 Surface Water Sampling Results

Sample Location	NYS Surface Water Standards (µg/L)	782SW-118																
Date of Collection		5/7/02	2/10/03	2/27/03	9/19/03	12/9/03	3/31/04	7/2/04	9/21/04	12/29/04	4/6/05	6/24/05	9/28/05	12/30/05	3/22/06	6/20/06	9/20/06	12/18/06	2/28/07
VOCs (µg/L)																			
1,2,4-Trimethylbenzene	5*	U	U	U	U	U	U	U	U	U	U	U	U	U	U	U	U	U	U
1,3,5-Trimethylbenzene	5*	U	U	U	U	U	U	U	U	U	U	U	U	U	U	U	U	U	U
Benzene	1	U	U	U	3.8	3.8	1.5	13	6.2	9.1	7.1	25	5.2	U	3.3 B	5.2	3.75	6.84	0.7
Ethylbenzene	5*	U	U	U	U	U	U	U	U	U	U	U	U	U	U	U	0.14 F	0.34 F	U
Isopropylbenzene	5*	U	U	U	U	U	U	U	U	U	U	U	U	U	U	U	U	U	U
tert-Butyl Methyl Ether	10	1.59 F	1.1	0.86 F	4.2 F	0.71 F	0.24 F	2.5	1 F	0.86 F	0.51 F	2.5	U	U	U	0.6 F	0.45 F	0.79 F	0.15
n-Butylbenzene	5*	U	U	U	U	U	U	U	U	U	U	U	U	U	U	U	U	U	U
n-Propylbenzene	5*	U	U	U	U	U	U	U	U	U	U	U	U	U	U	U	U	U	U
m,p,-Xylene (Sum of Isomers)	5*	U	U	U	U	U	U	U	U	U	U	U	U	U	U	U	0.17 F	0.63 F	U
Naphthalene	10	U	U	U	U	U	U	U	U	U	U	U	U	U	U	U	U	U	U
o-Xylene	5*	U	U	U	U	U	U	U	U	U	U	U	U	U	U	U	U	U	U
p-Isopropyltoluene	5*	U	U	U	U	U	U	U	U	U	U	U	U	U	U	U	U	U	U
sec-Butylbenzene	5*	U	U	U	U	U	U	U	U	U	U	U	U	U	U	U	U	U	U
t-Butylbenzene	5*	U	U	U	U	U	U	U	U	U	U	U	U	U	U	U	U	U	U
Toluene	5*	U	U	U	U	U	U	U	U	U	U	U	U	U	U	U	0.12 F	U	U
Total VOCs		1.59	1.1	0.86	8	4.51	1.74	15.5	7.2	9.96	7.61	27.5	5.2	0	3.3	5.8	4.63	8.6	0.85

Sample Location	NYS Surface Water Standards (µg/L)	782SW-118																
Date of Collection		4/10/07	7/2/07	9/11/07	12/10/07	3/17/08	6/12/08	9/30/08	12/30/08	4/16/09	6/16/09	9/28/09	12/8/09	4/21/10	6/17/10	10/6/10	12/7/10	4/28/11
VOCs (µg/L)																		
1,2,4-Trimethylbenzene	5*	U	U	U	U	U	U	U	U	U	U	U	U	U	U	U	U	U
1,3,5-Trimethylbenzene	5*	U	U	U	U	U	U	U	U	U	U	U	U	U	U	U	U	U
Benzene	1	5.17	22.8	10.2	3.41	2.82	2.67	3.78	1.11	0.64	0.62	0.74	0.24 F	0.35 F	0.32 F	U	0.2 F	U
Ethylbenzene	5*	0.13 F	0.2 F	U	U	U	U	U	U	U	U	U	U	U	U	U	U	U
Isopropylbenzene	5*	U	U	U	U	U	U	U	U	U	U	U	U	U	U	U	U	U
tert-Butyl Methyl Ether	10	0.62 F	3.27 F	1.52 F	0.95 F	U	0.55 F	1.05 F	0.22 F	U	0.22 F	0.300 F	U	0.17 F	0.23 F	U	U	U
n-Butylbenzene	5*	U	U	U	U	U	U	U	U	U	U	U	U	U	U	U	U	U
n-Propylbenzene	5*	U	U	U	U	U	U	U	U	U	U	U	U	U	U	U	U	U
m,p,-Xylene (Sum of Isomers)	5*	0.22 F	0.32 F	U	U	U	U	U	U	U	U	U	U	U	U	U	U	U
Naphthalene	10	U	U	U	U	U	U	U	U	U	U	U	U	U	U	U	U	U
o-Xylene	5*	U	U	U	U	U	U	U	U	U	U	U	U	U	U	U	U	U
p-Isopropyltoluene	5*	U	U	U	U	U	U	U	U	U	U	U	U	U	U	U	U	U
sec-Butylbenzene	5*	U	U	U	U	U	U	U	U	U	U	U	U	U	U	U	U	U
t-Butylbenzene	5*	U	U	U	U	U	U	U	U	U	U	U	U	U	U	U	U	U
Toluene	5*	U	U	U	U	U	U	U	U	U	U	U	U	U	U	U	U	U
Total VOCs		6.14	26.59	11.72	4.36	2.82	3.22	4.83	1.33	0.64	0.84	1.54	0.24	1.9	0.55	0	0.2	0

Notes:
* - The principal organic contaminant standard for groundwater of 5 ug/L applies to this substance.
U - The analyte was analyzed for, but not detected. The associated numerical value is at or below the method detection limit.
F - Analyte was positively identified above the MDL, however the concentration is below the reporting limit (RL).
B - The analyte was also detected in a Blank.

Table 6-4
Apron 2 Surface Water Sampling Results

Sample Location	NYS Surface Water Standards (µg/L)	782SW-119																	
Date of Collection		5/7/02	2/10/03	2/27/03	9/19/03	12/9/03	3/31/04	7/2/04	9/21/04	12/29/04	4/6/05	6/24/05	9/28/05	12/30/05	3/22/06	6/20/06	9/20/06	12/18/06	2/28/07
VOCs (µg/L)																			
1,2,4-Trimethylbenzene	5*	U	U	U	U	U	U	U	U	U	U	U	U	U	U	U	U	U	U
1,3,5-Trimethylbenzene	5*	U	U	U	U	U	U	U	U	U	U	U	U	U	U	U	U	U	U
Benzene	1	U	U	U	3.1	3.6	1.8	6.6	5.1	8.3	6.4	18	15	3.5	7.1	23	6.81	7	5.89
Ethylbenzene	5*	U	U	U	U	U	U	U	U	U	U	U		U	U	0.27 F	0.15 F	0.29 F	0.24 F
Isopropylbenzene	5*	U	U	U	U	U	U	U	U	U	U	U	U	U	U	U	U	U	U
tert-Butyl Methyl Ether	10	1.59 F	1	2.5 F	5.2	1.3 F	0.52 F	1.8 F	1 F	1 F	1.2 F	6.5	2.1	U	U	U	0.99 F	0.76 F	0.68 F
n-Butylbenzene	5*	U	U	U	U	U	U	U	U	U	U	U	U	U	U	U	U	U	U
n-Propylbenzene	5*	U	U	U	U	U	U	U	U	U	U	U	U	U	U	U	U	U	U
m,p,-Xylene (Sum of Isomers)	5*	U	U	U	U	U	U	U	U	U	U	U	U	U	U	U	0.18 F	0.48 F	0.46 F
Naphthalene	10	U	U	U	U	U	U	U	U	U	U	U	U	U	U	U	U	U	U
o-Xylene	5*	U	U	U	U	U	U	U	U	U	U	U	U	U	U	U	U	U	U
p-Isopropyltoluene	5*	U	U	U	U	U	U	U	U	U	U	U	U	U	U	U	U	U	U
sec-Butylbenzene	5*	U	U	U	U	U	U	U	U	U	U	U	U	U	U	U	U	U	U
t-Butylbenzene	5*	U	U	U	U	U	U	U	U	U	U	U	U	U	U	U	U	U	U
Toluene	5*	U	U	U	U	U	U	U	U	U	U	U	U	U	U	U	U	U	U
Total VOCs		1.59	1	2.5	8.3	4.9	2.32	8.4	6.1	9.3	7.6	24.5	17.1	3.5	7.1	23.27	8.13	8.53	7.27

Sample Location	NYS Surface Water Standards (µg/L)	782SW-119																
Date of Collection		4/10/07	7/2/07	9/11/07	12/10/07	3/17/08	6/12/08	9/30/08	12/30/08	4/16/09	6/16/09	9/28/09	12/8/09	4/21/10	6/17/10	10/6/10	12/7/10	4/28/11
VOCs (µg/L)																		
1,2,4-Trimethylbenzene	5*	U	U	U	U	U	U	U	U	U	U	U	U	U	U	U	U	U
1,3,5-Trimethylbenzene	5*	U	U	U	U	U	U	U	U	U	U	U	U	U	U	U	U	U
Benzene	1	4.37	11.2	5.79	3.87	2.36	4.39	3.21	1.25	0.62	0.59	0.71	0.20 F	0.34 F	0.31 F	0.12 F	0.27 F	U
Ethylbenzene	5*	0.12 F	0.11 F	U	U	U	U	U	U	U	U	U	U	U	U	U	U	U
Isopropylbenzene	5*	U	U	U	U	U	U	U	U	U	U	U	U	U	U	U	U	U
tert-Butyl Methyl Ether	10	0.57 F	1.98 F	1.37 F	0.87 F	U	0.79 F	0.99 F	0.26 F	U	0.19 F	0.370 F	U	0.2 F	0.28 F	U	U	U
n-Butylbenzene	5*	U	U	U	U	U	U	U	U	U	U	U	U	U	U	U	U	U
n-Propylbenzene	5*	U	U	U	U	U	U	U	U	U	U	U	U	U	U	U	U	U
m,p,-Xylene (Sum of Isomers)	5*	0.2 F	0.23 F	U	U	U	U	U	U	U	U	U	U	U	U	U	U	U
Naphthalene	10	U	U	U	U	U	U	U	U	U	U	U	U	U	U	U	U	U
o-Xylene	5*	U	U	U	U	U	U	U	U	U	U	U	U	U	U	U	U	U
p-Isopropyltoluene	5*	U	U	U	U	U	U	U	U	U	U	U	U	U	U	U	U	U
sec-Butylbenzene	5*	U	U	U	U	U	U	U	U	U	U	U	U	U	U	U	U	U
t-Butylbenzene	5*	U	U	U	U	U	U	U	U	U	U	U	U	U	U	U	U	U
Toluene	5*	U	U	U	U	U	U	U	U	U	U	U	U	U	U	U	U	U
Total VOCs		5.26	13.52	7.16	4.74	2.36	5.18	4.2	13.11	0.62	0.78	1.08	0.24	0.71	0.59	0.12	0.27	0

Notes:
* - The principal organic contaminant standard for groundwater of 5 ug/L applies to this substance.
U - The analyte was analyzed for, but not detected. The associated numerical value is at or below the method detection limit.
F - Analyte was positively identified above the MDL, however the concentration is below the reporting limit (RL).
♦ = Denotes higher nominal value of duplicate sample result.

Table 6-4
Apron 2 Surface Water Sampling Results

Sample Location	NYS Surface Water Standards (µg/L)	782SW-120															
Date of Collection		5/7/02	2/10/03	2/27/03	9/19/03	12/9/03	3/31/04	7/2/04	9/21/04	12/29/04	4/6/05	6/24/05	9/28/05	12/30/05	3/22/06	6/20/06	9/20/06	12/18/06
VOCs (µg/L)																		
1,2,4-Trimethylbenzene	5*	U	U	U	U	U	U	U	U	U	U	0.26 F	U	U	U	0.37 F	0.57 F	U
1,3,5-Trimethylbenzene	5*	U	U	U	U	U	U	U	U	U	U	U	U	U	U	U	U	U
Benzene	1	2.86	1	0.24 F	2.8	3.7	1.8	6.7	5	9	5.2	14	10	3.5	9.2	16	4.35	5.95
Ethylbenzene	5*	0.37 F	0.23 F	U	0.31 F	U	U	0.22 F	0.22 F	0.36 F	U	0.58	U	U	U	0.53	0.24 F	0.25
Isopropylbenzene	5*	U	U	U	U	U	U	U	U	U	U	U	U	U	U	U	U	U
tert-Butyl Methyl Ether	10	1.74 F	1.1	1.7 F	4.6 F	1.3 F	0.68 F	1.8 F	1.3 F	U	0.89 F	U	2	0.5 F	U	U	1 F	0.84 F
n-Butylbenzene	5*	U	U	U	U	U	U	U	U	U	U	U	U	U	U	U	U	U
n-Propylbenzene	5*	U	U	U	U	U	U	U	U	U	U	U	U	U	U	U	U	U
m,p,-Xylene (Sum of Isomers)	5*	0.87 F	0.58 F	U	0.64 F	U	U	0.58 F	0.50 F	0.91 F	U	2.2	0.92 F	U	U	U	0.64 F	0.44 F
Naphthalene	10	U	U	U	U	U	U	U	U	U	U	U	U	U	U	U	U	U
o-Xylene	5*	U	U	U	U	U	U	U	U	U	U	U	U	U	U	U	U	U
p-Isopropyltoluene	5*	U	U	U	U	U	U	U	U	U	U	U	U	U	U	U	U	U
sec-Butylbenzene	5*	U	U	U	U	U	U	U	U	U	U	U	U	U	U	U	U	U
t-Butylbenzene	5*	U	U	U	U	U	U	U	U	U	U	U	U	U	U	U	U	U
Toluene	5*	U	U	U	U	U	U	U	U	U	U	U	U	U	U	U	U	U
Total VOCs		5.84	2.91	1.94	8.35	5	2.48	9.3	7.02	10.27	6.09	17.04	12.92	4	9.2	16.9	6.8	7.48

Sample Location	NYS Surface Water Standards (µg/L)	782SW-120															
Date of Collection		2/28/07	4/10/07	7/2/07	9/11/07	12/10/07	3/17/08	6/12/08	9/30/08	4/16/09	6/16/09	9/24/09	12/8/09	4/21/10	6/17/10	10/6/10	12/7/10	4/28/11
VOCs (µg/L)																		
1,2,4-Trimethylbenzene	5*	U	U	0.23 F	U	0.16 F	0.24 F	0.59 F	U	0.33 F	U	0.18 F	U	U	U	U	U	U
1,3,5-Trimethylbenzene	5*	U	U	0.33 F	U	U	U	U	U	U	U	U	U	U	U	U	U	U
Benzene	1	5.13	2.72	6.57	4.1	3.65	2.3	3.87	2.64	1.16	0.59	0.87	0.3 F	0.41 F	0.43 F	0.14 F	0.34 F	U
Ethylbenzene	5*	0.23 F	0.18 F	0.35 F	U	0.15 F	0.18 F	0.21 F	0.15 F	0.12 F	U	0.13 F	U	U	U	U	U	U
Isopropylbenzene	5*	U	U	U	U	U	U	U	U	U	U	U	U	U	U	U	U	U
tert-Butyl Methyl Ether	10	0.71 F	0.42 F	1.61 F	1.19 F	0.76 F	U	0.86 F	0.82 F	U	0.26 F	0.48 F	U	0.21 F	0.32 F	U	0.17 F	U
n-Butylbenzene	5*	U	U	U	U	U	U	U	U	U	U	U	U	U	U	U	U	U
n-Propylbenzene	5*	U	U	U	U	U	U	U	U	U	U	U	U	U	U	U	U	U
m,p,-Xylene (Sum of Isomers)	5*	0.43 F	0.43 F	0.97 F	U	0.38 F	1.08 F	0.57 F	0.27 F	0.35 F	U	U	U	U	U	U	U	U
Naphthalene	10	U	U	0.14 F	U	U	U	U	U	0.15 F	U	0.23 F	U	U	U	U	U	U
o-Xylene	5*	U	U	U	U	U	U	U	U	U	U	U	U	U	U	U	U	U
p-Isopropyltoluene	5*	U	U	U	U	U	U	U	U	U	U	U	U	U	U	U	U	U
sec-Butylbenzene	5*	U	U	U	U	U	U	U	U	U	U	U	U	U	U	U	U	U
t-Butylbenzene	5*	U	U	U	U	U	U	U	U	U	U	U	U	U	U	U	U	U
Toluene	5*	U	U	U	U	U	U	U	U	U	U	U	U	U	U	U	U	U
Total VOCs		6.5	3.75	10.2	5.29	5.1	3.8	6.1	3.88	2.11	0.85	1.89	0.3	0.74	0.75	0.14	0.51	0

Notes:

* - The principal organic contaminant standard for groundwater of 5 ug/L applies to this substance.

U - The analyte was analyzed for, but not detected. The associated numerical value is at or below the method detection limit.

F - Analyte was positively identified above the MDL, however the concentration is below the reporting limit (RL).

Table 6-4
Apron 2 Groundwater Sampling Results

Sample Location	NYS Groundwater Standards (µg/L)	AP2VMP-1M														
Date of Collection		12/18/06	12/5/07	3/24/08	6/11/08	9/9/08	12/17/08	3/16/09	6/24/09	9/10/09	12/1/09	4/7/10	6/15/10	9/22/10	12/7/10	4/27/11
VOCs (µg/L)																
1,2,4-Trimethylbenzene	5*	358	200	U	15.1	7.2 F	U	U	2.4 F	U	U	U	U	U	U	0.14 J
1,3,5-Trimethylbenzene	5*	71.5	43	U	5.04	U	U	U	U	U	U	U	U	U	U	U
Benzene	1	1,260	368	633	425	886	626	550	313	309	212	348	199	15.2	20.1	340
Ethylbenzene	5*	212	71.4	U	3.14	U	U	U	U	U	U	1.10 F	U	U	U	U
Isopropylbenzene	5*	24 F	15.8	U	1.68	U	U	U	U	U	U	U	U	U	U	U
tert-Butyl Methyl Ether	10	114 F	93.8	101.0	91.4 F	69 F	73.5 F	76.8 F	66.1	69.4 F	57.4 F	79.2	175.0	59.1	68.5	77
n-Butylbenzene	5*	U	U	U	U	U	U	U	U	U	U	U	U	U	U	U
n-Propylbenzene	5*	13.5 F	17.5	U	1.92	U	U	U	U	U	U	U	U	U	U	U
m,p,-Xylene (Sum of Isomers)	5*	970	105	U	7.64	2.8 F	U	U	U	U	U	U	U	U	U	U
Naphthalene	10	97	41.4	25.5	10.1	U	U	U	U	U	U	1.20 F	2.22 F	0.375 F	U	U
o-Xylene	5*	U	1.4 F	U	U	U	U	U	U	U	U	U	U	U	U	U
p-Isopropyltoluene	5*	U	U	U	U	U	U	U	U	U	U	U	U	U	U	U
sec-Butylbenzene	5*	U	U	U	U	U	U	U	U	U	U	U	U	U	U	U
t-Butylbenzene	5*	U	U	U	U	U	U	U	U	U	U	U	U	U	U	U
Toluene	5*	18 F	1.6 F	U	U	U	U	U	U	U	U	U	U	U	U	U
Total VOCs		3,138	958.9	775.5	561.02	965.00	699.5	626.8	381.5	378.4	269.4	429.5	377.42	74.67	88.6	417.14

Sample Location	NYS Groundwater Standards (µg/L)	AP2VMP-1D														
Date of Collection		12/18/06	3/1/07	6/28/07	9/18/07	12/5/07	3/24/08	6/11/08	9/9/08	12/17/08	3/16/09	6/24/09	9/10/09	4/7/10	9/22/10	
VOCs (µg/L)																
1,2,4-Trimethylbenzene	5*	2.03	1.3	U	U	U	U	U	U	U	U	U	U	U	U	
1,3,5-Trimethylbenzene	5*	0.32 F	0.730 F	U	U	U	U	U	U	U	U	U	U	U	U	
Benzene	1	1.81	5.5 F	U	U	U	U	U	U	U	U	U	U	U	U	
Ethylbenzene	5*	0.85 F	U	U	U	U	U	U	U	U	U	U	U	U	U	
Isopropylbenzene	5*	U	U	U	U	U	U	U	U	U	U	U	U	U	U	
tert-Butyl Methyl Ether	10	3.04 F	4.1 F	U	6.5	3.74 F	6.58	6.99 J	6.75	7.75	8.79	10.2	11.2	14.9	12.3	
n-Butylbenzene	5*	U	U	U	U	U	U	U	U	U	U	U	U	U	U	
n-Propylbenzene	5*	U	U	U	U	U	U	U	U	U	U	U	U	U	U	
m,p,-Xylene (Sum of Isomers)	5*	4.29	5 F	U	U	U	U	U	U	U	U	U	U	U	U	
Naphthalene	10	1.29	2.19	U	U	U	U	U	U	U	U	U	U	U	U	
o-Xylene	5*	U	U	U	U	U	U	U	U	U	U	U	U	U	U	
p-Isopropyltoluene	5*	U	U	U	U	U	U	U	U	U	U	U	U	U	U	
sec-Butylbenzene	5*	U	U	U	U	U	U	U	U	U	U	U	U	U	U	
t-Butylbenzene	5*	U	U	U	U	U	U	U	U	U	U	U	U	U	U	
Toluene	5*	U	0.11 F	U	U	U	U	U	U	U	U	U	U	U	U	
Total VOCs		13.63	18.93	0	6.5	3.74	6.58	6.99	6.75	7.75	8.79	10.2	11.2	14.9	12.3	

Notes:

* - The principal organic contaminant standard for groundwater of 5 ug/L applies to this substance.

U - The analyte was analyzed for, but not detected. The associated numerical value is at or below the method detection limit.

F - Analyte was positively identified above the MDL, however the concentration is below the reporting limit (RL).

J - The analyte was positively identified, the quantitation is an approximation.

Table 6-4
Apron 2 Groundwater Sampling Results

Sample Location	NYS Groundwater Standards (µg/L)	AP2VMP-2																			
Date of Collection		12/18/06	12/18/06	3/1/07	6/28/07	9/18/07	12/5/07	3/24/08	6/11/08	9/9/08	12/17/08	3/16/09	6/24/09	6/24/09	9/10/09	9/10/09	12/1/09	4/7/10	9/22/10	9/22/10	4/27/11
VOCs (µg/L)																					
1,2,4-Trimethylbenzene	5*	U	0.1 F	U	U	U	U	U	U	U	U	U	U	U	U	U	U	U	U	U	U
1,3,5-Trimethylbenzene	5*	U	U	U	U	U	U	U	U	U	U	U	U	U	U	U	U	U	U	U	U
Benzene	1	1,150	20.2	22.6	2.33	U	1.39	0.63	0.70	0.56 F	0.44 F	0.29 F	0.27 F	0.16 F	U	0.43 F	0.17 F	0.270 F	U	0.350 F	U
Ethylbenzene	5*	U	0.28 F	0.11 F	U	U	U	U	U	U	U	U	U	U	U	U	U	U	U	U	U
Isopropylbenzene	5*	U	U	U	U	U	U	U	U	U	U	U	U	U	U	U	U	U	U	U	U
tert-Butyl Methyl Ether	10	85 F	5.8	2.42 F	U	U	U	U	U	U	U	U	U	U	U	U	U	U	U	U	2.2 J
n-Butylbenzene	5*	U	U	U	U	U	U	U	U	U	U	U	U	U	U	U	U	U	U	U	U
n-Propylbenzene	5*	U	0.17 F	U	U	U	U	U	U	U	U	U	U	U	U	U	U	U	U	U	U
m,p,-Xylene (Sum of Isomers)	5*	U	0.25 F	U	U	U	U	U	U	U	U	U	U	U	U	U	U	U	U	U	U
Naphthalene	10	U	U	U	U	U	U	U	U	U	U	U	U	U	U	U	U	U	U	U	U
o-Xylene	5*	U	0.1 F	U	U	U	U	U	U	U	U	U	U	U	U	U	U	U	U	U	U
p-Isopropyltoluene	5*	U	U	U	U	U	U	U	U	U	U	U	U	U	U	U	U	U	U	U	U
sec-Butylbenzene	5*	U	U	U	U	U	U	U	U	U	U	U	U	U	U	U	U	U	U	U	U
t-Butylbenzene	5*	U	U	U	U	U	U	U	U	U	U	U	U	U	U	U	U	U	U	U	U
Toluene	5*	15.5 F	0.17 F	0.3 F	U	U	U	U	U	U	U	U	U	U	U	U	U	U	U	U	U
Total VOCs		1,250.5	27.07	25.43	2.33	0	1.39	0.63	0.7	0.56	0.44	0.29	0.27	0.16	0	0.43	0.17	0.270	0	0.350	2.2

Sample Location	NYS Groundwater Standards (µg/L)	AP2VMP-3																		
Date of Collection		12/18/06	12/18/06	3/1/07	6/28/07	9/18/07	12/5/07	3/24/08	6/11/08	9/9/08	12/17/08	3/16/09	6/24/09	6/24/09	9/10/09	9/10/09	12/1/09	4/7/10	9/22/10	4/27/11
VOCs (µg/L)																				
1,2,4-Trimethylbenzene	5*	U	U	U	U	U	U	U	U	U	U	U	U	U	U	U	U	U	U	U
1,3,5-Trimethylbenzene	5*	U	U	U	U	U	U	U	U	U	U	U	U	U	U	U	U	U	U	U
Benzene	1	0.13 F	U	U	U	U	U	U	U	U	U	U	U	U	U	U	U	U	U	U
Ethylbenzene	5*	0.16 F	0.15 F	U	U	U	U	U	U	U	U	U	U	U	U	U	U	U	U	U
Isopropylbenzene	5*	U	U	U	U	U	U	U	U	U	U	U	U	U	U	U	U	U	U	U
tert-Butyl Methyl Ether	10	U	U	U	U	U	U	U	U	U	U	U	U	U	U	U	U	U	U	U
n-Butylbenzene	5*	U	U	U	U	U	U	U	U	U	U	U	U	U	U	U	U	U	U	U
n-Propylbenzene	5*	U	U	U	U	U	U	U	U	U	U	U	U	U	U	U	U	U	U	U
m,p,-Xylene (Sum of Isomers)	5*	0.32 F	0.44 F	U	U	U	U	U	U	U	U	U	U	U	U	U	U	U	U	U
Naphthalene	10	U	U	U	U	U	U	U	U	U	U	U	U	U	U	U	U	U	U	U
o-Xylene	5*	0.12 F	0.12 F	U	U	U	U	U	U	U	U	U	U	U	U	U	U	U	U	U
p-Isopropyltoluene	5*	U	U	U	U	U	U	U	U	U	U	U	U	U	U	U	U	U	U	U
sec-Butylbenzene	5*	U	U	U	U	U	U	U	U	U	U	U	U	U	U	U	U	U	U	U
t-Butylbenzene	5*	U	U	U	U	U	U	U	U	U	U	U	U	U	U	U	U	U	U	U
Toluene	5*	0.19 F	U	U	U	U	U	U	U	U	U	U	U	U	U	U	U	U	U	U
Total VOCs		0.92	0.71	0	0	0	0	0	0	0	0	0	0	0	0	0	0	0	0	0

Notes:

* - The principal organic contaminant standard for groundwater of 5 ug/L applies to this substance.

U - The analyte was analyzed for, but not detected. The associated numerical value is at or below the method detection limit.

F - Analyte was positively identified above the MDL, however the concentration is below the reporting limit (RL).

J - The analyte was positively identified, the quantitation is an approximation.

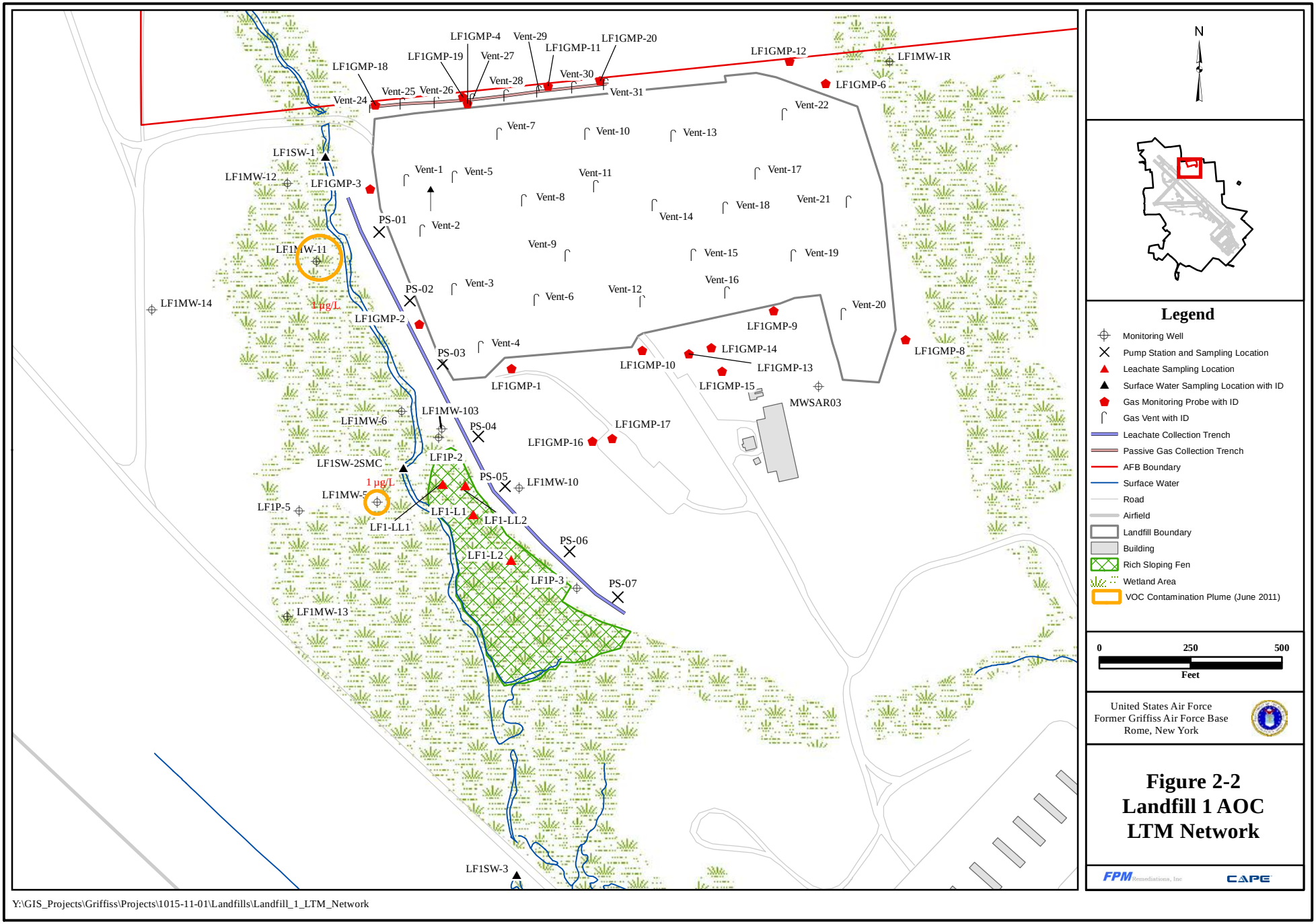

Y:\GIS_Projects\Griffiss\Projects\1015-11-01\Landfills\Landfill_1_LTM_Network

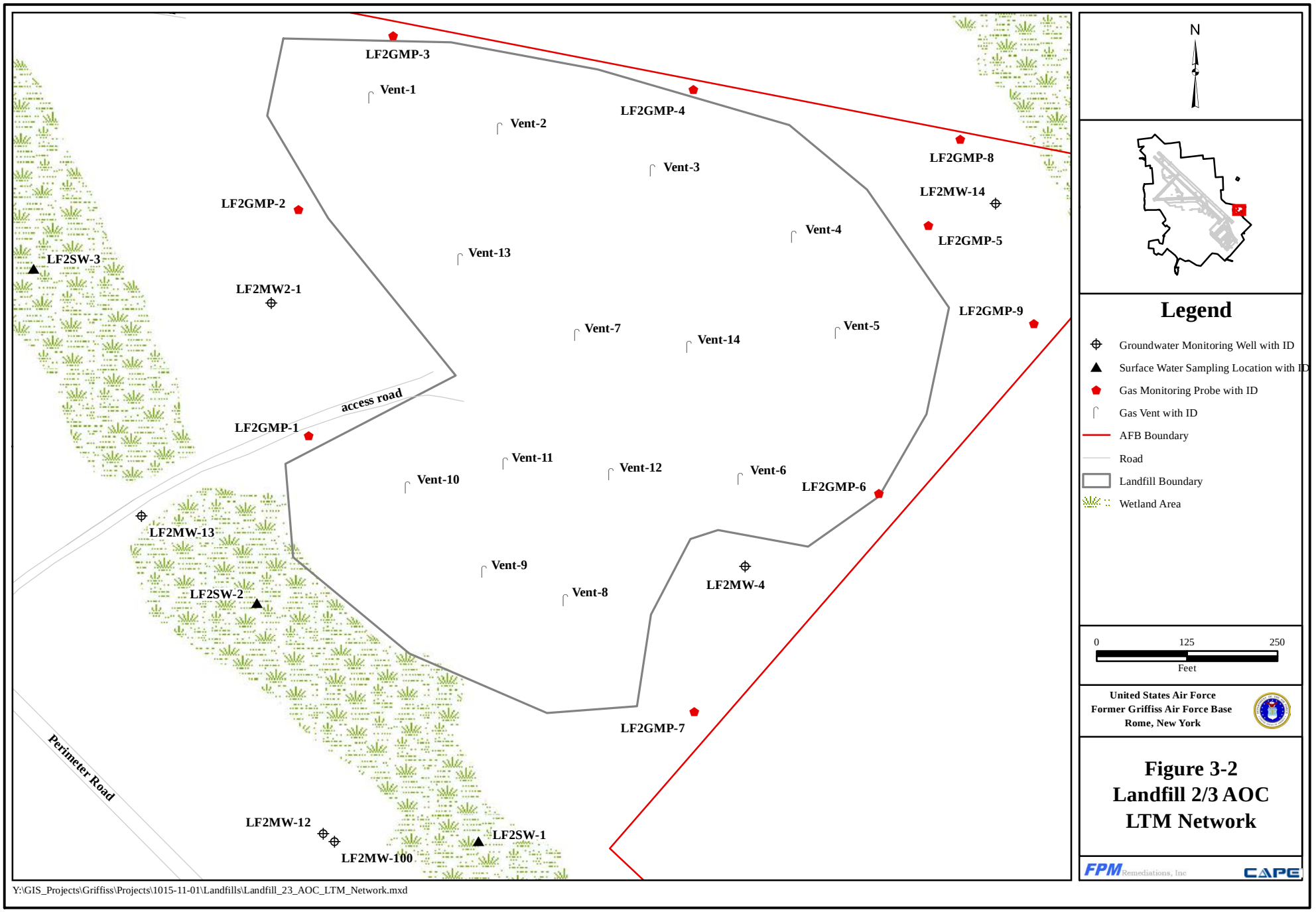

Y:\GIS_Projects\Griffiss\Projects\1015-11-01\Landfills\Landfill_23_AOC_LTM_Network.mxd

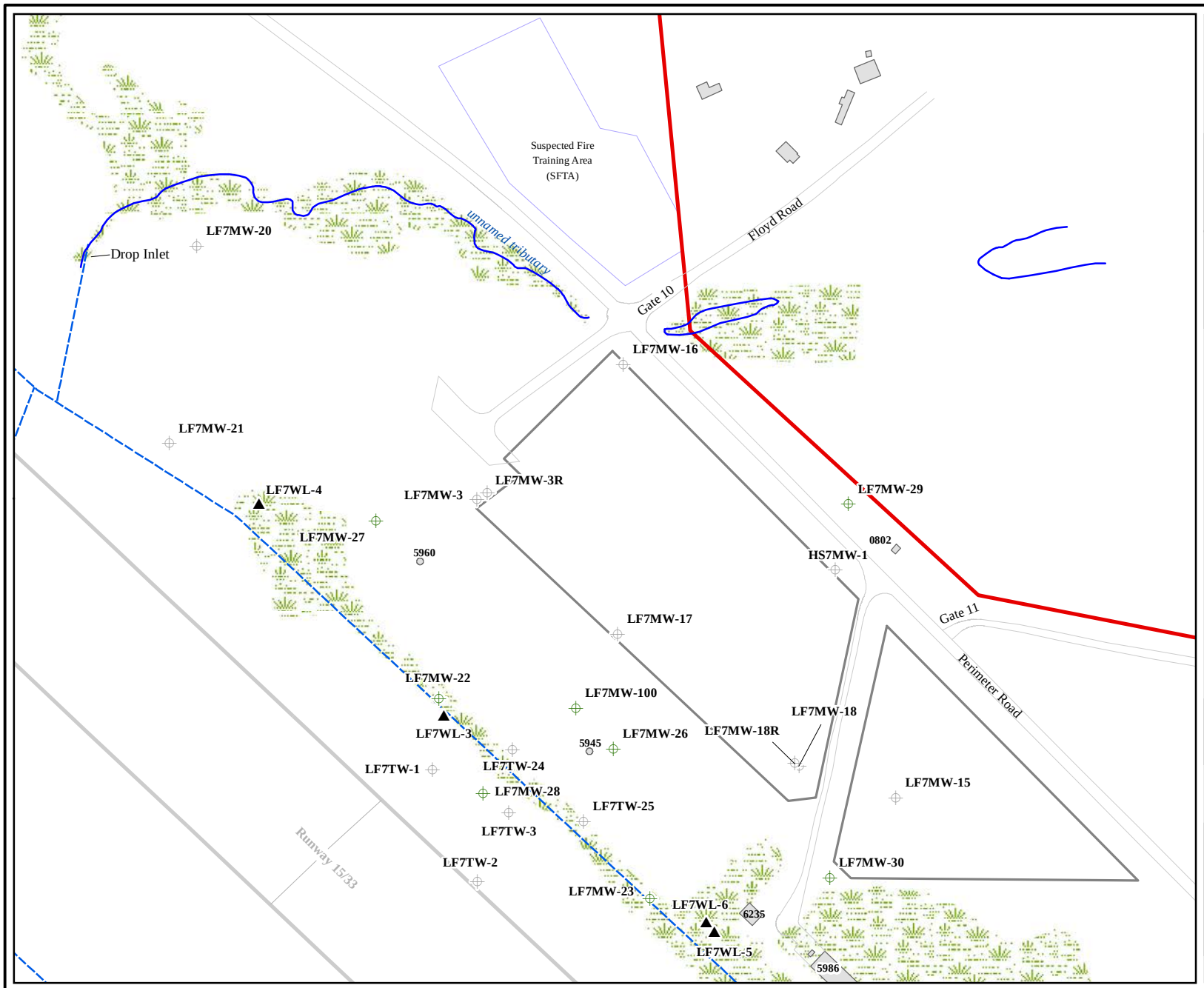

N

Legend

- Groundwater Monitoring Well with ID
- Decommissioned Well with ID
- Surface Water Sampling Location with ID
- Surface Water
- Storm Drain
- Road
- AFB Boundary
- Airfield
- Landfill Boundary
- 0101 Building with Facility Number
- Installation Restoration\Program Site
- Wetland

0 200
Feet

United States Air Force
Former Griffiss Air Force Base
Rome, New York

Figure 4-1
Landfill 7 AOC
Site Features

FPM Remediations, Inc CAPE

Y:\GIS_Projects\Griffiss\Projects\1015-11-01\Landfills\LF7_Site_Features.mxd

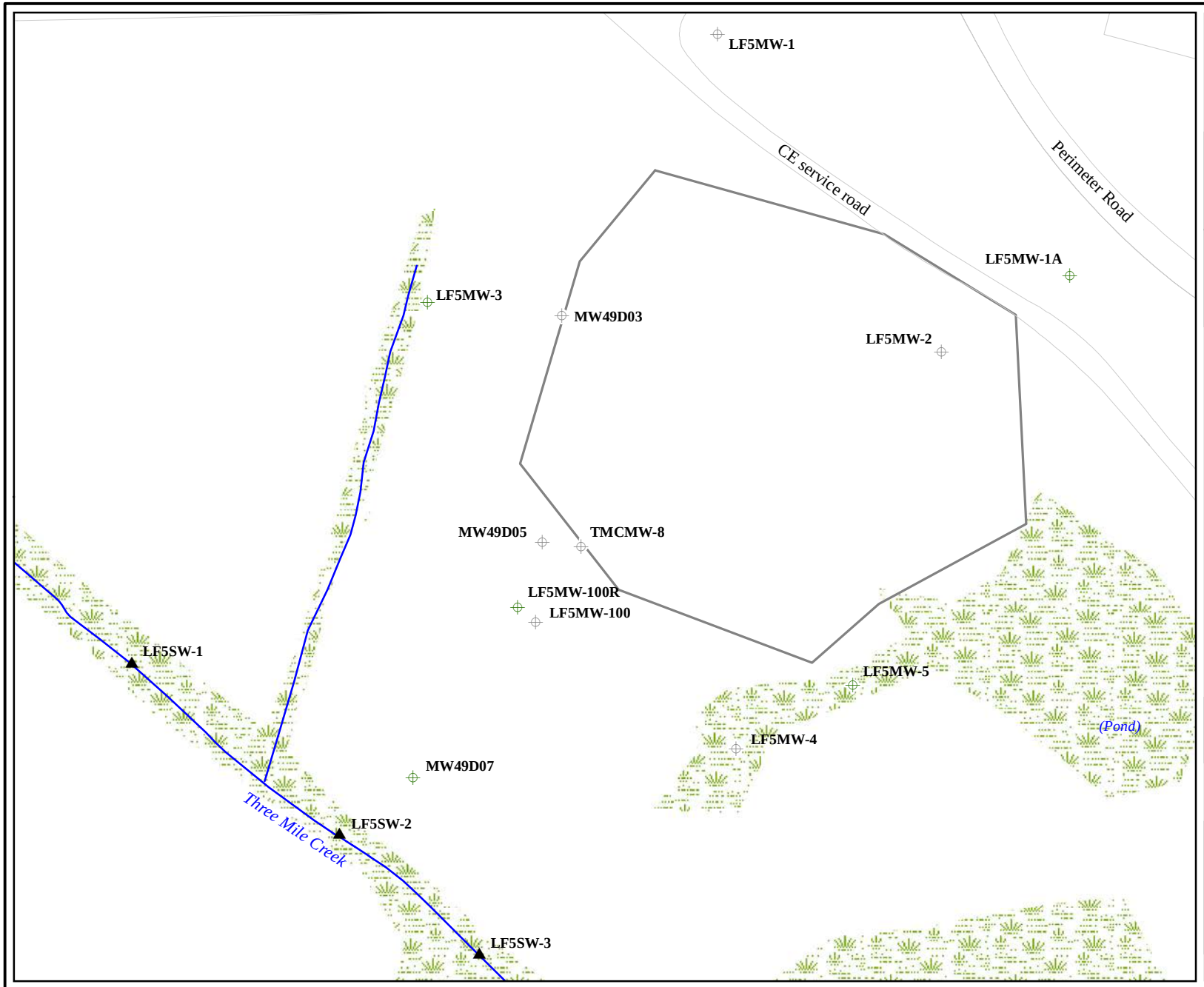

N

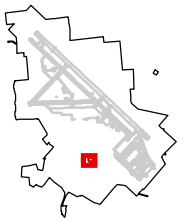

Legend

- Groundwater Monitoring Well with ID
- Decommissioned Well with ID
- Surface Water Sampling Location with ID
- Road
- Landfill Boundary
- Surface Water
- Wetlands

0 75 150

Feet

United States Air Force
Former Griffiss Air Force Base
Rome, New York

Figure 5-1
Landfill 5 AOC
Site Features

FPM Remediations, Inc CAPE

Y:\GIS_Projects\Griffiss\Projects\1015-11-01\Landfills\LF5_Site_Features.mxd

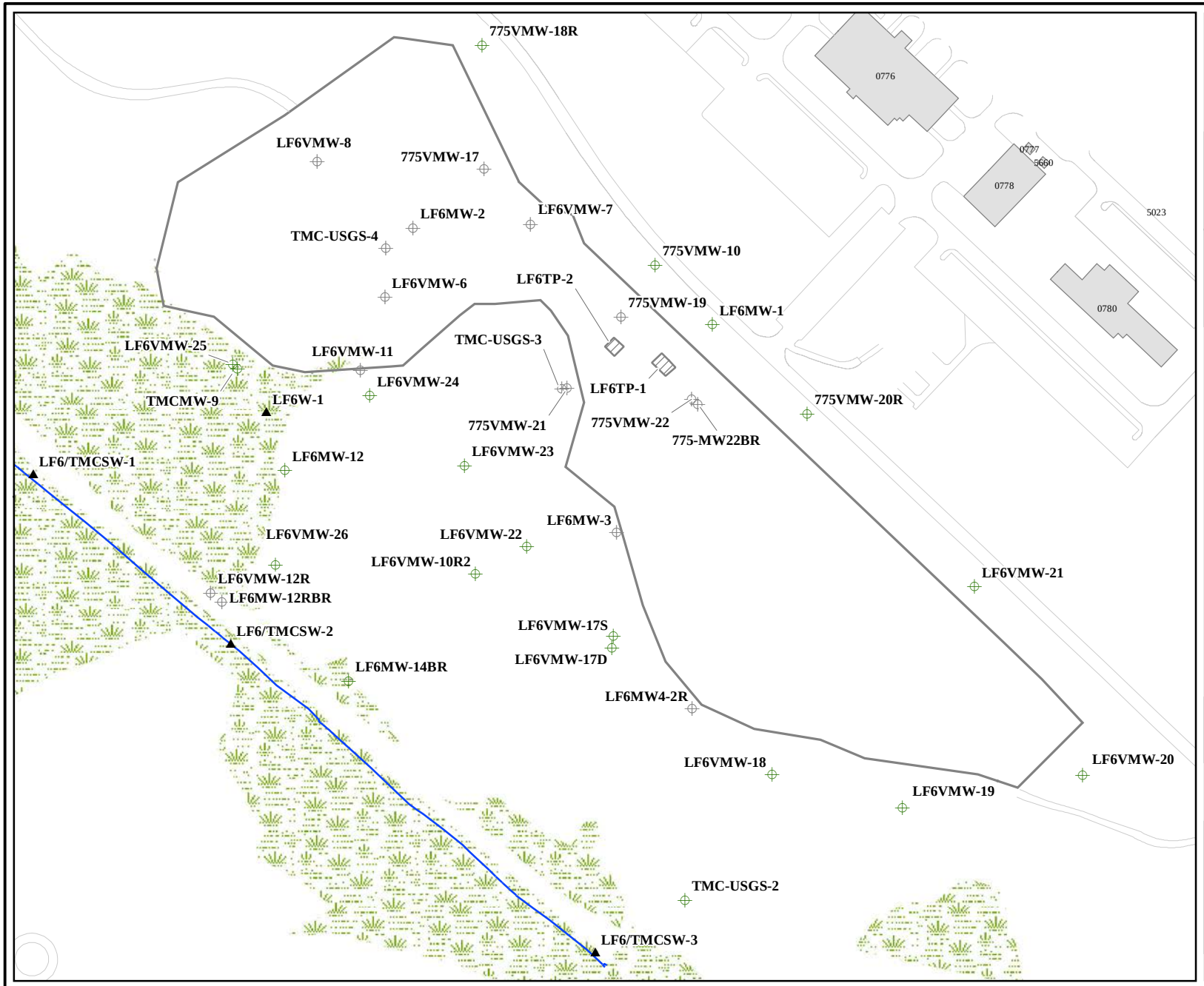

N

Legend

- Groundwater Monitoring Well with ID
- Decommissioned Well with ID
- Surface Water Sampling Location with ID
- Surface Water
- Road
- Test Pit
- 0101 Building with Facility Number
- Landfill Boundary
- Wetland Area

0 200
Feet

United States Air Force
Former Griffiss Air Force Base
Rome, New York

Figure 6-1
Landfill 6 AOC
Site Features

FPM Remediations, Inc
CAPE

Y:\GIS_Projects\Griffiss\Projects\1015-11-01\Landfills\LF6_Site_Features.mxd

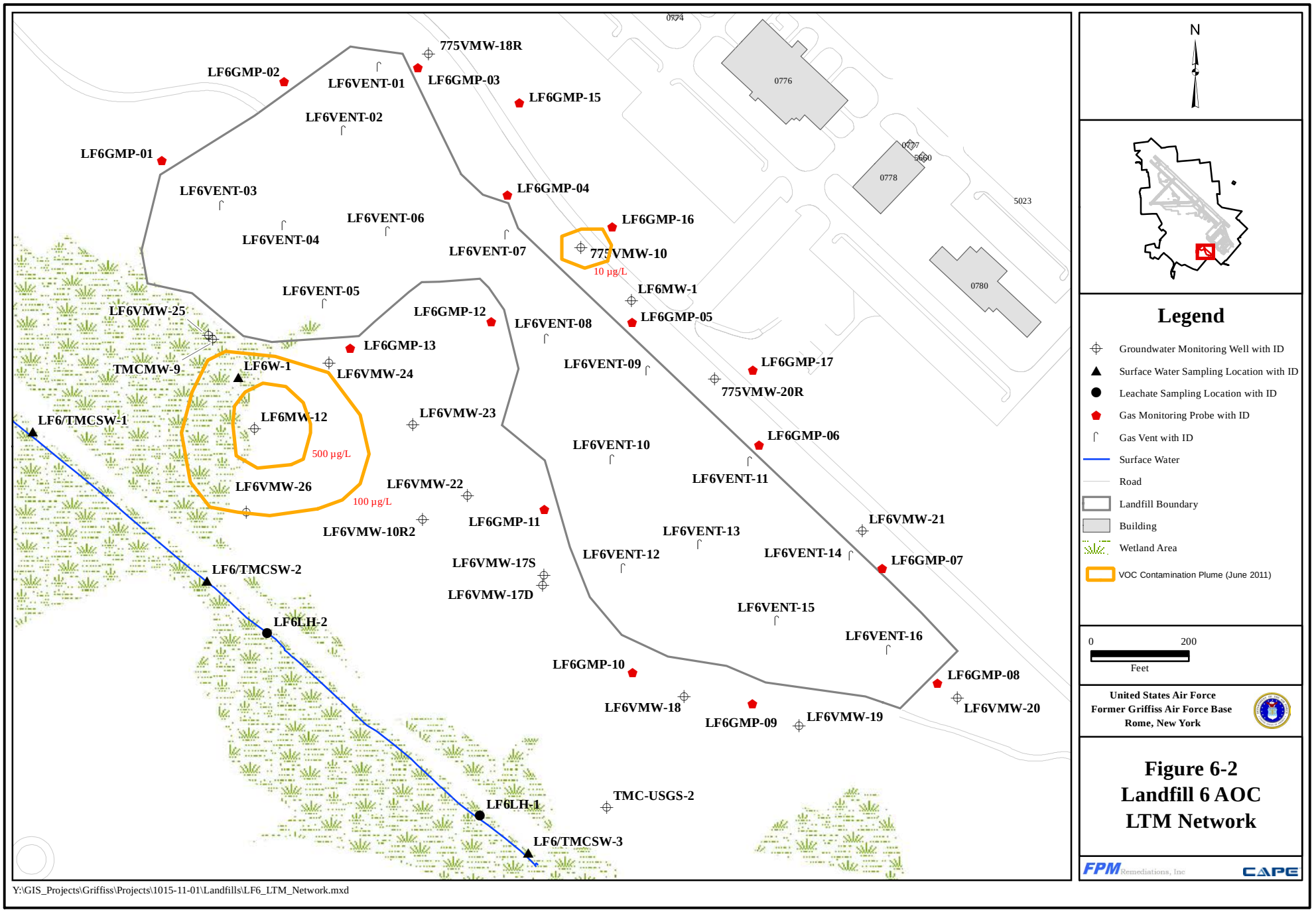

N

Legend

- Groundwater Monitoring Well with ID
- Surface Water Sampling Location with ID
- Leachate Sampling Location with ID
- Gas Monitoring Probe with ID
- Gas Vent with ID
- Surface Water
- Road
- Landfill Boundary
- Building
- Wetland Area
- VOC Contamination Plume (June 2011)

0 200
Feet

United States Air Force
Former Griffiss Air Force Base
Rome, New York

Figure 6-2
Landfill 6 AOC
LTM Network

FPM Remediations, Inc
CAPE

Y:\GIS_Projects\Griffiss\Projects\1015-11-01\Landfills\LF6_LTM_Network.mxd

Table 2-2

Groundwater Analytical Results

Location of Well	NYSDEC Class GA Groundwater Standards	Reporting Limit	LF1MW-5												
Date of Collection			**12/8/2003**	**3/30/2004**	**6/28/2004**	**9/16/2004**	**12/14/2004**	**4/5/2005**	**6/22/2005**	**9/9/2005**	**12/21/2005**	**3/17/2006**	**6/19/2006**	**9/15/2006**	**12/18/2006**
Sample ID No.			**LF1M0526AA**	**LF1M0526BA**	**LF1M0526CA**	**LF1M0526DA**	**LF1M0526EA**	**LF1M0526FA**	**LF1M0526GA**	**LF1M0526HA**	**LF1M0526IA**	**LF1M0526JA**	**LF1M0526KA**	**LF1M0526LA**	**LF1M0526MA**
Depth to Water (ft)			**3.07**	**2.67**	**3.29**	**3.11**	**2.96**	**3.17**	**4.28**	**4.98**	**3.61**	**3.20**	**3.65**	**2.28**	**3.05**
VOCs (µg/L)															
1,1,1-trichloroethane	5*	1	U	U	U	U	U	U	U	U	U	U	U	U	U
1,1-dichloroethane	5*	1	0.24 F	0.22 F	0.31 F	0.3 F	0.25 F	0.24 F	0.28 F	0.33 F	U	U	U	0.24 F	0.170 F
1,2,3-trichlorobenzene	5	1	U	U	U	U	U	U	U	U	U	U	U	U	U
1,2,4-trimethylbenzene	5*	1	**20**	**20**	**23**	**31**	**8.7**	1.1	1.3	U	0.35 F	U	U	U	U
1,2-dichloroethane	0.6	1	U	U	U	U	U	U	U	U	U	U	U	U	U
1,2-dichlorobenzene	3	1	U	U	U	U	U	U	U	U	U	U	U	U	U
1,2-dibromo-3-chloropropane	0.04	2	U	U	U	U	U	U	U	U	U	U	U	U	UJ
1,3,5-trimethylbenzene	5*	1	**7.6**	**7.4**	**6.2**	**6.3**	1.2	0.3 F	U	0.49 F	U	U	U	U	U
1,3-dichlorobenzene	3	1	U	U	U	U	U	U	U	U	U	U	U	U	U
1,4-dichlorobenzene	3	0.5	1.7	1.5	1.6	1.6	U	0.86	0.82	0.87	0.79	0.76	0.53	0.65 F	0.59
acetone	50	10	1.3 F	U	U	U	U	U	U	U	U	U	1.5 F	U	U
benzene	1	0.1	**1.5**	**2.2**	**3.6**	**3.7**	**2.3**	**1.6**	**3.0**	**3.5**	**2.2**	**1.9**	**2.0**	**2.3**	**1.13**
bromodichloromethane	50	0.5	U	U	U	U	U	U	U	U	U	U	U	U	U
bromoform	50	1	U	U	U	U	U	U	U	U	U	U	U	U	U
carbon disulfide	1,000	0.5	U	U	U	U	U	U	U	U	U	U	U	U	U
chlorobenzene	5*	0.5	2.2	2.8	3.6	3.6	2.3	1.4	2.3	2.7	1.8	1.7	1.8	2.02	1.12
chloroethane	5*	1	U	0.2 F	0.27 F	0.25 F	0.33 F	0.25 F	0.32 F	U	U	U	0.2 F	U	0.120 F
chloroform	7	0.3	U	U	U	U	U	U	U	U	U	U	U	U	U
chloromethane	5*	1	U	U	U	U	U	U	0.23 F	U	U	U	U	U	U
cis-1,2-dichloroethene	5*	1	0.24 F	0.26 F	U	0.38 F	0.3 F	0.25 F	0.31 F	0.41 F	U	U	U	0.26 F	U
dichlorodifluoromethane	5*	1	U	0.44 F	0.4 F	0.37 F	0.34 F	U	0.36 F	U	U	U	U	U	U
ethylbenzene	5*	1	U	U	U	U	U	U	U	U	U	U	U	U	U
isopropylbenzene	5*	1	0.39 F	U	0.51 F	0.51 F	U	U	0.28 F	U	U	U	U	U	U
methylene chloride	5*	1	U	U	U	U	U	U	U	U	U	U	U	U	U
methyl iodide	5*	0.5	U	U	U	U	U	U	0.22 F	U	U	U	U	U	U
n-propylbenzene	5*	1	U	U	U	U	U	U	U	U	U	U	U	U	U
m,p-xylene	5*	2	**8.8**	3.2	**19**	**18**	1.6 F	0.42 F	1.6 F	U	U	U	U	U	U
naphthalene	10	1	0.29 F	0.29 F	0.41 F	0.35 F	U	U	U	U	U	U	U	U	U
o-xylene	5*	1	U	U	0.27 F	U	U	U	U	U	U	U	U	U	U
p-isopropyltoluene	5*	1	U	U	0.36 F	0.39 F	U	U	U	U	U	U	U	U	U
sec-butylbenzene	5*	1	0.61 F	U	0.59 F	U	0.29 F	U	0.32 F	0.36 F	U	U	U	U	U
tetrachloroethene	5	1	U	U	U	U	U	U	U	U	U	U	U	U	U
tert-butylbenzene	5*	1	U	U	0.24 F	0.25 F	U	U	U	U	U	U	U	U	U
trichloroethene (TCE)	5*	1	U	U	U	U	U	U	U	U	U	U	U	U	0.180 F
toluene	5*	1	U	U	U	U	U	U	U	U	U	U	U	U	U
trichlorofluoromethane	5*	1	U	U	U	U	U	U	U	U	U	U	U	U	U
vinyl chloride	2	1	0.24 F	0.25 F	0.3 F	0.37 F	0.33 F	U	0.39 F	0.7 F	0.32 F	0.34 F	U	0.25 F	0.160 F
Total VOCs (µg/L)			**45.11**	**38.76**	**60.66**	**67.37**	**17.94**	**6.42**	**11.73**	**9.36**	**5.46**	**4.7**	**6.03**	**5.72**	**3.28**
Pesticides (µg/L)															
No pesticides reported.															
PCBs (µg/L)															
No PCBs reported.															

For notes, please refer to the end of the Table Section.

Table 2-2

Groundwater and Surface Water Sampling Results

Location of Well	NYSDEC Class GA Groundwater Standards	Reporting Limit	LF1MW-5															
Date of Collection			**12/8/2003**	**3/30/2004**	**6/28/2004**	**9/16/2004**	**12/14/2004**	**4/5/2005**	**6/22/2005**	**9/9/2005**	**12/21/2005**	**3/17/2006**	**6/19/2006**		**9/15/2006**		**12/18/2006**	
Sample ID No.			**LF1M0526AA**	**LF1M0526BA**	**LF1M0526CA**	**LF1M0526DA**	**LF1M0526EA**	**LF1M0526FA**	**LF1M0526GA**	**LF1M0526HA**	**LF1M0526IA**	**LF1M0526JA**	**LF1M0526KA**		**LF1M0526LA**		**LF1M0526MA**	
Depth to Water (ft)			**3.07**	**2.67**	**3.29**	**3.11**	**2.96**	**3.17**	**4.28**	**4.98**	**3.61**	**3.20**	**3.65**		**2.28**		**3.05**	
Metals (µg/L) [Dissolved / Total][1]																		
aluminum	2,000	200	U	39 F	U	68.6 F	U	U	U	U	U	U	94.1 F	35.7 F	U	48.6 F	U	U
antimony	3	50	U	U	U	U	U	U	U	**4.1 F**	U	U	U	U	U	U	U	1.9 F
arsenic	25	30	4.8 F	18.9 F	8.4 F	9.2 F	4.3 F	U	9.2 F	5.2 F	U	U	4.3 F	8.7 F	7.41 F	6.46 F	U	4.3 F
barium	1,000	50	67.2	72.2	69.1	69.5	52.9	54	49.6 F	43.3 F	52.2	57.6	49.5 F	58.8	61.9	60.8	52	54
berylium	3	4	U	U	U	U	U	U	U	U	U	U	U	U	U	U	U	U
boron	1,000	110	134	NA	NA	NA	NA	98.3	NA	NA	NA	99.2	U	97.7	NA	NA	NA	NA
cadmium	5	5	U	U	U	U	U	U	U	U	U	U	U	U	U	U	U	U
calcium	--	1,100	136,000	138,000	135,000	133,000	114,000	113,000	99,900	93,400	108,000	121,000	111,000	118,000	121,000	120,000	120,000	130,000
chromium	50	10	U	U	U	U	U	U	U	U	U	U	U	U	U	U	1.7 F	U
cobalt	--	60	5.6 F	6 F	6 F	6.4 F	4.3 F	4.6 F	4.4 F	4.4 F	4.6 F	5 F	4.1 F	4.3 F	U	U	U	U
copper	200	10	2.0 F	U	1.8 F	U	U	U	U	U	U	U	U	U	U	U	2.2 F	U
iron	300	200	**6,610**	**12,700**	**12,400**	**13,600**	**2,360**	**4,820**	**9,210**	**4,880**	**6,040**	**7,570**	**5,420**	**10,400**	**9,160**	**8,720**	**1,600**	**3,000**
lead	25	25	U	U	U	U	U	U	U	U	U	U	U	U	U	U	U	U
magnesium	35,000	1,000	11,700	11,500	11,100	11,600	9,390	9,290	8,160	7,740	9,100	10,000	9,290	9,860	9,930	9,830	10,000	10,000
manganese	300	10	**3,700**	**3,750**	**3,770**	**4,070**	**3,270**	**3,240**	**2,770**	**2,550**	**2,930**	**3,390**	**3,060**	**3,260**	**3,360**	**3,350**	**3,300**	**3,300**
molybdenum	--	15	U	U	U	U	U	U	U	U	U	U	1.3 F	2.2 F	U	U	U	U
nickel	100	20	3.1 F	2.9 F	2.6 F	2.1 F	1.6 F	2.2 F	2.7 F	3.4 F	2.7 F	1.8 F	U	2.1 F	1.61 F	1.48 F	2.1 F	2.3 F
potassium	--	1,000	8,370	6,570	6,000	6,560	5,930	6,000	4,820	4,940	5,680	5,840	4,890	5,220	5,320	5,250	5,800	5,900
selenium	10	30	U	U	U	U	U	U	U	U	U	U	U	U	U	U	U	2.9 F
silver	50	10	U	U	U	U	U	U	U	U	U	U	U	U	U	U	U	U
sodium	20,000	1,000	**24,900**	**21,200**	19,400	18,600	16,000	15,400	13,600	14,300	13,100	13,000	11,400	12,400	12,700	12,500	13,000	13,000
thallium	0.5	80	U	U	U	U	U	U	U	U	U	U	U	U	U	U	U	U
vanadium	--	10	U	U	U	U	U	U	U	U	U	U	U	U	U	U	U	U
zinc	2,000	20	10.4 F	U	U	U	U	U	U	U	4.4 F	U	U	3.7 F	23.8 B	70.4 B	6.2 F	6.3 F
Leachate Indicators (mg/L)																		
alkalinity, Total	--	10	450	423	380	416	380	373	354	324	352	377	420		96		360	
ammonia	2	0.2	**2.6**	1.9	1.9	2	1.1	1.9	1.6	1.8	1.8	1.8 B	1.3		**2.5**		**2.3**	
BOD5	--	2.4	4.5	5.1	5.8	3.7	U	6.5	3.6	U	U	3.2	14.5		5.5		4.2	
bromide	2	0.5	U	0.27 F	0.2 F	0.19 F	U	U	U	U	0.26 F	0.48 F	0.1 F		0.11 F		0.11	
COD	--	5	U	12.4	U	U	U	U	3.6 F	19.7	U	U	31.1 B		18		20 B	
chloride	250	1	15.9	13.8	13.6	11.5	9.1	9.4	8.3	4.4	10	10.2	9.7		9.2		9.4	
color	15	5	**150**	NA	NA	NA	NA	**100**	NA	NA	NA	**60**	NA		NA		NA	
cyanide, Total	200	0.02	0.048 J	NA	NA	NA	NA	U	NA	NA	NA	U	NA		NA		NA	
hardness, Total	--	1	1,290	384	396	390	324	330	312	420	350	285	188		390		340	
nitrate	10	1	U	U	U	U	U	U	U	U	U	U	0.03 F		0.024 F		0.032 F	
TKN	1	1	**2.7**	**2.6**	**2.5**	**2.6**	**2.3**	**1.9**	**2.3**	**2.7**	**3.5**	**2.9**	U		**2.6**		**2.4**	
sulfate	250	1	U	U	U	0.74 F	1.2	U	1.4	1.7	0.75 F	0.46 F	0.77 F		0.6 F		0.54 F	
TDS	500	10	485	428	453	450	395	398	339	349	370	396	392		430		390	
TOC	--	1	3.5	3.6	2	3.1	3.5	2.7	2.7	2.8	2	2.2	2.7		2.4		2.8	
phenolics, Total	--	0.005	0.011	U	U	U	U	U	0.0050 F	U	U	U	NA		NA		NA	

For notes, please refer to the end of the Table Section.

Table 2-2

Groundwater and Surface Water Sampling Results

Location of Well	NYSDEC Class GA Groundwater Standards	Reporting Limit	LF1MW-5										
Date of Collection			**4/4/2007**	**9/27/2007**	**4/2/2008**	**9/18/2008**	**4/17/2009**	**3/31/2010**	**6/16/2011**				
Sample ID No.			**LF1M0526NA**	**LF1M0526OA**	**LF1M0526PA**	**LF1M0526QA**	**LF1M0526RA**	**LF1M0526SA**	**LF1M0526TA**				
Depth to Water (ft)			**2.75**	**3.83**	**2.80**	**3.94**	**2.88**	**2.55**	**3.00**				
VOCs (µg/L)													
1,1,1-trichloroethane	5*	1	U	U	U	U	U	U	U				
1,1-dichloroethane	5*	1	0.140 F	0.180 F	U	0.230 F	0.150 F	0.150 F	0.19 F				
1,2,3-trichlorobenzene	5	1	U	U	U	U	U	U	U				
1,2,4-trimethylbenzene	5*	1	U	U	U	U	U	U	U				
1,2-dichloroethane	0.6	1	U	U	U	U	U	U	U				
1,2-dichlorobenzene	3	1	U	U	U	U	U	U	U				
1,2-dibromo-3-chloropropane	0.04	2	U	U	U	U	U	U	U				
1,3,5-trimethylbenzene	5*	1	U	U	U	U	U	U	U				
1,3-dichlorobenzene	3	1	U	U	U	U	U	U	U				
1,4-dichlorobenzene	3	0.5	0.480 F	0.550	0.470 F	0.590	0.420 F	0.450 F	0.44 F				
acetone	50	10	U	U	U	U	U	1.32 F	U				
benzene	1	0.1	0.740 F	**2.03**	0.690	**2.23**	0.880	0.360 F	**1.5**				
bromodichloromethane	50	0.5	U	U	U	U	U	U	U				
bromoform	50	1	U	U	U	U	U	U	U				
carbon disulfide	1,000	0.5	U	U	U	U	U	U	U				
chlorobenzene	5*	0.5	0.980 F	1.98	0.750	1.77	0.930	0.480 F	1.2				
chloroethane	5*	1	U	U	U	U	U	U	U				
chloroform	7	0.3	U	U	U	U	U	U	U				
chloromethane	5*	1	U	U	U	U	U	U	U				
cis-1,2-dichloroethene	5*	1	0.160 F	0.250 F	U	0.300 F	0.170 F	0.140 F	0.25 F				
dichlorodifluoromethane	5*	1	U	0.300 F	U	U	U	U	U				
ethylbenzene	5*	1	U	U	U	U	U	U	U				
isopropylbenzene	5*	1	U	U	U	U	U	U	U				
methylene chloride	5*	1	U	U	U	U	U	U	U				
methyl iodide	5*	0.5	U	U	U	U	U	U	U				
n-propylbenzene	5*	1	U	U	U	U	U	U	U				
m,p-xylene	5*	2	U	U	U	U	U	U	U				
naphthalene	10	1	U	U	U	U	U	U	U				
o-xylene	5*	1	U	U	U	U	U	U	U				
p-isopropyltoluene	5*	1	U	U	U	U	U	U	U				
sec-butylbenzene	5*	1	U	U	U	U	U	U	U				
tetrachloroethene	5	1	U	U	U	U	U	U	U				
tert-butylbenzene	5*	1	U	U	U	U	U	U	U				
trichloroethene (TCE)	5*	1	U	U	0.130 F	0.120 F	0.140 F	0.120 F	U				
toluene	5*	1	U	U	U	U	U	U	U				
trichlorofluoromethane	5*	1	U	U	U	U	U	U	U				
vinyl chloride	2	1	0.110 F	0.660 F	U	U	U	U	U				
Total VOCs (µg/L)			**2.61**	**5.95**	**2.04**	**5.24**	**2.69**	**3.02**	**3.58**				
Pesticides (µg/L)													
No pesticides reported.													
PCBs (µg/L)													
No PCBs reported.													

For notes, please refer to the end of the Table Section.

Table 2-2

Groundwater and Surface Water Sampling Results

Location of Well	NYSDEC Class GA Groundwater Standards	Reporting Limit	LF1MW-5																	
Date of Collection			**4/4/2007**		**9/27/2007**		**4/2/2008**		**9/18/2008**	**4/17/2009**	**3/31/2010**	**6/16/2011**								
Sample ID No.			**LF1M0526NA**		**LF1M0526OA**		**LF1M0526PA**		**LF1M0526QA**	**LF1M0526RA**	**LF1M0526SA**	**LF1M0526TA**								
Depth to Water (ft)			**2.75**		**3.83**		**2.80**		**3.94**	**2.88**	**2.55**	**3.00**								
Metals (µg/L) [Dissolved / Total][1]																				
aluminum	2,000	200	U	U	U	U	U	U	44 F	U	U	NA								
antimony	3	50	U	U	U	U	U	U	U	U	U	NA								
arsenic	25	30	U	U	16 F	15 F	U	U	8.8 F	U	U	NA								
barium	1,000	50	51	52	56	55	45 F	46 F	52	50	49 F	NA								
berylium	3	4	U	U	U	U	U	U	U	U	U	NA								
boron	1,000	110	U	U	NA	NA	93	98.0	NA	NA	NA	NA								
cadmium	5	5	U	U	U	U	U	U	U	U	U	NA								
calcium	--	1,100	120,000	120,000	110,000	110,000	110,000	120,000	110,000	120,000	120,000 B	NA								
chromium	50	10	2.1 F	U	1.9 F	U	U	U	U	U	U	NA								
cobalt	--	60	U	U	U	U	U	U	U	U	U	NA								
copper	200	10	U	U	U	U	U	U	U	U	U	NA								
iron	300	200	**2,100**	**2,700**	**13,000**	**12,000**	**2,200**	**3,800**	**12,000**	**5,300**	**3,600**	NA								
lead	25	25	U	U	U	U	U	U	U	U	U	NA								
magnesium	35,000	1,000	10,000	9,900	9,100	8,800	9,200	9,500	8,900	9,400	9,700 B	NA								
manganese	300	10	**3,300**	**3,300**	**3,000**	**2,900**	**3,100**	**3,000**	**3,000**	**3,200**	**2,900**	NA								
molybdenum	--	15	U	U	U	U	U	U	U	U	U	NA								
nickel	100	20	1.7 F	1.2 F	1.5 F	1.6 F	1.5 F	2.4 F	2.2 F	U	U	NA								
potassium	--	1,000	5,600	5,600	5,100	5,000	5,300	5,400	5,000	4,600	5,000 B	NA								
selenium	10	30	U	U	U	U	U	U	U	U	U	NA								
silver	50	10	U	U	U	U	U	U	U	U	U	NA								
sodium	20,000	1,000	12,000	12,000	12,000	12,000	11,000	11,000	11,000	9,700	12,000 B	NA								
thallium	0.5	80	U	U	U	U	U	U	U	U	U	NA								
vanadium	--	10	U	U	U	U	U	U	U	U	U	NA								
zinc	2,000	20	U	U	59 B	30 B	11 F	11 F	13 F	U	4.8 BF	NA								
Leachate Indicators (mg/L)																				
alkalinity, Total	--	10	370		360		360		350	350	360 B	400								
ammonia	2	0.2	**2.4**		**2.4**		**2.30**		1.8	**2.1**	1.9	1.4								
BOD5	--	2.4	5.0		5.9		4.4		4.4	4.4	4.1	3.4 F								
bromide	2	0.5	U		0.076 F		0.096 F		0.077 F	0.081 F	0.12	0.17 F								
COD	--	5	19 B		13		11		8.2 F	10	U	7.3 F								
chloride	250	1	8.6		6.5		8.0		5.5	5.8	12 B	14								
color	15	5	NA		NA		U		NA	U	U	**35**								
cyanide, Total	200	0.02	NA		NA		NA		NA	NA	NA	NA								
hardness, Total	--	1	380		290		320		330	18	350 B	360								
nitrate	10	1	U		0.035 F		0.041 F		0.041 F	U	0.061 BF	U								
TKN	1	1	**2.3**		**2.2**		**2.2**		**2.4**	**2.2**	**2.5**	**2.0**								
sulfate	250	1	0.65 F		1.0		1.0		0.71 F	0.78 F	U	U								
TDS	500	10	410		400		380		380	370	370	410								
TOC	--	1	2.4		2.8		3.5		2.4	1.9	2.4	2.4								
phenolics, Total	--	0.005	NA		NA		NA		NA	NA	NA	NA								

For notes, please refer to the end of the Table Section.

Table 2-2

Groundwater and Surface Water Sampling Results

Location of Well	NYSDEC Class GA Groundwater Standards	Reporting Limit	LF1MW-6												
Date of Collection			12/5/2003	3/30/2004	6/28/2004	9/16/2004	12/15/2004	4/1/2005	6/22/2005	9/9/2005	12/21/2005	3/20/2006	6/19/2006	9/14/2006	12/18/2006
Sample ID No.			LF1M0620AA	LF1M0620BA	LF1M0620CA	LF1M0620DA	LF1M0620EA	LF1M0620FA	LF1M0620GA	LF1M0620HA	LF1M0620IA	LF1M0620JA	LF1M0620KA	LF1M0620LA	LF1M0620MA
Depth to Water (ft)			2.58	2.11	2.88	2.66	2.64	2.50	3.13	3.41	2.76	2.74	3.09	2.75	2.59
VOCs (µg/L)															
1,1,1-trichloroethane	5*	1	U	U	U	U	U	U	U	U	U	U	U	U	U
1,1-dichloroethane	5*	1	U	U	U	U	U	U	U	0.33 F	U	U	U	U	U
1,2,3-trichlorobenzene	5	1	U	U	U	U	U	U	U	U	U	U	U	U	U
1,2,4-trimethylbenzene	5*	1	U	U	U	U	U	U	U	1.6	U	U	U	U	U
1,2-dichloroethane	0.6	1	U	U	U	U	U	U	U	U	U	U	U	U	U
1,2-dichlorobenzene	3	1	U	U	U	U	U	U	U	U	U	U	U	U	U
1,2-dibromo-3-chloropropane	0.04	2	U	U	U	U	U	U	U	U	U	U	U	U	UJ
1,3,5-trimethylbenzene	5*	1	U	U	U	U	U	U	U	U	U	U	U	U	U
1,3-dichlorobenzene	3	1	U	U	U	U	U	U	U	U	U	U	U	U	U
1,4-dichlorobenzene	3	0.5	U	U	U	U	U	U	U	1.1	U	U	U	0.14 F	U
acetone	50	10	U	1.4 F	3.3 F	U	U	U	U	U	U	U	1.2 F	1.27 F	U
benzene	1	0.1	U	U	U	U	U	U	U	**3.3**	U	U	U	0.12 F	U
bromodichloromethane	50	0.5	U	U	U	U	U	U	U	U	U	U	U	U	U
bromoform	50	1	U	0.32 F	U	U	0.33 F	U	U	U	U	U	U	0.31 F	0.250 F
carbon disulfide	1,000	0.5	U	U	U	U	U	U	U	U	U	U	U	U	U
chlorobenzene	5*	0.5	U	U	U	U	U	U	U	3.4	U	U	U	U	U
chloroethane	5*	1	U	U	U	U	U	U	U	0.38 F	U	U	U	U	U
chloroform	7	0.3	U	U	U	U	U	U	U	U	U	U	U	U	U
chloromethane	5*	1	U	U	U	U	U	U	U	U	U	U	U	U	U
cis-1,2-dichloroethene	5*	1	U	U	U	U	U	U	U	0.61 F	U	U	U	U	U
dichlorodifluoromethane	5*	1	U	U	U	U	U	U	U	0.62 F	U	U	U	U	U
ethylbenzene	5*	1	U	U	U	U	U	U	U	U	U	U	U	U	U
isopropylbenzene	5*	1	U	U	U	U	U	U	U	0.58 F	U	U	U	U	U
methylene chloride	5*	1	U	U	U	U	U	U	U	U	U	U	U	U	0.210 F
methyl iodide	5*	0.5	U	U	U	U	U	U	U	U	U	U	U	U	U
n-propylbenzene	5*	1	U	U	U	U	U	U	U	U	U	U	U	U	U
m,p-xylene	5*	2	U	U	U	U	U	U	U	2.1	U	U	U	U	U
naphthalene	10	1	U	U	U	U	U	U	U	U	U	U	U	U	U
o-xylene	5*	1	U	U	U	U	U	U	U	U	U	U	U	U	U
p-isopropyltoluene	5*	1	U	U	U	U	U	U	U	U	U	U	U	U	U
sec-butylbenzene	5*	1	U	U	U	U	U	U	U	0.4 F	U	U	U	U	U
tetrachloroethene	5	1	U	U	U	U	U	U	U	U	U	U	U	U	U
tert-butylbenzene	5*	1	U	U	U	U	U	U	U	U	U	U	U	U	U
trichloroethene (TCE)	5*	1	U	U	U	U	U	U	U	U	U	U	U	U	U
toluene	5*	1	U	U	U	U	U	U	U	U	U	U	U	0.18 F	U
trichlorofluoromethane	5*	1	U	U	U	U	U	U	U	U	U	U	U	U	U
vinyl chloride	2	1	U	U	U	U	U	U	U	1.2	U	U	U	U	U
Total VOCs (µg/L)			**0**	**1.72**	**3.3**	**0**	**0.33**	**0**	**0**	**16.22**	**0**	**0**	**1.2**	**2.02**	**0.46**
Pesticides (µg/L)															
No pesticides reported.															
PCBs (µg/L)															
No PCBs reported.															

For notes, please refer to the end of the Table Section.

Table 2-2

Groundwater and Surface Water Sampling Results

Location of Well	NYSDEC Class GA Groundwater Standards	Reporting Limit	LF1MW-6															
Date of Collection			**12/5/2003**	**3/30/2004**	**6/28/2004**	**9/16/2004**	**12/15/2004**	**4/1/2005**	**6/22/2005**	**9/9/2005**	**12/21/2005**	**3/20/2006**	**6/19/2006**		**9/14/2006**		**12/18/2006**	
Sample ID No.			**LF1M0620AA**	**LF1M0620BA**	**LF1M0620CA**	**LF1M0620DA**	**LF1M0620EA**	**LF1M0620FA**	**LF1M0620GA**	**LF1M0620HA**	**LF1M0620IA**	**LF1M0620JA**	**LF1M0620KA**		**LF1M0620LA**		**LF1M0620MA**	
Depth to Water (ft)			**2.58**	**2.11**	**2.88**	**2.66**	**2.64**	**2.50**	**3.13**	**3.41**	**2.76**	**2.74**	**3.09**		**2.75**		**2.59**	
Metals (µg/L) [Dissolved / Total][1]																		
aluminum	2,000	200	U	U	U	U	U	U	U	98 F	U	22 F	71.5 F	30.5 F	57.3 F	43.2 F	U	U
antimony	3	50	U	U	U	U	U	U	U	U	U	U	U	U	U	U	U	U
arsenic	25	30	U	U	U	U	U	U	U	U	U	U	U	U	U	U	U	U
barium	1,000	50	53.5	52.9	50.5	49.5 F	43.7 F	53.5	54.9	119	66	60.7	50.6	60.5	54.9	54.1	52	53
berylium	3	4	U	U	U	U	U	U	U	U	U	U	U	U	U	U	U	U
boron	1,000	110	42.9	NA	NA	NA	NA	38	NA	NA	NA	45.2	45.7	45.4	NA	NA	NA	NA
cadmium	5	5	U	U	U	U	U	U	U	U	U	U	U	U	U	U	U	U
calcium	--	1,100	72,300	74,500	66,000	64,700	58,200	71,800	74,100	148,000	87,800	84,300	70,100	76,100	66,900	65,200	70,000	70,000
chromium	50	10	U	U	U	U	U	U	U	U	U	U	U	U	U	U	U	U
cobalt	--	60	U	U	U	U	U	U	U	2.5 F	U	U	U	U	U	U	U	U
copper	200	10	U	U	5.6 F	U	1.7 F	U	U	U	U	U	U	U	U	U	U	U
iron	300	200	237	**344**	**388**	299	119 F	171 F	**893**	**5,040**	**736**	**433**	78.8 F	**3,100**	**1,170**	**1,050**	84 F	110 F
lead	25	25	U	U	U	U	U	U	U	U	U	U	U	U	U	U	U	U
magnesium	35,000	1,000	12,600 B	13,100	11,800	11,400	10,300	12,200	12,600	17,000	13,600	13,400	11,400	12,600	11,400	11,200	12,000	12,000
manganese	300	10	111	108	110	97.2	89.3	106	171	**2,160**	**508**	295	275	280	217	187	170	160
molybdenum	--	15	U	U	U	U	U	U	U	U	U	U	U	U	U	U	U	U
nickel	100	20	U	U	U	U	U	U	1.6 F	3.9 F	U	U	U	U	U	U	1.2 F	U
potassium	--	1,000	3,320 B	3,030	2,960	3,060	2,920	3,070	3,060	7,690	4,230	3,290	3,020	3,300	3,020	2,950	3,200	3,300
selenium	10	30	U	U	U	U	U	U	U	U	U	U	U	U	U	U	U	U
silver	50	10	U	U	U	U	U	U	U	U	U	U	U	U	U	U	U	U
sodium	20,000	1,000	**21,500 B**	**21,500**	19,800	19,500	18,500	**21,300**	19,600	14,600	**20,300**	**21,600**	17,200	19,500	19,300	19,700	**21,000**	**22,000**
thallium	0.5	80	U	U	U	U	U	U	U	U	U	U	U	U	U	U	U	U
vanadium	--	10	U	U	U	U	U	U	U	U	U	U	U	U	U	U	U	U
zinc	2,000	20	10.2 F	U	U	U	U	U	U	U	4.5 F	U	3.9 F	3.9 F	44 B	32.5 B	6.8 F	4.7 F
Leachate Indicators (mg/L)																		
alkalinity, Total	--	10	265 B	247	190	220	230	250	280	492	326	256	292		230		230	
ammonia	2	0.2	0.41	0.31	0.39	0.43	0.33	0.4	0.5	**2.1**	0.82	0.54	0.44		0.68		0.52	
BOD5	--	2.4	2.8	3.8	4.7	U	3.8	2.5	4.8	7.8	U	U	U		7.8		3.4	
bromide	2	0.5	U	U	U	0.19 F	U	U	0.20 F	U	0.56	0.59	0.07 F		0.14 F		0.13	
COD	--	5	U	U	U	U	U	U	U	22.6	10.6	11.7	U		11		20 B	
chloride	250	1	24 B	23.5	27.5	26.4	23.2	23.2	22.1	15.1	21	19.3	21		22		23	
color	15	5	0	NA	NA	NA	NA	12	NA	NA	NA	13	NA		NA		NA	
cyanide, Total	200	0.02	0.066 B	NA	NA	NA	NA	U	NA	NA	NA	U	NA		NA		NA	
hardness, Total	--	1	272 B	228	180	420	272	224	264	640	330	250	188		140 B		220	
nitrate	10	1	U	U	U	U	U	U	U	0.04 F	0.11 F	U	U		0.012 F		U	
TKN	1	1	0.46	0.51	0.51	0.54 B	0.43	0.49	0.72	**5.6**	**2.2**	0.71	2.2		0.64		0.59	
sulfate	250	1	U	U	U	U	U	U	U	U	U	U	U		U		U	
TDS	500	10	296 B	287	252	249	286	278	322	**536**	349	299	286		280		270	
TOC	--	1	U	0.76 F	U	U	U	0.68 F	0.75 F	3.2	0.62 F	1.1	0.54 F		0.71 F		0.70 F	
phenolics, Total	--	0.005	U	0.004 F	0.015	U	U	U	0.0040 F	U	U	U	NA		NA		NA	

For notes, please refer to the end of the Table Section.

Table 2-2

Groundwater and Surface Water Sampling Results

Location of Well	NYSDEC Class GA Groundwater Standards	Reporting Limit	LF1MW-6										
Date of Collection			**4/4/2007**	**9/27/2008**	**4/2/2008**	**9/18/2008**	**4/20/2009**	**3/31/2010**	**6/15/2011**				
Sample ID No.			**LF1M0620NA**	**LF1M0620OA**	**LF1M0620PA**	**LF1M0620QA**	**LF1M0620RA**	**LF1M0620SA**	**LF1M0620TA**				
Depth to Water (ft)			**2.23**	**3.24**	**2.25**	**2.91**	**2.20**	**NS**	**1.58**				
VOCs (µg/L)													
1,1,1-trichloroethane	5*	1	U	U	U	U	U	NS	NA				
1,1-dichloroethane	5*	1	U	0.150 F	U	U	U	NS	NA				
1,2,3-trichlorobenzene	5	1	U	U	U	U	U	NS	NA				
1,2,4-trimethylbenzene	5*	1	U	1.08	U	0.200 F	U	NS	NA				
1,2-dichloroethane	0.6	1	U	U	U	U	U	NS	NA				
1,2-dichlorobenzene	3	1	U	U	U	U	U	NS	NA				
1,2-dibromo-3-chloropropane	0.04	2	U	U	U	U	U	NS	NA				
1,3,5-trimethylbenzene	5*	1	U	0.140 F	U	U	U	NS	NA				
1,3-dichlorobenzene	3	1	U	U	U	U	U	NS	NA				
1,4-dichlorobenzene	3	0.5	U	0.400 F	U	U	U	NS	NA				
acetone	50	10	U	U	U	U	U	NS	NA				
benzene	1	0.1	U	1.65	U	0.410 F	U	NS	NA				
bromodichloromethane	50	0.5	U	U	U	U	U	NS	NA				
bromoform	50	1	U	U	U	U	U	NS	NA				
carbon disulfide	1,000	0.5	U	U	U	U	U	NS	NA				
chlorobenzene	5*	0.5	U	0.93	U	U	U	NS	NA				
chloroethane	5*	1	U	U	U	U	U	NS	NA				
chloroform	7	0.3	U	U	U	U	U	NS	NA				
chloromethane	5*	1	U	U	U	U	U	NS	NA				
cis-1,2-dichloroethene	5*	1	U	0.180 F	U	U	U	NS	NA				
dichlorodifluoromethane	5*	1	U	0.270 F	U	U	U	NS	NA				
ethylbenzene	5*	1	U	U	U	U	U	NS	NA				
isopropylbenzene	5*	1	U	0.160 F	U	U	U	NS	NA				
methylene chloride	5*	1	U	0.230 F	U	U	U	NS	NA				
methyl iodide	5*	0.5	U	U	U	U	U	NS	NA				
n-propylbenzene	5*	1	U	U	U	U	U	NS	NA				
m,p-xylene	5*	2	U	0.730 F	U	0.160 F	U	NS	NA				
naphthalene	10	1	U	U	U	U	U	NS	NA				
o-xylene	5*	1	U	U	U	U	U	NS	NA				
p-isopropyltoluene	5*	1	U	U	U	U	U	NS	NA				
sec-butylbenzene	5*	1	U	U	U	U	U	NS	NA				
tetrachloroethene	5	1	U	U	U	U	U	NS	NA				
tert-butylbenzene	5*	1	U	U	U	U	U	NS	NA				
trichloroethene (TCE)	5*	1	U	U	U	U	U	NS	NA				
toluene	5*	1	U	U	U	U	U	NS	NA				
trichlorofluoromethane	5*	1	U	U	U	U	U	NS	NA				
vinyl chloride	2	1	U	U	U	U	U	NS	NA				
Total VOCs (µg/L)			**0**	**4.92**	**0**	**0.77**	**0**	**NS**	NA				
Pesticides (µg/L)													
No pesticides reported.													
PCBs (µg/L)													
No PCBs reported.													

For notes, please refer to the end of the Table Section.

Table 2-2

Groundwater and Surface Water Sampling Results

Location of Well	NYSDEC Class GA Groundwater Standards	Reporting Limit	LF1MW-6																	
Date of Collection			**4/4/2007**		**9/27/2007**		**4/2/2008**		**9/18/2008**	**4/20/2009**	**3/31/2010**	**6/15/2011**								
Sample ID No.			**LF1M0620NA**		**LF1M0620OA**		**LF1M0620PA**		**LF1M0620QA**	**LF1M0620RA**	**LF1M0620SA**	**LF1M0620TA**								
Depth to Water (ft)			**2.23**		**3.24**		**2.25**		**2.91**	**2.20**	**NS**	**1.58**								
Metals (µg/L) [Dissolved / Total][1]																				
aluminum	2,000	200	U	U	U	U	U	U	42 F	U	NS	NA								
antimony	3	50	U	U	U	U	U	U	1.7 F	U	NS	NA								
arsenic	25	30	U	U	U	U	U	U	U	U	NS	NA								
barium	1,000	50	46 F	51	120	110	54	55	65	49 F	NS	NA								
berylium	3	4	U	U	U	U	U	U	U	U	NS	NA								
boron	1,000	110	U	U	NA	NA	49	52	NA	NA	NS	NA								
cadmium	5	5	U	U	U	U	U	U	U	U	NS	NA								
calcium	--	1,100	66,000	71,000	140,000	140,000	77,000	78,000	82,000	69,000	NS	NA								
chromium	50	10	1.8 F	U	3.0 F	2.2 F	U	U	U	U	NS	NA								
cobalt	--	60	U	U	U	U	U	U	U	U	NS	NA								
copper	200	10	U	U	U	U	U	U	U	U	NS	NA								
iron	300	200	150 F	210	**6,100**	**5,800**	170 F	**520**	**2,200**	**980**	NS	NA								
lead	25	25	U	U	U	U	U	U	U	U	NS	NA								
magnesium	35,000	1,000	12,000	12,000	17,000	16,000	13,000	13,000	13,000	12,000	NS	NA								
manganese	300	10	150	160	1,800	1,700	340	340	**510**	230	NS	NA								
molybdenum	--	15	U	U	U	U	U	U	U	U	NS	NA								
nickel	100	20	1.3 F	1.2 F	1.7 F	1.6 F	U	U	U	U	NS	NA								
potassium	--	1,000	3,000	3,100	6,500	6,300	3,400	3,400	4,100	3,000	NS	NA								
selenium	10	30	U	U	U	U	U	U	U	U	NS	NA								
silver	50	10	U	U	U	U	U	U	U	U	NS	NA								
sodium	20,000	1,000	**21,000**	**22,000**	18,000	18,000	20,000	20,000	20,000	**21,000**	NS	NA								
thallium	0.5	80	U	U	U	U	U	U	U	U	NS	NA								
vanadium	--	10	U	U	U	U	U	U	U	U	NS	NA								
zinc	2,000	20	U	U	81 B	18 F	12 F	10 F	12 F	U	NS	NA								
Leachate Indicators (mg/L)																				
alkalinity, Total	--	10	230		440		280		280	240	NS	390								
ammonia	2	0.2	0.50		**2.4**		0.72		1.10	0.54	NS	1.6 F								
BOD5	--	2.4	4.2		6.7		U		10	3.3	NS	1.8 F								
bromide	2	0.5	0.11		0.16		0.13		0.14	0.14	NS	0.17 F								
COD	--	5	10 B		8.5 F		6.3 F		U	6.0 F	NS	U								
chloride	250	1	22		16		21		19	20	NS	16								
color	15	5	NA		NA		U		NA	U	NS	**30**								
cyanide, Total	200	0.02	NA		NA		NA		NA	NA	NS	NA								
hardness, Total	--	1	230		389		250		280	220	NS	330								
nitrate	10	1	U		0.016 F		0.021 F		0.016 F	U	NS	U								
TKN	1	1	0.54		**2.2**		0.67		**1.1**	0.57	NS	**1.2**								
sulfate	250	1	U		U		U		U	U	NS	U								
TDS	500	10	280		490		310		330	280	NS	410								
TOC	--	1	0.47 F		2.0		0.50 F		0.73 F	U	NS	1.2								
phenolics, Total	--	0.005	NA		NA		NA		NA	NA	NS	NA								

For notes, please refer to the end of the Table Section.

Table 2-2

Groundwater and Surface Water Sampling Results

Location of Well	NYSDEC Class GA Groundwater Standards	Reporting Limit	LF1MW-10												
Date of Collection			12/9/2003	3/30/2004	6/28/2004	9/17/2004	12/15/2004	4/4/2005	6/23/2005	9/8/2005	12/22/2005	3/16/2006	9/14/2006	4/3/2007	9/26/2007
Sample ID No.			LF1M1029AA	LF1M1030BA	LF1M1029CA	LF1M1030DA	LF1M1030EA	LF1M1030FA	LF1M1030GA	LF1M1030HA	LF1M1030IA	LF1M1030JA	LF1M1030LA	LF1M1030NA	LF1M1030OA
Depth to Water (ft)			25.67	25.03	25.57	26.12	25.92	25.46	26.24	27.65	26.81	25.27	26.60	24.60	27.10
VOCs (µg/L)															
1,1,1-trichloroethane	5*	1	U	U	U	U	U	U	U	U	U	U	U	U	U
1,1-dichloroethane	5*	1	U	U	U	U	U	U	U	U	U	U	U	U	U
1,2,3-trichlorobenzene	5	1	U	U	U	U	U	U	U	U	U	U	U	U	U
1,2,4-trimethylbenzene	5*	1	U	U	U	U	U	U	U	U	U	U	U	U	U
1,2-dichloroethane	0.6	1	U	U	U	U	U	U	U	U	U	U	U	U	U
1,2-dichlorobenzene	3	1	U	U	U	U	U	U	U	U	U	U	U	U	U
1,2-dibromo-3-chloropropane	0.04	2	U	U	U	U	U	U	U	U	U	U	U	U	U
1,3,5-trimethylbenzene	5*	1	U	U	U	U	U	U	U	U	U	U	U	U	U
1,3-dichlorobenzene	3	1	U	U	U	U	U	U	U	U	U	U	U	U	U
1,4-dichlorobenzene	3	0.5	**3.9**	2	1.2	1.7	1.2	0.98	0.69	1.2	1	0.64	0.52 F	0.240 F	0.400 F♦
acetone	50	10	U	U	U	U	U	U	U	U	U	U	U	U	U
benzene	1	0.1	U	U	U	U	U	U	U	U	U	U	U	U	U
bromodichloromethane	50	0.5	U	U	U	U	U	U	U	U	U	U	U	U	U
bromoform	50	1	U	U	U	U	U	U	U	U	U	U	U	U	U
carbon disulfide	1,000	0.5	U	U	U	U	U	U	U	U	U	U	U	U	U
chlorobenzene	5*	0.5	0.7	0.25 F	U	U	U	U	U	U	U	U	U	U	U
chloroethane	5*	1	U	U	U	U	U	U	U	U	U	U	U	U	U
chloroform	7	0.3	U	U	U	U	U	U	U	U	U	U	U	U	U
chloromethane	5*	1	U	U	U	U	U	U	U	U	U	U	U	U	U
cis-1,2-dichloroethene	5*	1	U	U	U	U	U	U	U	U	U	U	U	U	U
dichlorodifluoromethane	5*	1	U	U	U	U	U	U	U	U	U	U	U	0.130 F	U
ethylbenzene	5*	1	U	U	U	U	U	U	U	U	U	U	U	U	U
isopropylbenzene	5*	1	U	U	U	U	U	U	U	U	U	U	U	U	U
methylene chloride	5*	1	U	U	U	U	U	U	U	U	U	U	U	U	U
methyl iodide	5*	0.5	U	U	U	U	U	U	U	U	U	U	U	U	U
n-propylbenzene	5*	1	U	U	U	U	U	U	U	U	U	U	U	U	U
m,p-xylene	5*	2	U	U	U	U	U	U	U	U	U	U	U	U	U
naphthalene	10	1	U	U	U	U	U	U	U	U	U	U	U	U	U
o-xylene	5*	1	U	U	U	U	U	U	U	U	U	U	U	U	U
p-isopropyltoluene	5*	1	U	U	U	U	U	U	U	U	U	U	U	U	U
sec-butylbenzene	5*	1	U	U	U	U	U	U	U	U	U	U	U	U	U
tetrachloroethene	5	1	U	U	U	U	U	U	U	U	U	U	0.21 F	0.120 F	0.260 F♦
tert-butylbenzene	5*	1	U	U	U	U	U	U	U	U	U	U	U	U	U
trichloroethene (TCE)	5*	1	U	U	U	U	U	U	U	U	U	U	0.1 F	U	0.130 F
toluene	5*	1	U	U	U	U	U	U	U	U	U	U	U	U	U
trichlorofluoromethane	5*	1	U	U	U	U	U	U	U	U	U	U	U	U	0.230 F
vinyl chloride	2	1	U	U	U	U	U	U	U	U	U	U	U	U	U
Total VOCs (µg/L)			**4.6**	**2.25**	**1.2**	**1.7**	**1.2**	**0.98**	**0.69**	**1.2**	**1**	**0.64**	**0.83**	**0.49**	**1.02**
Pesticides (µg/L)															
No pesticides reported.															
PCBs (µg/L)															
No PCBs reported.															

For notes, please refer to the end of the Table Section.

Table 2-2

Groundwater and Surface Water Sampling Results

Location of Well	NYSDEC Class GA Groundwater Standards	Reporting Limit	LF1MW-10															
Date of Collection			12/9/2003	3/30/2004	6/28/2004	9/17/2004	12/15/2004	4/4/2005	6/23/2005	9/8/2005	12/22/2005	3/16/2006	9/14/2006		4/3/2007		9/26/2007	
Sample ID No.			LF1M1029AA	LF1M1030BA	LF1M1029CA	LF1M1030DA	LF1M1030EA	LF1M1030FA	LF1M1030GA	LF1M1030HA	LF1M1030IA	LF1M1030JA	LF1M1030LA		LF1M1030NA		LF1M1030OA	
Depth to Water (ft)			25.67	25.03	25.57	26.12	25.92	25.46	26.24	27.65	26.81	25.27	26.60		24.60		27.10	
Metals (µg/L) [Dissolved / Total][1]																		
aluminum	2,000	200	204	79.6 F	U	U	U	U	U	U	U	U	60 F	46.6 F	U	54 F	U	U
antimony	3	50	U	U	U	U	U	U	U	U	4.4 F	U	U	U	U	U	U	U
arsenic	25	30	U	U	U	U	U	U	U	U	U	U	U	U	U	U	U	U
barium	1,000	50	33.3 F	23.9 F	20.1 F	19.8 F	15.1	13.9 F	13 F	21.4 F	21.4 F	13.9 F	17.4 F	17.7 F	13 F	14 F	21 F	22 F
berylium	3	4	U	U	U	U	U	U	U	U	U	U	U	U	U	U	U	U
boron	1,000	110	17.5	NA	NA	NA	NA	8.1 F	NA	NA	NA	11.3	U	U	U	U	NA	NA
cadmium	5	5	U	U	U	U	U	U	U	U	U	U	U	U	U	U	U	U
calcium	--	1,100	64,500	69,800	76,600	76,800	64,300	68,500	70,400	84,200	88,200	70,900	88,400	88,300	74,000	80,000	90,000	90,000
chromium	50	10	U	U	U	U	U	U	U	U	U	U	U	U	U	3.8 F	U	U
cobalt	--	60	2 F	U	U	U	U	U	U	U	U	U	U	U	U	U	U	U
copper	200	10	2.8 F	U	3.7 F	U	1.8 F	2.7 F	U	U	U	U	U	U	U	U	U	U
iron	300	200	**2,380**	**561**	222	231	256	210	95.5 F	268	214	73.6 F	116 F	126 F	28 F	40 F	90 F♦	110 F
lead	25	25	U	U	U	U	U	U	U	U	U	U	U	U	U	U	U	U
magnesium	35,000	1,000	3,860	3,480	3,390	2,880	2,300	2,300	2,250	1,990	2,680	2,580	3,120	3,120	4,400	4,800	2,800	2,800
manganese	300	10	**343**	216	125	171	182	163	93.9	249	212	138	U	151	120	120	**450**	**430**
molybdenum	--	15	U	U	U	U	U	U	U	U	U	U	U	U	U	U	U	U
nickel	100	20	2.8 F	U	U	U	U	U	U	U	U	U	U	U	U	1.3 F	U	U
potassium	--	1,000	2,850	1,900	1,420	1,230	1,020	886	783 F	762 F	967 F	887 F	985	963 F	1,200	1,300	1,100	1,100
selenium	10	30	U	U	U	U	U	U	U	U	U	U	U	U	U	U	U	U
silver	50	10	U	U	U	U	U	U	U	U	U	U	U	U	U	U	U	U
sodium	20,000	1,000	1,860	2,730	4,290	2,380	1,540	1,460	1,500	1,090	1,030	1,600	1,180 B	1,180	2,800	2,800	2,000	2,000
thallium	0.5	80	U	U	U	U	U	U	U	U	U	U	U	U	U	U	U	U
vanadium	--	10	U	U	U	U	U	U	U	U	U	U	U	U	U	U	U	U
zinc	2,000	20	4.6 F	U	U	U	U	U	U	U	4.4 F	U	65.3 F	30.6 F	U	U	U	U
Leachate Indicators (mg/L)																		
alkalinity, Total	--	10	170	174	174	191	193	184	204	215	233	190	230		200		230	
ammonia	2	0.2	1.1	0.39	0.25	0.19	0.15	0.13	0.2	0.17	0.16	0.041 F	0.048 F		0.038 F		0.071	
BOD5	--	2.4	U	2.3	U	U	U	U	U	U	U	U	U		U		U	
bromide	2	0.5	U	U	U	U	U	U	U	U	U	U	U		U		U	
COD	--	5	U	17.4	U	U	U	U	4.3 F	5.3 F	18.8 B	U	5 F		10 B		8.5 F	
chloride	250	1	2.0	0.39 F	1.7	1.7	1.4	1.4	1.4 B	1.2	1.2	0.68 F	1.1		0.80 F		0.85 F♦	
color	15	5	**25**	NA	NA	NA	NA	7.5	U	NA	NA	U	NA		NA		NA	
cyanide, Total	200	0.02	U	NA	NA	NA	NA	U	U	NA	NA	0.0062 F	NA		NA		NA	
hardness, Total	--	1	210	188	196	200	208	182	216	230	270 B	147	240		530		200 J♦	
nitrate	10	1	U	0.88 F	0.23 F	0.13 F	0.07 F	0.14 F	0.26 F	0.04 F	0.26 F	0.26 F	0.17 F		0.32		0.18	
TKN	1	1	0.96	0.66	0.46	0.38	U	U	0.5 B	0.76	0.61	U	U		U		0.13 F♦	
sulfate	250	1	14.7	9.2	9.1	7.4	8.5	14.3	15 B	14.2	10	6.9	13		11		9.2♦	
TDS	500	10	225	186	199	196	224	221	226	234	245	230	270		210		250	
TOC	--	1	1.1	3.1	U	0.6 F	U	0.78 F	0.78 F	1 B	U	0.51 F	0.73 F		0.65 F		0.90 F	
phenolics, Total	--	0.005	0.029 B	U	U	U	U	U	U	U	U	U	NA		NA		NA	

For notes, please refer to the end of the Table Section.

Table 2-2

Groundwater and Surface Water Sampling Results

Location of Well	NYSDEC Class GA Groundwater Standards	Reporting Limit	LF1MW-10										
Date of Collection			**4/1/2008**	**9/17/2008**	**4/21/2009**	**3/30/2010**	**6/15/2011**						
Sample ID No.			**LF1M1030PA**	**LF1M1030QA**	**LF1M1030RA**	**LF1M1030SA**	**LF1M1030TA**						
Depth to Water (ft)			**24.52**	**26.55**	**24.44**	**25.90**	**NS**						
VOCs (µg/L)													
1,1,1-trichloroethane	5*	1	U	U	U	U	NS						
1,1-dichloroethane	5*	1	U	U	U	U	NS						
1,2,3-trichlorobenzene	5	1	U	U	U	U	NS						
1,2,4-trimethylbenzene	5*	1	U	U	U	U	NS						
1,2-dichloroethane	0.6	1	U	U	U	U	NS						
1,2-dichlorobenzene	3	1	U	U	U	U	NS						
1,2-dibromo-3-chloropropane	0.04	2	U	U	U	U	NS						
1,3,5-trimethylbenzene	5*	1	U	U	U	U	NS						
1,3-dichlorobenzene	3	1	U	U	U	U	NS						
1,4-dichlorobenzene	3	0.5	0.340 F	U	U	0.180 F	NS						
acetone	50	10	U	U	U	1.33 F	NS						
benzene	1	0.1	U	U	U	U	NS						
bromodichloromethane	50	0.5	U	U	U	U	NS						
bromoform	50	1	U	U	U	U	NS						
carbon disulfide	1,000	0.5	U	U	U	U	NS						
chlorobenzene	5*	0.5	U	U	U	U	NS						
chloroethane	5*	1	U	U	U	U	NS						
chloroform	7	0.3	U	U	U	U	NS						
chloromethane	5*	1	U	U	U	U	NS						
cis-1,2-dichloroethene	5*	1	U	U	U	U	NS						
dichlorodifluoromethane	5*	1	U	U	U	U	NS						
ethylbenzene	5*	1	U	U	U	U	NS						
isopropylbenzene	5*	1	U	U	U	U	NS						
methylene chloride	5*	1	U	U	U	U	NS						
methyl iodide	5*	0.5	U	U	U	U	NS						
n-propylbenzene	5*	1	U	U	U	U	NS						
m,p-xylene	5*	2	U	U	U	U	NS						
naphthalene	10	1	U	U	U	U	NS						
o-xylene	5*	1	U	U	U	U	NS						
p-isopropyltoluene	5*	1	U	U	U	U	NS						
sec-butylbenzene	5*	1	U	U	U	U	NS						
tetrachloroethene	5	1	0.170 F	0.200 F♦	0.180 F	0.280 F	NS						
tert-butylbenzene	5*	1	U	U	U	U	NS						
trichloroethene (TCE)	5*	1	U	U	U	0.120 F	NS						
toluene	5*	1	U	U	U	U	NS						
trichlorofluoromethane	5*	1	U	U	U	U	NS						
vinyl chloride	2	1	U	U	U	U	NS						
Total VOCs (µg/L)			**0.51**	**0.200**	**0.180**	**1.91**	NS						
Pesticides (µg/L)													
No pesticides reported.													
PCBs (µg/L)													
No PCBs reported.													

For notes, please refer to the end of the Table Section.

Table 2-2

Groundwater and Surface Water Sampling Results

Location of Well	NYSDEC Class GA Groundwater Standards	Reporting Limit	LF1MW-10																	
Date of Collection			4/1/2008		9/17/2008	4/21/2009	3/30/2010	6/15/2011												
Sample ID No.			LF1M1030PA		LF1M1030QA	LF1M1030RA	LF1M1030SA	LF1M1030TA												
Depth to Water (ft)			24.52		26.55	24.44	25.90	NS												
Metals (µg/L) [Dissolved / Total][1]																				
aluminum	2,000	200	U	U	42 F	U	U	NS												
antimony	3	50	U	U	2.0 F	U	U	NS												
arsenic	25	30	U	U	U	U	U	NS												
barium	1,000	50	14 F	15 F	22 F	16 F	22 F	NS												
berylium	3	4	U	U	U	U	U	NS												
boron	1,000	110	7.2 F	7.4 F	NA	NA	NA	NS												
cadmium	5	5	U	U	U	U	U	NS												
calcium	--	1,100	78,000	79,000	95,000	80,000	96,000	NS												
chromium	50	10	U	U	U	U	U	NS												
cobalt	--	60	U	U	U	U	U	NS												
copper	200	10	U	U	U	U	U	NS												
iron	300	200	60 F	57	76 F	24 F	140 F	NS												
lead	25	25	U	U	U	U	U	NS												
magnesium	35,000	1,000	3,800	3,900	3,500	3,300	3,300	NS												
manganese	300	10	120	120	93	49	260	NS												
molybdenum	--	15	U	U	U	U	U	NS												
nickel	100	20	U	U	U	U	U	NS												
potassium	--	1,000	1,100	1,100	1,200	1,100	1,200	NS												
selenium	10	30	U	U	U	U	U	NS												
silver	50	10	U	U	U	U	U	NS												
sodium	20,000	1,000	2,300	2,200	3,500	1,800	1,700	NS												
thallium	0.5	80	U	U	U	U	U	NS												
vanadium	--	10	U	U	U	U	U	NS												
zinc	2,000	20	10 F	9.8 F	17 F♦	9.9 F	U	NS												
Leachate Indicators (mg/L)								NS												
alkalinity, Total	--	10	200		250	200	230	NS												
ammonia	2	0.2	0.026 F		0.050 B♦	U	U	NS												
BOD5	--	2.4	U		U	U	U	NS												
bromide	2	0.5	U		U	U	U	NS												
COD	--	5	8.5 F		U	6.0 F	U	NS												
chloride	250	1	0.79 F		0.79 F	0.53 F	0.39 F	NS												
color	15	5	U		NA	U	U	NS												
cyanide, Total	200	0.02	NA		NA	NA	NA	NS												
hardness, Total	--	1	220		280	220	250	NS												
nitrate	10	1	0.36		0.098 F	0.62	0.21	NS												
TKN	1	1	0.13 F		0.25 B	U	0.24 B	NS												
sulfate	250	1	22		12	15	17	NS												
TDS	500	10	230		270	250	250	NS												
TOC	--	1	0.71 F		0.97 F	0.54 F	0.77 F	NS												
phenolics, Total	--	0.005	NA		NA	NA	NA	NS												

For notes, please refer to the end of the Table Section.

Table 2-2

Groundwater and Surface Water Sampling Results

Location of Well	NYSDEC Class GA Groundwater Standards	Reporting Limit	LF1MW-11												
Date of Collection			**12/5/2003**	**3/29/2004**	**6/25/2004**	**9/16/2004**	**12/15/2004**	**4/1/2005**	**6/22/2005**	**9/8/2005**	**12/23/2005**	**3/16/2006**	**6/19/2006**	**9/15/2006**	**12/18/2006**
Sample ID No.			**LF1M1111AA**	**LF1M1111BA**	**LF1M1111CA**	**LF1M1111DA**	**LF1M1111EA**	**LF1M1111FA**	**LF1M1111GA**	**LF1M1111HA**	**LF1M1111IA**	**LF1M1111JA**	**LF1M1111KA**	**LF1M1111LA**	**LF1M1111MA**
Depth to Water (ft)			**2.99**	**2.57**	**3.31**	**3.10**	**3.13**	**2.89**	**3.64**	**3.98**	**3.35**	**3.01**	**4.90**	**3.65**	**3.21**
VOCs (µg/L)															
1,1,1-trichloroethane	5*	1	U	U	U	U	U	U	U	U	U	U	U	U	U
1,1-dichloroethane	5*	1	1.6	0.93 F	1.2	1.3	1.2	0.29 F	1.1	0.8 F	1.1	1.2	0.86 F	0.93 F	1.05
1,2,3-trichlorobenzene	5	1	U	U	U	U	U	0.22 F	U	U	U	U	U	U	U
1,2,4-trimethylbenzene	5*	1	U	0.27 F	0.58 F	U	U	U	U	U	U	U	U	U	U
1,2-dichloroethane	0.6	1	U	U	U	U	U	U	U	U	U	U	U	0.13 F	0.120 F
1,2-dichlorobenzene	3	1	**13**	**11**	**10**	**12**	**9**	2.3	**8.9**	**11**	**8.1**	**8.2**	**8.8**	**9.72**	**8.37**
1,2-dibromo-3-chloropropane	0.04	2	U	U	U	U	U	U	U	U	U	U	U	U	UJ
1,3,5-trimethylbenzene	5*	1	U	U	U	U	U	U	U	U	U	U	U	U	U
1,3-dichlorobenzene	3	1	1.5	1	1.4	1.4	1	0.3 F	1.2	1.6	1.1	0.94 F	0.99 F	0.99 F	0.860 F
1,4-dichlorobenzene	3	0.5	**16**	**13**	**13**	**14**	**11**	2.9	**11**	**14**	**10**	**10**	**11**	**11.7**	**10.0**
acetone	50	10	U	U	3.6 F	U	U	1.8 F	2 F	U	U	U	2.3 F	3.89 F	2.30 F
benzene	1	0.1	**4.9**	**3.4**	**3.6**	**3.7**	**3.3**	0.62	**3**	**2.6**	**2.7**	**2.9**	**2.4**	**2.43**	**2.53**
bromodichloromethane	50	0.5	U	U	U	U	U	U	U	U	U	U	U	U	U
bromoform	50	1	U	U	U	U	U	U	U	U	U	U	U	U	U
carbon disulfide	1,000	0.5	U	U	U	U	U	U	U	U	U	U	U	U	U
chlorobenzene	5*	0.5	**17**	**14**	**14**	**14**	**12**	2.3	**11**	**13**	**10**	**10**	**11**	**10.4**	**9.70**
chloroethane	5*	1	1.2	0.66 F	0.78 F	0.91 F	1	U	1.2	0.73 F	0.68 F	0.93 F	0.94 F	0.95 F	0.840 F
chloroform	7	0.3	U	U	U	U	U	U	U	U	U	U	U	U	U
chloromethane	5*	1	U	U	U	U	U	U	U	U	U	U	0.2 F	U	U
cis-1,2-dichloroethene	5*	1	0.48 F	0.32 F	U	0.46 F	0.45 F	U	0.37 F	U	U	U	U	0.26 F	0.340 F
dichlorodifluoromethane	5*	1	2.7	2.4	2.3	2.6	2.4	0.36 F	2.3	U	2	2.8	1.5	1.62	1.27
ethylbenzene	5*	1	U	U	U	U	U	U	U	U	U	U	U	U	U
isopropylbenzene	5*	1	2.1	1.7	1.8	1.7	1.3	U	0.65 F	0.5 F	U	U	U	U	U
methylene chloride	5*	1	U	U	U	U	U	U	U	U	U	U	U	0.18 F	0.190 F
methyl iodide	5*	0.5	U	U	U	U	U	U	0.21 F	U	U	U	U	U	U
n-propylbenzene	5*	1	1.8	0.88 F	0.67 F	0.41 F	U	U	U	U	U	U	U	U	U
m,p-xylene	5*	2	U	U	U	U	U	U	U	U	U	U	U	U	U
naphthalene	10	1	0.3 F	U	U	U	U	U	U	U	U	U	U	U	U
o-xylene	5*	1	U	U	U	U	U	U	U	U	U	U	U	U	U
p-isopropyltoluene	5*	1	U	U	U	U	U	U	U	U	U	U	U	U	U
sec-butylbenzene	5*	1	0.88 F	0.58 F	0.89 F	0.84 F	0.63	U	0.5 F	0.59 F	U	U	U	U	U
tetrachloroethene	5	1	U	U	U	U	U	U	U	U	U	U	U	U	U
tert-butylbenzene	5*	1	0.28 F	U	0.34 F	0.36 F	0.28	U	0.37 F	U	U	U	0.24 F	0.17 F	0.190 F
trichloroethene (TCE)	5*	1	U	U	U	U	U	U	U	0.39 F	U	U	U	U	U
toluene	5*	1	U	U	U	U	U	U	U	U	U	U	U	0.24 F	U
trichlorofluoromethane	5*	1	0.14	U	U	U	U	U	U	U	U	U	U	U	U
vinyl chloride	2	1	1.9	1.3	1.3	1.6	1.8	0.24 F	1.4	1	1.2	1.5	1	1.18	1.17
Total VOCs (µg/L)			**65.78**	**51.44**	**54.86**	**55.28**	**45.36**	**11.33**	**45.20**	**46.21**	**36.88**	**36.97**	**41.23**	**44.79**	**38.93**
Pesticides (µg/L)															
No pesticides reported.															
PCBs (µg/L)															
No PCBs reported.															

For notes, please refer to the end of the Table Section.

Table 2-2

Groundwater and Surface Water Sampling Results

Location of Well	NYSDEC Class GA Groundwater Standards	Reporting Limit	LF1MW-11															
Date of Collection			**12/5/2003**	**3/29/2004**	**6/25/2004**	**9/16/2004**	**12/15/2004**	**4/1/2005**	**6/22/2005**	**9/8/2005**	**12/23/2005**	**3/16/2006**	**6/19/2006**		**9/15/2006**		**12/18/2006**	
Sample ID No.			**LF1M1111AA**	**LF1M1111BA**	**LF1M1111CA**	**LF1M1111DA**	**LF1M1111EA**	**LF1M1111FA**	**LF1M1111GA**	**LF1M1111HA**	**LF1M1111IA**	**LF1M1111JA**	**LF1M1111KA**		**LF1M1111LA**		**LF1M1111MA**	
Depth to Water (ft)			**2.99**	**2.57**	**3.31**	**3.10**	**3.13**	**2.89**	**3.64**	**3.98**	**3.35**	**3.01**	**4.90**		**3.65**		**3.21**	
Metals (µg/L) [Dissolved / Total][1]																		
aluminum	2,000	200	U	145 F	U	U	U	128 F	U	U	U	U	U	U	53 F	68.5 F	U	43 F
antimony	3	50	U	U	U	U	U	5.3 F	U	U	U	U	U	U	U	U	U	1.6 F
arsenic	25	30	10.9 F	8.9 F	6.1 F	7.9 F	8 F	4.8 F	9.7 F	5 F	6 F	6.9 F	U	9.8 F	9.1 F	8.76 F	7.4 F	13 F
barium	1,000	50	169	170	167	167	151	52.7	144	129	138	137	125	159	160	163	160	170
berylium	3	4	U	U	U	U	U	U	U	U	U	U	U	U	U	U	U	U
boron	1,000	110	136	NA	NA	NA	NA	34.1	NA	NA	NA	102	110	110	NA	NA	NA	NA
cadmium	5	5	U	U	U	U	U	U	U	U	0.4 F	U	U	U	U	U	U	U
calcium	--	1,100	172,000	186,000	182,000	181,000	164,000	74,800	164,000	145,000	152,000	162,000	174,000	180,000	170,000	174,000	180,000	180,000
chromium	50	10	U	U	U	1.4 F	U	U	U	U	U	U	U	U	U	U	1.5 F	U
cobalt	--	60	14.7 F	15.7 F	14.7 F	15.4 F	12.6 F	3.9 F	12.5 F	8.8 F	9.8 F	9.6 F	11.8 F	12.3 F	9.87 F	9.21 F	9.1 F	8.4 F
copper	200	10	U	U	U	U	1.7 F	U	U	U	U	U	U	U	U	U	U	U
iron	300	200	**24,200**	**25,400**	**23,200**	**22,600**	**20,200**	**12,700**	**19,600**	**13,300**	**16,000**	**18,800**	**10,400**	**20,400**	**19,300**	**19,600**	**20,000**	**22,000**
lead	25	25	U	U	U	U	U	U	U	U	U	U	U	U	U	U	U	U
magnesium	35,000	1,000	15,500 B	16,800	15,800	16,000	14,800	7,410	13,800	11,000	12,800	13,700	U	15,000	13,600	13,600	15,000	15,000
manganese	300	10	**3,080**	**3,420**	**3,270**	**3,380**	**3,350**	**1,900**	**2,880**	**1,780**	**2,540**	**2,810**	**2,660**	**2,860**	**2,510**	**2,560**	**3,000**	**3,000**
molybdenum	--	15	U	U	U	U	U	U	U	U	U	U	2.6 F	2.7 F	U	U	U	U
nickel	100	20	9.9 F	10.6 F	9.5 F	10.3 F	8.6 F	2.7 F	9.3 F	6.4 F	7.3 F	7.1 F	7.2 F	8.2 F	8.02 F	7.37 F	7.1 F	7.3 F
potassium	--	1,000	6,230 B	5,670	5,620	6,190	5,800	1,450	5,120	5,070 B	5,170	4,360	5,340	5,460	5,430	5,500	5,700	5,700
selenium	10	30	U	U	U	U	U	U	U	U	U	U	U	U	U	U	U	2.9 F
silver	50	10	U	U	U	U	U	U	U	U	U	U	U	U	U	U	U	U
sodium	20,000	1,000	10,600 B	11,500	11,400	11,700	10,900	6,170	9,880	9,810	10,600	9,870	9,020	9,370	9,690	9,860	11,000	11,000
thallium	0.5	80	U	U	U	U	U	U	U	U	U	U	U	U	U	U	U	U
vanadium	--	10	U	U	U	U	U	U	U	U	U	U	U	U	1.21 F	U	U	U
zinc	2,000	20	U	U	U	U	U	U	U	U	4.7 F	U	U	U	49.9 F	54.5 B	8.2 F	9.1 F
Leachate Indicators (mg/L)																		
alkalinity, Total	--	10	558 M	540	483	564	553	307	545	460	504	518	611		590		520	
ammonia	2	0.2	**3.6 M**	**2.3**	**2.3**	**3.4**	**2.3**	0.85	**2.5**	**2.9**	**3**	**2.2**	1.9		**4.2**		**4**	
BOD5	--	2.4	7.4	3.8	2.9	5.6	5.7	5.4	4.7	U	12.3	3 B	6.2		16		14	
bromide	2	0.5	U	0.24 F	0.27 F	U	U	U	0.2 F	0.21 F	0.26 F	0.52	0.09 F		0.13 F		0.14	
COD	--	5	19.5	34.1	U	18.2	14.8	13.5	11.7	13.3	25.3	17.4	30.1 B		22		24 B	
chloride	250	1	13 B	11.3	12.4	12.8	11.4	7.4	12.3	12.6	10.8	8.2	9.6		11		13	
color	15	5	**80**	NA	NA	NA	NA	**120**	NA	NA	NA	**120**	NA		NA		NA	
cyanide, Total	200	0.02	0.022 M	NA	NA	NA	NA	U	NA	NA	NA	U	NA		NA		NA	
hardness, Total	--	1	564 B	448	496	550	500	240	484	38.4 F	460	528	626		500		500	
nitrate	10	1	U	0.03 F	U	U	0.06 F	U	U	0.5 F	U	U	U		0.027 F		0.070 F	
TKN	1	1	**4.1**	**3.6**	**3.7**	**3.4**	**3.4**	**1.1**	**3.6**	**5.2**	**5.4**	**3.6**	**3.2**		**3.9**		**4.0**	
sulfate	250	1	1.9 B	3.3	4.2	3	2	2.6	2.6	2.2	1.6	3.6	4.2		3.5		2.8	
TDS	500	10	**573 B**	**587**	**566**	**576**	**592**	306	594	465	480	**520**	**572**		**590**		**570**	
TOC	--	1	6.2	4.9	4.2	5	4.4	5	4.6	4.3 B	3.6	3	4.4		4		4.0	
phenolics, Total	--	0.005	UM	U	U	U	U	U	0.0070 F	U	U	U	NA		NA		NA	

For notes, please refer to the end of the Table Section.

Table 2-2

Groundwater and Surface Water Sampling Results

Location of Well	NYSDEC Class GA Groundwater Standards	Reporting Limit	LF1MW-11										
Date of Collection			**4/3/2007**	**9/26/2007**	**4/1/2008**	**9/17/2008**	**4/17/2009**	**3/31/2010**	**6/15/2011**				
Sample ID No.			**LF1M1111NA**	**LF1M1111OA**	**LF1M1111PA**	**LF1M1111QA**	**LF1M1111RA**	**LF1M1111SA**	**LF1M1111TA**				
Depth to Water (ft)			**3.00**	**4.33**	**2.67**	**3.82**	**3.06**	**2.56**	**3.45**				
VOCs (µg/L)													
1,1,1-trichloroethane	5*	1	U	U	U	U	U	U	U				
1,1-dichloroethane	5*	1	0.950 F	0.750 F	0.750 F	0.740 F	0.730 F	0.900 F	0.81 F				
1,2,3-trichlorobenzene	5	1	U	U	U	U	U	U	U				
1,2,4-trimethylbenzene	5*	1	U	U	U	U	U	U	U				
1,2-dichloroethane	0.6	1	U	0.130 F	U	U	U	U	U				
1,2-dichlorobenzene	3	1	**6.69**	**9.81**	**5.84**	**6.95**	**5.80**	**6.04**	**5.0**				
1,2-dibromo-3-chloropropane	0.04	2	U	U	U	U	U	U	U				
1,3,5-trimethylbenzene	5*	1	U	0.100 F	U	U	U	U	U				
1,3-dichlorobenzene	3	1	0.740 F	1.16	0.660 F	0.780 F	0.600 F	0.710 F	0.54 F				
1,4-dichlorobenzene	3	0.5	**7.84**	**11.10**	**7.24**	**8.49**	**7.18**	**7.53**	**6.0**				
acetone	50	10	U	U	U	U	U	1.78 F	U				
benzene	1	0.1	**2.09**	**1.98**	**1.67**	**1.82**	**1.58**	**2.06**	**1.7**				
bromodichloromethane	50	0.5	U	U	U	U	U	U	U				
bromoform	50	1	U	U	U	U	U	U	U				
carbon disulfide	1,000	0.5	U	U	U	U	U	U	U				
chlorobenzene	5*	0.5	**8.10**	**9.89**	**6.49**	**8.05**	**7.06**	**7.18**	**6.3**				
chloroethane	5*	1	0.650 F	0.670 F	0.610 F	0.720 F	0.700 F	0.720 F	0.54 F				
chloroform	7	0.3	U	U	U	U	U	U	U				
chloromethane	5*	1	U	U	U	U	U	U	U				
cis-1,2-dichloroethene	5*	1	0.280 F	0.260 F	0.230 F	0.260 F	0.180 F	0.260 F	0.25 F				
dichlorodifluoromethane	5*	1	1.06	0.740 F	0.760 F	0.670 F	1.29	0.280 F	U				
ethylbenzene	5*	1	U	U	U	U	U	U	U				
isopropylbenzene	5*	1	U	U	U	U	U	U	U				
methylene chloride	5*	1	0.120 F	U	U	U	U	U	U				
methyl iodide	5*	0.5	U	U	U	U	U	U	U				
n-propylbenzene	5*	1	U	U	U	U	U	U	U				
m,p-xylene	5*	2	U	U	U	U	U	U	U				
naphthalene	10	1	U	U	U	U	U	U	U				
o-xylene	5*	1	U	U	U	U	U	U	U				
p-isopropyltoluene	5*	1	U	U	U	U	U	U	U				
sec-butylbenzene	5*	1	U	U	U	U	U	U	U				
tetrachloroethene	5	1	U	U	U	U	U	U	U				
tert-butylbenzene	5*	1	0.170 F	0.290 F	U	0.210 F	0.120 F	0.170 F	U				
trichloroethene (TCE)	5*	1	U	U	0.180 F	U	U	0.160 F	U				
toluene	5*	1	0.150 F	0.180 F	0.130 F	0.180 F	0.130 F	0.150 F	U				
trichlorofluoromethane	5*	1	U	U	U	U	U	U	U				
vinyl chloride	2	1	1.22	0.840 F	0.940 F	0.800 F	0.870 F	0.970 F	0.88 F				
Total VOCs (µg/L)			**30.06**	**37.90**	**25.50**	**29.67**	**26.24**	**28.91**	**22.02**				
Pesticides (µg/L)													
No pesticides reported.													
PCBs (µg/L)													
No PCBs reported.													

For notes, please refer to the end of the Table Section.

Table 2-2

Groundwater and Surface Water Sampling Results

Location of Well	NYSDEC Class GA Groundwater Standards	Reporting Limit	LF1MW-11																	
Date of Collection			**4/3/2007**		**9/27/2007**		**4/1/2008**		**9/17/2008**	**4/17/2009**	**3/31/2010**	**6/15/2011**								
Sample ID No.			**LF1M1111NA**		**LF1M1111OA**		**LF1M1111PA**		**LF1M1111QA**	**LF1M1111RA**	**LF1M1111SA**	**LF1M1111TA**								
Depth to Water (ft)			**3.00**		**4.33**		**2.67**		**3.82**	**3.06**	**2.56**	**3.45**								
Metals (µg/L) [Dissolved / Total][1]																				
aluminum	2,000	200	U	43 F	U	U	U	U	150 F	62 F	86 F	NA								
antimony	3	50	U	1.6 F	U	U	U	U	U	U	U	NA								
arsenic	25	30	7.4 F	13 F	9.1 F	8.5 F	6.4 F	7.9 F	9.6 F	8.6 F	8.9 F	NA								
barium	1,000	50	160	170	140	140	140	140	140	160	170	NA								
berylium	3	4	U	U	U	U	U	U	U	U	U	NA								
boron	1,000	110	NA	NA	NA	NA	9.9	100	NA	NA	NA	NA								
cadmium	5	5	U	U	U	U	U	U	U	U	U	NA								
calcium	--	1,100	180,000	180,000	150,000	150,000	170,000	170,000	160,000	190,000	190,000	NA								
chromium	50	10	1.5 F	U	U	1.9 F	U	U	U	U	U	NA								
cobalt	--	60	9.1 F	8.4 F	7.2 F	7.9 F	U	7.3 F	U	9.7 F	7.1 F	NA								
copper	200	10	U	U	U	U	U	U	U	U	U	NA								
iron	300	200	**20,000**	**22,000**	**17,000**	**17,000**	**19,000**	**20,000**	**19,000**	**23,000**	**22,000**	NA								
lead	25	25	U	U	U	U	U	U	U	4.2 F	U	NA								
magnesium	35,000	1,000	15,000	15,000	11,000	12,000	14,000	14,000	12,000	15,000	15,000 B	NA								
manganese	300	10	**3,000**	**3,000**	**1,800**	**1,800**	**2,700**	**2,700**	**2,200**	**3,000**	**3,100**	NA								
molybdenum	--	15	U	U	U	U	U	U	U	U	U	NA								
nickel	100	20	7.1 F	7.3 F	6.1 F	5.8 F	6.2 F	6.7 F	6.6 F	6.6 F	7.1 F	NA								
potassium	--	1,000	5,700	5,700	5,300	5,400	4,900	5,000	5,400	5,400	5,500 B	NA								
selenium	10	30	U	2.9 F	U	U	U	U	U	U	U	NA								
silver	50	10	U	U	U	U	U	U	U	U	U	NA								
sodium	20,000	1,000	11,000	11,000	9,800	10,000	11,000	11,000	11,000	11,000	11,000	NA								
thallium	0.5	80	U	U	U	U	U	U	U	U	U	NA								
vanadium	--	10	U	U	U	U	U	U	U	U	U	NA								
zinc	2,000	20	8.2 F	9.1 F	5.5	3.3	11 F	11 F	14 F	U	8.5 BF	NA								
Leachate Indicators (mg/L)																				
alkalinity, Total	--	10	520		460		530		490	510	560 B	540								
ammonia	2	0.2	**4**		**3.9**		**3.6**		**4.1**	**3.5**	**3.3**	**2.6**								
BOD5	--	2.4	14		6.8		14		12	14	19	7.9								
bromide	2	0.5	0.14		0.10		0.12		0.11	0.15	0.10	0.15 F								
COD	--	5	24 B		15		17		13	17	9.9 F	9.7 F								
chloride	250	1	13		9.2		9.7		7.9	10.0	8.2 B	11.0								
color	15	5	NA		NA		120		NA	U	U	25								
cyanide, Total	200	0.02	NA		NA		NA		NA	NA	NA	U								
hardness, Total	--	1	500		380		490		540	500	530 B	380								
nitrate	10	1	0.070 F		0.053 F		0.086 F		U	U	U	U								
TKN	1	1	**4.0**		**3.7**		**3.7**		**4.0**	**3.7**	**4.1**	**2.9**								
sulfate	250	1	2.8		2.9		2.1		0.94	0.83 F	0.43 BF	0.39 F								
TDS	500	10	**570**		**500**		**530**		340	**540**	**570**	**550**								
TOC	--	1	4.0		3.5		3.4		3.5	3.0	4.0	2.9								
phenolics, Total	--	0.005	NA		NA		NA		NA	NA	NA	U								

For notes, please refer to the end of the Table Section.

Table 2-2

Groundwater and Surface Water Sampling Results

Location of Well	NYSDEC Class GA Groundwater Standards	Reporting Limit	LF1MW-12												
Date of Collection			**12/8/2003**	**3/29/2004**	**6/25/2004**	**9/16/2004**	**12/14/2004**	**4/1/2005**	**6/22/2005**	**9/8/2005**	**12/23/2005**	**3/16/2006**	**9/15/2006**	**4/4/2007**	**9/26/2007**
Sample ID No.			**LF1M1212AA**	**LF1M1212BA**	**LF1M1212CA**	**LF1M1212DA**	**LF1M1212EA**	**LF1M1212FA**	**LF1M1212GA**	**LF1M1212HA**	**LF1M1212IA**	**LF1M1212JA**	**LF1M1212LA**	**LF1M1212NA**	**LF1M1212OA**
Depth to Water (ft)			**3.09**	**2.72**	**3.31**	**3.13**	**3.14**	**2.92**	**4.48**	**5.39**	**3.57**	**3.15**	**4.35**	**2.85**	**5.77**
VOCs (µg/L)															
1,1,1-trichloroethane	5*	1	U	U	U	U	U	U	U	U	U	U	U	U	U
1,1-dichloroethane	5*	1	U	U	U	U	U	U	U	U	U	U	U	U	U
1,2,3-trichlorobenzene	5	1	U	U	U	U	U	U	U	U	U	U	U	U	U
1,2,4-trimethylbenzene	5*	1	U	U	U	U	U	U	U	U	U	U	U	U	U
1,2-dichloroethane	0.6	1	U	U	U	U	U	U	U	U	U	U	U	U	U
1,2-dichlorobenzene	3	1	U	U	U	U	U	U	U	U	U	U	U	U	U
1,2-dibromo-3-chloropropane	0.04	2	U	U	U	U	U	U	U	U	U	U	U	U	U
1,3,5-trimethylbenzene	5*	1	U	U	U	U	U	U	U	U	U	U	U	U	U
1,3-dichlorobenzene	3	1	U	U	U	U	U	U	U	U	U	U	U	U	U
1,4-dichlorobenzene	3	0.5	U	U	U	U	U	U	U	U	U	U	0.16 F	U	U
acetone	50	10	2 F	U	2.8 F	1.8 F	U	U	U	U	U	U	1.31 F	U	U
benzene	1	0.1	U	U	U	U	U	U	U	U	U	U	U	U	U
bromodichloromethane	50	0.5	U	U	U	U	U	U	U	U	U	U	U	U	U
bromoform	50	1	U	U	U	U	U	U	U	U	U	U	U	U	U
carbon disulfide	1,000	0.5	U	U	U	U	U	U	U	U	U	U	U	U	U
chlorobenzene	5*	0.5	U	U	U	U	U	U	U	U	U	U	U	U	U
chloroethane	5*	1	U	U	U	U	U	U	U	U	U	U	U	U	U
chloroform	7	0.3	U	U	U	U	U	U	U	U	U	U	U	U	U
chloromethane	5*	1	U	U	U	U	U	U	U	U	U	U	U	U	U
cis-1,2-dichloroethene	5*	1	U	U	U	U	U	U	U	U	U	U	U	U	0.230 F
dichlorodifluoromethane	5*	1	U	U	U	U	U	U	U	U	U	U	U	U	U
ethylbenzene	5*	1	U	U	U	U	U	U	U	U	U	U	U	U	U
isopropylbenzene	5*	1	U	U	U	U	U	U	U	U	U	U	U	U	U
methylene chloride	5*	1	U	U	U	U	U	U	U	U	U	U	U	0.110 F	U
methyl iodide	5*	0.5	U	U	U	U	U	U	U	U	U	U	U	U	U
n-propylbenzene	5*	1	U	U	U	U	U	U	U	U	U	U	U	U	U
m,p-xylene	5*	2	U	U	U	U	U	U	U	U	U	U	U	U	U
naphthalene	10	1	U	U	U	U	U	U	U	U	U	U	U	U	U
o-xylene	5*	1	U	U	U	U	U	U	U	U	U	U	U	U	U
p-isopropyltoluene	5*	1	U	U	U	U	U	U	U	U	U	U	U	U	U
sec-butylbenzene	5*	1	U	U	U	U	U	U	U	U	U	U	U	U	U
tetrachloroethene	5	1	U	U	U	U	U	U	U	U	U	U	U	U	U
tert-butylbenzene	5*	1	U	U	U	U	U	U	U	U	U	U	U	U	U
trichloroethene (TCE)	5*	1	0.74 F	0.55 F	0.78 F	0.99 F	0.74 F	0.44 F	0.48 F	0.66 F	0.69 F	0.7 F	0.53 F	0.390 F	0.280 F
toluene	5*	1	U	U	U	U	U	U	U	U	U	U	U	U	U
trichlorofluoromethane	5*	1	U	U	U	U	U	U	U	U	U	U	U	U	U
vinyl chloride	2	1	U	U	U	U	U	U	U	U	U	U	U	U	U
Total VOCs (µg/L)			**2.74**	**0.55**	**3.56**	**2.79**	**0.74**	**0.44**	**0.48**	**0.66**	**0.69**	**0.7**	**2**	**0.5**	**0.51**
Pesticides (µg/L)															
No pesticides reported.															
PCBs (µg/L)															
No PCBs reported.															

For notes, please refer to the end of the Table Section.

Table 2-2

Groundwater and Surface Water Sampling Results

Location of Well	NYSDEC Class GA Groundwater Standards	Reporting Limit	LF1MW-12															
Date of Collection			12/8/2003	3/29/2004	6/25/2004	9/16/2004	12/14/2004	4/1/2005	6/22/2005	9/8/2005	12/23/2005	3/16/2006	9/15/2006		4/4/2007		9/26/2007	
Sample ID No.			LF1M1212AA	LF1M1212BA	LF1M1212CA	LF1M1212DA	LF1M1212EA	LF1M1212FA	LF1M1212GA	LF1M1212HA	LF1M1212IA	LF1M1212JA	LF1M1212LA		LF1M1212NA		LF1M1212OA	
Depth to Water (ft)			3.09	2.72	3.31	3.13	3.14	2.92	4.48	5.39	3.57	3.15	4.35		2.85		5.77	
Metals (µg/L) [Dissolved / Total][1]																		
aluminum	2,000	200	114 F	U	U	U	U	U	U	U	102 F	U	58.8 F	42.1 F	U	U	U	100 F
antimony	3	50	U	U	U	U	U	U	U	U	U	**4.1 F**	U	U	U	U	U	U
arsenic	25	30	U	U	U	U	U	U	U	U	U	U	U	U	U	U	U	4.2 F
barium	1,000	50	7.6 F	7.3 F	8.3 F	9.5 F	8.8 F	9.6 F	9.9 F	14.3	20.6 F	11.7 F	11.8 F	11.8 F	9.2 F	8.4 F	2.5 F	29 F
berylium	3	4	U	U	U	U	U	U	U	U	U	U	U	U	U	U	U	U
boron	1,000	110	11.6	NA	NA	NA	NA	8.9 F	NA	NA	NA	9.3 F	U	U	U	U	NA	NA
cadmium	5	5	U	U	U	U	U	U	U	U	U	U	U	U	U	U	U	U
calcium	--	1,100	35,600	38,000	40,000	42,100	40,400	42,500	38,400	54,400	69,000	58,500	48,000	48,100	49,000	50,000	57,000	56,000
chromium	50	10	U	U	U	1 F	U	U	U	U	3.1 F	0.9 F	U	U	U	U	U	U
cobalt	--	60	U	U	U	U	U	U	U	U	0.9 F	U	U	U	U	U	U	U
copper	200	10	2.5 F	U	U	U	U	U	U	U	U	U	U	U	U	U	U	U
iron	300	200	253	120 F	140 F	154 F	**1,180**	**490**	**1,070**	**703**	**9,430**	**1,470**	**994**	**1,050**	**690**	**810**	**7,000**	**10,000**
lead	25	25	U	U	U	U	U	U	U	U	U	U	U	U	U	U	U	U
magnesium	35,000	1,000	3,750	3,920	4,040	4,360	4,170	4,400	4,080	5,650	7,500	6,280	5,340	5,330	5,600	5,600	6,500	6,500
manganese	300	10	40.8	16.3	52.5	89.3	58.7	274	**340**	241	**307**	65	231	253	92	93	720	970
molybdenum	--	15	U	U	U	U	U	U	U	U	U	U	U	U	U	U	U	U
nickel	100	20	U	U	U	U	U	U	1.7 F	2.3 F	2.4 F	U	U	U	U	U	1.4 F	1.2 F
potassium	--	1,000	872 F	710 F	836 F	972 F	848 F	727 F	705 F	898 F	958 F	725 F	818	768	750 F	710 F	910 F	930 F
selenium	10	30	U	U	U	U	U	U	U	U	U	U	U	U	U	U	U	U
silver	50	10	U	U	U	U	U	U	U	U	U	U	U	U	U	U	U	U
sodium	20,000	1,000	6,300	5,660	6,160	6,570	6,010	6,210	5,460	5,980	6,010	5,390	5,180	5,120	4,200	4,300	11,000	15,000
thallium	0.5	80	U	U	U	U	U	U	U	U	U	U	U	U	U	U	U	U
vanadium	--	10	U	U	U	U	U	U	U	U	U	U	U	U	U	U	U	U
zinc	2,000	20	7.1 F	U	U	U	U	U	U	U	6 F	U	20.5 B	22 B	U	U	16 F	19 F
Leachate Indicators (mg/L)																		
alkalinity, Total	--	10	97.7	93.2	87.9	114	122	119	125	163	202	169	290		130		170	
ammonia	2	0.2	U	U	0.012 F	0.041 F	U	0.05	0.057	0.18	0.11 B	U	0.15		0.054 B		0.43	
BOD5	--	2.4	U	U	U	U	U	U	U	U	U	U	U		U		2.3	
bromide	2	0.5	U	U	U	U	U	U	U	U	0.17 F	U	0.034 F		0.022 F		0.17	
COD	--	5	U	U	U	U	U	U	U	7.6 F	14.8	12.2	7.1 F		6.1 F		13	
chloride	250	1	9.4	15.8	11.3	9.3	16.2	7	8.4	7.3	10.2	8.4	7		5.7		21	
color	15	5	2.5	NA	NA	NA	NA	7.5	NA	NA	NA	**20**	NA		NA		NA	
cyanide, Total	200	0.02	0.041 J	NA	NA	NA	NA	U	NA	NA	NA	U	NA		NA		NA	
hardness, Total	--	1	250	104	120	140	444	136	132	170	210	137	160		150		140	
nitrate	10	1	U	0.82 F	0.51 F	0.28 F	U	U	U	U	U	U	U		U		U	
TKN	1	1	U	0.12 F	U	U	0.22 B	0.16 F	U	1	**1.9**	U	0.061 F		U		0.42	
sulfate	250	1	9.1	7.9	8.1	7.3	6.1	5	3	4.4	7.5	7.3	3.8		4.4 B		2.1	
TDS	500	10	142	140	154	145	165	166	183	192	223	205	160		170		220	
TOC	--	1	U	U	U	U	0.66 F	0.52 F	0.68 F	3.1 B	0.71 F	0.45 F	0.67 F		U		1.9 B	
phenolics, Total	--	0.005	U	U	U	U	U	U	U	U	U	U	NA		NA		NA	

For notes, please refer to the end of the Table Section.

Table 2-2

Groundwater and Surface Water Sampling Results

Location of Well	NYSDEC Class GA Groundwater Standards	Reporting Limit	LF1MW-12										
Date of Collection			**4/2/2008**	**9/17/2008**	**4/17/2009**	**3/31/2010**	**6/15/2011**						
Sample ID No.			**LF1M1212PA**	**LF1M1212QA**	**LF1M1212RA**	**LF1M1212SA**	**LF1M1212TA**						
Depth to Water (ft)			**2.79**	**4.65**	**3.11**	**2.78**	**3.31**						
VOCs (µg/L)													
1,1,1-trichloroethane	5*	1	U	U	U	U	U						
1,1-dichloroethane	5*	1	U	U	U	U	U						
1,2,3-trichlorobenzene	5	1	U	U	U	U	U						
1,2,4-trimethylbenzene	5*	1	U	U	U	U	U						
1,2-dichloroethane	0.6	1	U	U	U	U	U						
1,2-dichlorobenzene	3	1	U	U	U	U	U						
1,2-dibromo-3-chloropropane	0.04	2	U	U	U	U	U						
1,3,5-trimethylbenzene	5*	1	U	U	U	U	U						
1,3-dichlorobenzene	3	1	U	U	U	U	U						
1,4-dichlorobenzene	3	0.5	0.200 F	U	U	U	U						
acetone	50	10	U	U	U	2.47 F	U						
benzene	1	0.1	U	U	U	U	U						
bromodichloromethane	50	0.5	U	U	U	U	U						
bromoform	50	1	U	U	U	U	U						
carbon disulfide	1,000	0.5	U	U	U	U	U						
chlorobenzene	5*	0.5	U	U	U	U	U						
chloroethane	5*	1	U	U	U	U	U						
chloroform	7	0.3	U	U	U	U	U						
chloromethane	5*	1	U	U	U	U	U						
cis-1,2-dichloroethene	5*	1	U	U	U	U	U						
dichlorodifluoromethane	5*	1	U	U	U	U	U						
ethylbenzene	5*	1	U	U	U	U	U						
isopropylbenzene	5*	1	U	U	U	U	U						
methylene chloride	5*	1	U	U	U	U	U						
methyl iodide	5*	0.5	U	U	U	U	U						
n-propylbenzene	5*	1	U	U	U	U	U						
m,p-xylene	5*	2	U	U	U	U	U						
naphthalene	10	1	U	U	U	U	U						
o-xylene	5*	1	U	U	U	U	U						
p-isopropyltoluene	5*	1	U	U	U	U	U						
sec-butylbenzene	5*	1	U	U	U	U	U						
tetrachloroethene	5	1	U	U	U	U	U						
tert-butylbenzene	5*	1	U	U	U	U	U						
trichloroethene (TCE)	5*	1	0.510 F	0.700 F	0.490 F	0.500 F	0.50 F						
toluene	5*	1	U	U	U	U	U						
trichlorofluoromethane	5*	1	U	U	U	U	U						
vinyl chloride	2	1	U	U	U	U	U						
Total VOCs (µg/L)			**0.71**	**0.70**	**0.49**	**2.97**	**0.50**						
Pesticides (µg/L)													
No pesticides reported.													
PCBs (µg/L)													
No PCBs reported.													

For notes, please refer to the end of the Table Section.

Table 2-2

Groundwater and Surface Water Sampling Results

Location of Well	NYSDEC Class GA Groundwater Standards	Reporting Limit	LF1MW-12																	
Date of Collection			**4/2/2008**		**9/17/2008**	**4/17/2009**	**3/31/2010**	**6/15/2011**												
Sample ID No.			**LF1M1212PA**		**LF1M1212QA**	**LF1M1212RA**	**LF1M1212SA**	**LF1M1212TA**												
Depth to Water (ft)			**2.79**		**4.65**	**3.11**	**2.78**	**3.31**												
Metals (µg/L) [Dissolved / Total][1]																				
aluminum	2,000	200	U	U	U	U	U	NA												
antimony	3	50	U	U	U	U	U	NA												
arsenic	25	30	U	U	U	U	U	NA												
barium	1,000	50	9.5 F	9.5 F	12 F	9.9 F	7.5 F	NA												
berylium	3	4	U	U	U	U	U	NA												
boron	1,000	110	7.2 F	8.2 F	NA	NA	NA	NA												
cadmium	5	5	U	U	U	U	U	NA												
calcium	--	1,100	65,000	64,000	59,000	63,000	49,000 B	NA												
chromium	50	10	U	U	U	U	U	NA												
cobalt	--	60	U	U	U	U	U	NA												
copper	200	10	U	2.8 F	U	U	U	NA												
iron	300	200	**430**	**530**	**1,500**	**700**	**370**	NA												
lead	25	25	U	U	U	U	U	NA												
magnesium	35,000	1,000	7,400	7,400	6,400	7,200	5,400 B	NA												
manganese	300	10	65	65	140	81	56	NA												
molybdenum	--	15	U	U	U	U	U	NA												
nickel	100	20	U	U	U	U	U	NA												
potassium	--	1,000	710 F	710 F	930 F	750 F	420 BF	NA												
selenium	10	30	U	U	U	U	U	NA												
silver	50	10	U	U	U	U	U	NA												
sodium	20,000	1,000	4,300	4,200	4,900 B	4,100	4,200 B	NA												
thallium	0.5	80	U	U	U	U	U	NA												
vanadium	--	10	U	U	U	U	U	NA												
zinc	2,000	20	10 F	13 F	21 B	U	4.4 BF	NA												
Leachate Indicators (mg/L)																				
alkalinity, Total	--	10	200		170	180	120 B	160												
ammonia	2	0.2	0.13		0.11 B	0.032 F	0.027 F	0.19												
BOD5	--	2.4	U		U	U	U	U												
bromide	2	0.5	0.035 F		0.040 F	0.027 F	U	U												
COD	--	5	U		U	3.7 F	U	U												
chloride	250	1	6.3		5.5	5.3	10 B	6.2												
color	15	5	U		NA	U	U	U												
cyanide, Total	200	0.02	NA		NA	NA	NA	NA												
hardness, Total	--	1	200		170	170	140 B	150												
nitrate	10	1	U		U	U	0.026 BF	U												
TKN	1	1	U		0.27 B	U	0.18 F	0.50 F												
sulfate	250	1	4.3		4.3	3.8	5.8 B	2.1 J												
TDS	500	10	210		160	98	160	180												
TOC	--	1	0.47 F		0.53 F	U	1.7	0.74 F												
phenolics, Total	--	0.005	NA		NA	NA	NA	NA												

For notes, please refer to the end of the Table Section.

Table 2-2

Groundwater and Surface Water Sampling Results

Location of Well	NYSDEC Class GA Groundwater Standards	Reporting Limit	LF1MW-13												
Date of Collection			12/8/2003	3/29/2004	6/25/2004	9/16/2004	12/14/2004	4/1/2005	6/22/2005	9/8/2005	12/23/2005	3/14/2006	9/15/2006	4/3/2007	9/26/2007
Sample ID No.			LF1M1316AA	LF1M1316BA	LF1M1316CA	LF1M1316DA	LF1M1316EA	LF1M1316FA	LF1M1316GA	LF1M1316HA	LF1M1316IA	LF1M1316JA	LF1M1316LA	LF1M1316NA	LF1M1316OA
Depth to Water (ft)			6.32	4.92	7.28	6.53	5.54	5.14	8.21	9.18	7.13	5.68	7.88	4.92	9.25
VOCs (µg/L)															
1,1,1-trichloroethane	5*	1	U	U	U	UM	U	U	U	U	U	U	U	U	U
1,1-dichloroethane	5*	1	U	U	U	U	U	U	U	U	U	U	U	U	U
1,2,3-trichlorobenzene	5	1	U	U	U	U	U	UM	U	U	U	U	U	U	U
1,2,4-trimethylbenzene	5*	1	U	U	U	U	U	U	UM	U	U	U	U	U	U
1,2-dichloroethane	0.6	1	U	U	U	U	U	U	U	U	U	U	U	U	U
1,2-dichlorobenzene	3	1	U	U	U	U	U	U	U	UM	U	U	U	U	U
1,2-dibromo-3-chloropropane	0.04	2	U	U	U	U	U	U	U	U	U	U	U	U	U
1,3,5-trimethylbenzene	5*	1	U	U	UM	U	U	U	UM	U	U	U	U	U	U
1,3-dichlorobenzene	3	1	U	U	U	U	U	U	U	U	U	U	U	U	U
1,4-dichlorobenzene	3	0.5	U	U	U	U	U	U	U	UM	U	U	0.18 F	U	U
acetone	50	10	U	U	4.9 F	1.4 F	U	U	U	U	U	U	1.03 F	U	U
benzene	1	0.1	U	U	U	U	U	U	U	U	U	U	U	U	U
bromodichloromethane	50	0.5	U	U	U	UM	U	U	U	UM	U	U	U	U	U
bromoform	50	1	U	U	U	U	U	U	U	UM	U	U	U	U	U
carbon disulfide	1,000	0.5	U	U	U	U	U	U	UM	U	U	U	U	U	U
chlorobenzene	5*	0.5	U	U	U	U	U	U	U	UM	U	U	U	U	U
chloroethane	5*	1	U	U	U	U	UM	U	U	U	U	U	U	U	U
chloroform	7	0.3	U	U	U	U	U	U	U	UM	U	U	U	U	U
chloromethane	5*	1	U	U	U	U	U	U	U	U	U	U	U	U	U
cis-1,2-dichloroethene	5*	1	U	U	U	U	U	U	U	U	U	U	U	U	U
dichlorodifluoromethane	5*	1	U	U	U	U	U	UM	U	U	U	U	U	U	U
ethylbenzene	5*	1	U	U	U	U	U	U	U	U	U	U	U	U	U
isopropylbenzene	5*	1	U	U	U	U	U	U	U	U	U	U	U	U	U
methylene chloride	5*	1	U	U	U	U	UM	U	U	UM	U	U	0.19 F	0.200 F	U
methyl iodide	5*	0.5	U	U	U	U	U	U	U	U	U	U	U	U	U
n-propylbenzene	5*	1	U	U	U	U	U	U	U	U	U	U	U	U	U
m,p-xylene	5*	2	U	U	U	U	U	U	UM	U	U	U	U	U	U
naphthalene	10	1	U	U	U	U	U	U	U	U	U	U	U	U	U
o-xylene	5*	1	U	U	U	U	U	U	UM	U	U	U	U	U	U
p-isopropyltoluene	5*	1	U	U	U	U	U	U	U	U	U	U	U	U	U
sec-butylbenzene	5*	1	U	U	U	U	U	UM	U	U	U	U	U	U	U
tetrachloroethene	5	1	U	U	U	U	U	U	U	U	U	U	U	U	U
tert-butylbenzene	5*	1	U	U	U	U	U	U	U	U	U	U	U	U	U
trichloroethene (TCE)	5*	1	U	U	U	U	U	U	U	U	U	U	U	U	U
toluene	5*	1	U	U	U	U	U	U	U	U	U	U	U	U	U
trichlorofluoromethane	5*	1	U	U	U	U	U	U	U	UM	U	U	U	U	U
vinyl chloride	2	1	**2.5**	**2.5**	1.7	**2.1**	**2.7 M**	**2.2**	1.8	**2.6**	1.8	2	1.12	1.28	1.32
Total VOCs (µg/L)			**2.5**	**2.5**	**6.6**	**3.5**	**2.7**	**2.2**	**1.8**	**2.6**	**1.8**	**2**	**2.52**	**1.48**	**1.32**
Pesticides (µg/L)															
No pesticides reported.															
PCBs (µg/L)															
No PCBs reported.															

For notes, please refer to the end of the Table Section.

Table 2-2

Groundwater and Surface Water Sampling Results

Location of Well	NYSDEC Class GA Groundwater Standards	Reporting Limit	LF1MW-13															
Date of Collection			12/8/2003	3/29/2004	6/25/2004	9/16/2004	12/14/2004	4/1/2005	6/22/2005	9/8/2005	12/23/2005	3/14/2006	9/15/2006		4/3/2007		9/26/2007	
Sample ID No.			LF1M1316AA	LF1M1316BA	LF1M1316CA	LF1M1316DA	LF1M1316EA	LF1M1316FA	LF1M1316GA	LF1M1316HA	LF1M1316IA	LF1M1316JA	LF1M1316LA		LF1M1316NA		LF1M1316OA	
Depth to Water (ft)			6.32	4.92	7.28	6.53	5.54	5.14	8.21	9.18	7.13	5.68	7.88		4.92		9.25	
Metals (µg/L) [Dissolved / Total][1]																		
aluminum	2,000	200	764	**4,250**	90	73.2 F	81.7 F	544	102 F	U	579	341	52.9 F	104 F	U	210	U	U
antimony	3	50	U	U	U	U	U	U	U	U	U	U	U	U	U	U	U	U
arsenic	25	30	U	7.3 F	U	7.7 F	5.6 F	U	5.1 F	U	6.8 F	5.6 F	U	9.56 F	U	14 F	U	7.0 F
barium	1,000	50	83.8	97.8	79	58.2	84	81.2	70.1	63.4	74	72.9	60.7	65.7	71	79	59	60
berylium	3	4	U	0.3 F	U	U	U	U	U	U	U	U	U	U	U	U	U	U
boron	1,000	110	83.3	NA	NA	NA	NA	70.8	NA	NA	NA	71.6	U	U	U	U	NA	U
cadmium	5	5	U	U	U	U	U	U	U	U	U	U	U	U	U	1.2 F	U	NA
calcium	--	1,100	82,800	81,800	75,200	60,400	79,000	79,100	65,900	76,000	72,000	74,700 M	59,600	58,900	75,000	76,000	60,000	58,000
chromium	50	10	1.3 F	5.6 F	U	2.4 F	U	U	U	U	2.5 F	1.2 F	U	U	U	6.5 F	U	U
cobalt	--	60	4.3 F	5.2 F	3 F	2.9 F	1.4 F	3 F	2.1 F	1.8 F	1.3 F	2.3 F	U	U	U	U	U	U
copper	200	10	3 F	11.6	5.8 F	U	U	U	U	U	3.1 F	2.2 F	U	U	U	U	U	U
iron	300	200	**23,900**	**33,300**	**26,400**	**23,000**	**19,000**	**18,300 M**	**21,900**	**4,400 M**	**16,200**	**17,100**	**18,200**	**23,200**	**12,000**	**32,000**	**20,000**	**22,000**
lead	25	25	U	4.3 F	U	U	U	U	U	U	U	U	U	U	U	U	U	U
magnesium	35,000	1,000	10,500	10,900	9,680	7,370 M	9,610	9,440	7,900	9,190	8,920	9,150	7,430	7,340	9,200	9,400	7,400	7,200
manganese	300	10	**3,200**	**2,920**	**2,690**	**2,440**	**1,960**	**2,520**	**2,040**	**1,990**	**1,890**	**2,200 M**	**1,800**	**1,770**	**1,600**	**1,700**	**2,000**	**1,900**
molybdenum	--	15	U	U	U	U	U	U	U	U	U	1.9 F	U	U	U	U	U	U
nickel	100	20	8.0 F	11.2 F	2.7 F	3.5 F	2 F	2.9 F	2.9 F	2 F	U	1.7 F	U	U	1.5 F	2.3 F	U	U
potassium	--	1,000	1,360	2,350	972 F	798 F	1,040	1,110	826 F	874 F	1,060	916 F	699	684 F	900 F	1,100	760 F	760 F
selenium	10	30	U	U	U	U	U	U	U	U	U	6.8 F	U	U	U	U	U	U
silver	50	10	U	U	U	U	U	U	U	U	U	U	U	U	U	U	U	U
sodium	20,000	1,000	18,700	18,900	17,900	15,500 M	19,400	18,400	16,300	17,700	18,100	18,700	16,100	16,400	18,000	18,000	16,000	15,000
thallium	0.5	80	U	U	U	U	U	U	U	U	U	U	U	U	U	U	U	U
vanadium	--	10	1.9 F	8 F	U	U	U	0.9 F	U	U	1.4 F	U	U	U	U	U	U	U
zinc	2,000	20	4.4 F	17.1 F	6.9 F	20.2	U	3.2 F	U	U	4.5 F	3.6 F	18.8 F	39.5 B	U	U	5.0 F	U
Leachate Indicators (mg/L)																		
alkalinity, Total	--	10	258	252	229 M	260 M	256	270	247	276 M	243	230 B	200		240		210	
ammonia	2	0.2	0.23	0.17	0.2	0.21 J	0.13 M	0.19	0.13	0.23	0.26 M	0.042 F	0.32		0.14		0.35	
BOD5	--	2.4	U	U	2.7	U	U	U	U	2.1	U	U	2.1		U		U	
bromide	2	0.5	U	U	U	U	U	U	U	UM	0.4 M	U	0.087 F		0.094 F		0.069 F	
COD	--	5	U	U	UM	U	U	11.4	3.6 F	15.9	13.2 J	U	14		13 B		11	
chloride	250	1	18.1	18.2	18.3	19.6	15.9 M	18	20.7	15.7 M	16.6 M	17.6 B	20		16		15	
color	15	5	**150 J**	NA	NA	NA	NA	**120**	NA	NA	NA	**80**	NA		NA		NA	
cyanide, Total	200	0.02	U	NA	NA	NA	NA	0.0091 M	NA	NA	NA	U	NA		NA		NA	
hardness, Total	--	1	330	252	216 M	240	232	236	232	392	260	176	200		220		150	
nitrate	10	1	U	U	U	UM	U	U	U	UM	0.08 F	U	0.028 F		U		U	
TKN	1	1	0.31	0.56	0.47	0.23 B	0.48 B	0.29	0.43	**1.1**	1 J	0.25 B	0.26 F		0.30 J		0.32	
sulfate	250	1	9.4	7.8	8.3	7.5	6.1 M	6.8	7.8	6 M	6 M	5.6	7.1		4.7 F		6.5	
TDS	500	10	312	318	312	280	338	292	310	268	278	316	250		270		260	
TOC	--	1	2.2	2.1	0.52 F	2.1	2.7	2.4	2	2.4 B	1.9	U	2.5		3.2		2.8	
phenolics, Total	--	0.005	U	0.0078 F	UM	U	U	U	U	U	U	U	NA		NA		NA	

For notes, please refer to the end of the Table Section.

Table 2-2

Groundwater and Surface Water Sampling Results

Location of Well	**NYSDEC Class GA Groundwater Standards**	**Reporting Limit**	**LF1MW-13**										
Date of Collection			**4/1/2008**	**9/17/2008**	**4/17/2009**	**3/30/2010**	**6/16/2011**						
Sample ID No.			**LF1M1316PA**	**LF1M1316QA**	**LF1M1316RA**	**LF1M1316SA**	**LF1M1316TA**						
Depth to Water (ft)			**4.65**	**8.59**	**6.33**	**5.85**	**6.8**						
VOCs (µg/L)													
1,1,1-trichloroethane	5*	1	U	U	U	U	NA						
1,1-dichloroethane	5*	1	U	U	U	U	NA						
1,2,3-trichlorobenzene	5	1	U	U	U	U	NA						
1,2,4-trimethylbenzene	5*	1	U	U	U	U	NA						
1,2-dichloroethane	0.6	1	U	U	U	U	NA						
1,2-dichlorobenzene	3	1	U	U	U	U	NA						
1,2-dibromo-3-chloropropane	0.04	2	U	U	U	U	NA						
1,3,5-trimethylbenzene	5*	1	U	U	U	U	NA						
1,3-dichlorobenzene	3	1	U	U	U	U	NA						
1,4-dichlorobenzene	3	0.5	0.180 F	U	U	U	NA						
acetone	50	10	U	U	U	1.31♦	NA						
benzene	1	0.1	U	U	U	U	NA						
bromodichloromethane	50	0.5	U	U	U	U	NA						
bromoform	50	1	U	U	U	U	NA						
carbon disulfide	1,000	0.5	U	U	U	U	NA						
chlorobenzene	5*	0.5	U	U	U	U	NA						
chloroethane	5*	1	U	U	U	U	NA						
chloroform	7	0.3	U	U	U	U	NA						
chloromethane	5*	1	U	U	U	U	NA						
cis-1,2-dichloroethene	5*	1	U	U	U	U	NA						
dichlorodifluoromethane	5*	1	U	U	U	U	NA						
ethylbenzene	5*	1	U	U	U	U	NA						
isopropylbenzene	5*	1	U	U	U	U	NA						
methylene chloride	5*	1	U	U	U	U	NA						
methyl iodide	5*	0.5	U	U	U	U	NA						
n-propylbenzene	5*	1	U	U	U	U	NA						
m,p-xylene	5*	2	U	U	U	U	NA						
naphthalene	10	1	U	U	U	U	NA						
o-xylene	5*	1	U	U	U	U	NA						
p-isopropyltoluene	5*	1	U	U	U	U	NA						
sec-butylbenzene	5*	1	U	U	U	U	NA						
tetrachloroethene	5	1	U	U	U	U	NA						
tert-butylbenzene	5*	1	U	U	U	U	NA						
trichloroethene (TCE)	5*	1	U	U	U	U	NA						
toluene	5*	1	U	U	U	U	NA						
trichlorofluoromethane	5*	1	U	U	U	U	NA						
vinyl chloride	2	1	1.48	1.25	1.16♦	1.27	NA						
Total VOCs (µg/L)			**1.66**	**1.25**	**1.16**	**2.58**	NA						
Pesticides (µg/L)													
No pesticides reported.													
PCBs (µg/L)													
No PCBs reported.													

For notes, please refer to the end of the Table Section.

Table 2-2

Groundwater and Surface Water Sampling Results

Location of Well	NYSDEC Class GA Groundwater Standards	Reporting Limit	LF1MW-13																	
Date of Collection			**4/1/2008**		**9/17/2008**	**4/17/2009**	**3/30/2010**	**6/16/2011**												
Sample ID No.			**LF1M1316PA**		**LF1M1316QA**	**LF1M1316RA**	**LF1M1316SA**	**LF1M1316TA**												
Depth to Water (ft)			**4.65**		**8.59**	**6.33**	**5.85**	**6.8**												
Metals (µg/L) [Dissolved / Total][1]																				
aluminum	2,000	200	U	110 F	75 F	U	U	NA												
antimony	3	50	U	U	U	U	U	NA												
arsenic	25	30	U	U	6.6 F	U	U	NA												
barium	1,000	50	68	70♦	64	71	70♦	NA												
berylium	3	4	U	U	U	U	U	NA												
boron	1,000	110	82	84♦	NA	NA	NA	NA												
cadmium	5	5	U	U	U	U	U	NA												
calcium	--	1,100	72,000	73,000♦	60,000	71,000	71,000♦	NA												
chromium	50	10	U	U	U	U	U	NA												
cobalt	--	60	U	U	U	U	U	NA												
copper	200	10	U	U	U	U	U	NA												
iron	300	200	**13,000**	**15,000**	**24,000**	**18,000**	**18,000**	NA												
lead	25	25	U	U	U	U	U	NA												
magnesium	35,000	1,000	9,000	9,100♦	7,400	8,700	8,600♦	NA												
manganese	300	10	**1,600**	**1,600**	**1,800**	**1,800**	**1,900♦**	NA												
molybdenum	--	15	U	U	U	U	U	NA												
nickel	100	20	U	U	1.2 F	U	U	NA												
potassium	--	1,000	800 F	860 F	730 F	830 F	770 F♦	NA												
selenium	10	30	U	U	U	U	U	NA												
silver	50	10	U	U	U	U	U	NA												
sodium	20,000	1,000	18,000	17,000	15,000	16,000	15,000♦	NA												
thallium	0.5	80	U	U	U	U	U	NA												
vanadium	--	10	U	U	U	U	U	NA												
zinc	2,000	20	11 F♦	10 F	14 F	U	7.4 F	NA												
Leachate Indicators (mg/L)																				
alkalinity, Total	--	10	230		190	220♦	210	210*												
ammonia	2	0.2	0.17		0.34	0.17	0.16♦	0.57												
BOD5	--	2.4	U		2.3	U	U	3.9*												
bromide	2	0.5	0.078 F♦		0.075 F	0.089 F♦	0.078 F♦	U												
COD	--	5	15♦		8.2 F	13	12♦	4.6 F												
chloride	250	1	14		14	15	13	14												
color	15	5	**100**		NA	**45**	U	**35**												
cyanide, Total	200	0.02	NA		NA	NA	NA	U												
hardness, Total	--	1	230		200	200	210♦	200												
nitrate	10	1	0.016 F		U	0.025 F	0.015 F	U												
TKN	1	1	0.2		0.49 B	0.18 F♦	0.54 B♦	0.57 F												
sulfate	250	1	5.2		5.8	5.7	6.0	6.8												
TDS	500	10	370 J♦		210	240	250	240												
TOC	--	1	2.1 J♦		2.0	1.5	2.0♦	1.9												
phenolics, Total	--	0.005	NA		NA	NA	NA	U												

For notes, please refer to the end of the Table Section.

Table 2-2

Groundwater and Surface Water Sampling Results

Location of Well	NYSDEC Class GA Groundwater Standards	Reporting Limit	LF1MW-14													
Date of Collection			12/15/2004	4/4/2005	6/22/2005	9/9/2005	12/19/2005	3/15/2006	9/15/2006	4/3/2007	9/26/2007	4/2/2008	9/18/2008	4/21/2009	3/30/2010	6/16/2011
Sample ID No.			LF1M1413EA	LF1M1413FA	LF1M1413GA	LF1M1413HA	LF1M1414IA	LF1M1414JA	LF1M1410LA	LF1M1414NA	LF1M1413OA	LF1M1414PA	LF1M1412QA	LF1M1412RA	LF1M1414SA	LF1M1414TA
Depth to Water (ft)			6.91	5.87	10.67	12.88	8.41	6.64	10.42	5.90	15.63	5.37	11.90	7.41	6.85	8.90
VOCs (µg/L)																
1,1,1-trichloroethane	5*	1	U	U	U	U	U	U	U	U	U	U	U	U	U	NA
1,1-dichloroethane	5*	1	U	U	U	U	U	U	U	U	U	U	U	U	U	NA
1,2,3-trichlorobenzene	5	1	U	U	0.28 F	U	U	U	U	U	U	U	U	U	U	NA
1,2,4-trimethylbenzene	5*	1	U	U	U	U	U	U	U	U	U	U	U	U	U	NA
1,2-dichloroethane	0.6	1	U	U	U	U	U	U	U	U	U	U	U	U	U	NA
1,2-dichlorobenzene	3	1	U	U	U	U	U	U	U	U	U	U	U	U	U	NA
1,2-dibromo-3-chloropropane	0.04	2	U	U	U	U	U	U	U	U	U	U	U	U	U	NA
1,3,5-trimethylbenzene	5*	1	U	U	U	U	U	U	U	U	U	U	U	U	U	NA
1,3-dichlorobenzene	3	1	U	U	U	U	U	U	U	U	U	U	U	U	U	NA
1,4-dichlorobenzene	3	0.5	U	U	U	U	U	U	U	U	U	U	U	U	U	NA
acetone	50	10	U	U	U	U	U	U	U	U	U	U	U	U	1.45	NA
benzene	1	0.1	U	U	U	U	U	U	U	U	U	U	U	U	U	NA
bromodichloromethane	50	0.5	U	U	U	U	U	U	U	U	U	U	U	U	U	NA
bromoform	50	1	U	U	U	U	U	U	U	U	U	U	U	U	U	NA
carbon disulfide	1,000	0.5	U	U	U	U	U	U	U	U	U	U	U	U	U	NA
chlorobenzene	5*	0.5	U	U	U	U	U	U	U	U	U	U	U	U	U	NA
chloroethane	5*	1	U	U	U	U	U	U	U	U	U	U	U	U	U	NA
chloroform	7	0.3	U	U	U	U	U	U	U	U	U	U	U	U	U	NA
chloromethane	5*	1	U	U	U	U	U	U	U	U	U	U	U	U	U	NA
cis-1,2-dichloroethene	5*	1	U	U	U	U	U	U	U	U	U	U	U	U	U	NA
dichlorodifluoromethane	5*	1	U	U	U	U	U	U	U	U	U	U	U	U	U	NA
ethylbenzene	5*	1	U	U	U	U	U	U	U	U	U	U	U	U	U	NA
isopropylbenzene	5*	1	U	U	U	U	U	U	U	U	U	U	U	U	U	NA
methylene chloride	5*	1	U	U	U	U	U	U	U	U	0.250 F	U	U	U	U	NA
methyl iodide	5*	0.5	U	U	U	U	U	U	U	U	U	U	U	U	U	NA
n-propylbenzene	5*	1	U	U	U	U	U	U	U	U	U	U	U	U	U	NA
m,p-xylene	5*	2	U	U	U	U	U	U	U	U	U	U	U	U	U	NA
naphthalene	10	1	U	U	0.21 F	U	U	U	U	U	U	U	U	U	U	NA
o-xylene	5*	1	U	U	U	U	U	U	U	U	U	U	U	U	U	NA
p-isopropyltoluene	5*	1	U	U	U	U	U	U	U	U	U	U	U	U	U	NA
sec-butylbenzene	5*	1	U	U	U	U	U	U	U	U	U	U	U	U	U	NA
tetrachloroethene	5	1	U	U	U	U	U	U	U	U	U	U	U	U	U	NA
tert-butylbenzene	5*	1	U	U	U	U	U	U	U	U	U	U	U	U	U	NA
trichloroethene (TCE)	5*	1	U	U	U	U	U	U	U	U	U	U	U	U	U	NA
toluene	5*	1	U	U	U	U	U	U	U	U	U	U	U	U	U	NA
trichlorofluoromethane	5*	1	U	U	U	U	U	U	U	U	U	U	U	U	U	NA
vinyl chloride	2	1	U	U	U	U	U	U	U	U	U	U	U	U	U	NA
Total VOCs (µg/L)			**0**	**0**	**0.49**	**0**	**0**	**0**	**0**	**0**	**0.25**	**0**	**0**	**0**	**1.45**	NA
Pesticides (µg/L)																
No pesticides reported.																
PCBs (µg/L)																
No PCBs reported.																

For notes, please refer to the end of the Table Section.

Table 2-2

Groundwater and Surface Water Sampling Results

Location of Well	NYSDEC Class GA Groundwater Standards	Reporting Limit	LF1MW-14																			
Date of Collection			12/15/2004	4/4/2005	6/22/2005	9/9/2005	12/19/2005	3/15/2006	9/15/2006		4/3/2007		9/26/2007		4/2/2008		9/18/2008		4/21/2009	3/30/2010	6/16/2011	
Sample ID No.			LF1M1413EA	LF1M1413FA	LF1M1413GA	LF1M1413HA	LF1M1414IA	LF1M1414JA	LF1M1410LA		LF1M1414NA		LF1M1413OA		LF1M1414PA		LF1M1412QA		LF1M1412RA	LF1M1414SA	LF1M1414TA	
Depth to Water (ft)			6.91	5.87	10.67	12.88	8.41	6.64	10.42		5.90		13.34		5.37		11.90		7.41	6.85	8.90	
Metals (µg/L) [Dissolved / Total][1]																						
aluminum	2,000	200	1,100	405	531	65,300	1,390	156 F	73.9	**7,310**	U	450	U	**58,000**	U	700	U	**17,000**	83 F	72 F	NA	
antimony	3	50	U	U	U	U	3.9 F	U	U	U	U	U	U	U	U	U	U	U	U	U	NA	
arsenic	25	30	U	U	U	22.5 F	U	U	U	U	U	U	U	23 F	U	U	U	5.7 F	U	U	NA	
barium	1,000	50	15.4 F	10.2 F	11.3 F	287	14.6 F	7.7 F	9.73 F	38.3 F	66 F	8.9 F	11 F	230	7.2 F	9.1 F	9.7 F	74	11 F	10 F	NA	
berylium	3	4	U	U	U	**3.4 F**	U	U	U	U	U	U	U	2.6 F	U	U	U	0.69 F	U	U	NA	
boron	1,000	110	U	6.8 F	NA	NA	NA	5.4 F	U	U	U	U	NA	NA	5.0 F	6.1 F	NA	NA	NA	NA	NA	
cadmium	5	5	U	U	U	U	U	U	U	U	U	U	U	U	U	U	U	U	U	U	NA	
calcium	--	1,100	15,600	15,200	19,200	30,100	15,800	14,200	20,300	21,100	15,000	16,000	28,000	32,000	16,000	16,000	20,000	22,000	15,000	19,000	NA	
chromium	50	10	1.4 F	1.5 F	1.8 F	**150**	4 F	1.7 F	U	**50.3**	U	13	U	**150**	U	6.3 F	U	**100**	3.1 F	U	NA	
cobalt	--	60	U	U	U	47.7 F	U	U	U	U	U	U	U	38 F	U	U	U	6.2 F	U	U	NA	
copper	200	10	7 F	8.2 F	1.8 F	165	3.3 F	2 F	U	19.3	U	4.0 F	U	120	U	3.7 F	U	39	U	U	NA	
iron	300	200	**994**	**313**	**575**	**122,000**	**1,070**	134 F	30.8 F	**9,760**	7.1 F	**390**	6.3 F	**96,000**	19 F	**440**	U	**23,000**	100 F	240	NA	
lead	25	25	U	U	U	**51**	U	U	U	U	U	U	U	**37**	U	U	U	10 F	U	U	NA	
magnesium	35,000	1,000	3,140	3,020	3,840	26,500	3,130	2,650	3,730	5,690	2,900	3,100	4,700	22,000	2,600	2,700	3,800	8,100	2,900	3,500	NA	
manganese	300	10	61.5	14.1	33.3	**2,130**	22.2	3.2 F	11.1	145	7.8 F	13	**580**	**2800**	2.5 F	8.4 F	4.8 F	**480**	3.8 F	13	NA	
molybdenum	--	15	U	U	U	3.3 F	U	U	U	U	U	U	U	4.8 F	U	U	U	U	U	U	NA	
nickel	100	20	2.7 F	2.9 F	2.4 F	**228**	3.6 F	1.8 F	1.26 F	30.6	1.2 F	6.4 F	3.2 F	**130**	U	5.3 F	1.5 F	64	3.1 F	2.4 F	NA	
potassium	--	1,000	863 F	628	725 F	6,820	967 F	445 F	623 F	2,390	410 F	570 F	1,100	9,100	730	840 F	670 F	4,500	590 F	500 F	NA	
selenium	10	30	U	U	U	U	U	U	U	U	U	U	U	U	U	U	U	U	U	U	NA	
silver	50	10	U	U	U	U	U	U	U	U	U	U	U	U	U	U	U	U	U	U	NA	
sodium	20,000	1,000	5,000	4,620	6,270	6,660	4,550	4,280	5,540	5,680	4,500	4,400	6,500	5,900	3,700	3,700	4,800	5,100 B	3,200	4,300	NA	
thallium	0.5	80	U	U	U	**7.6 F**	U	U	U	U	U	U	U	U	U	U	U	U	U	U	NA	
vanadium	--	10	1.9 F	0.9 F	U	98.4	2.5 F	U	U	13.4	U	1.3 F	U	97	U	U	U	29	U	U	NA	
zinc	2,000	20	6 F	3.9 F	5.1 F	252	22.5	3.8 F	27.9 B	42.7 B	6.4 F	7.3 F	37 B	270	12 F	15 F	15 F	59 B	5.8 F	9.6 F	NA	
Leachate Indicators (mg/L)																						
alkalinity, Total	--	10	57	52.1	58.2	70.1	52.2	28.7	64		42		76		48		66		54	46	66	
ammonia	2	0.2	0.071 F	0.024 F	U	0.076	U	U	U		0.012 F		0.11		0.013 F		U		U	U	0.14 F	
BOD5	--	2.4	U	U	U	U	U	U	U		U		NA		U		U		U	U	U	
bromide	2	0.5	U	U	U	U	U	0.52	U		U		U		U		U		U	U	U	
COD	--	5	U	U	U	8.8 F	18.4	U	7.1 F		8.3 F		120		4.1 F		U		3.7 F	U	U	
chloride	250	1	5.5	4.7	8.1	7.6	2.7	1.9	3.4		1.6		6.0		1.4		2.1		0.75 F	4.4	3.0	
color	15	5	NA	**25**	NA	NA	NA	10	NA		NA		NA		U		NA		U	U	U	
cyanide, Total	200	0.02	NA	U	NA	NA	NA	U	NA		NA		NA		NA		NA		NA	NA	U	
hardness, Total	--	1	72	58	84	105	88	21.3	76 B		56		80		48		92		50	63	66	
nitrate	10	1	0.070 F	0.38 F	U	0.83 F	0.1 F	U	0.2 F		0.072 F		0.15		0.43		0.24		0.15	1.3	U	
TKN	1	1	0.23	U	U	0.4	0.065	U	0.3 F		U		**4.3**		U		0.48		0.93	0.19 FB	0.54 F	
sulfate	250	1	10.2	9.9	10.5	10	10.5	9.8	9.8		9.1		9.8		7.8		8.0		7.5	7.9	8.0	
TDS	500	10	107	778	121	140	99	95	98		68		150		67		47		66	74	83	
TOC	--	1	U	0.76 F	0.45 F	0.84 F	U	0.71 F	0.61 F		0.61 F		3.4		1.3		0.45 F		0.58 F	0.74 F	0.94 F	
phenolics, Total	--	0.005	U	U	U	U	U	U	NA		NA		NA		NA		NA		NA	NA	U	

For notes, please refer to the end of the Table Section.

Table 2-2

Groundwater and Surface Water Sampling Results

Location of Well	NYSDEC Class GA Groundwater Standards	Reporting Limit	LF1MW-1R										
Date of Collection			12/5/2003	4/4/2005	3/15/2006	4/3/2007	4/1/2008	4/21/2009	3/30/2010	6/20/2011			
Sample ID No.			LF1M01R11AA	LF1M01R11FA	LF1M01R11JA	LF1M01R11NA	LF1M01R11PA	LF1M01R11RA	LF1M01R11SA	LF1M01R11TA			
Depth to Water (ft)			4.30	3.99	3.14	4.09	3.75	4.15	4.18	4.93			
VOCs (µg/L)													
1,1,1-trichloroethane	5*	1	U	U	U	U	U	U	U	NA			
1,1-dichloroethane	5*	1	U	U	U	U	U	U	U	NA			
1,2,3-trichlorobenzene	5	1	U	U	U	U	U	U	U	NA			
1,2,4-trimethylbenzene	5*	1	U	U	U	U	U	U	U	NA			
1,2-dichloroethane	0.6	1	U	U	U	U	U	U	U	NA			
1,2-dichlorobenzene	3	1	U	U	U	U	U	U	U	NA			
1,2-dibromo-3-chloropropane	0.04	2	U	U	U	U	U	U	U	NA			
1,3,5-trimethylbenzene	5*	1	U	U	U	U	U	U	U	NA			
1,3-dichlorobenzene	3	1	U	U	U	U	U	U	U	NA			
1,4-dichlorobenzene	3	0.5	U	U	U	U	U	U	U	NA			
acetone	50	10	U	U	U	U	U	U	1.63 F	NA			
benzene	1	0.1	U	U	U	U	U	U	U	NA			
bromodichloromethane	50	0.5	U	U	U	U	U	U	U	NA			
bromoform	50	1	U	U	U	U	U	U	U	NA			
carbon disulfide	1,000	0.5	U	U	U	U	U	U	U	NA			
chlorobenzene	5*	0.5	U	U	U	U	U	U	U	NA			
chloroethane	5*	1	U	U	U	U	U	U	U	NA			
chloroform	7	0.3	U	U	U	U	U	U	U	NA			
chloromethane	5*	1	U	U	U	U	U	U	U	NA			
cis-1,2-dichloroethene	5*	1	U	U	U	U	U	U	U	NA			
dichlorodifluoromethane	5*	1	U	U	U	U	U	U	U	NA			
ethylbenzene	5*	1	U	U	U	U	U	U	U	NA			
isopropylbenzene	5*	1	U	U	U	U	U	U	U	NA			
methylene chloride	5*	1	U	U	U	U	U	U	U	NA			
methyl iodide	5*	0.5	U	U	U	U	U	U	U	NA			
n-propylbenzene	5*	1	U	U	U	U	U	U	U	NA			
m,p-xylene	5*	2	U	U	U	U	U	U	U	NA			
naphthalene	10	1	U	U	U	U	U	U	U	NA			
o-xylene	5*	1	U	U	U	U	U	U	U	NA			
p-isopropyltoluene	5*	1	U	U	U	U	U	U	U	NA			
sec-butylbenzene	5*	1	U	U	U	U	U	U	U	NA			
tetrachloroethene	5	1	U	U	U	U	U	U	U	NA			
tert-butylbenzene	5*	1	U	U	U	U	U	U	U	NA			
trichloroethene (TCE)	5*	1	U	U	U	U	U	U	U	NA			
toluene	5*	1	U	U	U	U	U	U	U	NA			
trichlorofluoromethane	5*	1	U	U	U	U	U	U	U	NA			
vinyl chloride	2	1	U	U	U	U	U	U	U	NA			
Total VOCs (µg/L)			**0**	**0**	**0**	**0**	**0**	**0**	**1.63**	**NA**			
Pesticides (µg/L)													
No pesticides reported.													
PCBs (µg/L)													
No PCBs reported.													

For notes, please refer to the end of the Table Section.

Table 2-2

Groundwater and Surface Water Sampling Results

Location of Well	NYSDEC Class GA Groundwater Standards	Reporting Limit	LF1MW-1R															
Date of Collection			**12/5/2003**	**4/4/2005**	**3/15/2006**	**4/3/2007**		**4/1/2008**		**4/21/2009**	**3/30/2010**	**6/20/2011**						
Sample ID No.			**LF1M01R11AA**	**LF1M01R11FA**	**LF1M01R11JA**	**LF1M01R11NA**		**LF1M01R11PA**		**LF1M01R11RA**	**LF1M01R11SA**	**LF1M01R11TA**						
Depth to Water (ft)			**4.30**	**3.99**	**3.14**	**4.09**		**3.75**		**4.15**	**4.18**	**4.93**						
Metals (µg/L) [Dissolved / Total][1]																		
aluminum	2,000	200	1,780	1,300	1,980	100 F	1,600	110 F	1,800	2,000	240	NA						
antimony	3	50	U	U	U	U	U	U	U	U	U	NA						
arsenic	25	30	U	U	U	U	U	U	7.3 F	5.3 F	U	NA						
barium	1,000	50	36.9 F	23.4 F	17.8	12 F	15 F	8.3 F	14 F	17 F	11 F	NA						
berylium	3	4	0.3 F	0.3 F	U	U	U	U	0.23 F	0.26 F	U	NA						
boron	1,000	110	15.9	6.1 F	9.4 F	U	U	5.2 F	8.8 F	NA	NA	NA						
cadmium	5	5	U	U	U	U	U	U	U	U	U	NA						
calcium	--	1,100	24,400	25,500	17,700	17,000	17,000	14,000	15,000	11,000	12,000	NA						
chromium	50	10	1.6 F	2.2 F	3.3 F	1.5 F	4.8 F	U	3.1 F	4.8 F	U	NA						
cobalt	--	60	U	0.9 F	1.1 F	U	U	U	U	U	U	NA						
copper	200	10	2.8 F	3.9 F	6 F	U	6.5 F	U	5.0 F	5.8 F	U	NA						
iron	300	200	**7,820**	**9,020**	**7,520**	**6,500**	**9,900**	**4,000**	**13,000**	**14,000**	**6,900**	NA						
lead	25	25	U	U	U	U	U	U	4.4 F	U	U	NA						
magnesium	35,000	1,000	3,380 B	2,330	2,690	3,000	3,000	2,300	2,400	2,400	2,300	NA						
manganese	300	10	232	174	190	190	200	190	190	220	210	NA						
molybdenum	--	15	U	U	1.9 F	U	U	U	U	U	U	NA						
nickel	100	20	U	1.5 F	2 F	1.4 F	2.0 F	U	1.8 F	3.0 F	U	NA						
potassium	--	1,000	1,830 B	1,120	874 F	490 F	680 F	240 F	640 F	640 F	290 F	NA						
selenium	10	30	U	U	U	U	U	U	U	U	U	NA						
silver	50	10	U	U	U	U	U	U	U	U	U	NA						
sodium	20,000	1,000	8,650 B	4,760	4,340	4,000	3,900	3,200	3000 B	3,200	3,800	NA						
thallium	0.5	80	U	U	U	U	U	U	U	U	U	NA						
vanadium	--	10	3.3 F	5.3 F	5.9 F	0.90 F	8.1 F	1.4 F	23	18	U	NA						
zinc	2,000	20	7.5 F	4.6 F	6.9 F	U	U	12 F	14 F	61	6.1 F	NA						
Leachate Indicators (mg/L)																		
alkalinity, Total	--	10	43.8 B	44.3	47.3	34		36		30	40	59						
ammonia	2	0.2	U	0.076	0.061	0.080		0.037 F		0.07	0.046 F	0.25						
BOD5	--	2.4	U	U	U	U		U		U	U	U						
bromide	2	0.5	U	0.32 F	0.49 F	0.033 F		0.028 F		0.014 F	U	U						
COD	--	5	U	19.2	13.2	19 B		20		17	6.5 F	U						
chloride	250	1	33 B	40.4	13.7	9.4		7.0		6.3	7.3	10.0						
color	15	5	**80**	**40**	**80**	NA		**80**		**50**	U	**40**						
cyanide, Total	200	0.02	0.034 B	U	U	NA		NA		NA	NA	NA						
hardness, Total	--	1	150 B	76	44.8	60		48		44	38	77						
nitrate	10	1	U	U	U	U		U		0.021 F	0.013 F	U						
TKN	1	1	0.54	U	0.063 F	0.24		0.15 F		0.32	0.30 B	0.53 F						
sulfate	250	1	9.9 B	6.7	7.8	11		9.0		9.9	8.7	8.4						
TDS	500	10	130 B	147	141	86		75		81	76	110						
TOC	--	1	2.1	4.8	4.2	5.1		7.1		8.0	2.6	1.7						
phenolics, Total	--	0.005	U	U	U	NA		NA		NA	NA	NA						

For notes, please refer to the end of the Table Section.

Table 2-2

Grundwater and Surface Water Sampling Results

Location of Well	NYSDEC Class GA Groundwater Standards	Reporting Limit	LF1MW-103												
Date of Collection			**3/31/2004**	**6/28/2004**	**9/17/2004**	**12/15/2004**	**4/5/2005**	**6/23/2005**	**9/9/2005**	**12/22/2005**	**3/17/2006**	**9/15/2006**	**4/4/2007**	**9/27/2007**	**4/1/2008**
Sample ID No.			**LF1M10334BA**	**Not Sampled**	**LF1M10335DA**	**Not Sampled**	**Not Sampled**	**LF1M10335GA**	**LF1M10335HA**	**LF1M10335IA**	**Not Sampled**	**LF1M10314LA**	**LF1M10333NA**	**LF1M10335OA**	**LF1M10331PA**
Depth to Water (ft)			**33.77**	**34.37**	**34.90**	**34.41**	**34.41**	**34.68**	**34.75**	**34.50**	**34.45**	**33.60**	**32.93**	**33.12**	**30.61**
VOCs (µg/L)															
1,1,1-trichloroethane	5*	1	U	NS	U	NS	NS	U	U	U	NS	U	U	U	U
1,1-dichloroethane	5*	1	U	NS	U	NS	NS	U	U	U	NS	U	U	U	U
1,2,3-trichlorobenzene	5	1	U	NS	U	NS	NS	U	U	U	NS	U	U	U	U
1,2,4-trimethylbenzene	5*	1	U	NS	U	NS	NS	U	U	U	NS	U	U	U	U
1,2-dichloroethane	0.6	1	U	NS	U	NS	NS	U	U	U	NS	U	U	U	U
1,2-dichlorobenzene	3	1	U	NS	U	NS	NS	U	U	U	NS	U	U	U	U
1,2-dibromo-3-chloropropane	0.04	2	U	NS	U	NS	NS	U	U	U	NS	U	U	U	U
1,3,5-trimethylbenzene	5*	1	U	NS	U	NS	NS	U	U	U	NS	U	U	U	U
1,3-dichlorobenzene	3	1	U	NS	U	NS	NS	U	U	U	NS	U	U	U	U
1,4-dichlorobenzene	3	0.5	U	NS	U	NS	NS	U	U	U	NS	U	U	0.180 F	U
acetone	50	10	4.9 F	NS	1.5 F	NS	NS	U	U	U	NS	U	U	U	U
benzene	1	0.1	U	NS	U	NS	NS	U	U	U	NS	U	U	U	U
bromodichloromethane	50	0.5	U	NS	U	NS	NS	U	U	U	NS	U	U	U	U
bromoform	50	1	U	NS	U	NS	NS	U	U	U	NS	U	U	U	U
carbon disulfide	1,000	0.5	0.31 F	NS	U	NS	NS	U	U	U	NS	U	U	U	U
chlorobenzene	5*	0.5	U	NS	U	NS	NS	U	U	U	NS	U	U	U	U
chloroethane	5*	1	U	NS	U	NS	NS	U	U	U	NS	U	U	U	U
chloroform	7	0.3	4.7 B	NS	0.51 B	NS	NS	U	U	U	NS	U	U	U	U
chloromethane	5*	1	U	NS	U	NS	NS	U	U	U	NS	U	U	U	U
cis-1,2-dichloroethene	5*	1	U	NS	U	NS	NS	U	U	U	NS	U	U	U	U
dichlorodifluoromethane	5*	1	U	NS	U	NS	NS	U	U	U	NS	U	U	U	U
ethylbenzene	5*	1	U	NS	U	NS	NS	U	U	U	NS	U	U	U	U
isopropylbenzene	5*	1	U	NS	U	NS	NS	U	U	U	NS	U	U	U	U
methylene chloride	5*	1	U	NS	U	NS	NS	U	U	U	NS	U	U	U	U
methyl iodide	5*	0.5	U	NS	U	NS	NS	U	U	U	NS	U	U	U	U
n-propylbenzene	5*	1	U	NS	U	NS	NS	U	U	U	NS	U	U	U	U
m,p-xylene	5*	2	U	NS	U	NS	NS	U	U	U	NS	U	U	U	U
naphthalene	10	1	U	NS	U	NS	NS	U	U	U	NS	U	U	U	U
o-xylene	5*	1	U	NS	U	NS	NS	U	U	U	NS	U	U	U	U
p-isopropyltoluene	5*	1	U	NS	U	NS	NS	U	U	U	NS	U	U	U	U
sec-butylbenzene	5*	1	U	NS	U	NS	NS	U	U	U	NS	U	U	U	U
tetrachloroethene	5	1	U	NS	U	NS	NS	U	U	U	NS	U	U	U	U
tert-butylbenzene	5*	1	U	NS	U	NS	NS	U	U	U	NS	U	U	U	U
trichloroethene (TCE)	5*	1	U	NS	U	NS	NS	U	U	U	NS	U	U	U	U
toluene	5*	1	0.34 F	NS	U	NS	NS	U	U	U	NS	U	U	U	U
trichlorofluoromethane	5*	1	U	NS	U	NS	NS	U	U	U	NS	U	U	U	U
vinyl chloride	2	1	U	NS	U	NS	NS	U	U	U	NS	U	U	U	U
Total VOCs (µg/L)			**10.25**	**NS**	**2.01**	**NS**	**NS**	**0**	**0**	**0**	**NS**	**0**	**0**	**0.180**	**0**
Pesticides (µg/L)															
No pesticides reported.															
PCBs (µg/L)															
No PCBs reported.															

For notes, please refer to the end of the Table Section.

Table 2-2

Grundwater and Surface Water Sampling Results

Location of Well	NYSDEC Class GA Groundwater Standards	Reporting Limit	LF1MW-103													
Date of Collection			3/31/2004	6/28/2004	9/17/2004	12/15/2004	4/5/2005	6/23/2005	9/9/2005	12/22/2005	3/17/2005	9/15/2006	4/4/2007	9/27/2007		4/1/2008	
Sample ID No.			LF1M10334BA	Not Sampled	LF1M10335DA	Not Sampled	Not Sampled	LF1M10335GA	LF1M10335HA	LF1M10335IA	Not Sampled	LF1M10314LA	LF1M10333NA	LF1M10335OA		LF1M10331PA	
Depth to Water (ft)			33.77	34.37	34.90	34.41	34.41	34.68	34.75	34.50	34.45	33.60	32.93	33.12		30.61	
Metals (µg/L) [Dissolved / Total][1]																	
aluminum	2,000	200	NS	NS	NS	NS	NS	NS	NS	NS	NS	NS	NS	NS	**6,400**	NS	**12,000**
antimony	3	50	NS	NS	NS	NS	NS	NS	NS	NS	NS	NS	NS	NS	U	NS	U
arsenic	25	30	NS	NS	NS	NS	NS	NS	NS	NS	NS	NS	NS	NS	U	NS	10 F
barium	1,000	50	NS	NS	NS	NS	NS	NS	NS	NS	NS	NS	NS	NS	640	NS	310
berylium	3	4	NS	NS	NS	NS	NS	NS	NS	NS	NS	NS	NS	NS	0.20 F	NS	0.43 F
boron	1,000	110	NS	NS	NS	NS	NS	NS	NS	NS	NS	NS	NS	NS	NA	NS	530
cadmium	5	5	NS	NS	NS	NS	NS	NS	NS	NS	NS	NS	NS	NS	U	NS	U
calcium	--	1,100	NS	NS	NS	NS	NS	NS	NS	NS	NS	NS	NS	NS	15,000	NS	5,500
chromium	50	10	NS	NS	NS	NS	NS	NS	NS	NS	NS	NS	NS	NS	30	NS	71
cobalt	--	60	NS	NS	NS	NS	NS	NS	NS	NS	NS	NS	NS	NS	U	NS	U
copper	200	10	NS	NS	NS	NS	NS	NS	NS	NS	NS	NS	NS	NS	46	NS	64
iron	300	200	NS	NS	NS	NS	NS	NS	NS	NS	NS	NS	NS	NS	**9,300**	NS	**10,000**
lead	25	25	NS	NS	NS	NS	NS	NS	NS	NS	NS	NS	NS	NS	6.4 F	NS	6.1 F
magnesium	35,000	1,000	NS	NS	NS	NS	NS	NS	NS	NS	NS	NS	NS	NS	4,800	NS	3,000
manganese	300	10	NS	NS	NS	NS	NS	NS	NS	NS	NS	NS	NS	NS	250	NS	170
molybdenum	--	15	NS	NS	NS	NS	NS	NS	NS	NS	NS	NS	NS	NS	63	NS	77
nickel	100	20	NS	NS	NS	NS	NS	NS	NS	NS	NS	NS	NS	NS	25	NS	25
potassium	--	1,000	NS	NS	NS	NS	NS	NS	NS	NS	NS	NS	NS	NS	14,000	NS	9,300
selenium	10	30	NS	NS	NS	NS	NS	NS	NS	NS	NS	NS	NS	NS	3.7 F	NS	4.1 F
silver	50	10	NS	NS	NS	NS	NS	NS	NS	NS	NS	NS	NS	NS	U	NS	U
sodium	20,000	1,000	NS	NS	NS	NS	NS	NS	NS	NS	NS	NS	NS	NS	**770,000**	NS	**430,000**
thallium	0.5	80	NS	NS	NS	NS	NS	NS	NS	NS	NS	NS	NS	NS	U	NS	U
vanadium	--	10	NS	NS	NS	NS	NS	NS	NS	NS	NS	NS	NS	NS	12	NS	22
zinc	2,000	20	NS	NS	NS	NS	NS	NS	NS	NS	NS	NS	NS	NS	34 B	NS	44
Leachate Indicators (mg/L)																	
alkalinity, Total	--	10	NS	NS	NS	NS	NS	NS	NS	NS	NS	NS	NS	460		300	
ammonia	2	0.2	NS	NS	NS	NS	NS	NS	NS	NS	NS	NS	NS	NA		0.34	
BOD5	--	2.4	NS	NS	NS	NS	NS	NS	NS	NS	NS	NS	NS	NA		NA	
bromide	2	0.5	NS	NS	NS	NS	NS	NS	NS	NS	NS	NS	NS	0.86 F		NA	
COD	--	5	NS	NS	NS	NS	NS	NS	NS	NS	NS	NS	NS	NA		22	
chloride	250	1	NS	NS	NS	NS	NS	NS	NS	NS	NS	NS	NS	31		NA	
color	15	5	NS	NS	NS	NS	NS	NS	NS	NS	NS	NS	NS	NA		NA	
cyanide, Total	200	0.02	NS	NS	NS	NS	NS	NS	NS	NS	NS	NS	NS	NA		NA	
hardness, Total	--	1	NS	NS	NS	NS	NS	NS	NS	NS	NS	NS	NS	32		28	
nitrate	10	1	NS	NS	NS	NS	NS	NS	NS	NS	NS	NS	NS	**220**		NA	
TKN	1	1	NS	NS	NS	NS	NS	NS	NS	NS	NS	NS	NS	NA		**1.6**	
sulfate	250	1	NS	NS	NS	NS	NS	NS	NS	NS	NS	NS	NS	**390**		NA	
TDS	500	10	NS	NS	NS	NS	NS	NS	NS	NS	NS	NS	NS	**2,400**		NA	
TOC	--	1	NS	NS	NS	NS	NS	NS	NS	NS	NS	NS	NS	2.2		2.9	
phenolics, Total	--	0.005	NS	NS	NS	NS	NS	NS	NS	NS	NS	NS	NS	NA		NA	

For notes, please refer to the end of the Table Section.

Table 2-2

Groundwater and Surface Water Sampling Results

Location of Well	NYSDEC Class GA Groundwater Standards	Reporting Limit	LF1MW-103										
Date of Collection			**9/18/2008**	**4/21/2009**	**3/31/2010**	**6/16/2011**							
Sample ID No.			**LF1M10333QA**	**LF1M10333RA**	**LF1M10317SA**	**LF1M10312TA**							
Depth to Water (ft)			**17.51**	**14.10**	**16.60**	**12.31**							
VOCs (µg/L)													
1,1,1-trichloroethane	5*	1	U	U	U	U							
1,1-dichloroethane	5*	1	U	U	U	U							
1,2,3-trichlorobenzene	5	1	U	U	U	U							
1,2,4-trimethylbenzene	5*	1	U	U	U	U							
1,2-dichloroethane	0.6	1	U	U	U	U							
1,2-dichlorobenzene	3	1	U	U	U	U							
1,2-dibromo-3-chloropropane	0.04	2	U	U	U	U							
1,3,5-trimethylbenzene	5*	1	U	U	U	U							
1,3-dichlorobenzene	3	1	U	U	U	U							
1,4-dichlorobenzene	3	0.5	U	U	U	U							
acetone	50	10	13.6	18.0	13.5	13							
benzene	1	0.1	U	U	U	U							
bromodichloromethane	50	0.5	U	U	U	U							
bromoform	50	1	U	U	U	U							
carbon disulfide	1,000	0.5	U	U	U	U							
chlorobenzene	5*	0.5	U	U	U	U							
chloroethane	5*	1	U	U	U	U							
chloroform	7	0.3	U	U	U	U							
chloromethane	5*	1	U	U	U	U							
cis-1,2-dichloroethene	5*	1	U	U	U	U							
dichlorodifluoromethane	5*	1	U	U	U	U							
ethylbenzene	5*	1	U	U	U	U							
isopropylbenzene	5*	1	U	U	U	U							
methylene chloride	5*	1	U	U	U	U							
methyl iodide	5*	0.5	U	U	U	U							
n-propylbenzene	5*	1	U	U	U	U							
m,p-xylene	5*	2	U	U	U	U							
naphthalene	10	1	U	U	U	U							
o-xylene	5*	1	U	U	U	U							
p-isopropyltoluene	5*	1	U	U	U	U							
sec-butylbenzene	5*	1	U	U	U	U							
tetrachloroethene	5	1	U	U	U	U							
tert-butylbenzene	5*	1	U	U	U	U							
trichloroethene (TCE)	5*	1	U	U	U	U							
toluene	5*	1	U	U	U	U							
trichlorofluoromethane	5*	1	U	U	U	U							
vinyl chloride	2	1	U	U	U	U							
Total VOCs (µg/L)			**13.60**	**18.0**	**13.5**	**13**							
Pesticides (µg/L)													
No pesticides reported.													
PCBs (µg/L)													
No PCBs reported.													

For notes, please refer to the end of the Table Section.

Table 2-2

Groundwater and Surface Water Sampling Results

Location of Well	NYSDEC Class GA Groundwater Standards	Reporting Limit	LF1MW-103															
Date of Collection			9/18/2008		4/21/2009	3/31/2010		6/16/2011										
Sample ID No.			LF1M10333QA		LF1M10333RA	LF1M10317SA		LF1M10312TA										
Depth to Water (ft)			17.51		14.10	16.60		12.31										
Metals (µg/L) [Dissolved / Total][1]																		
aluminum	2,000	200	NS	**7,700**	**4,900**	**2,500**	**11,000**	NA										
antimony	3	50	NS	2.8 F	U	U	U	NA										
arsenic	25	30	NS	**29 F**	18 F	13 F	14 F	NA										
barium	1,000	50	NS	58	38 F	11 F	85	NA										
berylium	3	4	NS	0.26 F	U	U	U	NA										
boron	1,000	110	NS	NA	NA	NA	NA	NA										
cadmium	5	5	NS	U	U	U	U	NA										
calcium	--	1,100	NS	4,300	5,800	5,500	10,000 B	NA										
chromium	50	10	NS	30	13	20	**52**	NA										
cobalt	--	60	NS	U	U	U	U	NA										
copper	200	10	NS	98	61	33	63	NA										
iron	300	200	NS	**4,500**	**2,500**	U	**8,500**	NA										
lead	25	25	NS	U	U	U	6.6 F	NA										
magnesium	35,000	1,000	NS	930 F	560 F	U	1,800 B	NA										
manganese	300	10	NS	82	53	U	220	NA										
molybdenum	--	15	NS	72	57	44	48	NA										
nickel	100	20	NS	17 F	8.9 F	2.8 F	25	NA										
potassium	--	1,000	NS	4,100	3,300	3,600	5,200 B	NA										
selenium	10	30	NS	5.3 F	U	U	U	NA										
silver	50	10	NS	U	U	U	U	NA										
sodium	20,000	1,000	NS	**180,000**	**160,000**	**180,000**	**180,000**	NA										
thallium	0.5	80	NS	U	U	U	U	NA										
vanadium	--	10	NS	63	38	17	30	NA										
zinc	2,000	20	NS	38 B	10 F	9.1 F	32 B	NA										
Leachate Indicators (mg/L)																		
alkalinity, Total	--	10	310		350	460		U										
ammonia	2	0.2	NS		**21**	**25**		**25**										
BOD5	--	2.4	NS		NA	NA		U										
bromide	2	0.5	NS		0.12	0.10		U										
COD	--	5	NS		37	12		U										
chloride	250	1	NA		4.9	4.3 B		U										
color	15	5	NA		10	U		U										
cyanide, Total	200	0.02	NA		NA	NA		NA										
hardness, Total	--	1	32		18	32 B		23										
nitrate	10	1	NS		5.9	2.1 B		U										
TKN	1	1	NS		**21**	**30**		**22**										
sulfate	250	1	NS		27	18 B		U										
TDS	500	10	NS		440	420		U										
TOC	--	1	NS		4.2	2.9		2.4										
phenolics, Total	--	0.005	NA		NA	NA		NA										

For notes, please refer to the end of the Table Section.

Table 2-2

Groundwater and Surface Water Sampling Results

Location of Well	NYSDEC Class GA Groundwater Standards	Reporting Limit	LF1P-2											
Date of Collection			**12/22/2005**	**3/16/2006**	**6/19/2006**	**9/14/2006**	**12/18/2006**	**4/4/2007**	**9/26/2007**	**4/1/2008**	**9/18/2008**	**4/21/2009**	**3/30/2010**	**6/15/2011**
Sample ID No.			**LF1P0213IA**	**LF1P0213JA**	**LF1P0213KA**	**LF1P0213LA**	**LF1P0213MA**	**LF1P0213NA**	**LF1P0213OA**	**LF1P0213PA**	**LF1P0213QA**	**LF1P0213RA**	**LF1P0213SA**	**LF1P0213TA**
Depth to Water (ft)			**5.77**	**4.96**	**5.82**	**5.89**	**5.28**	**4.77**	**6.25**	**4.15**	**6.05**	**5.02**	**4.78**	**4.8**
VOCs (µg/L)														
1,1,1-trichloroethane	5*	1	U	U	U	U	U	U	U	U	U	U	U	U
1,1-dichloroethane	5*	1	U	U	U	0.2 F	0.220 F	0.130 F	0.140 F	U	U	U	0.120 F	U
1,2,3-trichlorobenzene	5	1	U	U	U	U	U	U	U	U	U	U	U	U
1,2,4-trimethylbenzene	5*	1	U	U	U	U	U	U	U	U	U	U	U	U
1,2-dichloroethane	0.6	1	U	U	U	U	U	U	U	U	U	U	U	0.16 J
1,2-dichlorobenzene	3	1	U	U	U	0.19 F	0.290 F	0.250 F	0.350 F	0.250 F	0.370 F	0.220 F	0.500 F	0.43 J
1,2-dibromo-3-chloropropane	0.04	2	U	U	U	U	UJ	U	U	U	U	U	U	U
1,3,5-trimethylbenzene	5*	1	U	U	U	U	U	U	U	U	U	U	U	U
1,3-dichlorobenzene	3	1	U	U	U	U	U	U	U	U	U	U	U	U
1,4-dichlorobenzene	3	0.5	1.3	1.1	1.2	1.72	2.21	1.87	2.04	1.70	2.30	1.38	2.70	2.50
acetone	50	10	U	U	U	2.86 F	U	U	U	U	U	U	U	U
benzene	1	0.1	0.78	0.77	0.76	0.95	**1.01**	0.670	0.700	0.550	0.730	0.540	0.800	0.68 J
bromodichloromethane	50	0.5	U	U	U	U	U	U	U	U	U	U	U	U
bromoform	50	1	U	U	U	U	U	U	U	U	U	U	U	U
carbon disulfide	1,000	0.5	U	U	U	U	U	U	U	U	U	U	U	U
chlorobenzene	5*	0.5	1.7	1.4	1.6	2.04	2.27	1.92	2.05	1.43	1.86	1.45	2.21	2.0
chloroethane	5*	1	U	U	0.25 F	0.2 F	0.300 F	0.220 F	U	U	U	U	0.340 F	U
chloroform	7	0.3	U	U	U	U	U	U	U	U	U	U	U	U
chloromethane	5*	1	U	U	U	U	U	U	U	U	U	U	U	U
cis-1,2-dichloroethene	5*	1	U	U	U	U	0.120 F	U	U	U	U	U	U	U
dichlorodifluoromethane	5*	1	U	0.35 F	0.26 F	U	U	0.240 F	0.140 F	U	U	U	U	U
ethylbenzene	5*	1	U	U	U	U	U	U	U	U	U	U	U	U
isopropylbenzene	5*	1	U	U	U	U	U	U	U	U	U	U	U	U
methylene chloride	5*	1	U	U	U	0.13 F	U	0.100 F	U	U	U	U	U	U
methyl iodide	5*	0.5	U	U	U	U	U	U	U	U	U	U	U	U
n-propylbenzene	5*	1	U	U	U	U	U	U	U	U	U	U	U	U
m,p-xylene	5*	2	U	U	U	U	U	U	U	U	U	U	U	U
naphthalene	10	1	U	U	U	U	U	U	U	U	U	U	U	U
o-xylene	5*	1	U	U	U	U	U	U	U	U	U	U	U	U
p-isopropyltoluene	5*	1	U	U	U	U	U	U	U	U	U	U	U	U
sec-butylbenzene	5*	1	U	U	U	U	U	U	U	U	U	U	U	0.28 J
tetrachloroethene	5	1	U	U	U	U	U	U	U	U	U	U	U	U
tert-butylbenzene	5*	1	U	U	U	U	U	U	U	U	U	U	0.120 F	U
trichloroethene (TCE)	5*	1	U	U	U	U	0.190 F	U	U	0.110 F	U	U	U	U
toluene	5*	1	U	U	U	U	U	U	U	U	U	U	U	U
trichlorofluoromethane	5*	1	U	U	U	U	U	U	U	U	U	U	U	U
vinyl chloride	2	1	0.45 F	0.52 F	0.56 F	0.57 F	0.550 F	0.380 F	U	U	U	U	U	0.41 J
Total VOCs (µg/L)			**4.23**	**4.14**	**4.63**	**8.86**	**7.16**	**5.78**	**3.38**	**2.34**	**5.26**	**3.59**	**6.79**	**6.46**
Pesticides (µg/L)														
No pesticides reported.														
PCBs (µg/L)														
No PCBs reported.														

For notes, please refer to the end of the Table Section.

Table 2-2

Groundwater and Surface Water Sampling Results

Location of Well	NYSDEC Class GA Groundwater Standards	Reporting Limit	LF1P-2																	
Date of Collection			12/22/2005	3/16/2006	6/19/2006		9/14/2006		12/18/2006		4/4/2007		9/26/2007		4/1/2008		9/18/2008	4/21/2009	3/30/2010	6/15/2011
Sample ID No.			LF1P0213IA	LF1P0213JA	LF1P0213KA		LF1P0213LA		LF1P0213MA		LF1P0213NA		LF1P0213OA		LF1P0213PA		LF1P0213QA	LF1P0213RA	LF1P0213SA	LF1P0213TA
Depth to Water (ft)			5.77	4.96	5.82		5.89		5.28		4.77		6.25		4.15		6.05	5.02	4.78	4.8
Metals (µg/L) [Dissolved / Total][1]																				
aluminum	2,000	200	U	41.4 F	U	U	54.1 F	46.1 F	U	U	U	U	U	U	U	U	U	U	1,500	NA
antimony	3	50	U	U	U	U	U	U	U	U	U	U	U	U	U	U	U	U	U	NA
arsenic	25	30	U	U	U	U	U	U	U	4.3 F	U	4.1 F	U	U	U	U	U	U	U	NA
barium	1,000	50	91.4	103	87.7	114	117	116	130	130	130	130	110	120	120	120	120	130	140	NA
berylium	3	4	U	U	U	U	U	U	U	U	U	U	U	U	U	U	U	U	U	NA
boron	1,000	110	NA	78	94	95.6	NA	NA	NA	NA	U	U	NA	NA	86	89	NA	NA	NA	NA
cadmium	5	5	U	U	U	U	U	U	U	U	U	U	U	0	U	U	U	U	U	NA
calcium	--	1,100	130,000	136,000	140,000	149,000	144,000	143,000	160,000	160,000	160,000	160,000	140,000	150,000	140,000	140,000	140,000	150,000	160,000	NA
chromium	50	10	U	U	U	U	U	U	U	1.6 F	1.9 F	U	1.6 F	1.6 F	U	U	U	U	U	NA
cobalt	--	60	U	U	U	U	U	U	U	U	U	U	U	U	U	U	U	U	U	NA
copper	200	10	U	U	U	U	U	U	U	U	U	U	U	U	U	U	U	U	U	NA
iron	300	200	**7,060**	**8,410**	**1,980**	**10,200**	**11,300**	**11,100**	**13,000**	**13,000**	**13,000**	**13,000**	**11,000**	**12,000**	**12,000**	**12,000**	**12,000**	**13,000**	**16,000**	NA
lead	25	25	U	U	U	U	U	U	U	U	U	U	U	U	U	U	U	U	U	NA
magnesium	35,000	1,000	11,700	12,600	12,600	13,400	12,700	12,600	14,000	14,000	14,000	14,000	13,000	14,000	14,000	14,000	14,000	14,000	15,000	NA
manganese	300	10	**990**	**981**	**1,020**	**1,070**	**960**	**957**	**990**	**980**	**940**	**950**	**810**	**820**	**830**	**820**	**790**	**910**	**1,000**	NA
molybdenum	--	15	U	U	U	U	U	U	U	U	U	U	U	U	U	U	U	U	U	NA
nickel	100	20	2.1 F	U	U	U	U	U	1.5 F	1.7 F	1.3 F	U	U	U	U	U	U	U	2.7 F	NA
potassium	--	1,000	4,580	4,310	4,820	5,080	5,120	5,050	5,400	5,500	5,100	5,200	5,000	5,100	4,800	4,700	5,000	4,600	5,600	NA
selenium	10	30	U	U	U	U	U	U	U	U	U	U	U	U	U	U	U	U	U	NA
silver	50	10	U	U	U	U	U	U	U	U	U	U	U	U	U	U	U	U	U	NA
sodium	20,000	1,000	8,160	9,760	12,000	13,000	15,100	15,000	14,000	14,000	13,000	14,000	15,000	15,000	12,000	11,000	12,000	14,000	15,000	NA
thallium	0.5	80	U	U	U	U	U	U	U	U	U	U	U	U	U	U	U	U	U	NA
vanadium	--	10	U	U	U	U	U	U	U	U	U	U	U	U	U	U	U	U	3.0 F	NA
zinc	2,000	20	4.1 F	2.8 F	U	U	23.4 B	U	U	6.5 F	U	U	U	U	11 F	12 F	13 F	68	71	NA
Leachate Indicators (mg/L)																				
alkalinity, Total	--	10	389	418	446		450		460		440		440		450		440	430	480	440
ammonia	2	0.2	1.5	1.3	1.2		**2.4**		**2.6**		**2.4**		**2.2**		**2.1**		**2.2**	2.0	1.7	1.6
BOD5	--	2.4	2.1	U	4.6		11		6.0		13.0		8.1		U		6.0	3.5	U	5.0
bromide	2	0.5	0.28 F	0.49 F	0.11 F		0.18 F		0.12		0.10		0.13		0.085 F		0.14	0.12	0.13	0.14 J
COD	--	5	7.3 F	U	26.7 B		16		14 B		13 B		8.5 F		8.5 F		3.7 F	6.0 F	14	7.3 J
chloride	250	1	7.4	9.5	11.5		15		11		8.7		12		6.7		11	9	12	20
color	15	5	NA	**140**	NA		NA		NA		NA		NA		**60**		NA	**40**	U	**40**
cyanide, Total	200	0.02	NA	U	NA		NA		NA		NA		NA		NA		NA	NA	NA	U
hardness, Total	--	1	430 B	314	438		460		430		470		390		430		480	440	460	420
nitrate	10	1	0.07 F	U	0.03 F		0.039 F		0.030 F		U		0.065 F		0.054 F		U	0.085 F	0.086 F	U
TKN	1	1	**2.2**	**2.1**	**1.9**		**2.4**		**2.7**		**2.4**		**2.1**		**2.1**		**2.3**	**2.1**	**2.1**	**1.9 J**
sulfate	250	1	5.8	3.8	5.2		3.9		3.5		3.3 B		1.8		1.8		0.97 F	0.72 F	0.22 F	0.93 J
TDS	500	10	380	456	471		490		500		490		480		460		340	470	460	460
TOC	--	1	U	1.7	2.7		2.8		3.0		2.4		3.7		2.3		2.2	3.1	2.3	2.3
phenolics, Total	--	0.005	U	U	NA		NA		NA		NA		NA		NA		NA	NA	NA	U

For notes, please refer to the end of the Table Section.

Table 2-2

Groundwater and Surface Water Sampling Results

Location of Well	NYSDEC Class GA Groundwater Standards	Reporting Limit	LF1P-3												
Date of Collection			**12/8/2003**	**3/30/2004**	**6/28/2004**	**9/16/2004**	**12/15/2004**	**4/4/2005**	**6/22/2005**	**9/9/2005**	**12/22/2005**	**3/17/2006**	**9/13/2006**	**4/4/2007**	**9/26/2007**
Sample ID No.			**LF1P0317AA**	**LF1P0303BA**	**LF1P0317CA**	**LF1P0317DA**	**LF1P0317EA**	**LF1P0317FA**	**LF1P0317GA**	**LF1P0317HA**	**LF1P0317IA**	**LF1P0317JA**	**LF1P0317LA**	**LF1P0317NA**	**LF1P0317OA**
Depth to Water (ft)			**3.76**	**3.20**	**3.54**	**3.79**	**3.75**	**3.33**	**4.01**	**5.37**	**4.53**	**3.35**	**4.35**	**2.85**	**5.17**
VOCs (µg/L)															
1,1,1-trichloroethane	5*	1	U	U	U	U	U	U	U	U	U	U	U	U	U
1,1-dichloroethane	5*	1	U	U	U	U	U	U	U	U	U	U	U	U	U
1,2,3-trichlorobenzene	5	1	U	U	U	U	U	U	U	U	U	U	U	U	U
1,2,4-trimethylbenzene	5*	1	U	U	U	U	U	U	U	U	U	U	U	U	U
1,2-dichloroethane	0.6	1	U	U	U	U	U	U	U	U	U	U	U	U	U
1,2-dichlorobenzene	3	1	U	U	U	U	U	U	U	U	U	U	U	U	U
1,2-dibromo-3-chloropropane	0.04	2	U	U	U	U	U	U	U	U	U	U	U	U	U
1,3,5-trimethylbenzene	5*	1	U	U	U	U	U	U	U	U	U	U	U	U	U
1,3-dichlorobenzene	3	1	U	U	U	U	U	U	U	U	U	U	U	U	U
1,4-dichlorobenzene	3	0.5	U	U	U	U	U	U	U	U	U	U	0.11 F	U	U
acetone	50	10	1.3 F	U	2.9 F	U	U	U	U	U	U	U	1 F	U	U
benzene	1	0.1	U	U	U	U	U	U	U	U	U	U	U	U	U
bromodichloromethane	50	0.5	U	U	U	U	U	U	U	U	U	U	U	U	U
bromoform	50	1	U	U	U	U	U	U	0.25 F	U	2.1	U	U	U	U
carbon disulfide	1,000	0.5	U	U	U	U	U	U	U	U	U	U	U	U	U
chlorobenzene	5*	0.5	U	U	U	U	U	U	U	U	U	U	U	U	U
chloroethane	5*	1	U	U	U	U	U	U	U	U	U	U	U	U	U
chloroform	7	0.3	U	U	U	U	U	U	U	U	U	U	U	U	U
chloromethane	5*	1	U	U	U	U	U	U	U	U	U	U	U	U	U
cis-1,2-dichloroethene	5*	1	U	U	U	U	U	U	U	U	U	U	U	U	U
dichlorodifluoromethane	5*	1	U	U	U	U	U	U	U	U	U	U	U	U	U
ethylbenzene	5*	1	U	U	U	U	U	U	U	U	U	U	U	U	U
isopropylbenzene	5*	1	U	U	U	U	U	U	U	U	U	U	U	U	U
methylene chloride	5*	1	U	U	U	U	U	U	U	U	U	U	0.24 F	U	U
methyl iodide	5*	0.5	U	U	U	U	U	U	U	U	U	U	U	U	U
n-propylbenzene	5*	1	U	U	U	U	U	U	U	U	U	U	U	U	U
m,p-xylene	5*	2	U	U	U	U	U	U	U	U	U	U	U	U	U
naphthalene	10	1	U	U	U	U	U	U	U	U	U	U	U	U	U
o-xylene	5*	1	U	U	U	U	U	U	U	U	U	U	U	U	U
p-isopropyltoluene	5*	1	U	U	U	U	U	U	U	U	U	U	U	U	U
sec-butylbenzene	5*	1	U	U	U	U	U	U	U	U	U	U	U	U	U
tetrachloroethene	5	1	U	U	U	U	U	U	U	U	U	U	U	U	U
tert-butylbenzene	5*	1	U	U	U	U	U	U	U	U	U	U	U	U	U
trichloroethene (TCE)	5*	1	U	U	U	U	U	U	U	U	U	U	U	U	U
toluene	5*	1	U	U	U	U	U	U	U	U	U	U	U	U	U
trichlorofluoromethane	5*	1	U	U	U	U	U	U	U	U	U	U	U	U	U
vinyl chloride	2	1	0.26 F	U	0.26 F	0.33 F	0.27 F	0.34 F	0.44 F	0.5 F	U	0.3 F	0.13 F	U	0.240 F
Total VOCs (µg/L)			**1.56**	**0**	**3.16**	**0.33**	**0.27**	**0.34**	**0.69**	**0.5**	**2.1**	**0.3**	**1.86**	**0**	**0.240**
Pesticides (µg/L)															
No pesticides reported.															
PCBs (µg/L)															
No PCBs reported.															

For notes, please refer to the end of the Table Section.

Table 2-2

Groundwater and Surface Water Sampling Results

Location of Well	NYSDEC Class GA Groundwater Standards	Reporting Limit	LF1P-3															
Date of Collection			12/8/2003	3/30/2004	6/28/2004	9/16/2004	12/15/2004	4/4/2005	6/22/2005	9/9/2005	12/22/2005	3/17/2006	9/13/2006		4/4/2007		9/27/2007	
Sample ID No.			LF1P0317AA	LF1P0303BA	LF1P0317CA	LF1P0317DA	LF1P0317EA	LF1P0317FA	LF1P0317GA	LF1P0317HA	LF1P0317IA	LF1P0317JA	LF1P0317LA		LF1P0317NA		LF1P0317OA	
Depth to Water (ft)			3.76	3.20	3.54	3.79	3.75	3.33	4.01	5.37	4.53	3.35	4.35		2.85		5.17	
Metals (µg/L) [Dissolved / Total][1]																		
aluminum	2,000	200	U	245	U	U	U	U	U	U	U	U	52.7 F	49.4 F	U	U	U	U
antimony	3	50	U	U	U	U	U	U	U	U	U	U	1.83 F	1.93 F	U	U	U	U
arsenic	25	30	U	U	U	U	U	U	U	U	U	U	U	U	U	U	U	U
barium	1,000	50	74	77.7	79.4	75.6	70.3	68.6	69.6	70.6	67.9	67.7	68.2 F	65.9 F	69	69	69	72
berylium	3	4	U	U	U	U	U	U	U	U	U	U	U	U	U	U	U	U
boron	1,000	110	86.9	NA	NA	NA	NA	83.3	NA	NA	NA	79.6	U	U	U	U	NA	NA
cadmium	5	5	U	U	U	U	U	U	U	U	U	U	U	U	U	U	U	2.8 F
calcium	--	1,100	103, 000	111,000	113,000	109,000	103,000	99,600	100,000	101,000	96,700	97,900	95,900	92,900	100,000	100,000	100,000	100,000
chromium	50	10	U	U	U	U	U	U	U	U	U	U	U	1.78 F	3.9 F	2.4 F	3.3 F	3.2 F
cobalt	--	60	U	U	U	U	U	U	U	U	U	U	U	U	U	U	U	U
copper	200	10	U	U	3.9 F	2.8 F	1.6 F	2 F	U	U	U	U	U	U	U	U	U	U
iron	300	200	44.5 F	208	80.4 F	43.5 F	26.7 F	34.7 F	39.9	26.1 F	23.1 F	27 F	22.3 F	26.2 F	26 F	41 F	3.1 F	3.3 F
lead	25	25	U	U	U	U	U	U	U	18,400	U	U	U	U	U	U	U	U
magnesium	35,000	1,000	19,700	20,900	21,000	21,800	19,700	19,000	18,200	18,400	17,900	17,700	17,600	17,000	18,000	18,000	18,000	18,000
manganese	300	10	89.2	87.1	100	100	91.7	U	84.9	88.4	79.1	79.7	79	73.2	74	77	79	82
molybdenum	--	15	U	U	U	U	U	U	U	U	U	U	U	U	U	U	U	U
nickel	100	20	U	U	U	U	U	U	1.5 F	1.9 F	U	U	U	U	U	1.5 F	U	U
potassium	--	1,000	3,030	2,920	3,080	3,110	2,940	2,830	2,770	2,660	2,640	2,430	2,460	2,380	2,700	2,600	2,700	2,800
selenium	10	30	U	U	U	U	U	U	U	U	U	U	U	U	U	U	U	U
silver	50	10	U	U	U	U	U	U	U	U	U	U	U	U	U	U	U	U
sodium	20,000	1,000	16,100	15,900	16,100	15,800	14,800	13,900	14,300	14,900	16,100	16,100	15,400	14,800	16,000	16,000	16,000	16,000
thallium	0.5	80	U	U	U	U	U	U	U	U	U	U	U	U	U	U	U	U
vanadium	--	10	U	U	U	U	U	U	U	U	U	U	U	U	U	U	U	U
zinc	2,000	20	U	11.3 F	U	U	U	U	U	U	4 F	U	26.4 B	47.6 B	U	U	U	U
Leachate Indicators (mg/L)																		
alkalinity, Total	--	10	338	335	301	347	347	354	471	347	334	342	350		340		330	
ammonia	2	0.2	0.29	0.27	0.32	0.35	0.34	0.36	6	0.41	0.3	0.3 B	0.36		0.41		0.40	
BOD5	--	2.4	U	2.4	U	U	U	U	U	U	U	2.3	4.9		U		2.2	
bromide	2	0.5	U	U	U	U	U	U	U	U	0.23 F	0.52	0.085 F		0.089 F		0.10	
COD	--	5	U	U	U	U	U	U	50.1	12	13.9 B	U	5 F		8.3 F		U	
chloride	250	1	10.8	10.5	12	11.9	10.8	12.2	12.1	11.6	12.2	11.4	11		11		10	
color	15	5	2.5	NA	NA	NA	NA	5	NA	NA	NA	U	NA		NA		NA	
cyanide, Total	200	0.02	0.085 J	NA	NA	NA	NA	U	NA	NA	NA	U	NA		NA		NA	
hardness, Total	--	1	770	320	324	350	352	328	332	582	340 B	222	330		360		260	
nitrate	10	1	U	U	U	U	U	U	U	U	U	U	0.023 F		0.038 F		0.020 F	
TKN	1	1	0.39	0.31	0.36	0.35 B	0.4	0.4	**6.4**	0.77	0.73	**4**	0.3 F		0.38		0.52	
sulfate	250	1	22.3	19.9	24.7	18.2	16.8	17.8	14.1	11.9	11.4	10.3	8.8		8.2 B		8.3	
TDS	500	10	385	384	371	378	400	384	385	386	351	366	370		360		380	
TOC	--	1	U	0.8 F	U	U	U	0.72 F	0.53 F	0.95 F	U	U	U		U		1.3	
phenolics, Total	--	0.005	0.011	U	U	U	U	0.0050 F	U	U	U	U	NA		NA		NA	

For notes, please refer to the end of the Table Section.

Table 2-2

Groundwater and Surface Water Sampling Results

Location of Well	NYSDEC Class GA Groundwater Standards	Reporting Limit	LF1P-3										
Date of Collection			**4/2/2008**	**9/18/2008**	**4/21/2009**	**3/31/2010**	**6/15/2011**						
Sample ID No.			**LF1P0317PA**	**LF1P0317QA**	**LF1P0317RA**	**LF1P0317SA**	**LF1P0317TA**						
Depth to Water (ft)			**2.68**	**4.67**	**3.13**	**3.78**	**2.65**						
VOCs (µg/L)													
1,1,1-trichloroethane	5*	1	U	U	U	U	NA						
1,1-dichloroethane	5*	1	U	U	U	U	NA						
1,2,3-trichlorobenzene	5	1	U	U	U	U	NA						
1,2,4-trimethylbenzene	5*	1	U	U	U	U	NA						
1,2-dichloroethane	0.6	1	U	U	U	U	NA						
1,2-dichlorobenzene	3	1	U	U	U	U	NA						
1,2-dibromo-3-chloropropane	0.04	2	U	U	U	U	NA						
1,3,5-trimethylbenzene	5*	1	U	U	U	U	NA						
1,3-dichlorobenzene	3	1	U	U	U	U	NA						
1,4-dichlorobenzene	3	0.5	U	U	U	U	NA						
acetone	50	10	U	U	U	U	NA						
benzene	1	0.1	U	U	U	U	NA						
bromodichloromethane	50	0.5	U	U	U	U	NA						
bromoform	50	1	U	U	U	U	NA						
carbon disulfide	1,000	0.5	U	U	U	U	NA						
chlorobenzene	5*	0.5	U	U	U	U	NA						
chloroethane	5*	1	U	U	U	U	NA						
chloroform	7	0.3	U	U	U	U	NA						
chloromethane	5*	1	U	U	U	U	NA						
cis-1,2-dichloroethene	5*	1	U	U	U	U	NA						
dichlorodifluoromethane	5*	1	U	U	U	U	NA						
ethylbenzene	5*	1	U	U	U	U	NA						
isopropylbenzene	5*	1	U	U	U	U	NA						
methylene chloride	5*	1	U	U	U	U	NA						
methyl iodide	5*	0.5	U	U	U	U	NA						
n-propylbenzene	5*	1	U	U	U	U	NA						
m,p-xylene	5*	2	U	U	U	U	NA						
naphthalene	10	1	U	U	U	U	NA						
o-xylene	5*	1	U	U	U	U	NA						
p-isopropyltoluene	5*	1	U	U	U	U	NA						
sec-butylbenzene	5*	1	U	U	U	U	NA						
tetrachloroethene	5	1	U	U	U	U	NA						
tert-butylbenzene	5*	1	U	U	U	U	NA						
trichloroethene (TCE)	5*	1	U	U	U	U	NA						
toluene	5*	1	U	U	U	U	NA						
trichlorofluoromethane	5*	1	U	U	U	U	NA						
vinyl chloride	2	1	U	U	U	U	NA						
Total VOCs (µg/L)			**0**	**0**	**0**	**0**	NA						
Pesticides (µg/L)													
No pesticides reported.													
PCBs (µg/L)													
No PCBs reported.													

For notes, please refer to the end of the Table Section.

Table 2-2

Groundwater and Surface Water Sampling Results

Location of Well	NYSDEC Class GA Groundwater Standards	Reporting Limit	LF1P-3																	
Date of Collection			**4/2/2008**		**9/18/2008**	**4/21/2009**	**3/31/2010**	**6/15/2011**												
Sample ID No.			**LF1P0317PA**		**LF1P0317QA**	**LF1P0317RA**	**LF1P0317SA**	**LF1P0317TA**												
Depth to Water (ft)			**2.68**		**4.67**	**3.13**	**3.78**	**2.65**												
Metals (µg/L) [Dissolved / Total][1]																				
aluminum	2,000	200	U	U	U	U	43 F	NA												
antimony	3	50	U	U	U	U	U	NA												
arsenic	25	30	U	U	U	U	U	NA												
barium	1,000	50	67	67	70	72	77	NA												
berylium	3	4	U	U	U	U	U	NA												
boron	1,000	110	82	84	NA	NA	NA	NA												
cadmium	5	5	U	U	U	U	U	NA												
calcium	--	1,100	97,000	99,000	100,000	100,000	110,000 B	NA												
chromium	50	10	U	2.5 F	1.9 F	3.1 F	U	NA												
cobalt	--	60	U	U	U	U	U	NA												
copper	200	10	U	U	U	U	U	NA												
iron	300	200	18 F	36 F	29 F	60 F	72 F	NA												
lead	25	25	U	U	U	U	U	NA												
magnesium	35,000	1,000	18,000	18,000	18,000	19,000	19,000 B	NA												
manganese	300	10	81	81	79	160	93	NA												
molybdenum	--	15	U	U	U	U	U	NA												
nickel	100	20	U	U	U	4.8 F	U	NA												
potassium	--	1,000	2,500	2,500	2,600	2,500	2,900 B	NA												
selenium	10	30	U	U	U	U	U	NA												
silver	50	10	U	U	U	U	U	NA												
sodium	20,000	1,000	17,000	17,000	16,000	17,000	16,000 B	NA												
thallium	0.5	80	U	U	U	U	U	NA												
vanadium	--	10	U	U	U	U	U	NA												
zinc	2,000	20	10 F	13 F	13 F	U	6.3 BF	NA												
Leachate Indicators (mg/L)																				
alkalinity, Total	--	10	350		350	340	360 B	240												
ammonia	2	0.2	0.38		0.42	0.42	0.36 B	0.57												
BOD5	--	2.4	U		U	U	U	3.4												
bromide	2	0.5	0.092 F		0.10	0.12	0.093 F	0.12 F												
COD	--	5	8.5 F		U	8.2 F	U	U												
chloride	250	1	11		9.5	10.0	9.1 B	10.0												
color	15	5	U		NA	U	U	U												
cyanide, Total	200	0.02	NA		NA	NA	NA	U												
hardness, Total	--	1	320		330	320	340 B	290												
nitrate	10	1	0.041 F		U	U	U	U												
TKN	1	1	0.33		0.55	0.39	0.75	0.68 F												
sulfate	250	1	9.4		8.1	7.2	4.5 B	2.7 J												
TDS	500	10	**510**		380	380	370	360												
TOC	--	1	U		U	0.60 F	U	0.44 F												
phenolics, Total	--	0.005	NA		NA	NA	NA	NA												

For notes, please refer to the end of the Table Section.

Table 2-2

Groundwater and Surface Water Sampling Results

Location of Well	NYSDEC Class GA Groundwater Standards	Reporting Limit	LF1P-5												
Date of Collection			**12/5/2003**	**3/30/2004**	**6/28/2004**	**9/16/2004**	**12/14/2004**	**4/1/2005**	**6/22/2005**	**9/9/2005**	**12/21/2005**	**3/17/2006**	**9/15/2006**	**4/4/2007**	**9/27/2007**
Sample ID No.			**LF1P0525AA**	**LF1P0525BA**	**LF1P0525CA**	**LF1P0525DA**	**LF1P0525EA**	**LF1P0525FA**	**LF1P0525GA**	**LF1P0525HA**	**LF1P0525IA**	**LF1P0525JA**	**LF1P0525LA**	**LF1P0525NA**	**LF1P0525OA**
Depth to Water (ft)			**4.20**	**3.57**	**4.91**	**4.39**	**4.05**	**4.02**	**5.93**	**6.98**	**5.03**	**4.37**	**5.16**	**3.53**	**6.38**
VOCs (µg/L)															
1,1,1-trichloroethane	5*	1	U	U	U	U	U	U	U	U	U	U	U	U	U
1,1-dichloroethane	5*	1	U	U	U	U	U	U	U	U	U	U	U	U	U
1,2,3-trichlorobenzene	5	1	U	U	U	U	U	U	U	U	U	U	U	U	U
1,2,4-trimethylbenzene	5*	1	U	U	U	U	U	U	U	U	U	U	U	U	U
1,2-dichloroethane	0.6	1	U	U	U	U	U	U	U	U	U	U	U	U	U
1,2-dichlorobenzene	3	1	U	U	U	U	U	U	U	U	U	U	U	U	U
1,2-dibromo-3-chloropropane	0.04	2	U	U	U	U	U	U	U	U	U	U	U	U	U
1,3,5-trimethylbenzene	5*	1	U	U	U	U	U	U	U	U	U	U	U	U	U
1,3-dichlorobenzene	3	1	U	U	U	U	U	U	U	U	U	U	U	U	U
1,4-dichlorobenzene	3	0.5	U	U	U	U	U	U	U	U	U	U	U	U	U
acetone	50	10	U	U	U	U	U	U	U	U	U	U	U	U	U
benzene	1	0.1	U	U	U	U	U	U	U	U	U	U	U	U	U
bromodichloromethane	50	0.5	U	U	U	U	U	U	U	U	U	U	U	U	U
bromoform	50	1	U	U	U	U	U	U	U	U	U	U	U	U	U
carbon disulfide	1,000	0.5	U	U	U	U	U	U	U	U	U	U	U	U	U
chlorobenzene	5*	0.5	U	U	U	U	U	U	U	U	U	U	U	U	U
chloroethane	5*	1	U	U	U	U	U	U	U	U	U	U	U	U	U
chloroform	7	0.3	U	U	U	U	U	U	U	U	U	U	U	U	U
chloromethane	5*	1	U	U	U	U	U	U	U	U	U	U	U	U	U
cis-1,2-dichloroethene	5*	1	U	U	U	U	U	U	U	U	U	U	U	U	U
dichlorodifluoromethane	5*	1	U	U	U	U	U	U	U	U	U	U	U	U	U
ethylbenzene	5*	1	U	U	U	U	U	U	U	U	U	U	U	U	U
isopropylbenzene	5*	1	U	U	U	U	U	U	U	U	U	U	U	U	U
methylene chloride	5*	1	U	U	U	U	U	U	U	U	U	U	U	U	U
methyl iodide	5*	0.5	U	U	U	U	U	U	U	U	U	U	U	U	U
n-propylbenzene	5*	1	U	U	U	U	U	U	U	U	U	U	U	U	U
m,p-xylene	5*	2	U	U	U	U	U	U	U	U	U	U	U	U	U
naphthalene	10	1	U	U	U	U	U	U	U	U	U	U	U	U	U
o-xylene	5*	1	U	U	U	U	U	U	U	U	U	U	U	U	U
p-isopropyltoluene	5*	1	U	U	U	U	U	U	U	U	U	U	U	U	U
sec-butylbenzene	5*	1	U	U	U	U	U	U	U	U	U	U	U	U	U
tetrachloroethene	5	1	U	U	U	U	U	U	U	U	U	U	U	U	U
tert-butylbenzene	5*	1	U	U	U	U	U	U	U	U	U	U	U	U	U
trichloroethene (TCE)	5*	1	U	U	U	U	U	U	U	U	U	U	U	U	U
toluene	5*	1	U	U	U	U	U	U	U	U	U	U	U	U	U
trichlorofluoromethane	5*	1	U	U	U	U	U	U	U	U	U	U	U	U	U
vinyl chloride	2	1	U	U	U	U	U	U	U	U	U	U	U	U	U
Total VOCs (µg/L)			**0**	**0**	**0**	**0**	**0**	**0**	**0**	**0**	**0**	**0**	**0**	**0**	**0**
Pesticides (µg/L)															
No pesticides reported.															
PCBs (µg/L)															
No PCBs reported.															

For notes, please refer to the end of the Table Section.

Table 2-2

Groundwater and Surface Water Sampling Results

Location of Well	NYSDEC Class GA Groundwater Standards	Reporting Limit	LF1P-5															
Date of Collection			**12/5/2003**	**3/30/2004**	**6/28/2004**	**9/16/2004**	**12/14/2004**	**4/1/2005**	**6/22/2005**	**9/9/2005**	**12/21/2005**	**3/17/2006**	**9/15/2006**		**4/4/2007**		**9/27/2007**	
Sample ID No.			**LF1P0525AA**	**LF1P0525BA**	**LF1P0525CA**	**LF1P0525DA**	**LF1P0525EA**	**LF1P0525FA**	**LF1P0525GA**	**LF1P0525HA**	**LF1P0525IA**	**LF1P0525JA**	**LF1P0525LA**		**LF1P0525NA**		**LF1P0525OA**	
Depth to Water (ft)			**4.20**	**3.57**	**4.91**	**4.39**	**4.05**	**4.02**	**5.93**	**6.98**	**5.03**	**4.37**	**5.16**		**3.53**		**6.38**	
Metals (µg/L) [Dissolved / Total][1]																		
aluminum	2,000	200	U	U	U	U	U	U	U	U	U	U	57.9 F	U	U	U	U	U
antimony	3	50	U	U	U	U	U	U	U	U	U	U	U	1.54 F	U	U	U	U
arsenic	25	30	U	U	U	U	U	U	U	U	U	U	U	U	U	U	U	U
barium	1,000	50	40.4 F	43.9 F	64.9	43.6 F	30.4 F	34.3 F	66.9	67.3	37.5 F	37.4 F	59.3	59.5	33 F	31 F	63	62
berylium	3	4	0.3 F	U	U	U	U	U	U	U	U	U	U	U	U	U	2.4 F	U
boron	1,000	110	12.2	NA	NA	NA	NA	21.7	NA	NA	NA	14.4	U	U	U	U	NA	NA
cadmium	5	5	U	U	U	U	U	U	U	U	U	U	U	U	U	U	2.1 F	U
calcium	--	1,100	94,900	122,000	131,000	101,000	63,600	74,800	120,000	122,000	89,900	107,000	105,000	106,000	87,000	82,000	110,000	110,000
chromium	50	10	U	U	U	U	U	U	U	U	U	U	U	U	2.2 F	U	4.7 F	1.6 F
cobalt	--	60	U	U	U	U	U	1.5 F	U	U	U	U	U	U	U	U	U	U
copper	200	10	U	U	2 F	U	U	U	U	U	U	U	U	U	U	U	2.1 F	U
iron	300	200	**12,800**	**2,950**	**11,000**	**15,000**	**6,830**	**1,160**	**7,760**	**7,420**	**4,140**	**4,740**	**9,160**	**9,240**	**5,300 J**	**4,000 J**	**9,300**	**8,900**
lead	25	25	U	U	U	U	U	U	U	U	U	U	U	U	U	U	U	U
magnesium	35,000	1,000	12,600 B	16,800	17,900	13,900	7,790	9,300	16,300	16,700	12,200	14,500	14,500	14,600	12,000	11,000	15,000	15,000
manganese	300	10	**685**	**734**	**751**	**710**	**407**	**782**	**609**	**669**	**606**	**724**	**572**	**573**	**390 J**	**310 J**	**670**	**630**
molybdenum	--	15	U	U	U	U	U	U	U	U	U	U	U	U	U	U	U	U
nickel	100	20	U	U	U	U	U	U	U	U	U	U	U	U	U	U	2.4 F	U
potassium	--	1,000	1,440 B	1,560	1,730	1,490	1,080	1,280	1,720	1,710	1,370	1,300	1,460	1,420	1,300	1,200	1,800	1,600
selenium	10	30	U	U	U	U	U	U	U	U	U	U	U	U	U	U	U	U
silver	50	10	U	U	U	U	U	U	U	U	U	U	U	U	U	U	U	U
sodium	20,000	1,000	12,700 B	16,800	18,400	12,900	10,700	13,200	17,100	17,300	12,400	13,400	14,500	14,700	12,000	12,000	15,000	15,000
thallium	0.5	80	U	U	U	U	U	U	U	U	U	U	U	U	U	U	U	U
vanadium	--	10	U	U	U	U	U	U	U	U	U	U	U	U	U	U	2.3 F	U
zinc	2,000	20	42 B	U	U	U	U	3.1 F	U	U	5.3	U	25.7 B	15.4	U	U	5.0 F	U
Leachate Indicators (mg/L)																		
alkalinity, Total	--	10	316 B	365	354	304	262	249	407	394	289	348	350		270		350	
ammonia	2	0.2	0.64	0.45	0.55	0.66	0.54	0.16	0.44	0.58	0.61 B	0.56 B	0.7		0.28		0.71	
BOD5	--	2.4	5.9	5	2.6	3.6	U	U	2.5	5.7	U	U	9.8		U		4.5	
bromide	2	0.5	U	0.19 F	U	U	0.2 F	U	U	U	0.4 F	0.3 F	0.11 F		0.070 F		0.11	
COD	--	5	U	U	U	10.9	U	U	U	19.1	20.7	U	11		13 B		4.1 F	
chloride	250	1	11.2	13.2	16.6	11.1	9.1	11.1	15	14.8	10.9	11.3	11		9.5		11	
color	15	5	**100**	NA	NA	NA	NA	**35**	NA	NA	NA	**160**	NA		NA		NA	
cyanide, Total	200	0.02	U	NA	NA	NA	NA	U	NA	NA	NA	0.017 F	NA		NA		NA	
hardness, Total	--	1	340 B	328	376	310	200	228	364	680	300	228	340		260		310	
nitrate	10	1	U	U	U	U	0.04 F	U	U	U	0.07 F	U	0.014 F		U		0.020 F	
TKN	1	1	1	0.71	0.65	0.98 B	0.63 B	0.26	0.9	**1.2**	**2.7**	**2.2**	0.69		0.34		0.7	
sulfate	250	1	U	U	U	U	2	3.2	U	U	0.41 F	U	U		1.9 B		U	
TDS	500	10	320 B	382	423	323	284	259	413	430	295	331	390		280		380	
TOC	--	1	1.9	1.8	U	1.7	2.1	U	1.7	1.8	1.1	1.4	1.5		1.5		2.7	
phenolics, Total	--	0.005	U	U	U	U	U	U	U	U	U	U	NA		NA		NA	

For notes, please refer to the end of the Table Section.

Table 2-2

Groundwater and Surface Water Sampling Results

Location of Well	NYSDEC Class GA Groundwater Standards	Reporting Limit	LF1P-5										
Date of Collection			**4/2/2008**	**9/18/2008**	**4/20/2009**	**3/31/2010**	**6/16/2011**						
Sample ID No.			**LF1P0525PA**	**LF1P0525QA**	**LF1P0525RA**	**LF1P0525SA**	**LF1P0525TA**						
Depth to Water (ft)			**3.45**	**6.17**	**4.28**	**3.90**	**4.84**						
VOCs (µg/L)													
1,1,1-trichloroethane	5*	1	U	U	U	U	NA						
1,1-dichloroethane	5*	1	U	U	U	U	NA						
1,2,3-trichlorobenzene	5	1	U	U	U	U	NA						
1,2,4-trimethylbenzene	5*	1	U	U	U	U	NA						
1,2-dichloroethane	0.6	1	U	U	U	U	NA						
1,2-dichlorobenzene	3	1	U	U	U	U	NA						
1,2-dibromo-3-chloropropane	0.04	2	U	U	U	U	NA						
1,3,5-trimethylbenzene	5*	1	U	U	U	U	NA						
1,3-dichlorobenzene	3	1	U	U	U	U	NA						
1,4-dichlorobenzene	3	0.5	U	U	U	U	NA						
acetone	50	10	U	U	U	U	NA						
benzene	1	0.1	U	U	U	U	NA						
bromodichloromethane	50	0.5	U	U	U	U	NA						
bromoform	50	1	U	U	U	U	NA						
carbon disulfide	1,000	0.5	U	U	U	U	NA						
chlorobenzene	5*	0.5	U	U	U	U	NA						
chloroethane	5*	1	U	U	U	U	NA						
chloroform	7	0.3	U	U	U	U	NA						
chloromethane	5*	1	U	U	U	U	NA						
cis-1,2-dichloroethene	5*	1	U	U	U	U	NA						
dichlorodifluoromethane	5*	1	U	U	U	U	NA						
ethylbenzene	5*	1	U	U	U	U	NA						
isopropylbenzene	5*	1	U	U	U	U	NA						
methylene chloride	5*	1	U	U	U	U	NA						
methyl iodide	5*	0.5	U	U	U	U	NA						
n-propylbenzene	5*	1	U	U	U	U	NA						
m,p-xylene	5*	2	U	U	U	U	NA						
naphthalene	10	1	U	U	U	U	NA						
o-xylene	5*	1	U	U	U	U	NA						
p-isopropyltoluene	5*	1	U	U	U	U	NA						
sec-butylbenzene	5*	1	U	U	U	U	NA						
tetrachloroethene	5	1	U	U	U	U	NA						
tert-butylbenzene	5*	1	U	U	U	U	NA						
trichloroethene (TCE)	5*	1	U	U	U	U	NA						
toluene	5*	1	U	U	U	U	NA						
trichlorofluoromethane	5*	1	U	U	U	U	NA						
vinyl chloride	2	1	U	U	U	U	NA						
Total VOCs (µg/L)			**0**	**0**	**0**	**0**	NA						
Pesticides (µg/L)													
No pesticides reported.													
PCBs (µg/L)													
No PCBs reported.													

For notes, please refer to the end of the Table Section.

Table 2-2

Groundwater and Surface Water Sampling Results

Location of Well	NYSDEC Class GA Groundwater Standards	Reporting Limit	LF1P-5															
Date of Collection			**4/2/2008**		**9/18/2008**	**4/20/2009**	**3/31/2010**	**6/16/2011**										
Sample ID No.			**LF1P0525PA**		**LF1P0525QA**	**LF1P0525RA**	**LF1P0525SA**	**LF1P0525TA**										
Depth to Water (ft)			**3.45**		**6.17**	**4.28**	**3.90**	**4.84**										
Metals (µg/L) [Dissolved / Total][1]																		
aluminum	2,000	200	U	U	U	U	U	NA										
antimony	3	50	U	U	U	U	U	NA										
arsenic	25	30	U	U	U	U	U	NA										
barium	1,000	50	34 F	33 F	63	41 F	33 F	NA										
berylium	3	4	U	U	U	U	U	NA										
boron	1,000	110	17	18	NA	NA	NA	NA										
cadmium	5	5	U	U	U	U	U	NA										
calcium	--	1,100	93,000	91,000	120,000	100,000	94,000 B	NA										
chromium	50	10	U	U	1.5 F	U	U	NA										
cobalt	--	60	U	U	U	U	U	NA										
copper	200	10	U	U	U	U	U	NA										
iron	300	200	**5,800**	**6,100**	**9,100**	**3,400**	**1,900**	NA										
lead	25	25	U	U	U	U	U	NA										
magnesium	35,000	1,000	13,000	12,000	16,000	15,000	13,000 B	NA										
manganese	300	10	**370**	**380**	**630**	290	200	NA										
molybdenum	--	15	U	U	U	U	U	NA										
nickel	100	20	U	U	U	U	U	NA										
potassium	--	1,000	1,200	1,200	1,700	1,400	1,200 B	NA										
selenium	10	30	U	U	U	U	U	NA										
silver	50	10	U	U	U	U	U	NA										
sodium	20,000	1,000	12,000	11,000	15,000	13,000	13,000 B	NA										
thallium	0.5	80	U	U	U	U	U	NA										
vanadium	--	10	U	U	U	U	U	NA										
zinc	2,000	20	12 F	10 F	16 F	U	6.5 BF	NA										
Leachate Indicators (mg/L)																		
alkalinity, Total	--	10	310		370	330	290 B	350										
ammonia	2	0.2	0.42		0.71	0.29	0.13 B	0.40										
BOD5	--	2.4	U		3.9	U	U	3.1										
bromide	2	0.5	0.093 F		0.12	0.11	0.087 F	0.11 F										
COD	--	5	6.3 F		U	6.0 F	U	5.0 F										
chloride	250	1	9.3		11	9.9	8.8 B	8.4										
color	15	5	15		NA	U	U	25										
cyanide, Total	200	0.02	NA		NA	NA	NA	NA										
hardness, Total	--	1	290		370	320	290 B	280										
nitrate	10	1	0.18		U	0.21 F	0.27 BF	0.12 F										
TKN	1	1	0.41		0.83	0.35	0.38	0.60 F										
sulfate	250	1	0.53 F		U	U	0.50 BF	0.41 F										
TDS	500	10	270		390	280	300	320										
TOC	--	1	1.5		1.3	1.10	1.4	1.9										
phenolics, Total	--	0.005	NA		NA	NA	NA	NA										

For notes, please refer to the end of the Table Section.

Table 2-2

Groundwater and Surface Water Sampling Results

Location of Well	NYSDEC Class GA Groundwater Standards	Reporting Limit	MWSAR03												
Date of Collection			12/8/2003	3/30/2004	6/28/2004	9/17/2004	12/15/2004	4/4/2005	6/23/2005	9/8/2005	12/22/2005	3/16/2006	6/19/2006	9/15/2006	12/18/2006
Sample ID No.			MWSAR0324AA	MWSAR0324BA	MWSAR0324CA	MWSAR0324DA	MWSAR0324EA	MWSAR0324FA	MWSAR0321GA	MWSAR0324HA	MWSAR0324IA	MWSAR0324JA	MWSAR0321KA	MWSAR0321LA	MWSAR0321MA
Depth to Water (ft)			**18.45**	**16.65**	**19.07**	**19.19**	**17.71**	**16.65**	**20.59**	**22.61**	**20.45**	**17.61**	**20.75**	**20.83**	**18.30**
VOCs (µg/L)															
1,1,1-trichloroethane	5*	1	U	U	U	U	U	U	U	U	U	U	U	U	U
1,1-dichloroethane	5*	1	U	U	U	U	U	U	U	U	U	U	U	U	U
1,2,3-trichlorobenzene	5	1	U	U	U	U	U	U	U	U	U	U	U	U	U
1,2,4-trimethylbenzene	5*	1	U	U	U	U	U	U	U	U	U	U	U	U	U
1,2-dichloroethane	0.6	1	U	U	U	U	U	U	U	U	U	U	U	U	U
1,2-dichlorobenzene	3	1	U	U	U	U	U	U	U	U	U	U	U	U	U
1,2-dibromo-3-chloropropane	0.04	2	U	U	U	U	U	U	U	U	U	U	U	U	UJ
1,3,5-trimethylbenzene	5*	1	U	U	U	U	U	U	U	U	U	U	U	U	U
1,3-dichlorobenzene	3	1	U	U	U	U	U	U	U	U	U	U	U	U	U
1,4-dichlorobenzene	3	0.5	0.46 F	0.25 F	1.4	1.2	U	0.3 F	0.95	2.6	2.2	U	1.7	2.06	0.590
acetone	50	10	1.3 F	U	1.4 F	U	U	U	1.6 F	U	4.8 F	U	U	1.46 F	U
benzene	1	0.1	U	U	0.35 F	0.51	U	U	0.41 F	0.48 F	0.37 F	U	0.59	0.62	0.380 F
bromodichloromethane	50	0.5	U	U	U	U	U	U	U	U	U	U	U	U	U
bromoform	50	1	U	U	U	U	U	U	U	U	U	U	U	U	U
carbon disulfide	1,000	0.5	U	U	U	U	U	U	U	U	U	U	U	U	U
chlorobenzene	5*	0.5	U	U	U	U	U	U	U	U	U	U	U	0.19 F	0.210 F
chloroethane	5*	1	U	U	U	U	U	U	U	U	U	U	U	U	U
chloroform	7	0.3	U	U	U	U	U	U	U	U	U	U	U	U	U
chloromethane	5*	1	U	U	U	U	U	U	U	U	U	U	U	U	U
cis-1,2-dichloroethene	5*	1	U	U	U	U	U	U	U	U	U	U	U	0.15 F	0.140 F
dichlorodifluoromethane	5*	1	U	U	U	0.34 F	U	U	0.43 F	U	U	U	0.2 F	U	U
ethylbenzene	5*	1	U	U	U	U	U	U	U	U	U	U	U	U	U
isopropylbenzene	5*	1	U	U	U	U	U	U	U	U	U	U	U	U	U
methylene chloride	5*	1	U	U	U	U	U	U	U	U	U	U	U	U	U
methyl iodide	5*	0.5	U	U	U	U	U	U	U	U	U	U	U	U	U
n-propylbenzene	5*	1	U	U	U	U	U	U	U	U	U	U	U	U	U
m,p-xylene	5*	2	U	U	U	U	U	U	U	U	U	U	U	U	U
naphthalene	10	1	U	U	U	U	U	U	U	U	U	U	U	U	U
o-xylene	5*	1	U	U	U	U	U	U	U	U	U	U	U	U	U
p-isopropyltoluene	5*	1	U	U	U	U	U	U	U	U	U	U	U	U	U
sec-butylbenzene	5*	1	U	U	U	U	U	U	U	U	U	U	U	U	U
tetrachloroethene	5	1	U	U	U	U	U	U	U	U	U	U	U	U	U
tert-butylbenzene	5*	1	U	U	U	U	U	U	U	U	U	U	U	U	U
trichloroethene (TCE)	5*	1	U	U	U	U	0.25 F	U	U	U	U	U	U	U	0.110 F
toluene	5*	1	U	U	U	U	U	U	U	U	U	U	U	U	U
trichlorofluoromethane	5*	1	U	U	U	U	U	U	U	U	U	U	U	U	U
vinyl chloride	2	1	0.46 F	U	0.73 F	**2.2**	U	0.26 F	**4.5**	0.47 F	0.48 F	U	1	1.48	U
Total VOCs (µg/L)			**2.22**	**0.25**	**3.88**	**4.25**	**0.25**	**0.56**	**7.89**	**3.55**	**7.85**	**0**	**3.49**	**5.96**	**1.43**
Pesticides (µg/L)															
No pesticides reported.															
PCBs (µg/L)															
No PCBs reported.															

For notes, please refer to the end of the Table Section.

Table 2-2

Groundwater and Surface Water Sampling Results

Location of Well	NYSDEC Class GA Groundwater Standards	Reporting Limit	MWSAR03															
Date of Collection			12/8/2003	3/30/2004	6/28/2004	9/17/2004	12/15/2004	4/4/2005	6/23/2005	9/8/2005	12/22/2005	3/16/2006	6/19/2006		9/15/2006		12/18/2006	
Sample ID No.			MWSAR0324AA	MWSAR0324BA	MWSAR0324CA	MWSAR0324DA	MWSAR0324EA	MWSAR0324FA	MWSAR0321GA	MWSAR0324HA	MWSAR0324IA	MWSAR0324JA	MWSAR0321KA		MWSAR0321LA		MWSAR0321MA	
Depth to Water (ft)			18.45	16.65	19.07	19.19	17.71	16.65	20.59	22.61	20.45	17.61	20.75		20.83		18.30	
Metals (µg/L) [Dissolved / Total][1]																		
aluminum	2,000	200	U	45.2 F	U	U	U	U	**3,890**	557	393	U	25.8 F	**2,810**	56.5 F	487	U	U
antimony	3	50	U	U	U	U	U	U	U	U	U	U	U	U	U	U	U	U
arsenic	25	30	U	8.9 F	U	15.1 F	U	U	**41.4**	20.8 F	14.2 F	U	U	31.8	22.3 F	17.5 F	4.7 F	4.3 F
barium	1,000	50	22.8 F	44.4 F	25.9 F	39.8 F	26.2 F	34 F	64.5	65	51	22.7 F	29.9 F	60.2	30 F	46.1	16 F	22 F
berylium	3	4	U	U	U	U	U	U	0.3 F	U	U	U	U	U	NA	NA	NA	NA
boron	1,000	110	47.6	NA	NA	NA	NA	25.4	NA	NA	NA	34.2	30.2	29.3	NA	NA	NA	NA
cadmium	5	5	U	U	**17.6**	U	U	U	1.3 F	U	1.6 F	U	U	U	0.58 F	U	U	U
calcium	--	1,100	60,200	90,200	30,700	27,000	120,000	99,800	32,800	25,500	28,400	97,000	21,700	24,600	18,700	17,100	57,000	57,000
chromium	50	10	U	U	U	U	U	U	5.1 F	U	1.3 F	0.8 F	U	2.4 F	U	U	U	U
cobalt	--	60	U	U	U	U	U	U	2.6 F	1.2 F	1.2 F	U	U	1.4 F	U	U	U	U
copper	200	10	U	U	U	6.8 F	2.2 F	2.2 F	8.2 F	1.6 F	U	U	U	3.3 F	U	U	2.5 F	U
iron	300	200	**9,310**	**26,900**	**27,600**	**47,700**	**3,220**	**13,000**	**76,400**	**65,600**	**76,800**	**9,870**	**35,100**	**88,400**	**60,900**	**55,300**	**17,000**	**17,000**
lead	25	25	U	U	U	U	U	U	2.5 F	U	U	U	U	U	U	U	U	U
magnesium	35,000	1,000	7,370	7,900	2,550	2,300	13,700	9,200	4,260	2,670	3,140	10,800	1,980	2,940	1,690	1,660	5,900	5,700
manganese	300	10	**1,550**	**1,560**	**4,390**	**4,520**	**655**	**2,170**	**5,050**	**11,600**	**10,900**	**1,560**	**8,660**	**9,530**	**6,510**	**6,080**	**1,900**	**1,900**
molybdenum	--	15	U	U	U	U	U	U	U	U	U	U	3.7 F	7.9 F	U	U	U	U
nickel	100	20	U	U	U	2.9 F	U	U	5 F	1.7 F	2.4 F	U	U	4 F	U	U	1.8 F	1.4 F
potassium	--	1,000	2,090	2,120	1,480	1,640	2,610	2,130	3,260	1,700 B	1,780	1,930	1,480	2,570	1,460	1,500	1,900	1,900
selenium	10	30	U	7 F	U	U	U	U	U	U	U	U	U	7.2 F	U	U	U	3.0 F
silver	50	10	U	U	U	U	U	U	U	U	1.1 F	U	U	U	U	U	U	U
sodium	20,000	1,000	5,570	3,160	5,270	4,720	1,880	3,240	6,830	4,110	5,180	3,760	4,690	5,140	3,700	3,390	3,800	3,800
thallium	0.5	80	U	U	U	U	U	U	U	U	U	U	U	U	U	U	U	U
vanadium	--	10	U	U	U	U	U	U	7.4 F	1.1 F	0.9 F	U	U	5.6 F	0.93 F	2.09 F	U	5.3 F
zinc	2,000	20	U	U	U	U	U	U	14.3 F	4.4 F	8.6 F	3.1 F	U	10.7 F	46.6 B	37.1 B	6.5 F	U
Leachate Indicators (mg/L)																		
alkalinity, Total	--	10	165	206	102	77.3	424	308	111	209	148 B	273	74.7		140		170	
ammonia	2	0.2	U	U	0.22	0.23	0.015 F	0.11	0.33	0.42	0.37	0.0093 F	0.25		0.56		0.14	
BOD5	--	2.4	U	U	4	4.9	U	U	3.1	3.5	7.9	U	9.2		14		6.6	
bromide	2	0.5	U	U	U	U	U	U	U	U	0.34 F	U	U		0.021 F		0.027 F	
COD	--	5	U	11.4	U	U	U	U	12.7	16.2	12.9 B	U	40 B		16		14 B	
chloride	250	1	8.8	6.6	7	8.5	2.3	2.4	U	5.9	8.9	4.3	5.3		5.8		5.0	
color	15	5	**25**	NA	NA	NA	NA	50	U	NA	NA	**20**	NA		NA		NA	
cyanide, Total	200	0.02	U	NA	NA	NA	NA	U	U	NA	NA	U	NA		NA		NA	
hardness, Total	--	1	310	256	88	90	400	302	140	400	90 B	316	420		170 B		170	
nitrate	10	1	U	0.79 F	0.23	0.52 F	0.89 F	2.2	U	U	0.09 F	2.3	U		U		0.13	
TKN	1	1	U	0.1 F	0.49	0.29	0.28	0.13 F	0.73 B	1	**1.1**	0.19 F	0		0.49		0.14 F	
sulfate	250	1	16.8	24.7	11.3	15.1	18.1	21	U	6.1	14.2	21.3	17.9		9.9		12	
TDS	500	10	209	244	150	115	473	356	117	114	145	304	193		140		220	
TOC	--	1	1.4	1.3	U	0.81 F	1.4	1.3	1.2	1.7 B	1.4	1.3	U		1.1		1.2	
phenolics, Total	--	0.005	U	U	U	U	U	U	U	U	U	U	NA		NA		NA	

For notes, please refer to the end of the Table Section.

Table 2-2

Groundwater and Surface Water Sampling Results

Location of Well	NYSDEC Class GA Groundwater Standards	Reporting Limit	MWSAR03										
Date of Collection			**4/3/2007**	**9/26/2007**	**4/1/2008**	**9/18/2008**	**4/21/2009**	**3/30/2010**	**6/20/2011**				
Sample ID No.			**MWSAR0324NA**	**MWSAR0324OA**	**MWSAR0324PA**	**MWSAR0324QA**	**MWSAR0324RA**	**MWSAR0324SA**	**MWSAR0324TA**				
Depth to Water (ft)			**15.17**	**21.69**	**16.17**	**21.00**	**17.86**	**19.04**	**17.35**				
VOCs (µg/L)													
1,1,1-trichloroethane	5*	1	U	U	U	U	U	U	U				
1,1-dichloroethane	5*	1	U	U	U	U	U	U	U				
1,2,3-trichlorobenzene	5	1	U	U	U	U	U	U	U				
1,2,4-trimethylbenzene	5*	1	U	U	U	U	U	U	U				
1,2-dichloroethane	0.6	1	U	U	U	U	U	U	U				
1,2-dichlorobenzene	3	1	U	U	U	U	U	U	U				
1,2-dibromo-3-chloropropane	0.04	2	U	U	U	U	U	U	U				
1,3,5-trimethylbenzene	5*	1	U	U	U	U	U	U	U				
1,3-dichlorobenzene	3	1	U	U	U	U	U	U	0.24 F				
1,4-dichlorobenzene	3	0.5	U	2.05	0.380 F	0.620	U	1.81	U				
acetone	50	10	U	U	U	U	U	1.52 F	U				
benzene	1	0.1	U	0.350 F	U	0.550	0.350 F	0.410 F	0.50 F				
bromodichloromethane	50	0.5	U	U	U	U	U	U	U				
bromoform	50	1	U	U	U	U	U	U	U				
carbon disulfide	1,000	0.5	U	U	U	U	U	U	U				
chlorobenzene	5*	0.5	U	0.250 F	U	U	U	0.310 F	U				
chloroethane	5*	1	U	U	U	U	U	U	U				
chloroform	7	0.3	U	U	U	U	U	U	U				
chloromethane	5*	1	U	U	U	U	U	U	U				
cis-1,2-dichloroethene	5*	1	U	U	U	U	0.120 F	U	0.17				
dichlorodifluoromethane	5*	1	U	U	U	U	U	U	U				
ethylbenzene	5*	1	U	U	U	U	U	U	U				
isopropylbenzene	5*	1	U	U	U	U	U	U	U				
methylene chloride	5*	1	0.120 F	0.210 F	U	U	U	U	U				
methyl iodide	5*	0.5	U	U	U	U	U	U	U				
n-propylbenzene	5*	1	U	U	U	U	U	U	U				
m,p-xylene	5*	2	U	U	U	U	U	U	U				
naphthalene	10	1	U	U	U	U	U	U	U				
o-xylene	5*	1	U	U	U	U	U	U	U				
p-isopropyltoluene	5*	1	U	U	U	U	U	U	U				
sec-butylbenzene	5*	1	U	U	U	U	U	U	U				
tetrachloroethene	5	1	U	U	U	U	U	U	U				
tert-butylbenzene	5*	1	U	U	U	U	U	U	U				
trichloroethene (TCE)	5*	1	0.130 F	U	U	U	U	U	U				
toluene	5*	1	U	U	U	U	U	U	U				
trichlorofluoromethane	5*	1	U	U	U	U	U	U	U				
vinyl chloride	2	1	U	U	U	1.55	U	0.830 F	U				
Total VOCs (µg/L)			**0.25**	**2.86**	**0.38**	**2.72**	**0.47**	**4.88**	**0.91**				
Pesticides (µg/L)													
No pesticides reported.													
PCBs (µg/L)													
No PCBs reported.													

For notes, please refer to the end of the Table Section.

Table 2-2

Groundwater and Surface Water Sampling Results

Location of Well	NYSDEC Class GA Groundwater Standards	Reporting Limit	MWSAR03																	
Date of Collection			**4/3/2007**		**9/26/2007**		**4/1/2008**		**9/18/2008**		**4/21/2009**	**3/30/2010**	**6/20/2011**							
Sample ID No.			**MWSAR0324NA**		**MWSAR0324OA**		**MWSAR0324PA**		**MWSAR0324QA**		**MWSAR0324RA**	**MWSAR0324SA**	**MWSAR0324TA**							
Depth to Water (ft)			**15.17**		**21.69**		**16.17**		**21.00**		**17.86**	**19.04**	**17.35**							
Metals (µg/L) [Dissolved / Total][1]																				
aluminum	2,000	200	U	70 F	U	500	U	U	49 F	**2,300**	U	62 F	NA							
antimony	3	50	U	U	U	U	U	U	U	U	U	U	NA							
arsenic	25	30	U	U	10 F	19 F	U	U	U	14 F	U	10 F	NA							
barium	1,000	50	33 F	52 F	35 F	53	27 F	28 F	43 F	60	7.6 F	47 F	NA							
berylium	3	4	U	U	U	U	U	U	U	U	U	U	NA							
boron	1,000	110	U	U	NA	NA	28	30	NA	NA	NA	NA	NA							
cadmium	5	5	U	U	U	U	U	U	U	U	U	U	NA							
calcium	--	1,100	85,000	88,000	17,000	18,000	85,000	85,000	19,000	19,000	49,000	22,000	NA							
chromium	50	10	U	U	U	2.7 F	U	U	1.8 F	3.8 F	U	U	NA							
cobalt	--	60	U	U	U	U	U	U	U	U	U	U	NA							
copper	200	10	U	U	U	U	U	U	U	4.3 F	U	U	NA							
iron	300	200	**840**	**1,400**	**63,000**	**76,000**	**5,200**	**6,800**	**51,000**	**62,000**	**3,800**	**80,000**	NA							
lead	25	25	U	U	U	U	U	U	U	U	U	U	NA							
magnesium	35,000	1,000	5,900	6,100	1,800	2,000	8,200	8,200	2,000	2,700	6,900	2,900	NA							
manganese	300	10	**1,200**	**1,200**	**7,200**	**7,400**	**990**	**1,100**	**6,900**	**7,000**	**390**	**8,000**	NA							
molybdenum	--	15	U	U	U	3.2 F	U	U	U	U	U	U	NA							
nickel	100	20	3.0 F	2.1 F	160	U	1.2 F	1.2 F	U	3.0 F	U	U	NA							
potassium	--	1,000	1,100	1,200	1,300	1,500	1,100	1,200	1,500	2,200	720 F	1,200	NA							
selenium	10	30	U	U	3.2 F	U	U	U	U	U	U	U	NA							
silver	50	10	U	U	U	U	U	U	U	U	U	U	NA							
sodium	20,000	1,000	1,700	1,800	3,700	3,800	2,900	2,900	4,700 B	4,800 B	3,100	6,200	NA							
thallium	0.5	80	U	U	U	U	U	U	U	U	U	U	NA							
vanadium	--	10	U	U	U	0.86 F	U	U	U	4.8 F	U	U	NA							
zinc	2,000	20	U	U	32	5.8 F	13 F	12 F	16 F	22 B	56	5.4 F	NA							
Leachate Indicators (mg/L)																				
alkalinity, Total	--	10	210		140		250		120		160	180	130							
ammonia	2	0.2	0.019 F		0.40		0.09		0.49		0.035 F	0.24	0.22							
BOD5	--	2.4	U		U		U		6.7		3.5	13	3.0							
bromide	2	0.5	U		0.039 F		0.047 F		0.029 F		0.034 F	U	U							
COD	--	5	8.3 F		28		11		26		6.0 F	20	5.3 F							
chloride	250	1	2.1		4.8		3.5		3.7		3.4	4.9	4.2							
color	15	5	NA		NA		35		NA		U	U	15							
cyanide, Total	200	0.02	NA		NA		NA		NA		NA	NA	NA							
hardness, Total	--	1	220		40		260		150		160	68	120							
nitrate	10	1	2.7		U		0.14		U		U	0.13 F	U							
TKN	1	1	0.094 F		0.5		0.063 F		0.84		U	0.40 B	0.40 F							
sulfate	250	1	9.0		4.0		6.1		3.9		1.8	4.2	1.3 F							
TDS	500	10	250		240		270		120		200	180	150							
TOC	--	1	0.75 F		1.6		0.97 F		0.69 F		1.10	1.1	1.3							
phenolics, Total	--	0.005	NA		NA		NA		NA		NA	NA	NA							

For notes, please refer to the end of the Table Section.

Table 2-2

Groundwater and Surface Water Sampling Results

Location of Well	NYSDEC Class A Surface Water Standards	Reporting Limit	LF1SW-1												
Date of Collection			12/9/2003	3/30/2004	6/25/2004	9/17/2004	12/15/2004	4/1/2005	6/22/2005	9/8/2005	12/20/2005	3/16/2006	9/15/2006		4/3/2007
Sample ID No.			LF1SW0101AA	LF1SW0101BA	LF1SW0101CA	LF1SW0101DA	LF1SW0101EA	LF1SW0101FA	LF1SW0101GA	LF1SW0101HA	LF1SW0101IA	LF1SW0101JA	LF1SW0101LA		LF1SW0101NA
Depth to Water (ft)			Surface	Surface	Surface	Surface	Surface	Surface	Surface	Surface	Surface	Surface	Surface		Surface
VOCs (µg/L)															
1,1-dichloroethane	5	1	U	U	U	U	U	U	U	U	U	U	U		U
1,2-dichlorobenzene	3	1	U	U	U	U	U	U	U	U	U	U	U		U
1,4-dichlorobenzene	3	0.5	U	U	U	U	U	U	0.41 F	U	U	U	0.34 F		U
acetone	50	10	2.8 F	U	2.6 F	U	2 F	U	U	3.6 F	U	U	2.94 F		U
benzene	1	0.1	U	U	U	U	U	U	0.30 F	U	U	U	0.12 F		U
chloroethane	5**	1	U	U	U	U	U	U	0.81 F	U	U	U	U		U
chloromethane	--	1	U	U	U	U	U	U	0.27 F	U	U	U	U		U
dichlorodifluoromethane	5**	1	U	U	U	U	U	U	0.68 F	U	U	U	U		U
methylene chloride	5	1	U	U	U	U	U	U	U	1.2	U	U	0.1 F		U
toluene	5	1	U	U	U	U	U	U	0.84 F	U	U	U	0.11 F		U
Metals (µg/L) [Dissolved / Total][1]															
aluminum	100	200	56.4 F	**408**	**165 F**	48 F	34.2 F	40.4 F	**906**	U	U	U	52.5 F	46.4 F	U	U
antimony	3	50	U	U	U	U	U	U	U	U	U	U	U	U	U	U
arsenic	50	30	U	U	U	U	U	U	10.4 F	U	U	U	U	U	U	U
barium	1,000	50	7.5 F	6.3 F	11 F	10.4 F	8.6 F	10.5 F	83.9	32.2 F	17.5 F	13.9 F	36 F	35.7 F	12 F	12 F
boron, Total	1,000	110	8.7 F	U	NA	NA	NA	8.9 F	NA	NA	NA	10	U	U	U	U
cadmium	5	5	U	U	U	U	U	U	U	U	U	U	U	U	U	U
calcium	--	1,100	20,300	9,540	23,300	21,000	30,400	44,300	128,000	143,000	75,600	58,600	94,700	94,700	49,000	49,000
chromium	50	10	U	U	U	U	U	U	0.90 F	U	U	U	U	U	U	U
cobalt	5	60	U	U	U	U	U	U	1.2 F	U	U	U	U	U	U	U
copper	200	10	U	U	U	U	2 F	U	2.0 F	U	U	U	U	U	U	U
iron	300	200	86.5 F	**377**	206	81.2 F	63.7 F	37.2 F	**15,900**	**2,690**	**603**	**661**	**2,360**	**3,190**	100 F	74 F
lead	50	25	U	U	U	U	U	U	2 F	U	U	U	U	U	U	U
magnesium	35,000	1,000	3,080	1,840	4,000	3,710	3,760	4,180	8,970	12,600	6,480	5,250	7,050	7,010	5,000	5,200
manganese	300	10	63.7	14.4	73.1	53.9	36.2	92.4	**2,110**	**909**	**1,140**	**464**	**1,320**	**1,260**	250 J	150 J
nickel	100	20	U	U	U	U	U	U	U	2.1 F	U	U	U	U	U	U
potassium	--	1,000	936 F	838 F	1,350	1,410	923	965 F	2,060	2,440 B	886 F	766 F	1,230	1,170	980 F	1,000
selenium	10	30	U	U	U	U	U	U	U	U	U	U	U	U	U	U
sodium	--	1,000	5,840	5,030	7,020	6,810	8,120	5,240	3,610	3,690	3,250	5,640	3,480	3,520	14,000	14,000
vanadium	--	10	U	U	U	U	U	U	1.4 F	U	U	U	U	U	U	U
zinc	2,000	20	U	U	U	U	U	U	8.9 F	U	4.8 F	U	30.9 B	25.8 B	U	U
Leachate Indicators (mg/L)															
alkalinity, Total	--	10	48.3	17.5	49.3	57.9	95.3	130	370	428	213	154	280		120	
ammonia	2	0.2	U	U	0.0099 F	0.14	U	0.032 F	0.28	0.023 F	0.13	0.034 F	0.25		0.016 F	
BOD5	--	2.4	U	U	U	U	U	U	8.8	3.6	U	U	6.6		U	
bromide	2	0.5	U	U	U	U	U	U	U	U	U	U	0.031 F		U	
COD	--	5	U	13.1	U	10.5 B	U	U	27.2	24.5	U	U	14		6.1 F	
chloride	250	1	9.5	7.9	13	11.9	15.5	9.1	5	5.8	5.5	8.6	4		27	
color	15	5	5	NA	NA	NA	NA	7.5	NA	NA	NA	**20**	NA		NA	
hardness, Total	--	1	210	U	72	90	124	136	400	500	280	129	280		140	
nitrate	10	1	U	0.77 F	1	1.1	2.5	1.2	U	U	U	0.71 F	0.013 F		1.9	
TKN	1	1	U	0.3	0.32	0.38	0.21	0.13 F	**6.6**	1	**2.2**	U	**1.1**		0.091 F	
sulfate	250	1	9.5	7.2	13.3	12	8.6	7.5	4	9.4	10.4	9.2	6.9		9.3	
TDS	500	10	111	55	120	87	173	156	432	449	237	220	240		190	
TOC	--	1	1.1	1.7	U	1.5	0.72 F	1.1	6.8	6.9 B	0.69 F	0.84 F	2.8		0.94 F	
phenolics, Total	--	0.005	U	U	U	U	U	U	0.0050 F	U	U	U	NA		NA	
Pesticides (µg/L)															
No pesticides were reported.															
PCBs (µg/L)															
No PCBs were reported.															

For notes, please refer to the end of the tables section.

Table 2-2

Groundwater and Surface Water Sampling Results

Location of Well	NYSDEC Class A Surface Water Standards	Reporting Limit	LF1SW-1															
Date of Collection			**9/26/2007**		**4/2/2008**		**9/18/2008**		**4/20/2009**	**3/31/2010**	**6/15/2011**							
Sample ID No.			**LF1SW0101OA**		**LF1SW0101PA**		**LF1SW0101QA**		**LF1SW0101RA**	**LF1SW0101SA**	**LF1SW0101TA**							
Depth to Water (ft)			**Surface**		**Surface**		**Surface**		**Surface**	**Surface**	**Surface**							
VOCs (µg/L)																		
1,1-dichloroethane	5	1	U		U		0.310 F		U	U	NA							
1,2-dichlorobenzene	3	1	0.120 F		U		U		U	U	NA							
1,4-dichlorobenzene	3	0.5	0.69		U		0.310 F		U	U	NA							
acetone	50	10	U		U		3.34 F		U	2.29 F	NA							
benzene	1	0.1	0.120 F		U		0.690		U	U	NA							
chloroethane	5**	1	0.89		U		U		U	U	NA							
chloromethane	--	1	U		U		U		U	U	NA							
dichlorodifluoromethane	5**	1	U		U		U		U	U	NA							
methylene chloride	5	1	U		U		U		U	U	NA							
toluene	5	1	0.420 F		U		1.31		U	U	NA							
Metals (µg/L) [Dissolved / Total][1]																		
aluminum	100	200	U	1,100	U	U	44 F	52 F	U	280	NA							
antimony	3	50	U	U	U	U	U	U	U	U	NA							
arsenic	50	30	4.2 F	8.4 F	U	U	U	U	U	U	NA							
barium	1,000	50	130	160	10 F	10 F	49 F	52	7.5 F	4.8 F	NA							
boron, Total	1,000	110	NA	NA	8.3 F	12	NA	NA	NA	NA	NA							
cadmium	5	5	U	U	U	U	U	U	U	U	NA							
calcium	--	1,100	140,000	140,000	41,000	41,000	230,000	230,000	18,000	9,400 B	NA							
chromium	50	10	2.2 F	2.2 F	U	U	4.8 F	5.0 F	U	U	NA							
cobalt	5	60	U	U	U	U	U	U	U	U	NA							
copper	200	10	U	3.2 F	2.6 F	U	U	U	U	U	NA							
iron	300	200	140 F	**8,700**	29 F	57 F	**1,400**	**4,500**	27 F	270	NA							
lead	50	25	U	U	U	U	U	U	U	U	NA							
magnesium	35,000	1,000	11,000	11,000	4,500	4,500	15,000	15,000	3,200	1,800 B	NA							
manganese	300	10	**2,500**	**2,500**	77	81	**15,000**	**15,000**	22	11	NA							
nickel	100	20	2.0 F	3.4 F	U	U	U	1.2 F	U	U	NA							
potassium	--	1,000	4,500	5,400	1,000	1,000	1,400	1,400	990 F	570 BF	NA							
selenium	10	30	U	U	U	U	U	U	U	U	NA							
sodium	--	1,000	6,600	6,900	14,000	13,000	4,600 B	4,700 B	7,600	5,300 B	NA							
vanadium	--	10	U	2.1 F	U	U	U	U	U	U	NA							
zinc	2,000	20	29 B	44 B	12 F	11 F	14 F	13 F	U	7.8 BF	NA							
Leachate Indicators (mg/L)																		
alkalinity, Total	--	10	400		110		640		44	24 B	150							
ammonia	2	0.2	1.9		0.23		0.022 F		U	0.057 B	0.12							
BOD5	--	2.4	110 J		U		15		U	U	U							
bromide	2	0.5	0.20		U		0.075 F		0.015 F	U	U							
COD	--	5	150		U		31		6.0 F	U	U							
chloride	250	1	8.4		26		4.8		12	7.4 B	3.9							
color	15	5	NA		U		NA		U	U	U							
hardness, Total	--	1	36		130		600		56	31 B	140							
nitrate	10	1	0.016 F		0.92		U		0.78	0.24 B	0.094 F							
TKN	1	1	**11**		0.22		0.57		0.11 F	0.29	0.40 F							
sulfate	250	1	3.8		8.9		1.6		10	6.6 B	3.5 F							
TDS	500	10	130		170		**700**		110	90	160							
TOC	--	1	16		1.1		3.2		1.2	3.2	0.92 F							
phenolics, Total	--	0.005	NA		NA		NA		NA	NA	NA							
Pesticides (µg/L)																		
No pesticides were reported.																		
PCBs (µg/L)																		
No PCBs were reported.																		

For notes, please refer to the end of the tables section.

Table 2-2

Groundwater and Surface Water Sampling Results

Location of Well	NYSDEC Class A Surface Water Standards	Reporting Limit	LF1SW-2	LF1SW-2SMC											
Date of Collection			12/9/2003	4/29/2004	6/29/2004	9/20/2004	12/17/2004	4/1/2005	6/22/2005	9/9/2005	12/20/2005	3/17/2006	9/15/2006		4/3/2007
Sample ID No.			LF1SW0201AA	LF1SW02SMC01BA	LF1SW02SMC01CA	LF1SW02SMC01DA	LF1SW02SMC01EA	LF1SW02SMC01FA	LF1SW02SMC01GA	LF1SW02SMC01HA	LF1SW02SMC01IA	LF1SW02SMC01JA	LF1SW02SMC01LA		LF1SW02SMC01NA
Depth to Water (ft)			Surface	Surface	Surface	Surface	Surface	Surface	Surface	Surface	Surface	Surface	Surface		Surface
VOCs (µg/L)															
1,1-dichloroethane	5	1	U	U	U	U	U	U	U	U	U	U	0.12 F		U
1,2-dichlorobenzene	3	1	U	U	0.27 F	U	U	0.24 F	0.48 F	U	U	U	0.39 F		U
1,4-dichlorobenzene	3	0.5	0.84	0.40 F	1.3	0.27 F	0.94	1.3	2.7	1.4	1.4	1.2	2.61		0.480 F
acetone	50	10	1.3 F	1.6 F	1.7 F	U	1.6 F	2.4 F	2.8 F	U	U	U	3.92 F		U
benzene	1	0.1	0.21 F	U	0.27 F	U	U	0.23 F	0.30 F	U	U	U	0.2 F		U
chloroethane	5**	1	U	U	U	U	U	U	U	U	U	U	0.16 F		U
chloromethane	--	1	U	U	U	U	U	U	U	U	U	U	U		U
dichlorodifluoromethane	5**	1	U	U	U	U	U	U	U	U	U	U	U		U
methylene chloride	5	1	U	U	U	U	U	U	U	U	U	U	U		U
toluene	5	1	U	U	U	U	U	U	U	U	U	U	U		U
Metals (µg/L) [Dissolved / Total][1]															
aluminum	100	200	U	46.6 F	40.5 F	43.8 F	42.7 F	**361**	U	42.2 F	**689**	U	58.3 F	**3,680**	U	44 F
antimony	3	50	U	U	U	U	U	U	U	4.2 F	U	U	U	U	U	U
arsenic	50	30	U	U	U	U	U	U	4.9 F	U	8 F	U	U	107	U	U
barium	1,000	50	27.2 F	16.2 F	51	12.3 F	34.3	55.7	114	122	90	52.4	115	885	27 F	28 F
boron, Total	1,000	110	20.7	U	NA	NA	NA	33.8	NA	NA	NA	30.8	U	U	U	U
cadmium	5	5	U	U	U	U	U	U	U	U	U	U	U	4.1 F	U	U
calcium	--	1,100	40,600	24,300	66,800	19,700	53,900	70,600	124,000	138,000	114,000	87,400	140,000	166,000	60,000	62,000
chromium	50	10	U	U	U	U	U	U	U	U	1.4 F	U	U	U	U	U
cobalt	5	60	U	U	U	U	U	U	1.1 F	1.4 F	1.3 F	U	U	10.5 F	U	U
copper	200	10	U	U	U	U	U	U	U	U	2.3 F	U	U	11.7	U	U
iron	300	200	**2,380**	**833**	**2,180**	**497**	**2,160**	**4,620**	**3,570**	**1,290**	**16,500**	**4,230**	**2,470**	**373,000**	**930**	**1,400**
lead	50	25	U	U	U	U	U	U	U	U	U	U	U	11.4 F	U	U
magnesium	35,000	1,000	4,050	3,000	5,850	3,100	4,790	5,050	7,030	7,340	7,520	6,150	8,070	9,330	5,400	5,600
manganese	300	10	**474**	205 B	**876**	121	**600**	**987**	**2,310**	**2,620**	**2,470**	**1,330**	**3,050**	**5,030**	**490**	**510**
nickel	100	20	U	U	U	U	U	U	2.2 F	2.2 F	2.6 F	U	U	8.13 F	1.3 F	U
potassium	--	1,000	1,380	1,190	2,310	1,240	1,690	2,040	3,970	4,710	2,750	1,750	4,030	4,660	1,300	1,400
selenium	10	30	U	U	U	U	U	U	U	U	U	U	U	2.87 F	U	U
sodium	--	1,000	5,990	7,240	8,060	5,660	7,000	5,420	7,870	9,940	5,830	6,390	9,740	9,820	13,000	13,000
vanadium	--	10	U	U	U	U	U	U	U	U	1.5 F	U	U	14.7	U	U
zinc	2,000	20	U	U	U	U	U	3 F	U	U	8.9 F	2.7 F	34 B	54 B	U	U
Leachate Indicators (mg/L)															
alkalinity, Total	--	10	110	63	153	59.8	150	217	406	414	318	245	410		150	
ammonia	2	0.2	0.24	0.15	0.63	0.11	0.49	0.8	2	**2.1**	1.1	0.67 B	2		0.24	
BOD5	--	2.4	U	U	1.5 F	U	U	U	U	U	U	U	3.4		U	
bromide	2	0.5	U	U	U	U	U	U	U	U	U	U	0.13 F		0.024 F	
COD	--	5	U	U	16.4 J	U	U	U	4 F	6.6 F	3.1 F	U	11		8.3 F	
chloride	250	1	9.6	11.7	13.1	9.2	9	7.7	10.2	11.7	7.9	8.2	11		24	
color	15	5	**60**	**20**	**40**	**20**	**50**	**100**	NA	NA	NA	**100**	NA		NA	
hardness, Total	--	1	124	80	180	200	156	208	388	460	350	219	1,000		170	
nitrate	10	1	U	0.76 F	0.74 F	0.68 F	1.1	0.56 F	U	0.03 F	U	0.38 F	0.014 F		1.7	
TKN	1	1	U	0.31 B	0.84	0.36	0.56	0.98	**3.1**	**3**	**3.3**	**1.2**	**2.8**		0.34	
sulfate	250	1	9.3	8.9	11.7	10	7.6	6.6	4	3	8.1	8.4	4.1		8.5 B	
TDS	500	10	167	120	202	100	204	237	452	443	357	266	430		230	
TOC	--	1	19.3	U	U	2	1.9	2.4	3.4	3.5	1.9	1.4	3.7		1.2	
phenolics, Total	--	0.005	U	U	U	0.0071 F	U	0.0079 F	0.0090 F	U	U	U	NA		NA	
Pesticides (µg/L)															
No pesticides were reported.															
PCBs (µg/L)															
No PCBs were reported.															

For notes, please refer to the end of the tables section.

Table 2-2

Groundwater and Surface Water Sampling Results

Location of Well	NYSDEC Class A Surface Water Standards	Reporting Limit	LF1SW-2SMC															
Date of Collection			9/26/2007		4/2/2008		9/18/2008		4/20/2009	3/31/2010	6/16/2011							
Sample ID No.			LF1SW02SMC01OA		LF1SW02SMC01PA		LF1SW02SMC01QA		LF1SW02SMC01RA	LF1SW02SMC01SA	LF1SW02SMC01TA							
Depth to Water (ft)			Surface		Surface		Surface		Surface	Surface	Surface							
VOCs (µg/L)																		
1,1-dichloroethane	5	1	U		U		U		U	U	NA							
1,2-dichlorobenzene	3	1	0.260 F		U		0.480 F		U	U	NA							
1,4-dichlorobenzene	3	0.5	2.03		0.490 F		2.89		U	U	NA							
acetone	50	10	U		U		U		U	U	NA							
benzene	1	0.1	0.180 F		U		0.240 F		U	U	NA							
chloroethane	5**	1	U		U		U		U	U	NA							
chloromethane	--	1	U		U		U		U	U	NA							
dichlorodifluoromethane	5**	1	U		U		U		U	U	NA							
methylene chloride	5	1	U		U		U		U	U	NA							
toluene	5	1	0.310 F		U		0.120 F		U	U	NA							
Metals (µg/L) [Dissolved / Total][1]																		
aluminum	100	200	42 F	**470**	U	**160 F**	U	**1,100**	U	**440**	NA							
antimony	3	50	U	1.6 F	U	U	1.8 F	U	U	U	NA							
arsenic	50	30	U	68	U	U	U	20	U	U	NA							
barium	1,000	50	130	660	22 F	24 F	120	180	14 F	8.1 F	NA							
boron, Total	1,000	110	NA	NA	14	15	NA	NA	NA	NA	NA							
cadmium	5	5	U	U	U	U	U	U	U	U	NA							
calcium	--	1,100	160,000	170,000	52,000	53,000	160,000	160,000	25,000	11,000 B	NA							
chromium	50	10	2.2 F	U	U	U	U	U	U	U	NA							
cobalt	5	60	U	U	U	U	U	U	U	U	NA							
copper	200	10	U	U	U	U	U	2.0 F	U	U	NA							
iron	300	200	20 F	**210,000**	**590**	**2,500**	**4,400**	**48,000**	**620**	**1,200**	NA							
lead	50	25	U	U	U	U	U	U	U	U	NA							
magnesium	35,000	1,000	8,300	8,200	4,900	5,000	8,500	8,900	3,500	1,900 B	NA							
manganese	300	10	**3,200**	**4,300**	**400**	**420**	**3,400**	**3,800**	170	95	NA							
nickel	100	20	U	1.2 F	U	U	U	2.6 F	U	U	NA							
potassium	--	1,000	4,500	4,500	1,300	1,300	4,000	4,400	1,200	730 BF	NA							
selenium	10	30	U	5.2 F	U	U	U	U	U	U	NA							
sodium	--	1,000	13,000	13,000	13,000	12,000	11,000	11,000	7,500	5,300 B	NA							
vanadium	--	10	U	0.79 F	U	U	U	2.1 F	U	U	NA							
zinc	2,000	20	21 B	26 B	11 F	12 F	15 F	23 B	U	7.2 BF	NA							
Leachate Indicators (mg/L)																		
alkalinity, Total	--	10	450		140		450		64	28 B	260							
ammonia	2	0.2	1.8		0.28		1.9		0.074	0.037 BF	0.41							
BOD5	--	2.4	4.7		U		3.0		U	U	2.7							
bromide	2	0.5	0.14		U		0.16		0.018 F	U	U							
COD	--	5	22		4.1 F		37		10	U	5.3 F							
chloride	250	1	13		22		13		11	7.3 B	3.1							
color	15	5	NA		10		NA		10	5	**25**							
hardness, Total	--	1	400		160		440		74	35 B	270							
nitrate	10	1	0.016 F		0.76		U		0.68	0.23 B	0.053 F							
TKN	1	1	**2.1**		0.30		**2.70**		0.15 F	0.37	0.67 F							
sulfate	250	1	1.2		8.2		0.89 F		10	6.4 B	1.2 F							
TDS	500	10	460		200		450		120	86	270							
TOC	--	1	4.6		1.7		3.6		1.5	3.4	3.4							
phenolics, Total	--	0.005	NA		NA		NA		NA	NA	NA							
Pesticides (µg/L)																		
No pesticides were reported.																		
PCBs (µg/L)																		
No PCBs were reported.																		

For notes, please refer to the end of the tables section.

Table 2-2

Groundwater and Surface Water Sampling Results

Location of Well	NYSDEC Class A Surface Water Standards	Reporting Limit	LF1SW-3													
Date of Collection			12/9/2003	3/30/2004	6/25/2004	9/17/2004	12/15/2004	4/1/2005	6/22/2005	9/8/2005	12/20/2005	3/14/2006	9/15/2006		4/3/2007	
Sample ID No.			LF1SW0301AA	LF1SW0301BA	LF1SW0301CA	LF1SW0301DA	LF1SW0301EA	LF1SW0301FA	LF1SW0301GA	LF1SW0301HA	LF1SW0311A	LF1SW0301JA	LF1SW0301LA		LF1SW0301NA	
Depth to Water (ft)			Surface	Surface	Surface	Surface	Surface	Surface	Surface	Surface	Surface	Surface	Surface		Surface	
VOCs (µg/L)																
1,1-dichloroethane	5	1	U	U	U	U	U	U	U	U	U	U	U		U	
1,2-dichlorobenzene	3	1	U	U	U	U	U	U	U	U	U	U	U		U	
1,4-dichlorobenzene	3	0.5	U	U	U	0.24 F	0.21 F	U	U	U	U	0.64	U		U	
acetone	50	10	U	1.5 F	3.1 F	2.2 F	1.8 F	2.2 F	3.4 F	U	U	U	1.15 F		U	
benzene	1	0.1	U	U	U	U	U	U	U	U	U	U	U		U	
chloroethane	5**	1	U	U	U	U	U	U	U	U	U	U	U		U	
chloromethane	--	1	U	U	U	U	U	U	U	U	U	U	U		U	
dichlorodifluoromethane	5**	1	U	U	U	U	U	U	U	U	U	U	U		U	
methylene chloride	5	1	U	U	U	U	U	U	U	U	U	U	U		U	
toluene	5	1	U	U	U	U	U	U	U	U	U	U	U		U	
Metals (µg/L) [Dissolved / Total][1]																
aluminum	100	200	55.7 F	**190 F**	62 F	**108 F**	76.5 F	**240**	U	U	45.1 F	**105 F**	56.5 F	81.3 F	55 F	**110 F**
antimony	3	50	U	U	U	U	U	U	U	U	**4.5 F**	U	U	U	U	U
arsenic	50	30	U	U	U	U	U	U	3.5 F	U	U	U	U	U	U	U
barium	1,000	50	17 F	6.8 F	23 F	20 F	16 F	11.1 F	51.4	50.5	20 F	15.2 F	27.4 F	28 F	8.6 F	8.8 F
boron, Total	1,000	110	16.6	U	NA	NA	NA	9.2 F	NA	NA	NA	11.2	U	U	U	U
cadmium	5	5	U	U	U	U	U	U	U	U	U	U	U	U	U	U
calcium	--	1,100	35,500	12,000	49,200	35,000	32,500	11,200	90,400	101,000	38,600	26,200	54,100	52,900	21,000	20,000
chromium	50	10	U	U	U	U	U	U	U	U	U	1 F	U	U	U	U
cobalt	5	60	U	U	U	U	U	U	U	U	U	U	U	U	U	U
copper	200	10	U	U	4.6 F	U	2.3 F	U	U	U	U	U	U	U	U	U
iron	300	200	**486**	**301**	**731**	**573**	**668**	**442**	**983**	**919**	**494**	**545**	**402**	**1,320**	95 F	250
lead	50	25	U	U	U	U	U	U	U	U	U	U	U	U	U	U
magnesium	35,000	1,000	3,550	1,850	4,930	4,100	3,130	1,300	5,610	5,940	3,140	2,420	4,140	4,040	2,200	2,100
manganese	300	10	265	38	**445**	284	**343**	207	**1,060**	**1,160**	**475**	283	**586**	**623**	90	94
nickel	100	20	U	U	U	U	U	U	1.9 F	U	U	U	U	U	U	U
potassium	--	1,000	1,300	828 F	1,440	1,740	1,320	1,320	2,630	2,940 B	1,190	1,050	1,650	1,580	960 F	960 F
selenium	10	30	U	U	U	U	U	U	U	U	U	U	U	U	U	U
sodium	--	1,000	7,120	5,020	8,790	7,460	6,980	4,120	7,630	8,430	6,860	7,200	13,400	13,100	6,300	6,000
vanadium	--	10	U	U	U	U	U	U	U	U	U	U	U	U	U	U
zinc	2,000	20	5.1 F	9.7 F	U	U	U	5.1 F	U	U	6.4 F	4.5 F	36.5 B	33.6 B	U	U
Leachate Indicators (mg/L)																
alkalinity, Total	--	10	92.5	24.3	111	92.8	93	33.3	258	284	102	67.1	150		48	
ammonia	2	0.2	0.072	U	0.16	0.12	0.2	0.13	0.55	0.12	0.26	0.093	0.055		0.044 F	
BOD5	--	2.4	U	U	U	U	U	U	U	U	U	U	U		U	
bromide	2	0.5	U	U	U	U	U	U	U	U	U	0.38 F	0.044 F		0.038 F	
COD	--	5	U	11.8	10.2	13.3 B	U	13.5	U	15.9	U	16.4	9.2 F		15 B	
chloride	250	1	10.6	8.1	14.3	13.1	10.8	7	9.9	10.8	9.6	10	23		9.3	
color	15	5	**25**	NA	NA	NA	NA	**50**	NA	NA	NA	**25**	NA		NA	
hardness, Total	--	1	168	U	140	90	100	36	264	318	160	48.9	180 B		56	
nitrate	10	1	U	0.62 F	0.47 F	0.81 F	0.45 F	0.15 F	0.36 F	0.82 F	0.17 F	0.19 F	0.14 F		0.25	
TKN	1	1	U	0.27	0.53	0.37	0.95	0.44	**1.1**	1	**1.1 B**	0.31	0.2 F		0.18 F	
sulfate	250	1	10.7	7.2	10.7	10.6	8.3	5	7.4	9	12	8.6	6.4		6.2 B	
TDS	500	10	157	60	174	134	160	56	332	313	154	149	200		89	
TOC	--	1	1.8	2.1	1.3	2.4	2.3	4.5	3.4	3.6 B	1.6	2.5	4.4		2.8	
phenolics, Total	--	0.005	U	U	U	U	U	U	0.0050 F	U	U	U	NA		NA	
Pesticides (µg/L)																
No pesticides were reported.																
PCBs (µg/L)																
No PCBs were reported.																

For notes, please refer to the end of the tables section.

Table 2-2

Groundwater and Surface Water Sampling Results

Location of Well	NYSDEC Class A Surface Water Standards	Reporting Limit	LF1SW-3															
Date of Collection			9/26/2007		4/2/2008		9/18/2008		4/17/2009	3/30/2010	6/16/2011							
Sample ID No.			LF1SW0301OA		LF1SW0301PA		LF1SW0301QA		LF1SW0301RA	LF1SW0301SA	LF1SW0301TA							
Depth to Water (ft)			Surface		Surface		Surface		Surface	Surface	Surface							
VOCs (µg/L)																		
1,1-dichloroethane	5	1	U		U		U		U	U	NA							
1,2-dichlorobenzene	3	1	U		U		U		U	U	NA							
1,4-dichlorobenzene	3	0.5	U		U		U		U	U	NA							
acetone	50	10	1.55 F		U		U		1.15 F	1.36 F	NA							
benzene	1	0.1	U		U		U		U	U	NA							
chloroethane	5**	1	U		U		U		U	U	NA							
chloromethane	--	1	U		U		U		U	U	NA							
dichlorodifluoromethane	5**	1	U		U		U		U	U	NA							
methylene chloride	5	1	0.120 F		U		U		U	U	NA							
toluene	5	1	U		U		U		U	U	NA							
Metals (µg/L) [Dissolved / Total][1]																		
aluminum	100	200	41 F	U	U	**170 F**	U	U	U	81 F	NA							
antimony	3	50	U	U	U	U	U	U	U	U	NA							
arsenic	50	30	U	U	U	U	U	U	U	U	NA							
barium	1,000	50	37 F	39 F	7.6 F	8.6 F	40 F	41 F	8.8 F	4.8 F	NA							
boron, Total	1,000	110	NA	NA	6.7 F	6.8 F	NA	NA	NA	NA	NA							
cadmium	5	5	U	U	U	U	U	U	U	U	NA							
calcium	--	1,100	76,000	79,000	17,000	17,000	83,000	78,000	22,000	12,000	NA							
chromium	50	10	U	U	U	U	U	U	U	U	NA							
cobalt	5	60	U	U	U	U	U	U	U	U	NA							
copper	200	10	U	U	U	U	U	U	U	U	NA							
iron	300	200	70 F	**1,800**	150 F	**360**	22 F	**1,500**	260	220	NA							
lead	50	25	U	U	U	U	U	U	U	U	NA							
magnesium	35,000	1,000	5,000	5,100	1,800	1,800	5,200	4,900	3,000	2,000	NA							
manganese	300	10	**770**	**760**	100	120	**1,200**	**1,200**	75	27	NA							
nickel	100	20	U	U	U	U	U	U	U	U	NA							
potassium	--	1,000	2,000	2,100	780 F	810 F	2,100	2,300	1,000	840 F	NA							
selenium	10	30	U	U	U	U	U	U	U	U	NA							
sodium	--	1,000	14,000	14,000	6,100	6,200	12,000	12,000	7,500	5,900	NA							
vanadium	--	10	U	U	U	U	U	U	U	U	NA							
zinc	2,000	20	24 B	U	14 F	14 F	16 F	14 F	U	4.7 F	NA							
Leachate Indicators (mg/L)																		
alkalinity, Total	--	10	220		46		240		58	28	170							
ammonia	2	0.2	0.061		0.077		0.2		U	U	0.034 F							
BOD5	--	2.4	U		U		U		U	U	U							
bromide	2	0.5	0.043 F		U		0.068 F		0.015 F	U	U							
COD	--	5	8.5 F		4.1 F		8.2 F		10	5.4 F	9.3 F							
chloride	250	1	15		9.5		14		11	8.2	5.3							
color	15	5	NA		**30**		NA		10	U	**25**							
hardness, Total	--	1	190		52		240		64	38	160							
nitrate	10	1	0.14		0.14		0.21		0.39	0.28	0.17 F							
TKN	1	1	0.23		0.20		0.47		0.22	0.40 B	0.47 F							
sulfate	250	1	10		5.8		5.0		9.3	7.3	3.9 F							
TDS	500	10	280		77		280		U	71	170							
TOC	--	1	3.3		3.3		3.7		2.4	2.8	3.9							
phenolics, Total	--	0.005	NA		NA		NA		NA	NA	NA							
Pesticides (µg/L)																		
No pesticides were reported.																		
PCBs (µg/L)																		
No PCBs were reported.																		

For notes, please refer to the end of the tables section.

Table 3-2
Groundwater and Surface Water Sampling Results

Location of Well	NYSDEC Class GA Groundwater Standards	Reporting Limit	LF2MW2-1													
Date of Collection			12/4/2003	3/26/2004	6/25/2004	9/15/2004	12/13/2004	3/31/2005	6/21/2005	9/8/2005	12/19/2005	3/10/2006	9/13/2006		4/2/2007	
Sample ID No.			LF2M2137AA	LF2M2137BA	LF2M2137CA	LF2M2137DA	LF2M2137EA	LF2M2137FA	LF2M2137GA	LF2M2137HA	LF2M2137IA	LF2M2137JA	LF2M2137KA		LF2M2137LA	
Depth to Water (ft)			15.90	15.81	16.13	16.65	15.83	15.62	16.72	18.35	16.59	15.80	16.86		14.73	
VOCs (µg/L)																
1,1-dichloroethane	5*	1	0.40 F	0.43 F	0.42 F	0.41 F	0.42 F	0.41 F	0.45 F	0.34 F	0.38 F	0.42 F	NA		NA	
1,2-dichloroethane	0.6	1	0.30 F	0.32 F	0.3 F	0.3 F	0.27 F	0.26 F	0.27 F	U	U	U	NA		NA	
acetone	50	10	U	U	1.9 F	3.1 F	U	U	U	U	U	U	NA		NA	
carbon disulfide	1,000	0.5	U	U	U	U	U	U	0.3 F	U	U	U	NA		NA	
chloroethane	5*	1	1.2	1.2	1.1	1.3	1.3	1.2	1.4	1	1	1.1	NA		NA	
cis-1,2-dichloroethene	5*	1	U	U	U	0.22 F	0.21 F	U	0.22 F	U	U	U	NA		NA	
dichlorodifluoromethane	5*	1	3.3	4	2.8	3.1	3.6	3.8	3	U	1	2.5	NA		NA	
methylene chloride	5*	1	U	U	U	U	U	U	0.26 F	U	U	U	NA		NA	
trichlorofluoromethane	5*	1	U	U	U	U	U	U	U	U	U	U	NA		NA	
vinyl chloride	2	1	0.77 F	0.96 F	0.82 F	1	0.98 F	0.94 F	1	0.77 F	U	0.85 F	NA		NA	
Metals (µg/L) [Dissolved / Total][1]																
aluminum	2,000	200	U	U	U	U	U	U	U	U	U	U	62 F	U	U	U
antimony	3	50	U	U	U	U	U	U	U	U	U	U	U	U	U	U
arsenic	25	30	**28.6 F**	18 F	**46.7**	21.9 F	**27.4 F**	**25.1 F**	**49.2**	19.8 F	18.3 F	**26.4 F**	**59.7 F**	**66**	12 F	15 F
barium	1,000	50	77.5	76.6	92.3	72.9	69.4	75.4	70.4	61.9	55	72.9	68.8	67.8	73	75
berylium	3	4	U	U	U	U	U	U	U	U	U	U	U	U	U	U
boron, Total	1,000	10	43.4	NA	NA	NA	NA	48.3	NA	NA	NA	43.3	NA	NA	NA	NA
cadmium	5	5	U	U	U	U	U	U	U	U	U	U	U	U	U	U
calcium	--	1,100	71,900	71,300	75,100	66,700	62,600	73,600	62,500	58,600	51,800	63,000	54,300	55,800	70,000	70,000
chromium	50	10	U	1.4 F	U	U	U	U	U	U	U	U	2.8 F	2.72 F	5.4 F	6.5 F
cobalt	--	60	8.5 F	9.9 F	10.6 F	8.1 F	7.7 F	8.8 F	7.7 F	6.3 F	5.8 F	8.1 F	U	U	U	U
copper	200	10	U	U	3.1 F	U	U	U	U	U	U	U	U	U	U	U
iron	300	200	**21,900**	**20,000**	**31,700**	**19,800**	**18,000**	**20,900**	**26,600**	**14,800**	**14,000**	**18,400**	**23,900**	**26,800**	**10,000**	**11,000**
lead	25	25	5.1 F	U	U	U	U	U	U	U	U	U	U	U	U	U
magnesium	35,000	1,000	15,900	15,600	16,500	14,500	13,500	15,300	13,200	12,000	10,800	13,800	11,900	12,200	15,000	15,000
manganese	300	10	**9,010**	**9,250**	**10,200**	**8,680**	**7,960**	**8,490**	**7,590**	**6,850**	**6,160**	**7,670**	**6,660**	**7,020**	**7,900**	**8,100**
molybdenum	--	15	U	U	U	U	U	U	U	U	U	U	U	U	U	U
nickel	100	20	2.4 F	U	2.8 F	U	2.3 F	3.2 F	3 F	2.5 F	3.2 F	3.6 F	U	U	1.5 F	3.3 F
potassium	--	1,000	901 F	894 F	958 F	899 F	876 F	923 F	863 F	785 F	803 F	899 F	975 F	974 F	1,100	1,000
selenium	10	30	U	U	U	U	U	U	U	U	U	9,620	U	U	4.1 F	4.6 F
silver	50	10	U	U	U	U	U	0.9 F	U	U	U	U	U	U	U	U
sodium	20,000	1,000	8,770	8,660	9,490	8,680	8,400	9,020	7,870	7,990	7,840	U	7,430	7,770	8,500	8,600
thallium	0.5	80	U	U	U	U	U	U	U	U	U	U	U	U	U	U
vanadium	--	10	U	U	U	U	U	U	U	U	U	U	U	U	U	U
zinc	2,000	20	3.1 F	U	U	U	U	3 F	3.3 F	2.9 F	5.3 F	3 F	40.4 B	48.1 B	U	U
mercury	0.7	1	U	NA	NA	NA	NA	U	NA	NA	NA	U	NA	NA	NA	NA
Leachate Indicators (mg/L)																
alkalinity, Total	--	10	262	265	214	236	241	266	250	219	198	226	210		220	
ammonia	2	0.2	0.18	0.13	0.17 B	0.18	0.22	0.25	0.11	0.24	0.18 B	0.23	0.71		0.34	
BOD5	--	2.4	4.4	3.5	3.5	U	U	2.3	U	U	U	U	3		U	
bromide	2	0.5	U	0.31 F	0.22 F	0.22 F	U	0.31 F	0.19 F	0.2 F	U	U	0.091 F		0.12 F	
COD	--	5	U	11.1	U	U	U	U	8 F	7.6 F	4.4 F	U	14		26 B	
chloride	250	1	16.8	18	18	17.3	15.8	15.7	14.9	13.3	11.6	11.7	12		12	
color	15	5	**200**	NA	NA	NA	NA	**160 J**	NA	NA	NA	**50**	NA		NA	
cyanide, Total	200	0.02	U	NA	NA	NA	NA	U	NA	NA	NA	U	NA		NA	
fluoride	1.5	1														
hardness, Total	--	1	284	276	236	255	204	272	272	320	200	173	680		240	
nitrate	10	1	U	U	U	U	U	0.03 F	U	U	U	0.032 F	0.021 F		U	
TKN	1	1	U	0.38	0.46	U	**1.2 B**	0.36 B	0.82	0.93	0.34 B	0.35	0.69		0.34	
sulfate	250	1	18.9	18.8	18.5	17.5	14.4	15.9	14.1	14.6	14.6	13.7	9.3		14	
TDS	500	10	351	348	347	277	315	312	305	254	230	246	220		290	
TOC	--	1	1.5	1.5	U	1.9	1.7	1.5	1.7	1.4 B	0.58 F	0.81 F	1.3		0.85 F	
phenolics, Total	--	0.005	0.0360	U	U	U	U	U	0.0050 F	U	U	U	NA		NA	

For notes, please refer to the end of the tables section.

Table 3-2
Groundwater and Surface Water Sampling Results (continued)

Location of Well	NYSDEC Class GA Groundwater Standards	Reporting Limit	LF2MW2-1											
Date of Collection			9/25/2007		3/31/2008		9/17/2008	4/8/2009	3/30/2010	6/13/2011				
Sample ID No.			LF2M2137MA		LF2M2137NA		LF2M2137OA	LF2M2137PA	LF2M2137QA	LF2M2137RA				
Depth to Water (ft)			18.34		14.88		17.70	15.13	15.98	15.20				
VOCs (µg/L)														
1,1-dichloroethane	5*	1	NA		NA		NA	NA	NA	NA				
1,2-dichloroethane	0.6	1	NA		NA		NA	NA	NA	NA				
acetone	50	10	NA		NA		NA	NA	NA	NA				
carbon disulfide	1,000	0.5	NA		NA		NA	NA	NA	NA				
chloroethane	5*	1	NA		NA		NA	NA	NA	NA				
cis-1,2-dichloroethene	5*	1	NA		NA		NA	NA	NA	NA				
dichlorodifluoromethane	5*	1	NA		NA		NA	NA	NA	NA				
methylene chloride	5*	1	NA		NA		NA	NA	NA	NA				
trichlorofluoromethane	5*	1	NA		NA		NA	NA	NA	NA				
vinyl chloride	2	1	NA		NA		NA	NA	NA	NA				
Metals (µg/L) [Dissolved / Total][1]														
aluminum	2,000	200	U	U	93 F	960	50 F	U	U	NA				
antimony	3	50	U	U	1.8 F	1.8 F	U	U	U	NA				
arsenic	25	30	21 F	22 F	9.6 F	13 F	15 F	8.5 F	17 F	NA				
barium	1,000	50	67	64	67	68	68	63	54	NA				
berylium	3	4	U	U	U	U	U	U	U	NA				
boron, Total	1,000	10	NA	NA	47 B	140	NA	46	40	NA				
cadmium	5	5	U	U	U	U	U	U	U	NA				
calcium	--	1,100	64,000	61,000	68,000	68,000	63,000	67,000	57,000	NA				
chromium	50	10	3.1 F	3.3 F	3.4 F	3.6 F	3.8 F	3.5 F	U	NA				
cobalt	--	60	U	U	19 F	20 F	U	6.6 F	U	NA				
copper	200	10	U	U	U	U	U	U	U	NA				
iron	300	200	**15,000**	**15,000**	**8,900**	**9,400**	**19,000**	**6,800**	**9,100**	NA				
lead	25	25	U	U	U	U	U	U	U	NA				
magnesium	35,000	1,000	13,000	13,000	14,000	14,000	13,000	14,000	11,000	NA				
manganese	300	10	**7,300**	**7,200**	**8,000**	**7,800**	**7,600**	**8,200**	**6,900**	NA				
molybdenum	--	15	3.2 F	3.2 F	U	U	U	U	U	NA				
nickel	100	20	1.8 F	2.0 F	18 F	19 F	4.2 F	6.8 F	U	NA				
potassium	--	1,000	930	880 F	1,100	1,000	1,000	1,200	1,200	NA				
selenium	10	30	4.1 F	U	U	U	U	U	U	NA				
silver	50	10	U	U	U	U	U	U	U	NA				
sodium	20,000	1,000	7,800	7,400	7,700	7,600	6,800 B	8,400	7,300	NA				
thallium	0.5	80	U	U	U	U	U	U	U	NA				
vanadium	--	10	U	U	U	U	U	U	U	NA				
zinc	2,000	20	56 B	47 B	23 B	23 B	17 F	89	5.9 F	NA				
mercury	0.7	1	NA	NA	NA	NA	NA	NA	NA	NA				
Leachate Indicators (mg/L)														
alkalinity, Total	--	10	220		240		210	150	190	190				
ammonia	2	0.2	0.36		0.20		0.45	0.18	0.38	0.30				
BOD5	--	2.4	U		U		2.5	U	U	U				
bromide	2	0.5	0.074 F		0.083 F		0.11	0.12 F	0.092 F	0.11 F				
COD	--	5	13		17		13	20 B	7.0 F	U				
chloride	250	1	12		12		13	14	13	12				
color	15	5	NA		**60**		NA	**20**	U	**25**				
cyanide, Total	200	0.02	NA		NA		NA	NA	NA	NA				
fluoride	1.5	1								U				
hardness, Total	--	1	200		250		250	240	190	500				
nitrate	10	1	U		0.042 F		U	0.21	0.016 F	U				
TKN	1	1	0.31		0.24 B		0.55 B	0.24	0.56 B	0.51 F				
sulfate	250	1	13		19		15	21	14	14				
TDS	500	10	310		280		250	260	240	250				
TOC	--	1	1.5 B		0.86 F		0.77 F	0.83 F	1.3	0.86 F				
phenolics, Total	--	0.005	NA		NA		NA	NA	NA	NA				

For notes, please refer to the end of the tables section.

Table 3-2
Groundwater and Surface Water Sampling Results (continued)

Location of Well	NYSDEC Class GA Groundwater Standards	Reporting Limit	LF2MW-4												
Date of Collection			12/4/2003	3/26/2004	6/25/2004	9/15/2004	12/14/2004	3/31/2005	6/21/2005	9/8/2005	12/19/2005	3/14/2006	9/13/2006		4/2/2007	
Sample ID No.			LF2M0437AA	LF2M0437BA	LF2M0437CA	LF2M0437DA	LF2M0437EA	LF2M0437FA	LF2M0437GA	LF2M0437HA	LF2M0437IA	LF2M0437JA	LF2M0437KA		LF2M0437LA	
Depth to Water (ft)			29.79	29.21	29.92	30.25	29.81	29.34	30.42	32.51	30.68	29.19	30.70		27.25	
VOCs (µg/L)																
1,1-dichloroethane	5*	1	U	0.24 F	U	U	U	U	0.24 F	U	U	U	NA		NA	
1,2-dichloroethane	0.6	1	U	U	U	U	U	U	U	U	U	U	NA		NA	
acetone	50	10	U	U	U	1.5 F	U	U	U	U	U	U	NA		NA	
carbon disulfide	1,000	0.5	U	U	U	U	U	U	U	U	U	U	NA		NA	
chloroethane	5*	1	U	0.41 F	0.29 F	U	U	U	0.29 F	U	U	U	NA		NA	
cis-1,2-dichloroethene	5*	1	U	U	U	U	U	U	U	U	U	U	NA		NA	
dichlorodifluoromethane	5*	1	3.5	1.7	1.5	1.8	2.7	2.6	1.5	U	2.3	1.9	NA		NA	
methylene chloride	5*	1	U	U	U	U	U	U	0.23 F	U	U	U	NA		NA	
trichlorofluoromethane	5*	1	U	0.28 F	U	0.26 F	U	U	U	U	U	U	NA		NA	
vinyl chloride	2	1	U	U	U	U	U	U	U	U	U	U	NA		NA	
Metals (µg/L) [Dissolved / Total][1]																
aluminum	2,000	200	40.3 F	U	U	U	U	U	U	39.4 F	U	U	56.4 F	U	U	U
antimony	3	50	U	U	U	U	U	U	U	U	4.7 F	U	U	U	U	U
arsenic	25	30	U	U	U	U	U	U	U	U	U	U	U	U	U	U
barium	1,000	50	9.6 F	35 F	37.3 F	27.3 F	8.2 F	17.9 F	17.3 F	11.2 F	7 F	31.2 F	14 F	13.8 F	30 F	31 F
berylium	3	4	U	U	U	U	U	U	U	U	U	U	U	U	U	U
boron, Total	1,000	10	9.9 F	NA	NA	NA	NA	9.9 F	NA	NA	NA	11.9	NA	NA	NA	NA
cadmium	5	5	U	U	U	U	U	U	U	U	U	U	U	U	U	U
calcium	--	1,100	54,100	151,000	160,000	127,000	47,700	88,900	84,400	60,800	42,600	145,000	72,300	74,800	140,000	140,000
chromium	50	10	U	U	U	U	U	U	U	U	U	1.3 F	U	U	2.0 F	1.7 F
cobalt	--	60	U	U	U	U	U	U	U	U	U	U	U	U	U	U
copper	200	10	U	U	U	U	U	2.6 F	U	U	U	U	U	U	U	U
iron	300	200	44.9 F	55.9 F	20.9 F	U	U	U	U	68.5 F	U	U	10.5 F	27.6 F	9.5 F	U
lead	25	25	U	U	U	U	U	U	U	U	U	U	U	U	U	U
magnesium	35,000	1,000	10,800	19,300	19,600	17,700	9,320	11,300	12,500	11,000	9,920	15,600	10,300	10,600	14,000	15,000
manganese	300	10	54.1	122	115	129	23.9	55.1	66.3	10	5.1 F	2 F	27.2	26.1	14.0	13.0
molybdenum	--	15	U	U	U	U	U	1.6 F	U	U	U	U	U	U	U	U
nickel	100	20	U	U	U	U	U	U	U	U	U	U	U	U	1.2 F	U
potassium	--	1,000	930 F	1,940	1,820	1,540	771 F	1,210	1,150	928 F	651 F	1,480	926 F	921	1,400	1,400
selenium	10	30	U	U	U	U	U	U	U	U	U	U	U	U	U	U
silver	50	10	U	U	U	U	U	U	U	U	U	U	U	U	U	U
sodium	20,000	1,000	3,910	2,810	2,950	3,190	3,680	3,440	3,450	3,760	4,000	3,580	3,410	3,550	3,200	3,300
thallium	0.5	80	U	U	U	U	U	U	U	U	U	U	U	U	U	U
vanadium	--	10	U	U	U	U	U	U	U	U	U	U	U	U	U	U
zinc	2,000	20	U	U	U	U	U	U	U	3.9 F	4 F	U	38.5 B	29.2 B	U	U
mercury	0.7	1	U	NA	NA	NA	NA	U	NA	NA	NA	U	NA	NA	NA	NA
Leachate Indicators (mg/L)																
alkalinity, Total	--	10	170	459	383	364	154	271	274	186	138	405	210		370	
ammonia	2	0.2	U	U	U	U	0.046 F	0.027 F	U	0.049 F	U	U	U		U	
BOD5	--	2.4	U	U	U	U	U	U	U	U	U	U	U		U	
bromide	2	0.5	U	U	U	U	U	U	U	U	U	U	0.02 F		U	
COD	--	5	U	U	U	U	U	U	U	U	U	U	U		6.1 F	
chloride	250	1	5.8	3.8	3.8	5.8	5.6	6.4	6.7	7.8	7	5.6	8.1		5.5	
color	15	5	0	NA	NA	NA	NA	UJ	NA	NA	NA	3	NA		NA	
cyanide, Total	200	0.02	U	NA	NA	NA	NA	U	NA	NA	NA	U	NA		NA	
fluoride	1.5	1														
hardness, Total	--	1	310	468	444	400	180	280	292	239	200	305	240		600	
nitrate	10	1	U	0.58 F	1.8 B	0.87 F	1.1	0.77 F	0.94 F	0.83 F	1.3	0.66 F	0.97 F		0.94	
TKN	1	1	**1.2**	0.15 F	0.23	0.077 F	U	0.06 F	0.64	0.67	U	0.36	U		U	
sulfate	250	1	12.9	15.6	16.1	15.4	U	15.6	15.2	15	14.4	15	14		16	
TDS	500	10	218	**511**	479	381	196	293	332	218	167	475	270		420	
TOC	--	1	1.3	1.5	U	1.4	U	0.68 F	0.94 F	0.64 F	U	1.3	0.54 F		0.42 F	
phenolics, Total	--	0.005	U	U	U	U	U	U	0.0050 F	U	U	U	NA		NA	

For notes, please refer to the end of the tables section.

Table 3-2
Groundwater and Surface Water Sampling Results (continued)

Location of Well	NYSDEC Class GA Groundwater Standards	Reporting Limit	LF2MW-4											
Date of Collection			9/25/2007		3/31/2008		9/17/2008	4/8/2009	3/30/2010	6/9/2011				
Sample ID No.			LF2M0437MA		LF2M0437NA		LF2M0437OA	LF2M0437PA	LF2M0437QA	LF2M0437RA				
Depth to Water (ft)			32.50		27.65		31.57	28.01	29.69	28.06				
VOCs (µg/L)														
1,1-dichloroethane	5*	1	NA		NA		NA	NA	NA	NA				
1,2-dichloroethane	0.6	1	NA		NA		NA	NA	NA	NA				
acetone	50	10	NA		NA		NA	NA	NA	NA				
carbon disulfide	1,000	0.5	NA		NA		NA	NA	NA	NA				
chloroethane	5*	1	NA		NA		NA	NA	NA	NA				
cis-1,2-dichloroethene	5*	1	NA		NA		NA	NA	NA	NA				
dichlorodifluoromethane	5*	1	NA		NA		NA	NA	NA	NA				
methylene chloride	5*	1	NA		NA		NA	NA	NA	NA				
trichlorofluoromethane	5*	1	NA		NA		NA	NA	NA	NA				
vinyl chloride	2	1	NA		NA		NA	NA	NA	NA				
Metals (µg/L) [Dissolved / Total][1]														
aluminum	2,000	200	U	390.0	U	65 F	44 F	U	U	NA				
antimony	3	50	U	U	U	2.0 F	U	U	U	NA				
arsenic	25	30	U	U	U	U	U	U	U	NA				
barium	1,000	50	11 F	13 F	33 F	33 F	12 F	26 F	6.7 F	NA				
berylium	3	4	U	U	U	U	U	U	U	NA				
boron, Total	1,000	10	NA	NA	11 B	12 B	NA	15	11	NA				
cadmium	5	5	U	U	U	U	U	U	U	NA				
calcium	--	1,100	69,000	69,000	160,000	160,000	75,000	130,000	46,000	NA				
chromium	50	10	U	2.2 F	U	1.7 F	1.5 F	U	U	NA				
cobalt	--	60	U	U	U	U	U	U	U	NA				
copper	200	10	U	U	U	U	U	U	U	NA				
iron	300	200	U	480	U	39 F	13 F	15 F	20 F	NA				
lead	25	25	U	U	U	U	U	U	U	NA				
magnesium	35,000	1,000	11,000	11,000	16,000	16,000	11,000	15,000	11,000	NA				
manganese	300	10	U	42.0	1.6 F	12.0	7.0 F	150	3.7 F	NA				
molybdenum	--	15	U	U	U	U	U	U	U	NA				
nickel	100	20	U	1.8 F	U	U	U	U	U	NA				
potassium	--	1,000	980 F	1,100	1,400	1,400	950 F	1,200	620 F	NA				
selenium	10	30	U	U	U	U	U	U	U	NA				
silver	50	10	U	U	U	U	U	U	U	NA				
sodium	20,000	1,000	4,200	4,100	3,600	3500 B	4,900 B	4,700	4,800	NA				
thallium	0.5	80	U	U	U	U	U	U	U	NA				
vanadium	--	10	U	U	U	U	U	U	U	NA				
zinc	2,000	20	16 F	52 B	11 F	10 F	21 B	50 B	5.8 F	NA				
mercury	0.7	1	NA	NA	NA	NA	NA	NA	NA	NA				
Leachate Indicators (mg/L)														
alkalinity, Total	--	10	190		460		190	330	120	400				
ammonia	2	0.2	U		U		0.016 F	0.035 F	U	0.11				
BOD5	--	2.4	U		U		U	U	U	U				
bromide	2	0.5	0.029 F		U		0.038 F	0.035 F	0.031 F	U				
COD	--	5	11		6.3 F		U	6.7 F	U	U				
chloride	250	1	9.2		5.1		10	8.3	11	5.7				
color	15	5	NA		U		NA	U	U	U				
cyanide, Total	200	0.02	NA		NA		NA	NA	NA	NA				
fluoride	1.5	1								U				
hardness, Total	--	1	180		470		240	380	160	380				
nitrate	10	1	2.3		1.3		3.5	2.0	3.7	0.98				
TKN	1	1	0.074 F		U		0.18 F	U	0.21 B	0.47 F				
sulfate	250	1	13		15		14	15	16	15				
TDS	500	10	270		480		260	390	190	390				
TOC	--	1	0.71 F		0.52 F		U	0.59	U	1.5				
phenolics, Total	--	0.005	NA		NA		NA	NA	NA	NA				

For notes, please refer to the end of the tables section.

Table 3-2
Groundwater and Surface Water Sampling Results (continued)

Location of Well	NYSDEC Class GA Groundwater Standards	Reporting Limit	LF2MW-12													
Date of Collection			12/4/2003	3/26/2004	6/24/2004	9/15/2004	12/13/2004	3/31/2005	6/21/2005	9/8/2005	12/19/2005	3/14/2006	9/13/2006		4/3/2007	
Sample ID No.			LF2M1219AA	LF2M1219BA	LF2M1219CA	LF2M1219DA	LF2M1219EA	LF2M1219FA	LF2M1219GA	LF2M1219HA	LF2M1219IA	LF2M1219JA	LF2M1219KA		LF2M1219LA	
Depth to Water (ft)			9.62	8.99	10.16	10.31	9.43	9.09	10.77	12.74	10.50	8.94	11.12		8.07	
VOCs (µg/L)																
1,1-dichloroethane	5*	1	U	U	U	U	U	U	U	U	U	U	NA		NA	
1,2-dichloroethane	0.6	1	U	U	U	U	U	U	U	U	U	U	NA		NA	
acetone	50	10	U	U	1.6 F	U	U	U	U	U	U	U	NA		NA	
carbon disulfide	1,000	0.5	U	U	U	U	U	U	U	U	U	U	NA		NA	
chloroethane	5*	1	U	U	U	U	U	U	U	U	U	U	NA		NA	
cis-1,2-dichloroethene	5*	1	U	U	U	U	U	U	U	U	U	U	NA		NA	
dichlorodifluoromethane	5*	1	0.52 F	U	0.28 F	0.35 F	0.32 F	U	U	U	U	U	NA		NA	
methylene chloride	5*	1	U	U	U	U	U	U	U	U	U	U	NA		NA	
trichlorofluoromethane	5*	1	0.21 F	U	U	U	U	U	U	U	U	U	NA		NA	
vinyl chloride	2	1	U	U	U	U	U	U	U	U	U	U	NA		NA	
Metals (µg/L) [Dissolved / Total][1]																
aluminum	2,000	200	U	U	U	U	U	U	U	U	U	U	41.6 F	U	U	U
antimony	3	50	U	U	U	U	U	U	U	U	U	U	U	U	U	U
arsenic	25	30	U	U	U	U	U	U	U	U	U	U	U	U	U	U
barium	1,000	50	46.5 F	47.1 F	50.2	49.5 F	47.7 F	45.2 F	37.3	42.1 F	37.9 F	38.3 F	42.6 F	41.3 F	39 F	40 F
berylium	3	4	U	U	U	U	U	U	U	U	U	U	U	U	U	U
boron, Total	1,000	10	80.7	NA	NA	NA	NA	68.7	NA	NA	NA	55.9	NA	NA	NA	NA
cadmium	5	5	U	U	U	U	U	U	U	U	U	U	U	U	U	U
calcium	--	1,100	162,000	170,000	178,000	168,000	158,000	156,000	131,000	145,000	136,000	147,000	153,000	157,000	150,000	150,000
chromium	50	10	U	U	U	U	3 F	U	U	U	0.9 F	7.2 F	U	U	3.5 F	U
cobalt	--	60	U	U	U	U	U	U	U	U	U	U	U	U	U	U
copper	200	10	U	U	U	U	U	2.4 F	2.2 F	U	U	1.6 F	U	U	U	U
iron	300	200	U	**458**	177 F	**352**	**345**	**1,400**	238	58 F	198 F	82.1 F	U	59.6 F	U	56 F
lead	25	25	U	U	U	U	U	U	U	U	U	U	U	U	U	U
magnesium	35,000	1,000	17,900	18,600	19,400	17,200	15,900	14,800	12,600	12,200	11,000	12,100	12,000	12,300	13,000	13,000
manganese	300	10	94.2	263	293	271	**339**	**364**	**422**	**448**	279	**309**	**311**	**338**	**600**	**600**
molybdenum	--	15	U	U	U	U	U	U	U	U	U	U	U	U	U	U
nickel	100	20	U	U	U	U	3 F	U	1.8 F	U	U	U	U	U	U	U
potassium	--	1,000	8,340	8,060	8,390	8,940	8,700	8,060	7,510	8,710 B	8,360	7,340	8,450	8,260	7,800	7,900
selenium	10	30	U	U	U	U	U	U	U	U	U	U	U	U	U	U
silver	50	10	U	U	U	U	U	U	U	U	U	U	U	U	U	U
sodium	20,000	1,000	2,640	2,950	2,960	2,600	2,220	2,350	2,130	2,090	1,410	2,120	2,960	2,720	2,300	2,400
thallium	0.5	80	U	U	U	U	U	U	U	U	U	U	U	U	U	U
vanadium	--	10	U	U	U	U	U	U	U	U	U	U	U	U	U	U
zinc	2,000	20	U	U	U	U	U	U	U	U	4.8 F	U	15.5 F	16.9 F	U	U
mercury	0.7	1	U	NA	NA	NA	NA	U	NA	NA	NA	U	NA	NA	NA	NA
Leachate Indicators (mg/L)																
alkalinity, Total	--	10	418	452	393	440	420	424	409	397	372	372	390		370	
ammonia	2	0.2	0.065	U	U	U	0.049 F	U	0.024 F	0.074	U	U	U		0.031 F	
BOD5	--	2.4	U	U	U	U	U	U	U	U	U	U	U		U	
bromide	2	0.5	U	U	U	U	U	U	U	U	U	U	U		U	
COD	--	5	U	12.4	6 F	U	U	U	4.6 F	15.2	27.6 B	U	14		15	
chloride	250	1	2.5	2.7	2.5	2.6	2.3	2	1.6	1.9	1.5	1.6	1.2		0.95 F	
color	15	5	0	NA	NA	NA	NA	12 J	NA	NA	NA	U	NA		NA	
cyanide, Total	200	0.02	U	NA	NA	NA	NA	U	NA	NA	NA	U	NA		NA	
fluoride	1.5	1														
hardness, Total	--	1	750	496	516	505	468	448	424	468	400	298	400		410	
nitrate	10	1	**10.8**	7.0 J	U	4.8 F	5.2	3.8	2.6	2.1	1.3	2.8	2.4		1.0	
TKN	1	1	0.32	0.66 B	0.65 B	0.52	0.44 B	0.58 B	U	0.87	**1.1 B**	0.64	0.12 F		0.15 F	
sulfate	250	1	65.1	52.4	45.9	46.9	43.6	42.2	31.9	35	32.3	29.4	54		37	
TDS	500	10	**590**	**610**	**554**	**515**	485	481	470	448	409	483	**540**		46	
TOC	--	1	4	4.4	3.2	4.9	4.4	4	4.7	4.2 B	2.9	4	4.1		4.4	
phenolics, Total	--	0.005	U	U	0.009 F	U	U	U	0.0050 F	U	U	0.007 F	NA		NA	

For notes, please refer to the end of the tables section.

Table 3-2
Groundwater and Surface Water Sampling Results (continued)

Location of Well	NYSDEC Class GA Groundwater Standards	Reporting Limit	LF2MW-12													
Date of Collection			9/25/2007		3/31/2008		9/17/2008	4/7/2009	3/29/2010	6/13/2011						
Sample ID No.			LF2M1219MA		LF2M1219NA		LF2M1219OA	LF2M1219PA	LF2M1219QA	LF2M1219RA						
Depth to Water (ft)			13.08		8.2		12.2	8.39	8.98	9.11						
VOCs (µg/L)																
1,1-dichloroethane	5*	1	NA		NA		NA	NA	NA	NA						
1,2-dichloroethane	0.6	1	NA		NA		NA	NA	NA	NA						
acetone	50	10	NA		NA		NA	NA	NA	NA						
carbon disulfide	1,000	0.5	NA		NA		NA	NA	NA	NA						
chloroethane	5*	1	NA		NA		NA	NA	NA	NA						
cis-1,2-dichloroethene	5*	1	NA		NA		NA	NA	NA	NA						
dichlorodifluoromethane	5*	1	NA		NA		NA	NA	NA	NA						
methylene chloride	5*	1	NA		NA		NA	NA	NA	NA						
trichlorofluoromethane	5*	1	NA		NA		NA	NA	NA	NA						
vinyl chloride	2	1	NA		NA		NA	NA	NA	NA						
Metals (µg/L) [Dissolved / Total][1]																
aluminum	2,000	200	U	U	120 F	1,300	U	U	U	NA						
antimony	3	50	U	U	U	U	U	U	U	NA						
arsenic	25	30	U	U	U	U	U	U	U	NA						
barium	1,000	50	46 F	46 F	46 F	51	44 F	43 F	51 B	NA						
berylium	3	4	U	U	U	U	U	U	U	NA						
boron, Total	1,000	10	NA	NA	88	220	NA	63	59 B	NA						
cadmium	5	5	U	U	U	U	U	U	U	NA						
calcium	--	1,100	170,000	170,000	170,000	180,000	160,000	170,000	190,000	NA						
chromium	50	10	U	U	U	1.9 F	U	U	U	NA						
cobalt	--	60	U	U	U	U	U	U	U	NA						
copper	200	10	U	U	U	U	U	U	U	NA						
iron	300	200	U	22 F	U	97 F	27 F	45 F	23 F	NA						
lead	25	25	U	U	U	U	U	U	U	NA						
magnesium	35,000	1,000	13,000	13,000	15,000	15,000	14,000	14,000	15,000 B	NA						
manganese	300	10	**870**	**680**	**1,100**	**1,200**	**1,900**	**1,500**	**1,700**	NA						
molybdenum	--	15	U	U	U	U	U	U	U	NA						
nickel	100	20	1.7 F	1.4 F	1.3 F	1.3 F	1.6 F	U	U	NA						
potassium	--	1,000	9,200	9,400	8,200	8,200	8,500	7,900	8,700	NA						
selenium	10	30	U	U	U	U	U	U	U	NA						
silver	50	10	U	U	U	U	U	U	U	NA						
sodium	20,000	1,000	2,300	2,400	2,400	2,500	1,900 B	2,100	2,400 B	NA						
thallium	0.5	80	U	U	U	U	U	U	U	NA						
vanadium	--	10	U	U	U	U	U	U	U	NA						
zinc	2,000	20	24 B	23 B	10 F	11 F	14 F	11 F	7.1 FB	NA						
mercury	0.7	1	NA	NA	NA	NA	NA	NA	NA	NA						
Leachate Indicators (mg/L)																
alkalinity, Total	--	10	440		490		400	420	520	200						
ammonia	2	0.2	0.058		0.030 F		0.088 B	0.089	0.10 B	0.28						
BOD5	--	2.4	U		U		U	U	U	U						
bromide	2	0.5	U		U		0.031 F	0.062 F	0.037 F	0.23 F						
COD	--	5	11		8.5 F		3.7 F	20	9.2 FB	13 F						
chloride	250	1	1.2		1.8		1.2	1.5	2.3	2.4 F						
color	15	5	NA		U		NA	**20**	U	U						
cyanide, Total	200	0.02	NA		NA		NA	NA	NA	NA						
fluoride	1.5	1								U						
hardness, Total	--	1	610		500		460	490	530	500						
nitrate	10	1	1.6		0.5		0.49 F	0.6	0.43 F	U						
TKN	1	1	0.19 F		0.22 B		0.32 B	U	0.52 B	0.65 F						
sulfate	250	1	22		22		35	24	20	37						
TDS	500	10	**500**		**520**		460	460	540	**580**						
TOC	--	1	3.9		3.4		3.3	4.0	3.9	4.6						
phenolics, Total	--	0.005	NA		NA		NA	NA	NA	NA						

For notes, please refer to the end of the tables section.

Table 3-2
Groundwater and Surface Water Sampling Results (continued)

Location of Well	NYSDEC Class GA Groundwater Standards	Reporting Limit	LF2MW-13													
Date of Collection			12/4/2003	3/26/2004	6/25/2004	9/15/2004	12/13/2004	3/31/2005	6/21/2005	9/8/2005	12/16/2005	3/14/2006	9/13/2006		4/2/2007	
Sample ID No.			LF2M1312AA	LF2M1312BA	LF2M1312CA	LF2M1312DA	LF2M1312EA	LF2M1312FA	LF2M1312GA	LF2M1312HA	LF2M1312IA	LF2M1312JA	LF2M1312KA		LF2M1312LA	
Depth to Water (ft)			3.12	2.47	4.32	4.46	2.68	2.78	5.15	6.97	4.53	2.46	5.63		2.25	
VOCs (µg/L)																
1,1-dichloroethane	5*	1	U	U	U	U	U	U	U	U	U	U	NA		NA	
1,2-dichloroethane	0.6	1	U	U	U	U	U	U	U	U	U	U	NA		NA	
acetone	50	10	U	U	1.6 F	3.9 F	U	U	U	U	U	U	NA		NA	
carbon disulfide	1,000	0.5	U	U	U	U	U	U	U	U	U	U	NA		NA	
chloroethane	5*	1	U	U	U	U	U	U	U	U	U	U	NA		NA	
cis-1,2-dichloroethene	5*	1	U	U	U	U	U	U	U	U	U	U	NA		NA	
dichlorodifluoromethane	5*	1	U	U	U	U	U	U	U	U	U	U	NA		NA	
methylene chloride	5*	1	U	U	U	U	U	U	U	U	U	U	NA		NA	
trichlorofluoromethane	5*	1	U	U	U	U	U	U	U	U	U	U	NA		NA	
vinyl chloride	2	1	U	U	U	U	U	U	U	U	U	U	NA		NA	
Metals (µg/L) [Dissolved / Total][1]																
aluminum	2,000	200	1,140	**6,650**	60.7 F	42.8 F	103 F	544	NA	60.4 F	83.6 F	468	62.4 F	126 F	46 F	140 F
antimony	3	50	U	U	U	U	U	U	U	U	4.8 F	U	U	U	U	U
arsenic	25	30	U	U	U	U	U	U	U	U	U	U	U	U	U	U
barium	1,000	50	21.2 F	36.9 F	29 F	41.5 F	19.8 F	9.2 F	23.8 F	35.8 F	44.9 F	10.1 F	27.8 F	25.6 F	15 F	15 F
berylium	3	4	U	0.3 F	U	U	U	U	U	U	U	U	U	U	U	U
boron, Total	1,000	10	35	NA	NA	NA	NA	11.5	NA	NA	NA	10.9	NA	NA	NA	NA
cadmium	5	5	U	U	U	U	U	U	U	U	U	U	U	U	U	U
calcium	--	1,100	54,100	44,600	82,500	96,000	54,300	29,500	83,500	92,600	103,000	33,400	77,800	74,500	75,000	72,000
chromium	50	10	1.8 F	10.9	U	U	U	1.5 F	U	U	1.2 F	1.4 F	U	3.96 F	2.6 F	1.7 F
cobalt	--	60	U	3.1 F	2.1 F	2.8 F	1.5 F	1 F	1.4 F	1.5 F	3.1 F	U	U	U	U	U
copper	200	10	4.9 F	23.1	U	U	U	3.4 F	1.7 F	U	2.1 F	5.6 F	U	2.03 F	U	U
iron	300	200	**2,620**	**10,200**	286	191	**1,250**	**1,200 J**	**494**	168 F	**485**	**404**	**361**	**775 J**	**930**	**1,200**
lead	25	25	U	3.9 F	U	U	U	U	U	U	U	U	U	U	U	U
magnesium	35,000	1,000	5,220	7,080	6,070	8,060	4,580	2,450	6,270	7,450	9,460	2,480	6,100	5,820	6,200	6,100
manganese	300	10	**2,440**	**1,030**	**3,500**	**5,080**	**2,700**	**806**	**3,410**	**3,500**	**5,300**	144	**3,690**	**3,240**	**3,700**	**3,400**
molybdenum	--	15	U	U	U	U	U	1.1 F	U	U	U	U	U	U	U	U
nickel	100	20	3.9 F	9.7 F	7.1 F	7.2 F	3.4 F	2.4 F	3.7 F	3.8 F	8.6 F	U	3.48 F	4.88 F	2.2 F	2.2 F
potassium	--	1,000	3,420	4,700	3,430	4,280	2,500	1,710	2,850	4,040 B	3,700	2,100	3,020	3,040	2,800	2,900
selenium	10	30	U	U	U	U	U	U	U	U	U	U	U	U	U	U
silver	50	10	U	U	U	U	U	U	U	U	U	U	U	U	U	U
sodium	20,000	1,000	1,360	1,120	1,430	3,140	1,350	713 F	1,680	2,900	2,970	1,050	2,130	1,950	1,800	1,900
thallium	0.5	80	U	U	U	U	U	U	U	U	U	U	U	U	U	U
vanadium	--	10	3.4 F	14.9	U	U	1.5 F	1.3 F	U	U	U	3.1 F	1.87 F	3.42 F	0.84 F	1.4 F
zinc	2,000	20	5.8 F	23.7	9.2 F	U	U	U	U	4.7 F	4.4 F	U	1.84 F	18.3 F	U	U
mercury	0.7	1	U	NA	NA	NA	NA	U	NA	NA	NA	U	NA	NA	NA	NA
Leachate Indicators (mg/L)																
alkalinity, Total	--	10	147	105	192	280	149	84.3	264	278	294	96.5	230		210	
ammonia	2	0.2	0.24	0.0094 F	0.15 B	0.44	0.28 J	0.05	0.18	0.82	0.74	U	0.42		0.070	
BOD5	--	2.4	3.7	U	2.5	U	U	U	U	U	U	U	U		2.1	
bromide	2	0.5	U	U	U	U	U	U	U	U	0.57 J	0.48 F	0.023 F		0.065 F	
COD	--	5	12	U	18.5	15.1	12.1	U	U	15.6	U	UM	22		26 B	
chloride	250	1	2.8	1.4	1.9	2.2	1.1	1.1	1.8	2.5	3.2	1.3	1.4		1.7	
color	15	5	**60**	NA	NA	NA	NA	**50 J**	NA	NA	NA	**30**	NA		NA	
cyanide, Total	200	0.02	U	NA	NA	NA	NA	U	NA	NA	NA	U	NA		NA	
fluoride	1.5	1														
hardness, Total	--	1	190	176	220	315	188	88	272	272	290	82.1	250		260	
nitrate	10	1	U	U	0.15	U	U	U	U	U	U	0.05 F	0.011 F		U	
TKN	1	1	0.48	0.066 F	0.71	0.76	0.57 B	0.32 B	0.76	**1.7**	**1.4 J**	UM	0.64		0.19 F	
sulfate	250	1	11.5	8.8	2.9	25.1	8.4	2 J	9.1	15.5	33	2.4	17		3.1	
TDS	500	10	199	162	251	275	221	110	325	295	365	139	270		200	
TOC	--	1	6.1	3.4	6.2	9.1	7	3.4	6.3	4.7 B	5.3	3	6.8		5.5	
phenolics, Total	--	0.005	U	U	0.0038 F	U	U	U	0.0050 F	U	U	U	NA		NA	

For notes, please refer to the end of the tables section.

Table 3-2
Groundwater and Surface Water Sampling Results (continued)

Location of Well	NYSDEC Class GA Groundwater Standards	Reporting Limit	LF2MW-13											
Date of Collection			9/25/2007		3/31/2008		9/17/2008	4/7/2009	3/29/2010	6/13/2011				
Sample ID No.			LF2M1312MA		LF2M1312NA		LF2M1312OA	LF2M1312PA	LF2M1312QA	LF2M1312RA				
Depth to Water (ft)			7.28		2.07		6.55	2.18	3.56	2.78				
VOCs (µg/L)														
1,1-dichloroethane	5*	1	NA		NA		NA	NA	NA	NA				
1,2-dichloroethane	0.6	1	NA		NA		NA	NA	NA	NA				
acetone	50	10	NA		NA		NA	NA	NA	NA				
carbon disulfide	1,000	0.5	NA		NA		NA	NA	NA	NA				
chloroethane	5*	1	NA		NA		NA	NA	NA	NA				
cis-1,2-dichloroethene	5*	1	NA		NA		NA	NA	NA	NA				
dichlorodifluoromethane	5*	1	NA		NA		NA	NA	NA	NA				
methylene chloride	5*	1	NA		NA		NA	NA	NA	NA				
trichlorofluoromethane	5*	1	NA		NA		NA	NA	NA	NA				
vinyl chloride	2	1	NA		NA		NA	NA	NA	NA				
Metals (µg/L) [Dissolved / Total][1]														
aluminum	2,000	200	U	U	300 B	1,200	90 F	88 F	73 F♦	NA				
antimony	3	50	U	U	U	1.6 F♦	U	**5.3 F**	U	NA				
arsenic	25	30	U	U	U	U	U	U	U	NA				
barium	1,000	50	29 F♦	30 F	11 F	21 F	33 F	11 F	17 FB	NA				
berylium	3	4	U	U	U	U	U	U	U	NA				
boron, Total	1,000	10	NA	NA	43 B	20 B♦	NA	19♦	23 B♦	NA				
cadmium	5	5	U	U	U	U	U	U	U	NA				
calcium	--	1,100	83,000	88,000	49,000	47,000	89,000	44,000	54,000 B	NA				
chromium	50	10	1.6 F♦	2.1 F	1.4♦	6.2 F	2.2 F	U	U	NA				
cobalt	--	60	U	U	U	U	U	U	U	NA				
copper	200	10	U	U	U	7.1 F	U	4.5 F♦	U	NA				
iron	300	200	**920**	**960**	**210**	**2,300**	**390♦**	240♦	250♦	NA				
lead	25	25	U	U	U	U	U	U	U	NA				
magnesium	35,000	1,000	6,700	7,100	3,800	4,100	7,300♦	3,700	4,300 B	NA				
manganese	300	10	**4,900**	**5,400**	**530♦**	**910**	**5,200**	**400**	65 J	NA				
molybdenum	--	15	3.2 F♦	3.5 F♦	U	U	U	U	U	NA				
nickel	100	20	2.3 F♦	3.1 F	1.3 F	5.3 F	3.1 F	U	U	NA				
potassium	--	1,000	4100♦	4,200	2,200	2,600	3,500	2,500	3,600 B♦	NA				
selenium	10	30	2.9 F♦	3.5 F	U	U	U	U	U	NA				
silver	50	10	U	U	U	U	U	U	U	NA				
sodium	20,000	1,000	2,200	2,300	1,600	1800 B	3,800 B	1,100	1,600 B	NA				
thallium	0.5	80	U	U	U	U	U	U	U	NA				
vanadium	--	10	U	0.69 F♦	1.2 F	5.1 F	1.2 F	U	U	NA				
zinc	2,000	20	45 B	79 B♦	13 F♦	22 B♦	13 F♦	16 F♦	6.0 FB	NA				
mercury	0.7	1	NA	NA	NA	NA	NA	NA	NA	NA				
Leachate Indicators (mg/L)														
alkalinity, Total	--	10	250		140		260	110	150♦	190				
ammonia	2	0.2	0.55♦		0.023 F		0.30♦	0.034 F	0.068 B	0.190				
BOD5	--	2.4	U		U		U	U	U	2.2 F♦				
bromide	2	0.5	0.050 F♦		U		0.074 F♦	0.012 F	U	U				
COD	--	5	20		20 J		22♦	23 J♦	9.5 FB	29♦				
chloride	250	1	1.9		2.2♦		1.6♦	0.53 F	0.65 F	0.84 F♦				
color	15	5	NA		15		NA	**20**	U	**50**				
cyanide, Total	200	0.02	NA		NA		NA	NA	NA	NA				
fluoride	1.5	1								0.17 F♦				
hardness, Total	--	1	220		140		330♦	140	150	180♦				
nitrate	10	1	U		0.10 ♦		U	0.036 F♦	0.015 F	U				
TKN	1	1	0.85 J		0.35 B		0.76 J♦	0.15 F	0.45 B	0.70 F♦				
sulfate	250	1	5.7		8.8 J♦		12	2.9	8.5	0.43 F				
TDS	500	10	300♦		150		310	100	230♦	220				
TOC	--	1	5.3♦		4.3		6.4	4.5♦	3.3	11				
phenolics, Total	--	0.005	NA		NA		NA	NA	NA	NA				

For notes, please refer to the end of the tables section.

Table 3-2
Groundwater and Surface Water Sampling Results (continued)

Location of Well	NYSDEC Class GA Groundwater Standards	Reporting Limit	LF2MW-14											
Date of Collection			12/4/2003	3/31/2005	3/14/2006	4/2/2007		3/31/2008		4/8/2009	3/29/2010	6/9/2011		
Sample ID No.			LF2M1416AA	LF2M1416FA	LF2M1416JA	LF2M1416LA		LF2M1416NA		LF2M1416PA	LF2M1416QA	LF2M1416RA		
Depth to Water (ft)			7.89	7.63	7.67	6.70		7.31		7.36	8.08	8.25		
VOCs (µg/L)														
1,1-dichloroethane	5*	1	U	U	U	NA		NA		NA	NA	NA		
1,2-dichloroethane	0.6	1	U	U	U	NA		NA		NA	NA	NA		
acetone	50	10	1.9 F	U	U	NA		NA		NA	NA	NA		
carbon disulfide	1,000	0.5	U	U	U	NA		NA		NA	NA	NA		
chloroethane	5*	1	U	U	U	NA		NA		NA	NA	NA		
cis-1,2-dichloroethene	5*	1	U	U	U	NA		NA		NA	NA	NA		
dichlorodifluoromethane	5*	1	U	U	U	NA		NA		NA	NA	NA		
methylene chloride	5*	1	U	U	U	NA		NA		NA	NA	NA		
trichlorofluoromethane	5*	1	U	U	U	NA		NA		NA	NA	NA		
vinyl chloride	2	1	U	U	U	NA		NA		NA	NA	NA		
Metals (µg/L) [Dissolved / Total][1]														
aluminum	2,000	200	978	846	836	680	760	750 B	1300	800	790	NA		
antimony	3	50	U	U	U	U	U	U	U	U	U	NA		
arsenic	25	30	U	U	U	U	U	U	U	U	U	NA		
barium	1,000	50	67.8	53.6	53.1	52	53	52	54	52	49 FB	NA		
berylium	3	4	0.80 F	0.6 F	0.5 F	0.61 F	0.60 F	0.55 F	0.55 F	0.59 F	0.50 F	NA		
boron, Total	1,000	10	6.2 F	5.3 F	6.3 F	NA	NA	5.9 F	44 B	6.7 F	8.9 FB	NA		
cadmium	5	5	U	U	U	U	U	U	U	U	U	NA		
calcium	--	1,100	1,600	1,820	1,460	1,500	1,500	1,400	2,200	1,600	1,800 B	NA		
chromium	50	10	U	1 F	0.8 F	U	U	U	U	U	U	NA		
cobalt	--	60	2.1 F	3.2 F	3.3 F	U	U	U	U	U	U	NA		
copper	200	10	4.7 F	5.4 F	5.5 F	3.8 F	4.3 F	3.5 F	4.4 F	4.5 F	4.4 F	NA		
iron	300	200	35 F	107 F	144 F	8.4 F	46 F	U	140 F	64 F	61 F	NA		
lead	25	25	U	U	U	U	U	U	U	U	U	NA		
magnesium	35,000	1,000	766 F	751 F	648 F	680 F	680	640 F	720 F	780 F	820 FB	NA		
manganese	300	10	135	123	123	120	120	110	110	120	120	NA		
molybdenum	--	15	U	0.8 F	U	U	U	U	U	U	U	NA		
nickel	100	20	5 F	5 F	5.8 F	5.9 F	6.0 F	5.7 F	6.2 F	5.7 F	5.1 F	NA		
potassium	--	1,000	252 F	227 F	220 F	U	U	130 F	180 F	U	U	NA		
selenium	10	30	U	U	U	U	U	U	U	U	U	NA		
silver	50	10	U	U	U	U	U	U	U	U	U	NA		
sodium	20,000	1,000	663 F	1,240	1,730	1,200	1,200	1300 B	1300 B	1,300	1,800 B	NA		
thallium	0.5	80	U	U	U	U	U	U	U	U	U	NA		
vanadium	--	10	U	U	U	U	1.8 F	U	0.71 F	U	U	NA		
zinc	2,000	20	34.4	25.6	29.8	29	29	35 B	36 B	40 B	31 B	NA		
mercury	0.7	1	U	U	U	NA	NA	NA	NA	NA	NA	NA		
Leachate Indicators (mg/L)														
alkalinity, Total	--	10	U	2.4 F	0.89 F	U		U		U	U	U		
ammonia	2	0.2	U	0.039 F	U	U		U		U	U	0.11		
BOD5	--	2.4	U	U	U	U		U		U	U	U		
bromide	2	0.5	U	U	0.34 F	U		U		U	U	U		
COD	--	5	U	U	U	17 B		4.1 F		9.0 F	U	U		
chloride	250	1	2.6	2.4	2.8	2		0.53 F		1.9	2.1	1.2 F		
color	15	5	0	10 J	U	NA		U		U	U	U		
cyanide, Total	200	0.02	U	U	U	NA		NA		NA	NA	NA		
fluoride	1.5	1										0.093 F		
hardness, Total	--	1	28	8	1.8 F	U		28		U	7.8	16		
nitrate	10	1	U	0.07 F	0.09 F	0.11		U		0.19	0.078 F	0.058 F		
TKN	1	1	U	0.27 B	0.12 F	U		U		U	0.52 B	0.50 F		
sulfate	250	1	9.7	12	7.8	8.8		2.2		10	10	11		
TDS	500	10	30	33	30	U		26		U	38 B	16		
TOC	--	1	U	0.93 F	1.2	1.2		1.2		1.2	1.9	1.3		
phenolics, Total	--	0.005	U	U	U	NA		NA		NA	NA	NA		

For notes, please refer to the end of the tables section.

Table 3-2
Groundwater and Surface Water Sampling Results (continued)

Location of Well	NYSDEC Class GA Groundwater Standards	Reporting Limit	LF2MW-100													
Date of Collection			12/4/2003	3/26/2004	6/25/2004	9/16/2004	12/14/2004	4/1/2005	6/22/2005	9/7/2005	12/19/2005	3/15/2006	9/14/2006		4/3/2007	
Sample ID No.			LF2M10009AA	LF2M10011BA	LF2M10015CA	LF2M10026DA	LF2M10031EA	LF2M10022FA	LF2M10026FA	LF2M10046HA	LF2M10028IA	LF2M10021JA	LF2M10011KA		LF2M10008LA	
Depth to Water (ft)			9.42	10.92	15.24	25.70	30.90	21.80	26.37	46.15	27.80	20.91	10.80		8.06	
VOCs (µg/L)																
1,1-dichloroethane	5*	1	U	U	U	U	U	U	U	U	U	U	NA		NA	
1,2-dichloroethane	0.6	1	U	U	U	U	U	U	U	U	U	U	NA		NA	
acetone	50	10	2.7 F	2.5 F	3.6 F	2.6 F	4.2 F	1.4 F	U	U	6.2 F	7.8 F	NA		NA	
carbon disulfide	1,000	0.5	U	U	U	U	U	U	U	U	U	U	NA		NA	
chloroethane	5*	1	U	U	U	U	U	U	U	U	U	U	NA		NA	
cis-1,2-dichloroethene	5*	1	U	U	U	U	U	U	U	U	U	U	NA		NA	
dichlorodifluoromethane	5*	1	U	U	U	U	U	U	U	UJ	U	U	NA		NA	
methylene chloride	5*	1	U	U	U	U	U	U	U	U	U	4.2	NA		NA	
trichlorofluoromethane	5*	1	U	U	U	U	U	U	U	U	U	U	NA		NA	
vinyl chloride	2	1	U	U	U	U	U	U	U	U	U	U	NA		NA	
Metals (µg/L) [Dissolved / Total][1]																
aluminum	2,000	200	1,230	**13,900**	336	209	142 F	128 F	531	201	147 F	40.8 F	42.1 F	58.6 F	U	190 F
antimony	3	50	**7.5 F**	U	U	U	U	**4 F**	**5.7 F**	U	5.6 F	U	U	U	2.5 F	2.1 F
arsenic	25	30	U	7.4 F	U	U	U	U	U	U	U	U	U	U	U	U
barium	1,000	50	**2,280**	**2,690**	**1,770**	**1,780**	**1,860**	**1,880**	**1,390**	**1,860**	**3,020**	**1,540**	**1,840**	**1,900**	**1,900**	**2,000**
berylium	3	4	0.4 F	1.2 F	U	U	U	U	U	0.3 F	0.3 F	0.3 F	U	U	U	U
boron, Total	1,000	10	706	NA	NA	NA	NA	769	NA	NA	NA	746	NA	NA	NA	NA
cadmium	5	5	U	U	U	U	U	U	U	U	U	U	U	U	U	U
calcium	--	1,100	68,000	74,600	47,300	49,200	47,400	49,000	39,000	54,700	83,600	46,500	52,800	56,600	60,000	64,000
chromium	50	10	5.2 F	**52**	3.4 F	2.5 F	U	2.5 F	**181**	**970**	**170**	8.8 F	**93.6**	**877**	18	**3,400**
cobalt	--	60	1.5 F	8.9 F	1.1 F	1.5 F	1.3 F	U	3.6 F	22.5	2.6 F	1.7 F	7.57 F	U	18 F	69
copper	200	10	81.3	184	18.8	8.9 F	8.6 F	6.3 F	24.8 F	21.9	10.1	3.3 F	3.28 F	16.4	7.5 F	**240**
iron	300	200	**1,920**	**22,200**	**427**	274	122 F	116 F	**1,170**	**5,220**	**560**	72.8 F	283	**1,760**	**2,200**	**27,000**
lead	25	25	U	17.2 F	U	U	U	U	U	U	U	U	U	U	U	U
magnesium	35,000	1,000	22,400	26,700	15,300	16,600	15,300	15,600	12,400	16,800	25,600	14,300	16,300	17,300	18,000	19,000
manganese	300	10	130	**557**	86	88.7	77.4	80.8	106	**458**	260	107	**326**	**320**	**520**	**1,200**
molybdenum	--	15	25.2	29.5	17.8	21	15.9	10.5 F	21.3	47.1	29.4	15.9	22.5	35.8	46	190
nickel	100	20	19.9 F	76.6	9.7 F	8.3 F	6.6 F	7.3 F	**136**	**1,020**	68.7	87.9	**646**	**596**	**1,100**	**3,700**
potassium	--	1,000	28,600	28,200 F	24,100 F	22,200 F	23,800 F	33,200 J	30,000 M	40,000 M	50,900 M	31,500	28,800	30,200	29,000	30,000
selenium	10	30	U	U	U	U	U	U	U	U	U	U	U	U	U	U
silver	50	10	U	U	U	U	U	U	U	U	U	U	U	U	U	U
sodium	20,000	1,000	**1,920,000**	**1,660,000**	**1,390,000**	**1,400,000**	**1,490,000**	**1,400,000**	**1,220,000**	**1,500,000**	**1,810,000**	**1,390,000**	**1,660,000**	**1,700,000**	**1,700,000**	**1,800,000**
thallium	0.5	80	U	U	U	U	U	U	U	U	U	U	**13.4 F**	**11.1 F**	U	U
vanadium	--	10	3.1 F	20.2	0.8 F	U	U	U	2.3 F	3.8 F	1 F	U	U	4.68 F	U	13
zinc	2,000	20	10.5 F	61.7	8.2 F	24.7	12.8 F	12.4	21.3	39	22	12.3 F	30.5 B	99.3 B	26	27
mercury	0.7	1	U	NA	NA	NA	NA	U	NA	NA	NA	U	U	NA	NA	NA
Leachate Indicators (mg/L)																
alkalinity, Total	--	10	126	136	141	183	177	171	183	187	189	187	170		140	
ammonia	2	0.2	**7.4**	U	**6**	**7.2**	**5.5**	**6.6**	0.25	**7.4**	**7.8**	**6.2**	**5**		**7.7**	
BOD5	--	2.4	2.2	U	U	NS	NA	NA	NA	NA	NA	NA	9.4		U	
bromide	2	0.5	**39.6**	**47.3**	U	**36**	U	NA	NA	**27.5**	**40.4**	**28.2**	**27**		**31**	
COD	--	5	47	U	178	36	U	73.8	U	41.8	40.3	45.9	41		72	
chloride	250	1	**3,070**	**3,890 R**	0.4 F	**3,220**	8.8	NA	NA	**4,060**	**4,670**	**3,900**	**2,600**		**2,700**	
color	15	5	**150**	NA	NA	NA	NA	NA	NA	NA	NA	U	NA		NA	
cyanide, Total	200	0.02	0.022	NA	NA	NA	NA	U	NA	NA	NA	U	NA		NA	
fluoride	1.5	1														
hardness, Total	--	1	510	300	188	210	196	184	196	265	350	124	380		220	
nitrate	10	1	U	UJ	U	U	0.28 F	NA	NA	U	U	U	0.2		1.1 F	
TKN	1	1	**9.3**	U	**6.6**	**6.5**	**4.8**	**7.4**	0.54	**7.1**	**10.9**	**7.9**	**7.1**		**7.9**	
sulfate	250	1	19.3	27.2	19.9	21.7	6.9	NA	NA	10.5	10	11.9	6.6 F		7.8 F	
TDS	500	10	**4,980**	**4,600**	**4,030**	**4,010**	**3,810**	NA	NA	**4,280**	**3,350**	**3,770**	**4,600**		**2,100**	
TOC	--	1	U	U	U	U	NA	0.79 F	1.7	1.5	U	1.2	1.5		2.0	
phenolics, Total	--	0.005	U	U	U	U	NA	0.008 F	NA	U	U	U	NA		NA	

For notes, please refer to the end of the tables section.

Table 3-2
Groundwater and Surface Water Sampling Results (continued)

Location of Well	NYSDEC Class GA Groundwater Standards	Reporting Limit	LF2MW-100																			
Date of Collection			9/26/2007		4/1/2008		9/18/2008		4/8/2009		3/29/2010		6/16/2011									
Sample ID No.			LF2M10011MA		LF2M10008NA		LF2M10011OA		LF2M10008PA		LF2M10010QA		LF2M10009RA									
Depth to Water (ft)			12.64		7.98		11.45		8.31		9.87		8.5									
VOCs (µg/L)																						
1,1-dichloroethane	5*	1	NA		NA		NA		NA		NA		NA									
1,2-dichloroethane	0.6	1	NA		NA		NA		NA		NA		NA									
acetone	50	10	NA		NA		NA		NA		NA		NA									
carbon disulfide	1,000	0.5	NA		NA		NA		NA		NA		NA									
chloroethane	5*	1	NA		NA		NA		NA		NA		NA									
cis-1,2-dichloroethene	5*	1	NA		NA		NA		NA		NA		NA									
dichlorodifluoromethane	5*	1	NA		NA		NA		NA		NA		NA									
methylene chloride	5*	1	NA		NA		NA		NA		NA		NA									
trichlorofluoromethane	5*	1	NA		NA		NA		NA		NA		NA									
vinyl chloride	2	1	NA		NA		NA		NA		NA		NA									
Metals (µg/L) [Dissolved / Total][1]																						
aluminum	2,000	200	U	58 F	U	56 F	U	100 F	U	U	U	410	NA									
antimony	3	50	2.3 F	7.1 F	2.3 F	2.7 F	3.4 F	U	U	U	U	U	NA									
arsenic	25	30	U	U	U	U	U	4.2 F	U	U	U	U	NA									
barium	1,000	50	**1,600**	**1,800**	**2,800**	**2,800**	**1,800**	**2,300**	**2,600**	**2,500**	**2,500**	**2,600**	NA									
berylium	3	4	U	U	U	U	U	U	U	U	U	U	NA									
boron, Total	1,000	10	NA	NA	750	760	NA	NA	790	810	NA	740	NA									
cadmium	5	5	U	U	U	U	U	U	U	U	U	U	NA									
calcium	--	1,100	67,000	68,000	92,000	93,000	63,000	84,000	79,000	82,000	81,000	78,000 B	NA									
chromium	50	10	U	**2,200**	U	**140**	8.1 F	**480**	U	**120**	U	**200**	NA									
cobalt	--	60	31 F	28 F	U	U	U	28 F	U	U	U	U	NA									
copper	200	10	10	56	4.7 F	28	2.0 F	72	U	5.7 F	U	U	NA									
iron	300	200	**4,900**	**14,000**	**830**	**1,500**	280	**12,000**	**850**	**1,900**	**2,000**	**2,800**	NA									
lead	25	25	U	U	U	U	U	U	U	U	U	U	NA									
magnesium	35,000	1,000	18,000	18,000	27,000	27,000	19,000	23,000	23,000	24,000	22,000	21,000	NA									
manganese	300	10	**910**	**820**	**450**	**440**	250	**900**	**330**	**430**	270	**310**	NA									
molybdenum	--	15	50	98	34	33	35	65	19	23	23 F	17 F	NA									
nickel	100	20	**2,600**	**2,500**	**580 J**	**470 J**	**510**	**2,000**	**320**	**470**	**410 F**	**200 J**	NA									
potassium	--	1,000	30,000	29,000	38,000	38,000	31,000	36,000	34,000	37,000	35,000	35,000	NA									
selenium	10	30	U	U	U	U	U	U	U	U	U	U	NA									
silver	50	10	U	U	U	U	U	U	U	U	U	U	NA									
sodium	20,000	1,000	**1,600,000**	**1,600,000**	**2,000,000**	**2,100,000**	**1,600,000**	**2,100,000**	**1,900,000**	**2,000,000**	**1,900,000**	**1,900,000**	NA									
thallium	0.5	80	U	U	U	U	U	U	U	U	U	U	NA									
vanadium	--	10	U	11	U	0.74 F	U	2.7 F	U	U	U	U	NA									
zinc	2,000	20	38	64	12 F	13 F	63 B	16 F	29 B	24 B	18 F	11 FB	NA									
mercury	0.7	1	NA	NA	NA	NA	NA	NA	NA	NA	NA	NA	NA									
Leachate Indicators (mg/L)																						
alkalinity, Total	--	10	150		180		180		180		150		U									
ammonia	2	0.2	**8.1**		**9.7**		**8.3**		**9.1**		**7.9**		**7.5**									
BOD5	--	2.4	NA		U		NA		3.0		U		U									
bromide	2	0.5	**25**		**34**		**28**		**33**		**31**		**32**									
COD	--	5	70		39		44		80 B		47 B		27									
chloride	250	1	**2,700**		**3,200**		**2,700**		**3,200**		**3,000**		**3,000**									
color	15	5	NA		U		NA		**20**		U		U									
cyanide, Total	200	0.02	NA		NA		NA		NA		NA		NA									
fluoride	1.5	1											0.79 F									
hardness, Total	--	1	730		460		340		330		280		280									
nitrate	10	1	0.051 F		U		0.48 F		U		U		U									
TKN	1	1	**14**		**9.4**		**7.6**		**9.0**		**10**		**7.9**									
sulfate	250	1	6		8.8 F		8.8 F		7.5 F		U		25									
TDS	500	10	**4,600**		**5,700**		**4,600**		**5,300**		**4,900**		450									
TOC	--	1	2.2		1.1		1.8		1.7		1.4		2.4									
phenolics, Total	--	0.005	NA		NA		NA		NA		NA		NA									

For notes, please refer to the end of the tables section.

Table 3-2
Surface Water Analytical Results

Location of Well	NYSDEC Class A Surface Water Standards	Reporting Limit	LF2SW-1												
Date of Collection			12/4/2003	3/26/2004	6/25/2004	9/15/2004	12/13/2004	3/31/2005	6/21/2005	9/8/2005	12/16/2005	3/10/2006	9/13/2006	4/3/2007	
Sample ID No.			LF2SW0101AA	LF2SW0101BA	LF2SW0101CA	LF2SW0101DA	LF2SW0101EA	LF2SW0101FA	LF2SW0101GA	Not Sampled	Not Sampled	LF2SW0101JA	Not Sampled	LF2SW0101LA	
Depth to Water (ft)			Surface	Surface	Surface	Surface	Surface	Surface	Surface	NS	NS	Surface	NS	Surface	
VOCs (µg/L)															
acetone	50	10	4.2 F	4.5 F	3.8 F	4.5 F	2.9 F	3.1 F	3.2 F	NS	NS	13	NS	NA	
2-butanone (MEK)	50	10	U	U	U	U	U	U	U	NS	NS	U	NS	NA	
toluene	5	1	U	U	U	0.32 F	U	U	U	NS	NS	U	NS	NA	
Metals (µg/L) [Dissolved / Total][1]															
aluminum	100	200	**2,210**	**240**	**840**	**547**	**206**	36.1 F	**402**	NS	NS	83.3 F	NS	U	53 F
antimony	3	50	U	U	U	U	U	U	U	NS	NS	U	NS	U	U
arsenic	50	30	U	U	U	U	U	U	U	NS	NS	U	NS	U	U
barium	1,000	50	22.5 F	7.9 F	17.8 F	18.8 F	4.6 F	3.6 F	23.1 F	NS	NS	7.1 F	NS	84 F	83 F
berylium	3	4	U	U	U	U	U	U	U	NS	NS	U	NS	U	U
boron, Total	1,000	110	15.3	NA	NA	NA	NA	5.1 F	NA	NS	NS	6.1 F	NS	NA	NA
cadmium	5	5	U	U	U	U	U	U	U	NS	NS	U	NS	U	U
calcium	--	1,100	29,100	9,730	43,000	27,900	7,080	6,120	47,100	NS	NS	6,960	NS	11,000	10,000
chromium	50	10	2.2 F	U	0.9 F	U	U	U	U	NS	NS	1.1 F	NS	U	U
cobalt	5	60	U	U	U	U	U	U	U	NS	NS	U	NS	U	U
copper	200	10	4.6 F	U	2.2 F	U	U	3.4 F	3.4 F	NS	NS	1.9 F	NS	U	U
iron	300	200	**3,130**	**451**	**2,060**	**5,110**	**431**	133 F	**1,680**	NS	NS	240	NS	250	**1,000**
lead	50	25	4.1 F	U	U	U	U	U	U	NS	NS	U	NS	U	U
magnesium	35,000	1,000	2,970	918 F	4,130	2,140	898 F	672 F	4,990	NS	NS	818 F	NS	1,300	1,300
manganese	300	10	247	282	**333**	**926**	81	71.3	**425**	NS	NS	233	NS	27	70
molybdenum	--	15	U	U	U	U	U	0.6 F	U	NS	NS	U	NS	U	U
nickel	100	20	U	U	U	U	U	U	1.5 F	NS	NS	U	NS	1.6 F	U
potassium	--	1,000	3,690	1,140	2,430	3,980	2,200	1,180	3,120	NS	NS	1,040	NS	920 F	860 F
selenium	10	30	U	U	U	U	U	U	U	NS	NS	U	NS	U	U
silver	50	10	U	U	U	U	U	U	U	NS	NS	U	NS	U	U
sodium	--	1,000	564 F	552 F	1730	578	U	381 F	1,580	NS	NS	694 F	NS	1,500	1,300
thallium	0.5	80	U	U	U	U	U	U	U	NS	NS	U	NS	U	U
vanadium	--	10	2.9 F	U	1.2 F	1.5	U	U	1 F	NS	NS	U	NS	U	U
zinc	2,000	20	20.3	15.7 F	U	U	9 F	9 F	3.7 F	NS	NS	11.6 F	NS	20	24
mercury	0.7	1	U	NA	NA	NA	NA	U	NA	NS	NS	U	NS	NA	NA
Leachate Indicators (mg/L)															
alkalinity, Total	--	10	74.4	22.8	94.8	78.1	24	21.6	139	NS	NS	22.2	NS	30	
ammonia	2	0.2	U	0.098	0.024 F	0.057	0.067	0.038 F	U	NS	NS	0.3	NS	U	
BOD5	--	2.4	5.1	2.8	6.8	U	U	3.2	5	NS	NS	2.5	NS	2.3	
bromide	2	0.5	U	U	U	U	U	U	U	NS	NS	U	NS	U	
COD	--	5	36.4	17.4	46.8	30	11.8	U	28.5	NS	NS	U	NS	17	
chloride	250	1	2.4	1.4	2.4	1	0.62 F	0.67 F	1.1	NS	NS	U	NS	1.1	
color	15	5	**140**	NA	NA	NA	NA	**25 J**	NA	NS	NS	**20**	NS	NA	
cyanide, Total	200	0.02	U	NA	NA	NA	NA	U	NA	NS	NS	U	NS	NA	
hardness, Total	--	1	116	28	112	90	56	12	160	NS	NS	15.3	NS	56	
nitrate	10	1	U	0.5 F	U	U	U	U	U	NS	NS	0.57 F	NS	U	
TKN	1	1	U	0.88	0.77	1	1 B	0.45 B	1.2	NS	NS	**1.2**	NS	0.29	
sulfate	250	1	7.5	3.8	5.4	2.1	2.9	1.4	13.2	NS	NS	U	NS	3.7	
TDS	500	10	144	59	172	88	65	45	189	NS	NS	46	NS	480	
TOC	--	1	8.1	3.7	12.6	11.7	5.3	U	13.2	NS	NS	4.1	NS	3.7	
Phenolics, Total	--	0.005	U	0.0032 F	U	U	U	U	0.01	NS	NS	U	NS	NA	

For notes, please refer to the end of the tables section.

Table 3-2
Groundwater and Surface Water Sampling Results

Location of Well	NYSDEC Class A Surface Water Standards	Reporting Limit	LF2SW-1													
Date of Collection			9/25/2007	3/31/2008		9/18/2008	4/7/2009	3/29/2010	6/13/2011							
Sample ID No.			LF2SW0101MA	LF2SW0101NA		LF2SW0101OA	LF2SW0101PA	LF2SW0101QA	LF2SW0101RA							
Depth to Water (ft)			NS	Surface		NS	Surface	Surface	Surface							
VOCs (µg/L)																
acetone	50	10	NS	NS		NS	NS	NS	NS							
2-butanone (MEK)	50	10	NS	NS		NS	NS	NS	NS							
toluene	5	1	NS	NS		NS	NS	NS	NS							
Metals (µg/L) [Dissolved / Total][1]																
aluminum	100	200	NS	**130 F**	**110 F**	NS	**41,000**	72 F	NS							
antimony	3	50	NS	U	U	NS	U	U	NS							
arsenic	50	30	NS	U	U	NS	13 F	U	NS							
barium	1,000	50	NS	2.8 F	2.8 F	NS	220	6.9 FB	NS							
berylium	3	4	NS	U	U	NS	1.6 F	U	NS							
boron, Total	1,000	110	NS	14 B	11 B	NS	31	22 B	NS							
cadmium	5	5	NS	U	U	NS	U	U	NS							
calcium	--	1,100	NS	3,700	3,400	NS	41,000	19,000 B	NS							
chromium	50	10	NS	U	U	NS	37	U	NS							
cobalt	5	60	NS	U	U	NS	**18 F**	U	NS							
copper	200	10	NS	U	U	NS	67	U	NS							
iron	300	200	NS	41 F	78 F	NS	**66,000**	240	NS							
lead	50	25	NS	U	U	NS	43	U	NS							
magnesium	35,000	1,000	NS	490	430	NS	12,000	2,200 B	NS							
manganese	300	10	NS	60	74	NS	**1,500**	17	NS							
molybdenum	--	15	NS	U	U	NS	U	U	NS							
nickel	100	20	NS	U	U	NS	44	U	NS							
potassium	--	1,000	NS	500 F	440 F	NS	7,900	1,600 B	NS							
selenium	10	30	NS	U	U	NS	U	U	NS							
silver	50	10	NS	U	U	NS	U	U	NS							
sodium	--	1,000	NS	370 F	300 F	NS	1,800	930 FB	NS							
thallium	0.5	80	NS	U	U	NS	U	U	NS							
vanadium	--	10	NS	U	U	NS	64	U	NS							
zinc	2,000	20	NS	19 F	16 F	NS	270	24 B	NS							
mercury	0.7	1	NS	NA	NA	NS	NA	NA	NS							
Leachate Indicators (mg/L)																
alkalinity, Total	--	10	NS	12		NS	66	50	140							
ammonia	2	0.2	NS	U		NS	0.2	U	0.12							
BOD5	--	2.4	NS	3.8		NS	5.0	U	2.6							
bromide	2	0.5	NS	U		NS	0.019 F	U	U							
COD	--	5	NS	15		NS	390	19 B	46							
chloride	250	1	NS	0.53 F		NS	0.92 F	0.50 F	1.2 F							
color	15	5	NS	15		NS	**50**	15	**30**							
cyanide, Total	200	0.02	NS	NA		NS	NA	NA	NA							
hardness, Total	--	1	NS	20		NS	110	57	140							
nitrate	10	1	NS	U		NS	0.049 F	0.015 F	U							
TKN	1	1	NS	0.36 B		NS	**7.9**	0.78 B	0.99 F							
sulfate	250	1	NS	2.1		NS	3.7 F	3.5	0.60 F							
TDS	500	10	NS	U		NS	100	100	180							
TOC	--	1	NS	4.0		NS	10	8.8	16							
Phenolics, Total	--	0.005	NS	NA		NS	NA	NA	NA							

For notes, please refer to the end of the tables section.

Table 3-2
Groundwater and Surface Water Sampling Results

Location of Well	NYSDEC Class A Surface Water Standards	Reporting Limit	LF2SW-2												
Date of Collection			12/4/2003	3/26/2004	6/25/2004	9/15/2004	12/13/2004	3/31/2005	6/21/2005	9/8/2005	12/16/2005	3/10/2006	9/13/2006	4/2/2007	
Sample ID No.			LF2SW0201AA	LF2SW0201BA	LF2SW0201CA	LF2SW0201DA	LF2SW0201EA	LF2SW0201FA	Not Sampled	Not Sampled	Not Sampled	LF2SW0201JA	Not Sampled	LF2SW0201LA	
Depth to Water (ft)			Surface	Surface	Surface	Surface	Surface	Surface	NS	NS	NS	Surface	NS	Surface	
VOCs (µg/L)															
acetone	50	10	3.6 F	3.1 F	3.2 F	3.7 F	2.8 F	11	NS	NS	NS	10	NS	NA	
2-butanone (MEK)	50	10	U	U	U	U	U	1.4 F	NS	NS	NS	U	NS	NA	
toluene	5	1	U	U	0.35 F	0.28 F	U	U	NS	NS	NS	U	NS	NA	
Metals (µg/L) [Dissolved / Total][1]															
aluminum	100	200	**3,620**	**1,420**	**1,800**	**2,390**	**349**	78.3 F	NS	NS	NS	80.9 F	NS	U	54 F
antimony	3	50	U	U	U	U	U	U	NS	NS	NS	U	NS	U	U
arsenic	50	30	U	U	U	4.3 F	U	U	NS	NS	NS	U	NS	U	U
barium	1,000	50	27 F	13.8 F	29.8 F	36.9 F	4.4 F	4.2 F	NS	NS	NS	2.8 F	NS	6.5 F	4.9 F
berylium	3	4	U	U	U	U	U	U	NS	NS	NS	U	NS	U	U
boron, Total	1,000	110	20.7	NA	NA	NA	NA	7.4 F	NS	NS	NS	6.3 F	NS	NA	NA
cadmium	5	5	U	U	U	U	U	U	NS	NS	NS	U	NS	U	U
calcium	--	1,100	31,600	19,100	50,200	42,800	12,200	9,000	NS	NS	NS	2,500	NS	17,000 J	13,000 J
chromium	50	10	3.1 F	1.7 F	1.6 F	1 F	U	U	NS	NS	NS	1.1 F	NS	1.9 F	U
cobalt	5	60	1.4 F	U	0.9 F	U	U	U	NS	NS	NS	U	NS	U	U
copper	200	10	4.8 F	U	7.5 F	4.3 F	U	8.1 F	NS	NS	NS	1.7 F	NS	U	U
iron	300	200	**4,020**	**1,450**	**3,410**	**5,160**	**398**	203	NS	NS	NS	71.3	NS	93 F	280
lead	50	25	U	U	U	U	U	U	NS	NS	NS	U	NS	U	U
magnesium	35,000	1,000	3,520	1,920	4,600	3,670	1,110	984 F	NS	NS	NS	370 F	NS	1,600 J	1,200 J
manganese	300	10	**459**	160	**660**	**1,710**	55.1	241	NS	NS	NS	13.2	NS	200 J	140 J
molybdenum	--	15	2.1 F	U	U	U	U	0.9 F	NS	NS	NS	2,260	NS	U	U
nickel	100	20	2.8 F	U	1.7 F	1.8 F	U	U	NS	NS	NS	U	NS	U	U
potassium	--	1,000	3,560	1,430	4,270	5,310	2,030	2,760	NS	NS	NS	U	NS	1,900	1,600
selenium	10	30	U	U	U	U	U	U	NS	NS	NS	U	NS	U	U
silver	50	10	U	U	U	U	U	U	NS	NS	NS	U	NS	U	U
sodium	--	1,000	892 F	840 F	1760	884 F	U	237 F	NS	NS	NS	1,100	NS	620 F	550 F
thallium	0.5	80	U	U	U	U	U	U	NS	NS	NS	U	NS	U	U
vanadium	--	10	5.3 F	2.6 F	2.4 F	4 F	U	U	NS	NS	NS	U	NS	U	U
zinc	2,000	20	13.4 F	U	9.3 F	10.8 F	U	6.7 F	NS	NS	NS	16.1 F	NS	U	6.3 F
mercury	0.7	1	U	NA	NA	NA	NA	U	NS	NS	NS	U	NS	NA	NA
Leachate Indicators (mg/L)															
alkalinity, Total	--	10	83	42.4	107	122	36	33.6	NS	NS	NS	3.1 F	NS	50	
ammonia	2	0.2	U	U	0.64	0.16	U	0.2	NS	NS	NS	0.35	NS	0.025 F	
BOD5	--	2.4	3.9	2.2	4.1	4.2	U	7.6	NS	NS	NS	U	NS	2.2	
bromide	2	0.5	U	U	U	U	U	U	NS	NS	NS	U	NS	0.013 F	
COD	--	5	26.3	35.4	41.9	57.6	U	26.5	NS	NS	NS	U	NS	28 B	
chloride	250	1	2.1	1.1	5.2	1.2	0.52 F	0.65 F	NS	NS	NS	2.4	NS	0.92 F	
color	15	5	**160**	NA	NA	NA	NA	**25 J**	NS	NS	NS	15	NS	NA	
cyanide, Total	200	0.02	U	NA	NA	NA	NA	U	NS	NS	NS	U	NS	NA	
hardness, Total	--	1	136	76	140	140	64	32	NS	NS	NS	1.5 F	NS	40	
nitrate	10	1	U	U	U	U	U	0.06 F	NS	NS	NS	0.74 F	NS	0.064 F	
TKN	1	1	1	0.42	**1.6**	**1.2**	0.63 B	0.76 B	NS	NS	NS	0.91	NS	0.25	
sulfate	250	1	11.1	4.9	8.4	1.8	3	U	NS	NS	NS	3.5	NS	1.9	
TDS	500	10	148	89	180	154	68	45	NS	NS	NS	31	NS	53	
TOC	--	1	5.9	3.3	10.8	11.8	4.1	5.2	NS	NS	NS	5.2	NS	3.9	
Phenolics, Total	--	0.005	U	U	U	U	U	U	NS	NS	NS	U	NS	NA	

For notes, please refer to the end of the tables section.

Table 3-2
Groundwater and Surface Water Sampling Results

Location of Well	NYSDEC Class A Surface Water Standards	Reporting Limit	LF2SW-2													
Date of Collection			9/25/2007	3/31/2008		9/18/2008	4/8/2009	3/29/2010	6/13/2011							
Sample ID No.			LF2SW0201MA	LF2SW0201NA		LF2SW0201OA	LF2SW0201PA	LF2SW0201QA	LF2SW0201RA							
Depth to Water (ft)			NS	Surface		NS	Surface	Surface	Surface							
VOCs (µg/L)																
acetone	50	10	NS	NS		NS	NS	NS	NS							
2-butanone (MEK)	50	10	NS	NS		NS	NS	NS	NS							
toluene	5	1	NS	NS		NS	NS	NS	NS							
Metals (µg/L) [Dissolved / Total][1]																
aluminum	100	200	NS	54 F	**430 B**	NS	U	U	NS							
antimony	3	50	NS	U	U	NS	U	U	NS							
arsenic	50	30	NS	U	U	NS	U	U	NS							
barium	1,000	50	NS	9.7 F	12 F	NS	11 F	9.0 FB	NS							
berylium	3	4	NS	U	U	NS	U	U	NS							
boron, Total	1,000	110	NS	11 B	11 B	NS	14	25 B	NS							
cadmium	5	5	NS	U	U	NS	U	U	NS							
calcium	--	1,100	NS	27,000	25,000	NS	41,000	43,000 B	NS							
chromium	50	10	NS	U	U	NS	U	U	NS							
cobalt	5	60	NS	U	U	NS	U	U	NS							
copper	200	10	NS	U	2.3 F	NS	U	U	NS							
iron	300	200	NS	180 F	**800**	NS	160 F	52 F	NS							
lead	50	25	NS	U	U	NS	U	U	NS							
magnesium	35,000	1,000	NS	2,200	2,100	NS	4,300	4,700 B	NS							
manganese	300	10	NS	240	290	NS	42	30	NS							
molybdenum	--	15	NS	U	U	NS	U	U	NS							
nickel	100	20	NS	U	U	NS	U	U	NS							
potassium	--	1,000	NS	1,500	1,600	NS	2,100	2,900 B	NS							
selenium	10	30	NS	U	U	NS	U	U	NS							
silver	50	10	NS	U	U	NS	U	U	NS							
sodium	--	1,000	NS	590 F	540 F	NS	930 F	1,200 B	NS							
thallium	0.5	80	NS	U	U	NS	U	U	NS							
vanadium	--	10	NS	U	1.1 F	NS	U	U	NS							
zinc	2,000	20	NS	14 F	18 F	NS	13 F	10 FB	NS							
mercury	0.7	1	NS	NA	NA	NS	NS	NS	NS							
Leachate Indicators (mg/L)																
alkalinity, Total	--	10	NS	70		NS	120	130	180							
ammonia	2	0.2	NS	U		NS	0.029 F	U	0.15							
BOD5	--	2.4	NS	6.9		NS	U	U	U							
bromide	2	0.5	NS	U		NS	0.021 F	U	U							
COD	--	5	NS	44		NS	27	22 B	35							
chloride	250	1	NS	0.81 F		NS	0.54 F	0.51 F	1.0 F							
color	15	5	NS	**30**		NS	**25**	**20**	**50**							
cyanide, Total	200	0.02	NS	NA		NS	NA	NA	NA							
hardness, Total	--	1	NS	68		NS	130	130	170							
nitrate	10	1	NS	0.018 F		NS	0.033 F	0.014 F	U							
TKN	1	1	NS	**1.2**		NS	0.23	0.61 B	**1.1**							
sulfate	250	1	NS	2.7		NS	3.1	2.7	0.67 F							
TDS	500	10	NS	67		NS	69	160	210							
TOC	--	1	NS	8.6		NS	6.2	8.5	12							
Phenolics, Total	--	0.005	NS	NA		NS	NA	NA	NA							

For notes, please refer to the end of the tables section.

Table 3-2
Groundwater and Surface Water Sampling Results

Location of Well	NYSDEC Class A Surface Water Standards	Reporting Limit	LF2SW-3												
Date of Collection			12/4/2003	3/26/2004	6/25/2004	9/15/2004	12/14/2004	3/31/2005	6/21/2005	9/8/2005	12/16/2005	3/10/2006	9/13/2006	4/2/2007	
Sample ID No.			Not Sampled	LF2SW0301BA	Not Sampled	Not Sampled	LF2SW0301EA	LF2SW0301FA	Not Sampled	Not Sampled	Not Sampled	LF2SW0301JA	Not Sampled	LF2SW0301LA	
Depth to Water (ft)			Surface	Surface	NS	NS	Surface	Surface	NS	NS	NS	Surface	NS	Surface	
VOCs (µg/L)															
acetone	50	10	NS	U	NS	NS	U	1.5 F	NS	NS	NS	U	NS	NA	
2-butanone (MEK)	50	10	NS	U	U	NS	U	U	NS	NS	NS	U	NS	NA	
toluene	5	1	NS	U	NS	NS	U	U	NS	NS	NS	U	NS	NA	
Metals (µg/L) [Dissolved / Total][1]															
aluminum	100	200	NS	**1,580**	NS	NS	59.8	**320**	NS	NS	NS	**1,720**	NS	U	U
antimony	3	50	NS	U	NS	NS	U	U	NS	NS	NS	U	NS	U	U
arsenic	50	30	NS	U	NS	NS	U	U	NS	NS	NS	U	NS	U	U
barium	1,000	50	NS	14.1 F	NS	NS	6.7 F	11.5 F	NS	NS	NS	23 F	NS	5.3 F	3.6 F
berylium	3	4	NS	U	NS	NS	U	U	NS	NS	NS	U	NS	U	U
boron, Total	1,000	110	NS	NA	NS	NS	NA	18.5	NS	NS	NS	11.3	NS	NA	NA
cadmium	5	5	NS	U	NS	NS	U	U	NS	NS	NS	U	NS	U	U
calcium	--	1,100	NS	19,200	NS	NS	45,800	37,000	NS	NS	NS	29,400	NS	63,000	60,000
chromium	50	10	NS	1.5 F	NS	NS	U	U	NS	NS	NS	2.4 F	NS	5.3 F	2.8 F
cobalt	5	60	NS	U	NS	NS	U	U	NS	NS	NS	U	NS	U	U
copper	200	10	NS	U	NS	NS	U	4.1 F	NS	NS	NS	4.4 F	NS	U	U
iron	300	200	NS	**1,380**	NS	NS	24.8	298	NS	NS	NS	**1,700**	NS	29 F	25 F
lead	50	25	NS	U	NS	NS	U	2.7 F	NS	NS	NS	4.2 F	NS	U	U
magnesium	35,000	1,000	NS	2,190	NS	NS	8,700	5,900	NS	NS	NS	3,920	NS	12,000	12,000
manganese	300	10	NS	44.4	NS	NS	82.2	**377**	NS	NS	NS	296	NS	**6,600**	**7,100**
molybdenum	--	15	NS	U	NS	NS	U	0.6 F	NS	NS	NS	U	NS	U	U
nickel	100	20	NS	U	NS	NS	U	U	NS	NS	NS	1.9 F	NS	1.3 F	1.3 F
potassium	--	1,000	NS	1,370	NS	NS	580 F	1,090	NS	NS	NS	1,610	NS	1,200	1,100
selenium	10	30	NS	U	NS	NS	U	U	NS	NS	NS	U	NS	U	4.8 F
silver	50	10	NS	U	NS	NS	U	U	NS	NS	NS	U	NS	U	U
sodium	--	1,000	NS	929 F	NS	NS	3,910	2,450	NS	NS	NS	2,080	NS	5,800	6,200
thallium	0.5	80	NS	U	NS	NS	U	U	NS	NS	NS	U	NS	U	U
vanadium	--	10	NS	3.2 F	NS	NS	U	U	NS	NS	NS	3.2 F	NS	U	U
zinc	2,000	20	NS	6.7 F	NS	NS	U	5.2 F	NS	NS	NS	11.2 F	NS	U	U
mercury	0.7	1	NS	NA	NS	NS	NA	U	NS	NS	NS	U	NS	NA	NA
Leachate Indicators (mg/L)															
alkalinity, Total	--	10	NS	49	NS	NS	136	116	NS	NS	NS	76	NS	200	
ammonia	2	0.2	NS	U	NS	NS	0.1	0.059	NS	NS	NS	U	NS	0.19	
BOD5	--	2.4	NS	U	NS	NS	U	U	NS	NS	NS	U	NS	U	
bromide	2	0.5	NS	U	NS	NS	U	U	NS	NS	NS	U	NS	0.088 F	
COD	--	5	NS	18.7	NS	NS	U	13.1	NS	NS	NS	15.8	NS	26 B	
chloride	250	1	NS	1.4	NS	NS	6.5	3.4	NS	NS	NS	2.6	NS	9.0	
color	15	5	NS	NA	NS	NS	NA	**20 J**	NS	NS	NS	**25**	NS	NA	
cyanide, Total	200	0.02	NS	NA	NS	NS	NA	U	NS	NS	NS	U	NS	NA	
hardness, Total	--	1	NS	60	NS	NS	156	120	NS	NS	NS	75.3	NS	230	
nitrate	10	1	NS	0.21 F	NS	NS	0.05 F	0.18 F	NS	NS	NS	0.4 F	NS	0.055 F	
TKN	1	1	NS	0.38	NS	NS	0.35	**1.4**	NS	NS	NS	0.72	NS	0.41	
sulfate	250	1	NS	4.7	NS	NS	10.2	7.3	NS	NS	NS	10.6	NS	9.9	
TDS	500	10	NS	95	NS	NS	200	138	NS	NS	NS	118	NS	260	
TOC	--	1	NS	2.9	NS	NS	2.7	3.3	NS	NS	NS	21.6	NS	2.1	
Phenolics, Total	--	0.005	NS	0.0098 F	NS	NS	U	U	NS	NS	NS	U	NS	NA	

For notes, please refer to the end of the tables section.

Table 3-2
Groundwater and Surface Water Sampling Results

Location of Well	NYSDEC Class A Surface Water Standards	Reporting Limit	LF2SW-3													
Date of Collection			**9/25/2007**	**3/31/2008**		**9/18/2008**	**4/8/2009**	**3/29/2010**	**6/13/2011**							
Sample ID No.			**LF2SW0301MA**	**LF2SW0301NA**		**LF2SW0301OA**	**LF2SW0301PA**	**LF2SW0301QA**	**LF2SW0301RA**							
Depth to Water (ft)			**NS**	**Surface**		**NS**	**Surface**	**NS**	**Surface**							
VOCs (µg/L)																
acetone	50	10	NA	NA		NA	NA	NA	NA							
2-butanone (MEK)	50	10	NA	NA		NA	NA	NA	NA							
toluene	5	1	NA	NA		NA	NA	NA	NA							
Metals (µg/L) [Dissolved / Total][1]																
aluminum	100	200	NS	**160 F**	**280 B**	NS	86 F	NS	NS							
antimony	3	50	NS	U	2.1 F	NS	U	NS	NS							
arsenic	50	30	NS	U	U	NS	U	NS	NS							
barium	1,000	50	NS	6.3 F	7.4 F	NS	5.8 F	NS	NS							
berylium	3	4	NS	U	U	NS	U	NS	NS							
boron, Total	1,000	110	NS	24 B	9.6 F	NS	16	NS	NS							
cadmium	5	5	NS	U	U	NS	U	NS	NS							
calcium	--	1,100	NS	22,000	22,000	NS	49,000	NS	NS							
chromium	50	10	NS	U	U	NS	U	NS	NS							
cobalt	5	60	NS	U	U	NS	U	NS	NS							
copper	200	10	NS	U	U	NS	U	NS	NS							
iron	300	200	NS	80 F	**330**	NS	72 F	NS	NS							
lead	50	25	NS	U	U	NS	U	NS	NS							
magnesium	35,000	1,000	NS	2,600	2,600	NS	7,700	NS	NS							
manganese	300	10	NS	2.5 F	67	NS	29	NS	NS							
molybdenum	--	15	NS	U	U	NS	U	NS	NS							
nickel	100	20	NS	U	U	NS	U	NS	NS							
potassium	--	1,000	NS	830 F	850 F	NS	720 F	NS	NS							
selenium	10	30	NS	U	U	NS	U	NS	NS							
silver	50	10	NS	U	U	NS	U	NS	NS							
sodium	--	1,000	NS	890 F	830 F	NS	2,900	NS	NS							
thallium	0.5	80	NS	U	U	NS	U	NS	NS							
vanadium	--	10	NS	U	U	NS	U	NS	NS							
zinc	2,000	20	NS	11 F	13 F	NS	17 F	NS	NS							
mercury	0.7	1	NS	NA	NA	NS	NA	NS	NS							
Leachate Indicators (mg/L)																
alkalinity, Total	--	10	NS	70		NS	140	NS	170							
ammonia	2	0.2	NS	U		NS	0.029 F	NS	0.18							
BOD5	--	2.4	NS	U		NS	2.2	NS	9.5							
bromide	2	0.5	NS	U		NS	0.030 F	NS	U							
COD	--	5	NS	35		NS	23	NS	29							
chloride	250	1	NS	0.91 F		NS	3.3	NS	1.7 F							
color	15	5	NS	**25**		NS	15	NS	**35**							
cyanide, Total	200	0.02	NS	NA		NS	NA	NS	NA							
hardness, Total	--	1	NS	72		NS	160	NS	180							
nitrate	10	1	NS	U		NS	0.34	NS	U							
TKN	1	1	NS	0.41 B		NS	0.21	NS	0.87 F							
sulfate	250	1	NS	4.9		NS	8.7	NS	4.2							
TDS	500	10	NS	68		NS	130	NS	200							
TOC	--	1	NS	5.1		NS	3.2	NS	6.9							
Phenolics, Total	--	0.005	NS	NA		NS	NA	NS	NA							

For notes, please refer to the end of the tables section.

Table 4-1

Groundwater and Surface Water Sampling Results

Location of Well	NYSDEC Class GA Groundwater Standards	Reporting Limit	LF7MW-22											
Date of Collection			**1/12/1999[§]**	**2/7/2003**	**6/17/2003**	**9/10/2003**	**12/3/2003**	**3/24/2004**	**6/24/2004**	**9/15/2004**	**12/9/2004**	**3/30/2005**	**6/21/2005**	**9/7/2005**
Sample ID No.			**LF7M2203AA**	**LF7MW2210AA**	**LF7MW2210BB**	**LF7M2208CA**	**LF7M2208DA**	**LF7M2208EA**	**LF7M2208FA**	**LF7M2208GA**	**LF7M2208HA**	**LF7M2208IA**	**LF7M2208JA**	**LF7M2208KA**
Depth to Water (ft)			**3.23**	**2.89**	**2.54**	**1.61**	**0.41**	**0.00**	**0.54**	**0.98**	**0.55**	**0.00**	**1.37**	**2.05**
VOCs (µg/L)														
1,1,1-trichloroethane	5*	1	U	U	U	U	U	U	NA	NA	NA	U	NA	NA
1,1-dichloroethene	5*	1	0.36 F	U	U	U	U	U	NA	NA	NA	U	NA	NA
benzene	1	0.1	0.22 F	U	U	U	U	U	NA	NA	NA	U	NA	NA
cis-1,2-dichloroethene	5*	1	3.58	0.26 F	0.69 F ♦	2.7	U	U	U	U	U	U	U	U
methylene chloride	5*	1	0.48 F	U	U	U	U	U	NA	NA	NA	U	NA	NA
trichloroethene (TCE)	5*	1	**18.3**	**6.15**	**7.5 J ♦**	**26**	0.42 F	2.5	**8.5**	3	1.4	0.97 F	**11.8**	1.9
toluene	5*	1	U	U	U	U	U	U	NA	NA	NA	U	NA	NA
trans-1,2-dichloroethene	5*	1	U	U	U	0.39 F	U	U	U	U	U	U	U	U
Metals (µg/L) [Dissolved / Total][1]														
aluminum	2,000	200	0.83 J	U	73.3 F	180 F	97.1 F	250	U	83.4 F	U	132 F	U	50.2 F
antimony	3	50	U	U	U	U	U	U	U	U	U	U	U	U
arsenic	25	30	U	U	U	U	U	U	U	U	U	U	U	U
barium	1,000	50	0.0661	73.7	79.5	53.1	86.8	88.8	88.4	98.1	110	103	89.7	116
berylium	3	4	U	U	U	U	U	0.6 F	U	U	U	0.3 F	U	U
boron, Total	1,000	110	287	285.6	257 B	NA	NA	288	NA	NA	NA	278	NA	NA
cadmium	5	5	1.2 F	U	U	U	U	U	U	U	U	U	U	U
calcium	--	1,100	177,210	189,058.5	166,000	133,000	177,000	186,000	185,000	177,000	177,000	197,000	156,000	180,000
chromium	50	10	1 F	U	U	U	U	U	U	U	U	U	U	U
cobalt	--	60	0.4 F	U	U	U	U	U	U	U	U	U	U	U
copper	200	10	U	U	U	U	4.5 F	6.8 F	2 F	U	1.8 F	7.3 F	2.1 F	U
iron	300	200	**7,401 J**	**6,278.7**	**8,730**	**4,280**	**5,240**	**11,500**	**6,990**	**6,550**	**6,340**	**10,500**	**5,960**	**9,640**
lead	25	25	U	U	U	U	U	U	U	U	U	U	U	U
magnesium	35,000	1,000	22,645	**50,165.2**	25,300	22,200	**43,700**	**49,700**	**36,900**	**39,500**	**42,100**	**50,400**	**35,700**	**37,400**
manganese	300	10	**1,914**	**919.8**	**2,090**	**1,330**	**937**	**808**	**1,780**	**1,090**	**1,090**	**888**	**887**	**1,160**
molybdenum	--	15	1	4.5 F	U	U	U	U	U	U	U	U	U	U
nickel	100	20	2 F	U	U	U	U	U	U	U	U	U	2.6 F	U
potassium	--	1,000	7,117	4,824.4	6,400	5,000	6,760	5,080	6,410	7,470	7,180	5,140	5,130	7,540
selenium	--	30	U	U	U	U	U	U	U	U	U	U	U	U
silver	50	10	3 F	U	U	U	U	U	U	U	U	U	U	U
sodium	20,000	1,000	10,670	**20,185.6**	9,860	5,840	18,200	19,200	14,500	15,700	16,900	19,000	13,700	14,300
thallium	0.5	80	U	U	U	U	U	U	U	U	U	U	U	U
vanadium	--	10	4 F	U	U	U	U	U	U	U	U	U	U	U
zinc	2,000	20	10 J	4.1 F	U	U	35.5	7.5 F	U	U	U	7.3 F	4 F	6.8 F
mercury	0.7	1	U	U	U	NA	NA	U	NA	NA	NA	U	NA	NA
Leachate Indicators (mg/L)														
alkalinity, Total	--	10	478	610	421	403	595	622	483	594	606	642	603	601
ammonia	2	0.2	0.700 J	0.42	0.77	0.61	0.61	0.44	0.65	0.83	0.74	0.52	0.39	0.84
BOD5	--	2.4	U	U	U	5.7	U	U	2.8	U	U	U	U	U
bromide	2	0.5	0.20 F	U	U	U	U	0.25 F	0.24 F	0.31 F	0.23 F	0.31 F	0.24 F	0.36 F
COD	--	5	U	U	23.6	U	U	10.8	6 F	U	10.5	U	5.3 F	U
chloride	250	1	7.15 F	17.9345	3.3	6.4	11.3	12.3	13.1	13.1	15.9	16.2	18.1	16.5
color	15	5	**25**	**150 R**	**20**	NA	NA	**40**	NA	NA	NA	**200 J**	NA	NA
cyanide, Total	200	0.02	U	0.00295 F	U	NA	NA	NA	NA	NA	NA	U	NA	NA
hardness, Total	--	1	475 J	678.51	522	463	790	670	612	640	668	655	690	72.7
nitrate	10	1	U	U	2.0	U	U	U	0.027 F	U	U	U	U	U
TKN	1	1	U	**1.68**	**1.1**	**1.1**	**1.6**	U	**1.2 B**	**1.3**	1	**1.8**	**1.2**	**1.5**
sulfate	250	1	92.50 F	87.2678	4.8	55.5	82.6	83.2	85.5	69.8	72.3	79.7	72.2	55.4
TDS	500	10	**623**	**731**	306	**566**	**716**	**759**	**677**	**673**	**696**	**719**	**693**	**722**
TOC	--	1	3.99	3.05	1.6	U	3.1	3.1	1.6	3	3.3	2.6	3.2	4.7
phenolics, Total	--	0.005	0.0026 UJ	0.11245	U	U	U	0.0039 F	U	U	U	U	U	U

For notes, please refer to the end of the tables section.

Table 4-2

Groundwater and Surface Water Sampling Results (continued)

Location of Well	NYSDEC Class GA Groundwater Standards	Reporting Limit	LF7MW-22																	
Date of Collection			12/15/2005	3/10/2006	9/14/2006		3/28/2007		9/25/2007		3/28/2008		9/16/2008	4/21/2009	4/1/2010	6/21/2011		
Sample ID No.			LF7M2208LA	LF7M2208MA	LF7M2208NA		LF7M2208OA		LF7M2208PA		LF7M2208QA		LF7M2208RA	LF7M2208SA	LF7M2208TA	LF7M2208UA		
Depth to Water (ft)			1.66	0.00	1.37		0.00		2.63		0.00		3.20	0.44	0.00	1.60		
VOCs (µg/L)																		
1,1,1-trichloroethane	5*	1	NA	NA	NS		NS		NS		NS		NS	NS	NS	NA		
1,1-dichloroethene	5*	1	NA	NA	NS		NS		NS		NS		NS	NS	NS	NA		
benzene	1	0.1	NA	NA	NS		NS		NS		NS		NS	NS	NS	NA		
cis-1,2-dichloroethene	5*	1	U	U	NS		NS		NS		NS		NS	NS	NS	NA		
methylene chloride	5*	1	NA	NA	NS		NS		NS		NS		NS	NS	NS	NA		
trichloroethene (TCE)	5*	1	0.92 F	0.93 F	NS		NS		NS		NS		NS	NS	NS	NA		
toluene	5*	1	NA	NA	NS		NS		NS		NS		NS	NS	NS	NA		
trans-1,2-dichloroethene	5*	1	U	U	NS		NS		NS		NS		NS	NS	NS	NA		
Metals (µg/L) [Dissolved / Total][1]																		
aluminum	2,000	200	228	637	U	160 F	52 F	95 F	U	250	U	48 F	53 F	190 F	360	NA		
antimony	3	50	U	U	U	U	U	U	U	U	U	U	U	U	U	NA		
arsenic	25	30	U	U	U	U	U	U	U	U	U	U	U	U	U	NA		
barium	1,000	50	132	134	127	123	110	120	130	140	110	110	150	120	120	NA		
berylium	3	4	0.4 F	0.5 F	U	U	U	U	U	U	U	0.17 F	U	U	U	NA		
boron, Total	1,000	110	NA	288	NA	NA	NA	NA	NA	NA	NA	NA	NA	NA	NA	NA		
cadmium	5	5	U	U	U	U	0.57 F	1.0 F	U	U	U	U	U	U	U	NA		
calcium	--	1,100	191,000	204,000	186,000	184,000	200,000	210,000	180,000	190,000	200,000	200,000	200,000	190,000	180,000	NA		
chromium	50	10	1 F	2.1 F	2.9 F	4.07 F	6.9 F	8.8 F	4F	4.2F	4.4 F	5.1 F	3.5 F	5.0 F	U	NA		
cobalt	--	60	U	U	U	U	U	U	U	U	U	U	U	U	U	NA		
copper	200	10	3.5 F	5.6 F	U	U	U	U	U	4.6F	U	U	U	U	U	NA		
iron	300	200	**12,900**	**33,100**	**6,610**	**10,800**	**5,100**	**12,000**	**6,700**	**15,000**	**5,400**	**7,500**	**10,000**	**11,000**	**8,100**	NA		
lead	25	25	U	2.5 F	U	U	U	U	U	U	U	U	U	U	U	NA		
magnesium	35,000	1,000	**43,400**	**51,900**	**37,200**	**36,400**	**52,000**	**53,000**	**36,000**	**36,000**	**51,000**	**50,000**	**39,000**	**45,000**	**47,000**	NA		
manganese	300	10	**1,130**	**963**	**1,250**	**1,270**	**840**	**860**	**1,200**	**1,300**	**870**	**850**	**1,300**	**1,000**	**880**	NA		
molybdenum	--	15	U	1.7 F	U	U	U	U	U	U	U	U	U	U	U	NA		
nickel	100	20	U	2.1 F	1.13 F	U	U	U	U	1.5F	U	U	U	2.2 F	U	NA		
potassium	--	1,000	7,270	5,630	7,750	7,730	5,200	5,400	7,800	7,800	5,400	5,300	8,000	5,200	5,700	NA		
selenium	--	30	U	U	U	U	U	U	U	U	U	U	2.9 F	U	U	NA		
silver	50	10	U	U	U	U	U	U	U	U	U	U	U	U	U	NA		
sodium	20,000	1,000	17,300	19,700	14,700	14,400	**21,000**	**21,000**	15,000	15,000	**21,000**	**20,000**	17,000	18,000	18,000	NA		
thallium	0.5	80	U	U	U	U	U	U	U	U	U	U	U	U	U	NA		
vanadium	--	10	1 F	2.6 F	U	1 F	U	U	U	.92F	U	U	U	U	U	NA		
zinc	2,000	20	8.5 F	9.2 F	15.6 F	31.6	U	U	23.0	29.0	1.0 F	1.1 F	19 F	17 F	23	NA		
mercury	0.7	1	NA	U	NA	NA	NA	NA	NA	NA	NA	NA	NA	NA	NA	NA		
Leachate Indicators (mg/L)																		
alkalinity, Total	--	10	605	633	NS		NS		NS		NS		NS	NS	NS	410		
ammonia	2	0.2	0.81	0.59	NS		NS		NS		NS		NS	NS	NS	0.73		
BOD5	--	2.4	U	U	NS		NS		NS		NS		NS	NS	NS	1.8 F		
bromide	2	0.5	0.32 F	0.49 F	NS		NS		NS		NS		NS	NS	NS	0.11 F		
COD	--	5	U	U	NS		NS		NS		NS		NS	NS	NS	7.0 F		
chloride	250	1	20.4	19.5	NS		NS		NS		NS		NS	NS	NS	22		
color	15	5	NA	**100**	NS		NS		NS		NS		NS	NS	NS	**40**		
cyanide, Total	200	0.02	NA	U	NS		NS		NS		NS		NS	NS	NS	NA		
hardness, Total	--	1	660	588	NS		NS		NS		NS		NS	NS	NS	480		
nitrate	10	1	U	U	NS		NS		NS		NS		NS	NS	NS	U		
TKN	1	1	**1.9**	0.82	NS		NS		NS		NS		NS	NS	NS	0.88 F		
sulfate	250	1	79.3	82.2	NS		NS		NS		NS		NS	NS	NS	38		
TDS	500	10	**698**	**750**	NS		NS		NS		NS		NS	NS	NS	500		
TOC	--	1	2	3.7 B	NS		NS		NS		NS		NS	NS	NS	2.3		
phenolics, Total	--	0.005	U	U	NS		NS		NS		NS		NS	NS	NS	NA		

For notes, please refer to the end of the tables section.

Table 4-1

Groundwater and Surface Water Sampling Results (continued)

Location of Well	NYSDEC Class GA Groundwater Standards	Reporting Limit	LF7MW-23											
Date of Collection			1/12/1999[§]	2/7/2003	6/17/2003	9/10/2003	12/4/2003	3/25/2004	6/24/2004	9/15/2004	12/9/2004	3/30/2005	6/21/2005	9/7/2005
Sample ID No.			LF7MW2303AA	LF7MW2311AA	LF7MW2316BB	LF7M2310CA	LF7M2300DA	LF7M2312EA	LF7M2312FA	LF7M2312GA	LF7M2312HA	LF7M2312IA	LF7M2312JA	LF7M2312KA
Depth to Water (ft)			3.08	1.93	2.06	0.75	0.00	0.00	0.00	0.00	0.00	0.00	0.28	0.47
VOCs (µg/L)														
1,1,1-trichloroethane	5*	1	U	U	U	U	U	U	NA	NA	NA	U	NA	NA
1,1-dichloroethene	5*	1	U	U	U	U	U	U	NA	NA	NA	U	NA	NA
benzene	1	0.1	U	U	U	U	U	U	NA	NA	NA	U	NA	NA
cis-1,2-dichloroethene	5*	1	U	U	U	U	U	U	U	U	U	U	U	U
methylene chloride	5*	1	0.63 B	U	U	U	U	U	NA	NA	NA	U	NA	NA
trichloroethene (TCE)	5*	1	U	U	U	U	U	U	U	U	U	U	U	U
toluene	5*	1	U	0.19 F	U	U	U	U	NA	NA	NA	U	NA	NA
trans-1,2-dichloroethene	5*	1	U	U	U	U	U	U	U	U	U	U	U	U
Metals (µg/L) [Dissolved / Total][1]														
aluminum	2,000	200	420	U	26.6 F ♦	636 J	296	**2,110**	581	616	162 F	366	360	231
antimony	3	50	U	U	U	U	U	U	U	U	U	U	U	U
arsenic	25	30	U	U	U	U	U	U	U	U	U	U	U	U
barium	1,000	50	29.6	21.1 F	18.5 F ♦	51.6	21.4 F	26.2 F	21.7 F	22.4 F	19.7 F	21.4	19.9 F	24 F
berylium	3	4	U	U	U	U	U	0.3 F	U	U	U	U	U	U
boron, Total	1,000	110	U	U	69.3 B ♦	NA	NA	27.5	NA	NA	NA	26.2	NA	NA
cadmium	5	5	U	U	U	U	U	U	U	U	U	U	U	U
calcium	--	1,100	38,620	22,058.1	20,400	48,000	22,400	22,300	23,300	23,300	21,700	23,900	22,200	23,600
chromium	50	10	1 F	1.0 F	U	U	U	2.4 F	1.1 F	U	U	1.1 F	U	U
cobalt	--	60	U	U	U	U	U	U	U	U	U	U	U	0.9 F
copper	200	10	U	U	U	U	U	2.4 F	1.7 F	U	U	U	U	U
iron	300	200	**1,409**	140.9 F	62.3 F ♦	**937**	**404**	**1,990**	**946**	**856**	276	**533**	**525**	**568**
lead	25	25	U	U	U	U	U	U	U	U	U	U	U	U
magnesium	35,000	1,000	7,237.6	6,521.7	5,720	14,000	6,210	6,740	6,420	6,430	6,070	6,690	6,210	5,440
manganese	300	10	**405.4**	60.1	23.2 ♦	119	36.8	51.3	46.1	38.7	27.5	53.3	41.4	103
molybdenum	--	15	U	U	U	U	U	U	U	U	U	U	U	U
nickel	100	20	1 F	U	U	U	U	U	1.8 F	U	U	1.6 F	2.8 F	U
potassium	--	1,000	2,093	1,658.7	1,900 ♦	3,260	2,220	2,720	2,200	2,500	2,240	2,010	1,980	1,900
selenium	--	30	U	U	U	U	U	U	U	U	U	U	U	U
silver	50	10	U	U	U	U	U	U	U	U	U	U	U	U
sodium	20,000	1,000	8,410	11,176	9,560	7,020	10,100	9,740	9,510	10,300	9,900	9,990	9,290	8,720
thallium	0.5	80	U	U	U	U	U	U	U	U	U	U	U	U
vanadium	--	10	1 F	U	U	U	U	4.2 F	1.5 F	1.2 F	U	1 F	U	U
zinc	2,000	20	10	3.5 F	U	U	2.7 F	U	57.3	34.4	17 F	27.4	41.7	25.8
mercury	0.7	1	U	U	U	NA	NA	U	NA	NA	NA	U	NA	NA
Leachate Indicators (mg/L)														
alkalinity, Total	--	10	156	85	79.2	173	94	82.6	71.9	86.3	89.5	86	89	93
ammonia	2	0.2	0.28	U	0.26	0.34	0.32	0.3	0.32	0.38	0.36	0.3	0.31	0.32
BOD5	--	2.4	U	U	U	U	U	2	U	U	U	U	U	7.4 B
bromide	2	0.5	0.11 F	U	U	U	U	U	U	U	U	U	U	U
COD	--	5	U	U	U	U	U	U	U	U	14.1	U	U	U
chloride	250	1	2.89 F	2.1783	1.8	1.7	2.1	0.52 F	1.8	2	1.9	1.8	1.7	2.4
color	15	5	U	5 R	0	NA	NA	15	NA	NA	NA	**20 J**	NA	NA
cyanide, Total	200	0.02	U	U	U	NA	NA	U	NA	NA	NA	U	NA	NA
hardness, Total	--	1	148	86.28	45.6 ♦	195	140	72	92	90	100	92	112	70.5
nitrate	10	1	U	U	U	U	U	0.18 F	U	U	U	U	U	U
TKN	1	1	U	U	0.41 B	0.52	U	0.4	0.60 B	0.43	0.6	0.45	0.36	0.3
sulfate	250	1	16 F	18.3229	18.7	14.2	16.4	2.7	19.4	18.9	17.7	17.5	18	16.9
TDS	500	10	200	100	129 ♦	229	136	94	112	103	108	117	128	201
TOC	--	1	U	0.59 SU	U	U	U	U	U	U	U	U	0.46 F	1.3
phenolics, Total	--	0.005	0.0026 UJ	U	U	U	U	U	U	U	U	U	0.0050 F	U

For notes, please refer to the end of the tables section.

Table 4-1

Groundwater and Surface Water Sampling Results (continued)

Location of Well	NYSDEC Class GA Groundwater Standards	Reporting Limit	LF7MW-23												
Date of Collection			12/16/2005	3/10/2006	9/13/2006		3/29/2007		9/25/2007		3/28/2008		9/17/2008	4/22/2009	3/31/2010	6/21/2011
Sample ID No.			LF7M2312LA	LF7M2312MA	LF7M2312NA		LF7M2312OA		LF7M2312PA		LF7M2312QA		LF7M2312RA	LF7M2312SA	LF7M2312TA	LF7M2312UA
Depth to Water (ft)			0.00	0.00	0.00		0.00		0.45		0.00		0.00	0.00	0.00	1.10
VOCs (µg/L)																
1,1,1-trichloroethane	5*	1	NA	NA	NS		NS		NS		NS		NS	NS	NS	NA
1,1-dichloroethene	5*	1	NA	NA	NS		NS		NS		NS		NS	NS	NS	NA
benzene	1	0.1	NA	NA	NS		NS		NS		NS		NS	NS	NS	NA
cis-1,2-dichloroethene	5*	1	U	U	NS		NS		NS		NS		NS	NS	NS	NA
methylene chloride	5*	1	NA	NA	NS		NS		NS		NS		NS	NS	NS	NA
trichloroethene (TCE)	5*	1	U	U	NS		NS		NS		NS		NS	NS	NS	NA
toluene	5*	1	NA	NA	NS		NS		NS		NS		NS	NS	NS	NA
trans-1,2-dichloroethene	5*	1	U	U	NS		NS		NS		NS		NS	NS	NS	NA
Metals (µg/L) [Dissolved / Total][1]																
aluminum	2,000	200	166 F	460	45.8 F	906	62 F	320	U	1,400	U	56 F	1,100	U	300	NA
antimony	3	50	U	U	U	U	U	U	U	U	U	U	U	U	U	NA
arsenic	25	30	U	U	U	U	U	U	U	U	U	U	U	U	U	NA
barium	1,000	50	19.5 F	22.6 F	19.2 F	22.8 F	21 F	22 F	28F	35F	22 F	22 F	33 F	24 F	27 F	NA
berylium	3	4	U	U	U	U	U	U	U	U	U	U	U	U	U	NA
boron, Total	1,000	110	NA	27.5	NA	NA	NA	NA	NA	NA	NA	NA	NA	NA	NA	NA
cadmium	5	5	U	U	U	U	0.83 F	0.76 F	U	U	U	U	U	U	U	NA
calcium	--	1,100	22,000	23,500	22,100	23,900	25,000	25,000	31,000	35,000	32,000	31,000	38,000	37,000	43,000	NA
chromium	50	10	U	1.8 F	U	3.78 F	4.0 F	4.2 F	U	4F	U	U	15.0	U	U	NA
cobalt	--	60	U	U	U	U	U	U	U	U	U	U	U	U	U	NA
copper	200	10	1.7 F	U	U	2.95 F	U	U	U	3.9F	U	U	4.6 F	U	U	NA
iron	300	200	283	**635**	21.1 F	**1,510**	19 F	**510**	160F	**2,300**	90 F	180 F	**2,500**	**390**	**1,700**	NA
lead	25	25	U	U	U	U	U	U	U	U	U	U	U	U	U	NA
magnesium	35,000	1,000	6,210	7,020	6,200	6,890	7,100	7,200	7,800	9,100	7,900	7,600	7,900	8,200	9,000	NA
manganese	300	10	34.6	39.3	21.9	51	23	42	120	180	43	45	180	62	81	NA
molybdenum	--	15	U	U	U	U	U	U	U	U	U	U	U	U	U	NA
nickel	100	20	U	U	U	2.16 F	U	U	U	3.1	U	U	8.9 F	U	U	NA
potassium	--	1,000	2,120	2,060	2,060	2,360	2,100	2,100	2,200	2,700	1,800	1,800	2,000	1,500	1,800	NA
selenium	--	30	U	U	U	U	U	U	U	U	U	U	U	U	U	NA
silver	50	10	U	U	U	U	U	U	U	U	U	U	U	U	U	NA
sodium	20,000	1,000	10,000	10,900	9,660	9,960	11,000	11,000	9,000	9,300	11,000	10,000	9,300 B	8,200	9,200	NA
thallium	0.5	80	U	U	U	U	U	U	U	U	U	U	U	U	U	NA
vanadium	--	10	U	U	U	1.68 F	U	U	U	2.6F	U	U	3.5 F	U	U	NA
zinc	2,000	20	12.6 F	14.9 F	15.3 F	47.7 B	U	25	22.0	53	12 F	12 F	62 B	15 F	10 F	NA
mercury	0.7	1	NA	U	NA	NA	NA	NA	NA	NA	NA	NA	NA	NA	U	NA
Leachate Indicators (mg/L)																
alkalinity, Total	--	10	89.3	89.5	NS		NS		NS		NS		NS	NS	NS	230
ammonia	2	0.2	0.34	0.34	NS		NS		NS		NS		NS	NS	NS	0.093 F
BOD5	--	2.4	U	U	NS		NS		NS		NS		NS	NS	NS	U
bromide	2	0.5	U	U	NS		NS		NS		NS		NS	NS	NS	U
COD	--	5	U	U	NS		NS		NS		NS		NS	NS	NS	5.3 F
chloride	250	1	2.2	2.2	NS		NS		NS		NS		NS	NS	NS	9.4
color	15	5	NA	5	NS		NS		NS		NS		NS	NS	NS	**35**
cyanide, Total	200	0.02	NA	U	NS		NS		NS		NS		NS	NS	NS	NA
hardness, Total	--	1	76.1	75.1	NS		NS		NS		NS		NS	NS	NS	240
nitrate	10	1	U	U	NS		NS		NS		NS		NS	NS	NS	U
TKN	1	1	0.39 B	0.37	NS		NS		NS		NS		NS	NS	NS	0.41 F
sulfate	250	1	17.4	18	NS		NS		NS		NS		NS	NS	NS	22
TDS	500	10	135	132	NS		NS		NS		NS		NS	NS	NS	280
TOC	--	1	U	U	NS		NS		NS		NS		NS	NS	NS	1.1
phenolics, Total	--	0.005	U	U	NS		NS		NS		NS		NS	NS	NS	NA

For notes, please refer to the end of the tables section.

Table 4-1

Groundwater and Surface Water Sampling Results (continued)

Location of Well	NYSDEC Class GA Groundwater Standards	Reporting Limit	LF7MW-26											
Date of Collection			2/7/2003	6/17/2003	9/9/2003	12/3/2003	3/24/2004	6/23/2004	9/14/2004	12/8/2004	3/30/2005	6/21/2005	9/6/2005	12/15/2005
Sample ID No.			LF7MW2612AA	LF7MW2612BB	LF7M2613CA	LF7M2612DA	LF7M2612EA	LF7M2612FA	LF7M2613GA	LF7M2612HA	LF7M2612IA	LF7M2613JA	LF7M2614KA	LF7M2613LA
Depth to Water (ft)			12.10	12.17	13.16	11.70	11.50	12.39	12.75	12.17	11.73	13.15	14.22	12.68
VOCs (µg/L)														
1,1,1-trichloroethane	5*	1	U	U	U	U	U	NA	NA	NA	U	NA	NA	NA
1,1-dichloroethene	5*	1	U	U	U	U	U	NA	NA	NA	U	NA	NA	NA
benzene	1	0.1	U	U	U	U	U	NA	NA	NA	U	NA	NA	NA
cis-1,2-dichloroethene	5*	1	U	U	U	U	U	U	U	U	U	U	U	U
methylene chloride	5*	1	U	U	U	U	U	NA	NA	NA	U	NA	NA	NA
trichloroethene (TCE)	5*	1	2.41	3	1.3	0.42 F	1.8	1.9	0.76 F	0.73 F	1.3	2.2	1.6	0.72 F
toluene	5*	1	0.08 F	U	U	U	U	NA	NA	NA	U	NA	NA	NA
trans-1,2-dichloroethene	5*	1	U	U	U	U	U	U	U	U	U	U	U	U
Metals (µg/L) [Dissolved / Total][1]														
aluminum	2,000	200	**12,441.8**	1,850	218	**4,180**	**8,020**	**2,590**	**5,380**	**3,620**	1,180	**2,650**	**2,580**	**2,520**
antimony	3	50	U	U	U	U	U	U	U	U	U	U	U	U
arsenic	25	30	U	U	U	U	U	U	U	U	U	3.1 F	U	U
barium	1,000	50	77.3	35.6 F	18.3 F	30.8 F	47.7 F	29.3 F	34.5 F	36.5 F	25.7 F	25.4 F	31.1 F	38.4 F
berylium	3	4	0.65 F	U	U	0.3 F	0.5 F	U	U	U	U	U	U	U
boron, Total	1,000	110	U	75.4 B	NA	NA	19.5	NA	NA	NA	27.6	NA	NA	NA
cadmium	5	5	U	U	U	U	U	U	U	U	U	U	U	U
calcium	--	1,100	122,758.4	123,000	84,000	70,100	84,600	94,800	71,500	111,000	103,000	77,200	94,400	126,000
chromium	50	10	17.8	3.0 F	U	6.2 F	11.5	4.7 F	7.7 F	5.2 F	2.6 F	3.7 F	6.6 F	48.9
cobalt	--	60	6.2 F	U	U	U	2.7 F	1.6 F	1.5 F	U	U	1.4 F	1.3 F	1.1 F
copper	200	10	44.7	6.1 F	U	7.4 F	16.7	6.3 F	11.2	6.6 F	4 F	4.6 F	6.6 F	8.9 F
iron	300	200	**23,658.7**	**2,860**	193 F	**4,250**	**7,910**	**2,580**	**4,860**	**2,900**	**1,100**	**2,260**	**2,290**	**2,060**
lead	25	25	12.3 F	U	U	3.8 F	5.6 F	U	4.1 F	U	2.5 F	U	U	U
magnesium	35,000	1,000	19,330.4	14,000	10,400	9,550	11,500	11,500	9,700	12,900	11,400	9,180	10,400	13,400
manganese	300	10	**1,751.5**	**1,200**	**661**	**456**	**1,050**	**1,180**	**1,050**	**1,100**	**635**	**836**	**2,130**	**1,330**
molybdenum	--	15	4.3 F	U	U	U	U	U	U	U	U	U	U	U
nickel	100	20	13.6 F	3.8 F	U	4.8 F	9.1 F	4 F	6.1 F	4.5 F	2.3 F	5.8 F	10.4 F	50.4
potassium	--	1,000	3,621.7	2,230	1,700	2,230	3,260	2,170	2,310	2,270	1,690	1,640	1,810	2,360
selenium	--	30	U	U	U	U	U	U	U	U	U	U	U	U
silver	50	10	U	U	U	U	U	U	U	U	U	U	U	U
sodium	20,000	1,000	1,939.3	1,900	996 F	667 F	948 F	1,330	368 F	2,310	2,930	916 F	2,880	16,800
thallium	0.5	80	U	U	U	U	U	U	U	U	U	U	U	U
vanadium	--	10	19.4	3.8 F	U	5.9 F	11.8	3.5 F	6.6 F	4.1 F	1.9 F	3.4 F	3.3 F	3.1 F
zinc	2,000	20	55.7	U	U	18.4 F	19.1 F	13.5 F	14.1 F	8.1 F	5.2 F	5.4 F	7.7 F	7.3 F
mercury	0.7	1	U	U	NA	NA	U	NA	NA	NA	U	NA	NA	NA
Leachate Indicators (mg/L)														
alkalinity, Total	--	10	304	252	228	215	225	234 B	47.3	239	283	293	296	239
ammonia	2	0.2	U	0.090	U	U	U	0.035 F	0.130	0.1	0.032 F	U	0.19	U
BOD5	--	2.4	U	U	U	U	U	U	U	U	U	U	U	3.4
bromide	2	0.5	U	U	U	U	U	U	U	U	U	U	U	U
COD	--	5	9.77	U	U	U	U	U	11.6	U	U	U	U	U
chloride	250	1	U	7.0	2.1	1.9	2.6	1.8	5.2	6.1	6.3	4.4	17.2	40.6
color	15	5	**250 R**	**70**	NA	NA	**120**	NA	NA	NA	**160 J**	NA	NA	NA
cyanide, Total	200	0.02	0.00179 F	U	NA	NA	U	NA	NA	NA	U	NA	NA	NA
hardness, Total	--	1	364.75	372	224	380	320	280	225	348	312	236	300	450
nitrate	10	1	1.3269	U	2.3	1.5	1.4	1	1	1.7	1.7	0.48 F	0.93 F	0.54 F
TKN	1	1	U	0.46 B	U	U	0.23	0.44 B	0.48	U	0.39	0.28	0.55	1 B
sulfate	250	1	7.3051	122	5.8	5.3	4.6	5.2	7.4	10.1	6.2	4	5.6	7.2
TDS	500	10	314	**614**	287	246	242	225	289	370	297	245	361	369
TOC	--	1	2.57	U	U	1.2	1.7	U	0.93 F	1.4	1.9	2.8	1.8	0.69 F
phenolics, Total	--	0.005	U	U	U	U	U	U	U	0.0075 F	0.006 F	0.0040 F	U	U

For notes, please refer to the end of the tables section.

Table 4-1

Groundwater and Surface Water Sampling Results (continued)

Location of Well	NYSDEC Class GA Groundwater Standards	Reporting Limit	LF7MW-26																	
Date of Collection			3/10/2006	9/12/2006		3/29/2007		9/24/2007		3/28/2008		9/16/2008		4/22/2009		3/25/2010	6/20/2011			
Sample ID No.			LF7M2612MA	LF7M2612NA		LF7M2610OA		LF7M2614PA		LF7M2611QA		LF7M2613RA		LF7M2612SA		LF7M2612TA	LF7M2612UA			
Depth to Water (ft)			11.75	13.32		10.17		13.95		10.70		13.39		11.57		11.91	11.74			
VOCs (µg/L)																				
1,1,1-trichloroethane	5*	1	NA	NS		NS		NS		NS		NS		NS		NS	NA			
1,1-dichloroethene	5*	1	NA	NS		NS		NS		NS		NS		NS		NS	NA			
benzene	1	0.1	NA	NS		NS		NS		NS		NS		NS		NS	NA			
cis-1,2-dichloroethene	5*	1	U	NS		NS		NS		NS		NS		NS		NS	NA			
methylene chloride	5*	1	NA	NS		NS		NS		NS		NS		NS		NS	NA			
trichloroethene (TCE)	5*	1	0.98 F	NS		NS		NS		NS		NS		NS		NS	NA			
toluene	5*	1	NA	NS		NS		NS		NS		NS		NS		NS	NA			
trans-1,2-dichloroethene	5*	1	U	NS		NS		NS		NS		NS		NS		NS	NA			
Metals (µg/L) [Dissolved / Total][1]																				
aluminum	2,000	200	**2,470**	U	**2,020**	58 F	**4,300**	U	**3,600**	U	**2,200**	67 F	**10,000**	U	**2,900**	**3,500**	NA			
antimony	3	50	U	U	U	U	U	U	U	U	U	U	U	U	U	U	NA			
arsenic	25	30	U	U	U	U	U	U	U	U	U	U	U	U	U	U	NA			
barium	1,000	50	28.7 F	18.7 F	26 F	18 F	38 F	18 F	38 F	16 F	28 F	16 F	59	13 F	36 F	34 F	NA			
berylium	3	4	U	U	U	U	U	U	U	U	0.11 F	U	4.6 F	U	U	U	NA			
boron, Total	1,000	110	22.6	NA	NA	NA	NA	NA	NA	NA	NA	NA	NA	NA	NA	NS	NA			
cadmium	5	5	U	U	U	0.61 F	0.53 F	U	U	U	U	U	U	U	U	U	NA			
calcium	--	1,100	88,600	96,000	84,400	92,000	90,000	99,000	96,000	89,000	96,000	82,000	88,000	70,000	93,000	89,000	NA			
chromium	50	10	13.7	U	49.1	4.5 F	**52**	1.7F	**120**	U	15	1.7 F	**63**	U	**86**	15	NA			
cobalt	--	60	1 F	U	U	U	U	U	U	U	U	U	U	U	U	U	NA			
copper	200	10	4.3 F	U	5.06 F	U	13	U	9.5F	U	7.2 F	U	17	U	9.6 F	4.5 F	NA			
iron	300	200	**1,960**	U	**2,350**	5.9 F	**5,300**	U	**3,700**	U	**2,900**	U	**9,500**	U	**3,700**	**3,000**	NA			
lead	25	25	U	U	U	U	U	U	U	U	U	U	8.2 F	U	U	U	NA			
magnesium	35,000	1,000	10,600	10,500	10,000	11,000	12,000	11,000	12,000	11,000	12,000	9,500	12,000	8,900	12,000	12,000	NA			
manganese	300	10	**459**	**1,720 J**	**1,170**	**310**	**1,100**	**1,400**	**2,100**	47	**540**	**640**	**1,500**	12	**2,200**	**520**	NA			
molybdenum	--	15	U	U	U	U	U	U	3.5F	U	U	U	U	U	U	U	NA			
nickel	100	20	7.1 F	12.9 F	12.6 F	10 F	25	3.7F	29	U	7.8 F	2.7 F	19 F	U	17 F	5.6 F	NA			
potassium	--	1,000	1,960	1,530	1,580	1,300	2,000	1,700	2,000	1,200	1,700	1,400	3,000	830 F	1,700	2,200	NA			
selenium	--	30	U	U	U	U	U	U	U	U	U	U	U	U	U	U	NA			
silver	50	10	U	U	U	U	U	U	U	U	U	U	U	U	U	U	NA			
sodium	20,000	1,000	5,060	15,400 J	8,430 J	7,100 J	5,400 J	4,000J	1,900J	10,000	11,000	10,000 B	7,000 B	4,000	12,000	5,800	NA			
thallium	0.5	80	U	U	U	U	U	U	U	U	U	U	U	U	U	U	NA			
vanadium	--	10	3.1 F	U	2.94 F	U	6.3 F	U	4.9F	U	3.5 F	U	13	U	5.3 F	5.6 F	NA			
zinc	2,000	20	7.4 F	30.2 B	35.9 B	U	15 F	40.0	49.0	11 F	17 F	13 F	30.0	11 F	21 B	21	NA			
mercury	0.7	1	U	NA	NA	NA	NA	NA	NA	NA	NA	NA	NA	NA	NA	NA	NA			
Leachate Indicators (mg/L)																				
alkalinity, Total	--	10	285	NS		NS		NS		NS		NS		NS		NS	310			
ammonia	2	0.2	0.1	NS		NS		NS		NS		NS		NS		NS	0.46			
BOD5	--	2.4	U	NS		NS		NS		NS		NS		NS		NS	U			
bromide	2	0.5	U	NS		NS		NS		NS		NS		NS		NS	U			
COD	--	5	U	NS		NS		NS		NS		NS		NS		NS	4.3 F			
chloride	250	1	23.1	NS		NS		NS		NS		NS		NS		NS	8.5			
color	15	5	**20**	NS		NS		NS		NS		NS		NS		NS	15			
cyanide, Total	200	0.02	U	NS		NS		NS		NS		NS		NS		NS	NA			
hardness, Total	--	1	242	NS		NS		NS		NS		NS		NS		NS	350			
nitrate	10	1	1.1	NS		NS		NS		NS		NS		NS		NS	0.090 F			
TKN	1	1	0.39	NS		NS		NS		NS		NS		NS		NS	0.79 F			
sulfate	250	1	5.9	NS		NS		NS		NS		NS		NS		NS	3.3 F			
TDS	500	10	311	NS		NS		NS		NS		NS		NS		NS	360			
TOC	--	1	1.2 B	NS		NS		NS		NS		NS		NS		NS	2.2			
phenolics, Total	--	0.005	U	NS		NS		NS		NS		NS		NS		NS	NA			

For notes, please refer to the end of the tables section.

Table 4-1

Groundwater and Surface Water Sampling Results (continued)

Location of Well	NYSDEC Class GA Groundwater Standards	Reporting Limit	LF7MW-27											
Date of Collection			**2/7/2003**	**6/18/2003**	**9/9/2003**	**12/3/2003**	**3/25/2004**	**6/23/2004**	**9/14/2004**	**12/8/2004**	**3/30/2005**	**6/21/2005**	**9/7/2005**	**12/15/2005**
Sample ID No.			**LF7MW2713AA**	**LF7MW2707BB**	**LF7M2713CA**	**LF7M2713DA**	**LF7M2713EA**	**LF7M2713FA**	**LF7M2713GA**	**LF7M2713HA**	**LF7M2713IA**	**LF7M2713JA**	**LF7M2713KA**	**LF7M2713LA**
Depth to Water (ft)			**6.29**	**6.59**	**7.91**	**5.82**	**6.12**	**7.44**	**7.74**	**6.86**	**5.75**	**8.39**	**10.83**	**7.65**
VOCs (µg/L)														
1,1,1-trichloroethane	5*	1	U	U	U	U	U	NA	NA	NA	U	NA	NA	NA
1,1-dichloroethene	5*	1	U	U	U	U	UM	NA	NA	NA	U	NA	NA	NA
benzene	1	0.1	U	U	U	U	UM	NA	NA	NA	U	NA	NA	NA
cis-1,2-dichloroethene	5*	1	U	U	U	U	UM	U	U	U	U	U	U	U
methylene chloride	5*	1	U	U	U	U	UM	NA	NA	NA	U	NA	NA	NA
trichloroethene (TCE)	5*	1	0.69 F	0.47 F♦	1.1	0.84 F	0.53 M	0.69 F	0.94 F	0.64 F	U	0.77 F	0.83 F	0.68 F
toluene	5*	1	0.29 F	U	U	U	UM	NA	NA	NA	U	NA	NA	NA
trans-1,2-dichloroethene	5*	1	U	U	U	U	UM	U	U	U	U	U	U	U
Metals (µg/L) [Dissolved / Total][1]														
aluminum	2,000	200	34.5 F	58.7 F	62.4 F	246	U	U	69.7 F	U	77.8 F	U	101 F	36.4 F
antimony	3	50	U	U	U	U	U	U	U	U	U	U	U	U
arsenic	25	30	U	U	U	U	U	U	U	U	U	U	U	U
barium	1,000	50	18.0 F	18.4 F♦	18.4 F	17.9 F	17.5 F	16.6 F	18.2 F	16.6 F	20 F	16.1 F	16.9 F	15.7 F
berylium	3	4	U	U	U	U	U	U	U	U	U	U	U	U
boron, Total	1,000	110	U	56 ♦	NA	NA	11.7	NA	NA	NA	11.2	NA	NA	NA
cadmium	5	5	U	U	U	U	U	U	U	U	U	U	U	U
calcium	--	1,100	81,375.5	75,900 ♦	75,800.0	74,500	74,600	74,500	76,200	76,900	57,200	72,600	77,200	77,100
chromium	50	10	2.0 F	1.7 F	U	1.9 F	U	0.9 F	0.9 F	U	1 F	U	U	0.9 F
cobalt	--	60	U	U	U	U	U	U	U	U	U	U	U	U
copper	200	10	1.9 F	U	U	U	U	U	3 F	U	2.2 F	U	U	U
iron	300	200	72.4 F	38.8 F	44.8 F	273 M	62.6 F	U	80.2 F	U	89.2 F	U	124 F	43.4
lead	25	25	U	U	U	U	U	U	U	U	U	U	U	U
magnesium	35,000	1,000	10,190.9	9,120	8,840	9,060	9,080	8,580	9,110	8,890	6,470	8,560	8,910	9,310
manganese	300	10	13	8.4 F	7.4 F	43.4	1.7 F	1.1 F	8.3 F	0.7 F	7.3 F	2.2 F	11.1	3.2 F
molybdenum	--	15	3.1 F	U	U	U	U	U	U	U	U	U	U	U
nickel	100	20	U	9.3 F	6.0 F	21.6	2.6 F	9.4 F	11.3 F	6.2 F	5.2 F	14.8 F	13.9 F	14.1 F
potassium	--	1,000	1,575.2	2,140	2,490	2,360	1,950	2,150	2,470	2,060	2,730	2,070	2,130	1,890
selenium	--	30	6.7 F	U	U	U	U	U	U	U	U	U	U	U
silver	50	10	U	U	U	U	U	U	U	U	U	U	U	U
sodium	20,000	1,000	6,648.1	5,420 ♦	5,910	6,290	5,990	5,890	5,630	4,080	3,960	4,220	3,590	3,550
thallium	0.5	80	U	U	U	U	U	U	U	U	U	U	U	U
vanadium	--	10	U	U	U	U	U	U	U	U	U	U	U	U
zinc	2,000	20	7.3 F	U	U	3.1 F	U	U	U	U	U	U	U	2.8 F
mercury	0.7	1	U	U	NA	NA	U	NA	NA	NA	U	NA	NA	NA
Leachate Indicators (mg/L)														
alkalinity, Total	--	10	234	220 ♦	210	219	217 M	177 B	224	246	172	233	230	230
ammonia	2	0.2	U	U	U	U	U	U	U	0.027 F	U	U	U	U
BOD5	--	2.4	U	U	U	U	U	U	U	U	U	U	U	U
bromide	2	0.5	U	U	U	U	U	U	U	UM	U	U	U	U
COD	--	5	U	U	U	UM	U	3.7 UM	U	U	U	5.3 F	U	U
chloride	250	1	3.7045	2	2.8	3.1 M	2.5	1.9	2	1.6 M	1.1	1.6	1.6	1.8
color	15	5	5 R	0	NA	NA	U	NA	NA	NA	10 J	NA	NA	NA
cyanide, Total	200	0.02	U	U	NA	NA	U	NA	NA	NA	U	NA	NA	NA
hardness, Total	--	1	243.16	297	216	250	220	208	235	248	166	240	251	159
nitrate	10	1	1.5298	1.4	2	2	1.9	1.8	1.4	1.2 M	0.21 F	1.2	0.99 F	0.98 F
TKN	1	1	U	U	U	UM	U	0.20 B	0.34	0.47	0.26	0.27	0.31	0.66 B
sulfate	250	1	11.5627	14.3	11	12	12.7	10.4	9.2	8.9 M	2.9	7.3	7.1	10
TDS	500	10	247	302	239	257	231	238	275	271	167	257	300	236
TOC	--	1	0.81 F	U	U	U	0.85 F	U	0.87 F	0.86 F	1.6	1	1.8	U
phenolics, Total	--	0.005	U	U	U	UM	U	U	U	0.0044 F	U	0.0050 F	U	U

For notes, please refer to the end of the tables section.

Table 4-1

Groundwater and Surface Water Sampling Results (continued)

Location of Well	NYSDEC Class GA Groundwater Standards	Reporting Limit	LF7MW-27										
Date of Collection			3/10/2006	9/13/2006	3/29/2007	9/25/2007	3/27/2008	9/16/2008	4/21/2009	3/25/2010	6/20/2011		
Sample ID No.			LF7M2713MA	LF7M2713NA	LF7M2713OA	LF7M2713PA	LF7M2713QA	LF7M2713RA	LF7M2713SA	LF7M2713TA	LF7M2713UA		
Depth to Water (ft)			6.57	8.67	4.99	9.28	5.56	8.90	6.62	7.01	6.56		
VOCs (µg/L)													
1,1,1-trichloroethane	5*	1	NA	NS	NS	NS	NS	NS	NS	NS	NA		
1,1-dichloroethene	5*	1	NA	NS	NS	NS	NS	NS	NS	NS	NA		
benzene	1	0.1	NA	NS	NS	NS	NS	NS	NS	NS	NA		
cis-1,2-dichloroethene	5*	1	U	NS	NS	NS	NS	NS	NS	NS	NA		
methylene chloride	5*	1	NA	NS	NS	NS	NS	NS	NS	NS	NA		
trichloroethene (TCE)	5*	1	0.48 F	NS	NS	NS	NS	NS	NS	NS	NA		
toluene	5*	1	NA	NS	NS	NS	NS	NS	NS	NS	NA		
trans-1,2-dichloroethene	5*	1	U	NS	NS	NS	NS	NS	NS	NS	NA		
Metals (µg/L) [Dissolved / Total][1]													
aluminum	2,000	200	U	50.2 F	96.4 F	62 F	160 F	U	170F	U	190 F	400 B♦	U	160 F♦	NA		
antimony	3	50	U	U	U	U	U	U	U	U	1.7 F	U	U	U	NA		
arsenic	25	30	U	U	U	U	U	U	U	U	U	U	U	U	NA		
barium	1,000	50	15 F	15.9 F	15.4 F	19 F	20 F	16F	17F	14 F	15 F	17 F♦	14 F	14 F	NA		
berylium	3	4	U	U	U	U	U	U	U	U	U	U	U	U	NA		
boron, Total	1,000	110	8.9 F	NA	NA	NA	NA	NA	NA	NA	NA	NA	NA	NA	NA		
cadmium	5	5	U	U	U	0.67 F	0.49 F	U	U	U	U	U	U	U	NA		
calcium	--	1,100	81,600	70,700	70,500	65,000	68,000	70,000	73,000	74,000	76,000	76,000♦	73,000	73,000	NA		
chromium	50	10	1.3 F	1.47 F	2.11 F	4.1 F	4.3 F	1.9F	3.4F	U	3.6 F	3.3 F♦	U	U	NA		
cobalt	--	60	U	U	U	U	U	U	U	U	U	U	U	U	NA		
copper	200	10	U	U	U	U	U	U	U	U	U	2.9 F♦	U	U	NA		
iron	300	200	U	U	74.6 F	U	110 F	6.1F	150F	U	210	**390♦**	U	110 F♦	NA		
lead	25	25	U	U	U	U	U	U	U	U	U	U	U	U	NA		
magnesium	35,000	1,000	9,350	8,250	8,100	7,200	7,500	8,400	8,900	9,100	9,400	9,000 B	8,900	9,000	NA		
manganese	300	10	0.6 F	U	5.3 F	U	6.5 F	U	12	U	16	32 J♦	U	7.0 F♦	NA		
molybdenum	--	15	U	U	U	U	U	U	U	U	U	U	U	U	NA		
nickel	100	20	13.3 F	17 F	13.9 F	2.6 F	4.0 F	25.0	29.0	30	40	38♦	24	29	NA		
potassium	--	1,000	1,610	1,920	1,910	3,000	3,100	2,200	2,300	1,700	1,800	2,000♦	1,400	1,800	NA		
selenium	--	30	U	U	U	U	U	U	U	U	U	U	U	U	NA		
silver	50	10	U	U	U	U	U	U	U	U	U	0.99 F♦	U	U	NA		
sodium	20,000	1,000	4,330	2,920	2,930	2,800	3,000	3,800	4,000	3,400	3,500	3,000 B♦	2,600	2,700	NA		
thallium	0.5	80	U	U	U	U	U	U	U	U	U	U	U	U	NA		
vanadium	--	10	U	U	U	U	U	U	U	U	U	1.2 F♦	U	U	NA		
zinc	2,000	20	U	16.7 F	23.3 B	U	U	26J	21J	11 F	11 F	14 F	13 F	6.0 F♦	NA		
mercury	0.7	1	U	NA	NA	NA	NA	NA	NA	NA	NA	NA	NA	NA	NA		
Leachate Indicators (mg/L)													
alkalinity, Total	--	10	231	NS	NS	NS	NS	NS	NS	NS	210		
ammonia	2	0.2	0.016 F	NS	NS	NS	NS	NS	NS	NS	0.21 ♦		
BOD5	--	2.4	U	NS	NS	NS	NS	NS	NS	NS	U		
bromide	2	0.5	U	NS	NS	NS	NS	NS	NS	NS	U		
COD	--	5	U	NS	NS	NS	NS	NS	NS	NS	U		
chloride	250	1	1.3	NS	NS	NS	NS	NS	NS	NS	0.34 F		
color	15	5	3	NS	NS	NS	NS	NS	NS	NS	10		
cyanide, Total	200	0.02	U	NS	NS	NS	NS	NS	NS	NS	NA		
hardness, Total	--	1	214	NS	NS	NS	NS	NS	NS	NS	200		
nitrate	10	1	1.2	NS	NS	NS	NS	NS	NS	NS	0.36 F		
TKN	1	1	0.26	NS	NS	NS	NS	NS	NS	NS	0.39 F♦		
sulfate	250	1	10.5	NS	NS	NS	NS	NS	NS	NS	5.5 ♦		
TDS	500	10	241	NS	NS	NS	NS	NS	NS	NS	230 ♦		
TOC	--	1	0.56 F	NS	NS	NS	NS	NS	NS	NS	0.78 F		
phenolics, Total	--	0.005	UJ	NS	NS	NS	NS	NS	NS	NS	NA		

For notes, please refer to the end of the tables section.

Table 4-1

Groundwater and Surface Water Sampling Results (continued)

Location of Well	NYSDEC Class GA Groundwater Standards	Reporting Limit	LF7MW-28											
Date of Collection			3/18/2003	6/17/2003	9/10/2003	12/4/2003	3/25/2004	6/24/2004	9/15/2004	12/9/2004	3/30/2005	6/21/2005	9/7/2005	12/15/2005
Sample ID No.			LF7MW2802AA	LF7MW2807BB	LF7M2806CA	LF7M2810DA	LF7M2806EA	LF7M2806FA	LF7M2810GA	LF7M2810HA	LF7M2810IA	LF7M2810JA	LF7M2810KA	LF7M2810LA
Depth to Water (ft)			2.15	3.32	1.31	0.42	0.00	0.44	0.67	0.00	0.00	1.00	1.07	0.64
VOCs (µg/L)														
1,1,1-trichloroethane	5*	1	U	U	U	U	U	NA	NA	NA	U	NA	NA	NA
1,1-dichloroethene	5*	1	U	U	U	U	U	NA	NA	NA	U	NA	NA	NA
benzene	1	0.1	U	U	U	U	U	NA	NA	NA	U	NA	NA	NA
cis-1,2-dichloroethene	5*	1	U	U	U	U	U	U	U	U	U	U	U	U
methylene chloride	5*	1	U	U	U	U	U	NA	NA	NA	U	NA	NA	NA
trichloroethene (TCE)	5*	1	U	U	U	U	U	U	U	U	U	U	U	U
toluene	5*	1	0.08 F	U	U	U	U	NA	NA	NA	U	NA	NA	NA
trans-1,2-dichloroethene	5*	1	U	U	U	U	U	U	U	U	U	U	U	U
Metals (µg/L) [Dissolved / Total][1]														
aluminum	2,000	200	128.9 F	62.4 F	480	695	347	U	149 F	232	143 F	800	222	125 F
antimony	3	50	U	U	U	U	U	U	U	U	U	U	U	U
arsenic	25	30	3.9 F	U	U	U	U	U	U	U	U	U	U	U
barium	1,000	50	15.9 F	17.7 F	25.1 F	24.9 F	14 F	50.2	22.5 F	19.4 F	18.1 F	26.4 F	28.3 F	21.9 F
berylium	3	4	U	U	U	U	U	U	U	U	U	U	U	U
boron, Total	1,000	110	36.7 F	102 B	NA	NA	U	NA	NA	NA	27.4	NA	NA	NA
cadmium	5	5	U	U	U	U	U	U	U	U	U	U	U	U
calcium	--	1,100	71,228.7	64,400	62,300	54,700	44,300	85,900	62,700	56,400	50,900	55,300	75,800	63,300
chromium	50	10	1.0 F	1.4 F	U	1.4 F	1.5 F	U	U	U	U	1 F	U	U
cobalt	--	60	U	U	U	U	U	U	U	U	U	U	U	U
copper	200	10	2.0 F	U	2.4 F	2.8 F	U	5.2 F	U	U	1.7 F	2.2 F	U	2.3 F
iron	300	200	249.3	U	**512**	**693**	**411**	57.2 F	138 F	275	169 F	**750**	227	148 F
lead	25	25	U	U	U	U	U	U	U	U	U	U	U	U
magnesium	35,000	1,000	7,315.6	6,440	6,360	5,610	5,180	9,540	6,500	6,040	5,660	5,690	7,960	6,870
manganese	300	10	63.4	11	58	62.9	44.3	61	77	71.9	53.8	122	47.4	51.1
molybdenum	--	15	5.0 F	U	U	U	U	U	U	U	U	U	U	U
nickel	100	20	U	U	U	U	U	U	U	1.6 F	U	3.4 F	U	U
potassium	--	1,000	2,332	2,820	3,330	2,540	1,780	3,700	3,280	2,900	2,350	3,430	3,070	2,160
selenium	--	30	7.1 F	U	U	U	U	U	U	U	U	U	U	U
silver	50	10	U	U	U	U	U	U	U	U	U	U	U	U
sodium	20,000	1,000	851.5 F	917 F	950	1,100	616 F	1,300	1,190	536 F	507 F	370	943 F	430 F
thallium	0.5	80	**8.2 F**	U	U	U	U	U	U	U	U	U	U	U
vanadium	--	10	1.6 F	U	U	U	U	U	U	U	U	U	U	U
zinc	2,000	20	5.8 F	U	U	50.7	8.4 F	19.5 F	11.6 F	15.1 F	11.8 F	16.2	11 F	13 F
mercury	0.7	1	U	U	NA	NA	U	NA	NA	NA	U	NA	NA	NA
Leachate Indicators (mg/L)														
alkalinity, Total	--	10	213	189	179	159	140	210	184	168	146	168	206	220
ammonia	2	0.2	U	U	0.086	U	U	U	0.065	0.027 F	U	U	U	U
BOD5	--	2.4	7	U	U	U	U	U	U	U	U	U	U	U
bromide	2	0.5	U	U	U	U	U	U	U	U	U	U	U	U
COD	--	5	U	U	U	U	U	8.1 F	U	U	U	U	U	3.4 F
chloride	250	1	0.7607	U	U	U	1.8	0.86 F	0.75 F	39.6	0.49 F	U	0.95 F	0.63 F
color	15	5	U	0	NA	NA	U	NA	NA	NA	2.5 J	NA	NA	NA
cyanide, Total	200	0.02	U	U	NA	NA	U	NA	NA	NA	U	NA	NA	NA
hardness, Total	--	1	235.7	U	195	240	164	252	195	172	U	192	223	136
nitrate	10	1	0.2659	U	2.2	U	U	0.034 F	0.09 F	0.56 F	0.17 F	0.14 F	0.67 F	0.12 F
TKN	1	1	0.73	0.25 B	U	U	0.11 F	0.37 B	0.084 F	U	0.6	0.17 F	0.4	0.29 B
sulfate	250	1	5.285	9.2	5.1	3.8	17.8	5.4	6	20.5	3	3.6	20.8	6.7
TDS	500	10	206	215	203	174	127	212	156	152	144	190	309	242
TOC	--	1	1.36	U	U	U	0.55 F	U	0.81 F	0.9 F	0.82 F	0.91	1.4	U
phenolics, Total	--	0.005	0.00408 F	U	U	U	0.0065 F	0.012	U	U	U	0.0040 F	U	U

For notes, please refer to the end of the tables section.

Table 4-1

Groundwater and Surface Water Sampling Results (continued)

Location of Well	NYSDEC Class GA Groundwater Standards	Reporting Limit	LF7MW-28												
Date of Collection			3/10/2006	9/13/2006		3/29/2007		9/25/2007		3/28/2008		9/17/2008	4/22/2009	4/1/2010	6/20/2011		
Sample ID No.			LF7M2810MA	LF7M2810NA		LF7M2810OA		LF7M2810PA		LF7M2810QA		LF7M2810RA	LF7M2810SA	LF7M2810TA	LF7M2810SA		
Depth to Water (ft)			0.00	0.30		0.00		1.48		0.00		0.80	0.33	0.00	NS		
VOCs (µg/L)																	
1,1,1-trichloroethane	5*	1	NA	NS		NS		NS		NS		NS	NS	NS	NS		
1,1-dichloroethene	5*	1	NA	NS		NS		NS		NS		NS	NS	NS	NS		
benzene	1	0.1	NA	NS		NS		NS		NS		NS	NS	NS	NS		
cis-1,2-dichloroethene	5*	1	U	NS		NS		NS		NS		NS	NS	NS	NS		
methylene chloride	5*	1	NA	NS		NS		NS		NS		NS	NS	NS	NS		
trichloroethene (TCE)	5*	1	U	NS		NS		NS		NS		NS	NS	NS	NS		
toluene	5*	1	NA	NS		NS		NS		NS		NS	NS	NS	NS		
trans-1,2-dichloroethene	5*	1	U	NS		NS		NS		NS		NS	NS	NS	NS		
Metals (µg/L) [Dissolved / Total][1]																	
aluminum	2,000	200	199 F	43.7 F	722	U	270	U	250	U	230	240 B	77 F	1,700	NS		
antimony	3	50	U	U	U	U	U	U	U	U	1.9 F	U	U	U	NS		
arsenic	25	30	U	U	U	U	U	U	U	U	U	U	U	U	NS		
barium	1,000	50	22.5 F	52.4	67.8	19 F	21 F	26 F	28 F	14 F	19 F	64	30 F	47 F	NS		
berylium	3	4	U	U	U	U	U	U	U	U	U	0.39 F	U	U	NS		
boron, Total	1,000	110	34.5	NA	NA	NA	NA	NA	NA	NA	NA	U	NA	NA	NS		
cadmium	5	5	U	U	U	U	0.53 F	U	U	U	U	NA	U	U	NS		
calcium	--	1,100	69,600	76,900	84,600	53,000	54,000	63,000	62,000	63,000	65,000	71,000	71,000	98,000	NS		
chromium	50	10	1.5 F	U	6.25 F	U	4.8 F	U	2.8 F	U	1.9 F	11	U	31	NS		
cobalt	--	60	U	U	U	U	U	U	U	U	U	U	U	U	NS		
copper	200	10	U	U	4.06 F	U	U	U	U	U	U	2.7 F	U	5.1 F	NS		
iron	300	200	290	U	**970**	U	290	6.8F	280	U	**360**	**440**	270	3,100	NS		
lead	25	25	U	U	U	U	U	U	U	U	U	U	U	U	NS		
magnesium	35,000	1,000	7,370	8,110	8,690	6,000	6,000	7,400	7,200	7,500	7,700	7,800	7,800	12,000	NS		
manganese	300	10	61.7	2.99 F	**345**	U	98	U	140	U	140	150	170	**520**	NS		
molybdenum	--	15	U	4.55 F	U	U	U	U	U	U	U	U	U	U	NS		
nickel	100	20	U	2.48 F	6.29 F	U	2.1 F	1.3 F	2.5 F	U	2.4 F	11 F	U	19 F	NS		
potassium	--	1,000	2,250	3,420	3,650	1,800	1,900	2,300	2,200	1,800	1,800	2,500	1,700	2,600	NS		
selenium	--	30	U	U	U	U	U	U	U	U	U	U	U	U	NS		
silver	50	10	U	U	U	U	U	U	U	U	U	U	U	U	NS		
sodium	20,000	1,000	889 F	1,380	1,520	720 F	750 F	810 F	780 F	1,600	1,600	4,900 B	8,100	5,900	NS		
thallium	0.5	80	U	U	U	U	U	U	U	U	U	U	U	U	NS		
vanadium	--	10	U	U	1.26 F	U	U	U	U	U	U	1.2 F	U	3.4 F	NS		
zinc	2,000	20	12.8 F	56.1 B	76.9 B	U	17 F	36.0	63.0	14 F	26	30 B	29 B	47	NS		
mercury	0.7	1	U	NA	NA	NA	NA	NA	NA	NA	NA	NA	NA	U	NS		
Leachate Indicators (mg/L)																	
alkalinity, Total	--	10	190	NS		NS		NS		NS		NS	NS	NS	NS		
ammonia	2	0.2	0.013 F	NS		NS		NS		NS		NS	NS	NS	NS		
BOD5	--	2.4	U	NS		NS		NS		NS		NS	NS	NS	NS		
bromide	2	0.5	U	NS		NS		NS		NS		NS	NS	NS	NS		
COD	--	5	U	NS		NS		NS		NS		NS	NS	NS	NS		
chloride	250	1	0.19 F	NS		NS		NS		NS		NS	NS	NS	NS		
color	15	5	U	NS		NS		NS		NS		NS	NS	NS	NS		
cyanide, Total	200	0.02	U	NS		NS		NS		NS		NS	NS	NS	NS		
hardness, Total	--	1	176	NS		NS		NS		NS		NS	NS	NS	NS		
nitrate	10	1	0.097 F	NS		NS		NS		NS		NS	NS	NS	NS		
TKN	1	1	0.25	NS		NS		NS		NS		NS	NS	NS	NS		
sulfate	250	1	4.3	NS		NS		NS		NS		NS	NS	NS	NS		
TDS	500	10	190	NS		NS		NS		NS		NS	NS	NS	NS		
TOC	--	1	U	NS		NS		NS		NS		NS	NS	NS	NS		
phenolics, Total	--	0.005	U	NS		NS		NS		NS		NS	NS	NS	NS		

For notes, please refer to the end of the tables section.

Table 4-1

Groundwater and Surface Water Sampling Results (continued)

Location of Well	NYSDEC Class GA Groundwater Standards	Reporting Limit	LF7MW-29											
Date of Collection			2/6/2003	6/17/2003	9/9/2003	12/3/2003	3/25/2004	6/23/2004	9/14/2004	12/8/2004	3/30/2005	6/21/2005	9/6/2005	12/14/2005
Sample ID No.			LF7MW2923AA	LF7MW2920BB	LF7M2923CA	LF7M2923DA	LF7M2923EA	LF7M2923FA	LF7M2923GA	LF7M2923HA	LF7M2923IA	LF7M2923JA	LF7M2923KA	LF7M2923LA
Depth to Water (ft)			17.71	16.17	17.21	16.59	16.57	16.45	17.40	18.17	17.25	17.28	19.21	18.37
VOCs (µg/L)														
1,1,1-trichloroethane	5*	1	U	U	U	U	U	NA	NA	NA	U	NA	NA	NA
1,1-dichloroethene	5*	1	U	U	U	U	U	NA	NA	NA	U	NA	NA	NA
benzene	1	0.1	U	U	U	U	U	NA	NA	NA	U	NA	NA	NA
cis-1,2-dichloroethene	5*	1	U	U	U	U	U	U	U	U	U	U	U	U
methylene chloride	5*	1	U	U	U	U	U	NA	NA	NA	U	NA	NA	NA
trichloroethene (TCE)	5*	1	U	U	U	U	U	U	U	U	U	U	U	U
toluene	5*	1	0.16 F	U	U	U	U	NA	NA	NA	U	NA	NA	NA
trans-1,2-dichloroethene	5*	1	U	U	U	U	U	U	U	U	U	U	U	U
Metals (µg/L) [Dissolved / Total][1]														
aluminum	2,000	200	22.5 F	43.5 F	U	31.8 F	54.4 F	U	U	U	U	U	60.5 F	U
antimony	3	50	U	U	U	U	U	U	U	U	U	U	U	U
arsenic	25	30	U	U	U	U	U	U	U	U	U	U	U	U
barium	1,000	50	4.8 F	5.8 F	4.3 F	5.3 F	5.6 F	5.3 F	4.3 F	3.5 F	3.9 F	3.5 F	3.1 F	35.4 F
berylium	3	4	U	U	U	U	U	U	U	U	U	U	U	U
boron, Total	1,000	110	U	48.9 B	NA	NA	4.9 F	NA	NA	NA	5.7 F	NA	NA	NA
cadmium	5	5	U	U	U	U	U	U	U	U	U	U	0.9 F	U
calcium	--	1,100	4,498.5	3,060	4,000	3,600	3,240	3,290	3,920	4,030	3,620	3,120	4,110	112,000
chromium	50	10	0.9 F	U	U	U	U	U	U	U	U	U	U	8.9 F
cobalt	--	60	U	U	U	U	U	U	U	U	U	U	U	U
copper	200	10	U	U	U	U	U	U	2.4 F	U	U	U	1.9 F	1.6 F
iron	300	200	32.8 F	U	U	U	70.4 F	50.9 F	U	U	24.7 F	U	U	46 F
lead	25	25	U	U	U	U	U	U	U	U	U	U	U	U
magnesium	35,000	1,000	1,224.9	773 F	1,040.0	938 F	842 F	835 F	1,040.0	1,040	954 F	850	1,000	14,000
manganese	300	10	5.9 F	3.3 F	2.9 F	3.4 F	4.7 F	2.5 F	2.2 F	1.2 F	1.3 F	0.90 F	6.6 F	**379**
molybdenum	--	15	U	U	U	U	U	U	U	U	U	U	U	U
nickel	100	20	U	U	U	U	U	U	U	U	U	2.4 F	U	1.8 F
potassium	--	1,000	210.2 F	446 F	612 F	558 F	445 F	447 F	570 F	585 F	476 F	430 F	544 F	1,570
selenium	--	30	U	U	U	U	U	U	U	U	U	U	U	U
silver	50	10	U	U	U	U	U	U	U	U	U	U	U	U
sodium	20,000	1,000	2,229.1	1,490	1,680	1,750	1,530	1,480	1,720	1,800	1,680	1,100	1,750	**59,800**
thallium	0.5	80	U	U	U	U	U	U	U	U	U	U	U	U
vanadium	--	10	U	U	U	U	U	U	U	U	U	U	U	U
zinc	2,000	20	5.7 F	U	U	3.5 F	U	U	U	U	U	U	9.9 F	3.5 F
mercury	0.7	1	U	U	NA	NA	U	NA	NA	NA	U	NA	NA	NA
Leachate Indicators (mg/L)														
alkalinity, Total	--	10	13	U	U	U	6.7 F	313 B	7.2 F	9.2 F	5.2 F	7.7 F	10	10.4
ammonia	2	0.2	U	U	U	U	U	0.023 F	0.011 F	U	U	0.76	0.012 F	U
BOD5	--	2.4	U	U	U	U	U	U	U	U	U	U	U	U
bromide	2	0.5	U	U	U	U	U	U	U	U	U	U	U	U
COD	--	5	5.43	U	U	U	U	U	11.9	U	U	U	U	U
chloride	250	1	1.5687	1.1	1.5	1.7	2.5	1.4	1.5	1.5	1.3	1.2	1.8	80.9
color	15	5	U	0	NA	NA	U	NA	NA	NA	12 J	NA	NA	NA
cyanide, Total	200	0.02	0.00183 F	U	NA	NA	U	NA	NA	NA	U	NA	NA	NA
hardness, Total	--	1	19.61	U	28	68	16	48	30	24	18	36	8	321
nitrate	10	1	0.2163	U	U	U	1.9	0.029 F	U	U	U	U	0.03 F	0.33 F
TKN	1	1	U	0.25 B	U	U	U	0.24 B	0.42	0.25	0.8	0.098 F	U	0.076 F
sulfate	250	1	7.7013	7.2	7.3	7.5	12.7	7.2	7.3	7.2	7.4	7.1	7.2	32
TDS	500	10	10.0 SU	40	21	33	221	17 F	27	46	27	47	30	95
TOC	--	1	0.59 SU	U	U	U	U	U	U	U	U	U	U	U
phenolics, Total	--	0.005	U	U	U	U	U	U	U	0.0062 F	U	0.01	U	U

For notes, please refer to the end of the tables section.

Table 4-1

Groundwater and Surface Water Sampling Results (continued)

Location of Well	NYSDEC Class GA Groundwater Standards	Reporting Limit	LF7MW-29										
Date of Collection			3/10/2006	9/12/2006	3/28/2007	9/24/2007	3/27/2008	9/16/2008	4/17/2009	3/25/2010	6/20/2011		
Sample ID No.			LF7M2923MA	LF7M2923NA	LF7M2923OA	LF7M2923PA	LF7M2923QA	LF7M2923RA	LF7M2923SA	LF7M2923TA	LF7M2923UA		
Depth to Water (ft)			16.52	17.48	15.30	18.50	14.14	18.04	14.96	17.95	14.37		
VOCs (µg/L)													
1,1,1-trichloroethane	5*	1	NA	NS	NS	NS	NS	NS	NS	NS	NA		
1,1-dichloroethene	5*	1	NA	NS	NS	NS	NS	NS	NS	NS	NA		
benzene	1	0.1	NA	NS	NS	NS	NS	NS	NS	NS	NA		
cis-1,2-dichloroethene	5*	1	U	NS	NS	NS	NS	NS	NS	NS	NA		
methylene chloride	5*	1	NA	NS	NS	NS	NS	NS	NS	NS	NA		
trichloroethene (TCE)	5*	1	U	NS	NS	NS	NS	NS	NS	NS	NA		
toluene	5*	1	NA	NS	NS	NS	NS	NS	NS	NS	NA		
trans-1,2-dichloroethene	5*	1	U	NS	NS	NS	NS	NS	NS	NS	NA		
Metals (µg/L) [Dissolved / Total][1]													
aluminum	2,000	200	29.6 F	U	77 F	77 F	180 F	U	180 F	53 F	60 F	260 B	U	190 F	NA		
antimony	3	50	U	U	U	U	U	U	U	U	1.7 F	U	U	U	NA		
arsenic	25	30	U	U	U	U	U	U	U	U	U	U	U	U	NA		
barium	1,000	50	5.8 F	3.28 F	4.1 F	12 F	13 F	5.7F	6.5F	29 F	29 F	11 F	21 F	4.4 F	NA		
berylium	3	4	U	U	U	U	U	U	U	U	U	U	U	U	NA		
boron, Total	1,000	110	3.6 F	NA	NA	NA	NA	NA	NA	NA	NA	NA	NA	NA	NA		
cadmium	5	5	U	U	U	1.0 F	1.5 F	U	U	U	U	U	U	U	NA		
calcium	--	1,100	3,150	3,520 B	3,580 B	2,800	2,900	3,900	4,200	2,300	2,200	4,000 B	2,100	4,100	NA		
chromium	50	10	0.8 F	U	U	3.5 F	6.3 F	U	U	U	3.4 F	U	U	U	NA		
cobalt	--	60	U	U	U	U	U	U	U	U	U	U	U	U	NA		
copper	200	10	U	U	U	U	U	U	U	U	U	U	U	U	NA		
iron	300	200	29.8 F	U	33 F	7.6 F	110 F	39F	130F	U	23 F	160 F	U	76 F	NA		
lead	25	25	U	U	U	U	U	U	U	U	U	U	U	U	NA		
magnesium	35,000	1,000	862 F	924 F	940	730	780 F	1,000	1,100	380 F	390 F	1,100	510 F	1,100	NA		
manganese	300	10	3.2 F	2.89 F	2.18 F	4.4 F	9.2 F	U	4.9F	14	14	6.2 F	7.3 F	3.2 F	NA		
molybdenum	--	15	U	U	U	U	U	U	U	U	U	U	U	U	NA		
nickel	100	20	U	U	U	U	U	U	U	U	2.7 F	U	U	U	NA		
potassium	--	1,000	358	400 F	410 F	U	480 F	580F	590F	320 F	310 F	480 F	240 F	630 F	NA		
selenium	--	30	U	U	U	U	U	U	U	U	U	U	U	U	NA		
silver	50	10	U	U	U	U	U	U	U	U	U	U	U	U	NA		
sodium	20,000	1,000	1,830	1,480 B	1,450	1,400	1,300	1,800	1,800	1,500	1,800	1,700 B	1,200	2,000	NA		
thallium	0.5	80	U	U	U	U	U	U	U	U	U	U	U	U	NA		
vanadium	--	10	U	U	U	U	U	U	U	U	U	U	U	U	NA		
zinc	2,000	20	3.2 F	18.3 F	26.5 B	U	U	30J	23J	15 F	14 F	23	14 F	14 F	NA		
mercury	0.7	1	U	NA	NA	NA	NA	NA	NA	NA	NA	NA	NA	NA	NA		
Leachate Indicators (mg/L)																	
alkalinity, Total	--	10	8.7 F	NS	NS	NS	NS	NS	NS	NS	NS	2.2 F					
ammonia	2	0.2	0.023 F	NS	NS	NS	NS	NS	NS	NS	NS	0.17 F					
BOD5	--	2.4	U	NS	NS	NS	NS	NS	NS	NS	NS	U					
bromide	2	0.5	U	NS	NS	NS	NS	NS	NS	NS	NS	U					
COD	--	5	U	NS	NS	NS	NS	NS	NS	NS	NS	U					
chloride	250	1	1.1	NS	NS	NS	NS	NS	NS	NS	NS	0.70 F					
color	15	5	U	NS	NS	NS	NS	NS	NS	NS	NS	U					
cyanide, Total	200	0.02	U	NS	NS	NS	NS	NS	NS	NS	NS	NA					
hardness, Total	--	1	4.4	NS	NS	NS	NS	NS	NS	NS	NS	7.6					
nitrate	10	1	0.033 F	NS	NS	NS	NS	NS	NS	NS	NS	U					
TKN	1	1	0.22	NS	NS	NS	NS	NS	NS	NS	NS	0.27 F					
sulfate	250	1	6.9	NS	NS	NS	NS	NS	NS	NS	NS	6.6					
TDS	500	10	44	NS	NS	NS	NS	NS	NS	NS	NS	30					
TOC	--	1	U	NS	NS	NS	NS	NS	NS	NS	NS	0.60 F					
phenolics, Total	--	0.005	0.045	NS	NS	NS	NS	NS	NS	NS	NS	NA					

For notes, please refer to the end of the tables section.

Table 4-1

Groundwater and Surface Water Sampling Results (continued)

Location of Well	NYSDEC Class GA Groundwater Standards	Reporting Limit	LF7MW-30											
Date of Collection			2/6/2003	6/17/2003	9/10/2003	12/3/2003	3/24/2004	6/23/2004	9/14/2004	12/9/2004	3/30/2005	6/21/2005	9/7/2005	12/14/2005
Sample ID No.			LF7MW3011AA	LF7MW3011BB	LF7M3007CA	LF7M3011DA	LF7M3008EA	LF7M3008FA	LF7M3004GA	LF7M3004HA	LF7M3004IA	LF7M3004JA	LF7M3004KA	LF7M3004LA
Depth to Water (ft)			2.99	3.49	3.82	3.02	2.90	3.40	3.64	3.11	2.94	3.88	4.32	3.61
VOCs (µg/L)														
1,1,1-trichloroethane	5*	1	0.17 F	U	U	U	U	NA	NA	NA	U	NA	NA	NA
1,1-dichloroethene	5*	1	U	U	U	U	U	NA	NA	NA	U	NA	NA	NA
benzene	1	0.1	U	U	U	U	U	NA	NA	NA	U	NA	NA	NA
cis-1,2-dichloroethene	5*	1	U	U	U	U	U	U	U	U	U	U	U	U
methylene chloride	5*	1	U	U	U	U	U	NA	NA	NA	U	NA	NA	NA
trichloroethene (TCE)	5*	1	U	U	U	U	U	U	U	U	U	U	U	U
toluene	5*	1	0.20 F	U	U	U	U	NA	NA	NA	U	NA	NA	NA
trans-1,2-dichloroethene	5*	1	U	U	U	U	U	U	U	U	U	U	U	U
Metals (µg/L) [Dissolved / Total][1]														
aluminum	2,000	200	55.2 F	108 F	40.2 F	U	32.6 F	U	U	U	U	U	U	167 F
antimony	3	50	U	U	U	U	U	U	U	U	U	U	U	U
arsenic	25	30	U	U	U	U	U	U	U	U	U	U	U	U
barium	1,000	50	23.6 F	29.4 F	31.3 F	22.5 F	30 F	28.8 F	31.2 F	32.1 F	33 F	32.3 F	32.8 F	4.3 F
berylium	3	4	U	U	U	U	0.4 F	U	U	U	U	U	U	U
boron, Total	1,000	110	U	52.2 B	NA	NA	8.9 F	NA	NA	NA	9.2 F	NA	NA	NA
cadmium	5	5	U	U	U	U	U	U	U	U	U	U	U	U
calcium	--	1,100	93,405.9	97,600	96,300	96,800	114,000	113,000	118,000	125,000	134,000	123,000	89,300	4,210
chromium	50	10	4.5 F	**88.1**	7.7 F	5.6 F	**510**	**214**	38.3	2.4 F	**53.8**	5.4 F	1.7 F	2.1 F
cobalt	--	60	U	U	U	U	U	U	U	U	U	U	U	U
copper	200	10	U	3.5 F	U	U	16.4	6.3 F	3.9 F	U	2.8 F	U	U	2.9 F
iron	300	200	275.6	**496**	114 F	41.5 F	**2,630**	**696**	175 F	U	**463**	26.9 F	U	166 F
lead	25	25	U	U	U	U	U	U	U	U	U	U	U	U
magnesium	35,000	1,000	12,774.6	13,600	13,500	13,300	15,600	14,700	15,400	15,700	16,600	15,700	10,300	1,130
manganese	300	10	**355.6**	**314**	198	85.6	196	**350**	**461**	248	268	89.6	**391**	9.4 F
molybdenum	--	15	4.3 F	U	U	U	8.9 F	3.6 F	U	U	0.9 F	U	U	U
nickel	100	20	6.2 F	13.5 F	26.3	16.6 F	54	12.5 F	10.9 F	2.5 F	11.2 F	3.9 F	3 F	U
potassium	--	1,000	735.8 F	1,500	1,710	1,500	1,600	1,430	1,740	1,630	1,460	1,540	1,420	594 F
selenium	--	30	U	U	U	U	U	U	U	U	U	U	U	U
silver	50	10	U	U	U	U	U	U	U	U	U	U	U	U
sodium	20,000	1,000	4,621.1	12,300	14,700	5,110	**34,300**	14,600	**23,700**	**24,300**	**24,400**	**37,100**	**52,800**	1,690
thallium	0.5	80	U	U	U	U	U	U	U	U	U	U	U	U
vanadium	--	10	U	U	U	U	U	U	U	U	U	U	U	U
zinc	2,000	20	7.3 F	U	U	U	3.6 F	U	U	U	2.7 F	U	U	6.7 F
mercury	0.7	1	U	U	NA	NA	U	NA	NA	NA	U	NA	NA	NA
Leachate Indicators (mg/L)														
alkalinity, Total	--	10	226	264	261	240	282	266 B	66.6 F	380	332	381	264	336
ammonia	2	0.2	U	U	0.072	U	U	U	U	U	U	0.12	0.17	U
BOD5	--	2.4	U	U	U	U	U	U	U	U	U	U	U	U
bromide	2	0.5	U	U	U	U	U	U	U	U	U	U	U	U
COD	--	5	U	U	U	U	U	7 F	52	14.8	U	U	U	U
chloride	250	1	41.5736	27.3	33.7	47.2	76.6	31.7	48.8	0.51 F	62.4	52.5	77.4	1.9
color	15	5	U	0	NA	NA	**40**	NA	NA	NA	UJ	NA	NA	NA
cyanide, Total	200	0.02	U	U	NA	NA	U	NA	NA	NA	U	NA	NA	NA
hardness, Total	--	1	286.31	30.4	341	320	400	328	370	484	384	384	285	24.7
nitrate	10	1	1.0192	3.6	U	2.6	2.2	1.8	0.74 F	0.25 F	1.9	0.96 F	0.09 F	U
TKN	1	1	U	0.27 B	0.22	U	0.09 F	0.49 B	0.37	0.17 F	0.34	0.5	0.37	0.097 F
sulfate	250	1	10.4815	15.3	12.8	13.2	21.8	27.7	15.5	5	35.3	29.8	22.6	8.1
TDS	500	10	276	379	353	398	476	395	469	438	451	500	462	**542**
TOC	--	1	1.15	U	U	U	1.2	U	1.1	1.6	1.1	1.6	1.4	0.91 F
phenolics, Total	--	0.005	U	U	U	U	U	U	U	0.0069 F	U	0.0070 F	U	U

For notes, please refer to the end of the tables section.

Table 4-1

Groundwater and Surface Water Sampling Results (continued)

Location of Well	NYSDEC Class GA Groundwater Standards	Reporting Limit	LF7MW-30										
Date of Collection			3/10/2006	9/13/2006	3/29/2007	9/24/2007	3/27/2008	9/16/2008	4/17/2009	3/25/2010	6/20/2011		
Sample ID No.			LF7M3004MA	LF7M3004NA	LF7M3004OA	LF7M3004PA	LF7M3001QA	LF7M3001RA	LF7M3004SA	LF7M3010TA	LF7M3010UA		
Depth to Water (ft)			2.66	3.60	2.28	4.13	2.57	3.79	3.20	3.09	3.40		
VOCs (µg/L)													
1,1,1-trichloroethane	5*	1	NA	NS	NS	NS	NS	NS	NS	NS	NA		
1,1-dichloroethene	5*	1	NA	NS	NS	NS	NS	NS	NS	NS	NA		
benzene	1	0.1	NA	NS	NS	NS	NS	NS	NS	NS	NA		
cis-1,2-dichloroethene	5*	1	U	NS	NS	NS	NS	NS	NS	NS	NA		
methylene chloride	5*	1	NA	NS	NS	NS	NS	NS	NS	NS	NA		
trichloroethene (TCE)	5*	1	U	NS	NS	NS	NS	NS	NS	NS	NA		
toluene	5*	1	NA	NS	NS	NS	NS	NS	NS	NS	NA		
trans-1,2-dichloroethene	5*	1	U	NS	NS	NS	NS	NS	NS	NS	NA		
Metals (µg/L) [Dissolved / Total][1]													
aluminum	2,000	200	U	U	U	48 F	66 F	U	U	U	U	U	U	150 F	NA		
antimony	3	50	U	U	U	U	U	U	U	U	U	U	U	U	NA		
arsenic	25	30	U	U	U	U	U	U	U	U	U	U	U	U	NA		
barium	1,000	50	37.9 F	41.1 F	40.1 F	33 F	32 F	57	58	31 F	32 F	59	37 F	43 F	NA		
berylium	3	4	U	U	U	U	U	U	U	U	U	U	U	U	NA		
boron, Total	1,000	110	8.3 F	NA	NA	NA	NA	NA	NA	NA	NA	NA	NA	NA	NA		
cadmium	5	5	U	U	U	U	U	U	U	U	U	U	U	U	NA		
calcium	--	1,100	143,000	157,000	161,000	140,000	140,000	190,000	200,000	130,000	130,000	210,000	130,000	140,000	NA		
chromium	50	10	8.7 F	2.7 F	4.76 F	4.8 F	14	3F	7.8F	2.3 F	8.5 F	4.7 F	18	43	NA		
cobalt	--	60	U	U	U	U	U	U	U	U	U	U	U	U	NA		
copper	200	10	U	U	U	U	U	U	U	U	U	U	U	U	NA		
iron	300	200	70.4 F	U	13.1 F	6.7 F	49 F	U	29F	U	67 F	47 F	140 F	**390**	NA		
lead	25	25	U	U	U	U	U	U	U	U	U	U	U	U	NA		
magnesium	35,000	1,000	19,600	20,600	21,000	18,000	18,000	23,000	24,000	19,000	19,000	28,000	19,000	23,000	NA		
manganese	300	10	**302**	116	129	38	180	190	**480**	57	**340**	**500**	**580**	**2,300**	NA		
molybdenum	--	15	U	U	U	U	U	U	U	U	U	U	U	U	NA		
nickel	100	20	1.9 F	U	U	U	1.7 F	2F	2.7F	U	1.2 F	1.7 F	2.9 F	6.0 F	NA		
potassium	--	1,000	1,360	1,550	1,570	1,400	1,500	1,700	1,800	1,400	1,400	1,900	1,400	1,700	NA		
selenium	--	30	U	U	U	U	U	U	U	U	U	U	U	U	NA		
silver	50	10	U	U	U	U	U	U	U	U	U	U	U	U	NA		
sodium	20,000	1,000	**31,300**	18,200	18,900	18,000	18,000	12,000	12,000	18,000	18,000	13,000	**24,000**	6,000	NA		
thallium	0.5	80	U	U	U	U	U	U	U	U	U	U	U	U	NA		
vanadium	--	10	U	U	U	U	U	U	U	U	U	U	U	U	NA		
zinc	2,000	20	5.8 F	17 F	24.7 B	U	U	49J	22J	10 F	10 F	11 F	11 F	6.9 F	NA		
mercury	0.7	1	U	NA	NA	NA	NA	NA	NA	NA	NA	NA	NA	NA	NA		
Leachate Indicators (mg/L)													
alkalinity, Total	--	10	358	NS	NS	NS	NS	NS	NS	NS	320		
ammonia	2	0.2	U	NS	NS	NS	NS	NS	NS	NS	0.27		
BOD5	--	2.4	U	NS	NS	NS	NS	NS	NS	NS	U		
bromide	2	0.5	U	NS	NS	NS	NS	NS	NS	NS	U		
COD	--	5	U	NS	NS	NS	NS	NS	NS	NS	U		
chloride	250	1	51.4	NS	NS	NS	NS	NS	NS	NS	5.4		
color	15	5	U	NS	NS	NS	NS	NS	NS	NS	U		
cyanide, Total	200	0.02	U	NS	NS	NS	NS	NS	NS	NS	NA		
hardness, Total	--	1	381	NS	NS	NS	NS	NS	NS	NS	380		
nitrate	10	1	1.4	NS	NS	NS	NS	NS	NS	NS	1.4		
TKN	1	1	0.4	NS	NS	NS	NS	NS	NS	NS	0.33 F		
sulfate	250	1	44.2	NS	NS	NS	NS	NS	NS	NS	63		
TDS	500	10	482	NS	NS	NS	NS	NS	NS	NS	440		
TOC	--	1	0.78 F	NS	NS	NS	NS	NS	NS	NS	1.5		
phenolics, Total	--	0.005	U	NS	NS	NS	NS	NS	NS	NS	NA		

For notes, please refer to the end of the tables section.

Table 4-1

Groundwater and Surface Water Sampling Results (continued)

Location of Well	NYSDEC Class GA Groundwater Standards	Reporting Limit	LF7MW-100											
Date of Collection			2/7/2003	6/18/2003	9/10/2003	12/4/2003	3/25/2004	6/24/2004	9/15/2004	12/9/2004	3/30/2005	6/22/2005	9/7/2005	12/15/2005
Sample ID No.			LF7MW10046AA	LF7MW1004SBB	NS	LF7M10045DA	LF7M10045EA	LF7M10045FA	LF7M10045GA	LF7M10045HA	LF7M10045IA	NS	LF7M10044KA	LF7M10045LA
Depth to Water (ft)			45.40	45.18	NS	44.85	44.75	44.85	44.93	45.00	44.95	44.93	44.85	44.85
VOCs (µg/L)														
1,1,1-trichloroethane	5*	1	U	U	NS	U	U	NA	NA	NA	U	NS	NA	NA
1,1-dichloroethene	5*	1	U	U	NS	U	U	NA	NA	NA	U	NS	NA	NA
benzene	1	0.1	0.56	U	NS	U	U	NA	NA	NA	U	NS	NA	NA
cis-1,2-dichloroethene	5*	1	U	U	NS	U	U	U	U	U	U	NS	U	U
methylene chloride	5*	1	U	U	NS	U	U	NA	NA	NA	U	NS	NA	NA
trichloroethene (TCE)	5*	1	U	U	NS	U	U	U	U	U	U	NS	U	U
toluene	5*	1	U	2.9	NS	U	U	NA	NA	NA	U	NS	NA	NA
trans-1,2-dichloroethene	5*	1	U	U	NS	U	U	U	U	U	U	NS	U	U
Metals (µg/L) [Dissolved / Total][1]														
aluminum	2,000	200	NA	NA	NS	NA	NA	NS	NA	NA	NA	NS	NS	NS
antimony	3	50	NA	NA	NS	NA	NA	NS	NA	NA	NA	NS	NS	NS
arsenic	25	30	NA	NA	NS	NA	NA	NS	NA	NA	NA	NS	NS	NS
barium	1,000	50	NA	NA	NS	NA	NA	NS	NA	NA	NA	NS	NS	NS
berylium	3	4	NA	NA	NS	NA	NA	NS	NA	NA	NA	NS	NS	NS
boron, Total	1,000	110	NA	NA	NS	NA	NA	NS	NA	NA	NA	NS	NS	NS
cadmium	5	5	NA	NA	NS	NA	NA	NS	NA	NA	NA	NS	NS	NS
calcium	--	1,100	NA	NA	NS	NA	NA	NS	NA	NA	NA	NS	NS	NS
chromium	50	10	NA	NA	NS	NA	NA	NS	NA	NA	NA	NS	NS	NS
cobalt	--	60	NA	NA	NS	NA	NA	NS	NA	NA	NA	NS	NS	NS
copper	200	10	NA	NA	NS	NA	NA	NS	NA	NA	NA	NS	NS	NS
iron	300	200	NA	NA	NS	NA	NA	NS	NA	NA	NA	NS	NS	NS
lead	25	25	NA	NA	NS	NA	NA	NS	NA	NA	NA	NS	NS	NS
magnesium	35,000	1,000	NA	NA	NS	NA	NA	NS	NA	NA	NA	NS	NS	NS
manganese	300	10	NA	NA	NS	NA	NA	NS	NA	NA	NA	NS	NS	NS
molybdenum	--	15	NA	NA	NS	NA	NA	NS	NA	NA	NA	NS	NS	NS
nickel	100	20	NA	NA	NS	NA	NA	NS	NA	NA	NA	NS	NS	NS
potassium	--	1,000	NA	NA	NS	NA	NA	NS	NA	NA	NA	NS	NS	NS
selenium	--	30	NA	NA	NS	NA	NA	NS	NA	NA	NA	NS	NS	NS
silver	50	10	NA	NA	NS	NA	NA	NS	NA	NA	NA	NS	NS	NS
sodium	20,000	1,000	NA	NA	NS	NA	NA	NS	NA	NA	NA	NS	NS	NS
thallium	0.5	80	NA	NA	NS	NA	NA	NS	NA	NA	NA	NS	NS	NS
vanadium	--	10	NA	NA	NS	NA	NA	NS	NA	NA	NA	NS	NS	NS
zinc	2,000	20	NA	NA	NS	NA	NA	NS	NA	NA	NA	NS	NS	NS
mercury	0.7	1	NA	NA	NS	NA	NA	NS	NA	NA	NA	NS	NS	NS
Leachate Indicators (mg/L)														
alkalinity, Total	--	10	NA	NA	NS	NA	NA	NS	NA	NA	NA	NS	NS	NS
ammonia	2	0.2	NA	NA	NS	NA	NA	NS	NA	NA	NA	NS	NS	NS
BOD5	--	2.4	NA	NA	NS	NA	NA	NS	NA	NA	NA	NS	NS	NS
bromide	2	0.5	NA	NA	NS	NA	NA	NS	NA	NA	NA	NS	NS	NS
COD	--	5	NA	NA	NS	NA	NA	NS	NA	NA	NA	NS	NS	NS
chloride	250	1	NA	NA	NS	NA	NA	NS	NA	NA	NA	NS	NS	NS
color	15	5	NA	NA	NS	NA	NA	NS	NA	NA	NA	NS	NS	NS
cyanide, Total	200	0.02	NA	NA	NS	NA	NA	NS	NA	NA	NA	NS	NS	NS
hardness, Total	--	1	NA	NA	NS	NA	NA	NS	NA	NA	NA	NS	NS	NS
nitrate	10	1	NA	NA	NS	NA	NA	NS	NA	NA	NA	NS	NS	NS
TKN	1	1	NA	NA	NS	NA	NA	NS	NA	NA	NA	NS	NS	NS
sulfate	250	1	NA	NA	NS	NA	NA	NS	NA	NA	NA	NS	NS	NS
TDS	500	10	NA	NA	NS	NA	NA	NS	NA	NA	NA	NS	NS	NS
TOC	--	1	NA	NA	NS	NA	NA	NS	NA	NA	NA	NS	NS	NS
phenolics, Total	--	0.005	NA	NA	NS	NA	NA	NS	NA	NA	NA	NS	NS	NS

For notes, please refer to the end of the tables section.

Table 4-1

Groundwater and Surface Water Sampling Results (continued)

Location of Well	NYSDEC Class GA Groundwater Standards	Reporting Limit	LF7MW-100										
Date of Collection			3/10/2006	9/13/2006	3/29/2007	9/24/2007	3/27/2008	9/16/2008	4/17/2009	3/25/2010	6/21/2011		
Sample ID No.			LF7M10045MA	LF7M10045NA	LF7M10045OA	LF7M10044PA	LF7M10045QA	LF7M10045RA	LF7M10045SA	LF7M10044TA	LF7M10044UA		
Depth to Water (ft)			44.70	44.59	44.59	44.65	44.68	44.81	44.53	45.45	44.28		
VOCs (µg/L)													
1,1,1-trichloroethane	5*	1	NA	NS	NS	NS	NS	NS	NS	NS	NA		
1,1-dichloroethene	5*	1	NA	NS	NS	NS	NS	NS	NS	NS	NA		
benzene	1	0.1	NA	NS	NS	NS	NS	NS	NS	NS	NA		
cis-1,2-dichloroethene	5*	1	U	NS	NS	NS	NS	NS	NS	NS	NA		
methylene chloride	5*	1	NA	NS	NS	NS	NS	NS	NS	NS	NA		
trichloroethene (TCE)	5*	1	U	NS	NS	NS	NS	NS	NS	NS	NA		
toluene	5*	1	NA	NS	NS	NS	NS	NS	NS	NS	NA		
trans-1,2-dichloroethene	5*	1	U	NS	NS	NS	NS	NS	NS	NS	NA		
Metals (µg/L) [Dissolved / Total][1]													
aluminum	2,000	200	NS	NS	**4,620**	63 F	**3,400**	U	**3,500**	NS	**4,100**	**8,400**	**8,800**	**5,500**	NA		
antimony	3	50	NS	NS	U	U	U	U	U	NS	U	**11 F**	U	U	NA		
arsenic	25	30	NS	NS	U	U	U	U	U	NS	U	U	4.7 F	10 F	NA		
barium	1,000	50	NS	NS	51.9	36 F	53	35F	44F	NS	48 F	97	67	69	NA		
berylium	3	4	NS	NS	U	U	U	U	U	NS	U	U	U	U	NA		
boron, Total	1,000	110	NS	NS	NA	NA	NA	NA	NA	NS	NA	NA	NA	NA	NA		
cadmium	5	5	NS	NS	2.29 F	10 F	2.3 F	U	U	NS	2.8 F	0.67 F	4.8 F	U	NA		
calcium	--	1,100	NS	NS	57,000	55,000	55,000	47,000	48,000	NS	42,000	48,000	43,000	47,000	NA		
chromium	50	10	NS	NS	26.1	2.0 F	28	U	18	NS	**11,000**	**4,300**	**20,000**	**21,000**	NA		
cobalt	--	60	NS	NS	U	U	U	U	U	NS	46 F	U	72	34 F	NA		
copper	200	10	NS	NS	50.3	7.6 F	44	6.7F	31	NS	130	98	**200**	180	NA		
iron	300	200	NS	NS	**1,600**	U	**1,400**	U	**920**	NS	**25,000**	**11,000**	**18,000**	**21,000**	NA		
lead	25	25	NS	NS	U	U	U	U	U	NS	9.3 F	7.0 F	12 F	4.2 F	NA		
magnesium	35,000	1,000	NS	NS	13,900	13,000	14,000	12,000	12,000	NS	11,000	12,000	11,000	11,000	NA		
manganese	300	10	NS	NS	300	210	250	150	180	NS	**670**	240	**1,400**	**680**	NA		
molybdenum	--	15	NS	NS	16	17	17	16	17	NS	260	150	350	370	NA		
nickel	100	20	NS	NS	44.3	15 F	38	13F	31	NS	**4,900**	**860**	**5,900**	**4,100**	NA		
potassium	--	1,000	NS	NS	20,800	21,000	21,000	19,000	19,000	NS	19,000	18,000	19,000	20,000	NA		
selenium	--	30	NS	NS	4.39 F	4.2 F	5.0 F	U	3.2	NS	5.5 F	9.4 F	5.8 F	U	NA		
silver	50	10	NS	NS	U	U	U	U	U	NS	U	U	U	U	NA		
sodium	20,000	1,000	NS	NS	**1,020,000**	**1,100,000**	**1,100,000**	**990,000**	**990,000**	NS	**990,000**	**950,000**	**1,000,000**	**910,000**	NA		
thallium	0.5	80	NS	NS	U	U	1.7 F	U	U	NS	U	U	U	U	NA		
vanadium	--	10	NS	NS	2.42 F	U	U	U	1.5F	NS	43.0	22.0	61	76	NA		
zinc	2,000	20	NS	NS	401	26	61	30	110	NS	110	69	90 B	46	NA		
mercury	0.7	1	NS	NS	NA	NA	NA	NA	NA	NS	NA	NA	NA	NS	NA		
Leachate Indicators (mg/L)													
alkalinity, Total	--	10	NS	NS	NS	NS	NS	NS	NS	NS	530		
ammonia	2	0.2	NS	NS	NS	NS	NS	NS	NS	NS	0.56		
BOD5	--	2.4	NS	NS	NS	NS	NS	NS	NS	NS	U		
bromide	2	0.5	NS	NS	NS	NS	NS	NS	NS	NS	**2.5 F**		
COD	--	5	NS	NS	NS	NS	NS	NS	NS	NS	84		
chloride	250	1	NS	NS	NS	NS	NS	NS	NS	NS	200		
color	15	5	NS	NS	NS	NS	NS	NS	NS	NS	**25**		
cyanide, Total	200	0.02	NS	NS	NS	NS	NS	NS	NS	NS	NA		
hardness, Total	--	1	NS	NS	NS	NS	NS	NS	NS	NS	180		
nitrate	10	1	NS	NS	NS	NS	NS	NS	NS	NS	0.78 F		
TKN	1	1	NS	NS	NS	NS	NS	NS	NS	NS	0.18 F		
sulfate	250	1	NS	NS	NS	NS	NS	NS	NS	NS	**500**		
TDS	500	10	NS	NS	NS	NS	NS	NS	NS	NS	**3000**		
TOC	--	1	NS	NS	NS	NS	NS	NS	NS	NS	33		
phenolics, Total	--	0.005	NS	NS	NS	NS	NS	NS	NS	NS	NA		

For notes, please refer to the end of the tables section.

Table 4-1

Groundwater and Surface Water Sampling Results

Location of Well	NYSDEC Class A Surface Water Standards	Reporting Limit	LF7WL-3												
Date of Collection			2/7/2003	6/17/2003	9/10/2003	12/3/2003	3/24/2004	6/23/2004	9/14/2004	12/8/2004	3/30/2005	6/21/2005	9/7/2005	12/15/2005	3/10/2006
Sample ID No.			NS	LF7WL0300BB	LF7WL0301CA	NS	LF7WL0301EA	LF7WL0301FA	LF7WL0301GA	LF7WL0301HA	LF7WL0301IA	LF7WL0301JA	NS	LF7WL0301LA	LF7WL0301MA
Depth to Water (ft)			surface	surface	surface	NS	surface	surface	surface	surface	surface	surface	NS	surface	surface
VOCs in (µg/L)															
cis-1,2-dichloroethene	5	1	NS	U	U	NS	U	U	U	U	U	U	NS	U	U
trichloroethylene	5	1	NS	U	U	NS	U	U	U	U	U	U	NS	0.61 F	U
trans-1,2-dichloroethene	5	1	NS	U	U	NS	U	U	U	U	U	U	NS	U	U
vinyl chloride	0.3	1	NS	U	U	NS	U	U	U	U	U	U	NS	U	U
Metals (µg/L) [Dissolved / Total][1]															
aluminum	100	200	NS	34.4 F	**349**	NS	U	U	**222**	U	U	**1,860**	NS	**236**	74.1 F
antimony	3	50	NS	U	U	NS	U	U	U	U	U	U	NS	U	U
arsenic	50	30	NS	U	**52.9**	NS	U	U	5.9 F	4.2 F	U	5 F	NS	5.5 F	U
barium	1,000	50	NS	188	234	NS	17.4 F	106	95.1	U	50.1	146	NS	59	30.2 F
berylium	3	4	NS	U	0.3 F	NS	U	U	U	U	U	U	NS	U	U
boron, Total	1,000	110	NS	124 B	NA	NS	15.9	NA	NA	NA	21.8	NA	NS	NA	17.6
cadmium	5	5	NS	U	U	NS	U	U	U	U	U	0.4 F	NS	U	U
calcium	--	1,100	NS	96,900	77,800	NS	43,700	63,600	74,400	43,400	24,800	38,500	NS	111,000	20,600
chromium	50	10	NS	U	U	NS	U	U	U	U	U	2 F	NS	1 F	1.1 F
cobalt	5	60	NS	U	3.7 F	NS	U	U	1.8 F	U	U	3.3 F	NS	U	U
copper	200	10	NS	U	8.2 F	NS	U	U	4.2 F	U	U	6.6 F	NS	3.9 F	U
iron	300	200	NS	**4,680**	**99,100**	NS	58.9 F	**1,990**	**32,700**	**2,600**	**362**	**12,400**	NS	**8,200**	170 F
lead	50	25	NS	5.0 F	9.4 F	NS	U	U	U	U	U	4.4 F	NS	U	U
magnesium	35,000	1,000	NS	14,600	14,100	NS	6,280	5,680	9,110	5,850	2,450	5,810	NS	17,800	2,920
manganese	300	10	NS	**7,050**	**7,780**	NS	32.6	214	**1,690**	**448**	**400**	**3,540**	NS	**436**	73.7
nickel	100	20	NS	U	4.4 F	NS	U	U	1.8 F	U	U	6.4 F	NS	U	U
potassium	--	1,000	NS	125 F	243 F	NS	1,250	499 F	136 F	1,660	1,350	433 F	NS	2,190	1,400
selenium	10	30	NS	U	8.5 F	NS	U	U	U	U	U	U	NS	U	U
sodium	--	1,000	NS	2,660	4,580	NS	1,210	U	583 F	377 F	553 F	1,210	NS	9,540	1,690
thallium	0.5	80	NS	**5.8 F**	**14.9 F**	NS	U	U	U	U	U	U	NS	U	U
vanadium	--	10	NS	U	7.6 F	NS	U	U	1.8 F	U	U	4.4 F	NS	1 F	U
zinc	2,000	20	NS	U	46.8	NS	2.8 F	11.5 F	12.5 F	U	U	40.1	NS	14.3 F	5.2 F
mercury	0.7	1	NS	U	NA	NS	U	NA	NA	NA	U	NA	NS	NA	U
Leachate Indicators (mg/L)															
alkalinity, Total	--	10	NS	304	210	NS	132	142 B	35	133	78.5	179	NS	321	61.5
ammonia	2	0.2	NS	U	U	NS	U	0.02 F	0.025 F	U	U	U	NS	U	U
BOD5	--	2.4	NS	U	8.7	NS	U	3	U	2.2	U	4.2	NS	4	U
bromide	2	0.5	NS	U	U	NS	U	U	U	U	U	U	NS	U	U
COD	--	5	NS	27.4	276	NS	U	34.9	32.5	15.8	U	44.7	NS	21.4	U
chloride	250	1	NS	U	9.4	NS	2	0.65 F	0.44 F	0.94 F	0.9 F	0.35 F	NS	27.5	2.1
color	15	5	NS	**70**	NA	NS	7.5	NA	NA	NA	**25 J**	NA	NS	NA	13
cyanide, Total	200	0.02	NS	U	NA	NS	U	NA	NA	NA	U	NA	NS	NA	U
hardness, Total	--	1	NS	209	268	NS	330	190	250	136	78	236	NS	430	53.3
nitrate	10	1	NS	U	U	NS	0.16 F	U	U	U	U	U	NS	0.11 F	0.087 F
nitrite-N	1	1	NS	U	NA	NS	NA	NA	NA	NA	NA	NA	NS	NA	NA
TKN	1	1	NS	0.87 B	**7.1**	NS	U	0.75 B	1	0.67	0.42	0.89	NS	1 B	U
sulfate	250	1	NS	1	1.6	NS	4.7	U	U	5.7	0.86 F	32.5	NS	6.8	3.8
TDS	500	10	NS	330	257	NS	154	199	240	146	81	241	NS	382	76
TOC	--	1	NS	9.3	5.3	NS	1.8	8.4	6.2	2.2	2.2	9.0	NS	3.9	2.4 B
phenolics, Total	--	0.005	NS	U	U	NS	U	U	U	U	U	0.0090 F	NS	0.004 F	U

For notes, please refer to the end of the tables section.

Table 4-1

Groundwater and Surface Water Sampling Results

Location of Well	NYSDEC Class A Surface Water Standards	Reporting Limit	LF7WL-3															
Date of Collection			9/12/2006		3/29/2007		9/24/2007	3/27/2008		9/16/2008		4/21/2009	4/1/2010	6/20/2011				
Sample ID No.			LF7WL0301NA		LF7WL0301OA		LF7WL0301PA	LF7WL0301QA		LF7WL0301RA		LF7WL0301SA	LF7WL0301TA	LF7WL0301UA				
Depth to Water (ft)			surface		surface		surface	surface		surface		surface	surface	surface				
VOCs in (µg/L)																		
cis-1,2-dichloroethene	5	1	NS		NS		NS	NS		NS		NS	NS	NS				
trichloroethylene	5	1	NS		NS		NS	NS		NS		NS	NS	NS				
trans-1,2-dichloroethene	5	1	NS		NS		NS	NS		NS		NS	NS	NS				
vinyl chloride	0.3	1	NS		NS		NS	NS		NS		NS	NS	NS				
Metals (µg/L) [Dissolved / Total][1]																		
aluminum	100	200	U	**18,200**	56 F	**180 F**	NS	U	**110 F**	U	64 F	U	U	NS				
antimony	3	50	U	U	U	U	NS	U	1.9 F	U	U	U	U	NS				
arsenic	50	30	U	**755**	U	U	NS	U	U	U	U	U	U	NS				
barium	1,000	50	108	**11,900**	21 F	50	NS	19 F	29 F	51	55	33 F	18 F	NS				
berylium	3	4	U	U	U	U	NS	U	U	U	U	U	U	NS				
boron, Total	1,000	110	NA	NA	NA	NA	NS	NA	NA	NA	NA	NA	NA	NS				
cadmium	5	5	U	**26.3 F**	U	0.55 F	NS	U	U	U	U	U	U	NS				
calcium	--	1,100	88,600	418,000	48,000	48,000	NS	66,000	67,000	71,000	79,000	7,400	62,000	NS				
chromium	50	10	U	U	2.1 F	3.5 F	NS	U	U	U	U	U	U	NS				
cobalt	5	60	U	**388 F**	U	U	NS	U	U	U	U	U	U	NS				
copper	200	10	U	145	U	2.3 F	NS	U	2.4 F	U	U	U	U	NS				
iron	300	200	250	**4,050,000**	5.4 F	**520**	NS	U	**550**	69 F	**440**	**1,200**	82 F	NS				
lead	50	25	U	**147 F**	U	U	NS	U	U	U	U	U	U	NS				
magnesium	35,000	1,000	12,300	33,500	5,900	5,900	NS	8,400	8,600	8,800	9,900	10,000	8,000	NS				
manganese	300	10	**2,880**	**218,000**	3.0 F	**960**	NS	U	250	**570**	**650**	**310**	10	NS				
nickel	100	20	U	88.9 F	U	U	NS	U	U	U	U	U	U	NS				
potassium	--	1,000	2,480	5,680 F	1,300	1,400	NS	970 F	1,000	2,000	2,000	1,400	1,600	NS				
selenium	10	30	U	U	U	U	NS	U	U	U	U	U	U	NS				
sodium	--	1,000	4,070 B	5,070 F	4,600	4,600	NS	3,000	3,100	7,200 B	7,800 B	6,000	4,000	NS				
thallium	0.5	80	U	U	U	U	NS	U	U	U	U	U	U	NS				
vanadium	--	10	U	167	U	U	NS	U	U	U	U	U	U	NS				
zinc	2,000	20	18.8 F	1,100	U	9.3 F	NS	10 F	23	14 F	18 F	18 F	6.2 F	NS				
mercury	0.7	1	NA	NA	NA	NA	NS	NA	NA	NA	NA	NA	NA	NS				
Leachate Indicators (mg/L)																		
alkalinity, Total	--	10	NS		NS		NS	NS		NS		NS	NS	NS				
ammonia	2	0.2	NS		NS		NS	NS		NS		NS	NS	NS				
BOD5	--	2.4	NS		NS		NS	NS		NS		NS	NS	NS				
bromide	2	0.5	NS		NS		NS	NS		NS		NS	NS	NS				
COD	--	5	NS		NS		NS	NS		NS		NS	NS	NS				
chloride	250	1	NS		NS		NS	NS		NS		NS	NS	NS				
color	15	5	NS		NS		NS	NS		NS		NS	NS	NS				
cyanide, Total	200	0.02	NS		NS		NS	NS		NS		NS	NS	NS				
hardness, Total	--	1	NS		NS		NS	NS		NS		NS	NS	NS				
nitrate	10	1	NS		NS		NS	NS		NS		NS	NS	NS				
nitrite-N	1	1	NS		NS		NS	NS		NS		NS	NS	NS				
TKN	1	1	NS		NS		NS	NS		NS		NS	NS	NS				
sulfate	250	1	NS		NS		NS	NS		NS		NS	NS	NS				
TDS	500	10	NS		NS		NS	NS		NS		NS	NS	NS				
TOC	--	1	NS		NS		NS	NS		NS		NS	NS	NS				
phenolics, Total	--	0.005	NS		NS		NS	NS		NS		NS	NS	NS				

For notes, please refer to the end of the tables section.

Table 4-1

Groundwater and Surface Water Sampling Results

Location of Well	NYSDEC Class A Surface Water Standards	Reporting Limit	LF7WL-4												
Date of Collection			**2/7/2003**	**6/17/2003**	**9/10/2003**	**12/3/2003**	**3/24/2004**	**6/23/2004**	**9/14/2004**	**12/8/2004**	**3/30/2005**	**6/21/2005**	**9/7/2005**	**12/15/2005**	**3/10/2006**
Sample ID No.			**NS**	**LFWL0400BB**	**LF7WL0401CA**	**NS**	**LF7WL0401EA**	**LF7WL0401FA**	**LF7WL0401GA**	**LF7WL0401HA**	**LF7WL0401IA**	**LF7WL0401JA**	**NS**	**NS**	**LF7WL0401MA**
Depth to Water (ft)			**surface**	**surface**	**surface**	**NS**	**surface**	**surface**	**surface**	**surface**	**surface**	**surface**	**NS**	**NS**	**surface**
VOCs in (µg/L)															
cis-1,2-dichloroethene	5	1	NS	U	U	NS	U	U	U	U	U	U	NS	NS	U
trichloroethylene	5	1	NS	0.24 F	U	NS	U	U	U	U	U	U	NS	NS	U
trans-1,2-dichloroethene	5	1	NS	U	U	NS	U	U	U	U	U	U	NS	NS	U
vinyl chloride	0.3	1	NS	U	U	NS	U	U	U	U	U	U	NS	NS	U
Metals (µg/L) [Dissolved / Total][1]															
aluminum	100	200	NS	83.4 F	**3,490**	NS	U	43.5 F	U	**113 F**	**402**	**1,600**	NS	NS	**155 F**
antimony	3	50	NS	U	**29.6 F**	NS	U	U	U	U	U	U	NS	NS	U
arsenic	50	30	NS	U	**491**	NS	U	U	U	4.1 F	U	5.5 F	NS	NS	U
barium	1,000	50	NS	44.7 F	**2,110**	NS	17.9 F	123	90.1	398	159	88.3	NS	NS	25.9 F
berylium	3	4	NS	U	1.2 F	NS	U	U	U	U	U	U	NS	NS	U
boron, Total	1,000	110	NS	151 B	NA	NS	28.8	NA	NA	NA	U	NA	NS	NS	19.1
cadmium	5	5	NS	U	U	NS	U	U	U	U	U	U	NS	NS	U
calcium	--	1,100	NS	164,000	415,000	NS	57,300	66,300	70,000	57,400	166,000	167,000	NS	NS	22,100
chromium	50	10	NS	U	6.6 F	NS	U	U	U	U	U	2.5 F	NS	NS	1.4 F
cobalt	5	60	NS	U	**16.6 F**	NS	U	U	U	4.5 F	1.5 F	3.4 F	NS	NS	U
copper	200	10	NS	U	50.7	NS	U	3.3 F	2.7 F	2.7 F	15.2	10.4	NS	NS	2.3 F
iron	300	200	NS	**1,690**	**1,240,000**	NS	104 F	122 F	66.2 F	**20,300**	**22,400**	**29,200**	NS	NS	260
lead	50	25	NS	U	**84**	NS	U	U	U	U	8.2 F	7.8 F	NS	NS	U
magnesium	35,000	1,000	NS	14,300	20,100	NS	7,080	8,930	11,000	6,320	8,530	8,680	NS	NS	2,650
manganese	300	10	NS	**602**	**27,300**	NS	20.5	40.5	44.5	**9,530**	**4,850**	**3,540**	NS	NS	9.5 F
nickel	100	20	NS	U	28	NS	U	U	U	U	3.8 F	8.3 F	NS	NS	U
potassium	--	1,000	NS	8,130	7,090	NS	2,730	1,760	2,700	3,330	2,360	4,580	NS	NS	1,590
selenium	10	30	NS	U	**55.1**	NS	U	U	U	5.1 F	U	U	NS	NS	U
sodium	--	1,000	NS	3,790	4,930	NS	1,720	1,800	3,220	1,030	1,720	1,650	NS	NS	1,580
thallium	0.5	80	NS	U	**138**	NS	U	U	U	U	U	U	NS	NS	U
vanadium	--	10	NS	U	63	NS	U	U	U	U	4 F	4.8 F	NS	NS	U
zinc	2,000	20	NS	U	339	NS	3.5 F	8.1 F	U	23	60.9	27.4	NS	NS	5.7 F
mercury	0.7	1	NS	U	NA	NS	U	NA	NA	NA	U	NA	NS	NS	U
Leachate Indicators (mg/L)															
alkalinity, Total	--	10	NS	370	309	NS	153	155 B	53.4	234	208	390	NS	NS	63.2
ammonia	2	0.2	NS	U	**70.4**	NS	U	0.011 F	0.012 F	0.044 F	0.075	0.070	NS	NS	0.059
BOD5	--	2.4	NS	2.1	41.3	NS	U	U	U	3.8	6.9	8.4	NS	NS	U
bromide	2	0.5	NS	U	U	NS	U	U	U	U	U	U	NS	NS	U
COD	--	5	NS	24.9	U	NS	18	22	16.5	28	21.5	26.2	NS	NS	U
chloride	250	1	NS	3.6	4.9	NS	2	U	2.2	1.8	1	2.9	NS	NS	1.2
color	15	5	NS	**40**	NA	NS	7.5	NA	NA	NA	15 J	NA	NS	NS	15
cyanide, Total	200	0.02	NS	U	NA	NS	U	NA	NA	NA	U	NA	NS	NS	U
hardness, Total	--	1	NS	422	1,460	NS	310	192	230	216	425	670	NS	NS	53.5
nitrate	10	1	NS	U	U	NS	0.1 F	U	U	U	0.06 F	U	NS	NS	0.16 F
nitrite-N	1	1	NS	U	NA	NS	NA	NA	NA	NA	NA	NA	NS	NS	NA
TKN	1	1	NS	0.84 B	**30.2**	NS	0.15 F	0.71 B	0.54	**1.4**	0.79	**2.5**	NS	NS	0.3
sulfate	250	1	NS	34.5	U	NS	22.3	16.4	0.81 F	25.7	16.3	18.6	NS	NS	7
TDS	500	10	NS	480	334	NS	189	216	258	283	179	422	NS	NS	72
TOC	--	1	NS	4.2	4	NS	2.4	6.3	4.6	5.3	2.1	5	NS	NS	2.1 B
phenolics, Total	--	0.005	NS	U	0.064	NS	U	U	U	0.0087 F	U	0.0050 F	NS	NS	U

For notes, please refer to the end of the tables section.

Table 4-1

Groundwater and Surface Water Sampling Results

Location of Well	NYSDEC Class A Surface Water Standards	Reporting Limit	LF7WL-4															
Date of Collection			9/12/2006		3/29/2007		9/24/2007	3/27/2008		9/16/2008		4/21/2009	4/1/2010	6/20/2011				
Sample ID No.			LF7WL0401MA		LF7WL0401OA		LF7WL0401PA	LF7WL0401QA		LF7WL0401RA		LF7WL0401SA	LF7WL0401TA	LF7WL0401UA				
Depth to Water (ft)			surface		surface		surface	surface		surface		surface	surface	surface				
VOCs in (µg/L)																		
cis-1,2-dichloroethene	5	1	NS		NS		NS	NS		NS		NS	NS	NS				
trichloroethylene	5	1	NS		NS		NS	NS		NS		NS	NS	NS				
trans-1,2-dichloroethene	5	1	NS		NS		NS	NS		NS		NS	NS	NS				
vinyl chloride	0.3	1	NS		NS		NS	NS		NS		NS	NS	NS				
Metals (µg/L) [Dissolved / Total][1]																		
aluminum	100	200	U	**173 F**	50 F	52 F	NS	U	47 F	U	U	U	U	NS				
antimony	3	50	U	U	U	U	NS	U	U	U	U	U	U	NS				
arsenic	50	30	U	46.2	U	U	NS	U	U	U	U	U	U	NS				
barium	1,000	50	59.8	229	11 F	11 F	NS	15 F	14 F	23 F	90	13 F	43 F	NS				
berylium	3	4	U	U	U	U	NS	U	U	U	U	U	U	NS				
boron, Total	1,000	110	NA	NA	NA	NA	NS	NA	NA	NA	NA	NA	NA	NS				
cadmium	5	5	U	U	U	0.47 F	NS	U	U	U	U	U	U	NS				
calcium	--	1,100	87,700	101,000	61,000	63,000	NS	80,000	76,000	79,000	92,000	63,000	68,000	NS				
chromium	50	10	U	U	1.7 F	3.2 F	NS	U	U	U	1.5 F	U	U	NS				
cobalt	5	60	U	U	U	U	NS	U	U	U	U	U	U	NS				
copper	200	10	U	3.07 F	U	U	NS	U	U	U	3.0 F	U	U	NS				
iron	300	200	**8,490**	**119,000**	U	65 F	NS	5.9 F	69 F	U	**3,800**	39 F	26 F	NS				
lead	50	25	U	U	U	U	NS	U	U	U	U	U	U	NS				
magnesium	35,000	1,000	12,100	12,500	7,500	7,900	NS	8,900	8,600	12,000	13,000	10,000	8,700	NS				
manganese	300	10	**2,150**	**2,880**	U	12	NS	U	2.4 F	16	**3,400**	12	4.9 F	NS				
nickel	100	20	U	2.52 F	U	U	NS	U	U	U	2.1 F	2.9 F	U	NS				
potassium	--	1,000	2,800	3,020	1,700	1,700	NS	2,100	2,000	2,700	2,800	1,200	5,800	NS				
selenium	10	30	U	U	U	U	NS	U	U	U	U	U	U	NS				
sodium	--	1,000	3,940 B	3,940	1,500	1,500	NS	2,400	2,200	4,500	4,100	1,500	4,300	NS				
thallium	0.5	80	U	U	U	U	NS	U	U	U	U	U	U	NS				
vanadium	--	10	0.93 F	8.65 F	U	U	NS	U	U	U	U	U	U	NS				
zinc	2,000	20	21.8 B	43.3 B	U	U	NS	9.7 F	11 F	14 F	27	12 F	5.3 F	NS				
mercury	0.7	1	NA	NA	NA	NA	NS	NA	NA	NA	NA	NA	NA	NS				
Leachate Indicators (mg/L)																		
alkalinity, Total	--	10	NS		NS		NS	NS		NS		NS	NS	NS				
ammonia	2	0.2	NS		NS		NS	NS		NS		NS	NS	NS				
BOD5	--	2.4	NS		NS		NS	NS		NS		NS	NS	NS				
bromide	2	0.5	NS		NS		NS	NS		NS		NS	NS	NS				
COD	--	5	NS		NS		NS	NS		NS		NS	NS	NS				
chloride	250	1	NS		NS		NS	NS		NS		NS	NS	NS				
color	15	5	NS		NS		NS	NS		NS		NS	NS	NS				
cyanide, Total	200	0.02	NS		NS		NS	NS		NS		NS	NS	NS				
hardness, Total	--	1	NS		NS		NS	NS		NS		NS	NS	NS				
nitrate	10	1	NS		NS		NS	NS		NS		NS	NS	NS				
nitrite-N	1	1	NS		NS		NS	NS		NS		NS	NS	NS				
TKN	1	1	NS		NS		NS	NS		NS		NS	NS	NS				
sulfate	250	1	NS		NS		NS	NS		NS		NS	NS	NS				
TDS	500	10	NS		NS		NS	NS		NS		NS	NS	NS				
TOC	--	1	NS		NS		NS	NS		NS		NS	NS	NS				
phenolics, Total	--	0.005	NS		NS		NS	NS		NS		NS	NS	NS				

For notes, please refer to the end of the tables section.

Table 5-1
Groundwater and Surface Water Sampling Results

Location of Well	NYSDEC Class GA Groundwater Standards	Reporting Limit	LF5MW-1A												
Date of Collection			**2/3/2003**	**6/16/2003**	**9/8/2003**	**12/1/2003**	**3/26/2004**	**6/21/2004**	**9/13/2004**	**12/10/2004**	**3/30/2005**	**6/20/2005**	**9/6/2005**	**12/13/2005**	**3/9/2006**
Sample ID No.			**LF5M1A22AA**	**LF5M1A21BB**	**LF5M1A22CA**	**LF5M1A21DA**	**LF5M1A21EA**	**LF5M1A21FA**	**LF5M1A21GA**	**LF5M1A22HA**	**LF5M1A22IA**	**LF5M1A22JA**	**LF5M1A22KA**	**LF5M1A22LA**	**LF5M1A23MA**
Depth to Water (ft)			**21.80**	**20.99**	**21.59**	**21.16**	**20.98**	**21.10**	**21.33**	**21.81**	**21.84**	**21.80**	**22.46**	**21.78**	**22.53**
VOCs (µg/L)															
1,2,3-trichlorobenzene	5	1	U	U	NA	NA	U	NA	NA	NA	U	NA	NA	NA	U
1,2,4-trichlorobenzene	5*	1	U	UM	NA	NA	U	NA	NA	NA	U	NA	NA	NA	U
1,2,4-trimethylbenzene	5*	1	U	UM	NA	NA	U	NA	NA	NA	UM	NA	NA	NA	UM
1,3,5-trimethylbenzene	5*	1	U	UM	NA	NA	U	NA	NA	NA	UM	NA	NA	NA	U
4-chlorotoluene	5*	1	U	0.20 M	NA	NA	U	NA	NA	NA	U	NA	NA	NA	U
acetone	50	10	U	U	NA	NA	U	NA	NA	NA	1.7 F	NA	NA	NA	U
carbon disulfide	1,000	0.5	U	U	NA	NS	U	NA	NA	NA	U	NA	NA	NA	U
chlorobenzene	5*	0.5	U	UM	NA	NA	U	NA	NA	NA	U	NA	NA	NA	U
chloroform	7	0.3	0.35 B	UM	NA	NA	0.26 F	NA	NA	NA	0.33 F	NA	NA	NA	U
naphthalene	10	1	U	UM	NA	NA	U	NA	NA	NA	U	NA	NA	NA	U
o-xylene	5*	1	U	UM	NA	NA	U	NA	NA	NA	U	NA	NA	NA	U
styrene	50*	1	U	UM	NA	NA	U	NA	NA	NA	UM	NA	NA	NA	UM
toluene	5*	1	0.16 F	UM	NA	NA	U	NA	NA	NA	U	NA	NA	NA	U
vinyl acetate	--	5	U	U	NA	NA	U	NA	NA	NA	U	NA	NA	NA	U
Metals (µg/L) [Dissolved / Total][1]															
aluminum	2,000	200	**33,118.6**	**11,000 M**	**10,400**	**23,500**	**15,600 M**	**12,200 M**	**3,990**	**6,020**	**8,370 M**	**9,220 M**	**3,530 F**	1,900 J	1,520
antimony	3	50	**21.8 F**	**21.0 F**	**17.5 F**	**14.3 F**	U	U	U	U	U	U	U	U	U
arsenic	25	30	**29.5 F**	6.1 F	8.7 F	20.9 F	10.3 F	8.1 F	U	5.2 F	3.1 F	3.8 F	U	U	U
barium	1,000	50	233.1	91.7	92.9	152	117	108	68	74.8	99.1 M	98.2	80.4	70.2	54.2
berylium	3	4	1.79 F	0.50 F	0.6 F	1.2 F	0.8 F	U	U	U	0.5 F	0.5 F	U	U	U
boron, Total	1,000	10	35.5 F	60.6 B	NA	NS	24.4	NA	NA	NA	17.8	NA	NA	NA	15.1
cadmium	5	5	U	U	U	U	0.5 F	U	U	U	U	U	U	U	U
calcium	--	1,100	99,808.9	65,000	86,500	75,800	90,700	118,000 M	106,000	145,000	140,000	126,000	191,000	139,000	101,000
chromium	50	10	**14,712.7**	**1,160**	**1,100 M**	**749 J**	**346 M**	**1,000 M**	**240 M**	**394 F**	**447 M**	**965 M**	**458 M**	**219 M**	**610 M**
cobalt	--	60	52.5	10.1 F	11.2 F	22.8 F	12.7 F	11.3 F	2.6 F	4.5 F	7.7 F	11.5 F	4.5 F	2.2 F	1.9 F
copper	200	10	**328.6**	45.7	47.2	93.6	52.8 M	56.4	15.5	22 J	38.3 J	37.6	18.1 J	9 F	13
iron	300	200	**134,816.7**	**19,500**	**23,600 M**	**51,400**	**29,500**	**26,000 M**	**7,610**	**11,000**	**14,700 M**	**18,600 M**	**7,980 F**	**3,480 F**	**3,590 M**
lead	25	25	22 F	8.0 F	9.2 F	22.5 F	12.6 F	8.9 F	U	3.9 F	5.1 F	4.1 F	U	U	U
magnesium	35,000	1,000	19,850.2	6,510	6,890	11,600	9,270	9,600 M	6,300	9,000	8,060	8,810 M	9,590	7,050	5,020
manganese	300	10	**4,461.8**	**1,000**	**941 M**	**2,360**	**1,450**	**1,180 M**	**310**	**419**	**620 M**	**869 M**	**340 M**	136 M	124 M
molybdenum	--	15	151.1	13.1 F	14.1 F	8.8 F	4.6 F	11.4 F	2.9 F	2.9 F	3.1 F	9.8 F	5.4 F	2.7 F	9.9 F
nickel	100	20	**757.2**	80.9	82.4	**127**	72.2 M	81	33.1 J	84.5	**107 M**	**109 M**	**122**	59.8 J	45.3 M
potassium	--	1,000	6,355.4	4,850 M	4,450.0	7,710	6,190	5,040	2,750	3,260	3,720	4,390	2,560	2,260	1,530
selenium	10	30	U	U	U	U	U	U	U	U	U	U	U	U	U
silver	50	10	2.2 F	U	U	U	U	U	U	U	U	U	U	U	U
sodium	20,000	1,000	**70,416.3**	**32,400**	**79,900 M**	**74,000**	**47,400**	**47,600 M**	**71,500**	**92,200**	**126,000**	**111,000**	**135,000**	**166,000 M**	**104,000**
thallium	0.5	80	U	U	U	U	U	U	U	U	U	U	U	U	U
vanadium	--	10	107.8	26.1	24.4	46.8	31.3	25.7	7.3 F	11.4	16.4 J	18.8	7.5 F	4 F	4.9 F
zinc	2,000	20	171.3	42.7	59	116	69.1	55.2 M	17 F	24.9	34.9	37.7 M	17.2 F	7.3 F	7.4 F
PCBs (µg/L) [Filtered/Unfiltered]															
aroclor 1242	0.09	0.5	U	U	U	U	U	U	U	U	U	NA	NA	NA	U
aroclor 1248	0.09	0.5	U	U	U	U	U	U	U	U	U	NA	NA	NA	U
Leachate Indicators (mg/L)															
alkalinity, Total	--	10	247	180	252 M	219	205	168	212	379	356	249	342 M	252	240
ammonia	2	0.2	U	0.15	UM	0.11 F	0.078	U	0.03 F	0.14	U	U	0.029 F	U	U
BOD5	--	2.4	U	6.1 B	UM	U	U	U	UM	U	UM	U	U	U	U
bromide	2	0.5	U	UM	UM	U	U	UM	U	U	U	U	U	U	U
COD	--	5	12.54	19.1 M	UM	U	U	U	U	U	U	6.3 M	U	19.4 M	UM
chloride	250	1	74.323 R	27.9	71.3 M	83.2	126	184	231	147	184	262	**325**	**363 M**	203 M
color	15	5	**50**	**100**	NA	NA	**250**	NA	NA	NA	**400 F**	NA	NA	NA	**20**
cyanide	200	0.02	U	U	NA	NA	U	NA	NA	NA	U	NA	NA	NA	0.0071 F
hardness, Total	--	1	1.94	221	269	300	272	308	320	444	290	384	U	80.3 M	300 M
nitrate	10	1	5.6315	5 M	**14.5 F**	U	3.8 F	UM	3.7 M	3.4	3.3 M	3.3 M	3.3 M	3.1 M	2.6
TKN	1	1	**1.12**	0.43	0.79 M	0.45	0.34 J	0.36	0.17 F	0.73 B	0.34	0.22	0.36 M	0.89 M	0.91 M
sulfate	250	1	16.6555	14	15.9 M	16	10.7	12	11	15.1	19.1 M	15.2	14.9	23.4 M	14
TDS	500	10	275.6	325	451	434	494	**608**	**626**	**667**	**649**	**707**	**1,040**	**848**	**577**
TOC	--	1	5.99	2.7	3.1	3.7	2.5	0.95 F	2.7	4.2	3.9	3.5	3.2	2.2	2.3
phenolics, Total	--	0.005	0.0062	0.019 B	U	0.014 J	U	U	U	U	0.0069 F	U	U	U	U

For notes, please refer to the end of the tables section.

Table 5-1
Groundwater and Surface Water Sampling Results (continued)

Location of Well	NYSDEC Class GA Groundwater Standards	Reporting Limit	LF5MW-1A																			
Date of Collection			**9/12/2006**		**3/27/2007**		**9/24/2007**		**3/27/2008**		**9/15/2008**		**4/7/2009**		**3/24/2010**		**6/9/2011**					
Sample ID No.			**LF5M1A22NA**		**LF51A21OA**		**LF5M1A22PA**		**LF5M1A20QA**		**LF5M1A22RA**		**LF5M1A20SA**		**LF5M1A21TA**		**LF5M1A21UA**					
Depth to Water (ft)			**21.91**		**20.52**		**22.20**		**20.12**		**21.88**		**20.32**		**21.47**		**19.62**					
VOCs (µg/L)																						
1,2,3-trichlorobenzene	5	1	NA		NA		NA		NA		NA		NA		NA		NA					
1,2,4-trichlorobenzene	5*	1	NA		NA		NA		NA		NA		NA		NA		NA					
1,2,4-trimethylbenzene	5*	1	NA		NA		NA		NA		NA		NA		NA		NA					
1,3,5-trimethylbenzene	5*	1	NA		NA		NA		NA		NA		NA		NA		NA					
4-chlorotoluene	5*	1	NA		NA		NA		NA		NA		NA		NA		NA					
acetone	50	10	NA		NA		NA		NA		NA		NA		NA		NA					
carbon disulfide	1,000	0.5	NA		NA		NA		NA		NA		NA		NA		NA					
chlorobenzene	5*	0.5	NA		NA		NA		NA		NA		NA		NA		NA					
chloroform	7	0.3	NA		NA		NA		NA		NA		NA		NA		NA					
naphthalene	10	1	NA		NA		NA		NA		NA		NA		NA		NA					
o-xylene	5*	1	NA		NA		NA		NA		NA		NA		NA		NA					
styrene	50*	1	NA		NA		NA		NA		NA		NA		NA		NA					
toluene	5*	1	NA		NA		NA		NA		NA		NA		NA		NA					
vinyl acetate	--	5	NA		NA		NA		NA		NA		NA		NA		NA					
Metals (µg/L) [Dissolved / Total][1]																						
aluminum	2,000	200	U	**1,870**	U	**13,000**	U	5,700	U	**9,500♦**	U	**4,800♦**	U	**14,000 F**	U	**4,600 ♦**	NA					
antimony	3	50	U	U	U	U	U	2.5F	U	U	**3.9 F♦**	U	U	U	U	U	NA					
arsenic	25	30	U	U	U	8.3 F	U	5F	U	8.0 F	U	4.6 F♦	U	11 F	U	U	NA					
barium	1,000	50	46 F	55.7	34 F	93	34F	65	30 F	78♦	50♦	82♦	36 F♦	99	69 ♦	76	NA					
berylium	3	4	U	U	U	0.73 F	U	.28F	0.11 F	0.87 F	U	0.72 F♦	U	0.80 F	U	0.24 F♦	NA					
boron, Total	1,000	10	NA	NA	NA	NA	NA	NA	NA	NA	NA	NA	NA	NA	NA	NA	NA					
cadmium	5	5	U	U	U	U	U	U	U	0.53 F	U	U	U	U	U	U	NA					
calcium	--	1,100	108,000	105,000	110,000	110,000	120,000	120,000	68,000	70,000♦	130,000	140,000♦	78,000 ♦	89,000	160,000 J ♦	110,000 J	NA					
chromium	50	10	U	**189**	3.6 F	**1,400 F**	U	**620M**	U	**2,200 F**	U	**1,700♦**	U	**950 F♦**	U	**620 M**	NA					
cobalt	--	60	U	U	U	9.1 F	U	U	U	7.8 F	U	7.0 F	U	11 F	U	U	NA					
copper	200	10	U	9.79 F	4.0 F	55	U	26J	U	45 J♦	U	38	U	51	U	19	NA					
iron	300	200	13.8 F	**4,740**	U	**25,000**	U	**13,000**	U	**27,000♦**	22 F	**16,000**	U	**29,000 F**	290	**9,700 ♦**	NA					
lead	25	25	U	U	U	9.7 F	U	U	U	8.5 F♦	U	U	U	13 F	U	U	NA					
magnesium	35,000	1,000	4,560	5,010	6,700	10,000	5,400	7,300	4,400	7,300♦	4,900♦	6,800♦	4,100 ♦	8,400	7,400 F ♦	6,200	NA					
manganese	300	10	8.63 F	130	23	**1,000**	30F	**470**	12	**960♦**	91 F♦	**460♦**	6.9 F♦	**1,400 F**	76 ♦	**320**	NA					
molybdenum	--	15	U	U	U	13 F	U	7.3F	U	12 F♦	U	17.0	U	7.7 F♦	U	5.7 F♦	NA					
nickel	100	20	30.9	43.1	44	**110 F**	66.0	**120F**	17 F	**110 F♦**	**160 F♦**	**250**	19 F♦	**150 F♦**	94 F	**230 F ♦**	NA					
potassium	--	1,000	1,080	1,720	1,000	4,900	1,100	2,600	1,100	3,800♦	1,200	2,800♦	1,000	4,900 J	1,600	3,100 ♦	NA					
selenium	10	30	U	U	U	U	U	U	U	U	U	U	U	U	U	U	NA					
silver	50	10	U	U	U	U	U	U	U	U	U	U	U	U	U	U	NA					
sodium	20,000	1,000	**146,000**	**142,000**	**57,000**	**58,000**	**100,000**	**100,000**	**92,000 J**	**93,000 J♦**	**140,000♦**	**150,000♦**	**110,000 J♦**	**130,000 J**	**300,000 J ♦**	**220,000 J**	NA					
thallium	0.5	80	U	**6.85 F**	U	U	U	U	U	6.3 F	U	U	U	U	U	U	NA					
vanadium	--	10	U	4.35 F	U	27	U	12	U	26 F♦	U	12	U	28	U	10 ♦	NA					
zinc	2,000	20	29.2 B	37.1 B	U	59	U	30	12 F	60 B♦	15 F	29♦	15 F♦	83	8.9 F♦	20 ♦	NA					
PCBs (µg/L) [Filtered/Unfiltered]																						
aroclor 1242	0.09	0.5	NA		NA		NA		NA		NA		NA		NA		NA					
aroclor 1248	0.09	0.5	NA		NA		NA		NA		NA		NA		NA		NA					
Leachate Indicators (mg/L)																						
alkalinity, Total	--	10	NA		NA		NA		NA		NA		NA		NA		230					
ammonia	2	0.2	NA		NA		NA		NA		NA		NA		NA		0.17 F					
BOD5	--	2.4	NA		NA		NA		NA		NA		NA		NA		U					
bromide	2	0.5	NA		NA		NA		NA		NA		NA		NA		U					
COD	--	5	NA		NA		NA		NA		NA		NA		NA		6.6 F♦					
chloride	250	1	NA		NA		NA		NA		NA		NA		NA		180					
color	15	5	NA		NA		NA		NA		NA		NA		NA		5					
cyanide	200	0.02	NA		NA		NA		NA		NA		NA		NA		NA					
hardness, Total	--	1	NA		NA		NA		NA		NA		NA		NA		280♦					
nitrate	10	1	NA		NA		NA		NA		NA		NA		NA		0.40 F					
TKN	1	1	NA		NA		NA		NA		NA		NA		NA		0.67 F♦					
sulfate	250	1	NA		NA		NA		NA		NA		NA		NA		11					
TDS	500	10	NA		NA		NA		NA		NA		NA		NA		**540**					
TOC	--	1	NA		NA		NA		NA		NA		NA		NA		4.7					
phenolics, Total	--	0.005	NA		NA		NA		NA		NA		NA		NA		NA					

For notes, please refer to the end of the tables section.

Table 5-1
Groundwater and Surface Water Sampling Results (continued)

Location of Well	NYSDEC Class GA Groundwater Standards	Reporting Limit	LF5MW-3												
Date of Collection			1/8/1999[5]	2/5/2003	6/16/2003	9/8/2003	12/1/2003	3/29/2004	6/18/2004	9/16/2004	12/29/2004	3/30/2005	6/20/2005	9/6/2005	12/13/2005
Sample ID No.			LF5M0308AB	LF5M0314AA	LF5M0314BA	LF5M0315CA	LF5M0315DA	LF5M0315EA	LF5M0315FA	LF5M0315GA	LF5M0315HA	LF5M0315IA	LF5M0315JA	LF5M0315KA	LF5M0315LA
Depth to Water (ft)			**8.11**	**7.83**	**7.62**	**7.46**	**6.16**	**5.67**	**7.00**	**8.11**	**7.28**	**5.21**	**7.28**	**7.69**	**7.08**
VOCs (µg/L)															
1,2,3-trichlorobenzene	5	1	NA	0.10 F	U	NA	NA	U	NA	NA	NA	U	NA	NA	NA
1,2,4-trichlorobenzene	5*	1	NA	0.07 F	U	NA	NA	U	NA	NA	NA	U	NA	NA	NA
1,2,4-trimethylbenzene	5*	1	U	U	U	NA	NA	U	NA	NA	NA	U	NA	NA	NA
1,3,5-trimethylbenzene	5*	1	NA	U	U	NA	NA	U	NA	NA	NA	U	NA	NA	NA
4-chlorotoluene	5*	1	NA	U	U	NA	NA	U	NA	NA	NA	U	NA	NA	NA
acetone	50	10	U	U	U	NA	NA	U	NA	NA	NA	U	NA	NA	NA
carbon disulfide	1,000	0.5	U	U	U	NA	NA	U	NA	NA	NA	U	NA	NA	NA
chlorobenzene	5*	0.5	U	U	U	NA	NA	U	NA	NA	NA	U	NA	NA	NA
chloroform	7	0.3	U	U	U	NA	NA	U	NA	NA	NA	U	NA	NA	NA
naphthalene	10	1	U	U	U	NA	NA	U	NA	NA	NA	U	NA	NA	NA
o-xylene	5*	1	U	U	U	NA	NA	U	NA	NA	NA	U	NA	NA	NA
styrene	50*	1	NA	U	U	NA	NA	U	NA	NA	NA	U	NA	NA	NA
toluene	5*	1	U	0.43 F	U	NA	NA	U	NA	NA	NA	U	NA	NA	NA
vinyl acetate	--	5	NA	UJ	U	NA	NA	U	NA	NA	NA	U	NA	NA	NA
Metals (µg/L) [Dissolved / Total][1]															
aluminum	2,000	200	570 J	**3,154.6**	**10,600**	992	**17,300**	**6,390**	**4,610**	1,580	568	318	256	192 F	195 F
antimony	3	50	U	U	U	U	U	U	U	U	U	U	U	U	U
arsenic	25	30	U	U	U	U	6.3 F	U	U	U	U	U	U	U	U
barium	1,000	50	13.98	58.1	113	45.6 F	170	63.1	63.1	43.9 F	50.6	66.4	42.3 F	51.7	67
berylium	3	4	U	U	0.60 F	0.40 F	0.9 F	0.3 F	U	U	U	U	U	U	U
boron, Total	1,000	10	U	6.2 F	68.5 B	NA	NS	17.6	NA	NA	NA	22.7	NA	NA	NA
cadmium	5	5	U	U	U	U	U	U	U	U	U	0.4 F	0.3 F	U	U
calcium	--	1,100	209,400 M	84,004	58,000	83,900	56,800	37,700	64,400	61,600	128,000	118,000	122,000	134,000	183,000
chromium	50	10	1.0 F	4.4 F	14.3	2.3 F	22	8.9 F	7.3 F	5.1 F	1.9 F	1.6 F	0.9 F	U	U
cobalt	--	60	0.7 F	0.5 F	3.7 F	U	7.6 F	2.4 F	2.2 F	U	U	U	U	U	U
copper	200	10	U	21.8	47.8	34.9	59.1	32.7	41.2	28.1	16	11.8	14	13	13.6
iron	300	200	**607.8 F**	**2,929.5**	**8,990**	**958**	**14,900**	**5,180**	**3,980**	**1,390**	**527**	222	232	217	188 F
lead	25	25	3.0 F	2.7 F	4.9 F	U	7.3 F	U	U	U	U	U	U	U	U
magnesium	35,000	1,000	25,945	10,255.1	6,120	6,130	7,650	3,940	5,680	5,140	12,900	11,100	12,600	13,400	17,800
manganese	300	10	**1,766.3**	**389.9**	85.9	188	144	48.7	90.1	32.4	**335**	77.2	151	294	**661**
molybdenum	--	15	U	4.3 F	U	2.2 F	U	U	U	U	U	0.7 F	U	U	U
nickel	100	20	6.0 F	3.7 F	12.6 F	5.1 F	18.9 F	8.7 F	8.0 F	5.8 F	3.6 F	3.5 F	2.3 F	2.5 F	2.6 F
potassium	--	1,000	4,638	21,330	3,090	1,340	4,480	1,770	1,560	975 F	1,440	1,070	1,460	1,490	1,780
selenium	10	30	U	U	U	U	U	U	U	U	U	U	U	U	U
silver	50	10	U	U	U	U	U	U	U	U	U	U	U	U	U
sodium	20,000	1,000	13,570	4,088.7	2,580	4,190	4,240	3,570	3,980	2,680	1,410	2,210	1,440	1,240	8,370
thallium	0.5	80	U	U	**10 F**	U	U	U	U	U	U	U	U	U	U
vanadium	--	10	U	4.5 F	18.0	2.8 F	29.4	11.7	8.5 F	3.2 F	1.6 F	1.1 F	U	U	U
zinc	2,000	20	U	13.4 F	29.8	U	50.1	18.6 F	14.5 F	5.8 F	U	7.1 F	U	3.7 F	U
PCBs (µg/L) [Filtered/Unfiltered]															
aroclor 1242	0.09	0.5	NA	U	UJ	U	U	U	U	U	U	U	NA	NA	NA
aroclor 1248	0.09	0.5	NA	U	UJ	U	U	U	U	U	U	U	NA	NA	NA
Leachate Indicators (mg/L)															
alkalinity, Total	--	10	362	186	142	202	89.6	63.6	162	140	326	111	232	247	247
ammonia	2	0.2	U	U	U	U	U	U	0.071	0.13	0.14 B	0.1	U	0.015 F	U
BOD5	--	2.4	2.4 F	U	6.5 B	U	U	U	U	U	U	U	U	U	U
bromide	2	0.5	U	U	U	U	U	U	U	0.28 F	U	0.21 F	U	U	U
COD	--	5	27.5 M	47.74	58.4	67.8	77.8	54.2	64.9	64.5	32.6	22.9	19.8	16.2	32.8
chloride	250	1	84 F	9.9047	1.7	1.2	U	1.5	1.4	1.2	1.4	6.6	4.1	8	18.8
color	15	5	**60**	**90**	**160**	NA	NA	**280**	NA	NA	NA	**50 F**	NA	NA	NA
cyanide	200	0.02	U	U	U	NA	NA	U	NA	NA	NA	U	NA	NA	NA
hardness, Total	--	1	752 F	247.09	198	368	230	104	204	350	400	344	352	480	221
nitrate	10	1	0.02 M	3.6409	U	U	8.9	6.8	0.83 F	7.2	0.98 F	5.8	0.38 F	0.2 F	2.5
TKN	1	1	U	**1.26**	1	**1.4**	**3**	**4**	**2**	**6**	0.89	**1.2**	0.48	0.86	0.66
sulfate	250	1	175 F	30.2992	15	13.3	35.8	9.6	12	14.5	36.3	236	141	146	**334**
TDS	500	10	**854**	396	355	325	463	200	319	276	440	450	445	**524**	**705**
TOC	--	1	20.8	21.55	21.2	27.6	27.8	19.4	23.4	22.6	11.9	11.3	9.8	10.1	9.6
phenolics, Total	--	0.005	U	0.00595	0.015 B	U	U	U	U	U	U	U	0.0040 F	U	U

For notes, please refer to the end of the tables section.

Table 5-1
Groundwater and Surface Water Sampling Results (continued)

Location of Well	NYSDEC Class GA Groundwater Standards	Reporting Limit	LF5MW-3																	
Date of Collection			**3/9/2006**	**9/12/2006**		**3/28/2007**		**9/24/2007**		**3/27/2008**		**9/15/2008**		**4/6/2009**		**3/24/2010**		**6/8/2011**		
Sample ID No.			**LF5M0315MA**	**LF5M0315NA**		**LF5M0315OA**		**LF5M0315PA**		**LF5M0315QA**		**LF5M0315RA**		**LF5MO315SA**		**LF5M0315TA**		**LF5M0315UA**		
Depth to Water (ft)			**7.01**	**7.61**		**3.97**		**7.93**		**5.25**		**7.14**		**5.51**		**5.76**		**6.34**		
VOCs (µg/L)																				
1,2,3-trichlorobenzene	5	1	U	NA		NA		NA		NA		NA		NA		NA		NA		
1,2,4-trichlorobenzene	5*	1	U	NA		NA		NA		NA		NA		NA		NA		NA		
1,2,4-trimethylbenzene	5*	1	U	NA		NA		NA		NA		NA		NA		NA		NA		
1,3,5-trimethylbenzene	5*	1	U	NA		NA		NA		NA		NA		NA		NA		NA		
4-chlorotoluene	5*	1	U	NA		NA		NA		NA		NA		NA		NA		NA		
acetone	50	10	U	NA		NA		NA		NA		NA		NA		NA		NA		
carbon disulfide	1,000	0.5	U	NA		NA		NA		NA		NA		NA		NA		NA		
chlorobenzene	5*	0.5	U	NA		NA		NA		NA		NA		NA		NA		NA		
chloroform	7	0.3	U	NA		NA		NA		NA		NA		NA		NA		NA		
naphthalene	10	1	U	NA		NA		NA		NA		NA		NA		NA		NA		
o-xylene	5*	1	U	NA		NA		NA		NA		NA		NA		NA		NA		
styrene	50*	1	U	NA		NA		NA		NA		NA		NA		NA		NA		
toluene	5*	1	U	NA		NA		NA		NA		NA		NA		NA		NA		
vinyl acetate	--	5	U	NA		NA		NA		NA		NA		NA		NA		NA		
Metals (µg/L) [Dissolved / Total][1]																				
aluminum	2,000	200	498	44.5 F	107 F	190 F	920	44F	210	180 F	320	62 F	250	120 F	420	U	220	NA		
antimony	3	50	U	U	U	U	U	U	U	U	U	1.8 F	U	U	U	U	U	NA		
arsenic	25	30	U	U	U	U	U	U	U	U	U	U	U	U	U	U	U	NA		
barium	1,000	50	62.3	67.7	68.9	97	100	69	70	100	120	65	70	100	110	82	79	NA		
berylium	3	4	U	U	U	U	U	U	U	0.17 F	0.16 F	U	U	U	U	U	U	NA		
boron, Total	1,000	10	47.7	NA	NA	NA	NA	NA	NA	NA	NA	NA	NA	U	U	U	NA	NA		
cadmium	5	5	1 F	U	U	U	U	U	U	U	U	U	U	NA	NA	U	U	NA		
calcium	--	1,100	188,000	201,000	199,000	200,000	200,000	210,000	200,000	320,000	350,000	190,000	210,000	420,000	440,000	320,000	300,000	NA		
chromium	50	10	2.1 F	3.04 F	4.3 F	6.5 F	7.7 F	3.1F	3.2F	2.6 F	4.0 F	2.1 F	5.4 F	3.9 F	6.7 F	U	U	NA		
cobalt	--	60	1 F	U	U	U	U	U	U	U	U	U	U	U	U	U	U	NA		
copper	200	10	12.2	12.7	12.4	15	17	14	15	15	17	6.4 F	10	22	25	13	13	NA		
iron	300	200	**502**	16.6 F	70.7 F	80 F	**690**	47F	200	71 F	180 F	**330**	**710**	65 F	**370**	160 F	290	NA		
lead	25	25	U	U	U	U	U	U	U	U	U	U	U	U	U	U	U	NA		
magnesium	35,000	1,000	18,100	21,100	20,900	23,000	23,000	21,000	21,000	**36,000**	**39,000**	21,000	22,000	**43,000**	**45,000**	**36,000**	**35,000**	NA		
manganese	300	10	**452**	251	255	56	190	290	320	38	77	**2,200**	**2,300**	38	110	150	130	NA		
molybdenum	--	15	U	U	U	U	U	U	U	U	U	U	U	U	U	U	U	NA		
nickel	100	20	3.4 F	3.33 F	3.54 F	6.8 F	7.1 F	3.6F	4.1F	6.5 F	7.3 F	4.8 F	11 F	60 F	7.2 F	4.5 F	4.1 F	NA		
potassium	--	1,000	1,600	1,910	1,910	1,400	1,600	1,700	1,700	1,500	1,700	1,800	1,900	2,100	2,400	1,700	1,800	NA		
selenium	10	30	U	U	U	U	U	U	U	U	U	U	U	U	U	U	U	NA		
silver	50	10	U	U	U	U	U	U	U	U	U	U	U	U	U	U	U	NA		
sodium	20,000	1,000	3,250	2,850 B	2,840 B	3,300	3,200	2,700	2,600	5,800	6,300	2,100 B	2,600B	7,100	7,300	5,100	4,700	NA		
thallium	0.5	80	U	U	U	U	U	U	U	U	U	U	U	U	U	U	U	NA		
vanadium	--	10	1.3 F	U	U	U	1.8 F	U	U	U	U	U	1.2 F	U	U	U	U	NA		
zinc	2,000	20	5.8	16 F	20.9 B	6.9 F	13 F	U	5.2F	17 F	20 B	16 F	14 F	24	25	8.3 F	12 F	NA		
PCBs (µg/L) [Filtered/Unfiltered]																				
aroclor 1242	0.09	0.5	U	NA		NA		NA		NA		NA		NA		NA		NA		
aroclor 1248	0.09	0.5	U	NA		NA		NA		NA		NA		NA		NA		NA		
Leachate Indicators (mg/L)																				
alkalinity, Total	--	10	323	NA		NA		NA		NA		NA		NA		NA		230		
ammonia	2	0.2	U	NA		NA		NA		NA		NA		NA		NA		0.093 F		
BOD5	--	2.4	U	NA		NA		NA		NA		NA		NA		NA		4.3		
bromide	2	0.5	U	NA		NA		NA		NA		NA		NA		NA		**9.1**		
COD	--	5	15.5	NA		NA		NA		NA		NA		NA		NA		59		
chloride	250	1	4.7	NA		NA		NA		NA		NA		NA		NA		5		
color	15	5	**25**	NA		NA		NA		NA		NA		NA		NA		**50**		
cyanide	200	0.02	0.01 F	NA		NA		NA		NA		NA		NA		NA		NA		
hardness, Total	--	1	560	NA		NA		NA		NA		NA		NA		NA		1,400		
nitrate	10	1	2.1	NA		NA		NA		NA		NA		NA		NA		1.5		
TKN	1	1	0.79 B	NA		NA		NA		NA		NA		NA		NA		**1.4**		
sulfate	250	1	188	NA		NA		NA		NA		NA		NA		NA		**1,000**		
TDS	500	10	**626**	NA		NA		NA		NA		NA		NA		NA		**1,700**		
TOC	--	1	8.8	NA		NA		NA		NA		NA		NA		NA		25		
phenolics, Total	--	0.005	U	NA		NA		NA		NA		NA		NA		NA		NA		

For notes, please refer to the end of the tables section.

Table 5-1
Groundwater and Surface Water Sampling Results (continued)

Location of Well	NYSDEC Class GA Groundwater Standards	Reporting Limit	LF5MW-5												
Date of Collection			2/5/2003	6/16/2003	9/8/2003	12/1/2003	3/29/2004	6/21/2004	9/14/2004	12/10/2004	3/30/2005	6/20/2005	9/6/2005	12/12/2005	3/9/2006
Sample ID No.			LF5M0512AA	LF5M0505BB	LF5M0513CA	LF5M0512DA	LF5M0512EA	LF5M0512FA	LF5M0512GA	LF5M0512HA	LF5M0512IA	LF5M0512JA	LF5M0512KA	LF5M0512LA	LF5M0512MA
Depth to Water (ft)			**5.60**	**4.92**	**5.53**	**4.75**	**4.35**	**5.17**	**5.42**	**5.03**	**5.33**	**5.66**	**6.17**	**5.61**	**5.52**
VOCs (µg/L)															
1,2,3-trichlorobenzene	5	1	U	U	NA	NA	U	NA	NA	NA	U	NA	NA	NA	U
1,2,4-trichlorobenzene	5*	1	U	U	NA	NA	U	NA	NA	NA	U	NA	NA	NA	U
1,2,4-trimethylbenzene	5*	1	U	U	NA	NA	U	NA	NA	NA	U	NA	NA	NA	U
1,3,5-trimethylbenzene	5*	1	U	U	NA	NA	U	NA	NA	NA	U	NA	NA	NA	U
4-chlorotoluene	5*	1	U	U	NA	NA	U	NA	NA	NA	U	NA	NA	NA	U
acetone	50	10	U	U	NA	NA	U	NA	NA	NA	U	NA	NA	NA	U
carbon disulfide	1,000	0.5	U	U	NS	NS	U	NA	NA	NA	U	NA	NA	NA	U
chlorobenzene	5*	0.5	U	U	NA	NA	U	NA	NA	NA	U	NA	NA	NA	U
chloroform	7	0.3	U	U	NA	NA	U	NA	NA	NA	U	NA	NA	NA	U
naphthalene	10	1	U	U	NA	NA	U	NA	NA	NA	U	NA	NA	NA	U
o-xylene	5*	1	U	U	NA	NA	U	NA	NA	NA	U	NA	NA	NA	U
styrene	50*	1	U	U	NA	NA	U	NA	NA	NA	U	NA	NA	NA	U
toluene	5*	1	0.15 F	U	NA	NA	U	NA	NA	NA	U	NA	NA	NA	U
vinyl acetate	--	5	UF	U	NA	NA	U	NA	NA	NA	U	NA	NA	NA	U
Metals (µg/L) [Dissolved / Total][1]															
aluminum	2,000	200	**2,162.1**	**2,420**	195 F	1,720	1,470	536	**3,880**	1,660	1,080	1,130	824	1,830	1,710
antimony	3	50	U	U	U	U	U	U	U	U	U	U	U	U	U
arsenic	25	30	U	U	U	U	U	U	U	U	U	U	U	U	U
barium	1,000	50	59	50.0	62.3	45.2 F	41.6 F	54	51.5	54.6	39.5 F	46.1 F	50.1	58.4	49.6 F
berylium	3	4	U	0.30 F	U	0.50 F	U	U	U	U	U	U	U	0.3 F	U
boron, Total	1,000	10	U	51.2 B	NA	NS	10.3	NA	NA	NA	13.3	NA	NA	NA	14.6
cadmium	5	5	U	U	U	U	U	U	U	U	U	U	U	U	0.3 F
calcium	--	1,100	38,853.6	21,300	97,600	25,700	19,400	53,400	27,800	20,000	18,600	36,500	54,600	35,500	33,300
chromium	50	10	2.9 F	4.1 F	U	3.1 F	2 F	1.2 F	4.1 F	U	1.8 F	1.7 F	U	2.1 F	3.4 F
cobalt	--	60	6.8 F	4.9 F	1.7 F	7 F	7.1 F	5.2 F	9.9 F	1.8 F	4.9 F	6.6 F	2.6 F	5 F	6.9 F
copper	200	10	30.7	38.1	13.8	35	33	27	40.9	34.4	31.8	31.4	35.3	35.2	32.6 F
iron	300	200	**2,389.8**	**2,380**	**519**	**1,940**	**1,900**	**1,410**	**3,500**	**1,800**	**1,110**	**1,440**	**1,290**	**1,730**	**2,400**
lead	25	25	U	U	U	U	U	U	U	U	U	U	2 F	U	2.7 F
magnesium	35,000	1,000	6,631.1	5,450	15,200	6,240	4,470	13,300	6,600	4,340	3,780	6,600	10,300	6,740	7,630
manganese	300	10	**315.1**	146	**534**	267	231	**655**	**490**	202	151	506	**444**	212	277
molybdenum	--	15	1.9 F	U	U	U	U	U	U	U	U	U	U	U	U
nickel	100	20	11.0 F	10.2 F	3.5 F	9.9 F	11.1 F	8.6 F	11.8 F	10.7 F	8.6 F	10.7 F	6.4 F	10.9 F	12 F
potassium	--	1,000	1,322.9	1,620	1,660	1,540	1,200	1,270	2,270	1,340	1,060	1,110	1,900	1,870	980 F
selenium	10	30	U	U	U	U	U	U	U	U	U	U	U	U	U
silver	50	10	U	U	U	U	U	U	U	U	U	U	U	U	U
sodium	20,000	1,000	2,290.3	1,820	2,270	1,750	1,370	1,820	1,250	2,080	2,340	2,030	6,980	3,460	2,560
thallium	0.5	80	U	**5.9 F**	U	U	U	U	U	U	U	U	U	U	U
vanadium	--	10	U	4.6 F	U	3.2 F	2 F	0.9 F	6.1 F	2.1 F	1.7 F	1.6 F	1.2 F	3 F	3.5 F
zinc	2,000	20	23	U	U	18.9 F	19.5 F	10.3 F	18.8 F	20.6	18.2 F	12.7	8.6 F	15.6 F	17.2 F
PCBs (µg/L) [Filtered/Unfiltered]															
aroclor 1242	0.09	0.5	U	U	U	U	U	U	U	U	U	NA	NA	NA	U
aroclor 1248	0.09	0.5	U	U	U	U	U	U	U	U	U	NA	NA	NA	U
Leachate Indicators (mg/L)															
alkalinity, Total	--	10	90	60	274	78	48.6	148	27.5	62.9	52.8	102	161	90.7	93.5
ammonia	2	0.2	U	0.093	0.052 B	U	U	0.024 F	0.059	0.026 F	U	U	0.014 F	U	U
BOD5	--	2.4	U	6.6 B	U	U	U	U	U	U	U	U	U	U	U
bromide	2	0.5	U	U	U	U	U	U	U	U	U	U	U	U	U
COD	--	5	19.53	66.4	33.7	56.1	52.5	49.6	63.8	35.6	21.5	40.6	29	39.6	48.2
chloride	250	1	3.7745	2	1.6	U	1.4	2.1	1.2	2.5	2.3	2.2	2.7	1.5	1.5
color	15	5	**50**	**70**	NA	NA	**70**	NA	NA	NA	**100 F**	NA	NA	NA	**70**
cyanide	200	0.02	U	U	NA	NA	U	NA	NA	NA	U	NA	NA	NA	0.01 F
hardness, Total	--	1	121.58	96.6	495	300	U	192	170	68	84	128	220	200	180
nitrate	10	1	1.7616	U	U	U	0.12 F	U	0.03 F	0.14 F	0.19 F	0.040 F	0.03 F	0.34 F	0.19 F
TKN	1	1	0.64	0.94	0.55	**1.4**	0.59	0.7	0.9	0.84 B	0.42	0.37	0.59	**1.3 B**	0.52 B
sulfate	250	1	14.9267	9.1	18.5	11.9	U	13.8	10.1	13.8	14.8	19.5	35.5	22	21.6
TDS	500	10	85	191	350	161	124	245	163	126	123	195	277	172	170
TOC	--	1	15.72	17.2	13.3	20.2	16.8	15.6	22.3	18.3	16.2	16.1	17	15.3	13.9
phenolics, Total	--	0.005	0.0144	U	U	U	0.0039 F	U	U	U	U	U	U	U	U

For notes, please refer to the end of the tables section.

Table 5-1
Groundwater and Surface Water Sampling Results (continued)

Location of Well	NYSDEC Class GA Groundwater Standards	Reporting Limit	LF5MW-5																			
Date of Collection			**9/12/2006**		**3/27/2007**		**9/24/2007**		**3/27/2008**		**9/15/2008**		**4/7/2009**		**3/24/2010**		**6/9/2011**					
Sample ID No.			**LF5M0512NA**		**LF5M0512OA**		**LF5M0512PA**		**LF5M0512QA**		**LF5M0512RA**		**LF5M0512SA**		**LF5M0512TA**		**LF5M0512UA**					
Depth to Water (ft)			**5.86**		**3.45**		**6.01**		**3.71**		**5.46**		**3.74**		**4.30**		**4.56**					
VOCs (µg/L)																						
1,2,3-trichlorobenzene	5	1	NA		NA		NA		NA		NA		NA		NA		NA					
1,2,4-trichlorobenzene	5*	1	NA		NA		NA		NA		NA		NA		NA		NA					
1,2,4-trimethylbenzene	5*	1	NA		NA		NA		NA		NA		NA		NA		NA					
1,3,5-trimethylbenzene	5*	1	NA		NA		NA		NA		NA		NA		NA		NA					
4-chlorotoluene	5*	1	NA		NA		NA		NA		NA		NA		NA		NA					
acetone	50	10	NA		NA		NA		NA		NA		NA		NA		NA					
carbon disulfide	1,000	0.5	NA		NA		NA		NA		NA		NA		NA		NA					
chlorobenzene	5*	0.5	NA		NA		NA		NA		NA		NA		NA		NA					
chloroform	7	0.3	NA		NA		NA		NA		NA		NA		NA		NA					
naphthalene	10	1	NA		NA		NA		NA		NA		NA		NA		NA					
o-xylene	5*	1	NA		NA		NA		NA		NA		NA		NA		NA					
styrene	50*	1	NA		NA		NA		NA		NA		NA		NA		NA					
toluene	5*	1	NA		NA		NA		NA		NA		NA		NA		NA					
vinyl acetate	--	5	NA		NA		NA		NA		NA		NA		NA		NA					
Metals (µg/L) [Dissolved / Total][1]																						
aluminum	2,000	200	293 B	1,140	510	**2,200**	170F	230	450 B	1,600	1,500	**3,700**	410	1,500	540	**4,000**	NA					
antimony	3	50	U	U	U	U	U	U	U	U	U	U	U	U	U	U	NA					
arsenic	25	30	U	U	U	U	U	U	U	U	U	U	U	U	U	U	NA					
barium	1,000	50	41.7 F	47.3 F	28 F	43 F	57	58	20 F	31 F	54	80	25 F	34 F	26 F	49 F	NA					
berylium	3	4	U	U	U	U	.12F	U	U	0.11 F	0.20 F	0.27 F	U	U	U	0.29 F	NA					
boron, Total	1,000	10	NA	NA	NA	NA	NA	NA	NA	NA	NA	NA	NA	NA	U	NA	NA					
cadmium	5	5	U	U	U	U	U	U	U	U	U	U	U	U	U	U	NA					
calcium	--	1,100	39,800	39,000	14,000	14,000	93,000	92,000	13,000	14,000	22,000	22,000	13,000	13,000	12,000	11,000	NA					
chromium	50	10	U	2.15 F	2.0 F	4.1 F	5F	4F	U	U	2.3 F	3.8 F	U	U	U	5.9 F	NA					
cobalt	--	60	U	U	U	7.4 F	7.6F	6.4F	U	U	U	U	U	U	U	13 F	NA					
copper	200	10	27.8	32.2	27	33	7.6F	9.7F	16	20	37	47	15	17	22	29	NA					
iron	300	200	**476**	**1,390**	**310**	**1,900**	**2,300**	**2,400**	**330**	**1,300**	**1,400**	**3,500**	260	**1,200**	**400**	**3,500**	NA					
lead	25	25	U	U	U	U	U	U	U	U	U	U	U	U	U	U	NA					
magnesium	35,000	1,000	8,650	8,510	2,600	2,900	26,000	26,000	1,800	2,100	4,800	5,300	2,100	2,200	1,800	2,200	NA					
manganese	300	10	266	272	81	190	2,000	2,000	19	33	110	170	20	37	9.8 F	290	NA					
molybdenum	--	15	U	U	U	U	U	U	U	U	U	U	U	U	U	U	NA					
nickel	100	20	9.3 F	10.5 F	7.3 F	12	9.1F	9.7F	4.2 F	5.8 F	11 F	14 F	3.9 F	4.7 F	6.0 F	9.4 F	NA					
potassium	--	1,000	950 F	1,200	680 F	1,100	1,400	1,400	970 F	1,300	1,500	2,100	1,200	1,400	790 F	1,900	NA					
selenium	10	30	2.79 F	U	U	U	U	U	U	U	U	U	U	U	U	U	NA					
silver	50	10	U	U	U	U	U	U	U	U	U	U	U	U	U	U	NA					
sodium	20,000	1,000	4,180 B	3,930 B	2,200	2,200	3,300	3,200	2,000	2,100 B	3,600B	4,100 B	2,200	2,100	2,200	2,000	NA					
thallium	0.5	80	U	U	U	U	U	U	U	U	U	U	U	U	U	U	NA					
vanadium	--	10	U	2.18 F	0.95 F	3.5 F	1.8F	2F	1.8 F	3.6 F	2.4 F	6.2 F	U	3.7 F	U	8.9 F	NA					
zinc	2,000	20	27 B	24 B	16 F	U	8.5F	11F	21 B	40 B	28	70	28	33	15 F	30	NA					
PCBs (µg/L) [Filtered/Unfiltered]																						
aroclor 1242	0.09	0.5	NA		NA		NA		NA		NA		NA		NA		NA					
aroclor 1248	0.09	0.5	NA		NA		NA		NA		NA		NA		NA		NA					
Leachate Indicators (mg/L)																						
alkalinity, Total	--	10	NA		NA		NA		NA		NA		NA		NA		47					
ammonia	2	0.2	NA		NA		NA		NA		NA		NA		NA		0.22					
BOD5	--	2.4	NA		NA		NA		NA		NA		NA		NA		NA					
bromide	2	0.5	NA		NA		NA		NA		NA		NA		NA		NA					
COD	--	5	NA		NA		NA		NA		NA		NA		NA		54					
chloride	250	1	NA		NA		NA		NA		NA		NA		NA		2.5 F					
color	15	5	NA		NA		NA		NA		NA		NA		NA		5					
cyanide	200	0.02	NA		NA		NA		NA		NA		NA		NA		NA					
hardness, Total	--	1	NA		NA		NA		NA		NA		NA		NA		65					
nitrate	10	1	NA		NA		NA		NA		NA		NA		NA		U					
TKN	1	1	NA		NA		NA		NA		NA		NA		NA		1.1					
sulfate	250	1	NA		NA		NA		NA		NA		NA		NA		5					
TDS	500	10	NA		NA		NA		NA		NA		NA		NA		110					
TOC	--	1	NA		NA		NA		NA		NA		NA		NA		22					
phenolics, Total	--	0.005	NA		NA		NA		NA		NA		NA		NA		NA					

For notes, please refer to the end of the tables section.

Table 5-1
Groundwater and Surface Water Sampling Results (continued)

Location of Well	NYSDEC Class GA Groundwater Standards	Reporting Limit	LF5MW-100				LF5MW-100R								
Date of Collection			2/5/2003	6/17/2003	9/8/2003	12/1/2003	3/29/2004	6/21/2004	9/14/2004	12/10/2004	3/30/2005	6/20/2005	9/6/2005	12/12/2005	3/9/2006
Sample ID No.			LF5M10009AA	LF5M10009BB	NS	NS	LF5M100R08EA	LF5M100R68FA	LF5M100R10GA	LF5M100R11HA	LF5M100R10IA	LF5M100R10JA	LF5M100R10KA	LF5M100R10LA	LF5M100R10MA
Depth to Water (ft)			**9.50**	**9.08**	**NS**	**NS**	**8.47**	**19.48**	**9.79**	**11.16**	**9.73**	**9.85**	**10.26**	**9.78**	**9.79**
VOCs (µg/L)															
1,2,3-trichlorobenzene	5	1	U	U	NS	NS	U	NA	NA	NA	U	NA	NA	NA	U
1,2,4-trichlorobenzene	5*	1	U	U	NS	NS	U	NA	NA	NA	U	NA	NA	NA	U
1,2,4-trimethylbenzene	5*	1	U	U	NS	NS	U	NA	NA	NA	U	NA	NA	NA	U
1,3,5-trimethylbenzene	5*	1	U	U	NS	NS	U	NA	NA	NA	U	NA	NA	NA	U
4-chlorotoluene	5*	1	U	U	NS	NS	U	NA	NA	NA	U	NA	NA	NA	U
acetone	50	10	U	U	NS	NS	3.3 F	NA	NA	NA	U	NA	NA	NA	U
carbon disulfide	1,000	0.5	U	U	NS	NS	U	NA	NA	NA	0.42 F	NA	NA	NA	U
chlorobenzene	5*	0.5	0.52	U	NS	NS	U	NA	NA	NA	U	NA	NA	NA	U
chloroform	7	0.3	U	U	NS	NS	2.0 B	NA	NA	NA	U	NA	NA	NA	U
naphthalene	10	1	U	U	NS	NS	U	NA	NA	NA	U	NA	NA	NA	U
o-xylene	5*	1	0.08 F	U	NS	NS	U	NA	NA	NA	U	NA	NA	NA	U
styrene	50*	1	U	U	NS	NS	U	NA	NA	NA	U	NA	NA	NA	U
toluene	5*	1	0.20 F	0.27 F	NS	NS	U	NA	NA	NA	U	NA	NA	NA	U
vinyl acetate	--	5	UJ	U	NS	NS	U	NA	NA	NA	U	NA	NA	NA	U
Metals (µg/L) [Dissolved / Total][1]															
aluminum	2,000	200	1,882	**2,020**	NS	NS	**9,790**	**28,200**	**2,020**	**2,260**	**7,520**	**4,970**	**5,910**	**2,140**	**6,360**
antimony	3	50	U	**6.4 F**	NS	NS	U	U	U	U	U	U	U	U	U
arsenic	25	30	U	U	NS	NS	U	12.1 F	U	U	3.5 F	U	U	U	U
barium	1,000	50	**13,480.7**	266	NS	NS	511	**9,620**	**7,850**	**7,890**	**8,390**	**7,510**	**8,990**	**6,850**	**7,590**
berylium	3	4	U	U	NS	NS	0.7 F	1.7 F	1.4 F	U	1.4 F	0.6 F	0.4 F	0.6 F	0.8 F
boron, Total	1,000	10	U	67.1	NS	NS	24	NA	NA	NA	565	NA	NA	NA	500
cadmium	5	5	U	U	NS	NS	U	0.6 F	U	U	U	U	U	U	0.4 F
calcium	--	1,100	532,223.6	87,600	NS	NS	518,000	482,000	44,900	411,000	455,000	397,000	390,000	386,000	434,000
chromium	50	10	23.6 F	3.1 F	NS	NS	**89.9**	**50.7**	12.2	22	**55.2**	25.9	15	10.8	28.5
cobalt	--	60	U	U	NS	NS	6.4 F	25.1 F	2.9 F	3.1 F	9.4	3.8 F	5.3 F	2 F	4.8 F
copper	200	10	8.0F	U	NS	NS	34.5	88.1	7.7 F	7.2 F	49	14.5	25.2	7 F	17.8
iron	300	200	**4,215.7**	**21,900**	NS	NS	**14,300**	**52,900**	**3,610**	**3,760**	**22,900**	**7,820**	**9,680**	**3,090**	**10,300**
lead	25	25	U	U	NS	NS	5.3 F	16.8 F	U	U	22.4 F	2.2 F	2.5 F	U	3.8 F
magnesium	35,000	1,000	**115,200.5**	23,700	NS	NS	4,160	**122,000**	14,600	19,400	**92,200**	**45,000**	**77,600**	**18,700**	**42,600**
manganese	300	10	**754**	**1,320**	NS	NS	259	**1,620**	133	109	**2,840**	**313**	**307**	110	**325**
molybdenum	--	15	U	U	NS	NS	19.7	5.5 F	5.2 F	5 F	4.4 F	5 F	5 F	4.6 F	4.8 F
nickel	100	20	24.6 F	U	NS	NS	20.4	49.8	6.6 F	13 F	42.2	16.1 F	14.7 F	5.9 F	18.1 F
potassium	--	1,000	68,473	1,770	NS	NS	40,100	59,300 F	5,300	48,700 F	87,400	86,400	101,000	79,500	82,900
selenium	10	30	U	U	NS	NS	U	U	U	U	U	U	U	U	U
silver	50	10	U	U	NS	NS	U	U	U	U	U	U	U	U	U
sodium	20,000	1,000	**4,607,994**	1,380	NS	NS	**138,000**	**3,460,000**	**286,000**	**2,810,000**	**3,520,000**	**2,950,000**	**3,270,000**	**2,540,000**	**2,850,000**
thallium	0.5	80	U	**7.2 F**	NS	NS	U	U	U	U	U	U	U	U	U
vanadium	--	10	11.1F	5.5 F	NS	NS	17.5	45.8	4.1 F	3.3 F	16.6	7.8 F	9.4 F	3.7 F	11
zinc	2,000	20	48.4 F	U	NS	NS	47.6	141.0	12.5 F	16.5	63	23.4 B	33.3	10.2 F	38.5
PCBs (µg/L) [Filtered/Unfiltered]															
aroclor 1242	0.09	0.5	UJ	U	NS	NS	U	U	U	U	**0.45 F**	NA	NA	NA	U
aroclor 1248	0.09	0.5	UJ	U	NS	NS	U	U	U	U	U	NA	NA	NA	U
Leachate Indicators (mg/L)															
alkalinity, Total	--	10	76	149	NS	NS	1,080	39.1	10.4	81.1	36.2	76	80.4	96.8	90.8
ammonia	2	0.2	**18.34**	**8.7**	NS	NS	1.9	**18.6**	**18.5**	**14.2**	**20.1**	**15.4**	**17.2**	**13.5**	**15.5**
BOD5	--	2.4	U	15.7	NS	NS	U	U	U	U	3.2	U	U	U	U
bromide	2	0.5	**160.4726**	**46.8**	NS	NS	**4.3**	**252**	**83**	**80.4**	**116**	**134**	**130**	**57.2**	**72**
COD	--	5	119.35	16	NS	NS	16	664	U	U	118	94.5	54.3	112	132
chloride	250	1	**8,821.04**	**2,920**	NS	NS	**375**	**13,500**	**9,110**	**7,820**	**12,900**	**8,370**	**5,840**	**10,200**	**6,560**
color	15	5	10	15	NS	NS	**250**	NA	NA	NA	**2,000 F**	NA	NA	NA	5
cyanide	200	0.02	U	U	NS	NS	U	NA	NA	NA	U	NA	NA	NA	0.0059 F
hardness, Total	--	1	1,882.56	308	NS	NS	1,210	1,800	1,270	1,210	430	1,210	1,510	3,200	1,600
nitrate	10	1	U	U	NS	NS	U	U	U	U	U	U	U	U	U
TKN	1	1	**18.68**	**10.4**	NS	NS	**2.2**	**17.9**	**14.8**	**12.9**	**19.2**	**15**	**16.1**	**9.6**	**15.9**
sulfate	250	1	11.2708	33.9	NS	NS	3.2	U	U	U	U	1.3	U	0.87 F	1.1
TDS	500	10	**13,874**	**5,850**	NS	NS	**1,640**	**11,400**	**11,300**	**10,100**	**10,400**	**8,750**	**8,810**	**7,090**	**8,360**
TOC	--	1	U	U	NS	NS	13.2	U	U	U	1.5	U	U	U	U
phenolics, Total	--	0.005	0.09368	U	NS	NS	U	U	U	U	0.008 F	0.0050 F	U	0.013	0.004 F

For notes, please refer to the end of the tables section.

Table 5-1
Groundwater and Surface Water Sampling Results (continued)

Location of Well	NYSDEC Class GA Groundwater Standards	Reporting Limit	LF5MW-100R																			
Date of Collection			**9/12/2006**		**3/27/2007*** **		**9/25/2007**		**3/27/2008**		**9/15/2008**		**4/7/2009**		**3/25/2010**		**6/9/2011**					
Sample ID No.			**LF5M100R10NA**		**LF5M100R08OA**		**LF5M100R10PA**		**LF5M100R08QA**		**LF5M100R08RA**		**LF5M100R09SA**		**LF5M100R09TA**		**LF5M100R09UA**					
Depth to Water (ft)			**10.00**		**8.09**		**10.17**		**8.47**		**9.81**		**8.55**		**8.95**		**8.59**					
VOCs (µg/L)																						
1,2,3-trichlorobenzene	5	1	NA		NA		NA		NA		NA		NA		NA		NA					
1,2,4-trichlorobenzene	5*	1	NA		NA		NA		NA		NA		NA		NA		NA					
1,2,4-trimethylbenzene	5*	1	NA		NA		NA		NA		NA		NA		NA		NA					
1,3,5-trimethylbenzene	5*	1	NA		NA		NA		NA		NA		NA		NA		NA					
4-chlorotoluene	5*	1	NA		NA		NA		NA		NA		NA		NA		NA					
acetone	50	10	NA		NA		NA		NA		NA		NA		NA		NA					
carbon disulfide	1,000	0.5	NA		NA		NA		NA		NA		NA		NA		NA					
chlorobenzene	5*	0.5	NA		NA		NA		NA		NA		NA		NA		NA					
chloroform	7	0.3	NA		NA		NA		NA		NA		NA		NA		NA					
naphthalene	10	1	NA		NA		NA		NA		NA		NA		NA		NA					
o-xylene	5*	1	NA		NA		NA		NA		NA		NA		NA		NA					
styrene	50*	1	NA		NA		NA		NA		NA		NA		NA		NA					
toluene	5*	1	NA		NA		NA		NA		NA		NA		NA		NA					
vinyl acetate	--	5	NA		NA		NA		NA		NA		NA		NA		NA					
Metals (µg/L) [Dissolved / Total][1]																						
aluminum	2,000	200	U	**3,620**	U	850	U	160F	U	690	U	240	U	**2,500**	760	840	NA					
antimony	3	50	U	U	U	U	U	U	U	U	U	U	U	U	U	U	NA					
arsenic	25	30	U	U	U	U	U	U	U	U	U	U	U	U	U	U	NA					
barium	1,000	50	**5,970**	**6,050**	**6,700**	**5,700**	**8,500J**	**4,000J**	**10,000 J**	**1,700 J**	**3,900**	**4,100**	**4,300**	**4,800**	360	360	NA					
berylium	3	4	U	U	U	U	U	U	U	U	U	U	U	U	U	U	NA					
boron, Total	1,000	10	NA	NA	NA	NA	NA	NA	NA	NA	NA	NA	NA	NA	NA	NA	NA					
cadmium	5	5	U	U	U	U	U	U	U	U	U	U	U	U	U	U	NA					
calcium	--	1,100	309,000	311,000	370,000	360,000	330,000	290,000	420,000 J	300,000 J	270,000	290,000	290,000	300,000	210,000	210,000	NA					
chromium	50	10	U	12.6	6.9 F	11	U	6.2F	U	13	U	5.1 F	U	24	U	5.6 F	NA					
cobalt	--	60	U	U	U	U	U	U	U	U	U	U	U	U	U	U	NA					
copper	200	10	U	19.4	U	U	U	U	U	U	U	U	U	9.5 F	U	U	NA					
iron	300	200	U	**7,770**	U	**1,200**	U	240	U	**660**	U	110 F	U	**4,300**	U	170 F	NA					
lead	25	25	U	U	U	U	U	U	U	U	U	U	U	U	U	U	NA					
magnesium	35,000	1,000	30,000	**32,900**	**45,000**	**37,000**	**70,000F**	**19,000F**	**85,000 F**	4,100 J	2,300	9,300	26,000	**37,000**	U	250 F	NA					
manganese	300	10	5.68 F	170	U	140	140J	79J	190 J	30 J	U	19	U	**310**	U	4.2 F	NA					
molybdenum	--	15	3.63 F	5.01 F	U	U	U	3.1F	U	3.9 F	3.4 F	3.8 F	U	U	U	U	NA					
nickel	100	20	U	11.9 F	U	3.4 F	U	2.2F	U	6.1 F	U	2.0 F	U	17 F	U	U	NA					
potassium	--	1,000	62,800	61,700	65,000	54,000	62,000F	37,000F	74,000 F	21,000 F	42,000	46,000	39,000	43,000	9,200	9,000	NA					
selenium	10	30	U	U	U	U	U	U	U	U	U	U	U	U	U	U	NA					
silver	50	10	U	U	U	U	U	U	U	U	U	U	U	U	U	U	NA					
sodium	20,000	1,000	**2,920,000**	**2,890,000**	**3,300,000**	**2,800,000**	**3,800,000J**	**1,800,000J**	**4,400,000 J**	**760,000 J**	**1,900,000**	**2,100,000**	**1,900,000**	**2,100,000 ♦**	**170,000**	**160,000**	NA					
thallium	0.5	80	**16.8 F**	**24.7 F**	U	U	U	U	U	U	U	**6.0 F**	U	U	U	U	NA					
vanadium	--	10	U	6.94 F	U	2.0 F	U	U	U	1.3 F	U	U	U	5.2 F	U	U	NA					
zinc	2,000	20	24.7 B	62.6 B	U	U	26F	43	U	13 F	15 F	15 F	11 F	25	11 F	6.5 F	NA					
PCBs (µg/L) [Filtered/Unfiltered]																						
aroclor 1242	0.09	0.5	UJ		U	U	NA		U	U	U	U	NA		NA		NA					
aroclor 1248	0.09	0.5	**0.255 F**		U	U	NA		U	U	U	U	NA		NA		NA					
Leachate Indicators (mg/L)																						
alkalinity, Total	--	10	NA		NA		NA		NA		NA		NA		NA		38					
ammonia	2	0.2	NA		NA		NA		NA		NA		NA		NA		**23**					
BOD5	--	2.4	NA		NA		NA		NA		NA		NA		NA		U					
bromide	2	0.5	NA		NA		NA		NA		NA		NA		NA		**67**					
COD	--	5	NA		NA		NA		NA		NA		NA		NA		120					
chloride	250	1	NA		NA		NA		NA		NA		NA		NA		**6,500**					
color	15	5	NA		NA		NA		NA		NA		NA		NA		U					
cyanide	200	0.02	NA		NA		NA		NA		NA		NA		NA		NA					
hardness, Total	--	1	NA		NA		NA		NA		NA		NA		NA		1,400					
nitrate	10	1	NA		NA		NA		NA		NA		NA		NA		U					
TKN	1	1	NA		NA		NA		NA		NA		NA		NA		**18**					
sulfate	250	1	NA		NA		NA		NA		NA		NA		NA		2.4 F					
TDS	500	10	NA		NA		NA		NA		NA		NA		NA		**10,000**					
TOC	--	1	NA		NA		NA		NA		NA		NA		NA		0.55 F					
phenolics, Total	--	0.005	NA		NA		NA		NA		NA		NA		NA		NA					

For notes, please refer to the end of the tables section.

Table 5-1
Groundwater and Surface Water Sampling Results (continued)

Location of Well	NYSDEC Class GA Groundwater Standards	Reporting Limit	MW49D07												
Date of Collection			1/9/1999[5]	2/3/2003	6/17/2003	9/8/2003	12/1/2003	3/29/2004	6/21/2004	9/14/2004	12/10/2004	3/31/2005	6/20/2005	9/6/2005	12/12/2005
Sample ID No.			MW49D0706AB	MW49D0709AA	MW49D0705BB	LF5M49D0707CA	MW49D0704DA	MW49D0704EA	M49D0705FA	M49D0705GA	M49D0705HA	M49D0705IA	M49D0705JA	M49D0705KA	M49D0705LA
Depth to Water (ft)			5.55	4.90	4.87	7.48	4.08	3.85	4.47	4.88	4.91	5.80	4.79	5.11	4.65
VOCs (µg/L)															
1,2,3-trichlorobenzene	5	1	NA	U	U	NA	NA	U	NA	NA	NA	U	NA	NA	NA
1,2,4-trichlorobenzene	5*	1	NA	U	U	NA	NA	U	NA	NA	NA	U	NA	NA	NA
1,2,4-trimethylbenzene	5*	1	NA	0.06 M	U	NA	NA	U	NA	NA	NA	U	NA	NA	NA
1,3,5-trimethylbenzene	5*	1	NA	0.06 M	U	NA	NA	U	NA	NA	NA	U	NA	NA	NA
4-chlorotoluene	5*	1	NA	U	U	NA	NA	U	NA	NA	NA	U	NA	NA	NA
acetone	50	10	5.5 F	U	U	NA	NA	U	NA	NA	NA	1.9 F	NA	NA	NA
carbon disulfide	1,000	0.5	U	U	U	NA	NA	U	NA	NA	NA	U	NA	NA	NA
chlorobenzene	5*	0.5	U	U	U	NA	NA	U	NA	NA	NA	U	NA	NA	NA
chloroform	7	0.3	U	U	U	NA	NA	U	NA	NA	NA	U	NA	NA	NA
naphthalene	10	1	0.06 F	U	U	NA	NA	U	NA	NA	NA	U	NA	NA	NA
o-xylene	5*	1	NA	U	U	NA	NA	U	NA	NA	NA	U	NA	NA	NA
styrene	50*	1	NA	0.05 M	U	NA	NA	U	NA	NA	NA	U	NA	NA	NA
toluene	5*	1	U	0.40 F	U	NA	NA	U	NA	NA	NA	U	NA	NA	NA
vinyl acetate	--	5	NA	1.06 M	U	NA	NA	U	NA	NA	NA	U	NA	NA	NA
Metals (µg/L) [Dissolved / Total][1]															
aluminum	2,000	200	**13,220**	U	368	1,300	**2,100**	1,270	**5,640**	**11,100**	**4,630**	1,080	**2,580**	**5,100**	**13,200**
antimony	3	50	U	U	U	U	U	U	U	U	U	U	U	U	U
arsenic	25	30	9 F	U	U	U	U	U	U	U	U	3 F	U	U	5 F
barium	1,000	50	192.3	151.8	**6,410**	171	208	192	199	236	198	164	172	186	230
berylium	3	4	0.4 F	U	0.60 F	U	U	U	U	U	U	U	U	U	0.7 F
boron, Total	1,000	10	78 F	U	438	NA	NS	19.9	NA	NA	NA	19.5	NA	NA	NA
cadmium	5	5	2.8 F	U	U	U	U	U	U	U	U	U	U	U	U
calcium	--	1,100	103,330	91,608.3	266,000	97,700	97,200	95,200	102,000	114,000	101,000	89,500	93,200	95,900	115,000
chromium	50	10	18	2.2 F	17.7	U	2.8 F	U	7.5 F	12.9	6 F	1.5 F	2.7 F	5.8 F	15.4
cobalt	--	60	6.5	U	2.8 F	U	U	U	3.2 F	6.1 F	1.5 F	U	1.2 F	3.4 F	7.5 F
copper	200	10	14	U	15.5	U	4.1 F	U	15.8	20.7	6.1 F	1.8 F	U	10.3	24.9
iron	300	200	**18,178**	**3,634.1**	**646**	**1,420**	**8,310**	**7,330**	**8,620**	**15,000**	**8,110**	**3,190**	**1,840**	**7,760**	**18,700**
lead	25	25	10.0 F	U	U	U	U	U	3.8 F	6.1 F	U	U	U	2.6 F	6.5 F
magnesium	35,000	1,000	31,652	27,269.3	**60,800**	26,300	26,900	25,800	30,000	**35,200**	26,900	21,800	23,600	23,600	30,500
manganese	300	10	**1,147.7**	**318.3**	**407**	264	**833**	**645**	**542**	**747**	**564**	**830**	**305**	**446**	**700**
molybdenum	--	15	U	4.9 F	9.2 F	U	U	U	U	U	U	0.8 F	U	U	U
nickel	100	20	14	U	59.3	U	U	U	5.4 F	13.4 F	4.4 F	1.5 F	1.8 F	7 F	17 F
potassium	--	1,000	31,652	843.5 F	38,200	1,760	1,990	1,530	2,950	4,920	2,500	1,460	1,960	2,480	5,100
selenium	10	30	U	**10.6 F**	U	U	U	U	U	U	U	U	U	U	U
silver	50	10	U	U	U	U	U	U	U	U	U	U	U	U	U
sodium	20,000	1,000	7,950	1,660.6	**2,440,000**	1,510	1,800	1,230	3,200	2,500	2,420	2,390	2,980	1,930	2,380
thallium	0.5	80	U	U	**6.2 F**	U	U	U	U	U	U	U	U	U	U
vanadium	--	10	28	1.7 F	U	3 F	4.5 F	2.8 F	10	19	7.7 F	2 F	4.3 F	8.2 F	22.2
zinc	2,000	20	45	8.2 F	28	U	13.1 F	7.3 F	20.3	40.1	18.6 F	8.1 F	4.9 F	25.1	37.5
PCBs (µg/L) [Filtered/Unfiltered]															
aroclor 1242	0.09	0.5	NA	U	U	U	U	U	U	U	U	U	NA	NA	NA
aroclor 1248	0.09	0.5	NA	U	U	U	U	U	U	U	U	U	NA	NA	NA
Leachate Indicators (mg/L)															
alkalinity, Total	--	10	296	295	273	296	331	288	264	90.2	181	270	270	280	299
ammonia	2	0.2	U	U	U	U	U	U	0.029 F	0.064	0.046 F	0.062	U	0.052	U
BOD5	--	2.4	2.40 UJ	U	U	U	U	U	U	U	U	U	U	U	U
bromide	2	0.5	U	U	U	U	U	U	U	U	U	U	U	U	0.19 F
COD	--	5	8.7	19.38	24.2	U	12 B	40	16.4	U	U	37.3	U	13.3	3.1 F
chloride	250	1	6.78 F	3.0623	1.8	1.9	2.3	0.41 F	2.1	5.4	4.8	1.9	2.3	4	7.5
color	15	5	10 J	10	**120**	NA	NA	**80**	NA	NA	NA	**400 F**	NA	NA	NA
cyanide	200	0.02	U	U	U	NA	NA	U	NA	NA	NA	U	NA	NA	NA
hardness, Total	--	1	12	271.88	960	421	430	352	348	480	360	308	328	390	620
nitrate	10	1	0.19 UJ	U	U	U	U	U	0.027 F	U	0.030 F	U	U	U	U
TKN	1	1	U	U	0.46	0.74	0.29	0.50	U	0.56	0.58 B	0.46 B	0.2	0.62	0.91 B
sulfate	250	1	29.60 F	26.8659	30.4	27.9	29.8	27.6	30.2	35.9	43.3	44.2	39.7	33.1	40.7
TDS	500	10	355	278	353	358	364	333	372	411	372	317	346	370	419
TOC	--	1	5.09	4.53	2.9	3.7	4	2.7	2.7	3.8	5.2	4.8	5.3	4.6	3.5
phenolics, Total	--	0.005	0.00236 UJ	U	U	U	U	U	U	U	0.0097 F	U	0.0070 F	U	U

For notes, please refer to the end of the tables section.

Table 5-1
Groundwater and Surface Water Sampling Results (continued)

Location of Well	NYSDEC Class GA Groundwater Standards	Reporting Limit	MW49D07																			
Date of Collection			3/9/2006	9/12/2006		3/28/2007		9/24/2007		3/27/2008		9/15/2008		4/7/2009		3/25/2010		6/9/2011				
Sample ID No.			M49D0705MA	M49D0705NA		M49D0703OA		MW49D0705PA		MW49D0705QA		MW49D0705RA		MW49DO704SA		MW49D0704TA		MW49D0704UA				
Depth to Water (ft)			4.78	4.89		3.32		5.15		3.69		4.79		3.71		4.07		3.93				
VOCs (µg/L)																						
1,2,3-trichlorobenzene	5	1	U	NA		NA		NA		NA		NA		NA		NA		NA				
1,2,4-trichlorobenzene	5*	1	U	NA		NA		NA		NA		NA		NA		NA		NA				
1,2,4-trimethylbenzene	5*	1	U	NA		NA		NA		NA		NA		NA		NA		NA				
1,3,5-trimethylbenzene	5*	1	U	NA		NA		NA		NA		NA		NA		NA		NA				
4-chlorotoluene	5*	1	U	NA		NA		NA		NA		NA		NA		NA		NA				
acetone	50	10	U	NA		NA		NA		NA		NA		NA		NA		NA				
carbon disulfide	1,000	0.5	U	NA		NA		NA		NA		NA		NA		NA		NA				
chlorobenzene	5*	0.5	U	NA		NA		NA		NA		NA		NA		NA		NA				
chloroform	7	0.3	U	NA		NA		NA		NA		NA		NA		NA		NA				
naphthalene	10	1	U	NA		NA		NA		NA		NA		NA		NA		NA				
o-xylene	5*	1	U	NA		NA		NA		NA		NA		NA		NA		NA				
styrene	50*	1	U	NA		NA		NA		NA		NA		NA		NA		NA				
toluene	5*	1	U	NA		NA		NA		NA		NA		NA		NA		NA				
vinyl acetate	--	5	U	NA		NA		NA		NA		NA		NA		NA		NA				
Metals (µg/L) [Dissolved / Total][1]																						
aluminum	2,000	200	**4,150**	U	**2,180**	U	**3,300**	U	**3,400**	44 F	940	U	900	U	440	U	610	NA				
antimony	3	50	U	U	U	U	U	U	U	U	U	U	U	U	U	U	U	NA				
arsenic	25	30	U	U	U	U	U	U	U	U	U	U	U	U	U	U	U	NA				
barium	1,000	50	184	155	172	150	170	170	210	190	220	210	240	200	240	190	190	NA				
berylium	3	4	U	U	U	U	U	U	U	0.11 F	U	U	U	U	U	U	U	NA				
boron, Total	1,000	10	24.2	NA	NA	NA	NA	NA	NA	NA	NA	NA	NA	NA	NA	NA	NA	NA				
cadmium	5	5	U	U	U	U	U	U	U	U	U	U	U	U	U	U	U	NA				
calcium	--	1,100	99,400	90,700	92,100	93,000	99,000	100,000	120,000	110,000	110,000	130,000	150,000	100,000	110,000	96,000	96,000	NA				
chromium	50	10	5.3 F	U	3.85 F	2.9 F	7.2 F	3F	6.7F	2.5 F	3.1 F	2.9 F	4.3 F	U	2.9 F	U	U	NA				
cobalt	--	60	2.1 F	U	U	U	U	U	U	U	U	U	U	U	U	U	U	NA				
copper	200	10	5.9 F	U	3.05 F	U	5.3 F	U	4.9F	U	U	U	U	U	U	U	U	NA				
iron	300	200	**4,840**	65.8 F	**2,890**	U	**3,900**	10F	**5,100**	13 F	**3,900**	**420**	**2,000**	8.4 F	**2,100**	27 F	**1,100**	NA				
lead	25	25	U	U	U	U	U	U	U	U	U	U	U	U	U	U	U	NA				
magnesium	35,000	1,000	23,800	20,600	20,900	20,000	22,000	22,000	26,000	25,000	25,000	28,000	32,000	22,000	24,000	22,000	22,000	NA				
manganese	300	10	**379**	242	**316**	180	**550**	**330**	**440**	**310**	**970**	**590**	**870**	290	**590**	260	**390**	NA				
molybdenum	--	15	U	U	U	U	U	U	U	U	U	U	U	U	U	U	U	NA				
nickel	100	20	4.3 F	U	2.78 F	U	3.0 F	U	4.6F	U	U	U	1.4 F	U	U	U	U	NA				
potassium	--	1,000	2,390	924 F	1,740	1,100	2,300	1,200	2,300	1,200	1,400	1,300	1,700	1,200	1,400	1,400	1,600	NA				
selenium	10	30	U	U	U	U	U	U	U	U	U	U	U	U	U	U	U	NA				
silver	50	10	U	U	U	U	U	U	U	U	U	0.97 F	U	U	U	U	U	NA				
sodium	20,000	1,000	3,190	3,250 B	3,120 B	3,900	4,200	4,400	5,000	7,500	7,000	7,100	8,000	**20,000**	**25,000**	**22,000**	**22,000**	NA				
thallium	0.5	80	U	U	U	U	U	U	U	U	U	U	U	U	U	U	U	NA				
vanadium	--	10	7.1 F	U	4.18 F	U	5.9 F	U	5.8F	U	1.9 F	U	1.8 F	U	U	U	U	NA				
zinc	2,000	20	13.5 F	35.8 B	35.2 B	U	12 F	U	15F	9.5 F	14 F	15 F	14 F	13 F	15 F	42 F	6.4 F	NA				
PCBs (µg/L) [Filtered/Unfiltered]																						
aroclor 1242	0.09	0.5	U	NA		NA		NA		NA		NA		NA		NA		NA				
aroclor 1248	0.09	0.5	U	NA		NA		NA		NA		NA		NA		NA		NA				
Leachate Indicators (mg/L)																						
alkalinity, Total	--	10	267	NA		NA		NA		NA		NA		NA		NA		370				
ammonia	2	0.2	0.023 F	NA		NA		NA		NA		NA		NA		NA		0.14				
BOD5	--	2.4	U	NA		NA		NA		NA		NA		NA		NA		U				
bromide	2	0.5	U	NA		NA		NA		NA		NA		NA		NA		U				
COD	--	5	22.9	NA		NA		NA		NA		NA		NA		NA		9.3 F				
chloride	250	1	4.7	NA		NA		NA		NA		NA		NA		NA		13				
color	15	5	**140**	NA		NA		NA		NA		NA		NA		NA		U				
cyanide	200	0.02	0.0052 F	NA		NA		NA		NA		NA		NA		NA		NA				
hardness, Total	--	1	370	NA		NA		NA		NA		NA		NA		NA		360				
nitrate	10	1	U	NA		NA		NA		NA		NA		NA		NA		U				
TKN	1	1	0.58 B	NA		NA		NA		NA		NA		NA		NA		0.79 F				
sulfate	250	1	39.8	NA		NA		NA		NA		NA		NA		NA		18				
TDS	500	10	334	NA		NA		NA		NA		NA		NA		NA		390				
TOC	--	1	4.3	NA		NA		NA		NA		NA		NA		NA		5.3				
phenolics, Total	--	0.005	U	NA		NA		NA		NA		NA		NA		NA		NA				

For notes, please refer to the end of the tables section.

Table 5-1
Groundwater and Surface Water Sampling Results

Location of Well	NYSDEC Class A Surface Water Standards	Reporting Limit	LF5SW-1												
Date of Collection			2/6/2003	6/16/2003	9/8/2003	12/1/2003	3/26/2004	6/18/2004	9/13/2004	12/13/2004	3/30/2005	6/20/2005	9/6/2005	12/12/2005	3/9/2006
Sample ID No.			LF5SW0101AA	LF5SW0100BA	LF5SW0101CA	LF5SW0101DA	LF5SW0101EA	LF5SW0101FA	LF5SW0101GA	LF5SW0101HA	LF5SW0101IA	LF5SW0101JA	LF5SW0101KA	LF5SW0101LA	LF5SW0101MA
Depth to Water (ft)			Surface	Surface	Surface	Surface	Surface	Surface	Surface	Surface	Surface	Surface	Surface	Surface	Surface
VOCs (µg/L)															
1,2,4-trimethylbenzene	5	1	U	U	NA	NA	U	NA	NA	NA	U	NA	NA	NA	U
1,2-dichlorobenzene	3	1	U	U	NA	NA	U	NA	NA	NA	1.7	NA	NA	NA	U
1,3,5-trimethylbenzene	5	1	U	U	NA	NA	U	NA	NA	NA	U	NA	NA	NA	U
1,4-dichlorobenzene	3	0.5	U	U	NA	NA	U	NA	NA	NA	0.96	NA	NA	NA	U
acetone	50	10	U	U	NA	NA	U	NA	NA	NA	3.5 F	NA	NA	NA	U
benzene	1	0.1	0.13 F	U	NA	NA	U	NA	NA	NA	U	NA	NA	NA	U
chlorobenzene	5	0.5	0.45 F	0.52	NA	NA	0.26 F	NA	NA	NA	**6.7**	NA	NA	NA	0.53
chloroform	7	0.3	0.17 F	U	NA	NA	0.29 F	NA	NA	NA	0.29 F	NA	NA	NA	U
naphthalene	10	1	U	U	NA	NA	U	NA	NA	NA	0.21 F	NA	NA	NA	U
trichloroethene	5	1	0.31 F	U	NA	NA	0.26 F	NA	NA	NA	0.27 F	NA	NA	NA	U
toluene	5	1	0.10 F	U	NA	NA	U	NA	NA	NA	U	NA	NA	NA	U
vinyl acetate	--	5	UJ	U	NA	NA	U	NA	NA	NA	U	NA	NA	NA	U
Metals (µg/L) [Dissolved / Total][1]															
aluminum	100	200	U	**508**	42.9 F	**111 F**	**202**	U	U	379	**102**	**137 F**	U	**441**	50.2 F
antimony	3	50	U	U	U	U	U	U	U	U	U	U	U	U	U
arsenic	50	30	U	U	U	U	U	U	U	U	U	U	U	U	U
barium	1,000	50	44.5 F	60.2	57.8	37.6 F	34.6 F	49.9 F	48.2 F	32.7 F	41.7 F	46.5 F	49.8 F	48.8 F	48.3 F
berylium	3	4	U	U	0.3 F	U	U	U	U	U	U	U	U	U	U
boron, Total	1,000	110	U	67.5 B	NA	NS	17.8	NA	NA	NA	24.2	NA	NA	NA	25.8
cadmium	5	5	U	U	U	U	U	U	U	U	U	U	U	U	U
calcium	--	1,100	95,594.8	101,000	112,000	68,800	85,900	111,000	102,000	77,800	120,000	142,000	131,000	117,000	117,000
chromium	50	10	U	2.5 F	U	U	U	1.1 F	U	U	0.8 F	U	U	U	0.9 F
cobalt	5	60	U	U	U	U	U	U	U	U	U	U	U	U	U
copper	200	10	U	3.9 F	U	2.5 F	U	4.2 F	2 F	3.1 F	U	3.3 F	U	2.4 F	U
iron	300	200	78.6 F	**991**	58.4 F	232	298	98.1 F	139 F	**442**	166 F	**472**	237	**622**	241
lead	50	25	U	6.2 F	U	U	U	U	U	U	U	U	U	U	U
magnesium	35,000	1,000	15,486.9	16,500	18,500	9,380	11,800	16,900	15,500	9,510	14,900	18,900	20,100	16,500	17,200
manganese	300	10	62.8	164	71.8	68.3	64.9	65.2	71.4	139	**326**	**758**	**559**	**446**	**432**
molybdenum	--	15	3.9 F	U	U	U	U	2.1 F	U	2.6 F	2 F	6.2 F	U	U	U
nickel	100	20	U	U	U	U	U	U	U	U	U	1.7 F	U	U	U
potassium	--	1,000	1,492.5	2,180	2,050	2,080	1,880	2,210	2,230	1,980 F	2,500	3,370	2,440	2,680	2,280
selenium	10	30	U	U	U	U	U	U	U	U	U	U	U	U	U
silver	50	10	U	U	U	U	U	U	U	U	U	U	U	U	U
sodium	--	1,000	90,342	76,300	94,000	199,000	88,200	98,400	92,400	98,500	110,000	101,000	109,000	102,000	110,000
thallium	0.5	80	U	U	U	U	U	U	U	U	U	U	U	U	U
vanadium	--	10	U	3.9 F	U	U	U	U	U	3.3 F	2.5 F	1.9 F	U	1.7 F	U
zinc	2,000	20	14.5 F	U	U	27.3	10.7 F	12.1 F	U	12.4 F	10 F	7.4 F	5.1 F	9.4 F	6.6 F
Leachate Indicators (mg/L)															
alkalinity, Total	--	10	232	222	254	166	172	222	241	163	207	262	285	241	230
ammonia	2	0.2	U	U	0.092 B	U	U	U	0.037	0.13	U	0.076 F	0.024 F	0.029 F	0.025 F
BOD5	--	2.4	U	7.1 B	U	U	U	U	U	U	U	U	U	2.5	U
bromide	2	0.5	U	U	U	U	U	U	U	U	U	U	U	6.6	U
COD	--	5	U	U	U	U	U	U	U	U	U	9.3 F	U	U	U
chloride	250	1	160.3862	148	163	**300**	195	192	172	209	**274**	250	218	180	224
color	15	5	U	10	NA	NA	**20**	NA	NA	NA	15 J	NA	NA	NA	5
cyanide	200	0.02	0.00173 F	U	NA	NA	U	NA	NA	NA	U	NA	NA	NA	0.0084 F
fluoride	1	1.5													
hardness, Total	--	1	298.07	451	295	280	276	300	340	288	344	432	470	410	440
nitrate	10	1	1.4562	1	1.2	1.6	1.2	1.4	1.1	0.96 F	1.1	0.5 F	0.35 F	U	1.1
TKN	1	1	0.56	0.43	0.37	0.5	0.16 F	0.34 B	U	0.74	0.32	0.72	0.55	0.63 B	U
sulfate	250	1	42.954	48.8	46.8	29.3	33	43	0.14 F	53.1	62.6	99	67.8	58.6	53.6
TDS	500	10	**559**	**577**	**641**	**712**	**536**	**657**	**598**	**535**	**665**	**813**	**771**	**684**	**677**
TOC	--	1	1.01	1.2	1.1	1.4	1.1	0.85 F	0.75 F	2.3	1.8	3.4	2	0.57 F	0.85 F
phenolics, Total	--	0.005	U	U	U	U	0.0048 F	U	U	U	U	0.011	0.017	U	U

For notes, please refer to the end of the tables section.

Table 5-1
Groundwater and Surface Water Sampling Results

Location of Well	NYSDEC Class A Surface Water Standards	Reporting Limit	LF5SW-1																			
Date of Collection			9/12/2006		3/28/2007		9/24/2007		3/27/2008		9/15/2008		4/7/2009		3/25/2010		6/10/2011					
Sample ID No.			LF5SW0101NA		LF5SW0101OA		LF5SW0101PA		LF5SW0101QA		LF5SW0101RA		LF5SW0101SA		LF5SW0101TA		LF5SW0101UA					
Depth to Water (ft)			Surface		Surface		Surface		Surface		Surface		Surface		Surface		Surface					
VOCs (µg/L)																						
1,2,4-trimethylbenzene	5	1	NA		NA		NA		NA		NA		NA		NA		NA					
1,2-dichlorobenzene	3	1	NA		NA		NA		NA		NA		NA		NA		NA					
1,3,5-trimethylbenzene	5	1	NA		NA		NA		NA		NA		NA		NA		NA					
1,4-dichlorobenzene	3	0.5	NA		NA		NA		NA		NA		NA		NA		NA					
acetone	50	10	NA		NA		NA		NA		NA		NA		NA		NA					
benzene	1	0.1	NA		NA		NA		NA		NA		NA		NA		NA					
chlorobenzene	5	0.5	NA		NA		NA		NA		NA		NA		NA		NA					
chloroform	7	0.3	NA		NA		NA		NA		NA		NA		NA		NA					
naphthalene	10	1	NA		NA		NA		NA		NA		NA		NA		NA					
trichloroethene	5	1	NA		NA		NA		NA		NA		NA		NA		NA					
toluene	5	1	NA		NA		NA		NA		NA		NA		NA		NA					
vinyl acetate	--	5	NA		NA		NA		NA		NA		NA		NA		NA					
Metals (µg/L) [Dissolved / Total][1]																						
aluminum	100	200	U	51.1 F	U	70 F	U	**110 F**	**200 B**	U	48 F	96 F	U	**170 F**	U	96 F	NA					
antimony	3	50	U	U	U	U	U	U	U	U	U	U	U	U	U	U	NA					
arsenic	50	30	U	U	U	U	U	U	U	U	U	U	U	U	U	U	NA					
barium	1,000	50	36.4 F	37 F	37 F	37 F	53	56	37 F	38 F	68	85	38 F	41 F	48 F	50	NA					
berylium	3	4	U	U	U	U	U	U	U	U	U	U	U	U	U	U	NA					
boron, Total	1,000	110	NA	NA	NA	NA	NA	NA	NA	NA	NA	NA	NA	NA	NA	NA	NA					
cadmium	5	5	U	U	U	U	U	U	U	U	U	U	U	U	U	U	NA					
calcium	--	1,100	109,000	107,000	96,000	95,000	110,000	110,000	97,000	100,000	110,000	120,000	91,000	90,000	100,000	100,000	NA					
chromium	50	10	U	U	3.2 F	2.0 F	2.1 F	1.5 F	U	U	2.2 F	U	U	U	U	U	NA					
cobalt	5	60	U	U	U	U	U	U	U	U	U	U	U	U	U	U	NA					
copper	200	10	U	U	U	U	U	U	U	U	U	U	U	U	U	U	NA					
iron	300	200	25.8	**319**	6.3 F	180 F	24 F	280	13 F	160 F	29 F	**510**	120 F	**500**	93 F	**330**	NA					
lead	50	25	U	U	U	U	U	U	U	U	U	U	U	U	U	U	NA					
magnesium	35,000	1,000	17,600	17,600	13,000	12,000	17,000	18,000	14,000	14,000	18,000	19,000	13,000	12,000	15,000	16,000	NA					
manganese	300	10	250	249	120	130	**370**	**390**	120	120	**470**	**500**	180	160	150	210	NA					
molybdenum	--	15	U	U	U	U	U	U	U	U	U	U	U	U	U	U	NA					
nickel	100	20	U	U	U	U	U	U	U	U	U	U	U	U	U	U	NA					
potassium	--	1,000	1,910	1,970	2,000	2,000	2,000	2,000	2,000	2,000	2,200	2,300	1,900	1,900	2,000	2,200	NA					
selenium	10	30	U	U	U	U	U	U	U	U	U	U	U	U	U	U	NA					
silver	50	10	U	U	U	U	U	U	U	U	U	U	U	U	U	U	NA					
sodium	--	1,000	97,700	99,200	110,000	110,000	110,000	110,000	99,000	100,000	98,000	110,000	90,000	90,000	98,000	96,000	NA					
thallium	0.5	80	U	U	U	U	U	U	U	U	U	U	U	U	U	U	NA					
vanadium	--	10	U	U	U	U	U	U	U	U	U	1.1 F	U	U	U	U	NA					
zinc	2,000	20	25.8 B	22.5 B	6.3 F	7.6 F	2.7 B	5.2 F	16 F	24 B	17 F	17 F	19 F	23	12 F	14 F	NA					
Leachate Indicators (mg/L)																						
alkalinity, Total	--	10	NA		NA		NA		NA		NA		NA		NA		200					
ammonia	2	0.2	NA		NA		NA		NA		NA		NA		NA		0.14					
BOD5	--	2.4	NA		NA		NA		NA		NA		NA		NA		U					
bromide	2	0.5	NA		NA		NA		NA		NA		NA		NA		U					
COD	--	5	NA		NA		NA		NA		NA		NA		NA		9.0 F					
chloride	250	1	NA		NA		NA		NA		NA		NA		NA		140					
color	15	5	NA		NA		NA		NA		NA		NA		NA		U					
cyanide	200	0.02	NA		NA		NA		NA		NA		NA		NA		NA					
fluoride	1	1.5							NA		NA		NA		NA		0.086 F					
hardness, Total	--	1	NA		NA		NA		NA		NA		NA		NA		260					
nitrate	10	1	NA		NA		NA		NA		NA		NA		NA		0.8					
TKN	1	1	NA		NA		NA		NA		NA		NA		NA		0.53 F					
sulfate	250	1	NA		NA		NA		NA		NA		NA		NA		33					
TDS	500	10	NA		NA		NA		NA		NA		NA		NA		500					
TOC	--	1	NA		NA		NA		NA		NA		NA		NA		1.6					
phenolics, Total	--	0.005	NA		NA		NA		NA		NA		NA		NA		NA					

For notes, please refer to the end of the tables section.

Table 5-1
Groundwater and Surface Water Sampling Results

Location of Well	NYSDEC Class A Surface Water Standards	Reporting Limit	LF5SW-2												
Date of Collection			2/6/2003	6/16/2003	9/8/2003	12/1/2003	3/26/2004	6/18/2004	9/13/2004	12/13/2004	3/30/2005	6/20/2005	9/6/2005	12/12/2005	3/9/2006
Sample ID No.			LF5SW0201AA	LF5SW0201BA	LF5SW0201CA	LF5SW0201DA	LF5SW0201EA	LF5SW0201FA	LF5SW0201GA	LF5SW0201HA	LF5SW0201IA	LF5SW0201JA	LF5SW0201KA	LF5SW0201LA	LF5SW0201MA
Depth to Water (ft)			Surface	Surface	Surface	Surface	Surface	Surface	Surface	Surface	Surface	Surface	Surface	Surface	Surface
VOCs (µg/L)															
1,2,4-trimethylbenzene	5	1	U	U	NA	NA	U	NA	NA	NA	0.47 F	NA	NA	NA	U
1,2-dichlorobenzene	3	1	U	U	NA	NA	U	NA	NA	NA	**4.3**	NA	NA	NA	0.82 F
1,3,5-trimethylbenzene	5	1	U	U	NA	NA	U	NA	NA	NA	0.78 F	NA	NA	NA	U
1,4-dichlorobenzene	3	0.5	U	U	NA	NA	U	NA	NA	NA	2.1	NA	NA	NA	0.41 F
acetone	50	10	U	U	NA	NA	U	NA	NA	NA	12	NA	NA	NA	2.8 F
benzene	1	0.1	**2.79**	0.34 F	NA	NA	**2.2**	NA	NA	NA	**3.5**	NA	NA	NA	0.62
chlorobenzene	5	0.5	2.55	1.3	NA	NA	1.8	NA	NA	NA	**22**	NA	NA	NA	**5.5**
chloroform	7	0.3	0.15 F	U	NA	NA	0.29 F	NA	NA	NA	U	NA	NA	NA	U
naphthalene	10	1	U	U	NA	NA	U	NA	NA	NA	U	NA	NA	NA	U
trichloroethene	5	1	0.25 F	U	NA	NA	0.28 F	NA	NA	NA	U	NA	NA	NA	U
toluene	5	1	0.13 F	U	NA	NA	U	NA	NA	NA	U	NA	NA	NA	U
vinyl acetate	--	5	UJ	U	NA	NA	U	NA	NA	NA	U	NA	NA	NA	U
Metals (µg/L) [Dissolved / Total][1]															
aluminum	100	200	U	70.4 F	25.5 F	**139 F**	**229**	U	**115 F**	**290**	**786**	**224**	U	**166 F**	37.8 F
antimony	3	50	U	U	U	U	U	U	U	U	U	U	U	U	U
arsenic	50	30	U	U	U	U	U	U	U	U	U	U	U	U	U
barium	1,000	50	44.8 F	51.1	58.3	37.6 F	34.6 F	48.0 F	57.2	43.5 F	50.5	43.7 F	45.4 F	42.5 F	47.7 F
berylium	3	4	U	U	U	U	U	U	U	U	U	U	U	U	U
boron, Total	1,000	110	U	63.6 B	NA	NS	18.3	NA	NA	NA	74.2	NA	NA	NA	23
cadmium	5	5	U	U	U	U	U	U	U	U	U	U	U	U	U
calcium	--	1,100	95,166.7	98,200	113,000	69,900	84,300	104,000	112,000	91,000	203,000	127,000	123,000	110,000	114,000
chromium	50	10	1.0 F	U	U	U	U	U	U	U	1 F	U	U	U	1.1 F
cobalt	5	60	U	U	U	U	U	U	U	U	1.4 F	U	U	U	U
copper	200	10	U	U	U	2.8 F	U	3.4 F	2.8 F	3.2 F	8.3 F	3.7 F	U	1.7 F	U
iron	300	200	128.0 F	109 F	50.3 F	215	**382**	119 F	**382**	**540**	**1,320**	**457**	214	288	205
lead	50	25	U	U	U	U	U	U	U	U	U	U	U	U	U
magnesium	35,000	1,000	15,931.8	15,500	19,200	9,510	11,500	16,200	15,900	11,400	12,800	19,200	19,500	15,600	16,900
manganese	300	10	82.3	76.9	82.5	63.6	66.7	67.2	185	244	**495**	**556**	**502**	**340**	**346**
molybdenum	--	15	4.0 F	U	U	U	U	U	3.5 F	3.5 F	19.8	4 F	U	2.9 F	U
nickel	100	20	U	U	U	U	U	U	1.7 F	1.5 F	6.7 F	1.7 F	U	U	U
potassium	--	1,000	1,356.3	2,030	1,990	2,040	1,820	2,070	2,660	2,270	4,540	2,790	2,380	2,650	2,010
selenium	10	30	U	U	U	U	U	U	U	U	U	U	U	U	U
silver	50	10	U	U	U	U	U	U	U	U	U	U	U	U	U
sodium	--	1,000	86,248.3	83,000	94,800	185,000	82,700	90,200	89,400	98,500	34,100	102,000	105,000	102,000	113,000
thallium	0.5	80	U	U	U	U	U	U	U	U	U	U	U	U	U
vanadium	--	10	U	1.7 F	U	U	1.9 F	1.1 F	2.4 F	3.6 F	23.8	1.5 F	U	U	U
zinc	2,000	20	13.5 F	U	U	19 F	11.6 F	11.0 F	7.3 F	11.5 F	6.6 F	8.4 F	4.4 F	6.7 F	8.7 F
Leachate Indicators (mg/L)															
alkalinity, Total	--	10	240	229	258	170	172	224	246	161	184	253	274	233	233
ammonia	2	0.2	U	U	U	U	U	0.1	0.079	0.068	0.2	0.069	0.013 F	U	0.057
BOD5	--	2.4	U	6.9 B	U	U	U	U	U	U	7.5	U	U	U	U
bromide	2	0.5	U	U	U	U	U	U	U	U	0.6	U	U	6.6	U
COD	--	5	U	U	U	U	U	U	U	10.8	29.6	17.1	5.6 F	U	U
chloride	250	1	154.286	155	170	234	178	184	177	195	79.1	241	217	180	230
color	15	5	U	5	NA	NA	**20**	NA	NA	NA	**70 J**	NA	NA	NA	5
cyanide	200	0.02	U	U	NA	NA	0.0086 F	NA	NA	NA	U	NA	NA	NA	U
fluoride	1	1.5	NA	NA	NA	NA	NA	NA	NA	NA	NA	NA	NA	NA	NA
hardness, Total	--	1	298.07	300	400	250	268	296	350	312	594	424	440	460	370
nitrate	10	1	1.1061	1.1	1.1	1.7	1.3	1.3	0.99 F	0.94 F	1.6	0.55 F	0.32 F	U	0.99 F
TKN	1	1	U	0.44	0.43	0.59	0.24	0.40 B	0.21	0.72	**1.3**	0.47	0.51	0.42 B	0.57 B
sulfate	250	1	43.0834	44	46.5	29.6	32.3	42.1	57.6	67.6	**573**	79.1	66.9	61	62
TDS	500	10	**550**	**583**	**633**	**707**	**516**	**631**	**618**	**586**	**874**	**764**	**748**	**706**	**657**
TOC	--	1	1.57	1	1.1	1.5	2.3	0.87 F	2.2	2.9	13.8	2.9	2	0.47 F	1.2
phenolics, Total	--	0.005	U	0.011 B	U	U	U	U	U	U	0.0047 F	0.01	U	U	U

For notes, please refer to the end of the tables section.

Table 5-1
Groundwater and Surface Water Sampling Results

Location of Well	NYSDEC Class A Surface Water Standards	Reporting Limit	LF5SW-2																			
Date of Collection			9/12/2006		3/28/2007		9/24/2007		3/27/2008		9/15/2008		4/7/2009		3/25/2010		6/10/2011					
Sample ID No.			LF5SW0201NA		LF5SW0201OA		LF5SW0201PA		LF5SW0201QA		LF5SW0201RA		LF5SW0201SA		LF5SW0201TA		LF5SW0201UA					
Depth to Water (ft)			Surface		Surface		Surface		Surface		Surface		Surface		Surface		Surface					
VOCs (µg/L)																						
1,2,4-trimethylbenzene	5	1	NA		NA		NA		NA		NA		NA		NA		NA					
1,2-dichlorobenzene	3	1	NA		NA		NA		NA		NA		NA		NA		NA					
1,3,5-trimethylbenzene	5	1	NA		NA		NA		NA		NA		NA		NA		NA					
1,4-dichlorobenzene	3	0.5	NA		NA		NA		NA		NA		NA		NA		NA					
acetone	50	10	NA		NA		NA		NA		NA		NA		NA		NA					
benzene	1	0.1	NA		NA		NA		NA		NA		NA		NA		NA					
chlorobenzene	5	0.5	NA		NA		NA		NA		NA		NA		NA		NA					
chloroform	7	0.3	NA		NA		NA		NA		NA		NA		NA		NA					
naphthalene	10	1	NA		NA		NA		NA		NA		NA		NA		NA					
trichloroethene	5	1	NA		NA		NA		NA		NA		NA		NA		NA					
toluene	5	1	NA		NA		NA		NA		NA		NA		NA		NA					
vinyl acetate	--	5	NA		NA		NA		NA		NA		NA		NA		NA					
Metals (µg/L) [Dissolved / Total][1]																						
aluminum	100	200	U	96.6 F	U	87 F	U	63 F	46 F	51 F	42 F	72 F	U	68 F	U	U	NA					
antimony	3	50	U	U	U	U	U	U	U	U	U	U	U	U	U	U	NA					
arsenic	50	30	U	U	U	U	U	U	U	U	U	U	U	U	U	U	NA					
barium	1,000	50	43.5 F	44.9 F	36 F	37 F	54	56	3.7 F	40 F	63	71	36 F	36 F	49 F	49 F	NA					
berylium	3	4	U	U	U	U	U	U	U	U	U	U	U	U	U	U	NA					
boron, Total	1,000	110	NA	NA	NA	NA	NA	NA	NA	NA	NA	NA	NA	NA	NA	NA	NA					
cadmium	5	5	U	U	U	U	U	U	U	U	U	U	U	U	U	U	NA					
calcium	--	1,100	111,000	110,000	96,000	95,000	110,000	110,000	99,000	100,000	110,000	120,000	89,000	88,000	100,000	100,000	NA					
chromium	50	10	U	2.12 F	3.3 F	2.5 F	1.8 F	1.8 F	U	U	2.3 F	3.0 F	U	U	U	U	NA					
cobalt	5	60	U	U	U	U	U	U	U	U	U	U	U	U	U	U	NA					
copper	200	10	U	U	U	U	U	2.2 F	U	U	U	U	U	U	U	U	NA					
iron	300	200	29.8 F	167 F	8.4 F	190 F	26 F	290	8.7 F	160 F	28 F	**400**	19 F	160 F	67 F	180 F	NA					
lead	50	25	U	U	U	U	U	U	U	U	U	U	U	U	U	U	NA					
magnesium	35,000	1,000	17,600	17,700	12,000	12,000	19,000	19,000	14,000	15,000	19,000	20,000	12,000	12,000	16,000	16,000	NA					
manganese	300	10	198	201	120	120	280	**300**	130	140	**350**	**410**	100	100	160	160	NA					
molybdenum	--	15	U	U	U	U	U	U	U	U	U	U	U	U	U	U	NA					
nickel	100	20	1.58 F	U	U	U	U	U	U	U	U	U	U	U	U	U	NA					
potassium	--	1,000	1,850	1,960	2,100	2,000	2,000	2,100	2,100	2,100	2,200	2,300	1,900	1,900	2,100	2,100	NA					
selenium	10	30	U	U	U	U	U	U	U	U	U	U	U	U	U	U	NA					
silver	50	10	U	U	U	U	U	U	U	U	U	U	U	U	U	U	NA					
sodium	--	1,000	101,000	102,000	110,000	110,000	100,000	100,000	95,000	99,000	100,000	110,000	92,000	90,000	97,000	97,000	NA					
thallium	0.5	80	U	U	U	U	U	U	U	U	U	U	U	U	U	U	NA					
vanadium	--	10	U	U	U	U	U	U	U	U	U	U	U	U	U	U	NA					
zinc	2,000	20	30.5 B	2.62 B	6.2 F	7.6 F	15 F	7.0 F	13 F	22 B	18 F	15 F	19 F	18 F	15 F	13 F	NA					
Leachate Indicators (mg/L)																						
alkalinity, Total	--	10	NA		NA		NA		NA		NA		NA		NA		180					
ammonia	2	0.2	NA		NA		NA		NA		NA		NA		NA		0.16					
BOD5	--	2.4	NA		NA		NA		NA		NA		NA		NA		U					
bromide	2	0.5	NA		NA		NA		NA		NA		NA		NA		U					
COD	--	5	NA		NA		NA		NA		NA		NA		NA		U					
chloride	250	1	NA		NA		NA		NA		NA		NA		NA		120					
color	15	5	NA		NA		NA		NA		NA		NA		NA		U					
cyanide	200	0.02	NA		NA		NA		NA		NA		NA		NA		NA					
fluoride	1	1.5	NA		NA		NA		NA		NA		NA		NA		U					
hardness, Total	--	1	NA		NA		NA		NA		NA		NA		NA		230					
nitrate	10	1	NA		NA		NA		NA		NA		NA		NA		0.71					
TKN	1	1	NA		NA		NA		NA		NA		NA		NA		0.49 F					
sulfate	250	1	NA		NA		NA		NA		NA		NA		NA		32					
TDS	500	10	NA		NA		NA		NA		NA		NA		NA		450					
TOC	--	1	NA		NA		NA		NA		NA		NA		NA		1.8					
phenolics, Total	--	0.005	NA		NA		NA		NA		NA		NA		NA		NA					

For notes, please refer to the end of the tables section.

Table 5-1
Groundwater and Surface Water Sampling Results

Location of Well	NYSDEC Class A Surface Water Standards	Reporting Limit	LF5SW-3												
Date of Collection			2/6/2003	6/16/2003	9/8/2003	12/1/2003	3/26/2004	6/18/2004	9/13/2004	12/13/2004	3/30/2005	6/20/2005	9/6/2005	12/12/2005	3/9/2006
Sample ID No.			LF5SW0301AA	LF5SW0301BA	LF5SW0301CA	LF5SW0301DA	LF5SW0301EA	LF5SW0301FA	LF5SW0301GA	LF5SW0301HA	LF5SW0301IA	LF5SW0301JA	LF5SW0301KA	LF5SW0301LA	LF5SW0301MA
Depth to Water (ft)			Surface	Surface	Surface	Surface	Surface	Surface	Surface	Surface	Surface	Surface	Surface	Surface	Surface
VOCs (µg/L)															
1,2,4-trimethylbenzene	5	1	U	U	NA	NA	U	NA	NA	NA	0.27 F	NA	NA	NA	U
1,2-dichlorobenzene	3	1	U	U	NA	NA	U	NA	NA	NA	2.3	NA	NA	NA	0.44 F
1,3,5-trimethylbenzene	5	1	U	U	NA	NA	U	NA	NA	NA	0.37 F	NA	NA	NA	U
1,4-dichlorobenzene	3	0.5	U	U	NA	NA	U	NA	NA	NA	1.1	NA	NA	NA	U
acetone	50	10	U	U	NA	NA	U	NA	NA	NA	8.4 F	NA	NA	NA	2.7 F
benzene	1	0.1	**1.43**	0.22 F	NA	NA	**1.1**	NA	NA	NA	**1.6**	NA	NA	NA	0.49 F
chlorobenzene	5	0.5	1.35	0.96	NA	NA	1.1	NA	NA	NA	**11**	NA	NA	NA	3.4
chloroform	7	0.3	0.10 F	U	NA	NA	0.22 F	NA	NA	NA	U	NA	NA	NA	U
naphthalene	10	1	U	U	NA	NA	U	NA	NA	NA	0.2 F	NA	NA	NA	U
trichloroethene	5	1	0.18 F	U	NA	NA	0.21 F	NA	NA	NA	U	NA	NA	NA	U
toluene	5	1	0.22 F	U	NA	NA	U	NA	NA	NA	U	NA	NA	NA	U
vinyl acetate	--	5	UJ	U	NA	NA	U	NA	NA	NA	U	NA	NA	NA	U
Metals (µg/L) [Dissolved / Total][1]															
aluminum	100	200	U	**153 F**	52.3 F	**247**	**196 F**	U	**164 F**	**4,280**	**551**	**152 F**	U	**136 F**	63.3 F
antimony	3	50	U	U	U	U	U	U	U	U	U	U	U	U	U
arsenic	50	30	U	U	U	U	U	U	U	U	U	U	U	U	U
barium	1,000	50	48.1 F	59.3	61.8	40.9 F	31.5 F	52.5	64.3	63.9	39.9	42.9 F	45.3 F	40.1 F	49.2 F
berylium	3	4	U	U	U	U	U	U	U	U	U	U	U	U	U
boron, Total	1,000	110	U	61.1 B	NA	NS	15.7	NA	NA	NA	48.7	NA	NA	NA	26.2
cadmium	5	5	U	U	U	U	U	U	U	0.6 F	0.4 F	U	U	U	U
calcium	--	1,100	91,794.4	95,700	110,000	68,000	66,000	102,000	109,000	92,400	129,000	127,000	123,000	105,000	119,000
chromium	50	10	U	U	U	1.8 F	1.8 F	1.0 F	U	5.6 F	1.2 F	U	U	U	1.3 F
cobalt	5	60	U	U	U	U	U	U	U	2.2 F	0.9 F	U	U	U	U
copper	200	10	U	U	U	4.7 F	5.1 F	4.1 F	2.6 F	12.4	5.5 F	2.9 F	U	1.9 F	U
iron	300	200	171.0 F	295	60 F	**528**	**540**	165 F	**516**	**4,320**	**896**	**352**	179	242	260
lead	50	25	U	U	U	33.3	U	U	U	13.2	2.5 F	U	U	U	U
magnesium	35,000	1,000	16,006.9	16,200	19,100	9,670	9,440	16,500	16,500	10,700	11,700	19,400	19,800	15,700	17,400
manganese	300	10	90.6	87.4	67.8	87.5	56.9	70.5	184	293	**347**	**572**	**487**	271	**408**
molybdenum	--	15	4.5 F	U	U	U	U	2.1 F	U	3 F	10.7 F	4.4 F	U	U	1.7 F
nickel	100	20	U	U	U	U	U	U	U	7.2 F	4.6 F	1.6 F	U	U	U
potassium	--	1,000	1,335.1	1,980	2,170	1,940	1,290	2,080	2,500	3,150 F	2,740	2,690	2,380	2,440	2,240
selenium	10	30	U	U	U	U	U	U	U	U	U	U	U	U	U
silver	50	10	U	U	U	U	U	U	U	U	U	U	U	U	U
sodium	--	1,000	82,992.5	79,000	97,400	182,000	55,800	88,000	85,100	323,000	23,600	101,000	106,000	103,000	132,000
thallium	0.5	80	U	U	U	U	U	U	U	U	U	U	U	U	U
vanadium	--	10	U	2.3 F	U	2.2	2.2 F	1.4 F	1.8 F	19.8	13.3	1.4 F	U	U	0.9 F
zinc	2,000	20	13.3 F	U	U	20	10.9 F	9.9 F	5.8	41	11.4 F	7.7 F	4.4 F	7.2 F	10.1 F
Leachate Indicators (mg/L)															
alkalinity, Total	--	10	203	219	246	157	142	223	245	161	146	250	270	228	229
ammonia	2	0.2	U	U	U	0.05	U	0.024 F	0.11	0.062	0.18	U	0.022 F	0.023 F	0.028 F
BOD5	--	2.4	U	7.2 B	U	U	1.8 F	U	U	U	4.4	U	U	U	U
bromide	2	0.5	U	U	U	U	U	U	U	U	0.62	U	U	6.9	U
COD	--	5	9.77	U	U	12 B	35.4	U	22	U	28.6	U	U	U	U
chloride	250	1	142.9855	148	110	**293**	114	184	172	**726**	59.5	243	216	187	**254**
color	15	5	**30**	**20**	NA	NA	**60**	NA	NA	NA	**100 J**	NA	NA	NA	3
cyanide	200	0.02	U	U	NA	NA	U	NA	NA	NA	U	NA	NA	NA	0.0072 F
fluoride	1	1.5	NA	NA	NA	NA	NA	NA	NA	NA	NA	NA	NA	NA	NA
hardness, Total	--	1	298.07	345	358	400	212	308	335	320	414	396	420	340	430
nitrate	10	1	1.3597	U	1	1.7	1.9	1.3	0.97 F	1.2	2.4	0.53 F	0.28 F	U	1
TKN	1	1	U	0.45	0.49	0.75	0.63	0.51 B	0.14 F	0.16 F	**1.3**	0.36	0.58	0.77 B	0.91 B
sulfate	250	1	41.4313	42.9	45.8	28.9	25.1	43.2	49.7	80.8	**319**	79	65.8	53.2	58.6
TDS	500	10	**532**	**577**	**599**	**666**	388	**615**	**627**	**1,170**	**634**	**711**	**731**	**670**	**660**
TOC	--	1	4.42	1.9	1.3	4	5.6	1.1	2	2.4	17.6	2.9	2	0.62 F	1.1
phenolics, Total	--	0.005	U	U	U	U	0.0093 F	U	U	0.0091 F	U	0.014	0.009 F	U	U

For notes, please refer to the end of the tables section.

Table 5-1
Groundwater and Surface Water Sampling Results

Location of Well	NYSDEC Class A Surface Water Standards	Reporting Limit	LF5SW-3																			
Date of Collection			9/12/2006		3/28/2007		9/24/2007		3/27/2008		9/15/2008		4/7/2009		3/25/2010		6/10/2011					
Sample ID No.			LF5SW0301NA		LF5SW0301OA		LF5SW0301PA		LF5SW0301QA		LF5SW0301RA		LF5SW0301SA		LF5SW0301TA		LF5SW0301UA					
Depth to Water (ft)			Surface		Surface		Surface		Surface		Surface		Surface		Surface		Surface					
VOCs (µg/L)																						
1,2,4-trimethylbenzene	5	1	NA		NA		NA		NA		NA		NA		NA		NA					
1,2-dichlorobenzene	3	1	NA		NA		NA		NA		NA		NA		NA		NA					
1,3,5-trimethylbenzene	5	1	NA		NA		NA		NA		NA		NA		NA		NA					
1,4-dichlorobenzene	3	0.5	NA		NA		NA		NA		NA		NA		NA		NA					
acetone	50	10	NA		NA		NA		NA		NA		NA		NA		NA					
benzene	1	0.1	NA		NA		NA		NA		NA		NA		NA		NA					
chlorobenzene	5	0.5	NA		NA		NA		NA		NA		NA		NA		NA					
chloroform	7	0.3	NA		NA		NA		NA		NA		NA		NA		NA					
naphthalene	10	1	NA		NA		NA		NA		NA		NA		NA		NA					
trichloroethene	5	1	NA		NA		NA		NA		NA		NA		NA		NA					
toluene	5	1	NA		NA		NA		NA		NA		NA		NA		NA					
vinyl acetate	--	5	NA		NA		NA		NA		NA		NA		NA		NA					
Metals (µg/L) [Dissolved / Total][1]																						
aluminum	100	200	U	62.4 F	U	**170 F**	U	74 F	45 F	**200**	41 F	93 F	U	**120 F**	U	57 F	NA					
antimony	3	50	U	U	U	U	1.7 F	U	U	U	U	U	U	U	U	U	NA					
arsenic	50	30	U	U	U	U	U	U	U	U	U	U	U	U	U	U	NA					
barium	1,000	50	42.2 F	44.1 F	36 F	37 F	54	55	36 F	37 F	64	71	35 F	38 F	51	51	NA					
berylium	3	4	U	U	U	U	U	U	U	U	U	U	U	U	U	U	NA					
boron, Total	1,000	110	NA	NA	NA	NA	NA	NA	NA	NA	NA	NA	NA	NA	NA	NA	NA					
cadmium	5	5	U	U	U	U	U	U	U	U	U	U	U	U	U	U	NA					
calcium	--	1,100	108,000	109,000	93,000	90,000	110,000	110,000	95,000	97,000	110,000	120,000	84,000	88,000	100,000	100,000	NA					
chromium	50	10	U	3.18 F	2.9 F	2.3 F	2.3 F	2.5 F	U	U	2.1 F	2.8 F	U	U	U	U	NA					
cobalt	5	60	U	U	U	U	U	U	U	U	U	U	U	U	U	U	NA					
copper	200	10	U	U	2.3 F	2.5 F	U	U	U	U	U	U	U	U	U	U	NA					
iron	300	200	22.9 F	162 F	31 F	300	23 F	260	19 F	150 F	33 F	**390**	U	240	61 F	200	NA					
lead	50	25	U	U	U	U	U	U	U	U	U	U	U	U	U	U	NA					
magnesium	35,000	1,000	17,400	17,700	12,000	12,000	19,000	19,000	14,000	14,000	19,000	20,000	12,000	13,000	17,000	17,000	NA					
manganese	300	10	193	198	140	140	270	280	130	140	**390**	**430**	95	110	170	170	NA					
molybdenum	--	15	U	U	U	U	U	U	U	U	U	U	U	U	U	U	NA					
nickel	100	20	U	U	U	U	U	U	U	U	U	1.4 F	U	U	U	U	NA					
potassium	--	1,000	1,800	1,950	2,000	2,000	2,000	2,000	1,900	1,900	2,200	2,300	1,800	1,900	2,100	2,200	NA					
selenium	10	30	U	U	U	U	U	U	U	U	2.8 F	U	U	U	U	U	NA					
silver	50	10	U	U	U	U	U	U	U	U	U	U	U	U	U	U	NA					
sodium	--	1,000	100,000	103,000	100,000	100,000	100,000	100,000	94,000	96,000	98,000	110,000	89,000	91,000	97,000	97,000	NA					
thallium	0.5	80	U	**6.01 F**	U	U	U	U	U	U	U	U	U	U	U	U	NA					
vanadium	--	10	U	U	0.71 F	0.94 F	U	U	U	U	U	U	U	U	U	U	NA					
zinc	2,000	20	49.9 B	29 B	U	9.4 F	26 B	U	16 F	21 B	18 F	65	16 F	19 F	20	87	NA					
Leachate Indicators (mg/L)																						
alkalinity, Total	--	10	NA		NA		NA		NA		NA		NA		NA		190					
ammonia	2	0.2	NA		NA		NA		NA		NA		NA		NA		0.15					
BOD5	--	2.4	NA		NA		NA		NA		NA		NA		NA		U					
bromide	2	0.5	NA		NA		NA		NA		NA		NA		NA		U					
COD	--	5	NA		NA		NA		NA		NA		NA		NA		7.3					
chloride	250	1	NA		NA		NA		NA		NA		NA		NA		140					
color	15	5	NA		NA		NA		NA		NA		NA		NA		U					
cyanide	200	0.02	NA		NA		NA		NA		NA		NA		NA		NA					
fluoride	1	1.5	NA		NA		NA		NA		NA		NA		NA		U					
hardness, Total	--	1	NA		NA		NA		NA		NA		NA		NA		250					
nitrate	10	1	NA		NA		NA		NA		NA		NA		NA		0.76					
TKN	1	1	NA		NA		NA		NA		NA		NA		NA		0.51 F					
sulfate	250	1	NA		NA		NA		NA		NA		NA		NA		33					
TDS	500	10	NA		NA		NA		NA		NA		NA		NA		490					
TOC	--	1	NA		NA		NA		NA		NA		NA		NA		1.8					
phenolics, Total	--	0.005	NA		NA		NA		NA		NA		NA		NA		NA					

For notes, please refer to the end of the tables section.

Table 6-2
Groundwater and Surface Water Sampling Results

Location of Well	NYSDEC Class GA Groundwater Standards	Reporting Limit	775VMW-10																							
Date of Collection			6/28/2006		9/15/2006		12/11/2006		4/11/2007		6/19/2007		9/27/2007		12/10/2007		4/3/2008		6/12/2008		9/30/2008		12/9/2008		4/15/2009		6/29/2009	
Sample ID No.			775VM1095AA		775VM1095BB		775VM1095CA		775VM1095DA		775VM1095EA		775VM1095FA		775VM1095GA		775VM1095HA		775VM1095IA		775VM1095JA		775VM1095KA		775VM1095LA		775VM1095MA	
Depth to Water (ft)			60.25		60.18		59.27		58.15		57.97		59.37		59.63		58.43		58.32		49.46		59.53		59.07		59.13	
VOCs (µg/L)																												
1,1,1-trichloroethane	5*	1	1.1		1		0.820 F		0.720 F		0.700 F		0.510 F		0.750 F		U		U		0.540 F		0.540 F		0.400 F		0.340 F	
1,1-dichloroethene	5*	1	U		U		U		U		U		U		U		U		U		U		U		U		U	
1,2-dichloroethane	0.6	1	U		U		U		U		U		U		U		U		U		U		U		U		U	
1,4-dichlorobenzene	3	0.5	U		U		U		U		U		U		U		U		U		U		U		U		U	
acetone	50	10	1.4 F		U		U		U		U		U		U		U		U		U		U		U		U	
benzene	1	0.1	U		U		U		U		U		U		U		U		U		U		U		U		U	
carbon disulfide	1,000	0.5	U		U		U		U		U		U		U		U		U		U		U		U		U	
chloroform	7	0.3	U		U		0.140 F		U		U		U		U		U		U		U		0.150 F		U		U	
chloromethane	5*	1	U		U		UJ		U		U		U		U		U		U		U		U		U		U	
cis-1,2-dichloroethene	5*	1	U		U		U		U		U		U		U		U		U		U		U		U		U	
dichlorodifluoromethane	5*	1	U		U		U		U		U		U		U		U		U		U		U		U		U	
hexachlorobutadiene	0.5*	0.6	U		U		U		U		U		U		U		U		U		U		U		U		U	
methylene chloride	5*	1	U		U		U		U		0.475 F		U		0.130 F		U		1.00 F		U		U		U		U	
trichloroethene (TCE)	5*	1	**96**		**83.6**		**84.3 F**		**68.2**		**68.4**		**58.8**		**65.6**		**60.4**		**59.0**		**46.9**		**43.4**		**43.5**		**34.6**	
toluene	5*	1	U		U		U		U		U		U		U		U		U		U		U		U		U	
trans-1,2-dichloroethene	5*	1	U		U		U		U		U		U		U		U		U		U		U		U		U	
trichlorofluoromethane	5*	1	U		U		U		U		U		U		U		U		U		U		U		U		U	
vinyl chloride	2	1	U		U		U		U		U		U		U		U		U		U		U		U		U	
xylenes, Total	--	1.5	U		U		U		U		U		U		U		U		U		U		U		U		U	
Total VOCs (µg/L)			**98.5**		**84.6**		**85.26**		**68.92**		**69.45**		**59.31**		**66.48**		**60.4**		**60.0**		**47.44**		**44.09**		**43.90**		**34.94**	
Metals (µg/L) [Dissolved / Total][1]																												
aluminum	2,000	200	157 F	1,780	40.1 F	594	U	370	U	400	1400	U	U	440	U	200	U	310	U	63 F	U	380	88 F	**6,100**	U	410	64 F	250
antimony	3	50	U	U	U	U	U	U	U	U	U	U	U	U	U	U	U	U	75	U	U	U	U	U	U	U	U	U
arsenic	25	30	U	U	U	U	U	U	U	U	U	U	U	U	U	U	U	U	U	U	U	U	U	U	U	U	U	U
barium	1,000	50	3.2 F	10.1 F	3.16 F	4.73 F	2.2 F	5.3 F	2.9 F	4.0 F	8.6 F	3.4 F	2.8 F	4.3 F	3.2 F	3.6 F	2.6 F	3.3 F	3.3 F	3.1 F	3.4 F	4.0 F	3.2 F	27 F	2.4 F	3.5 F	3.7 F	3.5 F
beryllium	3	4	U	U	U	U	U	U	U	U	U	U	U	U	U	U	U	U	U	U	U	U	U	0.24 F	U	U	U	U
boron	1,000	110	20.7	26.9	NA	NA	NA	NA	NA	NA	13.0	13.0	NA	NA	NA	NA	9.6 F	9.7 F	12.0	11.0	NA	NA	NA	NA	NA	NA	U	U
cadmium	5	5	U	U	U	U	U	U	U	U	U	U	U	U	U	U	U	U	U	U	U	U	U	U	U	U	U	U
calcium	--	1,100	42,200	45,900	42,900	42,900	42,000	42,000	49,000	48,000	55,000	51,000	62,000	63,000	59,000	67,000	66,000	68,000	71,000	74,000	70,000	70,000	65,000	74,000	54,000	53,000	52,000	53,000
chromium	50	10	1.6 F	32	2.36 F	11.6	2.9 F	12	4.4 F	9.0 F	11	2.8 F	3.4 F	7.6 F	4.9 F	7.8 F	1.8 F	6.1 F	3.4 F	5.8 F	4.4 F	7.9 F	3.7 F	29	U	3.1 F	7.1 F	5.1 F
cobalt	--	60	U	U	U	U	U	U	U	U	U	U	U	U	U	U	U	U	U	U	U	U	U	U	U	U	U	U
copper	200	10	U	3.4 F	U	U	2.1 F	2.5 F	U	U	4.8 F	U	U	U	U	U	U	U	U	U	U	U	U	19	U	U	U	U
iron	300	200	U	**2,190**	U	**822**	23 F	**600**	U	**530**	**2,300**	5.8 F	26 F	**660**	U	290	U	**380**	13 F	120 F	U	**310**	U	**11,000**	U	**610**	U	**330**
lead	25	25	U	U	U	U	U	U	U	U	U	U	U	U	U	U	U	U	U	U	U	U	U	4.9 F	U	U	U	U
magnesium	35,000	1,000	14,900	16,200	15,900	15,800	16,000	15,000	18,000	17,000	20,000	19,000	23,000	23,000	21,000	24,000	24,000	25,000	25,000	26,000	25,000	25,000	23,000	25,000	20,000	19,000	19,000	19,000
manganese	300	10	0.5 F	95	U	37	U	30	U	30	120	U	U	46	U	16	U	19	U	10	U	18	U	**930**	U	28	U	19
mercury	0.7	1	NA	NA	NA	NA	NA	NA	NA	NA	NA	NA	NA	NA	NA	NA	NA	NA	NA	NA	NA	NA	NA	NA	U	U	U	U
molybdenum	--	15	1.8 F	3 F	U	U	U	U	U	U	U	U	U	U	U	U	U	U	U	U	U	U	U	U	U	U	U	U
nickel	100	20	3.1 F	12.8 F	U	3.26 F	1.6 F	3.6 F	U	3.1 F	3.5 F	U	U	2.3 F	U	2.5 F	U	1.8 F	U	U	U	1.9 F	U	15 F	U	U	U	U
potassium	--	1,000	685 F	1,300	685 F	839 F	670 F	780 F	770 F	820 F	1,200	730 F	910	1,000	850 F	900 F	760 F	880 F	880 F	940 F	930 F	1,000	930 F	3,000	760 F	850 F	930 F	860 F
selenium	10	30	U	U	U	U	U	U	U	U	U	U	U	U	U	U	U	U	U	U	U	U	U	U	U	U	U	U
silver	50	10	U	U	U	U	U	U	U	U	U	U	U	U	U	U	U	U	U	U	U	U	U	U	U	U	U	U
sodium	20,000	1,000	10,800	11,600	9,750	9,870	7,600	7,300	7,000	6,600	11,000	10,000	15,000	15,000	10,000	12,000	9,100	8,800	14,000	16,000	**23,000**	**23,000**	**30,000**	**29,000**	18,000	18,000	**22,000**	**21,000**
thallium	0.5	80	U	U	U	U	U	U	U	U	U	U	U	U	U	U	U	U	U	U	U	1.9 F	U	15 F	U	U	14 F	U
vanadium	--	10	U	3.7 F	U	0.86 F	U	1.1 F	U	1.6 F	2.7 F	U	U	1.2 F	U	0.81 F	U	1.1 F	U	U	U	U	U	13	U	U	U	U
zinc	2,000	20	4.2 F	10 F	12.9 F	24.9 B	4.8 F	6.8 F	U	U	10 F	U	13 F	49 B	32 B	28B	11 F	13 F	9.3 F	11 F	20 B	12 F	34 B	100 B	U	U	U	U
Leachate Indicators (mg/L)																												
alkalinity, Total	--	10	148 B		120		120		110		110		100		100		98		100		94		110		100		98	
ammonia	2	0.2	U		U		U		U		0.023 F		U		0.024 F		U		0.11 B		U		U		U		U	
BOD5	--	2.4	U		U		UJ		U		U		U		U		U		U		U		U		U		U	
bromide	2	0.5	U		0.011 F		U		U		U		U		0.044 F		U		0.045 F		0.043 F		UJ		0.046 F		U	
COD	--	5	U		U		U		13		15 B		U		4.1 F		4.1 F		U		U		15		3.7 F		U	
chloride	250	1	35.3 B		44		34		52		86		110		120		120		150		150		120		100		90 J	
color	15	5	**50**		NA		NA		NA		U		NA		NA		NA		U		NA		NA		U		NA	
cyanide, Total	200	0.02	U		NA		NA		NA		U		NA		NA		U		0.0063 F		NA		NA		NA		NA	
hardness, Total	--	1	260		210		150		190		240		220		260		260		300		270		290		220		210	
nitrate	10	1	4.7		3.3		3.0		2.7		2.5		2.6		2.6		2.4		2.0		1.7		1.6		1.3		1.1	
TKN	1	0.2	U		U		U		0.14 F		0.063 F		0.22		0.058 F		0.058 F		U		U		0.11 F		U		0.36	
sulfate	250	1	7 B		6.3		6.4		5.6		6.2		9.9		11		9.5		12		14		13		10		8.9	
TDS	500	10	254		260		250		260		390		**510**		340		480		**710**		490		400		330		320	
TOC	--	1	1		0.46 F		0.54 F		U		U		0.79 F		0.95 F		0.51 F		U		U		0.67 F		U		U	
phenolics, Total	--	0.005	U		U		U		U		U		0.0018 F		0.0015 F		U		U		U		U		NA		NA	

For notes, please refer to the end of the tables section.

Table 6-2
Groundwater and Surface Water Sampling Results (continued)

Location of Well	NYSDEC Class GA Groundwater Standards	Reporting Limit	775VMW-10																			
Date of Collection			**9/14/2009**		**3/22/2010**	**9/23/2010**	**6/8/2011**															
Sample ID No.			**775VM1095NA**		**775VM1095OA**	**775VM1095PA**	**775VM1095PA**															
Depth to Water (ft)			**60.05**		**60.57**	**61.55**	**59.20**															
VOCs (µg/L)																						
1,1,1-trichloroethane	5*	1	0.380 F		0.410 F	0.460 F	0.50 F															
1,1-dichloroethene	5*	1	U		U	U	U															
1,2-dichloroethane	0.6	1	U		U	U	U															
1,4-dichlorobenzene	3	0.5	U		U	U	U															
acetone	50	10	U		U	2.54 FB	U															
benzene	1	0.1	U		U	U	U															
carbon disulfide	1,000	0.5	U		U	U	U															
chloroform	7	0.3	U		U	U	0.17 F															
chloromethane	5*	1	U		U	U	U															
cis-1,2-dichloroethene	5*	1	U		U	U	U															
dichlorodifluoromethane	5*	1	U		U	U	U															
hexachlorobutadiene	0.5*	0.6	U		U	U	U															
methylene chloride	5*	1	U		U	U	U															
trichloroethene (TCE)	5*	1	**43.2**		**41.2**	**43.3**	**45.0**															
toluene	5*	1	U		U	U	U															
trans-1,2-dichloroethene	5*	1	U		U	U	U															
trichlorofluoromethane	5*	1	U		U	U	U															
vinyl chloride	2	1	U		U	U	U															
xylenes, Total	--	1.5	U		U	U	U															
Total VOCs (µg/L)			**43.58**		**41.61**	**46.3**	**45.67**															
Metals (µg/L) [Dissolved / Total][1]																						
aluminum	2,000	200	U	290	540	270	NA															
antimony	3	50	U	UJ	U	U	NA															
arsenic	25	30	U	UJ	U	U	NA															
barium	1,000	50	2.6 F	3.0 F	4.6 F	U	NA															
beryllium	3	4	U	U	U	U	NA															
boron	1,000	110	U	U	15	NA	NA															
cadmium	5	5	**7.2 J**	UJ	U	U	NA															
calcium	--	1,100	53,000	52,000	45,000	49,000	NA															
chromium	50	10	U	U	5.4 F	U	NA															
cobalt	--	60	U	U	U	U	NA															
copper	200	10	U	U	U	U	NA															
iron	300	200	U	**340**	**590**	**400**	NA															
lead	25	25	U	U	U	U	NA															
magnesium	35,000	1,000	18,000	18,000	16,000	17,000	NA															
manganese	300	10	U	18	25	19	NA															
mercury	0.7	1	U	U	U	U	NA															
molybdenum	--	15	U	U	U	U	NA															
nickel	100	20	U	U	U	2.6 F	NA															
potassium	--	1,000	820 F	900 F	970 F	820 F	NA															
selenium	10	30	U	U	U	U	NA															
silver	50	10	U	U	U	U	NA															
sodium	20,000	1,000	**24,000**	**24,000**	**20,000**	**18,000**	NA															
thallium	0.5	80	U	U	U	U	NA															
vanadium	--	10	U	U	U	U	NA															
zinc	2,000	20	6.3 F	4.2 F	5.6 F	4.4 F	NA															
Leachate Indicators (mg/L)																						
alkalinity, Total	--	10	100		130	120	310															
ammonia	2	0.2	U		U	U	0.18															
BOD5	--	2.4	U		U	U	U															
bromide	2	0.5	0.035 F		U	U	U															
COD	--	5	U		U	U	U															
chloride	250	1	100		61	73	200															
color	15	5	NA		U	NA	U															
cyanide, Total	200	0.02	NA		0.0088 F	U	U															
hardness, Total	--	1	210		180	190	310															
nitrate	10	1	1.1		1.0 B	1.1	1.7															
TKN	1	0.2	U		0.24 B	0.21 B	0.34 F															
sulfate	250	1	9.4		9.2 B	9.0	24															
TDS	500	10	380		220	270	**600**															
TOC	--	1	0.52 F		U	0.82 F	0.82 F															
phenolics, Total	--	0.005	U		U	U	NA															

For notes, please refer to the end of the tables section.

Table 6-2
Groundwater and Surface Water Sampling Results (continued)

Location of Well	NYSDEC Class GA Groundwater Standards	Reporting Limit	775VMW-18R																							
Date of Collection			6/28/2006		9/15/2006		12/11/2006		4/11/2007		6/19/2007		9/27/2007		12/10/2007		4/7/2008		6/12/2008		9/30/2008		12/9/2008		4/14/2009		6/29/2009	
Sample ID No.			775VM18R90AA		775VM18R90BB		775VM18R90CA		775VM18R90DA		775VM18R90EA		775VM18R90FA		775VM18R90GA		775VM18R90HA		775VM18R90IA		775VM18R90JA		775VM18R90KA		775VM18R90LA		775VM18R90MA	
Depth to Water (ft)			52.65		52.63		51.77		50.57		50.15		51.68		52.26		51.10		51.57		51.84		52.1		51.52		51.33	
VOCs (µg/L)																												
1,1,1-trichloroethane	5*	1	**6**		**5.01**		**5.50**		**5.09**		4.7		3.91		**5.17**		4.37		4.92		4.11		3.96		4.25		4.29	
1,1-dichloroethene	5*	1	0.4 F		0.37 F		0.280 F		0.230 F		0.250 F		0.240 F		0.840 F		U		U		U		0.180 F		U		U	
1,2-dichloroethane	0.6	1	**1.3**		**1.3**		**1.07**		**0.91**		**0.85**		**0.670**		**0.840**		**0.650**		**0.700**		**0.630**		0.580		0.590		0.510	
1,4-dichlorobenzene	3	0.5	U		U		U		U		U		U		U		U		U		U		U		U	
acetone	50	10	U		U		U		U		U		U		U		U		U		U		U		U	
benzene	1	0.1	U		U		U		U		U		U		U		U		U		U		U		U	
carbon disulfide	1,000	0.5	U		U		U		U		U		U		U		U		U		U		UF		U	
chloroform	7	0.3	0.52		0.49 F		0.500		U		0.370 F		0.230 F		0.720		0.260 F		0.280 F		0.280 F		0.360 F		0.290		0.290 F	
chloromethane	5*	1	U		U		UJ		U		U		U		U		U		U		U		U		U		U	
cis-1,2-dichloroethene	5*	1	U		U		U		U		U		U		U		U		U		U		U		U		U	
dichlorodifluoromethane	5*	1	U		U		U		U		U		U		U		U		U		U		U		U		U	
hexachlorobutadiene	0.5*	0.6	U		U		U		U		U		U		U		U		U		U		U		U		U	
methylene chloride	5*	1	U		U		U		U		U		U		U		U		U		U		U		U		U	
trichloroethene (TCE)	5*	1	U		U		U		U		U		U		U		U		U		U		U		U		U	
toluene	5*	1	U		U		U		U		U		U		U		U		U		U		U		U		U	
trans-1,2-dichloroethene	5*	1	U		U		U		U		U		U		U		U		U		U		U		U		U	
trichlorofluoromethane	5*	1	U		U		U		U		U		U		U		U		U		U		U		U		U	
vinyl chloride	2	1	U		U		U		U		U		UJ		U		U		U		U		U		U		U	
xylenes, Total	--	1.5	U		U		U		U		U		U		U		U		U		U		U		U		U	
Total VOCs (µg/L)			**7.22**		**7.17**		**7.35**		**6.23**		**6.17**		**5.05**		**6.85**		**5.28**		**5.90**		**5.02**		**5.08**		**5.13**		**5.09**	
Metals (µg/L) [Dissolved / Total][1]																												
aluminum	2,000	200	53.9 F	681	U	546	U	560	U	450	390	U	U	210	U	200	U	220	U	U	U	210	68 F	**6,400**	U	**3,000**	41 F	500
antimony	3	50	U	U	U	U	U	U	U	U	U	U	U	U	U	U	U	U	U	U	U	U	U	U	U	U	U	U
arsenic	25	30	U	U	U	U	U	U	U	U	U	U	U	U	U	U	U	U	U	U	U	U	U	U	U	U	U	U
barium	1,000	50	19 F	21.3 F	13.9 F	15.8 F	11 F	14 F	19 F	21 F	21 F	20 F	17 F	18 F	17 F	18 F	16 F	18 F	14 F	15 F	14 F	16 F	14 F	37 F	15 F	25 F	12 F	13 F
beryllium	3	4	U	U	U	U	U	U	U	U	U	U	U	U	U	U	U	U	U	U	U	U	U	U	U	U	U	U
boron	1,000	110	81.1	77.7	NA	NA	NA	NA	NA	NA	61	61	NA	NA	NA	NA	52	53	50	51	NA	NA	NA	NA	NA	NA	U	U
cadmium	5	5	U	U	U	U	U	U	U	U	U	U	U	U	U	U	U	U	U	U	U	U	U	U	U	U	U	U
calcium	--	1,100	178,000	183,000	129,000	131,000	120,000	120,000	200,000	190,000	210,000	210,000	180,000	180,000	170,000	180,000	160,000	170,000	130,000	140,000	130,000	130,000	170,000	170,000	140,000	140,000	130,000	140,000
chromium	50	10	1.3 F	27	4.99 F	10.2	4.4 F	6.3 F	6.6 F	6.1 F	9.1 F	6 F	4.9 F	5.4 F	6.3 F	4.6 F	5.7 F	8.1 F	5.1 F	5.1 F	5.3 F	7.1 F	5.3 F	25	4.2 F	20	7.2 F	6.9 F
cobalt	--	60	U	U	U	U	U	U	U	U	U	U	U	U	U	U	U	U	U	U	U	U	U	U	U	U	U	U
copper	200	10	U	12.3	U	U	2.4 F	4.0 F	U	2.5 F	U	U	U	2.3 F	U	U	U	5.1 F	U	U	U	U	U	18	U	12	U	3.7 F
iron	300	200	U	**1,030**	U	**934**	8.1 F	**1,100**	U	**770**	**770**	U	19 F	**400**	9.4 F	**340**	U	**340**	U	110 F	U	**350**	U	**11,000**	U	**6,400**	18 F	730
lead	25	25	U	U	U	U	U	U	U	U	U	U	U	U	U	U	U	U	U	U	U	U	U	4.8 F	U	U	U	U
magnesium	35,000	1,000	**55,300**	**58,100**	**40,600**	**40,800**	**37,000**	**38,000**	**59,000**	**58,000**	**62,000**	**62,000**	**52,000**	**52,000**	**49,000**	**52,000**	**48,000**	**50,000**	**39,000**	**40,000**	**38,000**	**39,000**	**49,000**	**53,000**	**43,000**	**44,000**	**40,000**	**41,000**
manganese	300	10	2.4 F	99.8	9.05 F	80	U	88	1.9 F	84	74	4.7 F	U	42	2.0 F	32	U	28	U	28	U	37	U	**1,600**	U	**930**	U	55
mercury	0.7	1	NA	NA	NA	NA	NA	NA	NA	NA	NA	NA	NA	NA	NA	NA	NA	NA	NA	NA	NA	NA	NA	NA	U	U	U	U
molybdenum	--	15	U	1.8 F	U	U	U	U	U	U	U	U	U	U	U	U	U	U	U	U	U	U	U	U	U	U	U	U
nickel	100	20	U	2.7 F	2.36 F	3.81 F	1.6 F	2.6 F	U	2.4 F	U	U	1.4 F	1.9 F	U	1.4 F	1.5 F	2.8 F	U	U	1.4 F	1.9 F	U	14 F	3.4 F	17 F	U	2.2 F
potassium	--	1,000	2,290	2,580	2,000	2,200	1,900	2,100	2,500	2,600	2,800	2,700	2,900	2,900	2,700	2,900	2,600	2,800	2,400	2,500	2,400	2,500	2,700	4,900	2,600	3,400	2,500	2,700
selenium	10	30	U	U	U	U	U	U	U	U	U	U	U	U	U	U	U	U	2.7 F	U	U	U	U	U	U	U	U	U
silver	50	10	U	U	U	U	U	U	U	U	U	U	U	U	U	U	U	U	U	U	U	U	U	U	U	U	U	U
sodium	20,000	1,000	**191,000**	**195,000**	**189,000**	**192,000**	**170,000**	**170,000**	**210,000**	**200,000**	**270,000**	**270,000**	**340,000**	**340,000**	**340,000**	**350,000**	**330,000**	**330,000**	**330,000**	**330,000**	**320,000**	**330,000**	**330,000**	**340,000**	**360,000**	**360,000**	**330,000**	**340,000**
thallium	0.5	80	U	U	U	U	U	U	U	U	U	U	U	U	U	U	U	U	U	U	U	U	U	U	U	U	U	U
vanadium	--	10	U	1.8 F	U	U	U	1.4 F	0.90 F	1.3 F	U	U	U	0.92 F	U	0.90 F	U	0.74 F	U	0.80 F	U	U	U	13	U	6.8 F	U	U
zinc	2,000	20	6.6 F	8.9 F	30.2 B	35.4 B	6.8 F	9.1 F	U	6.9 F	U	U	37 B	33 B	28 B	18 F	1.1 F	16 F	11 F	12 F	12 F	12 F	53 B	52 B	U	20	U	7.4 F
Leachate Indicators (mg/L)																												
alkalinity, Total	--	10	142		140		150		120		110		130		130		140		150		140		130		150		140	
ammonia	2	0.2	U		U		U		U		0.024 F		U		0.025 F		0.020 F		0.056 B		U		U		U		U	
BOD5	--	2.4	U		U		UJ		U		U		U		U		U		U		U		U		U		U	
bromide	2	0.5	U		0.092 F		0.043 F		0.18 F		0.20 F		0.20 F		0.25 F		0.20 F		0.19 F		0.14 F		UJ		0.17 F		0.11 F	
COD	--	5	27.4		7.1 F		9.4 F		17		15 B		6.3 F		6.3 F		8.5 F		4.1 F		26		22		26		20	
chloride	250	1	**873**		**550**		**450**		**710**		**880**		**880**		**860**		**790**		**680**		**720**		**760**		**810**		**630 F**	
color	15	5	**18**		NA		NA		NA		U		NA		NA		U		U		NA		NA		U		NA	
cyanide, Total	200	0.02	0.0076 F		NA		NA		NA		U		NA		NA		0.0096 F		0.0078 F		NA		NA		NA		NA	
hardness, Total	--	1	680		520		450		720		770		610		650		600		470		500		600		590		480	
nitrate	10	1	4.4		3.4		3.0		4.1		3.3		3.4		3.5		3.2		3.2		3.5		3.5		3.7		3.6	
TKN	1	0.2	U		U		0.084 F		0.18 F		0.21 B		0.12 F		U		U		U		U		0.16 F		0.11 F		0.15 F	
sulfate	250	1	63		41		34		40		50		40		41		36		35		35		35		43		39	
TDS	500	10	**1,770**		**1,500**		**1,300**		**1,900**		**2,600**		**2,300**		**1,700**		**1,900**		**2,000**		**1,400**		**1,800**		**1,200**		**1,600**	
TOC	--	1	0.83 F		0.63 F		0.66 F		0.45 F		0.61 F		0.83 F		0.69 F		0.80 F		0.50 F		0.53 F		1.0		0.48 F		0.59 F	
phenolics, Total	--	0.005	U		U		U		U		U		U		0.0022 F		U		0.0014 F		U		U		NA		NA	

For notes, please refer to the end of the tables section.

Table 6-2
Groundwater and Surface Water Sampling Results (continued)

Location of Well	NYSDEC Class GA Groundwater Standards	Reporting Limit	775VMW-18R																			
Date of Collection			**9/14/2009**		**3/22/2010**	**9/23/2010**	**6/7/2011**															
Sample ID No.			**775VM18R90NA**		**775VM18R90OA**	**775VM18R90PA**	**775VM18R90PA**															
Depth to Water (ft)			**52.29**		**53.04**	**53.74**	**51.50**															
VOCs (µg/L)																						
1,1,1-trichloroethane	5*	1	3.96		4.00	4.03	NA															
1,1-dichloroethene	5*	1	U		U	0.170 F	NA															
1,2-dichloroethane	0.6	1	0.500		0.460 F	0.430 F	NA															
1,4-dichlorobenzene	3	0.5	U		U	U	NA															
acetone	50	10	U		U	1.71 FB	NA															
benzene	1	0.1	U		U	U	NA															
carbon disulfide	1,000	0.5	U		U	U	NA															
chloroform	7	0.3	0.270 F		0.360 F	0.530	NA															
chloromethane	5*	1	U		U	U	NA															
cis-1,2-dichloroethene	5*	1	U		U	U	NA															
dichlorodifluoromethane	5*	1	U		U	U	NA															
hexachlorobutadiene	0.5*	0.6	U		U	U	NA															
methylene chloride	5*	1	U		U	U	NA															
trichloroethene (TCE)	5*	1	U		U	U	NA															
toluene	5*	1	U		U	U	NA															
trans-1,2-dichloroethene	5*	1	U		U	U	NA															
trichlorofluoromethane	5*	1	U		U	U	NA															
vinyl chloride	2	1	U		U	U	NA															
xylenes, Total	--	1.5	U		U	U	NA															
Total VOCs (µg/L)			**4.73**		**4.82**	**6.87**	NA															
Metals (µg/L) [Dissolved / Total][1]																						
aluminum	2,000	200	190 F	260	460	90 F	NA															
antimony	3	50	U	U	U	U	NA															
arsenic	25	30	U	U	U	U	NA															
barium	1,000	50	10 F	11 F	15 F	8.7 F	NA															
beryllium	3	4	U	U	U	U	NA															
boron	1,000	110	U	U	50	NA	NA															
cadmium	5	5	U	U	U	U	NA															
calcium	--	1,100	110,000	110,000	130,000	120,000	NA															
chromium	50	10	U	U	5.4 F	U	NA															
cobalt	--	60	U	U	U	U	NA															
copper	200	10	U	U	U	U	NA															
iron	300	200	290	**420**	**680**	230	NA															
lead	25	25	U	U	U	U	NA															
magnesium	35,000	1,000	33,000	33,000	**42,000**	**36,000**	NA															
manganese	300	10	28	39	52	13	NA															
mercury	0.7	1	U	U	U	U	NA															
molybdenum	--	15	U	U	U	U	NA															
nickel	100	20	U	2.2 F	4.9 F	4.8 F	NA															
potassium	--	1,000	2,100	2,200	3,000	2,400	NA															
selenium	10	30	U	U	U	U	NA															
silver	50	10	U	U	U	U	NA															
sodium	20,000	1,000	**270,000**	**270,000**	**300,000**	**240,000**	NA															
thallium	0.5	80	U	U	U	U	NA															
vanadium	--	10	U	U	U	U	NA															
zinc	2,000	20	4.5 F	6.2 F	8.4 F	8.2 F	NA															
Leachate Indicators (mg/L)																						
alkalinity, Total	--	10	150		160	160	160															
ammonia	2	0.2	0.35		U	U	0.094 F															
BOD5	--	2.4	U		U	U	U															
bromide	2	0.5	0.12 F		U	U	0.11 F															
COD	--	5	6.7 F		5.6 FB	U	U															
chloride	250	1	**560**		**640**	**510**	**550**															
color	15	5	NA		U	NA	U															
cyanide, Total	200	0.02	NA		0.0080 F	U	NA															
hardness, Total	--	1	410		500	440	480															
nitrate	10	1	3.9		3.7	4.5	3.2															
TKN	1	0.2	0.4		0.22 B	0.20 B	0.30 F															
sulfate	250	1	29		35	35	45															
TDS	500	10	**1,400**		**1,500**	**1,200**	**1200**															
TOC	--	1	0.61 F		0.65 FB	0.88 F	0.80 F															
phenolics, Total	--	0.005	U		U	U	NA															

For notes, please refer to the end of the tables section.

Table 6-2
Groundwater and Surface Water Sampling Results (continued)

Location of Well	NYSDEC Class GA Groundwater Standards	Reporting Limit	775VMW-20R																							
Date of Collection			6/28/2006		9/18/2006		12/11/2006		4/11/2007		6/20/2007		9/28/2007		12/10/2007		4/8/2008		6/12/2008		10/1/2008		12/9/2008		4/14/2009		6/29/2009	
Sample ID No.			775VM20R110AA		775VM20R110BB		775VM20R110CA		775VM20R110DA		775VM20R110EA		775VM20R110FA		775VM20R110GA		775VM20R110HA		775VM20R110IA		775VM20R110JA		775VM20R110KA		775VM20R110LA		775VM20R110MA	
Depth to Water (ft)			65.15		65.20		64.22		63.22		62.95		64.40		64.61		63.34		63.31		64.42		64.54		63.99		64.01	
VOCs (µg/L)																												
1,1,1-trichloroethane	5*	1	U		U		U		U		U		U		U		U		U		U		U		U		U	
1,1-dichloroethene	5*	1	U		U		U		U		U		U		U		U		U		U		U		U		U	
1,2-dichloroethane	0.6	1	U		U		U		U		U		U		U		U		U		U		U		U		U	
1,4-dichlorobenzene	3	0.5	U		U		U		U		U		U		U		U		U		U		U		U		U	
acetone	50	10	U		U		U		U		U		U		U		U		U		U		U		U		U	
benzene	1	0.1	U		U		U		U		U		U		U		U		U		U		U		U		U	
carbon disulfide	1,000	0.5	U		U		U		U		U		U		U		U		U		U		U		UJ		U	
chloroform	7	0.3	U		U		U		U		U		U		U		U		U		U		U		U		U	
chloromethane	5*	1	U		U		UJ		U		U		U		U		U		U		U		U		U		U	
cis-1,2-dichloroethene	5*	1	U		U		U		U		U		U		U		U		U		U		U		U		U	
dichlorodifluoromethane	5*	1	U		U		U		U		U		U		U		U		U		U		U		U		U	
hexachlorobutadiene	0.5*	0.6	U		U		U		U		U		U		U		U		U		U		U		U		U	
methylene chloride	5*	1	U		U		0.180 F		U		U		U		U		U		U		U		U		U		U	
trichloroethene (TCE)	5*	1	U		U		U		U		U		U		U		U		U		U		U		U		U	
toluene	5*	1	U		U		U		U		U		U		U		U		U		U		U		U		U	
trans-1,2-dichloroethene	5*	1	U		U		U		U		U		U		U		U		U		U		U		U		U	
trichlorofluoromethane	5*	1	U		U		U		U		0.140 F		U		U		U		U		U		U		U		U	
vinyl chloride	2	1	U		U		U		U		U		U		U		U		U		U		U		U		U	
xylenes, Total	--	1.5	U		U		U		U		U		U		U		U		U		U		U		U		U	
Total VOCs (µg/L)			**0**		**0**		**0.18**		**0**		**0.14**		**0**		**0**		**0**		**0**		**0**		**0**		**0**		**0**	
Metals (µg/L) [Dissolved / Total][1]																												
aluminum	2,000	200	73 F	811	U	189 F	U	380	U	470	U	410	U	130	U	240	U	1,000	U	120 F	41 F	300	62 F	260 B	U	110 F	61 F	110 F
antimony	3	50	U	U	U	U	U	U	U	U	U	U	U	U	U	U	U	U	U	U	U	U	U	U	U	U	U	U
arsenic	25	30	U	U	U	U	U	U	U	U	U	U	U	U	U	U	U	U	U	U	U	U	U	U	U	U	U	U
barium	1,000	50	40.2 F	44.1 F	37.9 F	39.2 F	45 F	47 F	41 F	43 F	38 F	41 F	41 F	41 F	41 F	44 F	47 F	56	46 F	47 F	47 F	48 F	46 F	47 F	56	55	51	52
beryllium	3	4	U	U	U	U	U	U	U	U	U	U	U	U	U	U	U	U	U	U	U	U	U	U	U	U	U	U
boron	1,000	110	40	39.4	NA	NA	NA	NA	NA	NA	43	44	NA	NA	NA	NA	44.0	49	49	47	NA	NA	NA	NA	NA	NA	U	U
cadmium	5	5	U	0.3 F	U	U	U	U	U	U	U	U	U	U	U	U	U	U	U	U	U	U	U	U	U	U	U	U
calcium	--	1,100	50,200	53,300	47,500	48,500	48,000	49,000	48,000	49,000	50,000	53,000	58,000	58,000	55,000	58,000	55,000	60,000	64,000	63,000	66,000	67,000	61,000	61,000	54,000	55,000	60,000	62,000
chromium	50	10	U	1.5 F	2.28 F	3.79 F	4.4 F	4.2 F	4.2 F	3.7 F	3.2 F	5.3 F	3.9 F	3.6 F	5.0 F	2.9 F	4.4 F	U	3.2 F	3.3 F	4.9 F	6.1 F	4.3 F	5.5 F	3.0 F	U	7.6 F	5.9 F
cobalt	--	60	U	U	U	U	U	U	U	U	U	U	U	U	U	U	U	U	U	U	U	U	U	U	U	U	U	U
copper	200	10	U	2.1 F	U	U	2.4 F	2.9 F	U	3.2 F	U	U	U	U	U	U	U	3.7 F	U	U	U	U	U	U	U	U	U	U
iron	300	200	27.4 F	**891**	41.3 F	189 F	57 F	**550**	32 F	**590**	35 F	**580**	33 F	180 F	25 F	260	32 F	**1,500**	48 F	220	34 F	**310**	35 F	260	17 F	200	36 F	130 F
lead	25	25	U	U	U	U	U	U	U	U	U	U	U	U	U	U	U	U	U	U	U	U	U	U	U	U	U	U
magnesium	35,000	1,000	24,000	26,200	23,700	23,700	24,000	25,000	24,000	24,000	25,000	26,000	28,000	27,000	27,000	29,000	28,000	30,000	31,000	30,000	31,000	31,000	30,000	30,000	28,000	28,000	29,000	30,000
manganese	300	10	**477**	**532**	**467**	**456**	**470**	**470**	**450**	**450**	**470**	**510**	**500**	**480**	**490**	**540**	**460**	**570**	**590**	**590**	**560**	**590**	**530**	**520**	**470**	**460**	**490**	**520**
mercury	0.7	1	NA	NA	NA	NA	NA	NA	NA	NA	NA	NA	NA	NA	NA	NA	NA	NA	NA	NA	NA	NA	NA	NA	U	U	U	U
molybdenum	--	15	2.3 F	2.5 F	U	U	U	U	U	U	U	U	U	U	U	U	U	U	U	U	U	U	U	U	U	U	U	U
nickel	100	20	U	U	U	U	2.6 F	2.7 F	U	1.4 F	U	U	U	U	U	U	U	2.7 F	U	1.3 F	1.9 F	3.6 F	2.1 F	2.5 F	U	U	U	U
potassium	--	1,000	1,530	1,900	1,450	1,530	1,500	1,600	1,500	1,700	1,500	1,700	1,700	1,700	1,600	1,700	1,500	2,000	1,600	1,600	1,700	1,700	1,600	1,600	1,500	1,500	1,600	1,700
selenium	10	30	U	U	U	U	U	U	U	U	U	U	U	U	U	U	U	U	U	U	U	U	U	U	U	U	U	U
silver	50	10	U	1.6 F	U	U	U	U	U	U	U	U	U	U	U	U	U	U	U	U	U	U	U	U	U	U	U	U
sodium	20,000	1,000	**34,300**	**35,900**	**34,600**	**35,000**	**37,000**	**37,000**	**38,000**	**38,000**	**38,000**	**40,000**	**37,000**	**36,000**	**34,000**	**35,000**	**34,000**	**36,000**	**39,000**	**38,000**	**38,000**	**38,000**	**37,000**	**36,000**	**34,000**	**34,000**	**39,000**	**40,000**
thallium	0.5	80	U	U	U	U	U	U	U	U	U	U	U	U	U	U	U	U	U	U	U	U	U	U	U	U	U	U
vanadium	--	10	U	1.6 F	U	U	U	1.5 F	0.78 F	1.6 F	U	U	U	U	U	U	U	1.9 F	U	U	U	0.72 F	U	U	U	U	U	U
zinc	2,000	20	9.4 F	9.8 F	15.8 F	15.5 F	6.1 F	6.3 F	6.4 F	6.9 F	17 F	U	36 B	29 B	58 B	29 B	12 F	22 B	13 F	17 F	13 F	15 F	56 B	55 B	U	4.5 F	U	U
Leachate Indicators (mg/L)																												
alkalinity, Total	--	10	219		180		180		180		180		180		170		170		180		180		170		170		170	
ammonia	2	0.2	0.012 F		0.035 F		U		0.020 F		0.039 F		0.013 F		0.045 F		0.034 F		0.055 B		0.033 F		0.020 F		0.047 F		0.026 F	
BOD5	--	2.4	UJ		U		UJ		U		U		U		U		U		U		U		U		U		U	
bromide	2	0.5	U		0.011 F		U		U		U		0.022 F		0.046 F		0.051 F		0.037 F		0.039 F		UJ		0.048 F		0.027 F	
COD	--	5	17.8		16 B		U		13		17		U		4.1 F		8.5 F		U		3.7 F		U		6.0 F		U	
chloride	250	1	51.1		59		57		58		71		83		84		89		110		110		92		92		98 J	
color	15	5	15		NA		NA		NA		U		NA		NA		U		U		NA		NA		U		NA	
cyanide, Total	200	0.02	0.0076 F		NA		NA		NA		U		NA		NA		U		0.018 F		NA		NA		NA		NA	
hardness, Total	--	1	213		260		230		220		230		220		260		260		270		300		270		270		280	
nitrate	10	1	U		U		0.013 F		0.21		0.041 F		0.015		U		0.040 F		U		U		U		U		U	
TKN	1	0.2	0.12 F		0.084 F		0.42		0.12 F		U		U		U		0.12 F		U		U		U		U		U	
sulfate	250	1	39.4		42		39		39		40		37		37		38		38		38		35		36		34	
TDS	500	10	348		360		370		320		410		290		300		360		480		380		390		350		330	
TOC	--	1	0.75 F		U		0.55 F		0.44 F		1.6		0.61 F		0.45 F		1.1 B		U		0.85 F		0.53 F		U		U	
phenolics, Total	--	0.005	U		U		U		U		U		U		0.0020 F		U		U		U		U		NA		NA	

For notes, please refer to the end of the tables section.

Table 6-2
Groundwater and Surface Water Sampling Results (continued)

Location of Well	NYSDEC Class GA Groundwater Standards	Reporting Limit	775VMW-20R																			
Date of Collection			**9/14/2009**		**3/22/2010**	**9/23/2010**	**6/7/2011**															
Sample ID No.			**775VM20R110NA**		**775VM20R110OA**	**775VM20R110PA**	**775VM20R110PA**															
Depth to Water (ft)			**64.97**		**65.51**	**66.65**	**64.50**															
VOCs (µg/L)																						
1,1,1-trichloroethane	5*	1	U		U	U	NA															
1,1-dichloroethene	5*	1	U		U	U	NA															
1,2-dichloroethane	0.6	1	U		U	U	NA															
1,4-dichlorobenzene	3	0.5	U		U	U	NA															
acetone	50	10	U		U	1.61 FB	NA															
benzene	1	0.1	U		U	U	NA															
carbon disulfide	1,000	0.5	U		U	U	NA															
chloroform	7	0.3	U		U	U	NA															
chloromethane	5*	1	U		U	U	NA															
cis-1,2-dichloroethene	5*	1	U		U	U	NA															
dichlorodifluoromethane	5*	1	U		U	U	NA															
hexachlorobutadiene	0.5*	0.6	U		U	U	NA															
methylene chloride	5*	1	U		U	U	NA															
trichloroethene (TCE)	5*	1	U		U	U	NA															
toluene	5*	1	U		U	U	NA															
trans-1,2-dichloroethene	5*	1	U		U	U	NA															
trichlorofluoromethane	5*	1	U		U	U	NA															
vinyl chloride	2	1	U		U	U	NA															
xylenes, Total	--	1.5	U		U	U	NA															
Total VOCs (µg/L)			**0**		**0**	**1.61**	NA															
Metals (µg/L) [Dissolved / Total][1]																						
aluminum	2,000	200	U	U	49 F	U	NA															
antimony	3	50	U	U	U	U	NA															
arsenic	25	30	U	U	U	U	NA															
barium	1,000	50	50	49 F	82	69	NA															
beryllium	3	4	U	U	U	U	NA															
boron	1,000	110	U	U	46	NA	NA															
cadmium	5	5	U	U	U	U	NA															
calcium	--	1,100	63,000	64,000	62,000	62,000	NA															
chromium	50	10	U	U	U	U	NA															
cobalt	--	60	U	U	U	U	NA															
copper	200	10	U	U	U	U	NA															
iron	300	200	26 F	54 F	110 F	74 F	NA															
lead	25	25	U	U	U	U	NA															
magnesium	35,000	1,000	30,000	30,000	31,000	30,000	NA															
manganese	300	10	**500**	**490**	**500**	**420**	NA															
mercury	0.7	1	U	U	U	U	NA															
molybdenum	--	15	U	U	U	U	NA															
nickel	100	20	U	U	U	U	NA															
potassium	--	1,000	1,600	1,600	1,700	1,600	NA															
selenium	10	30	U	U	U	U	NA															
silver	50	10	U	U	U	U	NA															
sodium	20,000	1,000	**41,000**	**41,000**	**40,000**	**47,000**	NA															
thallium	0.5	80	U	U	U	U	NA															
vanadium	--	10	U	U	U	U	NA															
zinc	2,000	20	U	U	6.9 F	5.4 F	NA															
Leachate Indicators (mg/L)																						
alkalinity, Total	--	10	180		170	170	160															
ammonia	2	0.2	0.22 F		0.35 F	U	0.2															
BOD5	--	2.4	U		U	U	1.4 F															
bromide	2	0.5	0.037 F		U	U	U															
COD	--	5	U		U	U	U															
chloride	250	1	110		120	130	73															
color	15	5	NA		U	NA	U															
cyanide, Total	200	0.02	NA		0.0080 F	U	NA															
hardness, Total	--	1	300		280	280	200															
nitrate	10	1	0.017 F		0.055 F	U	U															
TKN	1	0.2	0.13 F		0.30 B	0.18 FB	0.45 F															
sulfate	250	1	35		34	37	29															
TDS	500	10	410		410	**530**	330															
TOC	--	1	0.39 F		U	0.71 F	0.61 F															
phenolics, Total	--	0.005	U		U	U	NA															

For notes, please refer to the end of the tables section.

Table 6-2
Groundwater and Surface Water Sampling Results (continued)

Location of Well	NYSDEC Class GA Groundwater Standards	Reporting Limit	LF6MW-1																							
Date of Collection			6/28/2006		9/18/2006		12/11/2006		4/9/2007		6/20/2007		9/27/2007		12/10/2007		4/2/2008		6/17/2008		9/30/2008		12/9/2008		4/14/2009		6/29/2009	
Sample ID No.			LF6M0168AA		LF6M0168BB		LF6M0168CA		LF6M0168DA		LF6M0168EA		LF6M0168FA		LF6M0168GA		LF6M0168HA		LF6MO168IA		LF6MO168JA		LF6MO168KA		LF6M0168LA		LF6M0168MA	
Depth to Water (ft)			63.18		63.21		62.19		61.18		60.97		62.46		62.59		61.55		61.24		62.39		62.52		62.00		62.03	
VOCs (µg/L)																												
1,1,1-trichloroethane	5*	1	U		U		U		U		U		U		U		U		U		U		U		U		U	
1,1-dichloroethene	5*	1	U		U		U		U		U		U		U		U		U		U		U		U		U	
1,2-dichloroethane	0.6	1	U		U		U		U		U		U		U		U		U		U		U		U		U	
1,4-dichlorobenzene	3	0.5	U		U		U		U		U		U		U		U		U		U		U		U		U	
acetone	50	10	1.1 F		U		U		1.00 F		U		U		U		U		U		U		U		U		U	
benzene	1	0.1	U		U		U		U		U		U		U		U		U		U		U		U		U	
carbon disulfide	1,000	0.5	U		U		U		U		U		U		0.170 F		U		U		U		U		UJ		U	
chloroform	7	0.3	U		U		U		U		U		U		U		U		U		U		U		U		U	
chloromethane	5*	1	U		U		UJ		U		U		U		U		U		U		U		U		U		U	
cis-1,2-dichloroethene	5*	1	U		U		U		U		U		U		U		U		U		U		U		U		U	
dichlorodifluoromethane	5*	1	U		U		U		UM		U		U		U		U		U		U		U		U		U	
hexachlorobutadiene	0.5*	0.6	U		U		U		U		U		U		U		U		U		U		U		U		U	
methylene chloride	5*	1	U		U		0.330 F		U		U		U		0.120 F♦		U		U		U		U		U		U	
trichloroethene (TCE)	5*	1	U		U		U		U		U		U		U		U		U		U		U		U		U	
toluene	5*	1	U		U		U		U		U		U		U		U		U		U		U		U		U	
trans-1,2-dichloroethene	5*	1	U		U		U		U		U		U		U		U		U		U		U		U		U	
trichlorofluoromethane	5*	1	U		U		U		U		U		U		U		U		U		U		U		U		0.180 F	
vinyl chloride	2	1	U		U		U		U		U		UJ		U		U		U		U		U		U		U	
xylenes, Total	--	1.5	U		U		U		U		U		U		U		U		U		U		U		U		U	
Total VOCs (µg/L)			**1.1**		**0**		**0.33**		**1**		**0**		**0**		**0.290**		**0**		**0**		**0**		**0**		**0**		**0.180**	
Metals (µg/L) [Dissolved / Total][1]																												
aluminum	2,000	200	55.5 F	94.6 F	U	80.8 F	U	U	U	U	U	U	U	U	U	U	U	U	U	U	U	U	U	72 F	U	U	4.4 F♦	U
antimony	3	50	U	U	U	U	U	U	U	U	U	U	U	U	U	U	U	U	U	U	U	U	U	U	U	U	3.1 F	U
arsenic	25	30	U	U	U	U	U	U	U	U	U	U	U	U	U	U	U	U	U	U	U	U	U	U	U	U	U	U
barium	1,000	50	1 F	54.3	94.2	95.8	64	66	69	70	36 F♦	37 F	56♦	56♦	31 F	33 F	15 F	15 F	18 F♦	18 F♦	44 F♦	46 F	14 F	14 F	17 F♦	17 F	21 F♦	20 F
berylium	3	4	U	U	U	U	U	U	U	U	U	U	U	U	U	U	U	U	U	U	U	U	U	U	U	U	U	U
boron	1,000	110	20.7 J	15.7 J	NA	NA	NA	NA	NA	NA	14♦	16♦	U	U	NA	NA	12	11	15 J♦	14♦	NA	NA	NA	NA	NA	NA	U	U
cadmium	5	5	U	2.4 F	U	0.73 F	U	U	U	U	U	U	U	U	U	U	U	U	0.58 F	U	U	U	U	U	U	U	U	U
calcium	--	1,100	65,500	149,000	216,000	217,000	150,000	150,000	150,000	150,000	73,000♦	76,000	110,000	110,000	61,000	64,000♦	32,000	31,000	42,000	44,000♦	99,000♦	100,000	32,000	32,000	47,300	40,000	54,000♦	53,000♦
chromium	50	10	2.3 F	11.1	4.31 F	33.2	7.5 F	7.7 F	9.5 F	12	6.7 F♦	11	4.5 F	5.4 F♦	4.7 F	3.8 F♦	U	U	2.6 F♦	1.9 F	3.4 F	3.8 F♦	U	7.7F♦	U	3.8 F	4.0 F♦	5.0 F♦
cobalt	--	60	1 F	U	U	U	U	U	U	U	U	U	U	U	U	U	U	U	U	U	U	U	U	U	U	U	U	U
copper	200	10	U	6.1 F	U	U	3.1 F	U	U	U	U	U	U	U	U	U	U	U	U	U	U	U	U	U	U	U	U	U
iron	300	200	18.5 F	104 F	U	117 F	20 F	28 F	11 F	17 F	9.8 F	26 F	8.7 F	22 F	23 F	10 F♦	5.2 F	11 F♦	40 F	12 F	9.4 F♦	14 F	U	25 F♦	U	29 F	U	18 F
lead	25	25	U	U	U	U	U	U	U	U	U	U	U	U	U	U	U	U	U	U	U	U	U	U	U	U	U	U
magnesium	35,000	1,000	**37,500 J**	23,100 J	**41,200**	**40,300**	**37,000**	**37,000**	35,000	**36,000**	19,000	21,000	25,000	26,000♦	12,000	12,000	5,500	5,100	8,200♦	8,400♦	16,000	17,000	5,400	5,300	6500♦	6,200	7,100♦	7,000♦
manganese	300	10	6.7 F	6.2 F	U	4 F	U	U	U	U	U	1.6 F	U	U	U	U	U	U	U7	U	2.1 F♦	U	U	U	3.4♦	3.0 F	U	U
mercury	0.7	1	NA	NA	NA	NA	NA	NA	NA	NA	NA	NA	NA	NA	NA	NA	NA	NA	NA	NA	NA	NA	NA	NA	U	U	U	U
molybdenum	--	15	4 F	U	U	U	U	U	U	U	U	U	U	U	U	U	U	U	U	U	U	U	U	U	U	U	U	U
nickel	100	20	**125 J**	4.2 F	U	2.13 F	2.0 F	1.9 F	U	2.1 F	U	U	U	1.2 F♦	U	U	U	U	U	U	U	1.2 F	U	U	U	U	U	U
potassium	--	1,000	1,490	2,830	3,650	3,710	3,000	2,900	3,000	3,100	2,000	2,200	2,700	2,800♦	2,000	2,100♦	1,400	1,500	1400 F♦	1,100♦	2,100	2,200	1,200	1,200	1400♦	1,400	1,400♦	1,300
selenium	10	30	U	U	U	U	U	U	U	U	U	U	U	U	U	U	U	U	U	U	U	U	U	U	U	U	U	U
silver	50	10	U	1.1 F	U	U	U	U	U	1.0 F	U	U	U	U	U	U	U	U	U	U	U	U	U	U	U	U	U	U
sodium	20,000	1,000	**93,800**	**378,000**	**563,000**	**573,000**	**570,000**	**570,000**	**720,000**	**730,000**	**560,000♦**	**570,000**	**800,000♦**	**800,000♦**	**550,000♦**	**600,000♦**	**360,000**	**350,000**	**420,000♦**	**410,000♦**	**620,000♦**	**630,000**	**340,000**	**340,000**	**260,000**	**250,000**	**370,000♦**	**370,000♦**
thallium	0.5	80	U	U	U	U	U	U	U	U	U	U	U	U	U	U	U	U	U	U	U	U	U	U	U	U	U	U
vanadium	--	10	U	U	U	U	U	U	U	0.95 F	U	U	U	U	U	U	U	U	U	U	U	U	U	U	U	U	U	U
zinc	2,000	20	U	18.9 F	17.1 F	30.6 B	8.4 F	4.6 F	U	U	U	U	47 B	60 B	60 B	74 B♦	11 F	11 F	13 F	13 F	14 F♦	17 F♦	69 B	81 B	U	U	5.2 F	U
Leachate Indicators (mg/L)																												
alkalinity, Total	--	10	251		250 F		330		360		400♦		340		320♦		270		330		390		340		270		280	
ammonia	2	0.2	0.039 F		U		U		U		0.028 F♦		U		0.049 F♦		0.016 F		0.057 B♦		U		U		U		U	
BOD5	--	2.4	UJ		U		UF		U		U		U		U		U		U		U		U		U		U	
bromide	2	0.5	U		0.25 F		0.12 F		0.24 F		0.18 F♦		0.26 F		U		U		U		0.18 F		UJ		0.064 F♦		0.077 F	
COD	--	5	U		14 B		24 B		19 F		20 F		28 F		13 B		6.3 F♦		6.3 F		17		3.7 F		6.0 F		U	
chloride	250	1	3.6		**1,300 M**		**970 M**		**1,100 M**		**740 M♦**		**1,200**		**740**		**340♦**		**390**		**870**		**280**		**270**		**430**	
color	15	5	**80**		NA		NA		NA		U		NA		NA		U		U		NA		NA		U		NA	
cyanide, Total	200	0.02	0.0076 F		NA		NA		NA		0.012 F		NA		NA		0.0090 F		0.015 F♦		NA		NA		NA		NA	
hardness, Total	--	1	444		740		520		530		260		360		240		100		190 F		370♦		130 F♦		140		180♦	
nitrate	10	1	0.77 F		0.95 F		0.87		1.6		0.94 F		1.0		0.97 F♦		0.82 F♦		0.81 F		1.2		0.75		0.82 F		1.0	
TKN	1	0.2	0.49		U		0.11 F		0.23		0.10 F♦		0.10 F♦		0.12 F		0.068 F♦		U		0.070 F		0.077 F♦		U		0.14 F	
sulfate	250	1	6.1		45		50		55 M		49♦		72♦		65 M		39♦		52		78 M		34		32		50	
TDS	500	10	156		**3,000**		**2,100**		**2,300**		**1,700♦**		**4,700 F♦**		**1,700♦**		**900**		**1,100♦**		**1,900♦**		**940**		**810**		**1,000**	
TOC	--	1	1.1		1.6		2.5 B		2.1		2.5		2.6 B♦		2.4		1.7		1.8		2.2♦		2.0		0.79 F		1.1	
phenolics, Total	--	0.005	U		U		U		U		U		0.0025 F♦		0.0015 F♦		0.00098 F♦		U		U		U		NA		NA	

For notes, please refer to the end of the tables section.

Table 6-2
Groundwater and Surface Water Sampling Results (continued)

Location of Well	NYSDEC Class GA Groundwater Standards	Reporting Limit	LF6MW-1																			
Date of Collection			**9/15/2009**		**3/22/2010**	**9/23/2010**	**6/6/2011**															
Sample ID No.			**LF6M0168NA**		**LF6M0168OA**	**LF6M0168PA**	**LF6M0168PA**															
Depth to Water (ft)			**63.02**		**63.52**	**64.47**	**62.09**															
VOCs (µg/L)																						
1,1,1-trichloroethane	5*	1	U		U	U	NA															
1,1-dichloroethene	5*	1	U		U	U	NA															
1,2-dichloroethane	0.6	1	U		U	U	NA															
1,4-dichlorobenzene	3	0.5	U		U	U	NA															
acetone	50	10	U		U	1.66 FB	NA															
benzene	1	0.1	U		U	U	NA															
carbon disulfide	1,000	0.5	U		U	U	NA															
chloroform	7	0.3	U		U	U	NA															
chloromethane	5*	1	U		U	U	NA															
cis-1,2-dichloroethene	5*	1	U		U	U	NA															
dichlorodifluoromethane	5*	1	U		U	U	NA															
hexachlorobutadiene	0.5*	0.6	U		U	U	NA															
methylene chloride	5*	1	U		U	U	NA															
trichloroethene (TCE)	5*	1	U		U	U	NA															
toluene	5*	1	U		U	U	NA															
trans-1,2-dichloroethene	5*	1	U		U	U	NA															
trichlorofluoromethane	5*	1	U		U	U	NA															
vinyl chloride	2	1	U		U	U	NA															
xylenes, Total	--	1.5	U		U	U	NA															
Total VOCs (µg/L)			**0**		**0**	**1.66**	NA															
Metals (µg/L) [Dissolved / Total][1]																						
aluminum	2,000	200	260 F	120 F♦	U	U	NA															
antimony	3	50	U	U	U	U	NA															
arsenic	25	30	U	U	U	U	NA															
barium	1,000	50	20 F	20 F♦	27 F♦	24 F	NA															
beryllium	3	4	U	U	U	U	NA															
boron	1,000	110	U	U	18 B♦	NA	NA															
cadmium	5	5	U	1.1 F♦	U	U	NA															
calcium	--	1,100	46,000	47,000♦	59,000 ♦	56,000	NA															
chromium	50	10	U	U	U	U	NA															
cobalt	--	60	U	U	U	U	NA															
copper	200	10	U	U	13 ♦	U	NA															
iron	300	200	U	11 F♦	18 F	15 F	NA															
lead	25	25	U	U	U	U	NA															
magnesium	35,000	1,000	5,500	5,700♦	6,400	5,600	NA															
manganese	300	10	U	U	U	U	NA															
mercury	0.7	1	U	U	U	U	NA															
molybdenum	--	15	U	U	U	U	NA															
nickel	100	20	U	U	U	U	NA															
potassium	--	1,000	1,300	1,300♦	1,900 ♦	1,800	NA															
selenium	10	30	U	U	U	U	NA															
silver	50	10	U	U	U	U	NA															
sodium	20,000	1,000	**290,000**	**300,000♦**	**330,000 ♦**	**310,000**	NA															
thallium	0.5	80	U	U	U	U	NA															
vanadium	--	10	U	U	U	U	NA															
zinc	2,000	20	U	U	16 FB♦	8.1 F♦	NA															
Leachate Indicators (mg/L)																						
alkalinity, Total	--	10	280		320	310	360															
ammonia	2	0.2	0.019 F♦		U	U	0.10 F															
BOD5	--	2.4	U		U	U	U															
bromide	2	0.5	0.14 F		U	U	0.12 F															
COD	--	5	6.7 F		5.2 FB♦	8.1 FB♦	10 F♦															
chloride	250	1	**290 M♦**		**320**	**310**	**480**															
color	15	5	NA		U	NA	U															
cyanide, Total	200	0.02	NA		0.013 F	0.0063 F	U															
hardness, Total	--	1	160		170	160	240															
nitrate	10	1	1.0 ♦		0.86 FB ♦	0.98 F♦	0.9															
TKN	1	0.2	U		0.19 FB♦	0.29 BF♦	0.49 F															
sulfate	250	1	61 M♦		42	65♦	50															
TDS	500	10	**870♦**		**840**	**850**	**1,200**															
TOC	--	1	1.3♦		1.4 B	2.0	1.5															
phenolics, Total	--	0.005	U		U	U	U															

For notes, please refer to the end of the tables section.

Table 6-2
Groundwater and Surface Water Sampling Results (continued)

Location of Well	NYSDEC Class GA Groundwater Standards	Reporting Limit	LF6VMW-10R2																							
Date of Collection			6/29/2006		9/19/2006		12/13/2006		4/13/2007		6/21/2007		10/1/2007		12/12/2007		4/7/2008		6/18/2008		10/1/2008		12/11/2008		4/16/2009		6/30/2009	
Sample ID No.			LF6VM10R230AA		LF6VM10R230BB		LF6VM10R230CA		LF6VM10R230DA		LF6VM10R230EA		LF6VM10R230FA		LF6VM10R230GA		LF6VM10R230HA		LF6VM10R230IA		LF6VM10R230JA		LF6VM10R230KA		LF6VM10R230LA		LF6VM10R230MA	
Depth to Water (ft)			12.92		13.33		12.27		11.40		12.15		13.22		12.61		11.47		12.27		13.01		12.49		12.02		12.46	
VOCs (µg/L)																												
1,1,1-trichloroethane	5*	1	U		U		U		U		U		U		U		U		U		U		U		U		U	
1,1-dichloroethene	5*	1	U		U		U		U		U		U		U		U		U		U		U		U		U	
1,2-dichloroethane	0.6	1	U		U		U		U		U		U		U		U		U		U		U		U		U	
1,4-dichlorobenzene	3	0.5	U		U		U		U		U		U		U		U		U		U		U		U		U	
acetone	50	10	U		U		U		U		U		U		U		U		U		U		U		U		1.31 F	
benzene	1	0.1	U		U		U		U		U		U		U		U		U		U		U		U		U	
carbon disulfide	1,000	0.5	U		U		U		U		U		U		0.120 F		U		U		U		U		UJ		U	
chloroform	7	0.3	U		U		U		U		U		U		U		U		U		U		U		U		U	
chloromethane	5*	1	0.18 F		U		U		U		U		U		U		U		U		U		U		U		U	
cis-1,2-dichloroethene	5*	1	U		U		U		U		U		U		U		U		U		U		U		U		U	
dichlorodifluoromethane	5*	1	U		U		UJ		U		U		U		U		U		U		U		U		U		U	
hexachlorobutadiene	0.5*	0.6	U		U		U		U		U		U		U		U		U		U		U		U		U	
methylene chloride	5*	1	U		U		U		U		U		U		0.110 F		U		U		U		U		U		U	
trichloroethene (TCE)	5*	1	U		U		U		U		U		U		U		U		U		U		U		U		U	
toluene	5*	1	U		U		U		U		U		U		U		U		U		U		U		U		U	
trans-1,2-dichloroethene	5*	1	U		U		U		U		U		U		U		U		U		U		U		U		U	
trichlorofluoromethane	5*	1	U		U		U		U		U		U		U		U		U		U		U		U		U	
vinyl chloride	2	1	U		U		U		U		U		U		U		U		U		U		U		U		U	
xylenes, Total	--	1.5	U		U		U		U		U		U		U		U		U		U		U		U		U	
Total VOCs (µg/L)			**0.18**		**0**		**0**		**0**		**0**		**0**		**0.230**		**0**		**0**		**0**		**0**		**0**		**1.31**	
Metals (µg/L) [Dissolved / Total][1]																												
aluminum	2,000	200	57.7 F	**3,500**	U	1,060	U	**2,400**	U	**2,500**	U	1,300	U	1,100	U	**2,200**	U	1,600	U	990	U	1,200	U	**3,100**	U	1,500	U	1,600 ♦
antimony	3	50	U	U	U	U	U	U	U	U	U	U	U	U	U	U	U	U	U	U	U	U	U	U	U	U	U	U
arsenic	25	30	U	U	U	U	U	U	U	U	U	U	U	U	U	U	U	U	U	U	U	U	U	U	U	U	U	U
barium	1,000	50	3.3 F	18.1 F	2.59 F	8.13 F	2.4 F	13 F	1.4 F	1.4 F	2.2 F	8.2 F	1.7 F	6.3 F	2.4 F	13 F	2.0 F	9.3 F	1.6 F	7.2 F	1.9 F	7.8 F	2.4 F	16 F	U	8.4 F	U	9.6 F
beryllium	3	4	U	U	U	U	U	U	U	U	U	U	U	U	U	0.11 F	U	U	U	U	U	U	U	U	U	U	U	U
boron	1,000	110	13.9	13.1	NA	NA	NA	NA	NA	NA	7.8 F	8.5 F	NA	NA	NA	NA	7.9 F	12	8.5 F	6.6 F	NA	NA	NA	NA	NA	NA	U	U
cadmium	5	5	U	0.3 F	U	U	U	U	U	U	U	U	U	U	U	U	U	U	U	U	U	U	U	U	U	U	U	U
calcium	--	1,100	25,700	26,300	26,800	27,900	26,000	27,000	25,000	29,000	26,000	27,000	26,000	28,000	25,000	27,000	26,000	27,000	28,000	28,000	26,000	28,000	26,000	29,000	26,000	27,000	27,000	27,000
chromium	50	10	1.6 F	4.9 F	U	U	U	3.9 F	U	4.3 F	2.3 F	3.3 F	U	1.6 F	2.0 F	5.4 F	U	3.5 F	U	U	2.3 F	4.2 F	2.9 F	6.0 F	U	3.4 F	U	3.1 F
cobalt	--	60	U	1.6 F	U	U	U	U	U	U	U	U	U	U	U	U	U	U	U	U	U	U	U	U	U	U	U	U
copper	200	10	U	8.8 F	U	3.31 F	2.4 F	9.8 F	U	7.6 F	U	4.0 F	U	2.0 F	U	4.0 F	U	5.4 F	U	2.9 F	U	3.2 F	U	7.8 F	U	8.5 F	U	4.8 F
iron	300	200	21.9 F	**4,510**	U	**1,540**	5.5 F	**3,300**	110 F	**3,500**	9.7 F	**1,900**	U	**1,300**	U	**2,200**	U	**2,200**	U	**1,200**	U	**1,300**	U	**3,800**	U	**2,100**	U	**2,000**
lead	25	25	U	U	U	U	U	U	U	U	U	U	U	0	U	U	U	U	U	U	U	U	U	U	U	U	U	U
magnesium	35,000	1,000	6,850	7,650	6,970	7,480	7,200	7,900	6,600	8,100	6,900	7,500	6,900	7,400	6,900	7,400	6,900	7,700	7,500	7,600	7,100	7,700	7,300	8,600	6,900	7,800	7,400	7,800
manganese	300	10	2.3 F	194	U	74.2	U	140	U	160	U	96	U	6.4 F	U	100	U	97	U	76	U	73	U	180	U	100	U	100
mercury	0.7	1	NA	NA	NA	NA	NA	NA	NA	NA	NA	NA	NA	NA	NA	NA	NA	NA	NA	NA	NA	NA	NA	NA	U	U	U	U
molybdenum	--	15	U	U	U	U	U	U	U	U	U	U	U	U	U	U	U	U	U	U	U	U	U	U	U	U	U	U
nickel	100	20	U	3.9 F	U	1.92 F	U	3.0 F	U	2.4 F	U	1.8 F	U	1.5 F	U	2.1 F	U	2.3 F	U	U	U	2.0 F	U	3.5 F	U	U	U	U
potassium	--	1,000	942 F	1,850	637 F	972 F	620 F	1,400	500 F	1,600	670 F	1,100	660 F	1,000	730 F	1,500	630 F	1,200	630 F	920 F	630 F	1,100	670 F	1,700	590 F	1,100	620 F	1,200
selenium	10	30	U	U	U	U	U	U	U	U	U	U	U	U	U	U	U	U	U	U	U	U	U	U	U	U	U	U
silver	50	10	U	U	1.11 F	0.93 F	U	U	U	U	U	U	U	U	U	U	U	U	U	U	U	U	U	U	U	U	U	U
sodium	20,000	1,000	3,390 J	2,010 J	2,210	2,240	2,400	2,400	2,300	2,500	2,300	2,400	2,300	2,400	2,200	2,300	2,200	2,300	2,100 B	2,100 B	2,000 B	2,100	2,000	2,200	2,000	2,100	2,100	2,100
thallium	0.5	80	U	U	U	U	U	U	U	U	U	U	U	U	U	U	U	U	U	U	U	U	U	U	U	U	U	U
vanadium	--	10	U	5.9 F	0.89 F	2.59 F	U	4.7 F	0.91 F	4.8 F	U	2.4 F	U	1.7 F	U	3.6 F	U	2.9 F	U	1.9 F	U	2.1 F	U	5.6 F	U	2.6 F	U	3.2 F
zinc	2,000	20	5.4 F	14.9 F	33.4 B	33.4 B	13 F	24	U	16 F	U	7.7 F	8.3 F	13 F	38 B	51 B	10 F	20 B	1.1 F	16 F	10 F	19 F	78 B	81 B	U	1.6 F	U	12 F
Leachate Indicators (mg/L)																												
alkalinity, Total	--	10	93.8		84		86		82		82		80		86		92		80		88		80		80		78	
ammonia	2	0.2	U		0.023 F		U		U		0.025 F		0.011 F		U		0.014 F		0.047 F		0.019 F		U		0.029 F		U	
BOD5	--	2.4	U		U		U		U		U		U		U		U		U		U		U		U		U	
bromide	2	0.5	U		U		U		U		U		U		U		0.018 F		0.024 F		0.016 F		UJ		0.033 F		0.037 F	
COD	--	5	12 B		9.2 F		U		19		11 B		U		6.3 F		8.5 F		6.3 F		U		8.2 F		8.2 F		6.7 F	
chloride	250	1	2.7		2.5		2.1		2.1		2.4		2.4		2.3		3.4		5.0		3.6		4.1		4.1		5.0	
color	15	5	**140**		NA		NA		NA		U		NA		NA		U		U		NA		NA		U		NA	
cyanide, Total	200	0.02	U		NA		NA		NA		U		NA		NA		0.010 F		0.0050 F		NA		NA		NA		NA	
Fluoride	1.5	1																										
hardness, Total	--	1	86.7		130		100		96		92		92		120		92		420		120		120		110		100	
nitrate	10	1	0.29 F		0.24 F		0.47		0.17		0.16 B		0.16 B		0.055 F		0.23		0.39		0.19		0.14		0.77		0.90	
TKN	1	0.2	0.076 F		U		U		0.076 F		U		0.38 B		U		U		U		U		U		U		U	
sulfate	250	1	10.9		12		11		12		13		12		12		13		15		14		13		14		14	
TDS	500	10	148		120		140		70		130		120		130		120		120		130		93		130		140	
TOC	--	1	0.45 F		U		0.73 F		U		0.76 F		0.54 F		0.59 F		1.3		U		0.49 F		U		U		0.51 F	
phenolics, Total	--	0.005	U		U		U		U		U		U		U		U		U		U		U		NA		NA	

For notes, please refer to the end of the tables section.

Table 6-2
Groundwater and Surface Water Sampling Results (continued)

Location of Well	NYSDEC Class GA Groundwater Standards	Reporting Limit	LF6VMW-10R2																	
Date of Collection			**9/15/2009**		**3/24/2010**	**9/16/2010**	**6/7/2011**													
Sample ID No.			**LF6VM10R230NA**		**LF6VM10R230OA**	**LF6VM10R230PA**	**LF6VM10R230PA**													
Depth to Water (ft)			**13.29**		**12.78**	**14.11**	**11.97**													
VOCs (µg/L)																				
1,1,1-trichloroethane	5*	1	U		U	U	NA													
1,1-dichloroethene	5*	1	U		U	U	NA													
1,2-dichloroethane	0.6	1	U		U	U	NA													
1,4-dichlorobenzene	3	0.5	U		U	U	NA													
acetone	50	10	U		U	1.51 FB	NA													
benzene	1	0.1	U		U	U	NA													
carbon disulfide	1,000	0.5	U		U	U	NA													
chloroform	7	0.3	U		U	U	NA													
chloromethane	5*	1	U		U	U	NA													
cis-1,2-dichloroethene	5*	1	U		U	U	NA													
dichlorodifluoromethane	5*	1	U		U	U	NA													
hexachlorobutadiene	0.5*	0.6	U		U	U	NA													
methylene chloride	5*	1	U		U	U	NA													
trichloroethene (TCE)	5*	1	U		U	U	NA													
toluene	5*	1	U		U	U	NA													
trans-1,2-dichloroethene	5*	1	U		U	U	NA													
trichlorofluoromethane	5*	1	U		U	U	NA													
vinyl chloride	2	1	U		U	U	NA													
xylenes, Total	--	1.5	U		U	U	NA													
Total VOCs (µg/L)			**0**		**0**	**1.51**	NA													
Metals (µg/L) [Dissolved / Total][1]																				
aluminum	2,000	200	220	740	690	1,700	NA													
antimony	3	50	U	U	U	U	NA													
arsenic	25	30	U	U	U	U	NA													
barium	1,000	50	2.9 F	5.4 F	4.7 F	9.4 F	NA													
beryllium	3	4	U	U	U	U	NA													
boron	1,000	110	U	U	8.1 F	NA	NA													
cadmium	5	5	U	U	U	U	NA													
calcium	--	1,100	28,000	29,000	28,000	34,000	NA													
chromium	50	10	U	U	U	U	NA													
cobalt	--	60	U	U	U	U	NA													
copper	200	10	U	U	U	U	NA													
iron	300	200	230	**940**	**820**	**2,500**	NA													
lead	25	25	U	U	U	U	NA													
magnesium	35,000	1,000	7,500	7,900	7,500	9,400	NA													
manganese	300	10	19	61	40	120	NA													
mercury	0.7	1	U	U	U	U	NA													
molybdenum	--	15	U	U	U	U	NA													
nickel	100	20	U	U	U	2.5 F	NA													
potassium	--	1,000	730 F	930 F	810 F	1,400	NA													
selenium	10	30	U	U	U	U	NA													
silver	50	10	U	U	U	U	NA													
sodium	20,000	1,000	2,200	2,200	2,300 B	2,400	NA													
thallium	0.5	80	U	U	U	U	NA													
vanadium	--	10	U	U	U	2.7 F	NA													
zinc	2,000	20	4.1 F	11 F	8.4 F	12 F	NA													
Leachate Indicators (mg/L)																				
alkalinity, Total	--	10	80		82	80	88													
ammonia	2	0.2	U		U	U	0.25 F													
BOD5	--	2.4	U		U	U	U													
bromide	2	0.5	0.044 F		0.067 F	U	0.12 F													
COD	--	5	U		U	U	U													
chloride	250	1	4.6		3.5	7.4	7.0													
color	15	5	NA		U	NA	U													
cyanide, Total	200	0.02	NA		NA	U	NA													
Fluoride	1.5	1	|		|	|	U													
hardness, Total	--	1	110		100	120	120													
nitrate	10	1	0.68		0.6	0.64 F	0.89													
TKN	1	0.2	U		0.20 B	0.16 FB	0.42 F													
sulfate	250	1	14		14	19	22													
TDS	500	10	130		110	110	150													
TOC	--	1	0.48 F		U	1.1	8													
phenolics, Total	--	0.005	U		U	U	NA													

For notes, please refer to the end of the tables section.

Table 6-2
Groundwater and Surface Water Sampling Results (continued)

Location of Well	NYSDEC Class GA Groundwater Standards	Reporting Limit	LF6MW-12																							
Date of Collection			6/29/2006		9/19/2006		12/13/2006		4/17/2007		6/25/2007		10/1/2007		12/12/2007		4/7/2008		6/18/2008		10/2/2008		12/11/2008		4/16/2009		7/1/2009	
Sample ID No.			LF6M1246AA		LF6M1246BB		LF6M1246CA		LF6M1246DA		LF6M1246EA		LF6M1246FA		LF6M1246GA		LF6M1246HA		LF6M1246IA		LF6M1246JA		LF6M1246KA		LF6M1246LA		LF6M1246MA	
Depth to Water (ft)			4.48		4.91		3.90		2.90		3.89		4.85		4.2		3.29		3.91		4.06		4.12		3.74		4.15	
VOCs (µg/L)																												
1,1,1-trichloroethane	5*	1	U		U		U		U		U		U		U		U		U		U		U		U		U	
1,1-dichloroethene	5*	1	U		0.63 F		U		0.490 F		U		0.530 F		U		0.490 F		U		U		U		U		U	
1,2-dichloroethane	0.6	1	U		U		U		U		U		U		U		U		U		U		U		U		U	
1,4-dichlorobenzene	3	0.5	U		U		U		U		U		U		U		U		U		U		U		U		U	
acetone	50	10	0.76 F		U		U		U		U		U		U		U		U		**66.0 F**		U		U		U	
benzene	1	0.1	0.62		0.47 F		U		0.360 F		U		0.390 F		U		0.310 F		U		U		U		U		U	
carbon disulfide	1,000	0.5	U		U		U		U		U		U		U		U		U		6.00 F		U		U		U	
chloroform	7	0.3	U		U		U		U		U		U		U		U		U		U		U		U		U	
chloromethane	5*	1	U		U		U		U		U		U		U		U		U		U		U		U		U	
cis-1,2-dichloroethene	5*	1	**470**		**264**		**275**		**192 J**		**175**		**179**		**163**		**158**		**138**		**160**		**266**		**120**		**117**	
dichlorodifluoromethane	5*	1	U		U		UJ		U		U		U		U		U		U		U		U		U		U	
hexachlorobutadiene	0.5*	0.6	U		U		U		U		U		U		U		U		U		U		U		U		U	
methylene chloride	5*	1	U		U		U		U		**6.00 F**		U		U		U		U		4.50 F		U		U		U	
trichloroethene (TCE)	5*	1	**1,500**		**942**		**1,060 J**		**851 J**		**702**		**741**		**791**		**767**		**727**		**664**		**523**		**653**		**709**	
toluene	5*	1	U		U		U		U		U		U		U		U		U		U		U		U		U	
trans-1,2-dichloroethene	5*	1	**16**		**12.8**		**8.75 F**		4.68		**9.00 F**		**14.9**		**20.2 F**		**5.31**		**8.25**		**28.5**		**11 F**		4.75 F		**6.00 F**	
trichlorofluoromethane	5*	1	U		U		U		U		U		U		U		U		U		U		U		U		U	
vinyl chloride	2	1	**2.7**		**2.4**		U		1.27		U		1.57		U		U		U		U		U		U		U	
xylenes, Total	--	1.5	U		U		2.50 F		U		U		U		U		U		U		U		U		U		U	
Total VOCs (µg/L)			**1,990.08**		**1,222.30**		**1,348.75**		**1,049.80**		**892.00**		**937.39**		**974.2**		**931.11**		**873.25**		**929.00**		**800**		**777.75**		**832**	
Metals (µg/L) [Dissolved / Total][1]																												
aluminum	2,000	200	58.2 F	80.8 F	U	55.1 F	U	U	45 F	U	U	U	U	U	U	U	U	U	U	U	67 F	120 F	U	U	U	U	U	U
antimony	3	50	U	U	U	U	U	U	U	U	U	U	U	U	2.3 F	1.6 F	U	U	2.0 F	1.7 F	U	U	U	U	U	U	U	U
arsenic	25	30	U	U	U	U	U	U	U	U	U	U	U	U	U	U	U	U	U	U	U	U	U	U	U	U	U	U
barium	1,000	50	3.9 F	3.6 F	2.59 F	3.13 F	2.1 F	3.7 F	2.7 F	2.1 F	2.8 F	2.9 F	1.8 F	2.0 F	3.1 F	2.8 F	3.2 F	3.0 F	2.1 F	2.1 F	10 F	9.9 F	18 F	18 F	17 F	18 F	17 F	17 F
beryllium	3	4	U	U	U	U	U	U	U	U	U	U	U	U	U	U	U	U	U	U	U	U	U	U	U	U	U	U
boron	1,000	110	126	115	NA	NA	NA	NA	NA	NA	100	110	NA	NA	NA	NA	110	100	100	100	NA	NA	NA	NA	NA	NA	U	U
cadmium	5	5	U	0.7 F	U	U	U	U	U	U	U	U	U	U	U	U	U	U	U	U	U	U	U	U	U	U	U	U
calcium	--	1,100	134,000	126,000	127,000	130,000	130,000	130,000	120,000	120,000	120,000	120,000	110,000	120,000	130,000	120,000	130,000	130,000	130,000	130,000	25,000	24,000	81,000	83,000	110,000	110,000	120,000	120,000
chromium	50	10	U	1.1 F	2.43 F	3.43 F	3.0 F	3.4 F	6.1 F	2.4 F	3.6 F	4.0 F	3.5 F	3.4 F	6.1 F	5.6 F	5.2 F	6.0 F	3.1 F	2.6 F	U	1.5 F	5.6 F	6.1 F	4.0 F	5.2 F	3.4 F	3.7 F
cobalt	--	60	U	U	U	U	U	U	U	U	U	U	U	U	U	U	U	U	U	U	U	U	U	U	U	U	U	U
copper	200	10	2.4 F	18	U	7.23 F	U	4.2 F	U	5.4 F	U	U	U	U	U	U	U	U	U	U	3.5 F	13	U	8.7 F	U	U	U	U
iron	300	200	19 F	228	38.8 F	139	37 F	51 F	16 F	46 F	10 F	1.5 F	39 F	39 F	21 F	53 F	13 F	20 F	17 F	27 F	71 F	130 F	**360**	**400**	**450**	**450**	**480**	**480**
lead	25	25	7.5 F	U	U	U	U	U	U	U	U	U	U	U	U	U	U	U	U	U	U	U	U	U	U	U	U	U
magnesium	35,000	1,000	30,000	28,500	28,600	29,000	27,000	27,000	25,000	25,000	25,000	25,000	25,000	25,000	28,000	26,000	29,000	29,000	29,000	29,000	7,200	6,900	28,000	27,000	30,000	30,000	29,000	29,000
manganese	300	10	**4,450**	**4,890**	**4,640**	**4,840**	**4,400**	**4,400**	**4,400**	**4,400**	**4,600**	**4,600**	**4,800**	**4,900**	**5,200**	**5,000**	**5,000**	**5,000**	**5,000**	**4,900**	**2,700**	**2,700**	**4,200**	**4,200**	**4,600**	**4,400**	**4,500**	**4,500**
mercury	0.7	1	NA	NA	NA	NA	NA	NA	NA	NA	NA	NA	NA	NA	NA	NA	NA	NA	NA	NA	NA	NA	NA	NA	U	U	U	U
molybdenum	--	15	1.4 F	U	U	U	U	U	U	U	U	U	3.0 F	3.5 F	4.9 F	4.8 F	U	U	U	U	56	53	U	5.1 F	U	U	U	U
nickel	100	20	3.7 F	2.5 F	U	U	U	1.3 F	U	U	U	1.3 F	2.9 F	U	1.2 F	1.3 F	1.2 F	1.2 F	U	U	U	U	U	U	U	U	U	U
potassium	--	1,000	6,990	6,720	5,110	5,440	4,900	5,600	5,300	5,200	4,600	4,700	4,200	4,400	4,700	4,600	4,700	4,700	4,400	4,400	2,200	2,100	4,200	4,300	4,600	4,700	4,600	4,500
selenium	10	30	U	U	U	U	4.2 F	5.9 F	U	U	U	U	U	U	U	3.0 F	U	U	U	U	3.6 F	3.6 F	U	U	U	U	U	U
silver	50	10	U	U	U	U	U	U	U	U	U	1.6 F	U	U	U	U	U	U	U	U	U	U	U	U	U	U	U	U
sodium	20,000	1,000	18,000	15,300	16,200	16,600	17,000	17,000	18,000	18,000	18,000	18,000	18,000	18,000	**21,000**	20,000	**24,000**	**24,000**	**29,000**	**29,000**	**73,000**	**70,000**	**33,000**	**33,000**	**26,000**	**26,000**	**26,000**	**26,000**
thallium	0.5	80	U	U	U	U	U	U	U	U	U	U	U	U	U	U	U	U	U	U	U	U	U	U	U	U	U	U
vanadium	--	10	U	U	U	U	U	U	U	U	U	U	U	U	U	U	U	U	U	U	U	U	U	U	U	U	U	U
zinc	2,000	20	11.5	8.5 F	20.2 B	24.5 B	5.4 F	7.0 F	8.5 F	11 F	U	U	50 B	22 B	27 B	49 B	12 F	12 F	15 F	20	11 F	14 F	17 F	73 B	U	U	U	U
Leachate Indicators (mg/L)																												
alkalinity, Total	--	10	431		350		340		330		320		290		310		330		350		120		210		290		310	
ammonia	2	0.2	0.013 F		0.051 B		0.041 F		0.073		0.078		0.068		0.062		0.065		0.10 B		0.11 B		0.098		0.12 B		0.085	
BOD5	--	2.4	U		U		U		U		U		U		U		U		U		63 F		28		U		U	
bromide	2	0.5	U		0.09 F		U		0.15		0.10 F		0.12		0.21		0.24		0.16		0.17 F		U		0.17 F		0.18 F	
COD	--	5	U		U		16		13 B		24 B		8.5 F		13 B		11		8.5 F		110		35		10		14	
chloride	250	1	38		44		49		49		55		52		66		75		58		63		75		70		64	
color	15	5	13		NA		NA		NA		U		NA		NA		U		U		NA		NA		U		NA	
cyanide, Total	200	0.02	U		NA		NA		NA		U		NA		NA		0.0087 F		0.0093 F		NA		NA		NA		NA	
Fluoride	1.5	1																										
hardness, Total	--	1	212		470		420		410		400		380		550		24		110		96		310		400		420	
nitrate	10	1	0.05 F		U		U		U		U		U		U		0.015		0.016 F		U		U		U		0.030 F	
TKN	1	0.2	U		0.082 F		0.059 F		U		0.058 F		0.14 F		0.071 F		0.092 F		0.14 F		0.64		0.28		0.18 F		0.22	
sulfate	250	1	56.9		59		55		53		60		68		72		66		82		23		55		79		70	
TDS	500	10	**564**		**520**		**540**		**510**		**510**		**1000**		**530**		**540**		**530**		310		430		**550**		**570**	
TOC	--	1	2.2		1.7		2.0		1.6		1.5		1.8		1.7		1.8		1.6		33		8.3		1.6		1.7	
phenolics, Total	--	0.005	U		U		U		U		U		U		U		0.0013 F		U		U		U		NA		NA	

For notes, please refer to the end of the tables section.

Table 6-2
Groundwater and Surface Water Sampling Results (continued)

Location of Well	NYSDEC Class GA Groundwater Standards	Reporting Limit	LF6MW-12																	
Date of Collection			**9/16/2009**		**3/24/2010**	**9/16/2010**	**6/8/2011**													
Sample ID No.			**LF6M1246NA**		**LF6M1246OA**	**LF6M1246PA**	**LF6M1246PA**													
Depth to Water (ft)			**4.77**		**4.20**	**6.55**	**3.75**													
VOCs (µg/L)																				
1,1,1-trichloroethane	5*	1	U		U	U	U													
1,1-dichloroethene	5*	1	U		U	U	2.1													
1,2-dichloroethane	0.6	1	U		U	U	U													
1,4-dichlorobenzene	3	0.5	U		U	U	U													
acetone	50	10	U		U	**226 FB**	**55**													
benzene	1	0.1	U		U	U	0.28 F													
carbon disulfide	1,000	0.5	U		U	3.50 F	U													
chloroform	7	0.3	U		U	U	U													
chloromethane	5*	1	U		U	U	U													
cis-1,2-dichloroethene	5*	1	**174**		**241**	**972**	**530**													
dichlorodifluoromethane	5*	1	U		U	U	U													
hexachlorobutadiene	0.5*	0.6	U		U	U	U													
methylene chloride	5*	1	U		U	U	U													
trichloroethene (TCE)	5*	1	**711**		**655**	**14.5 F**	**220**													
toluene	5*	1	U		U	U	U													
trans-1,2-dichloroethene	5*	1	**9.25 F**		**7.25 F**	5.00 F	**6.2**													
trichlorofluoromethane	5*	1	U		U	U	U													
vinyl chloride	2	1	U		U	U	**4.7**													
xylenes, Total	--	1.5	U		U	U	U													
Total VOCs (µg/L)			**894.25**		**903.25**	**1221**	**818.28**													
Metals (µg/L) [Dissolved / Total][1]																				
aluminum	2,000	200	U	U	U	U	NA													
antimony	3	50	U	U	U	U	NA													
arsenic	25	30	U	U	U	U	NA													
barium	1,000	50	14 F	14 F	17 F	24 F	NA													
beryllium	3	4	U	U	U	U	NA													
boron	1,000	110	U	U	76	NA	NA													
cadmium	5	5	U	U	U	U	NA													
calcium	--	1,100	120,000	120,000	130,000	180,000	NA													
chromium	50	10	U	5.4 F	U	5.4 F	NA													
cobalt	--	60	U	U	U	U	NA													
copper	200	10	U	U	U	U	NA													
iron	300	200	**480**	**420**	**590**	**1,000**	NA													
lead	25	25	U	U	U	U	NA													
magnesium	35,000	1,000	27,000	28,000	29,000	30,000	NA													
manganese	300	10	**4,400**	**4,400**	**5,000**	**15,000**	NA													
mercury	0.7	1	U	U	U	U	NA													
molybdenum	--	15	U	U	U	U	NA													
nickel	100	20	U	U	U	U	NA													
potassium	--	1,000	4,300	4,500	4,500	4,700	NA													
selenium	10	30	U	U	U	U	NA													
silver	50	10	U	U	U	U	NA													
sodium	20,000	1,000	**24,000**	**25,000**	**24,000**	**53,000**	NA													
thallium	0.5	80	U	U	U	U	NA													
vanadium	--	10	U	U	U	U	NA													
zinc	2,000	20	U	8.5 F	5.4 F	70 F	NA													
Leachate Indicators (mg/L)																				
alkalinity, Total	--	10	300		310	430	420													
ammonia	2	0.2	0.068		0.034 F	U	0.20 F													
BOD5	--	2.4	U		10	550 F	U													
bromide	2	0.5	0.12 F		0.4	U	0.20 F													
COD	--	5	14		22	1,300	54													
chloride	250	1	68		110	78	85													
color	15	5	NA		U	NA	U													
cyanide, Total	200	0.02	NA		NA	U	U													
Fluoride	1.5	1	|		|	|	**3.1**													
hardness, Total	--	1	420		450	580	460													
nitrate	10	1	U		U	U	U													
TKN	1	0.2	U		0.63 B	0.73	0.60 F													
sulfate	250	1	62		66	14	50													
TDS	500	10	**510**		**540**	**770**	**640**													
TOC	--	1	3		4.5	270	12													
phenolics, Total	--	0.005	U		U	U	U													

For notes, please refer to the end of the tables section.

Table 6-2
Groundwater and Surface Water Sampling Results (continued)

Location of Well	NYSDEC Class GA Groundwater Standards	Reporting Limit	LF6VMW-17D																							
Date of Collection			6/28/2006		9/18/2006		12/12/2006		4/13/2007		6/21/2007		9/28/2007		12/10/2007		4/3/2008		6/18/2008		10/1/2008		12/9/2008		4/14/2009		6/29/2009	
Sample ID No.			LF6VM17D48AA		LF6VM17D48BB		LF6VM17D48CA		LF6VM17D48DA		LF6VM17D48EA		LF6VM17D48FA		LF6VM17D48GA		LF6VM17D48HA		LF6VM17D48IA		LF6VM17D48JA		LF6VM17D48KA		LF6VM17D48LA		LF6VM17D48MA	
Depth to Water (ft)			13.00		13.41		11.22		9.30		12.18		14.25		12.92		9.88		12.15		13.68		12.05		10.29		12.11	
VOCs (µg/L)																												
1,1,1-trichloroethane	5*	1	U		U		U		U		U		U		U		U		U		U		U		U		U	
1,1-dichloroethene	5*	1	U		U		U		U		U		U		U		U		U		U		U		U		U	
1,2-dichloroethane	0.6	1	U		U		U		U		U		U		U		U		U		U		U		U		U	
1,4-dichlorobenzene	3	0.5	U		U		U		U		U		U		U		0.180 F		U		U		U		U		U	
acetone	50	10	1.1 F		1.12 F		U		U		U		U		U		U		U		U		U		U		5.06 F	
benzene	1	0.1	U		U		U		U		U		U		U		U		U		U		U		U		U	
carbon disulfide	1,000	0.5	U		U		U		U		U		U		U		U		U		U		U		UJ		U	
chloroform	7	0.3	U		U		U		U		U		U		U		U		U		U		U		U		U	
chloromethane	5*	1	U		U		U		U		U		U		U		U		U		U		U		U		U	
cis-1,2-dichloroethene	5*	1	U		U		U		U		U		U		U		U		U		U		U		U		U	
dichlorodifluoromethane	5*	1	U		U		UF		U		U		U		U		U		U		U		U		U		U	
hexachlorobutadiene	0.5*	0.6	U		U		U		U		U		U		U		U		U		U		U		U		U	
methylene chloride	5*	1	U		0.42 F		U		U		U		U		0.170 F		U		U		U		U		U		U	
trichloroethene (TCE)	5*	1	U		U		U		U		U		U		U		U		U		U		U		U		U	
toluene	5*	1	U		U		U		U		U		U		U		U		U		U		U		U		0.190 F	
trans-1,2-dichloroethene	5*	1	U		U		U		U		U		U		U		U		U		U		U		U		U	
trichlorofluoromethane	5*	1	U		U		U		U		U		U		U		U		U		U		U		U		U	
vinyl chloride	2	1	U		U		U		U		U		U		U		U		U		U		U		U		U	
xylenes, Total	--	1.5	U		U		U		U		U		U		U		U		U		U		U		U		U	
Total VOCs (µg/L)			**1.1**		**1.54**		**0**		**0**		**0**		**0**		**0.170**		**0.180**		**0**		**0**		**0**		**0**		**5.25**	
Metals (µg/L) [Dissolved / Total][1]																												
aluminum	2,000	200	46.4 F	555	U	146 F	U	U	U	U	U	U	U	U	U	U	U	U	U	U	U	47 F	U	40 B	U	U	U	55 F
antimony	3	50	U	U	U	U	U	U	1.9 F	U	U	U	U	U	U	U	U	U	U	U	U	U	U	U	U	U	U	U
arsenic	25	30	U	U	U	U	U	U	U	U	U	U	U	U	U	U	U	U	U	U	U	U	U	U	U	U	U	U
barium	1,000	50	8.8 F	13.1 F	9.59 F	9.76 F	10 F	9.4 F	13 F	13 F	9.4 F	9.2 F	8.5 F	8.0 F	12 F	11 F	10 F	9.8 F	8.4 F	7.8 F	7.9 F	8.1 F	8.5 F	11 F	8.3 F	7.8 F	7.2 F	8.0 F
beryllium	3	4	U	U	U	U	U	U	U	U	U	U	U	U	U	U	U	U	U	U	U	U	U	U	U	U	U	U
boron	1,000	110	13	10.8	NA	NA	NA	NA	NA	NA	6.8 F	7.2 F	NA	NA	NA	NA	6.1 F	4.8 F	6.0 F	5.4 F	NA	NA	NA	NA	NA	NA	U	U
cadmium	5	5	U	U	U	U	U	U	U	U	U	U	U	U	U	U	U	U	U	U	U	U	U	U	U	U	U	U
calcium	--	1,100	28,000	30,900	35,000	34,600	35,000	35,000	46,000	45,000	34,000	33,000	31,000	30,000	37,000	37,000	41,000	40,000	34,000	32,000	28,000	29,000	30,000	31,000	31,000	31,000	28,000	29,000
chromium	50	10	4.9 F	9.6 B	U	6.85 F	2.6 F	2.7 F	3.8 F	1.6 F	2.6 F	3.5 F	2.2 F	2.3 F	2.9 F	2.0 F	U	U	U	U	2.0 F	3.3 F	U	22	U	U	U	3.7 F
cobalt	--	60	U	U	U	U	U	U	U	U	U	U	U	U	U	U	U	U	U	U	U	U	U	U	U	U	U	U
copper	200	10	U	5.2 F	U	U	2.4 F	2.6 F	U	U	U	U	U	U	U	U	U	U	U	U	U	U	U	3.0 F	U	U	U	U
iron	300	200	U	**833**	U	96.6	7.2 F	42 F	U	U	U	U	U	U	U	U	U	U	U	8.1 F	U	16 F	U	**520**	U	27 F	U	16 F
lead	25	25	U	U	U	U	U	U	U	U	U	U	U	U	U	U	U	U	U	U	U	U	U	U	U	U	U	U
magnesium	35,000	1,000	7,870	8,420	9,680	9,260	10,000	10,000	12,000	12,000	9,600	9,400	9,400	9,100	11,000	10,000	11,000	11,000	9,700	9,100	8,600	8,700	8,800	9,000	9,000	8,600	8,100	8,400
manganese	300	10	0.3 F	35.4	U	3.36 F	U	U	U	U	U	U	U	U	U	U	U	U	U	U	U	U	U	21	U	U	U	U
mercury	0.7	1	NA	NA	NA	NA	NA	NA	NA	NA	NA	NA	NA	NA	NA	NA	NA	NA	NA	NA	NA	NA	NA	NA	U	U	U	U
molybdenum	--	15	U	U	U	U	U	U	U	U	U	U	U	U	U	U	U	U	U	U	U	U	U	U	U	U	U	U
nickel	100	20	U	9.9 F	U	U	2.8 F	1.8 F	U	U	U	U	U	U	U	U	U	U	U	U	U	1.2 F	U	11 F	U	U	U	U
potassium	--	1,000	1,190	1,420	745 F	891 F	700 F	660 F	850 F	760 F	740 F	820 F	720 F	750 F	770 F	740 F	660 F	620 F	560 F	540 F	600 F	630 F	570 F	670 F	580 F	530 F	440 F	610 F
selenium	10	30	U	U	U	U	U	U	U	U	U	U	U	U	U	U	U	U	U	U	U	U	U	U	U	U	U	U
silver	50	10	U	U	U	U	U	U	1.0 F	U	U	U	U	U	U	U	U	U	U	U	U	U	U	U	U	U	U	U
sodium	20,000	1,000	2,320	1,910	1,780	1,790	1,800	1,700	1,800	1,800	1,900	2,000	2,000	2,100	2,000	2,000	1,900 B	1,800 B	1,800 B	1,800 B	1,600	1,700 B	1,600 B	1,700 B	1,600	2,600	1,500	1,600
thallium	0.5	80	U	U	U	U	U	U	U	U	U	U	U	U	U	U	U	U	U	U	U	U	U	U	U	U	U	U
vanadium	--	10	U	1.6 F	U	U	U	U	0.72 F	0.71 F	U	U	U	U	U	U	U	U	U	U	U	U	U	U	U	U	U	U
zinc	2,000	20	U	6.4 F	15.8 F	17.1 F	7.7 F	9.3 F	U	U	U	U	48 B	51 B	35 B	35 B	11 F	11 F	11 F	12 F	10 F	11 F	65 B	49 B	U	U	U	U
Leachate Indicators (mg/L)																												
alkalinity, Total	--	10	110		120		150		150		110		100		120		130		120		92		110		110		96	
ammonia	2	0.2	U		U		U		U		0.026 F		U		0.025 F		U		0.043 F		0.027 F		U		U		0.13	
BOD5	--	2.4	U		U		U		U		U		U		U		U		U		U		U		U		U	
bromide	2	0.5	U		U		U		U		U		U		U		U		U		U		UJ		U		U	
COD	--	5	U		U		9.4 F		19		8.5 F		U		4.1 F		8.5 F		U		U		U		28		U	
chloride	250	1	2.9		3		2.5		2.3		2.4		2.1		2.0		2.0		1.9		1.7		3.4		1.7		1.6	
color	15	5	**50**		NA		NA		NA		U		NA		NA		U		U		NA		NA		U		NA	
cyanide, Total	200	0.02	0.0076 F		NA		NA		NA		U		NA		NA		0.0043 F		0.0047 F		NA		NA		NA		NA	
Fluoride	1.5	1	|		|		|		|		|		|		|		|		|		|		|		|	
hardness, Total	--	1	99.5		130.0		130		160		120		76		140		140		120		120		120		120		110	
nitrate	10	1	0.13 F		0.18 F		0.18		0.21		0.16 B		0.15 B		0.22		0.19		0.16		0.14		0.17		0.18		0.15	
TKN	1	0.2	0.38		U		U		U		U		U		0.060 F		U		U		0.12 F		U		U		0.16 F	
sulfate	250	1	7.8		8.3		8.2		8.6		8.5		8.2		8.2		8.6		8.3		8.3		8.5		8.9		8.5	
TDS	500	10	135		150		150		170		150		140		130		140		99		100		140		81		120	
TOC	--	1	0.44 F		0.72 F		0.87 F		0.97 F		0.54 F		0.71 F		0.80 F		0.86 F		U		0.44 F		0.64 F		U		U	
phenolics, Total	--	0.005	U		U		U		U		U		U		0.0021 F		U		U		U		U		NA		NA	

For notes, please refer to the end of the tables section.

Table 6-2
Groundwater and Surface Water Sampling Results (continued)

Location of Well	NYSDEC Class GA Groundwater Standards	Reporting Limit	LF6VMW-17D																			
Date of Collection			**9/14/2009**		**3/22/2010**	**9/15/2010**	**6/7/2011**															
Sample ID No.			**LF6VM17D48NA**		**LF6VM17D48OA**	**LF6VM17D48PA**	**LF6VM17D48PA**															
Depth to Water (ft)			**14.00**		**12.06**	**15.05**	**9.86**															
VOCs (µg/L)																						
1,1,1-trichloroethane	5*	1	U		U	U	NA															
1,1-dichloroethene	5*	1	U		U	U	NA															
1,2-dichloroethane	0.6	1	U		U	U	NA															
1,4-dichlorobenzene	3	0.5	U		U	U	NA															
acetone	50	10	U		U	1.97 FB	NA															
benzene	1	0.1	U		U	U	NA															
carbon disulfide	1,000	0.5	U		U	U	NA															
chloroform	7	0.3	U		U	U	NA															
chloromethane	5*	1	U		U	U	NA															
cis-1,2-dichloroethene	5*	1	U		U	U	NA															
dichlorodifluoromethane	5*	1	U		U	U	NA															
hexachlorobutadiene	0.5*	0.6	U		U	U	NA															
methylene chloride	5*	1	U		U	U	NA															
trichloroethene (TCE)	5*	1	U		U	U	NA															
toluene	5*	1	U		U	U	NA															
trans-1,2-dichloroethene	5*	1	U		U	U	NA															
trichlorofluoromethane	5*	1	U		U	U	NA															
vinyl chloride	2	1	U		U	U	NA															
xylenes, Total	--	1.5	U		U	U	NA															
Total VOCs (µg/L)			**0**		**0**	**1.97**	NA															
Metals (µg/L) [Dissolved / Total][1]																						
aluminum	2,000	200	U	U	U	U	NA															
antimony	3	50	U	U	U	U	NA															
arsenic	25	30	U	U	U	U	NA															
barium	1,000	50	7.1 F	6.4 F	9.1 F	7.1 F	NA															
beryllium	3	4	U	U	U	U	NA															
boron	1,000	110	U	U	11 B	NA	NA															
cadmium	5	5	U	U	U	U	NA															
calcium	--	1,100	26,000	26,000	31,000	23,000	NA															
chromium	50	10	U	U	U	4.4 F	NA															
cobalt	--	60	U	U	U	U	NA															
copper	200	10	U	U	U	U	NA															
iron	300	200	U	U	U	U	NA															
lead	25	25	U	U	U	U	NA															
magnesium	35,000	1,000	8,000	7,800	8,900	6,900	NA															
manganese	300	10	U	U	U	U	NA															
mercury	0.7	1	U	U	U	U	NA															
molybdenum	--	15	U	U	U	U	NA															
nickel	100	20	U	U	U	U	NA															
potassium	--	1,000	520 F	450 F	580 F	720 F	NA															
selenium	10	30	U	U	U	U	NA															
silver	50	10	U	U	U	U	NA															
sodium	20,000	1,000	1,600	1,600	1,900 B	1,400	NA															
thallium	0.5	80	U	U	U	U	NA															
vanadium	--	10	U	U	U	U	NA															
zinc	2,000	20	U	U	U	5.7 F	NA															
Leachate Indicators (mg/L)																						
alkalinity, Total	--	10	86		98	84	91															
ammonia	2	0.2	U		U	U	0.079 F															
BOD5	--	2.4	U		U	U	U															
bromide	2	0.5	1.6		U	U	U															
COD	--	5	U		U	U	U															
chloride	250	1	1.6		1.5	1.5	1.3 F															
color	15	5	NA		U	NA	U															
cyanide, Total	200	0.02	NA		0.0083 F	U	NA															
Fluoride	1.5	1	|		|	|	U															
hardness, Total	--	1	110		110	85	100															
nitrate	10	1	0.15 B		0.16 B	U	0.16 F															
TKN	1	0.2	U		0.23 B	0.16 FB	0.38 F															
sulfate	250	1	8.7		9.3 B	9.5	10															
TDS	500	10	100		98 B	100	110															
TOC	--	1	0.52 F		0.60 FB	U	0.49 F															
phenolics, Total	--	0.005	U		U	U	NA															

For notes, please refer to the end of the tables section.

Table 6-2
Groundwater and Surface Water Sampling Results (continued)

Location of Well	NYSDEC Class GA Groundwater Standards	Reporting Limit	LF6VMW-17S																							
Date of Collection			6/28/2006		9/18/2006		12/15/2006		4/13/2007		6/21/2007		9/28/2007		12/10/2007		4/3/2008		6/18/2008		10/2/2008		12/9/2008		4/15/2009		6/29/2009	
Sample ID No.			LF6VM17S13AA		LF6VM17S12BB		LF6VM17S12CA		LF6VM17S12DA		LF6VM17S12EA		LF6VM17S12FA		LF6VM17S12GA		LF6VM17S15HA		LF6VM17S15IA		LF6VM17S13JA		LF6VM17S13KA		LF6VM17S15LA		LF6VM17S15MA	
Depth to Water (ft)			--		12.26		9.27		7.77		11.08		13.40		12.07		6.38		11.08		12.78		10.60		8.77		10.89	
VOCs (µg/L)																												
1,1,1-trichloroethane	5*	1	U		U		U		U		U		U		U		U		U		U		U		U		U	
1,1-dichloroethene	5*	1	U		U		U		U		U		U		U		U		U		U		U		U		U	
1,2-dichloroethane	0.6	1	U		U		U		U		U		U		U		U		U		U		U		U		U	
1,4-dichlorobenzene	3	0.5	U		U		U		U		U		U		U		U		U		U		U		U		U	
acetone	50	10	1.3 F		U		U		1.70 F		U		U		2.07		U		U		U		U		1.37 F		4.61 F	
benzene	1	0.1	U		U		U		U		U		U		U		U		U		U		U		U		U	
carbon disulfide	1,000	0.5	U		U		U		U		U		U		U		U		U		U		U		UJ		U	
chloroform	7	0.3	U		U		U		U		U		U		U		U		U		U		U		U		U	
chloromethane	5*	1	U		U		U		U		U		U		U		U		U		U		0.340 F		U		U	
cis-1,2-dichloroethene	5*	1	U		U		U		U		U		U		U		U		U		U		U		U		U	
dichlorodifluoromethane	5*	1	U		U		UF		U		UF		UF		U		U		U		U		U		U		U	
hexachlorobutadiene	0.5*	0.6	U		U		U		U		U		U		U		U		U		U		U		U		U	
methylene chloride	5*	1	U		U		U		U		U		U		U		U		U		U		U		U		U	
trichloroethene (TCE)	5*	1	U		U		U		U		U		U		U		U		U		U		U		U		U	
toluene	5*	1	U		U		U		U		U		U		U		U		U		U		U		U		0.190 F	
trans-1,2-dichloroethene	5*	1	U		U		U		U		U		U		U		U		U		U		U		U		U	
trichlorofluoromethane	5*	1	U		U		U		U		U		U		U		U		U		U		U		U		U	
vinyl chloride	2	1	U		U		U		U		U		U		U		U		U		U		U		U		U	
xylenes, Total	--	1.5	U		U		U		U		U		U		U		U		U		U		U		U		U	
Total VOCs (µg/L)			**1.3**		**0**		**0**		**1.7**		**0**		**0**		**2.07**		**0**		**0**		**0**		**0.34**		**1.37**		**4.8**	
Metals (µg/L) [Dissolved / Total][1]																												
aluminum	2,000	200	331 B	361	290	1,650	720	760	900	1,000	590	590	470	1,300	600	**5,300**	690	730	580	520	360 B	1,100	620 B	850	890	900	570	630
antimony	3	50	U	U	U	U	U	U	U	1.8 F	U	U	U	U	U	U	U	U	1.6 F	U	U	U	U	U	U	U	U	U	
arsenic	25	30	U	U	U	U	U	U	U	U	U	U	U	U	U	U	U	U	U	U	U	U	U	U	U	U	U	U
barium	1,000	50	76.6	71.2	86.2	87.8	110	120	64	64	88	87	81	85	69	100	86	83	120	100	93	92	86	91	91	89	91	95
beryllium	3	4	U	U	U	0.47 F	0.72 F	0.64 F	0.62 F	0.57 F	0.50 F	0.45 F	0.57 F	0.67 F	0.66 F	0.89 F	0.40 F	0.39 F	0.54 F	0.50 F	0.47 F	0.55 F	0.58 F	0.59 F	0.56 F	.54 F	0.47 F	0.59 F
boron	1,000	110	12.2 J	7.9 F	NA	NA	NA	NA	NA	NA	6.7 F	5.5 F	NA	NA	NA	NA	4.2 F	3.4 F	4.2 F	4.5 F	NA	NA	NA	NA	NA	NA	U	U
cadmium	5	5	1.9 F	1.9 F	1.84 F	U	3.9 F	3.5 F	4.2 F	3.8 F	3.2 F	2.9 F	2.7 F	2.8 F	2.6 F	2.2 F	2.7 F	2.6 F	3.3 F	3.0 F	2.1 F	2.3 F	2.1 F	2.2 F	3.1 F	3.0 F	1.9 F	2.7 F
calcium	--	1,100	11,900	11,600	10,500	10,600	9,100	9,300	8,500	8,500	8,500	8,400	8,000	7,900	8,300	8,800	8,100	7,900	10,000	8,900	8,100	7,900	8,600	9,100	8,900	8700	8,300	8,700
chromium	50	10	0.5 F	1.1 F	U	17.7	U	U	1.8 F	3.4 F	U	U	U	6.2 F	U	25	U	U	U	U	U	8.3 F	U	5.6 F	U	U	U	U
cobalt	--	60	6.1 F	6.2 F	U	7.49 F	8.4 F	6.4 F	U	U	U	U	8.8 F	9.3 F	6.8 F	U	7.5 F	6.6 F	U	U	U	7.1 F	U	U	7.3 F	7.0 F	U	6.9 F
copper	200	10	U	2.2 F	U	2.55 F	4.9 F	6.2 F	3.2 F	3.6 F	U	2.1 F	U	3.4 F	6.0 F	14	4.4 F	5.3 F	U	U	U	2.9 F	U	U	3.2 F	4.6 F	U	U
iron	300	200	18 F	128 F	14.6 F	**3,170**	**1,700**	**2,000**	75 F	210	19 F	39 F	110 F	**3,600**	19 F	**13,000**	140 F	190 F	17 F	3.3 F	11 F	**2,700**	14 F	**930**	12 F	110 F	U	16 F
lead	25	25	U	U	U	U	U	U	U	U	U	U	U	U	U	U	U	U	U	U	U	U	U	U	U	U	U	U
magnesium	35,000	1,000	1,860	1,900	1,820	2,050	1,800	1,800	1,800	1,800	1,900	1,800	1,600	1,700	1,600	2,300	1,600	1,600	2,300	2,000	1,600	1,700	1,900	2,100	1,800	1,800	1,800	2,000
manganese	300	10	**524**	**536**	291	**336**	**320**	**340**	120	120	230	220	**540**	**530**	240	**330**	290	280	**390**	**310**	270	280	230	240	260	260	180	190
mercury	0.7	1	NA	NA	NA	NA	NA	NA	NA	NA	NA	NA	NA	NA	NA	NA	NA	NA	NA	NA	NA	NA	NA	NA	U	U	U	U
molybdenum	--	15	U	U	U	U	U	U	U	U	U	U	U	U	U	U	U	U	U	U	U	U	U	U	U	U	U	U
nickel	100	20	12.3 F	12.8 F	13.4 F	21.5	7.6 F	9.1 F	3.7 F	5.5 F	17 F	17 F	19 F	19 F	12 F	26	6.7 F	9.5 F	11 F	10 F	11 F	14 F	7.7 F	10 F	7.8 F	8.7 F	7.4 F	7.9 F
potassium	--	1,000	337 F	270 F	380 F	789 F	220 F	210 F	U	U	U	U	230 F	320 F	220 F	730 F	170 F	160 F	190 F	200 F	210 F	390 F	U	U	230 F	230 F	U	250 F
selenium	10	30	U	U	U	U	U	U	U	U	U	U	U	U	U	U	U	U	U	U	U	U	U	U	U	U	U	U
silver	50	10	U	U	U	U	U	U	U	U	U	U	U	U	U	U	U	U	U	U	U	U	U	U	U	U	U	U
sodium	20,000	1,000	2,520 J	1,850 J	2,280	2,090	1,500	1,000 B	1,300	1,300	1,400	1,400	1,400	1,300	1,400	1,400	6,000	5,500	1,900 B	1,700 B	2,200 B	1,800 B	1,400 B	1,500 B	3,300	3,300 B	1,300	1,500
thallium	0.5	80	U	U	U	U	U	U	U	U	U	U	U	U	U	U	U	U	U	U	U	U	U	U	U	U	U	U
vanadium	--	10	U	U	U	2.36 F	U	U	U	U	U	U	U	U	U	4.0 F	U	U	U	U	U	0.84 F	U	U	U	U	U	U
zinc	2,000	20	13.5 F	12.2 F	34.2 B	52 B	31	39 B	21	23	24	27	69 B	59 B	74 B	83 B	35 B	32 B	39	35	31 B	33 B	62 B	68 B	23	22	21	22
Leachate Indicators (mg/L)																												
alkalinity, Total	--	10	3.9 F		U		U		U		U		U		U		U		U		U		U		U		U	
ammonia	2	0.2	U		U		0.10		0.014 F		0.041 F		0.034 F		0.038 F		0.038 F		0.050 B		0.014 F		U		0.036 F		U	
BOD5	--	2.4	UJ		U		U		U		U		U		U		U		U		U		U		U		U	
bromide	2	0.5	U		U		U		U		U		U		U		U		U		U		UJ		U		U	
COD	--	5	12.3		14 B		24 B		26		17 B		20		28 B		6.3 F		17		15		6.0 F		U		9.0 F	
chloride	250	1	1.9		0.66 F		0.46 F		0.78 F		0.72 F		0.77 F		0.74 F		0.62 F		0.52 F		0.62 F		2.4		0.52 F		0.63 F	
color	15	5	U		NA		NA		NA		U		NA		NA		U		U		NA		NA		U		NA	
cyanide, Total	200	0.02	0.0076 F		NA		NA		NA		U		NA		NA		0.012 F		U		NA		NA		NA		NA	
Fluoride	1.5	1	|		|		|		|		|		|		|		|		|		|		|		|	
hardness, Total	--	1	31.9		80 B		36		72		28		U		150.0		28		40		32		44		56		44	
nitrate	10	1	1		1.1		1.3		1.3		1.6		1.0		1.3		1.9		3.0		1.5		3.3		4.2		3.5 J	
TKN	1	0.2	0.058 F		0.19 F		0.31 F		0.16 F		0.11 F		0.33		0.63		0.42		0.078 F		0.36		0.13 F		0.45 B		0.21	
sulfate	250	1	33.9		33		30		25		25		24		25		26		22		21		18		20		16	
TDS	500	10	87		100		87		50		60		63		36		74		82		59		57		62		62	
TOC	--	1	2.5		3.9		5.5		4.3		3.7 B		5.5		4.7		8.9		5.1		4.5		3.9		8.4		3.7	
phenolics, Total	--	0.005	U		U		U		U		U		U		0.0018 F		U		0.0014 F		U		U		NA		NA	

For notes, please refer to the end of the tables section.

Table 6-2
Groundwater and Surface Water Sampling Results (continued)

Location of Well	NYSDEC Class GA Groundwater Standards	Reporting Limit	LF6VMW-17S																	
Date of Collection			**9/15/2009**		**3/22/2010**	**9/15/2010**	**6/7/2011**													
Sample ID No.			**LF6VM17S13NA**		**LF6VM17S15OA**	**LF6VM17S15PA**	**LF6VM17S15PA**													
Depth to Water (ft)			**13.03**		**10.60**	**14.12**	**8.27**													
VOCs (µg/L)																				
1,1,1-trichloroethane	5*	1	U		U	U	NA													
1,1-dichloroethene	5*	1	U		U	U	NA													
1,2-dichloroethane	0.6	1	U		U	U	NA													
1,4-dichlorobenzene	3	0.5	U		U	U	NA													
acetone	50	10	U		U	2.48 FB	NA													
benzene	1	0.1	U		U	U	NA													
carbon disulfide	1,000	0.5	U		U	U	NA													
chloroform	7	0.3	U		U	U	NA													
chloromethane	5*	1	U		U	U	NA													
cis-1,2-dichloroethene	5*	1	U		U	U	NA													
dichlorodifluoromethane	5*	1	U		U	U	NA													
hexachlorobutadiene	0.5*	0.6	U		U	U	NA													
methylene chloride	5*	1	U		U	U	NA													
trichloroethene (TCE)	5*	1	U		U	U	NA													
toluene	5*	1	U		U	U	NA													
trans-1,2-dichloroethene	5*	1	U		U	U	NA													
trichlorofluoromethane	5*	1	U		U	U	NA													
vinyl chloride	2	1	U		U	U	NA													
xylenes, Total	--	1.5	U		U	U	NA													
Total VOCs (µg/L)			**0**		**0**	**2.48**	NA													
Metals (µg/L) [Dissolved / Total][1]																				
aluminum	2,000	200	360	**3,200**	610	1,600	NA													
antimony	3	50	U	U	U	U	NA													
arsenic	25	30	U	U	U	U	NA													
barium	1,000	50	67	81	66	51	NA													
beryllium	3	4	0.38 F	0.59 F	0.44 F	0.56 F	NA													
boron	1,000	110	U	U	8.7 F	NA	NA													
cadmium	5	5	1.2 F	1.5 F	1.9 F	2.0 F	NA													
calcium	--	1,100	7,700	8,000	9,300	8,800	NA													
chromium	50	10	U	17	U	U	NA													
cobalt	--	60	U	U	4.4 F	4.2 F	NA													
copper	200	10	U	5.7 F	U	U	NA													
iron	300	200	11 F	**9,300 F**	87 F	**6,300**	NA													
lead	25	25	U	U	U	U	NA													
magnesium	35,000	1,000	1,700	2,000	1,900	1,900	NA													
manganese	300	10	**390**	**420**	170	170	NA													
mercury	0.7	1	U	U	U	U	NA													
molybdenum	--	15	U	U	U	U	NA													
nickel	100	20	7.6 F	16 F	6.4 F	5.5 F	NA													
potassium	--	1,000	U	440 F	U	370 F	NA													
selenium	10	30	U	U	U	U	NA													
silver	50	10	U	U	U	U	NA													
sodium	20,000	1,000	1,100	1,100	1,300	860 F	NA													
thallium	0.5	80	U	U	U	U	NA													
vanadium	--	10	U	U	U	U	NA													
zinc	2,000	20	18 F	21	22	19 F	NA													
Leachate Indicators (mg/L)																				
alkalinity, Total	--	10	80		U	U	1.8 F													
ammonia	2	0.2	0.018 F		U	U	0.20													
BOD5	--	2.4	U		U	U	U													
bromide	2	0.5	U		U	U	U													
COD	--	5	25		12 B	17	34 F													
chloride	250	1	0.70 F		0.95 F	1.4	0.46 F													
color	15	5	NA		U	NA	U													
cyanide, Total	200	0.02	NA		0.0081 F	U	NA													
Fluoride	1.5	1	|		|	|	0.063 F													
hardness, Total	--	1	24		31	30	47													
nitrate	10	1	3.0		4.4	4.5 F	3.4													
TKN	1	0.2	0.56		0.27 B	0.72 B	0.58 F													
sulfate	250	1	15		15 B	11	21													
TDS	500	10	65		52 B	78	67													
TOC	--	1	4.8		3.2 B	3.1 B	8.6													
phenolics, Total	--	0.005	U		U	U	NA													

For notes, please refer to the end of the tables section.

Table 6-2
Groundwater and Surface Water Sampling Results (continued)

Location of Well	NYSDEC Class GA Groundwater Standards	Reporting Limit	LF6VMW-18																					
Date of Collection			6/28/2006		9/18/2006		12/12/2006		4/13/2007		6/21/2007		9/28/2007		12/12/2007		4/3/2008		6/18/2008		9/30/2008		12/9/2008		4/14/2009		6/29/2009	
Sample ID No.			LF6VM1850AA		LF6VM1850BB		LF6VM1850CA		LF6VM1850DA		LF6VM1850EA		LF6VM1850FA		LF6VM1850GA		LF6VM1850HA		LF6VM1850IA		LF6VM1850JA		LF6VM1850KA		LF6VM1850LA		LF6VM1850MA	
Depth to Water (ft)			11.28		11.67		10.58		9.61		10.31		11.43		9.97		9.78		10.50		11.29		10.97		10.28		10.70	
VOCs (µg/L)																												
1,1,1-trichloroethane	5*	1	U		U		U		U		U		U		U		U		U		U		U		U		U	
1,1-dichloroethene	5*	1	U		U		U		U		U		U		U		U		U		U		U		U		U	
1,2-dichloroethane	0.6	1	U		U		U		U		U		U		U		U		U		U		U		U		U	
1,4-dichlorobenzene	3	0.5	U		U		U		U		U		U		U		0.200 F		U		U		U		U		U	
acetone	50	10	U		U		U		U		U		U		U		U		U		U		U		U		7.00 F	
benzene	1	0.1	U		U		U		U		U		U		U		U		U		U		U		U		U	
carbon disulfide	1,000	0.5	U		U		U		U		U		U		U		U		U		U		U		UF		U	
chloroform	7	0.3	U		U		U		U		U		U		U		0.120 F		U		U		U		U		U	
chloromethane	5*	1	U		U		U		U		U		U		U		U		U		U		0.400 F		U		U	
cis-1,2-dichloroethene	5*	1	U		U		U		U		U		U		U		U		U		U		U		U		U	
dichlorodifluoromethane	5*	1	U		U		UJ		U		U		U		U		U		U		U		U		U		U	
hexachlorobutadiene	0.5*	0.6	U		U		U		U		U		U		U		U		U		U		U		U		U	
methylene chloride	5*	1	U		U		U		U		U		U		0.110 F		U		U		U		U		U		U	
m,p-xylene	5*	2	U		U		U		U		U		U		U		U		U		U		U		U		U	
trichloroethene (TCE)	5*	1	U		U		U		U		U		U		U		U		U		U		U		U		U	
toluene	5*	1	U		U		U		U		U		U		U		U		U		U		U		U		0.210 F	
trans-1,2-dichloroethene	5*	1	U		U		U		U		U		U		U		U		U		U		U		U		U	
trichlorofluoromethane	5*	1	U		U		U		U		U		U		U		U		U		U		U		U		U	
vinyl chloride	2	1	U		U		U		U		U		U		U		U		U		U		U		U		U	
xylenes, Total	--	1.5	U		U		U		U		U		U		U		U		U		U		U		U		U	
Total VOCs (µg/L)			**0**		**0**		**0**		**0**		**0**		**0**		**0.110**		**0.320**		**0**		**0**		**0.400**		**0**		**8.350**	
Metals (µg/L) [Dissolved / Total][1]																												
aluminum	2,000	200	59.3 F	1,640	U	155 F	U	370	U	120 F	U	100 F	U	130	U	150 F	U	52 F	U	U	41 F	74 F	U	290 B	U	U	U	43 F
antimony	3	50	U	U	U	U	U	U	U	1.6 F	U	U	U	U	U	U	U	U	1.8 F	U	U	U	U	U	U	U	U	U	U
arsenic	25	30	U	U	U	U	U	U	U	U	U	U	U	U	U	U	U	U	U	U	U	U	U	U	U	U	U	U
barium	1,000	50	253	248	266	265	250	260	260	270	270	270	260	270	250	250	250	250	290	280	290	280	270	270	270	270	290	290
beryllium	3	4	U	U	U	U	U	U	U	U	U	U	U	U	U	U	U	U	U	U	U	U	U	U	U	U	U	U
boron	1,000	110	19.8	17.1	NA	NA	NA	NA	NA	NA	14	13	NA	NA	NA	NA	12	13	12	14	NA	NA	NA	NA	NA	NA	U	U
cadmium	5	5	U	U	U	U	U	U	U	U	U	U	U	U	U	U	U	U	U	U	U	U	U	U	U	U	U	U
calcium	--	1,100	76,800	79,300	79,300	79,900	80,000	81,000	79,000	81,000	81,000	82,000	77,000	81,000	77,000	76,000	75,000	77,000	86,000	84,000	84,000	81,000	78,000	80,000	73,000	72,000	77,000	80,000
chromium	50	10	U	8.2 F	2.27 F	8.14 F	5.1 F	7.8 F	6.4 F	5.2 F	5.3 F	5.7 F	4.2 F	5.6 F	5.3 F	7.2 F	2.9 F	3.6 F	3.2 F	5.1 F	5.1 F	5.3 F	5.2 F	10	2.9 F	5.8 F	U	18
cobalt	--	60	U	U	U	U	U	U	U	U	U	U	U	U	U	U	U	U	U	U	U	U	U	U	U	U	U	U
copper	200	10	U	13.7	U	U	2.6 F	6.3 F	U	U	U	U	U	U	U	U	U	U	U	U	U	U	U	U	U	U	U	U
iron	300	200	U	**2,500**	29.9 F	279	44 F	**1,000**	49 F	260	5.2 F	280	53 F	**320**	82 F	520	57 F	180 F	86 F	99 F	64 F	190 F	68 F	**870**	60 F	260	98 F	220
lead	25	25	U	U	U	U	U	U	U	U	U	U	U	U	U	U	U	U	U	U	U	U	U	U	U	U	U	U
magnesium	35,000	1,000	**38,500**	**39,600**	**41,000**	**41,100**	**41,000**	**41,000**	**40,000**	**41,000**	**41,000**	**41,000**	**39,000**	**40,000**	**37,000**	**37,000**	**37,000**	**38,000**	**43,000**	**42,000**	**41,000**	**39,000**	**38,000**	**39,000**	**36,000**	**36,000**	**38,000**	**39,000**
manganese	300	10	96	182	116	121	110	140	120	130	120	130	120	130	130	130	130	130	140	140	140	130	130	150	130	130	130	140
mercury	0.7	1	NA	NA	NA	NA	NA	NA	NA	NA	NA	NA	NA	NA	NA	NA	NA	NA	NA	NA	NA	NA	NA	U	U	NA	U	U
molybdenum	--	15	1.1 F	U	U	U	U	U	U	U	U	U	U	U	U	U	U	U	U	U	U	U	U	U	U	U	U	U
nickel	100	20	U	5.5 F	U	1.3 F	1.3 F	2.7 F	U	U	U	U	2.7 F	3.4 F	4.3 F	4.5 F	5.9 F	6.9 F	4.4 F	4.3 F	7.9 F	8.2 F	9.6 F	11 F	5.4 F	6.2 F	11 F	11 F
potassium	--	1,000	2,010	2,080	1,540	1,690	1,700	1,700	1,800	1,800	1,800	1,800	1,800	1,900	1,800	1,800	1,700	1,800	1,800	1,800	1,800	1,800	1,800	1,800	1,700	1,700	1,600	1,800
selenium	10	30	U	U	U	U	U	U	U	U	U	U	U	U	U	U	U	U	U	U	U	U	U	U	U	U	U	U
silver	50	10	U	U	U	U	U	U	U	1.1 F	U	U	U	U	U	U	U	U	U	U	U	U	U	U	U	U	U	U	U
sodium	20,000	1,000	12,300 F	9,780 F	13,600	13,500	16,000	16,000	18,000	19,000	20,000	20,000	20,000	20,000	19,000	19,000	20,000	**21,000**	**21,000**	**21,000**	**25,000**	**24,000**	**26,000**	**26,000**	**28,000**	**28,000**	**31,000**	**33,000**
thallium	0.5	80	U	U	U	U	U	U	U	U	U	U	U	U	U	U	U	U	U	U	U	U	U	U	U	U	U	U
vanadium	--	10	U	2.8 F	U	U	U	U	U	0.83 F	U	U	U	U	U	U	U	U	U	U	U	U	U	U	U	U	U	U
zinc	2,000	20	4.8 F	8.8 F	14.9 F	17.4 F	4.4 F	5.4 F	U	U	U	U	52 B	32 B	32 B	51 B	9.7 F	12 F	12 F	13 F	11 F	11 F	65 B	60 B	U	U	U	U
Leachate Indicators (mg/L)																												
alkalinity, Total	--	10	274		260		250		260		270		270		250		220		240		250		230		210		220	
ammonia	2	0.2	U		U		U		0.016 F		0.036 F		U		U		U		0.052 B		0.014 F		U		U		U	
BOD5	--	2.4	UJ		U		U		U		U		U		U		U		U		U		U		U		U	
bromide	2	0.5	U		0.044 F		U		U		0.038 F		0.049 F		0.050 F		0.038 F		0.052 F		0.047 F		UJ		0.047 F		0.039 F	
COD	--	5	14		U		9.4 F		13		8.5 F		4.1 F		6.3 F		4.1 F		20		8.2 F		U		6.0 F		U	
chloride	250	1	64.7		67		63		63		62		52		51		88		100		95		95		110		100 F	
color	15	5	**20**		NA		NA		NA		U		NA		NA		U		U		NA		NA		U		NA	
cyanide, Total	200	0.02	0.0076 F		NA		NA		NA		U		NA		NA		0.0098 F		U		NA		NA		NA		NA	
hardness, Total	--	1	315		410		380		360		370		320		340		340		410		380		330		340		360	
nitrate	10	1	0.655		0.14 F		0.092 F		0.11		0.24		0.21 B		0.27		0.058 F		0.082 F		0.046 F		U		U		U	
TKN	1	0.2	0.15 F		0.081 F		0.070 F		U		U		0.062 F		U		U		U		U		U		U		U	
sulfate	250	1	46.5		56		52		49		54		50		44		39		41		43		38		38		39	
TDS	500	10	420		480		470		420		**520**		330		410		290		420		480		450		430		490	
TOC	--	1	U		0.72 F		1.1		0.56 F		1.3 B		0.92 F		3.0		1.6		0.48 F		0.53 F		0.86 F		U		0.65 F	
phenolics, Total	--	0.005	U		U		U		U		U		U		U		U		U		U		U		NA		NA	

For notes, please refer to the end of the tables section.

Table 6-2
Groundwater and Surface Water Sampling Results (continued)

Location of Well	NYSDEC Class GA Groundwater Standards	Reporting Limit	LF6VMW-18																	
Date of Collection			**9/14/2009**		**3/22/2010**		**9/14/2010**		**6/6/2011**											
Sample ID No.			**LF6VM1850NA**		**LF6VM1850OA**		**LF6VM1850PA**		**LF6VM1850PA**											
Depth to Water (ft)			**11.81**		**11.41**		**13.58**		**10.34**											
VOCs (µg/L)																				
1,1,1-trichloroethane	5*	1	U		U		U		NA											
1,1-dichloroethene	5*	1	U		U		U		NA											
1,2-dichloroethane	0.6	1	U		U		U		NA											
1,4-dichlorobenzene	3	0.5	U		U		U		NA											
acetone	50	10	U		U		2.30 F		NA											
benzene	1	0.1	U		U		U		NA											
carbon disulfide	1,000	0.5	U		U		U		NA											
chloroform	7	0.3	U		U		U		NA											
chloromethane	5*	1	U		U		U		NA											
cis-1,2-dichloroethene	5*	1	U		U		U		NA											
dichlorodifluoromethane	5*	1	U		U		U		NA											
hexachlorobutadiene	0.5*	0.6	U		U		U		NA											
methylene chloride	5*	1	U		U		U		NA											
m,p-xylene	5*	2	U		U		U		NA											
trichloroethene (TCE)	5*	1	U		U		U		NA											
toluene	5*	1	U		U		U		NA											
trans-1,2-dichloroethene	5*	1	U		U		U		NA											
trichlorofluoromethane	5*	1	U		U		U		NA											
vinyl chloride	2	1	U		U		U		NA											
xylenes, Total	--	1.5	U		U		U		NA											
Total VOCs (µg/L)			**0**		**0**		**2.30**		NA											
Metals (µg/L) [Dissolved / Total][1]																				
aluminum	2,000	200	U	U	U	U	U		NA											
antimony	3	50	U	U	U	U	U		NA											
arsenic	25	30	U	U	U	U	U		NA											
barium	1,000	50	310	310	290	310	NA													
berylium	3	4	U	U	U	U	NA													
boron	1,000	110	U	U	16	NA	NA													
cadmium	5	5	U	U	U	U	NA													
calcium	--	1,100	81,000	81,000	76,000	76,000	NA													
chromium	50	10	U	11	17	30	NA													
cobalt	--	60	U	U	U	U	NA													
copper	200	10	U	U	U	U	NA													
iron	300	200	100 F	120 F	230	**310**	NA													
lead	25	25	U	U	U	U	NA													
magnesium	35,000	1,000	**40,000**	**39,000**	**38,000**	**38,000**	NA													
manganese	300	10	140	140	140	150	NA													
mercury	0.7	1	U	U	U	U	NA													
molybdenum	--	15	U	U	U	U	NA													
nickel	100	20	7.1 F	6.9 F	7.3 F	8.6 F	NA													
potassium	--	1,000	1,900	1,800	2,000	2,000	NA													
selenium	10	30	U	U	U	U	NA													
silver	50	10	U	U	U	U	NA													
sodium	20,000	1,000	**36,000**	**36,000**	**39,000**	**43,000**	NA													
thallium	0.5	80	U	U	U	U	NA													
vanadium	--	10	U	U	U	U	NA													
zinc	2,000	20	U	U	7.7 F	7.2 F	NA													
Leachate Indicators (mg/L)																				
alkalinity, Total	--	10	260		240	240	230													
ammonia	2	0.2	0.038 F		U	U	0.064 F													
BOD5	--	2.4	U		U	U	U													
bromide	2	0.5	0.053 F		U	U	U													
COD	--	5	U		5.4 FB	U	U													
chloride	250	1	110		110	120	120													
color	15	5	NA		U	NA	U													
cyanide, Total	200	0.02	NA		0.0083 F	U	NA													
hardness, Total	--	1	360		350	340	320													
nitrate	10	1	0.030 F		U	U	U													
TKN	1	0.2	U		0.19 FB	0.27 B	0.47 F													
sulfate	250	1	42		39	42	39													
TDS	500	10	470		460	480	460													
TOC	--	1	0.62 F		0.67 FB	0.82 F	0.80 F													
phenolics, Total	--	0.005	U		U	U	NA													

For notes, please refer to the end of the tables section.

Table 6-2
Groundwater and Surface Water Sampling Results (continued)

Location of Well	NYSDEC Class GA Groundwater Standards	Reporting Limit	LF6VMW-19																					
Date of Collection			6/28/2006		9/18/2006		12/12/2006		4/13/2007		6/20/2007		9/28/2007		12/10/2007		4/7/2008		6/18/2008		9/30/2008		12/9/2008		4/14/2009		6/29/2009	
Sample ID No.			LF6VM1926AA		LF6VM1926BB		LF6VM1926CA		LF6VM1926DA		LF6VM1926EA		LF6VM1926FA		LF6VM1926GA		LF6VM1926HA		LF6VM1926IA		LF6VM1926JA		LF6VM1926KA		LF6VM1926LA		LF6VM1926MA	
Depth to Water (ft)			**9.03**		**9.37**		**8.31**		**7.02**		**7.65**		**9.03**		**8.78**		**7.38**		**7.95**		**8.90**		**8.68**		**7.96**		**9.30**	
VOCs (µg/L)																												
1,1,1-trichloroethane	5*	1	U		U		U		U		U		U		U		U		U		U		U		U		U	
1,1-dichloroethene	5*	1	U		U		U		U		U		U		U		U		U		U		U		U		U	
1,2-dichloroethane	0.6	1	U		U		U		U		U		U		U		U		U		U		U		U		U	
1,4-dichlorobenzene	3	0.5	U		U		U		U		U		U		U		0.180 F		U		U		U		U		U	
acetone	50	10	1 F		U		U		U		U		U		U		U		U		U		U		U		2.49 F	
benzene	1	0.1	U		U		U		U		U		U		U		U		U		U		U		U		U	
carbon disulfide	1,000	0.5	U		U		U		U		U		U		U		U		U		U		U		UJ		U	
chloroform	7	0.3	U		1.07		0.290 F		0.100 F		0.850		1.450		0.640		0.150 F		0.470 F		1.57		0.570		0.130 F		0.770	
chloromethane	5*	1	U		U		U		U		U		U		U		U		U		U		U		U		U	
cis-1,2-dichloroethene	5*	1	U		U		U		U		U		U		U		U		U		U		U		U		U	
dichlorodifluoromethane	5*	1	U		U		UJ		U		U		U		U		U		U		U		U		U		U	
hexachlorobutadiene	0.5*	0.6	U		U		U		U		U		U		U		U		U		U		U		U		U	
methylene chloride	5*	1	U		U		U		U		U		0.120 F		U		U		U		U		U		U		U	
m,p-xylene	5*	2	U		U		U		U		U		U		U		U		U		U		U		U		U	
trichloroethene (TCE)	5*	1	U		U		U		U		U		U		U		U		U		U		U		U		U	
toluene	5*	1	U		U		U		U		U		U		U		U		U		U		U		U		U	
trans-1,2-dichloroethene	5*	1	U		U		U		U		U		U		U		U		U		U		U		U		U	
trichlorofluoromethane	5*	1	U		U		U		U		U		U		U		U		U		U		U		U		U	
vinyl chloride	2	1	U		U		U		U		U		UJ		U		U		U		U		U		U		U	
xylenes, Total	--	1.5	U		U		U		U		U		U		U		U		U		U		U		U		U	
Total VOCs (µg/L)			**1**		**1.07**		**0.29**		**0.1**		**0.850**		**1.570**		**0.640**		**0.330**		**0.470**		**1.570**		**0.570**		**0.130**		**3.260**	
Metals (µg/L) [Dissolved / Total][1]																												
aluminum	2,000	200	54.6 F	**3,800**	U	258	U	180 F	99 F	89 F	U	140 F	U	U	U	U	U	U	U	2.4 F	44 F	65 F	63 F	350 B	U	U	U	48 F
antimony	3	50	U	U	U	U	U	U	U	U	U	U	U	U	U	U	U	U	U	2.4 F	U	U	U	U	U	U	U	U
arsenic	25	30	U	U	U	U	U	U	U	U	U	U	U	U	U	U	U	U	U	U	U	U	U	U	U	U	U	U
barium	1,000	50	15.4 F	40 F	25.4 F	26.6 F	24 F	26 F	25 F	24 F	31 F	32 F	41 F	4.2 F	27 F	28 F	32 F	32 F	39 F	39 F	47 F	46 F	33 F	36 F	45 F	45 F	35 F	38 F
beryllium	3	4	U	U	U	U	U	U	U	U	U	U	U	U	U	U	U	U	U	U	U	U	U	U	U	U	U	U
boron	1,000	110	12.4 J	9.9 F	NA	NA	NA	NA	NA	NA	11	11	NA	NA	NA	NA	10	9.1 F	7.5 F	6.7 F	NA	NA	NA	NA	NA	NA	U	U
cadmium	5	5	U	U	U	U	U	U	0.44 F	U	U	U	U	U	U	U	U	U	U	U	U	U	U	U	U	U	U	U
calcium	--	1,100	38,000	39,400	36,400	37,600	57,000	59,000	66,000	65,000	41,000	41,000	42,000	42,000	55,000	59,000	96,000	97,000	67,000	67,000	52,000	52,000	69,000	69,000	110,000	110,000	68,000	76,000
chromium	50	10	0.9 F	**598**	2.13 F	**70.4**	2.4 F	**73**	21	19	4.8 F	**67**	6.2 F	**110**	3.9 F	49	1.7 F	12	2.0 F	27	5.2 F	**90**	3.3 F	**140**	U	19	U	12
cobalt	--	60	U	5.9 F	U	U	U	U	U	U	U	U	U	U	U	U	U	U	U	U	U	U	U	U	U	U	U	U
copper	200	10	U	30.9	U	U	23 F	6.4 F	U	U	U	2.4 F	U	3.2 F	U	2.0 F	U	U	U	U	U	U	U	4.6 F	U	U	U	U
iron	300	200	19.6 F	**7,640**	U	**543**	17 F	**630**	160 F	180 F	5.6 F	**430**	5.2 F	**330**	U	200	5.3 F	62 F	U	110 F	18 F	**320**	U	**840**	U	140 F	U	75 F
lead	25	25	U	U	U	U	U	U	U	U	U	U	U	U	U	U	U	U	U	U	U	U	U	U	U	U	U	U
magnesium	35,000	1,000	4,100	5,620	15,000	15,000	9,300	8,900	9,200	8,900	23,000	22,000	24,000	24,000	11,000	10,000	11,000	11,000	23,000	20,000	26,000	25,000	12,000	12,000	11,000	11,000	16,000	16,000
manganese	300	10	2.2 F	**310**	U	22.4	U	31	8.2 F	8.4 F	U	21	U	3.2 F	U	4.5 F	2.0 F	4.0 F	U	3.9 F	1.9 F	5.8 F	U	21	U	3.1 F	U	1.4 F
mercury	0.7	1	NA	NA	NA	NA	NA	NA	NA	NA	NA	NA	NA	NA	NA	NA	NA	NA	NA	NA	NA	NA	NA	NA	U	U	U	U
molybdenum	--	15	U	4.2 F	U	U	U	U	U	U	U	U	U	U	U	U	U	U	U	U	U	U	U	U	U	U	U	U
nickel	100	20	11.1 F	**140**	3.24 F	9.72 F	2.2 F	11	3.2 F	5.5 F	2.9 F	6.4 F	2.4 F	4.5 F	2.0 F	3.1 F	U	1.7 F	3.0 F	3.6 F	16 F	16 F	2.6 F	9.8 F	U	U	U	U
potassium	--	1,000	554 F	1,750	557 F	753 F	680 F	720 F	760 F	670 F	750 F	780 F	910 F	870 F	820 F	760 F	800 F	800 F	770 F	720 F	890 F	900 F	840 F	900 F	790 F	770 F	670 F	750 F
selenium	10	30	U	U	U	U	U	U	U	U	U	U	U	U	U	U	U	U	U	U	U	U	U	U	U	U	U	U
silver	50	10	1.3 F	U	U	U	U	U	U	U	U	U	U	U	U	U	U	U	U	U	U	U	U	U	U	U	U	U
sodium	20,000	1,000	2,300 J	1,480 J	16,300	16,100	6,300	5,400	4,500	4,500	**22,000**	**21,000**	**38,000**	**38,000**	12,000	11,000	5,800	4,800	**21,000**	18,000	**34,000**	**34,000**	13,000	13,000	7,000 J	5,700 J	20,000	18,000
thallium	0.5	80	U	U	U	U	U	U	U	U	U	U	U	U	U	U	U	U	U	U	U	U	U	U	U	U	U	U
vanadium	--	10	U	9.6 F	U	U	U	1.5 F	0.81 F	U	U	U	U	0.90 F	U	0.71 F	U	U	U	U	U	0.96 F	U	U	U	U	U	U
zinc	2,000	20	4.5 F	19.8 F	24.7 B	12.2 F	4.7 F	7.3 F	U	6.1 F	U	U	13 F	11 F	39 B	42 B	11 F	10 F	16 F	12 F	13 F	14 F	26 B	59 B	U	U	U	U
Leachate Indicators (mg/L)																												
alkalinity, Total	--	10	106		110		130		140		92		120		150		250		150		110		180		290		190	
ammonia	2	0.2	U		U		U		U		0.027 F		U		0.025 F		0.061		0.059 B		0.012 F		U		U		U	
BOD5	--	2.4	U		U		U		U		U		U		U		U		U		U		U		U		U	
bromide	2	0.5	U		0.014 F		U		U		U		0.044 F		U		U		0.036 F		0.042 F		UJ		0.015 F		0.016 F	
COD	--	5	0.0076 F		5 F		9.4 F		19		8.5 F		U		U		6.3 F		4.1 F		58		U		3.7 F		U	
chloride	250	1	3.4		40		10		6.0		90		100		23		7.9		76		120		24		7.5		44 J	
color	15	5	**50**		NA		NA		NA		U		NA		NA		U		U		NA		NA		U		NA	
cyanide, Total	200	0.02	0.0076 F		NA		NA		NA		U		NA		NA		0.014 F		U		NA		NA		NA		NA	
hardness, Total	--	1	115		160		190		200		180		170		190		280		240		260		300		340		250	
nitrate	10	1	0.55 F		1.6		0.95		0.87		1.4		1.6		0.68		0.49		1.2		1.5		0.65		0.82		1.4	
TKN	1	0.2	0.16 F		U		U		U		0.089 F		0.078 F		U		NA		U		0.076 F		**3.3**		0.12		U	
sulfate	250	1	15.6		23		42		42		20		17		17		27		24		20		23		28		23	
TDS	500	10	158		230		250		220		370		390		170		310		350		350		280		330		340	
TOC	--	1	0.65 F		0.5 F		1.2		1.7		U		0.47 F		1.2		1.2		0.69 F		0.43 F		0.85 F		U		0.60 F	
phenolics, Total	--	0.005	U		U		U		U		U		0.0011 F		0.0014 F		0.00092 F		0.00098 F		U		U		NA		NA	

For notes, please refer to the end of the tables section.

Table 6-2
Groundwater and Surface Water Sampling Results (continued)

Location of Well	NYSDEC Class GA Groundwater Standards	Reporting Limit	LF6VMW-19																	
Date of Collection			**9/14/2009**		**3/22/2010**	**9/14/2010**	**6/6/2011**													
Sample ID No.			**LF6VM1926NA**		**LF6VM1926OA**	**LF6VM1926PA**	**LF6VM1926PA**													
Depth to Water (ft)			**9.31**		**9.34**	**10.55**	**8.05**													
VOCs (µg/L)																				
1,1,1-trichloroethane	5*	1	U		U	U	NA													
1,1-dichloroethene	5*	1	U		U	U	NA													
1,2-dichloroethane	0.6	1	U		U	U	NA													
1,4-dichlorobenzene	3	0.5	U		U	U	NA													
acetone	50	10	U		U	2.20 F	NA													
benzene	1	0.1	U		U	U	NA													
carbon disulfide	1,000	0.5	U		U	U	NA													
chloroform	7	0.3	1.87		0.5	1.97	NA													
chloromethane	5*	1	U		U	U	NA													
cis-1,2-dichloroethene	5*	1	U		U	U	NA													
dichlorodifluoromethane	5*	1	U		U	U	NA													
hexachlorobutadiene	0.5*	0.6	U		U	U	NA													
methylene chloride	5*	1	U		U	U	NA													
m,p-xylene	5*	2	U		U	U	NA													
trichloroethene (TCE)	5*	1	U		U	U	NA													
toluene	5*	1	U		U	U	NA													
trans-1,2-dichloroethene	5*	1	U		U	U	NA													
trichlorofluoromethane	5*	1	U		U	U	NA													
vinyl chloride	2	1	U		U	U	NA													
xylenes, Total	--	1.5	U		U	U	NA													
Total VOCs (µg/L)			**1.87**		**0.5**	**4.17**	NA													
Metals (µg/L) [Dissolved / Total][1]																				
aluminum	2,000	200	U	U	U	U	NA													
antimony	3	50	U	U	U	U	NA													
arsenic	25	30	U	U	U	U	NA													
barium	1,000	50	37 F	37 F	55	46 F	NA													
berylium	3	4	U	U	U	U	NA													
boron	1,000	110	U	U	12 B	NA	NA													
cadmium	5	5	U	U	U	U	NA													
calcium	--	1,100	43,000	44,000	120,000	58,000	NA													
chromium	50	10	4.1 F	48	35	37	NA													
cobalt	--	60	U	U	U	U	NA													
copper	200	10	U	U	U	U	NA													
iron	300	200	U	200	210	210	NA													
lead	25	25	U	U	U	U	NA													
magnesium	35,000	1,000	21,000	21,000	17,000	25,000	NA													
manganese	300	10	U	2.5 F	2.3 F	1.9 F	NA													
mercury	0.7	1	U	U	U	U	NA													
molybdenum	--	15	U	U	U	U	NA													
nickel	100	20	7.3 F	8.9 F	U	7.9 F	NA													
potassium	--	1,000	830 F	760 F	960 F	1,000	NA													
selenium	10	30	U	U	U	U	NA													
silver	50	10	U	U	U	U	NA													
sodium	20,000	1,000	**39,000**	**37,000**	11,000	**28,000**	NA													
thallium	0.5	80	U	U	U	U	NA													
vanadium	--	10	U	U	U	U	NA													
zinc	2,000	20	U	U	5 F	6.6 F	NA													
Leachate Indicators (mg/L)																				
alkalinity, Total	--	10	140		320	160	160													
ammonia	2	0.2	0.042 F		U	U	0.054 F													
BOD5	--	2.4	U		U	U	U													
bromide	2	0.5	0.037 F		U	U	U													
COD	--	5	U		U	U	U													
chloride	250	1	77		21	78	24													
color	15	5	NA		U	NA	U													
cyanide, Total	200	0.02	NA		0.0089 F	U	NA													
hardness, Total	--	1	200		360	250	190													
nitrate	10	1	2.0		1.4	1.8	4.9													
TKN	1	0.2	U		0.24 B	0.28 B	0.36 F													
sulfate	250	1	17		23 B	18	11													
TDS	500	10	320		370	290	250													
TOC	--	1	0.44 F		1.3 B	0.78 F	1.1													
phenolics, Total	--	0.005	U		U	U	NA													

For notes, please refer to the end of the tables section.

Table 6-2
Groundwater and Surface Water Sampling Results (continued)

Location of Well	NYSDEC Class GA Groundwater Standards	Reporting Limit	LF6VMW-20																					
Date of Collection			6/28/2006		9/18/2006		12/12/2006		4/11/2007		6/20/2007		9/27/2007		12/10/2007		4/7/2008		6/17/2008		9/30/2008		12/9/2008		4/14/2009		6/29/2009	
Sample ID No.			LF6VM2068AA		LF6VM2068BB		LF6VM2068CA		LF6VM2068DA		LF6VM2068EA		LF6VM2068FA		LF6VM2068GA		LF6VM2068HA		LF6VM2068IA		LF6VM2068JA		LF6VM2068KA		LF6VM2068LA		LF6VM2068MA	
Depth to Water (ft)			11.04		11.40		10.25		8.97		9.20		4.78		10.85		9.28		9.54		10.74		10.73		9.95		10.10	
VOCs (µg/L)																												
1,1,1-trichloroethane	5*	1	U		U		U		U		U		U		U		U		U		U		U		U		U	
1,1-dichloroethene	5*	1	U		U		U		U		U		U		U		U		U		U		U		U		U	
1,2-dichloroethane	0.6	1	U		U		U		U		U		U		U		U		U		U		U		U		U	
1,4-dichlorobenzene	3	0.5	U		U		U		U		U		U		U		U		U		U		U		U		U	
acetone	50	10	U		U		U		U		U		U		U		U		U		U		U		U		U	
benzene	1	0.1	U		U		U		U		U		U		U		U		U		U		U		U		U	
carbon disulfide	1,000	0.5	U		U		U		U		U		U		U		U		U		U		U		UJ		U	
chloroform	7	0.3	U		U		U		U		U		U		U		U		U		U		U		U		U	
chloromethane	5*	1	U		U		U		U		U		U		U		U		U		U		0.340 F		U		U	
cis-1,2-dichloroethene	5*	1	U		U		U		U		U		U		U		U		U		U		U		U		U	
dichlorodifluoromethane	5*	1	U		U		UJ		U		U		U		U		U		U		U		U		U		U	
hexachlorobutadiene	0.5*	0.6	U		U		U		U		U		U		U		U		U		U		U		U		U	
methylene chloride	5*	1	U		U		0.140 F		U		U		U		0.100		U		U		U		U		U		U	
m,p-xylene	5*	2	U		U		U		U		U		U		U		U		U		U		U		U		U	
trichloroethene (TCE)	5*	1	U		U		U		U		U		U		U		U		U		U		U		U		U	
toluene	5*	1	U		U		U		U		U		U		U		U		U		U		U		U		U	
trans-1,2-dichloroethene	5*	1	U		U		U		U		U		U		U		U		U		U		U		U		U	
trichlorofluoromethane	5*	1	U		U		U		U		U		U		U		U		U		U		U		U		U	
vinyl chloride	2	1	U		U		U		U		U		UJ		U		U		U		U		U		U		U	
xylenes, Total	--	1.5	U		U		U		U		U		U		U		U		U		U		U		U		U	
Total VOCs (µg/L)			**0**		**0**		**0.14**		**0**		**0**		**0**		**0.100**		**0**		**0**		**0**		**0.34**		**0**		**0**	
Metals (µg/L) [Dissolved / Total][1]																												
aluminum	2,000	200	55 F	1,240 B	U	333	U	U	U	99 F	U	71 F	U	U	U	82 F	U	58 F	U	U	U	69 F	63 F	150 F	U	U	U	57 F
antimony	3	50	U	U	U	U	U	**9.9 F**	U	U	U	**3.8 F**	U	2.8 F	U	**10 F**	U	U	U	U	U	U	U	9.3 F	U	U	U	U
arsenic	25	30	U	U	U	**35**	U	U	U	6.7 F	U	U	U	U	U	5.6 F	U	4.2 F	U	4.3 F	U	U	U	14 F	U	6.4 F	U	4.2 F
barium	1,000	50	57.6 J	25.5 F	0.56 F	8.01 F	U	3.1 F	0.65 F	2.9 F	U	2.5 F	U	0.79 F	U	2.8 F	U	1.5 F	U	0.90 F	U	1.5 F	U	2.8 F	U	U	U	U
beryllium	3	4	U	0.7 F	U	U	U	U	U	U	U	U	U	U	U	U	U	U	U	U	U	U	U	U	U	U	U	U
boron	1,000	110	17.8 J	U	NA	NA	NA	NA	NA	NA	11	13.0	NA	NA	NA	NA	15	14	15	13	NA	NA	NA	NA	NA	NA	U	U
cadmium	5	5	0.7 F	UJ	U	1.41 F	U	U	U	U	U	U	U	U	U	U	U	U	U	U	U	1.2 F	U	U	U	U	U	U
calcium	--	1,100	150,000 J	78,700 J	82,200	83,500	82,000	80,000	88,000	86,000	71,000	74,000	63,000	65,000	69,000	74,000	47,000	45,000	41,000	40,000	51,000	50,000	48,000	49,000	34,000	34,000	27,000	29,000
chromium	50	10	2.7 F	**73,200**	11.9	**16,900**	12	**3,400**	10	**3,100**	8.7 F	**2,300**	14	**1,400**	10	**3,200**	5.7 F	**1,400**	5.8 F	**920**	5.4 F	**1,100**	6.6 F	**3,000**	6.1 F	**1,400**	**61**	**860**
cobalt	--	60	U	188	U	59.4 F	U	14 F	U	21 F	U	21 F	U	15 F	U	38 F	U	22 F	U	12 F	U	20 F	U	95	U	43 F	U	23 F
copper	200	10	2.8 F	**695**	U	156	U	36	U	32	U	23	U	15	U	33	U	14	U	11	U	12	U	28	U	15	U	9.6 F
iron	300	200	U	**352,000**	87.2 F	**80,200**	97 F	**19,000**	67 F	**22,000**	66 F	**19,000**	130 F	**13,000**	81 F	**27,000**	43 F	**15,000**	34 F	**11,000**	47 F	**12,000**	65 F	**33,000**	67 F	**16,000**	**810**	**11,000**
lead	25	25	U	U	U	U	U	U	U	U	U	U	U	U	U	U	U	U	U	U	U	U	U	U	U	U	U	U
magnesium	35,000	1,000	22,600	**39,600**	**48,000**	**47,000**	**48,000**	**47,000**	**50,000**	**48,000**	**40,000**	**41,000**	35,000	35,000	**36,000**	**38,000**	25,000	24,000	22,000	20,000	26,000	26,000	25,000	24,000	17,000	17,000	14,000	14,000
manganese	300	10	3.1 F	**4,160**	9.27 F	**1,110**	12	**400**	8.8 F	**470**	8.8 F	**400**	12	280	12	**600**	8.0 F	**330**	5.2 F	200	8.5 F	**320**	9.5 F	**1,200**	3.7 F	**620**	**23.000**	**330**
mercury	0.7	1	NA	NA	NA	NA	NA	NA	NA	NA	NA	NA	NA	NA	NA	NA	NA	NA	NA	NA	NA	NA	NA	NA	U	U	U	U
molybdenum	--	15	U	172	U	31..4	U	14 F	U	8.2 F	U	5.5 F	U	3.7 F	U	7.6 F	U	U	U	U	U	U	U	U	U	U	U	U
nickel	100	20	1.8 F	**3,340**	**108**	**922**	94	**270**	85	**290**	64	**230**	85	**200**	94	**350**	84	**220**	54	**160**	60	**180**	78	**450**	43	**230**	33	**140**
potassium	--	1,000	2,800 J	1,820 J	1,680	1,850	1,800	1,700	2,200	2,100	2,000	2,100	1,900	1,900	2,000	2,100	1,500	1,400	1,500	1,300	1,500	1,500	1,500	1,500	1,100	1,000	670 F	940 F
selenium	10	30	U	**15.1 F**	U	U	U	U	U	U	U	U	U	U	U	U	U	U	U	U	U	U	U	U	U	U	U	U
silver	50	10	U	1.6 F	U	U	U	U	U	U	U	U	U	U	U	U	U	U	U	U	U	U	U	U	U	U	U	U
sodium	20,000	1,000	**384,000 J**	**97,700 J**	**113,000**	**115,000**	**100,000**	**100,000**	**180,000**	**180,000**	**190,000**	**190,000**	**160,000**	**170,000**	**180,000**	**180,000**	**120,000**	**120,000**	**130,000**	**120,000**	**140,000**	**140,000**	**150,000**	**140,000**	**88,000**	**87,000**	**67,000**	**69,000**
thallium	0.5	80		**9.9 F**	U	**8.15 F**	U	U	U	U	U	U	U	U	U	U	U	U	U	U	U	U	U	U	U	U	U	U
vanadium	--	10	U	175	U	44.4	U	9.6 F	U	9.7 F	U	7.9 F	U	5.7 F	U	12	U	5.8 F	U	4.4 F	U	5.1 F	U	17	U	7.1 F	U	5.1 F
zinc	2,000	20	21.4	85.2	16.6 F	56 B	6.2 F	12 F	U	8.6 F	U	U	21 B	45 B	46 B	54 B	11 F	15 F	11 F	12 F	10 F	14 F	58 B	49 B	U	5.3 F	U	4.4 F
Leachate Indicators (mg/L)																												
alkalinity, Total	--	10	140		120		130		130		150		160		150		160		180		160		170		190		180	
ammonia	2	0.2	0.22		0.081		U		U		0.031 F		0.011 F		0.039 F		0.09		0.093 B		U		U		U		U	
BOD5	--	2.4	UJ		U		U		U		U		U		U		U		U		U		U		U		U	
bromide	2	0.5	U		0.077 F		0.044 F		U		0.10 F		U		0.088 F		0.052 F		U		0.061 F		UJ		0.035 F		U	
COD	--	5	U		9.2 F		5.3 F		17		15		U		6.3 F		6.3 F		U		8.2 F		U		6.0 F		U	
chloride	250	1	**463**		**400**		**340**		**470**		**470**		35		**390**		200		180		250		230		110		57	
color	15	5	**400**		NA		NA		NA		15		NA		NA		**20**		**25**		NA		NA		10		NA	
cyanide, Total	200	0.02	0.0076 F		NA		NA		NA		0.018 F		NA		NA		0.016 F		0.046		NA		NA		NA		NA	
hardness, Total	--	1	600		450		400		420		340		270		340		210		200		240		210		160		120	
nitrate	10	1	0.87 F		1.3		1.5		1.4		1.5		0.11		1.2		0.9		0.79 F		0.92		0.98		0.98		0.93	
TKN	1	0.2	0.46		0.12 F		U		U		U		0.071 F		U		U		U		U		U		U		U	
sulfate	250	1	10		14		16		12		15		1.1		15		14		13		11		13		12		7.7	
TDS	500	10	**806**		**1,100**		**890**		**1,100**		**1,100**		**860**		**620**		**520**		490		**600**		**590**		390		310	
TOC	--	1	1 B		0.93 F		0.83 F		0.51 F		0.51 F		0.53 F		0.70 F		0.71 F		U		U		0.73 F		U		U	
phenolics, Total	--	0.005	0.005 F		U		U		U		U		U		0.0015 F		U		U		U		U		NA		NA	

For notes, please refer to the end of the tables section.

Table 6-2
Groundwater and Surface Water Sampling Results (continued)

Location of Well	NYSDEC Class GA Groundwater Standards	Reporting Limit	LF6VMW-20																	
Date of Collection			**9/14/2009**	**3/22/2010**	**9/15/2010**	**6/6/2011**														
Sample ID No.			**LF6VM2068NA**	**LF6VM2068OA**	**LF6VM2068PA**	**LF6VM2068PA**														
Depth to Water (ft)			**11.20**	**11.65**	**12.71**	**10.08**														
VOCs (µg/L)																				
1,1,1-trichloroethane	5*	1	U	U	U	NA														
1,1-dichloroethene	5*	1	U	U	U	NA														
1,2-dichloroethane	0.6	1	U	U	U	NA														
1,4-dichlorobenzene	3	0.5	U	U	U	NA														
acetone	50	10	U	U	1.21 F	NA														
benzene	1	0.1	U	U	U	NA														
carbon disulfide	1,000	0.5	U	U	U	NA														
chloroform	7	0.3	U	U	U	NA														
chloromethane	5*	1	U	U	U	NA														
cis-1,2-dichloroethene	5*	1	U	U	U	NA														
dichlorodifluoromethane	5*	1	U	U	U	NA														
hexachlorobutadiene	0.5*	0.6	U	U	U	NA														
methylene chloride	5*	1	U	U	U	NA														
m,p-xylene	5*	2	U	U	U	NA														
trichloroethene (TCE)	5*	1	U	U	U	NA														
toluene	5*	1	U	U	U	NA														
trans-1,2-dichloroethene	5*	1	U	U	U	NA														
trichlorofluoromethane	5*	1	U	U	U	NA														
vinyl chloride	2	1	U	U	U	NA														
xylenes, Total	--	1.5	U	U	U	NA														
Total VOCs (µg/L)			**0**	**0**	**1.21**	NA														
Metals (µg/L) [Dissolved / Total][1]																				
aluminum	2,000	200	U	U	U	58 F	NA													
antimony	3	50	U	U	U	U	NA													
arsenic	25	30	U	U	U	6.6 F	NA													
barium	1,000	50	U	U	U	U	NA													
berylium	3	4	U	U	U	U	NA													
boron	1,000	110	U	U	16	NA	NA													
cadmium	5	5	U	U	U	U	NA													
calcium	--	1,100	25,000	25,000	30,000	28,000	NA													
chromium	50	10	4.5 F	**330**	**500**	**1,200**	NA													
cobalt	--	60	U	4.9 F	11 F	46 F	NA													
copper	200	10	U	U	7.1 F	13	NA													
iron	300	200	37 F	**3,800**	**5,900**	**16,000**	NA													
lead	25	25	U	U	U	U	NA													
magnesium	35,000	1,000	13,000	13,000	15,000	14,000	NA													
manganese	300	10	U	110	160	**630**	NA													
mercury	0.7	1	U	U	U	U	NA													
molybdenum	--	15	U	U	U	U	NA													
nickel	100	20	15 F	52	100	**250**	NA													
potassium	--	1,000	940 F	880 F	1,000	1,000	NA													
selenium	10	30	U	U	U	U	NA													
silver	50	10	U	U	U	U	NA													
sodium	20,000	1,000	**70,000**	**68,000**	**69,000**	**55,000**	NA													
thallium	0.5	80	U	U	U	U	NA													
vanadium	--	10	U	U	2.5 F	6.7 F	NA													
zinc	2,000	20	U	U	7.7 F	11 F	NA													
Leachate Indicators (mg/L)																				
alkalinity, Total	--	10	180	170	160	190														
ammonia	2	0.2	U	U	U	0.056 F														
BOD5	--	2.4	U	U	U	U														
bromide	2	0.5	0.028 F	U	U	U														
COD	--	5	U	U	U	U														
chloride	250	1	42	68	54	96														
color	15	5	NA	U	NA	U														
cyanide, Total	200	0.02	NA	0.0082 F	U	NA														
hardness, Total	--	1	110	140	130	140														
nitrate	10	1	1.1	1.0 B	0.76 F	13.0														
TKN	1	0.2	U	0.56 B	0.16 FB	0.43 F														
sulfate	250	1	7.4	8.9 B	9.0	U														
TDS	500	10	260	280	250	350														
TOC	--	1	U	0.55 FB	0.53 F	0.64 F														
phenolics, Total	--	0.005	U	U	U	NA														

For notes, please refer to the end of the tables section.

Table 6-2
Groundwater and Surface Water Sampling Results (continued)

Location of Well	NYSDEC Class GA Groundwater Standards	Reporting Limit	LF6VMW-21																					
Date of Collection			6/28/2006		9/18/2006		12/12/2006		4/11/2007		6/20/2007		9/27/2007		12/10/2007		4/7/2008		6/17/2008		10/1/2008		12/9/2008		4/14/2009		6/29/2009	
Sample ID No.			LF6VM2175AA		LF6VM2175BB		LF6VM2175CA		LF6VM2175DA		LF6VM2175EA		LF6VM2175FA		LF6VM2175GA		LF6VM2175HA		LF6VM2175IA		LF6VM2175JA		LF6VM2175KA		LF6VM2175LA		LF6VM2175MA	
Depth to Water (ft)			43.30		43.41		42.40		41.29		41.35		42.68		42.78		41.51		41.54		43.71		42.74		42.05		42.15	
VOCs (µg/L)																												
1,1,1-trichloroethane	5*	1	U		U		U		U		U		U		U		U		U		U		U		U		U	
1,1-dichloroethene	5*	1	U		U		U		U		U		U		U		U		U		U		U		U		U	
1,2-dichloroethane	0.6	1	U		U		U		U		U		U		U		U		U		U		U		U		U	
1,4-dichlorobenzene	3	0.5	U		U		U		U		U		U		U		U		U		U		U		U		U	
acetone	50	10	1.5 F		U		U		U		U		U		U		U		U		U		U		U		4.77 F	
benzene	1	0.1	U		U		U		U		U		U		U		U		U		U		U		U		U	
carbon disulfide	1,000	0.5	U		U		U		U		U		U		U		U		U		U		U		U		U	
chloroform	7	0.3	U		0.22 F		0.260 F		U		0.150 F		U		0.150 F		0.160 F		0.110 F		U		U		0.160 F		U	
chloromethane	5*	1	U		U		U		U		U		U		U		U		U		U		U		U		U	
cis-1,2-dichloroethene	5*	1	U		U		U		U		U		U		U		U		U		U		U		U		U	
dichlorodifluoromethane	5*	1	U		U		UJ		U		U		U		U		U		U		U		U		U		U	
hexachlorobutadiene	0.5*	0.6	U		U		U		U		U		U		U		U		U		U		U		U		U	
methylene chloride	5*	1	U		0.31 F		0.190 F		U		U		U		0.160 F		U		U		U		U		U		U	
m,p-xylene	5*	2	U		U		U		U		U		U		U		U		U		U		U		U		U	
trichloroethene (TCE)	5*	1	U		U		U		U		U		U		U		U		U		U		U		U		U	
toluene	5*	1	U		U		U		U		U		U		U		U		U		U		U		U		U	
trans-1,2-dichloroethene	5*	1	U		U		U		U		U		U		U		U		U		U		U		U		U	
trichlorofluoromethane	5*	1	U		0.11 F		U		U		U		U		U		U		U		U		0.110 F		0.180 F		0.210 F	
vinyl chloride	2	1	U		U		U		U		U		UJ		U		U		U		U		U		U		U	
xylenes, Total	--	1.5	U		U		U		U		U		U		U		U		U		U		U		U		U	
Total VOCs (µg/L)			**1.5**		**0.64**		**0.45**		**0**		**0.150**		**0**		**0.310**		**0.160**		**0.110**		**0**		**0.110**		**0.340**		**4.930**	
Metals (µg/L) [Dissolved / Total][1]																												
aluminum	2,000	200	54.2 F	**5,140**	U	1,210	U	**3,500**	71 F	770	U	170 F	U	170 F	U	220	U	1,200	U	94 F	U	140 F	76 F	180 F	U	200	U	180 F
antimony	3	50	U	U	U	U	U	2.4 F	U	U	U	U	U	**3.4 F**	1.6 F	U	U	U	U	U	U	U	U	U	U	U	U	U
arsenic	25	30	U	U	U	U	U	U	U	U	U	U	U	U	U	U	U	U	U	U	U	U	U	U	U	U	U	U
barium	1,000	50	56.9 J	31.7 F	5.13 F	11.8 F	4.0 F	19 F	4.8 F	7.6 F	3.4 F	5.0 F	2.7 F	4.7 F	3.2 F	4.9 F	3.6 F	9.5 F	3.2 F	3.9 F	2.9 F	5.1 F	3.0 F	3.8 F	3.2 F	5.0 F	U	4.1 F
beryllium	3	4	U	0.3 F	U	U	U	U	U	U	U	U	U	U	U	U	U	U	U	U	U	U	U	U	U	U	U	U
boron	1,000	110	18.8 J	30.8	NA	NA	NA	NA	NA	NA	9.7 F	10	NA	NA	NA	NA	11	13	10	9.4 F	NA	NA	NA	NA	NA	NA	U	U
cadmium	5	5	1.6 F	U	U	U	U	U	1.5 F	U	U	U	U	U	U	U	U	U	U	U	U	U	U	U	U	U	U	U
calcium	--	1,100	149,000 J	34,200 J	22,900	25,100	18,000	23,000	21,000	21,000	22,000	22,000	23,000	23,000	22,000	23,000	22,000	24,000	25,000	24,000	24,000	24,000	23,000	23,000	24,000	24,000	25,000	26,000
chromium	50	10	2.5 F	22.3	U	**540**	4.9 F	**470**	8.8 F	**230**	10	**310**	4.4 F	**540**	4.4 F	**500**	3.1 F	**510**	2.5 F	**350**	4.7 F	**1,200**	2.9 F	**210**	U	**460**	U	**190**
cobalt	--	60	U	3 F	U	U	U	U	6.2 F	U	U	U	U	U	U	U	U	U	U	U	U	U	U	U	U	U	U	U
copper	200	10	2.2 F	21.7	U	17.3	3.3 F	41	U	5.0 F	U	4.2 F	U	5.2 F	U	9.0 F	U	13	U	18	U	74	U	11	U	27	U	13
iron	300	200	U	**8,590**	5.82 F	**4,840**	18 F	**8,300**	20 F	**3,400**	53 F	**2,000**	170	**5,100**	7.5 F	**3,500**	8.0 F	**4,600**	U	**2,100**	8.7 F	**5,200**	U	**1,400**	U	**3,600**	U	**1,800**
lead	25	25	U	U	U	U	U	U	U	U	U	U	U	U	U	U	U	U	U	U	U	U	U	U	U	U	U	U
magnesium	35,000	1,000	22,200 J	9,760 J	7,900	8,220	9,300	10,000	8,500	8,400	8,400	8,300	8,800	8,800	8,200	8,900	10,000	10,000	9,300	9,000	9,000	8,900	9,300	9,200	9,900	9,800	8,700	9,300
manganese	300	10	3.1 F	**581**	2.91 F	149	U	**310**	U	98	U	32	U	41	U	40	U	150	17	49	U	42	U	12	U	27	U	**17.000**
mercury	0.7	1	NA	NA	NA	NA	NA	NA	NA	NA	NA	NA	NA	NA	NA	NA	NA	NA	NA	NA	NA	NA	NA	NA	U	U	U	U
molybdenum	--	15	U	6.6 F	U	8.23 F	U	7.2 F	U	U	U	U	U	3.2 F	U	4.2 F	U	4.6 F	U	U	U	11 F	U	U	U	U	U	U
nickel	100	20	2.7 F	29.4	67.6	**161**	23	**190**	68	**160**	27	51	52	210	43	**160**	21	**220**	96	**170**	34	**140**	11 F	29	11 F	56	11 F	33
potassium	--	1,000	2,750 J	2,170 J	516 F	999 F	760 F	1,700	92 F	930 F	590 F	620 F	800 F	800 F	700 F	760	650	1,000	600 F	630 F	780 F	810 F	560 F	570 F	530 F	530 F	230 F	520 F
selenium	10	30	U	U	U	U	U	U	U	U	U	U	U	U	U	U	U	U	U	U	U	U	U	U	U	U	U	U
silver	50	10	U	U	U	U	U	U	U	U	U	U	U	U	U	U	U	U	U	U	U	U	U	U	U	U	U	U
sodium	20,000	1,000	**380,000 J**	3,120 J	2,140	1,860	5,100 J	4,100 J	1,700	1,700	1,800	1,600	2,900	2,200	2,200	2,000	8,900	8,500	6,500	5,400	3,600	2,800 B	5,300 J	4,300 J	17,000	18,000	9,500	9,400
thallium	0.5	80	U	U	U	U	U	U	U	U	U	U	U	U	U	U	U	U	U	U	U	U	U	U	U	U	U	U
vanadium	--	10	U	8.8 F	U	5.53 F	U	7.6 F	0.67 F	2.5 F	U	2.0 F	U	1.9 F	U	2.6 F	U	4.0 F	U	2.4 F	U	6.1 F	U	U	U	3.8	U	U
zinc	2,000	20	17.5 F	47.4	24.8 B	52.1 B	5.0 F	31	U	7.8 F	U	U	53 B	58 B	31 B	23 B	11 F	18 F	13 F	11 F	11 F	12 F	54 B	71 B	U	U	4.8 F	U
Leachate Indicators (mg/L)																												
alkalinity, Total	--	10	111		96		92		72		82		88		82		100		100		90		92		120		110	
ammonia	2	0.2	0.023 F		0.011 F		U		U		0.026 F		U		0.026 F		0.084		0.045 F		0.021 F		U		U		U	
BOD5	--	2.4	UJ		U		U		U		U		U		U		U		U		U		U		U		U	
bromide	2	0.5	U		U		U		U		U		U		U		U		U		U		UJ		U		U	
COD	--	5	U		18 B		16		17		6.3 F		U		22 B		6.3 F		U		U		U		U		U	
chloride	250	1	3.6		2.5		1.8		1.9		1.0		2.2		2.3		3.5		4.8		2.8		3.6		4.7		2.7	
color	15	5	**160**		NA		NA		NA		U		NA		NA		U		10		NA		NA		U		NA	
cyanide, Total	200	0.02	0.0076 F		NA		NA		NA		U		NA		NA		U		0.0065 F		NA		NA		NA		NA	
hardness, Total	--	1	107		100		96		84		88		60		96		100		88		110		92		110		88	
nitrate	10	1	0.75 F		0.87 F		0.77		0.71		0.82		0.85		0.80		0.81		0.72		0.80		0.8		0.9		1.2	
TKN	1	0.2	0.5		0.075 F		0.071 F		U		U		U		U		U		U		U		U		U		U	
sulfate	250	1	6		5		4.7		4.9		4.9		4.8		4.8		4.6		4.9		4.4		9.9		4.8		4.2	
TDS	500	10	148		140		79		100		120		130		66		120		120		92		120		78		120	
TOC	--	1	U		0.54 F		0.88 F		U		U		U		0.43 F		0.47 F		U		U		0.45 F		U		U	
phenolics, Total	--	0.005	U		U		U		U		U		0.0014 F		0.0013 F		0.0011 F		U		U		U		NA		NA	

For notes, please refer to the end of the tables section.

Table 6-2
Groundwater and Surface Water Sampling Results (continued)

Location of Well	NYSDEC Class GA Groundwater Standards	Reporting Limit	LF6VMW-21															
Date of Collection			**9/15/2009**	**3/22/2010**	**9/14/2010**	**6/62011**												
Sample ID No.			**LF6VM2175NA**	**LF6VM2175OA**	**LF6VM2175PA**	**LF6VM2175PA**												
Depth to Water (ft)			**43.25**	**43.72**	**44.67**	**42.25**												
VOCs (µg/L)																		
1,1,1-trichloroethane	5*	1	U	U	U	NA												
1,1-dichloroethene	5*	1	U	U	U	NA												
1,2-dichloroethane	0.6	1	U	U	U	NA												
1,4-dichlorobenzene	3	0.5	U	U	U	NA												
acetone	50	10	U	U	1.56 F	NA												
benzene	1	0.1	U	U	U	NA												
carbon disulfide	1,000	0.5	U	U	U	NA												
chloroform	7	0.3	U	0.110 F	0.120 F	NA												
chloromethane	5*	1	U	U	U	NA												
cis-1,2-dichloroethene	5*	1	U	U	U	NA												
dichlorodifluoromethane	5*	1	U	U	U	NA												
hexachlorobutadiene	0.5*	0.6	U	U	U	NA												
methylene chloride	5*	1	U	U	U	NA												
m,p-xylene	5*	2	U	U	U	NA												
trichloroethene (TCE)	5*	1	U	U	U	NA												
toluene	5*	1	U	U	U	NA												
trans-1,2-dichloroethene	5*	1	0.140 F	U	U	NA												
trichlorofluoromethane	5*	1	U	0.140 F	0.140 F	NA												
vinyl chloride	2	1	U	U	U	NA												
xylenes, Total	--	1.5	U	U	U	NA												
Total VOCs (µg/L)			**0.14**	**0.25**	**1.82**	NA												
Metals (µg/L) [Dissolved / Total][1]																		
aluminum	2,000	200	U	**6,200**	630	270	NA											
antimony	3	50	U	U	U	U	NA											
arsenic	25	30	U	U	U	U	NA											
barium	1,000	50	2.5 F	26 F	6.9 F	4.4 F	NA											
beryllium	3	4	U	0.21 F	U	U	NA											
boron	1,000	110	U	U	9.6 FB	NA	NA											
cadmium	5	5	U	U	U	U	NA											
calcium	--	1,100	25,000	41,000	29,000	27,000	NA											
chromium	50	10	U	**1,600**	**550**	**490**	NA											
cobalt	--	60	U	14 F	U	U	NA											
copper	200	10	U	180	43	41	NA											
iron	300	200	U	**19,000**	**3,600**	**3,600**	NA											
lead	25	25	U	U	U	U	NA											
magnesium	35,000	1,000	8,800	12,000	10,000	9,200	NA											
manganese	300	10	U	**430**	87	30	NA											
mercury	0.7	1	U	U	U	U	NA											
molybdenum	--	15	U	20	5.7 F	U	NA											
nickel	100	20	23	**570**	**140**	84	NA											
potassium	--	1,000	650 F	2,400	540 F	780 F	NA											
selenium	10	30	U	U	U	U	NA											
silver	50	10	U	U	U	U	NA											
sodium	20,000	1,000	6,500	6,500	7,500 B	6,400	NA											
thallium	0.5	80	U	U	U	U	NA											
vanadium	--	10	U	19	4.3 F	2.9 F	NA											
zinc	2,000	20	U	45	12 B	7.7 F	NA											
Leachate Indicators (mg/L)																		
alkalinity, Total	--	10	130	110	100	120												
ammonia	2	0.2	U	U	U	0.076 F												
BOD5	--	2.4	NA	U	U	U												
bromide	2	0.5	U	U	U	U												
COD	--	5	39	U	U	U												
chloride	250	1	3.5	2.9	2.3	3.4												
color	15	5	NA	U	NA	**20**												
cyanide, Total	200	0.02	NA	0.0080 F	U	NA												
hardness, Total	--	1	180	110	100	94												
nitrate	10	1	2.3	2.3	1.2	2.5												
TKN	1	0.2	0.17 F	0.44 B	0.19 FB	0.39 F												
sulfate	250	1	4.3	4.3 B	4.6	4.4 F												
TDS	500	10	140	130 B	97	130												
TOC	--	1	0.86 F	U	U	0.44 F												
phenolics, Total	--	0.005	U	U	U	NA												

For notes, please refer to the end of the tables section.

Table 6-2
Groundwater and Surface Water Sampling Results (continued)

Location of Well	NYSDEC Class GA Groundwater Standards	Reporting Limit	LF6VMW-22																							
Date of Collection			6/29/2006		9/19/2006		12/13/2006		4/13/2007		6/21/2007		9/28/2007		12/12/2007		4/8/2008		6/18/2008		10/1/2008		12/11/2008		4/16/2009		6/30/2009	
Sample ID No.			LF6VM2235AA		LF6VM2235BB		LF6VM2235CA		LF6VM2235DA		LF6VM2235EA		LF6VM2235FA		LF6VM2235GA		LF6VM2235HA		LF6VM2235IA		LF6VM2235JA		LF6VM2235KA		LF6VM2235LA		LF6VM2235MA	
Depth to Water (ft)			19.27		14.68		13.54		12.71		13.37		14.41		13.89		12.84		13.56		14.28		13.74		13.36		13.76	
VOCs (µg/L)																												
1,1,1-trichloroethane	5*	1	U		U		U		U		U		U		U		U		U		U		U		U		U	
1,1-dichloroethene	5*	1	U		U		U		U		U		U		U		U		U		U		U		U		U	
1,2-dichloroethane	0.6	1	U		U		U		U		U		U		U		U		U		U		U		U		U	
1,4-dichlorobenzene	3	0.5	U		U		U		0.100 F		U		U		U		0.190 F		U		U		U		U		U	
acetone	50	10	U		U		U		U		U		U		U		U		U		U		U		U		5.26 F	
benzene	1	0.1	U		U		U		U		U		U		U		U		U		U		U		U		U	
carbon disulfide	1,000	0.5	U		U		U		U		U		U		0.120 F♦		U		U		U		U		UJ		U	
chloroform	7	0.3	U		U		U		U		U		U		U		U		U		U		U		U		U	
chloromethane	5*	1	U		U		U		U		U		U		U		U		U		U		U		U		U	
cis-1,2-dichloroethene	5*	1	U		U		U		U		U		U		U		U		U		U		U		U		U	
dichlorodifluoromethane	5*	1	U		U		UJ		U		U		U		U		U		U		U		U		U		U	
hexachlorobutadiene	0.5*	0.6	U		U		U		U		U		U		U		U		U		U		U		U		U	
methylene chloride	5*	1	U		U		U		U		0.120 F		U		U		U		U		U		U		U		U	
m,p-xylene	5*	2	U		U		U		U		U		U		U		U		U		U		U		U		U	
trichloroethene (TCE)	5*	1	U		U		U		U		U		U		U		U		U		U		U		U		U	
toluene	5*	1	U		U		U		U		U		U		U		U		U		U		U		U		U	
trans-1,2-dichloroethene	5*	1	U		U		U		U		U		U		U		U		U		U		U		U		U	
trichlorofluoromethane	5*	1	U		U		U		U		U		U		U		U		U		U		U		U		U	
vinyl chloride	2	1	U		U		U		U		U		U		U		U		U		U		U		U		U	
xylenes, Total	--	1.5	U		U		U		U		U		U		U		U		U		U		U		U		U	
Total VOCs (µg/L)			**0**		**0**		**0**		**0.100**		**0.120**		**0**		**0.120**		**0.190**		**0**		**0**		**0**		**0**		**5.26**	
Metals (µg/L) [Dissolved / Total][1]																												
aluminum	2,000	200	55.8 F	343	U	172 F	U	57 F	59 F	62 F	U	U	U	U	U	U	U	54 F	U	U	U	61 F	U	200	U	75 F♦	U	140 F♦
antimony	3	50	U	U	U	1.67 F	U	**6.2 F**	U	U	U	U	U	U	U	U	U	U	1.7 F♦	U	U	U	U	U	U	U	3.9 F	U
arsenic	25	30	U	U	U	U	U	U	U	U	U	U	U	U	U	U	U	U	U	U	U	U	U	U	U	U	U	U
barium	1,000	50	3.7 F	4.8 F	3.59 F	4.39 F	1.4 F	2.5 F	2.2 F	1.6 F	2.6 F	2.7 F♦	2.9 F	3.2 F	3.6 F	3.6 F	1.8 F	1.9 F	2.2 F	2.0 F	3.4 F	3.7 F	3.3 F	3.8 F	U	2.1 F♦	3.0 F♦	3.3 F
beryllium	3	4	U	U	U	U	U	U	U	U	U	U	U	U	U	U	U	U	U	U	U	U	U	U	U	U	U	U
boron	1,000	110	15.9 J	U	NA	NA	NA	NA	NA	NA	7.6 F	8.2 F♦	NA	NA	NA	NA	8.9 F	9.0 F	7.5 F	7.3 F♦	NA	NA	NA	NA	NA	NA	U	U
cadmium	5	5	U	U	U	U	U	U	0.71 F	U	U	U	U	U	U	U	U	U	U	U	U	U	U	U	U	U	U	U
calcium	--	1,100	48,300	48,800	47,300	48,200	35,000	37,000	29,000	28,000	44,000	43,000	59,000♦	60,000♦	58,000	57,000	37,000	36,000	53,000	51,000 ♦	64,000	63,000	59,000	58,000	42,000	41,000	56,000♦	54,000
chromium	50	10	0.8 F	3.5 F	U	3.97 F	U	2.9 F	5.2 F	2.4 F	3.5 F	4.3 F♦	8.9 F♦	44	5.4 F♦	29	3.1 F	14	2.7 F♦	3.7 F♦	4.6 F	19	4.6 F	27	U	11	3.8 F♦	12♦
cobalt	--	60	U	U	U	U	U	U	U	U	U	U	U	U	U	U	U	U	U	U	U	U	U	U	U	U	U	U
copper	200	10	U	2.5 F	U	U	2.7 F	2.8 F	U	U	2.3 F♦	U	U	U	U	U	U	U	U	U	U	U	U	U	U	U	U	U
iron	300	200	U	**436**	U	219	U	100	U	55 F	U	9.4 F♦	44 F♦	260♦	5.3 F	200	8.2 F♦	160 F	7.9 F♦	18 F♦	7.4 F	130 F	12 F	**340**	U	150 F	130 F	210♦
lead	25	25	U	U	U	U	U	U	U	U	U	U	U	U	U	U	U	U	U	U	U	U	U	U	U	U	U	U
magnesium	35,000	1,000	20,700	21,600	21,400	21,600	15,000	16,000	12,000	12,000	19,000	19,000	27,000	27,000	26,000	25,000	16,000♦	15,000	24,000	23,000 F	28,000	28,000	26,000	26,000	18,000 ♦	17,000	23,000	23,000♦
manganese	300	10	2.8 F	34.9	2.39 F	15.3	2.7 F	8.3 F	U	2.7 F	U	U	U	3.9 F♦	U	1.8 F	U	2.1 F	U	U	U	U	U	11	U	3.9 F	U	9.0 F♦
mercury	0.7	1	NA	NA	NA	NA	NA	NA	NA	NA	NA	NA	NA	NA	NA	NA	NA	NA	NA	NA	NA	NA	NA	NA	U	U	U	U
molybdenum	--	15	U	U	U	U	U	4.4 F	U	U	U	U	U	U	U	U	U	U	U	U	U	U	U	U	U	U	U	U
nickel	100	20	5.4 F	4.4 F	1.13 F	1.92 F	1.4 F	U	U	U	U	U	12 F	4.5 F♦	4.6 F♦	6.3 F♦	U	2.2 F	3.8 F♦	U	2.9 F	4.0 F	3.2 F	3.9 F	U	U	U	U
potassium	--	1,000	862 F	879 F	716 F	786 F	490 F	640 F	670 F	560 F	730 F	740 F♦	970 F♦	980 F	1,000	990 F	640 F	650 F	770 F	750 F♦	950 F	990 F	910 F	920 F♦	620 F	660 F♦	820 F♦	830 F♦
selenium	10	30	U	U	U	U	U	U	U	U	U	U	U	U	U	U	U	U	U	U	U	U	U	U	U	U	U	U
silver	50	10	U	4.1 F	U	U	U	U	U	U	U	U	U	U	U	U	U	U	U	U	U	U	U	U	U	U	U	U
sodium	20,000	1,000	9,230	8,960	9,890	9,700	6,500	6,500	4,100	4,000	9,100	8,900 ♦	17,000	16,000	15,000	15,000	6,700♦	6,200	13,000	12,000	19,000	18,000	15,000	15,000	7,700 ♦	7,400	13,000♦	12,000
thallium	0.5	80	U	U	U	U	U	U	U	U	U	U	U	U	U	U	U	U	U	U	U	U	U	U	U	U	U	U
vanadium	--	10	U	U	U	0.68 F	U	U	U	0.78 F	U	U	U	0.71 F	U	U	U	U	U	U	U	U	U	U	U	U	U	U
zinc	2,000	20	14.7 F	4.8 F	17 F	25.7 B	4.7 F	11 F	U	U	U	U	55 B♦	59 B♦	48 B♦	66 B	11 F	12 F	11 F	15 F♦	9.3 F	10 F	76 B	84 B♦	U	U	U	U
Leachate Indicators (mg/L)																												
alkalinity, Total	--	10	211		170		130		100		140		190		190		140		170♦		210		210		160		190	
ammonia	2	0.2	U		U		U		U		0.015 F		0.017 F♦		U		U		0.046 F♦		0.029 F		U		0.031 F♦		0.017 F	
BOD5	--	2.4	U		U		U		U		U		U		U		U		U		U		U		U		U	
bromide	2	0.5	U		0.021 F		U		U		0.025 F♦		0.040 F		0.044 F♦		0.029 F		0.042 F		0.052 F		UJ		0.043 F		0.073 F♦	
COD	--	5	U		U		9.4 F		13 J		13 B		U		13 B♦		6.3 F♦		13 J♦		3.7 F		6.0 F♦		6.0 F♦		U	
chloride	250	1	18.4		20		9.1		4.6		27		50		38		8.8		30		45		28		10		23	
color	15	5	**20 J**		NA		NA		NA		U		NA		NA		U		U		NA		NA		U		NA	
cyanide, Total	200	0.02	U		NA		NA		NA		U		NA		NA		0.0047 F		U		NA		NA		NA		NA	
hardness, Total	--	1	197		200		150		110		190♦		270		260		140		210♦		280		240♦		190		240	
nitrate	10	1	0.9 F		0.89 F		0.42		0.29		0.90♦		1.2		1.2		0.57 B♦		1.1		1.5		1.4		0.99 ♦		1.3	
TKN	1	0.2	U		U		U		U		U		0.078 F		U		U		U		U		U		U		0.12 F	
sulfate	250	1	18.4		20		16		13		21♦		27		27		16		21		26		24		20		24♦	
TDS	500	10	260		240		180		110		270		260		350♦		160♦		220		300		290♦		210		350♦	
TOC	--	1	0.64 F		0.72 F		0.69 F		U		0.77 F♦		1.2		0.90 F		1.5 B		0.54 F		0.97 F		0.65 F		0.39 F		0.75 F	
phenolics, Total	--	0.005	U		U		U		U		U		U		0.0013 F♦		U		U		U		U		NA		NA	

For notes, please refer to the end of the tables section.

Table 6-2
Groundwater and Surface Water Sampling Results (continued)

Location of Well	NYSDEC Class GA Groundwater Standards	Reporting Limit	LF6VMW-22																	
Date of Collection			**9/16/2009**		**3/23/2010**	**9/15/2010**	**6/7/2011**													
Sample ID No.			**LF6VM2235NA**		**LF6VM2235OA**	**LF6VM2235PA**	**LF6VM2235PA**													
Depth to Water (ft)			**14.61**		**14.15**	**15.47**	**13.36**													
VOCs (µg/L)																				
1,1,1-trichloroethane	5*	1	U		U	U	NA													
1,1-dichloroethene	5*	1	U		U	U	NA													
1,2-dichloroethane	0.6	1	U		U	U	NA													
1,4-dichlorobenzene	3	0.5	U		U	U	NA													
acetone	50	10	U		1.17 F	1.76 FB♦	NA													
benzene	1	0.1	U		U	U	NA													
carbon disulfide	1,000	0.5	U		U	U	NA													
chloroform	7	0.3	U		U	U	NA													
chloromethane	5*	1	U		U	U	NA													
cis-1,2-dichloroethene	5*	1	U		U	U	NA													
dichlorodifluoromethane	5*	1	U		U	U	NA													
hexachlorobutadiene	0.5*	0.6	U		U	U	NA													
methylene chloride	5*	1	U		U	U	NA													
m,p-xylene	5*	2	U		U	U	NA													
trichloroethene (TCE)	5*	1	U		U	U	NA													
toluene	5*	1	U		U	U	NA													
trans-1,2-dichloroethene	5*	1	U		U	U	NA													
trichlorofluoromethane	5*	1	U		U	U	NA													
vinyl chloride	2	1	U		U	U	NA													
xylenes, Total	--	1.5	U		U	U	NA													
Total VOCs (µg/L)			**0**		**1.17**	**1.76**	NA													
Metals (µg/L) [Dissolved / Total][1]																				
aluminum	2,000	200	U	U	U	U	NA													
antimony	3	50	U	U	U	U	NA													
arsenic	25	30	U	U	U	U	NA													
barium	1,000	50	3.3 F♦	3.2 F	4.0 F♦	5.1 F	NA													
berylium	3	4	U	U	U	U	NA													
boron	1,000	110	U	U	12	NA	NA													
cadmium	5	5	U	U	U	U	NA													
calcium	--	1,100	67,000♦	68,000	62,000 ♦	74,000♦	NA													
chromium	50	10	U	4.6 F♦	8.2 F	7.4 F	NA													
cobalt	--	60	U	U	U	U	NA													
copper	200	10	U	U	U	U	NA													
iron	300	200	U	43 F♦	81 F♦	28 F	NA													
lead	25	25	U	U	U	U	NA													
magnesium	35,000	1,000	28,000	29,000	24,000 ♦	28,000	NA													
manganese	300	10	U	U	1.1 F♦	U	NA													
mercury	0.7	1	U	U	U	U	NA													
molybdenum	--	15	U	U	U	U	NA													
nickel	100	20	U	U	U	U	NA													
potassium	--	1,000	920 F♦	940 F	840 F	1,200	NA													
selenium	10	30	U	U	U	U	NA													
silver	50	10	U	U	U	U	NA													
sodium	20,000	1,000	19,000♦	18,000	11,000	14,000	NA													
thallium	0.5	80	U	U	U	U	NA													
vanadium	--	10	U	U	U	U	NA													
zinc	2,000	20	12 F	U	5.3 F	5.6 F♦	NA													
Leachate Indicators (mg/L)																				
alkalinity, Total	--	10	230		220	250	140													
ammonia	2	0.2	U		U	U	0.12													
BOD5	--	2.4	U		U	U	1.4 F♦													
bromide	2	0.5	0.051 F		0.036 F	UM	U													
COD	--	5	9.0 F		59 J	5.6 F	4.3 F♦													
chloride	250	1	38		14	20♦	1.6 F♦													
color	15	5	NA		U	NA	U													
cyanide, Total	200	0.02	NA		0	U	NA													
hardness, Total	--	1	360♦		0.010 F	300	150 ♦													
nitrate	10	1	1.7		1.2	1.9	0.85♦													
TKN	1	0.2	U		0.38 JB♦	0.24 B♦	0.39 F													
sulfate	250	1	28		23	26	14													
TDS	500	10	340		270	340♦	170 ♦													
TOC	--	1	0.89 F		0.81 F	1.1 B	0.75 F													
phenolics, Total	--	0.005	U		U	U	NA													

For notes, please refer to the end of the tables section.

Table 6-2
Groundwater and Surface Water Sampling Results (continued)

Location of Well	NYSDEC Class GA Groundwater Standards	Reporting Limit	LF6VMW-23																					
Date of Collection			6/29/2006		9/18/2006		12/12/2006		4/17/2007		6/21/2007		9/28/2007		12/11/2007		4/3/2008		6/18/2008		10/1/2008		12/11/2008		4/16/2009		6/30/2009	
Sample ID No.			LF6VM2348AA		LF6VM2348BB		LF6VM2348CA		LF6VM2348DA		LF6VM2348EA		LF6VM2348FA		LF6VM2348GA		LF6VM2348HA		LF6VM2348IA		LF6VM2348JA		LF6VM2348KA		LF6VM2348LA		LF6VM2348MA	
Depth to Water (ft)			16.16		16.60		15.58		14.44		15.33		16.38		15.96		14.69		15.51		16.21		15.70		15.21		16.69	
VOCs (µg/L)																												
1,1,1-trichloroethane	5*	1	U		U		U		U		U		U		U		U		U		U		U		U		U	
1,1-dichloroethene	5*	1	U		U		U		U		U		U		U		U		U		U		U		U		U	
1,2-dichloroethane	0.6	1	U		U		U		U		U		U		U		U		U		U		U		U		U	
1,4-dichlorobenzene	3	0.5	U		U		U		U		U		U		U		U		U		U		U		U		U	
acetone	50	10	U		U		U		U		U		U		U		U		U		U		U		U		1.10 F	
benzene	1	0.1	U		U		U		U		U		U		U		U		U		U		U		U		U	
carbon disulfide	1,000	0.5	U		U		U		U		U		U		U		U		U		U		U		UJ		U	
chloroform	7	0.3	U		U		U		U		U		U		U		U		U		U		U		U		U	
chloromethane	5*	1	U		U		U		U		U		U		U		U		U		U		U		U		U	
cis-1,2-dichloroethene	5*	1	U		U		U		U		U		U		U		U		U		U		U		U		U	
dichlorodifluoromethane	5*	1	U		U		UJ		U		U		U		U		U		U		U		U		U		U	
hexachlorobutadiene	0.5*	0.6	U		U		U		U		U		U		U		U		U		U		U		U		U	
methylene chloride	5*	1	U		0.14 F		U		U		U		U		0.110 F		U		U		U		U		U		U	
m,p-xylene	5*	2	U		U		U		U		U		U		U		U		U		U		U		U		U	
trichloroethene (TCE)	5*	1	U		U		U		U		U		U		U		U		U		U		U		U		U	
toluene	5*	1	U		U		U		U		U		U		U		U		U		U		U		U		U	
trans-1,2-dichloroethene	5*	1	U		U		U		U		U		U		U		U		U		U		U		U		U	
trichlorofluoromethane	5*	1	U		U		U		U		U		U		U		U		U		U		U		U		U	
vinyl chloride	2	1	U		U		U		U		U		U		U		U		U		U		U		U		U	
xylenes, Total	--	1.5	U		U		U		U		U		U		U		U		U		U		U		U		U	
Total VOCs (µg/L)			**0**		**0.14**		**0**		**0**		**0**		**0**		**0.110**		**0**		**0**		**0**		**0**		**0**		**1.10**	
Metals (µg/L) [Dissolved / Total][1]																												
aluminum	2,000	200	46.1 F	**4,120**	U	669	U	610	180 F	580	U	470	U	62 F	U	230	U	300	U	260	U	110 F	U	200	U	110 F	53 F	180 F
antimony	3	50	U	U	U	U	U	U	U	U	U	U	U	U	U	U	U	U	U	U	U	U	U	U	U	U	U	U
arsenic	25	30	U	U	U	U	U	U	U	U	U	U	U	U	U	U	U	U	U	U	U	U	U	U	U	U	U	U
barium	1,000	50	11 F	26.4 F	8.59 F	12.1 F	7.7 F	10 F	12 F	13 F	14 F	15 F	13 F	13 F	14 F	15 F	11 F	1.2 F	9.0 F	12 F	9.7 F	10 F	11 F	12 F	11 F	11 F	10 F	11 F
beryllium	3	4	U	0.3 F	U	U	U	U	U	U	U	U	U	U	U	U	U	U	U	U	U	U	U	U	U	U	U	U
boron	1,000	110	16.6	17.4	NA	NA	NA	NA	NA	NA	13	12	NA	NA	NA	NA	9.1 F	9.6 F	8.5 F	8.8 F	NA	NA	NA	NA	NA	NA	U	U
cadmium	5	5	U	U	U	0.92 F	U	U	U	U	U	U	U	U	U	U	U	U	U	U	U	U	U	1.2 F	U	U	U	U
calcium	--	1,100	63,700	66,900	57,800	59,800	58,000	58,000	78,000	75,000	94,000	93,000	93,000	92,000	94,000	98,000	76,000	78,000	66,000	64,000	66,000	67,000	75,000	76,000	71,000	73,000	66,000	66,000
chromium	50	10	U	6.8 F	U	6.43 F	3.0 F	4.4 F	4.0 F	1.9 F	3.8 F	4.0 F	2.6 F	2.9 F	3.9 F	U	U	1.5 F	U	U	3.3 F	3.9 F	3.0 F	3.7 F	U	U	U	6.3 F
cobalt	--	60	U	2.3 F	U	U	U	U	U	U	U	U	U	U	U	U	U	U	U	U	U	U	U	U	U	U	U	U
copper	200	10	U	22.7	U	2.6 F	2.3 F	5.7 F	U	3.8 F	U	2.1 F	U	U	U	U	U	2.3 F	U	U	U	U	U	U	U	U	U	U
iron	300	200	U	**4,600**	U	**678**	8.7 F	**690**	160 F	**690**	U	**520**	U	75 F	U	240	U	290	28 F	260	U	63 F	U	160 F	U	130 F	U	130 F
lead	25	25	U	U	U	U	U	U	U	U	U	U	U	U	U	U	U	U	U	U	U	U	U	U	U	U	U	U
magnesium	35,000	1,000	13,900	15,400	13,500	13,800	13,000	14,000	17,000	17,000	21,000	20,000	21,000	21,000	21,000	22,000	18,000	18,000	15,000	15,000	15,000	15,000	17,000	17,000	17,000	17,000	15,000	15,000
manganese	300	10	1.3 F	211	U	36.9	U	34	10	52	U	25	U	3.3 F	U	11.0	U	11	U	12	U	3.1 F	U	5.5 F	U	4.9 F	U	4.2 F
mercury	0.7	1	NA	NA	NA	NA	NA	NA	NA	NA	NA	NA	NA	NA	NA	NA	NA	NA	NA	NA	NA	NA	NA	NA	U	U	U	U
molybdenum	--	15	U	U	U	U	U	U	U	U	U	U	U	U	U	U	U	U	U	U	U	U	U	U	U	U	U	U
nickel	100	20	U	6.1 F	U	2.61 F	1.6 F	2.0 F	U	U	U	U	U	U	U	U	U	U	U	U	U	U	U	U	U	U	U	2.8 F
potassium	--	1,000	772 F	1,920	491 F	870 F	620 F	770 F	780 F	770 F	800 F	890 F	760 F	770 F	840 F	780 F	640 F	760 F	570 F	630 F	640 F	680 F	630 F	660 F	580 F	640 F	590 F	660 F
selenium	10	30	U	U	U	U	U	U	U	U	U	U	U	U	U	U	U	U	U	U	U	U	U	U	U	U	U	U
silver	50	10	U	3.7 F	U	U	U	U	U	U	U	U	U	U	U	U	U	U	U	U	U	U	U	U	U	U	U	U
sodium	20,000	1,000	2,820 J	2,010 J	2,610	2,250	2,300	2,000	3,100	2,800	3,100	2,800	3,200	3,000	3,700	3,600	3,200	3,300	2,800 B	2,700 B	2,300 B	2,300 B	2,200	2,200	2,200 B	2,300 B	2,100	2,000
thallium	0.5	80	U	U	U	U	U	U	U	U	U	U	U	U	U	U	U	U	U	U	U	U	U	U	U	U	U	U
vanadium	--	10	U	7 F	U	0.95 F	U	1.5 F	U	0.92 F	U	0.83 F	U	U	U	0.71 F	U	0.75 F	U	U	U	U	U	U	U	U	U	U
zinc	2,000	20	3.8 F	21.9	27.6 B	22.5 B	4.6 F	6.9 F	7.7 F	6.2 F	U	U	55 B	12 F	38 B	68 B	12 F	11 F	11 F	13 F	12 F	12 F	69 B	57 B	U	U	U	U
Leachate Indicators (mg/L)																												
alkalinity, Total	--	10	205		180		380		160		160		180		190		210		200		180		200		220		190	
ammonia	2	0.2	U		U		U		U		0.018 F		U		0.05		U		0.057 B		0.029 F		U		U		0.024 F	
BOD5	--	2.4	U		U		U		U		U		U		U		U		U		U		U		U		U	
bromide	2	0.5	U		0.029 F		U		0.11		0.080 F		0.11 F		0.12 F		0.023 F		0.024 F		0.035 F		UJ		0.020 F		U	
COD	--	5	11.6 B		18 B		5.3 F		19 B		11 B		U		8.5 F		U		4.1 F		U		6.0 F		6.0 F		U	
chloride	250	1	2.5		2.8		3.0		5.3		6.3		5.9		5.3		2.0		1.3		1.2		3.3		0.89 F		0.67 F	
color	15	5	**60**		NA		NA		NA		U		NA		NA		U		U		NA		NA		U		NA	
cyanide, Total	200	0.02	U		NA		NA		NA		U		NA		NA		0.015 F		U		NA		NA		NA		NA	
hardness, Total	--	1	237		230		200		260		300		310		330		260		220		220		260		250		220	
nitrate	10	1	0.32 F		0.68 F		0.53		1.3		1.9		1.6		1.7		0.96		0.61		0.6		0.81		0.61		0.70	
TKN	1	0.2	0.17 F		U		U		0.057 F		U		0.085 F		U		U		U		U		U		U		U	
sulfate	250	1	40.7		35		35		85		130		120		110		54		30		38		51		39		22	
TDS	500	10	278		250		210		330		410		270		390		290		260		240		200		250		260	
TOC	--	1	0.8 F		1.1		0.89 F		0.52 F		1.3 B		0.97 F		0.81 F		1.3		0.48 F		0.59 F		0.44 F		0.38 F		0.50 F	
phenolics, Total	--	0.005	U		U		U		U		U		U		U		0.00092 F		U		U		U		NA		NA	

For notes, please refer to the end of the tables section.

Table 6-2
Groundwater and Surface Water Sampling Results (continued)

Location of Well	NYSDEC Class GA Groundwater Standards	Reporting Limit	LF6VMW-23																	
Date of Collection			9/15/2009		3/23/2010	9/15/2010	6/62011													
Sample ID No.			LF6VM2348NA		LF6VM2348OA	LF6VM2348PA	LF6VM2348PA													
Depth to Water (ft)			16.51		16.07	17.40	15.22													
VOCs (µg/L)																				
1,1,1-trichloroethane	5*	1	U		U	U	NA													
1,1-dichloroethene	5*	1	U		U	U	NA													
1,2-dichloroethane	0.6	1	U		U	U	NA													
1,4-dichlorobenzene	3	0.5	U		U	U	NA													
acetone	50	10	U		1.42 F	2.07 FB	NA													
benzene	1	0.1	U		U	U	NA													
carbon disulfide	1,000	0.5	U		U	U	NA													
chloroform	7	0.3	U		U	U	NA													
chloromethane	5*	1	U		U	U	NA													
cis-1,2-dichloroethene	5*	1	U		U	U	NA													
dichlorodifluoromethane	5*	1	U		U	U	NA													
hexachlorobutadiene	0.5*	0.6	U		U	U	NA													
methylene chloride	5*	1	U		U	U	NA													
m,p-xylene	5*	2	U		U	U	NA													
trichloroethene (TCE)	5*	1	U		U	U	NA													
toluene	5*	1	U		U	U	NA													
trans-1,2-dichloroethene	5*	1	U		U	U	NA													
trichlorofluoromethane	5*	1	U		U	U	NA													
vinyl chloride	2	1	U		U	U	NA													
xylenes, Total	--	1.5	U		U	U	NA													
Total VOCs (µg/L)			**0**		**1.42**	**2.07**	NA													
Metals (µg/L) [Dissolved / Total][1]																				
aluminum	2,000	200	U	73 F	98 F	60 F	NA													
antimony	3	50	U	U	U	U	NA													
arsenic	25	30	U	U	U	U	NA													
barium	1,000	50	8.4 F	9.0 F	12 F	11 F	NA													
beryllium	3	4	U	U	U	U	NA													
boron	1,000	110	U	U	15	NA	NA													
cadmium	5	5	U	U	U	U	NA													
calcium	--	1,100	52,000	64,000	77,000	70,000	NA													
chromium	50	10	U	U	U	U	NA													
cobalt	--	60	U	U	U	U	NA													
copper	200	10	U	U	U	U	NA													
iron	300	200	U	44 F	120 F	81 F	NA													
lead	25	25	U	U	U	U	NA													
magnesium	35,000	1,000	13,000	14,000	16,000	14,000	NA													
manganese	300	10	U	1.1 F	4.4 F	3.3 F	NA													
mercury	0.7	1	U	U	U	U	NA													
molybdenum	--	15	U	U	U	U	NA													
nickel	100	20	U	U	U	U	NA													
potassium	--	1,000	470 F	570 F	550 F	700 F	NA													
selenium	10	30	U	U	U	U	NA													
silver	50	10	U	U	U	U	NA													
sodium	20,000	1,000	1,800	1,900	1,900	1,500	NA													
thallium	0.5	80	U	U	U	U	NA													
vanadium	--	10	U	U	U	U	NA													
zinc	2,000	20	U	U	6.2 F	8.3 F	NA													
Leachate Indicators (mg/L)																				
alkalinity, Total	--	10	190		220	210	240													
ammonia	2	0.2	0.048 F		U	U	0.060 F													
BOD5	--	2.4	U		U	U	U													
bromide	2	0.5	0.025 F		0.021 F	U	U													
COD	--	5	U		U	U	U													
chloride	250	1	0.79 F		0.55 F	0.82 F	0.72													
color	15	5	NA		U	NA	U													
cyanide, Total	200	0.02	NA		0.0091 F	U	NA													
hardness, Total	--	1	210		260	230	250													
nitrate	10	1	0.74		0.6	0.48 F	0.9													
TKN	1	0.2	U		0.20 B	0.16 FB	0.49 F													
sulfate	250	1	21		29	20	23													
TDS	500	10	240		240	250	260													
TOC	--	1	0.67 F		0.66 F	2.2 B	0.92 F													
phenolics, Total	--	0.005	U		U	U	NA													

For notes, please refer to the end of the tables section.

Table 6-2
Groundwater and Surface Water Sampling Results (continued)

Location of Well	NYSDEC Class GA Groundwater Standards	Reporting Limit	LF6VMW-24																					
Date of Collection			6/29/2006		9/19/2006		12/12/2006		4/17/2007		6/21/2007		9/28/2007		12/11/2007		4/7/2008		6/18/2008		10/1/2008		12/11/2008		4/16/2009		7/1/2009	
Sample ID No.			LF6VM2448AA		LF6VM2449BB		LF6VM2449CA		LF6VM2449DA		LF6VM2449EA		LF6VM2449FA		LF6VM2449GA		LF6VM2449HA		LF6VM2449IA		LF6VM2449JA		LF6VM2449KA		LF6VM2449LA		LF6VM2449MA	
Depth to Water (ft)			12.32		12.74		11.70		10.65		11.51		12.52		12.12		10.92		11.71		12.39		11.85		4.42		11.90	
VOCs (µg/L)																												
1,1,1-trichloroethane	5*	1	U		U		U		U		U		U		U		U		U		U		U		U		U	
1,1-dichloroethene	5*	1	U		U		U		U		U		U		U		U		U		U		U		U		U	
1,2-dichloroethane	0.6	1	U		U		U		U		U		U		U		U		U		U		U		U		U	
1,4-dichlorobenzene	3	0.5	U		U		U		U		U		U		U		U		U		U		U		U		U	
acetone	50	10	U		U		U		U		U		U		U		U		U		U		U		U		5.40 F♦	
benzene	1	0.1	U		U		U		U		U		U		U		U		U		U		U		U		U	
carbon disulfide	1,000	0.5	U		U		U		U		U		U		U		U		U		U		U		UJ		U	
chloroform	7	0.3	U		U		U		U		U		U		U		U		U		U		U		U		U	
chloromethane	5*	1	U		U		U		U		U		U		U		U		U		U		U		U		U	
cis-1,2-dichloroethene	5*	1	U		U		U		U		U		U		U		U		U		U		U		U		U	
dichlorodifluoromethane	5*	1	U		U		UJ		U		U		U		U		U		U		U		U		U		U	
hexachlorobutadiene	0.5*	0.6	U		U		U		U		U		U		U		U		U		U		U		U		U	
methylene chloride	5*	1	U		U		0.320 F		U		U		U		0.120 F		U		U		U		U		U		U	
m,p-xylene	5*	2	U		U		U		U		U		U		U		U		U		U		U		U		U	
trichloroethene (TCE)	5*	1	U		U		U		U		U		U		U		U		U		U		U		U		U	
toluene	5*	1	U		U		U		U		U		U		U		U		U		U		U		U		0.210 F♦	
trans-1,2-dichloroethene	5*	1	U		U		U		U		U		U		U		U		U		U		U		U		U	
trichlorofluoromethane	5*	1	U		U		U		U		U		U		U		U		U		U		U		U		U	
vinyl chloride	2	1	U		U		U		U		U		U		U		U		U		U		U		U		U	
xylenes, Total	--	1.5	U		U		U		U		U		U		U		U		U		U		U		U		U	
Total VOCs (µg/L)			**0**		**0**		**0.32**		**0**		**0**		**0**		**0.120**		**0**		**0**		**0**		**0**		**0**		**5.61**	
Metals (µg/L) [Dissolved / Total][1]																												
aluminum	2,000	200	67.8 F	581	U	58.5 F	U	U	43 F	U	U	U	U	U	U	U	U	U	U	U	U	41 F	U	U	U	U	U	U
antimony	3	50	U	U	U	U	U	U	U	U	U	2.0 F	U	U	U	U	U	U	U	U	U	U	U	U	U	U	U	U
arsenic	25	30	U	U	U	U	U	U	U	U	U	U	U	U	U	U	U	U	U	U	U	U	U	U	U	U	U	U
barium	1,000	50	183	167	187	180	170	170	180	190	190	190	200	220	220	220	220	210	230	240	240	240	250	250	260	260	290	290
beryllium	3	4	U	U	U	U	U	U	U	U	U	U	U	U	U	U	U	U	U	U	U	U	U	U	U	U	U	U
boron	1,000	110	21.1	17.9	NA	NA	NA	NA	NA	NA	12	16	NA	NA	NA	NA	16	16	15	15	NA	NA	NA	NA	NA	NA	U	U
cadmium	5	5	U	U	U	U	U	U	U	U	U	U	U	U	U	U	U	U	U	U	U	U	U	U	U	U	U	U
calcium	--	1,100	36,000	34,100	37,300	36,400	33,000	33,000	41,000	41,000	40,000	41,000	41,000	43,000	43,000	43,000	46,000	44,000	48,000	48,000	49,000	50,000	51,000	51,000	51,000	51,000	58,000♦	56,000
chromium	50	10	1 F	8 F	U	1.74 F	3.6 F	3.4 F	3.3 F	2.2 F	U	2.7 F	2.3 F	3.3 F	4.4 F	U	2.8 F	3.6 F	1.6 F	2.0 F	3.6 F	5.6 F	3.9 F	5.0 F	U	9.1 F	U	13
cobalt	--	60	U	U	U	U	U	U	U	U	U	U	U	U	U	U	U	U	U	U	U	U	U	U	U	U	U	U
copper	200	10	U	4.6 F	U	U	3.2 F	2.8 F	U	U	U	U	U	U	U	U	U	U	U	U	U	U	U	U	U	U	U	U
iron	300	200	41 F	**807**	U	59 F	11 F	31 F	23 F	33 F	14 F	21 F	U	17 F	9.2 F	8.6 F	34 F	37 F	9.3 F	7.3 F	7.9 F	12 F	U	16 F	13 F	49 F	U	70 F
lead	25	25	U	U	U	U	U	U	U	U	U	U	U	U	U	U	U	U	U	U	U	U	U	U	U	U	U	U
magnesium	35,000	1,000	15,000	15,000	15,500	15,200	16,000	16,000	18,000	18,000	18,000	19,000	18,000	19,000	19,000	19,000	21,000	20,000	22,000	22,000	22,000	22,000	23,000	23,000	23,000	23,000	26,000♦	25,000
manganese	300	10	34.1	49	27.9	28.4	27	27	60	62	46	48	31	35	30	32	56	53	38	37	33	35	35	36	43	41	42♦	39
mercury	0.7	1	NA	NA	NA	NA	NA	NA	NA	NA	NA	NA	NA	NA	NA	NA	NA	NA	NA	NA	NA	NA	NA	NA	U	U	U	U
molybdenum	--	15	U	U	U	U	U	U	U	U	U	U	U	U	U	U	U	U	U	U	U	U	U	U	U	U	U	U
nickel	100	20	3.2 F	6.8 F	U	U	1.6 F	1.5 F	U	1.3 F	U	U	U	U	U	U	1.2 F	7.4 F	U	U	U	U	U	U	U	U	U	3.8 F♦
potassium	--	1,000	1,190	1,250	1,010	1,070	1,100	1,100	1,100	1,100	1,000	1,200	1,200	1,200	1,300	1,200	1,300	1,200	1,200	1,200	1,300	1,300	1,300	1,300	1,200	1,200	1,300	1,300
selenium	10	30	U	U	U	U	U	U	U	U	U	U	U	U	U	U	U	U	U	U	U	U	U	U	U	U	U	U
silver	50	10	U	3.2 F	U	U	U	U	U	U	U	1.1 F	U	U	U	U	U	U	U	U	U	U	U	U	U	U	U	U
sodium	20,000	1,000	**71,900**	**66,100**	**71,600**	**69,800**	**65,000**	**65,000**	**56,000**	**60,000**	56,000	**58,000**	**65,000**	**69,000**	**71,000**	**71,000**	**64,000**	**62,000**	**64,000**	**65,000**	**69,000**	**70,000**	**72,000**	**72,000**	**65,000**	**65,000**	**72,000♦**	**69,000**
thallium	0.5	80	U	U	U	U	U	U	U	U	U	U	U	U	U	U	U	U	U	U	U	U	U	U	U	U	U	U
vanadium	--	10	U	1 F	U	U	U	U	U	U	U	U	U	U	U	U	U	U	U	U	U	U	U	U	U	U	U	U
zinc	2,000	20	5.9 F	6.3 F	16.7 F	24.3 B	7.2 F	5.7 F	U	U	U	U	12 F	56 B	47 B	53 B	11 F	12 F	11 F	12 F	10 F	12 F	44 B	79 B	U	U	U	U
Leachate Indicators (mg/L)																												
alkalinity, Total	--	10	138		120		160		120		120		130		130		130		130		120		120		130		120	
ammonia	2	0.2	0.087		0.073 B		0.054		0.065		U		0.074		0.11		0.11		0.10 B		0.11 B		0.062		0.11 B		0.10 ♦	
BOD5	--	2.4	U		2.7		U		U		U		U		2.5		U		2.4		2.8		2.7		U		2.2	
bromide	2	0.5	0.77		0.63		0.50		0.50		0.47		1.2		1.4		0.53		0.50		0.56		0.54 J		0.58		0.48 F♦	
COD	--	5	12.3 B		5 F		7.3 F		15 B		8.5 F		4.1 F		8.5 F		6.3 F		U		8.2 F		8.2 F		8.2 F		9.0 F	
chloride	250	1	199		110		110		98		110		130		130		130		130		150		150		170		170 M	
color	15	5	**30**		NA		NA		NA		U		NA		NA		U		U		NA		NA		U		NA	
cyanide, Total	200	0.02	U		NA		NA		NA		U		NA		NA		U		U		NA		NA		NA		NA	
hardness, Total	--	1	159		180		150		170		180		180		200		200		210		220		220		230		250	
nitrate	10	1	U		U		U		U		0.040 F		U		U		U		U		U		U		U		U	
TKN	1	0.2	0.061 F		0.077 F		0.18 F		U		U		0.082 F		0		U		0.13 F		U		U		U		0.16 F	
sulfate	250	1	24.6		29		28		28		27		24		24		24		25		24		25		23		21	
TDS	500	10	350		350		350		350		390		300		370		370		400		390		380		410		**530♦**	
TOC	--	1	U		U		0.45 F		0.81 F		0.66 F		0.51 F		0.48 F		0.93 F		0.42 F		U		U		U		U	
phenolics, Total	--	0.005	U		U		U		U		U		U		U		0.0011 F		0.0019 F		U		U		NA		NA	

For notes, please refer to the end of the tables section.

Table 6-2
Groundwater and Surface Water Sampling Results (continued)

Location of Well	NYSDEC Class GA Groundwater Standards	Reporting Limit	LF6VMW-24																	
Date of Collection			**9/15/2009**		**3/23/2010**	**9/23/2010**	**6/9/2011**													
Sample ID No.			**LF6VM2449NA**		**LF6VM2449OA**	**LF6VM2449PA**	**LF6VM2449PA**													
Depth to Water (ft)			**12.68**		**12.19**	**13.80**	**11.50**													
VOCs (µg/L)																				
1,1,1-trichloroethane	5*	1	U		U	U	U													
1,1-dichloroethene	5*	1	U		U	U	0.23 F													
1,2-dichloroethane	0.6	1	U		U	U	U													
1,4-dichlorobenzene	3	0.5	U		U	U	U													
acetone	50	10	U		1.22 F	2.21 FB	U													
benzene	1	0.1	U		U	U	U													
carbon disulfide	1,000	0.5	U		U	U	U													
chloroform	7	0.3	U		U	U	U													
chloromethane	5*	1	U		U	U	U													
cis-1,2-dichloroethene	5*	1	U		U	U	U													
dichlorodifluoromethane	5*	1	U		U	U	U													
hexachlorobutadiene	0.5*	0.6	U		U	U	U													
methylene chloride	5*	1	U		U	U	0.50 F													
m,p-xylene	5*	2	U		U	U	U													
trichloroethene (TCE)	5*	1	U		U	U	U													
toluene	5*	1	U		U	U	U													
trans-1,2-dichloroethene	5*	1	U		U	U	U													
trichlorofluoromethane	5*	1	U		U	U	U													
vinyl chloride	2	1	U		U	U	U													
xylenes, Total	--	1.5	U		U	U	U													
Total VOCs (µg/L)			**0**		**1.22**	**2.21**	**0.73**													
Metals (µg/L) [Dissolved / Total][1]																				
aluminum	2,000	200	U	U	U	U	NA													
antimony	3	50	U	U	U	U	NA													
arsenic	25	30	U	U	U	U	NA													
barium	1,000	50	280	300	330	360	NA													
beryllium	3	4	U	U	U	U	NA													
boron	1,000	110	U	U	19	NA	NA													
cadmium	5	5	U	U	U	U	NA													
calcium	--	1,100	56,000	59,000	65,000	71,000	NA													
chromium	50	10	U	U	7.6 F	U	NA													
cobalt	--	60	U	U	U	U	NA													
copper	200	10	U	U	U	U	NA													
iron	300	200	U	U	28 F	25 F	NA													
lead	25	25	U	U	U	U	NA													
magnesium	35,000	1,000	24,000	26,000	28,000	30,000	NA													
manganese	300	10	37	U	42	43	NA													
mercury	0.7	1	U	U	U	U	NA													
molybdenum	--	15	U	U	U	U	NA													
nickel	100	20	U	U	U	U	NA													
potassium	--	1,000	1,200	1,400	1,500	1,600	NA													
selenium	10	30	U	U	U	U	NA													
silver	50	10	U	U	U	U	NA													
sodium	20,000	1,000	**70,000**	**75,000**	**76,000**	**82,000**	NA													
thallium	0.5	80	U	U	U	U	NA													
vanadium	--	10	U	U	U	U	NA													
zinc	2,000	20	U	U	47 F	U	NA													
Leachate Indicators (mg/L)																				
alkalinity, Total	--	10	120		130	130	120													
ammonia	2	0.2	0.093		0.065	0.073	0.19													
BOD5	--	2.4	U		8.5	3.8 J	9.4													
bromide	2	0.5	0.58		0.7	U	0.67													
COD	--	5	6.7 F		U	5.6 FB	6.6 F													
chloride	250	1	180		210	240	250													
color	15	5	NA		U	NA	U													
cyanide, Total	200	0.02	NA		0.0090 F	U	NA													
hardness, Total	--	1	250		280	300	340													
nitrate	10	1	U		U	U	U													
TKN	1	0.2	0.95		0.54 B	0.24 B	0.45 F													
sulfate	250	1	24		18	16	22													
TDS	500	10	**530**		**510**	**620**	**710**													
TOC	--	1	0.67 F		U	0.85 F	0.51 F													
phenolics, Total	--	0.005	U		U	U	NA													

For notes, please refer to the end of the tables section.

Table 6-2
Groundwater and Surface Water Sampling Results (continued)

Location of Well	NYSDEC Class GA Groundwater Standards	Reporting Limit	LF6VMW-25																							
Date of Collection			6/29/2006		9/19/2006		12/12/2006		4/17/2007		6/25/2007		10/1/2007		12/11/2007		4/3/2008		6/17/2008		10/2/2008		12/11/2008		4/16/2009		6/30/2009	
Sample ID No.			LF6VM2544AA		LF6VM2544BB		LF6VM2544CA		LF6VM2544DA		LF6VM2544EA		LF6VM2544FA		LF6VM2544GA		LF6VM2544HA		LF6VM2544IA		LF6VM2544JA		LF6VM2544KA		LF6VM2544LA		LF6VM2544MA	
Depth to Water (ft)			3.13		3.72		2.86		1.83		2.85		3.56		3.10		2.10		2.99		3.37		2.87		2.62		3.08	
VOCs (µg/L)																												
1,1,1-trichloroethane	5*	1	U		U		U		U		U		U		U		U		U		U		U		U		U	
1,1-dichloroethene	5*	1	U		U		U		U		U		U		U		U		U		U		U		U		U	
1,2-dichloroethane	0.6	1	U		U		U		U		U		U		U		U		U		U		U		U		U	
1,4-dichlorobenzene	3	0.5	U		U		U		U		U		U		U		U		U		U		U		U		U	
acetone	50	10	U		U		U		U		U		U		U		U		U		U		U		U		U	
benzene	1	0.1	U		U		U		U		U		U		U		U		U		U		U		U		U	
carbon disulfide	1,000	0.5	U		U		U		U		U		U		0.140 F		U		U		U		U		UJ		U	
chloroform	7	0.3	U		U		U		U		U		U		U		U		U		U		U		U		U	
chloromethane	5*	1	U		U		U		U		U		U		U		U		U		U		U		U		U	
cis-1,2-dichloroethene	5*	1	U		U		U		U		U		U		U		U		U		U		U		U		U	
dichlorodifluoromethane	5*	1	U		U		UJ		U		U		U		U		U		U		U		U		U		U	
hexachlorobutadiene	0.5*	0.6	U		U		U		U		U		U		U		U		U		U		U		U		U	
methylene chloride	5*	1	U		U		0.290 F		U		U		U		0.150 F		U		U		U		U		U		U	
m,p-xylene	5*	2	U		U		U		U		U		U		U		U		U		U		U		U		U	
trichloroethene (TCE)	5*	1	U		U		U		U		U		U		U		U		U		U		U		U		U	
toluene	5*	1	U		U		U		U		U		U		U		U		U		U		U		U		U	
trans-1,2-dichloroethene	5*	1	U		U		U		U		U		U		U		U		U		U		U		U		U	
trichlorofluoromethane	5*	1	U		U		U		U		U		U		U		U		U		U		U		U		U	
vinyl chloride	2	1	U		U		U		U		U		U		U		U		U		U		U		U		U	
xylenes, Total	--	1.5	U		U		U		U		U		U		U		U		U		U		U		U		U	
Total VOCs (µg/L)			**0**		**0**		**0.29**		**0**		**0**		**0**		**0.190**		**0**		**0**		**0**		**0**		**0**		**0**	
Metals (µg/L) [Dissolved / Total][1]																												
aluminum	2,000	200	46.1 F	1,770	U	315	U	69 F	61 F	U	U	U	U	U	U	44 F	U	U	U	U	45 F	66 F	U	U	U	79 F	U	65 F
antimony	3	50	U	U	U	U	U	U	U	U	U	U	U	U	U	U	U	U	U	U	U	U	U	U	U	U	U	U
arsenic	25	30	U	U	U	U	U	U	U	U	U	U	U	U	U	U	U	U	U	U	U	U	U	U	U	U	U	U
barium	1,000	50	87.2	92.6	89.6	91.4	88	89	100	110	100	100	98	100	97	100	100	100	100	99	110	110	100	110	96	98	110	110
berylium	3	4	U	U	U	U	U	U	U	U	U	U	U	U	U	U	U	U	U	U	U	U	U	U	U	U	U	U
boron	1,000	110	81.4	74.1	NA	NA	NA	NA	NA	NA	62	62	NA	NA	NA	NA	50	51	50	48	NA	NA	NA	NA	NA	NA	U	U
cadmium	5	5	U	U	U	U	U	U	U	U	U	U	U	U	U	U	U	U	U	U	U	U	U	U	U	U	U	U
calcium	--	1,100	145,000	145,000	140,000	142,000	140,000	140,000	140,000	150,000	140,000	140,000	140,000	140,000	140,000	140,000	140,000	140,000	140,000	140,000	150,000	150,000	160,000	170,000	150,000	160,000	170,000	180,000
chromium	50	10	U	26.1	U	11	4.4 F	9.2 F	4.8 F	2.2 F	2.2 F	2.6 F	2.0 F	3.3 F	4.0 F	U	U	U	3.2 F	2.9 F	3.0 F	3.8 F	3.7 F	4.2 F	U	3.2 F	U	4.4 F
cobalt	--	60	0.8 F	1.7 F	U	U	U	U	U	U	U	U	U	U	U	U	U	U	U	U	U	U	U	U	U	U	U	U
copper	200	10	2.2 F	17.4	U	6.01 F	3.3 F	6.7 F	U	U	U	U	U	U	U	U	U	U	U	U	U	U	U	U	U	4.0 F	U	U
iron	300	200	U	**3,030**	25.1 F	**603**	33 F	240	23 F	76 F	17 F	42 F	68	53 F	24 F	61 F	20 F	38 F	3.9 F	23 F	28 F	54 F	30 F	66 F	22 F	140 F	31 F	86 F
lead	25	25	U	U	U	U	U	U	U	U	U	U	U	U	U	U	U	U	U	U	U	U	U	U	U	U	U	U
magnesium	35,000	1,000	15,500	16,400	15,300	15,600	15,000	15,000	16,000	16,000	15,000	16,000	15,000	16,000	15,000	16,000	16,000	16,000	16,000	16,000	17,000	17,000	17,000	18,000	16,000	16,000	18,000	18,000
manganese	300	10	**3,520**	**3,660**	**3,590**	**3,610**	**3,600**	**3,600**	**3,600**	**3,800**	**3,600**	**3,700**	**3,700**	**3,700**	**3,600**	**3,900**	**3,800**	**3,800**	**3,700**	**3,700**	**4,200**	**4,200**	**4,500**	**4,700**	**4,300**	**4,400**	**4,800**	**5,000**
mercury	0.7	1	NA	NA	NA	NA	NA	NA	NA	NA	NA	NA	NA	NA	NA	NA	NA	NA	NA	NA	NA	NA	NA	NA	U	U	U	U
molybdenum	--	15	U	U	U	U	U	U	U	U	U	U	U	U	U	U	U	U	U	U	U	U	U	U	U	U	U	U
nickel	100	20	7.6 F	26.8	2.67 F	9.07 F	3.9 F	6.5 F	3.5 F	3.5 F	3.0 F	3.4 F	2.9 F	4.0 F	3.0 F	3.4 F	2.7 F	2.9 F	2.5 F	3.5 F	3.4 F	3.5 F	3.3 F	3.6 F	3.4 F	4.1 F	3.3 F	4.2 F
potassium	--	1,000	4,220	4,380	3,770	3,880	4,000	3,900	4,300	4,500	4,400	4,500	4,200	4,300	4,200	4,500	4,300	4,400	4,100	4,200	3,900	3,900	3,900	3,900	3,600	3,600	3,700	3,600
selenium	10	30	U	U	U	U	U	U	U	3.0 F	U	U	U	U	U	U	U	U	U	U	U	U	U	U	U	U	U	U
silver	50	10	U	2.8 F	U	U	U	U	U	U	1.6 F	1.4 F	U	U	U	U	U	U	U	U	U	U	U	U	U	U	U	U
sodium	20,000	1,000	17,200	15,000	16,100	16,200	16,000	15,000	16,000	17,000	15,000	15,000	15,000	15,000	15,000	16,000	15,000	15,000	10,000	9,800	11,000	11,000	11,000	11,000	9,800	9,600	8,800	8,400
thallium	0.5	80	U	U	U	U	U	U	U	U	U	U	U	U	U	U	U	U	U	U	U	U	U	U	U	U	U	U
vanadium	--	10	U	4.7 F	U	1.34 F	U	U	U	U	U	U	U	U	U	U	U	U	U	U	U	U	U	U	U	U	U	U
zinc	2,000	20	9.7 F	18.8 F	28.6 B	24.7 B	5.5 F	8.3 F	U	U	U	U	38 B	13 F	31 B	51 B	12 F	12 F	11 F	15 F	16 F	13 F	68 B	47 B	U	U	U	6.3 F
Leachate Indicators (mg/L)																												
alkalinity, Total	--	10	478		390		120		400		380		390		380		380		370		320		340		370		360	
ammonia	2	0.2	0.077		0.94		1.0		1.3		1.4		1.4		1.4		1.5		1.6		1.5		1.6		1.5		1.5	
BOD5	--	2.4	U		U		U		U		U		U		U		U		U		U		U		U		U	
bromide	2	0.5	U		0.024 F		U		0.050 F		0.024 F		0.029 F		0.040 F		0.024 F		.062 F		0.13		UJ		0.14 F		0.11	
COD	--	5	U		7.1 F		16		19 B		22 B		13		15 B		13		8.5 F		15		15		10		16	
chloride	250	1	11.5		15		14		14		17		19		18		13		15		28		20		12		13	
color	15	5	**25**		NA		NA		NA		U		NA		NA		U		U		NA		NA		U		NA	
cyanide, Total	200	0.02	U		NA		NA		NA		U		NA		NA		0.016 F		NA		NA		NA		NA		NA	
hardness, Total	--	1	720		460		28		420		410		12		460		400		440		420		480		440		500	
nitrate	10	1	U		0.017 F		0.089 F		U		U		0.038 F		0.032 F		0.025 F		0.018 F		0.041 F		U		0.086 F		0.021 F	
TKN	1	0.2	**1.2**		**1.1**		**1.1**		**1.2**		**1.4**		**1.3**		**1.4**		**1.5**		**1.4**		**1.6**		**1.5**		**2.1**		**1.7**	
sulfate	250	1	36.3		36		33		33		34		36		36		38		47		120		120		110		120 J	
TDS	500	10	498		470		490		**510**		**500**		**510**		**500**		450		430		**560**		470		**560**		**670**	
TOC	--	1	3.9		3.5		3.7		3.3		3.7		3.4		3.5		3.4		3.0		3.6		3.0		2.8		2.9	
phenolics, Total	--	0.005	U		U		U		U		U		U		U		U		U		U		U		NA		NA	

For notes, please refer to the end of the tables section.

Table 6-2
Groundwater and Surface Water Sampling Results (continued)

Location of Well	NYSDEC Class GA Groundwater Standards	Reporting Limit	LF6VMW-25																	
Date of Collection			**9/16/2009**		**3/23/2010**	**9/15/2010**	**6/8/2011**													
Sample ID No.			**LF6VM2544NA**		**LF6VM2544OA**	**LF6VM2544PA**	**LF6VM2544PA**													
Depth to Water (ft)			**3.84**		**3.09**	**4.48**	**2.69**													
VOCs (µg/L)																				
1,1,1-trichloroethane	5*	1	U		U	U	U													
1,1-dichloroethene	5*	1	U		U	U	U													
1,2-dichloroethane	0.6	1	U		U	U	U													
1,4-dichlorobenzene	3	0.5	U		U	U	U													
acetone	50	10	U		U	1.06 FB	U													
benzene	1	0.1	U		U	U	U													
carbon disulfide	1,000	0.5	U		U	U	U													
chloroform	7	0.3	U		U	U	U													
chloromethane	5*	1	U		U	U	U													
cis-1,2-dichloroethene	5*	1	U		U	U	U													
dichlorodifluoromethane	5*	1	U		U	U	U													
hexachlorobutadiene	0.5*	0.6	U		U	U	U													
methylene chloride	5*	1	U		U	U	U													
m,p-xylene	5*	2	U		U	U	U													
trichloroethene (TCE)	5*	1	U		U	U	U													
toluene	5*	1	U		U	U	U													
trans-1,2-dichloroethene	5*	1	U		U	U	U													
trichlorofluoromethane	5*	1	U		U	U	U													
vinyl chloride	2	1	U		U	U	U													
xylenes, Total	--	1.5	U		U	U	U													
Total VOCs (µg/L)			**0**		**0**	**1.06**	**0**													
Metals (µg/L) [Dissolved / Total][1]																				
aluminum	2,000	200	U	67 F	U	U	NA													
antimony	3	50	U	U	U	U	NA													
arsenic	25	30	U	U	U	U	NA													
barium	1,000	50	100	100	89	71	NA													
beryllium	3	4	U	U	U	U	NA													
boron	1,000	110	U	U	39	NA	NA													
cadmium	5	5	U	U	U	U	NA													
calcium	--	1,100	190,000	180,000	180,000	150,000	NA													
chromium	50	10	U	U	U	U	NA													
cobalt	--	60	U	U	U	U	NA													
copper	200	10	U	U	25	U	NA													
iron	300	200	31 F	93 F	66 F	31 F	NA													
lead	25	25	U	U	U	U	NA													
magnesium	35,000	1,000	18,000	17,000	18,000	15,000	NA													
manganese	300	10	**5,100**	**5,100**	**5,000**	**3,900**	NA													
mercury	0.7	1	U	U	U	U	NA													
molybdenum	--	15	U	U	U	U	NA													
nickel	100	20	4.0 F	4.2 F	2.9 F	2.9 F	NA													
potassium	--	1,000	3,600	3,500	3,700	3,600	NA													
selenium	10	30	U	U	U	U	NA													
silver	50	10	U	U	U	U	NA													
sodium	20,000	1,000	9,100	8,700	11,000	13,000	NA													
thallium	0.5	80	U	U	U	U	NA													
vanadium	--	10	U	U	U	U	NA													
zinc	2,000	20	U	U	19 F	5.5 F	NA													
Leachate Indicators (mg/L)																				
alkalinity, Total	--	10	350		390	330	360													
ammonia	2	0.2	1.5		1.3	1.0	0.78													
BOD5	--	2.4	U		U	U	2.2 F													
bromide	2	0.5	0.14 F		U	U	U													
COD	--	5	14		15	U	8.7 F													
chloride	250	1	23		19	21	19													
color	15	5	NA		U	NA	U													
cyanide, Total	200	0.02	NA		0.0084 F	U	U													
hardness, Total	--	1	530		520	440	370													
nitrate	10	1	0.043 F		0.052 F	U	U													
TKN	1	0.2	**1.4**		**1.5**	**1.2**	0.96 F													
sulfate	250	1	150		160	110	70													
TDS	500	10	**640**		**590**	500	480													
TOC	--	1	3.1		2.9	3.4 B	2.6													
phenolics, Total	--	0.005	U		U	U	U													

For notes, please refer to the end of the tables section.

Table 6-2
Groundwater and Surface Water Sampling Results (continued)

Location of Well	NYSDEC Class GA Groundwater Standards	Reporting Limit	LF6VMW-26																					
Date of Collection			7/6/2006		9/19/2006		12/13/2006		4/17/2007		6/25/2007		10/1/2007		12/12/2007		4/7/2008		6/18/2008		9/29/2008		12/11/2008		4/16/2009		7/1/2009	
Sample ID No.			LF6VM02650AA		LF6VM02650BB		LF6VM2650CA		LF6VM2650DA		LF6VM2650EA		LF6VM2650FA		LF6VM2650GA		LF6VM2650HA		LF6VM2650IA		LF6VM2650JA		LF6VM2650KA		LF6VM2650LA		LF6VM2650MA	
Depth to Water (ft)			5.35		5.72		4.65		3.85		4.87		5.63		4.91		4.13		4.91		5.39		4.85		4.50		4.92	
VOCs (µg/L)																												
1,1,1-trichloroethane	5*	1	UM		U		U		U		U		U		U		U		U		U		U		U		U	
1,1-dichloroethene	5*	1	UM		U		U		U		U		U		U		U		U		U		U		U		U	
1,2-dichloroethane	0.6	1	U		U		U		U		U		U		U		U		U		U		U		U		U	
1,4-dichlorobenzene	3	0.5	UM		U		U		U		U		U		U		U		U		U		U		U		U	
acetone	50	10	U		U		U		U		U		U		U		U		U		U		U		U		U	
benzene	1	0.1	UM		U		U		U		U		U		U		U		U		U		U		U		U	
carbon disulfide	1,000	0.5	U		U		U		U		U		U		U		U		U		U		U		UJ		0.600 F	
chloroform	7	0.3	UM		U		U		U		U		U		U		U		U		U		U		U		U	
chloromethane	5*	1	UM		U		U		U		U		U		U		U		U		U		U		U		U	
cis-1,2-dichloroethene	5*	1	**99 M**		**75.2**		**106**		**90.5 J**		**102**		**91.8**		**108♦**		**115**		**92.8**		**78.0**		**93.9**		**87.4**		**105**	
dichlorodifluoromethane	5*	1	UM		U		UJ		U		U		U		U		U		U		U		U		U		U	
hexachlorobutadiene	0.5*	0.6	UM		U		U		U		U		U		U		U		U		U		U		U		U	
methylene chloride	5*	1	UM		0.12 F		U		U		1.20 F		U		0.550 F♦		U		U		U		U		U		U	
m,p-xylene	5*	2	UM		U		U		U		U		U		U		U		U		U		U		U		U	
trichloroethene (TCE)	5*	1	UM		U		U		1.07		U		U		U		U		U		U		U		U		U	
toluene	5*	1	U		U		U		U		U		U		U		U		U		U		U		U		U	
trans-1,2-dichloroethene	5*	1	UM		U		U		U		U		U		U		U		U		U		U		0.800 F		U	
trichlorofluoromethane	5*	1	UM		U		U		U		U		U		U		U		U		U		U		U		U	
vinyl chloride	2	1	0.72 M		0.63		U		0.610 F		U		U		U		U		U		U		U		U		U	
xylenes, Total	--	1.5	UM		U		U		U		U		U		U		U		U		U		U		U		U	
Total VOCs (µg/L)			**99.72**		**75.95**		**106**		**92.18**		**103.20**		**91.8**		**108.55**		**115**		**92.8**		**78.0**		**93.90**		**88.20**		**105.60**	
Metals (µg/L) [Dissolved / Total][1]																												
aluminum	2,000	200	42.4 F	**3,210**	U	153 F	U	U	49 F	U	U	U	U	71 F	U	45 F	U	U	U	55 F	44 F	48 F	83 F	U	U	390	U	U
antimony	3	50	U	U	U	U	U	U	U	U	U	U	U	U	U	U	U	U	U	2.0 F♦	U	U	U	U	U	U	U	U
arsenic	25	30	U	U	U	U	U	U	U	U	U	U	U	U	U	U	U	U	U	U	U	U	U	U	U	U	U	U
barium	1,000	50	131	182	153	150	140	140	140	140	150	150	150	150	150	140	180	190	190	200♦	170	160	170	170	150	150	160	160
beryllium	3	4	U	0.3 F	U	U	U	U	U	U	U	U	U	U	U	U	U	U	U	U	U	U	U	U	U	U	U	U
boron	1,000	110	74.5	75.8	NA	NA	NA	NA	NA	NA	65	64	NA	NA	NA	NA	67	71♦	71♦	74♦	NA	NA	NA	NA	NA	NA	U	U
cadmium	5	5	U	U	U	U	U	U	U	U	U	U	U	U	U	U	U	U	U	U	U	U	U	U	U	U	U	U
calcium	--	1,100	64,500	74,600	66,700	65,800	66,000	66,000	65,000	65,000	68,000	68,000♦	68,000	69,000	69,000	66,000♦	87,000	91,000♦	89,000♦	90,000♦	77,000	74,000	76,000	76,000	66,000	68,000	72,000	70,000
chromium	50	10	U	10.3	1.7 F	4.87 F	4.4 F	4.8 F	5.4 F	2.7 F	3.6 F	5.0 F♦	4.3 F	5.1 F	6.0 F♦	7.0 F	5.2 F	6.2 F♦	4.9 F♦	5.7 F	5.6 F	6.1 F	6.1 F	5.6 F	3.4 F	5.6 F	3.4 F	U
cobalt	--	60	U	1.4 F	U	U	U	U	U	U	U	U	U	U	U	U	U	U	U	U	U	U	U	U	U	U	U	U
copper	200	10	U	4 F	U	U	U	2.0 F	U	U	U	U	U	U	U	U	U	4.1 F♦	U	2.6 F	U	U	U	U	U	4.2 F	U	U
iron	300	200	U	**3,260**	276	**504**	280	**320**	**320**	**310**	**330**	**300**	280	**3,900**	290	**320**	**400**	**470♦**	**420♦**	**590**	270	240	**330**	**330**	210	**820**	270	250
lead	25	25	U	U	U	U	U	U	U	U	U	U	U	U	U	U	U	U	U	U	U	U	U	U	U	U	U	U
magnesium	35,000	1,000	**36,700**	**40,200**	**39,600**	**39,500**	**39,000**	**39,000**	**37,000**	**38,000**	**38,000**	**40,000♦**	**39,000**	**40,000**	**40,000**	**39,000♦**	**51,000**	**53,000♦**	**52,000♦**	**53,000♦**	**44,000**	**43,000**	**44,000**	**45,000**	**39,000**	**40,000**	**41,000**	**41,000**
manganese	300	10	107	182	104	102	100	100	110	110	110	110	110	100	110	100♦	140	150	150	150	120	99	130	130	110	120	130	120
mercury	0.7	1	NA	NA	NA	NA	NA	NA	NA	NA	NA	NA	NA	NA	NA	NA	NA	NA	NA	NA	NA	NA	NA	NA	U	U	U	U
molybdenum	--	15	0.9 F	U	U	U	U	U	U	U	U	U	U	U	U	U	U	U	U	U	U	U	U	U	U	U	U	U
nickel	100	20	2.1 F	11.3 F	U	1.84 F	U	U	U	U	U	U	U	1.8 F	U	2.1 F	U	U	U	1.6 F	2.4 F	3.3 F	U	U	U	3.0 F	U	U
potassium	--	1,000	1,360	2,620	1,350	1,430	1,400	1,400	1,500	1,400	1,500	1,600♦	1,500	1,500	1,600	1600♦	1,700	1800♦	1,700♦	1,700♦	1,600	1,600	1,600	1,700	1,400	1,600	1,500	1,400
selenium	10	30	U	U	U	U	U	U	U	U	U	U	U	U	U	U	U	U	U	2.9 F	U	U	U	U	U	U	U	U
silver	50	10	U	U	U	U	U	U	U	U	U	U	U	U	U	U	U	U	U	U	U	U	U	U	U	U	U	U
sodium	20,000	1,000	17,500	20,000	**20,200**	19,800	20,000	20,000	20,000	19,000	20,000	20,000	**22,000**	**22,000**	**23,000**	**23,000♦**	**25,000**	**26,000**	**27,000♦**	**27,000♦**	**29,000**	**28,000**	**35,000**	**35,000**	**29,000**	**29,000**	**30,000**	**28,000**
thallium	0.5	80	U	U	U	U	U	U	U	U	U	U	U	U	U	U	U	U	U	U	U	U	U	U	U	U	U	U
vanadium	--	10	U	5.7 F	U	U	U	U	U	U	U	U	U	U	U	U	U	U	U	U	U	U	U	U	U	U	U	U
zinc	2,000	20	4.2 F	7.4 F	11.8 F	35.8 B	10 F	4.4 F	U	U	U	U	25 B	50 B	31 B	26 B	13 F♦	13 F♦	15 F	11 F	11 F	12 F	74 B	63 B	U	U	U	U
Leachate Indicators (mg/L)																												
alkalinity, Total	--	10	306		260		240		240		240		240		230		240		250		250		230		220		220	
ammonia	2	0.2	U		U		U		U		0.028 F		0.012 F		U		0.043 F♦		0.21♦		U		U		0.030 F		0.088	
BOD5	--	2.4	U		U		2.1		U		U		U		U		U		U		U		U		U		U	
bromide	2	0.5	0.26 F		0.07 F		U		0.080 F		0.055 F		0.059 F		0.090 F♦		0.19		0.22		0.12 F		UJ		0.076 F		0.063 F	
COD	--	5	UM		U		9.4 F		17 BJ		17 B♦		U		11 B♦		8.5 F		13♦		3.7 F		3.7 F		6.0 F		6.7 F	
chloride	250	1	50		45		51		48		52		61		62		130		120		88		200		93		85	
color	15	5	**70**		NA		NA		NA		U		NA		NA		U		10		NA		NA		U		NA	
cyanide, Total	200	0.02	UM		NA		NA		NA		U		NA		NA		0.0072 F		U		NA		NA		NA		NA	
hardness, Total	--	1	370 M		330		320		320		330		320		350♦		420		420		360		360		340		350	
nitrate	10	1	U		U		U		U		U		U		U		U		U		0.031 F		U		U		U	
TKN	1	0.2	UM		U		U		U		U		U		U		U		0.21 J		U		U		U		0.11 F	
sulfate	250	1	41		42		42		45		53		54		55		53		48		49		46		58		54	
TDS	500	10	419		350		380		390		420♦		450		460		**520**		**580♦**		**530**		460		440		**520**	
TOC	--	1	0.84 F		0.61 F		0.74 F		0.84 F		1.1		1.1		1.1 ♦		1.4		0.60 F		0.70 F		U		U		0.41 F	
phenolics, Total	--	0.005	U		U		U		U		U		U		U		U		0.0092 F		U		U		NA		NA	

For notes, please refer to the end of the tables section.

Table 6-2
Groundwater and Surface Water Sampling Results (continued)

Location of Well	NYSDEC Class GA Groundwater Standards	Reporting Limit	LF6VMW-26																	
Date of Collection			9/16/2009	3/24/2010	9/16/2010	6/8/2011														
Sample ID No.			LF6VM2650NA	LF6VM2650OA	LF6VM2650PA	LF6VM2650PA														
Depth to Water (ft)			5.57	5.00	6.22	4.47														
VOCs (µg/L)																				
1,1,1-trichloroethane	5*	1	U	U	U	U														
1,1-dichloroethene	5*	1	U	U	U	U														
1,2-dichloroethane	0.6	1	U	U	U	U														
1,4-dichlorobenzene	3	0.5	U	U	U	U														
acetone	50	10	U	U	5.35	U														
benzene	1	0.1	U	U	U	U														
carbon disulfide	1,000	0.5	U	U	U	U														
chloroform	7	0.3	U	U	U	U														
chloromethane	5*	1	U	U	U	U														
cis-1,2-dichloroethene	5*	1	**100**	**80. 4♦**	**82**	**100 F**														
dichlorodifluoromethane	5*	1	U	U	U	U														
hexachlorobutadiene	0.5*	0.6	U	U	U	U														
methylene chloride	5*	1	U	U	U	U														
m,p-xylene	5*	2	U	U	U	U														
trichloroethene (TCE)	5*	1	U	U	U	U														
toluene	5*	1	U	U	U	U														
trans-1,2-dichloroethene	5*	1	0.550 F	U	U	0.35 F														
trichlorofluoromethane	5*	1	U	U	U	U														
vinyl chloride	2	1	U	U	U	U														
xylenes, Total	--	1.5	U	U	U	U														
Total VOCs (µg/L)			**100.55**	**80.4**	**87.35**	**100.35**														
Metals (µg/L) [Dissolved / Total][1]																				
aluminum	2,000	200	U	U	U	U	NA													
antimony	3	50	U	U	U	U	NA													
arsenic	25	30	U	U	U	U	NA													
barium	1,000	50	160	160	160	170	NA													
beryllium	3	4	U	U	U	U	NA													
boron	1,000	110	U	U	68	NA	NA													
cadmium	5	5	U	U	U	U	NA													
calcium	--	1,100	71,000	72,000	72,000	75,000	NA													
chromium	50	10	U	U	U	U	NA													
cobalt	--	60	U	U	U	U	NA													
copper	200	10	U	U	U	U	NA													
iron	300	200	170	170	180	120 F	NA													
lead	25	25	U	U	U	U	NA													
magnesium	35,000	1,000	**42,000**	**43,000**	**46,000**	**51,000**	NA													
manganese	300	10	120	110	120	130	NA													
mercury	0.7	1	U	U	U	U	NA													
molybdenum	--	15	U	U	U	U	NA													
nickel	100	20	U	U	U	2.4 F	NA													
potassium	--	1,000	1,400	1,500	1,600	1,700	NA													
selenium	10	30	U	U	U	U	NA													
silver	50	10	U	U	U	U	NA													
sodium	20,000	1,000	**27,000**	**26,000**	**28,000**	**28,000**	NA													
thallium	0.5	80	U	U	U	U	NA													
vanadium	--	10	U	U	U	U	NA													
zinc	2,000	20	6.2 F	U	7.7 F♦	9.1 F	NA													
Leachate Indicators (mg/L)																				
alkalinity, Total	--	10	210	200	220	230														
ammonia	2	0.2	U	U	U	0.098														
BOD5	--	2.4	U	U	24 J	2.5														
bromide	2	0.5	0.083 F	U	U	0.11														
COD	--	5	6.7 F	U	23	U														
chloride	250	1	100	140 ♦	140	150 ♦														
color	15	5	NA	U	NA	U														
cyanide, Total	200	0.02	NA	NA	U	U														
hardness, Total	--	1	360	370	400	410 ♦														
nitrate	10	1	0.044 F	0.060 F	U	U														
TKN	1	0.2	U	0.28 B ♦	U	0.31														
sulfate	250	1	53	49	51	50														
TDS	500	10	430	490♦	440	490														
TOC	--	1	0.60 F	0.66 F	1.0	0.81 ♦														
phenolics, Total	--	0.005	U	U	U	U														

For notes, please refer to the end of the tables section.

Table 6-2
Groundwater and Surface Water Sampling Results (continued)

Location of Well	NYSDEC Class GA Groundwater Standards	Reporting Limit	TMCMW-9																					
Date of Collection			6/29/2006		9/19/2006		12/12/2006		4/17/2007		6/25/2007		10/1/2007		12/11/2007		4/3/2008		6/17/2008		10/2/2008		12/10/2008		4/16/2009		6/30/2009	
Sample ID No.			TMC0919AA		TMC0919BB		TMCM0919CA		TMCM0919DA		TMCM0919EA		TMCM0919FA		TMCM0919GA		TMCM0919HA		TMCM0919IA		TMCM0919JA		TMCM0919KA		TMCM0919LA		TMCM0919MA	
Depth to Water (ft)			2.62		3.20		2.82		1.23		2.36		3.02		2.62		1.50		3.32		3.15		2.29		2.06		2.48	
VOCs (µg/L)																												
1,1,1-trichloroethane	5*	1	U		U		U		U		U		U		U		U		U		U		U		U		U	
1,1-dichloroethene	5*	1	U		U		U		U		U		U		U		U		U		U		U		U		U	
1,2-dichloroethane	0.6	1	U		U		U		U		U		U		U		U		U		U		U		U		U	
1,4-dichlorobenzene	3	0.5	U		U		U		U		U		U		U		U		U		U		U		U		U	
acetone	50	10	U		U		U		U		U		U		1.20 F		U		U		U		U		U		U	
benzene	1	0.1	U		U		U		U		U		U		U		U		U		U		U		U		U	
carbon disulfide	1,000	0.5	U		U		U		U		U		U		U		U		U		U		U		UJ		U	
chloroform	7	0.3	U		U		U		U		U		U		U		U		U		U		U		U		U	
chloromethane	5*	1	U		U		U		U		U		U		U		U		U		U		0.480 F		U		U	
cis-1,2-dichloroethene	5*	1	U		0.12 F		U		U		U		U		U		U		U		U		U		U		U	
dichlorodifluoromethane	5*	1	U		U		UJ		U		U		U		U		U		U		U		U		U		U	
hexachlorobutadiene	0.5*	0.6	U		U		U		U		U		U		U		U		U		U		U		U		U	
methylene chloride	5*	1	U		U		0.120 F		U		U		U		0.190 F		U		U		U		U		U		U	
m,p-xylene	5*	2	U		U		U		U		U		U		U		U		U		U		U		U		U	
trichloroethene (TCE)	5*	1	U		U		U		U		U		U		U		U		U		U		U		U		U	
toluene	5*	1	U		U		U		U		U		U		U		U		U		U		U		U		U	
trans-1,2-dichloroethene	5*	1	U		U		U		U		U		U		U		U		U		U		U		U		U	
trichlorofluoromethane	5*	1	U		U		U		U		U		U		U		U		U		U		U		U		U	
vinyl chloride	2	1	U		U		U		U		U		U		U		U		U		U		U		U		U	
xylenes, Total	--	1.5	U		U		U		U		U		U		U		U		U		U		U		U		U	
Total VOCs (µg/L)			**0**		**0.12**		**0.12**		**0**		**0**		**0**		**1.390**		**0**		**0**		**0**		**0.480**		**0**		**0**	
Metals (µg/L) [Dissolved / Total][1]																												
aluminum	2,000	200	38.8 F	36.6 F	U	U	U	U	44 F	U	U	46 F	U	U	U	U	U	U	U	U	U	U	U	U	U	U	U	U
antimony	3	50	U	U	U	U	U	U	U	U	U	U	U	1.8 F	U	U	U	U	U	U	U	U	U	U	U	U	U	U
arsenic	25	30	U	U	U	U	U	U	U	U	U	U	U	U	U	U	U	U	U	U	U	U	U	U	U	U	U	U
barium	1,000	50	21.8 F	20.8 F	28.8 F	28.6 F	19 F	15 F	16 F	16 F	22 F	20 F	22 F	20 F	20 F	16 F	18 F	18 F	22 F	19 F	20 F	20 F	15 F	15 F	15 F	12 F	20 F	19 F
beryllium	3	4	U	U	U	U	U	U	U	U	U	U	U	U	U	U	U	U	U	U	U	U	U	U	U	U	U	U
boron	1,000	110	187	183	NA	NA	NA	NA	NA	NA	190	190	NA	NA	NA	NA	180	180	200	180	NA	NA	NA	NA	NA	NA	U	U
cadmium	5	5	U	U	U	U	U	U	U	U	U	U	U	U	U	U	U	U	U	U	U	U	U	U	U	U	U	U
calcium	--	1,100	173,000	174,000	180,000	176,000	170,000	160,000	170,000	170,000	180,000	180,000	170,000	180,000	170,000	170,000	170,000	170,000	190,000	170,000	160,000	170,000	160,000	160,000	150,000	140,000	170,000	160,000
chromium	50	10	U	U	2.68 F	3.04 F	5.1 F	4.3 F	4.8 F	2.7 F	3.5 F	7.7 F	4.2 F	12.0	6.0 F	2.8 F	1.8 F	2.3 F	4.9 F	4.0 F	3.7 F	6.2 F	4.4 F	6.0 F	3.3 F	17	U	3.5 F
cobalt	--	60	U	U	U	U	U	U	U	U	U	U	U	U	U	U	U	U	U	U	U	U	U	U	U	U	U	U
copper	200	10	U	U	U	U	2.8 F	2.3 F	U	U	U	U	U	U	U	U	U	U	U	U	U	U	U	U	U	U	U	U
iron	300	200	U	85.2 F	**654 J**	**329 J**	32 F	14 F	16 F	27 F	21 F	18 F	300	200 J	11 F	12 F	15 F	17 F	46 F	26 F	150 F	180	U	14 F	U	U	25 F	22 F
lead	25	25	U	U	U	U	U	U	U	U	U	U	U	U	U	U	U	U	U	U	U	U	U	U	U	U	U	U
magnesium	35,000	1,000	**35,300**	**36,500**	**37,000**	**36,000**	**36,000**	**36,000**	**36,000**	**36,000**	35,000	**36,000**	35,000	**36,000**	34,000	**36,000**	35,000	35,000	**37,000**	34,000	32,000	34,000	34,000	34,000	31,000	32,000	32,000	31,000
manganese	300	10	**1,690**	**1,730**	**2,420**	**2,440**	**810 J**	13 J	**500**	**480**	**1,800**	**1,500**	**2,100**	**1,600 J**	**910 J**	6.3 F	**380**	**320**	**2,000**	**1,900**	**2,000**	**2,000**	6.3 F	9.7 F	49	3.8 F	**2,400**	**2,200**
mercury	0.7	1	NA	NA	NA	NA	NA	NA	NA	NA	NA	NA	NA	NA	NA	NA	NA	NA	NA	NA	NA	NA	NA	NA	U	U	U	U
molybdenum	--	15	U	U	U	U	U	U	U	U	U	U	U	U	U	U	U	U	U	U	U	U	U	U	U	U	U	U
nickel	100	20	2.4 F	3.2 F	2.8 F	3.33 F	3.0 F	1.7 F	2.0 F	1.7 F	2.9 F	2.1 F	3.8 F	2.9 F	2.0 F	U	U	1.3 F	3.0 F	2.3 F	2.8 F	2.9 F	U	U	U	U	2.8 F	2.6 F
potassium	--	1,000	10,100	10,100	10,200	9,810	10,000	10,000	9,800	10,000	9,700	10,000	9,600	10,000	10,000	11,000	10,000	10,000	10,000	9,200	9,200	9,500	9,500	9,700	9,100	9,100	9,100	8,900
selenium	10	30	U	U	U	U	U	U	U	U	U	U	U	U	U	U	U	U	U	U	U	U	U	U	U	U	U	U
silver	50	10	U	2.7 F	U	U	U	U	U	U	U	U	U	U	U	U	U	U	U	U	U	U	U	U	U	U	U	U
sodium	20,000	1,000	**67,900**	**67,800**	**67,900**	**65,800**	**63,000**	**64,000**	**65,000**	**66,000**	**64,000**	**66,000**	**65,000**	**67,000**	**67,000**	**70,000**	**68,000**	**69,000**	**69,000**	**63,000**	**63,000**	**64,000**	**65,000**	**66,000**	**62,000**	**63,000**	**60,000**	**58,000**
thallium	0.5	80	U	U	U	U	U	U	U	U	U	U	U	U	U	U	U	U	U	U	U	U	U	U	U	U	U	U
vanadium	--	10	U	U	U	0.67 F	U	U	U	U	U	U	U	U	U	U	U	U	U	U	U	U	U	U	U	U	U	U
zinc	2,000	20	4.4 F	7.6 F	24.6 B	21.3 F	8.9 F	9.4 F	7.9 F	7.9 F	10 F	19 F	56 B	41 B	47 B	38 B	13 F	11 F	11 F	12 F	15 F	14 F	61 B	66 B	U	U	U	4.4 F
Leachate Indicators (mg/L)																												
alkalinity, Total	--	10	596		500		480		500		500		500		480		500		520		500		480		440		490	
ammonia	2	0.2	0.8		1.5		U		0.42		1.3		1.3		0.028 F		0.28		1.4		1.3		U		0.041 F		1.3	
BOD5	--	2.4	U		U		U		U		U		U		U		U		U		U		U		U		U	
bromide	2	0.5	U		U		U		0.11 F		U		0.077 F		0.098 F		0.051 F		0.1		0.11 F		UJ		U		0.083 F	
COD	--	5	20.2 B		5 F		11		17 B		33		13		17 B		8.5 F		8.5 F		15		15 B		15		11	
chloride	250	1	86.4		89		90		88		93		87		87		87		82		80		79		78		70	
color	15	5	10		NA		NA		NA		U		NA		NA		U		U		NA		NA		U		NA	
cyanide, Total	200	0.02	U		NA		NA		NA		0.0089 F		NA		NA		0.0061 F		NA		NA		NA		NA		NA	
hardness, Total	--	1	546		610		530		560		570		570		530		540		640		560		470		470		540	
nitrate	10	1	0.05 F		0.065 F		1.4		1.2		0.17 F		0.13 F		1.5		1.1		U		0.088 F		1.4		1.7		0.12 F	
TKN	1	0.2	**1.4**		**1.5**		0.13 F		0.41		**1.4**		**1.3**		0.12 F		0.4		**1.2**		**1.3**		0.069 F		0.11 F		**1.5**	
sulfate	250	1	87.4		93		92		85		90		85		84		87		82		77		74		74		66	
TDS	500	10	**772**		**810**		**750**		**810**		**730**		**830**		**730**		**740**		**810**		**730**		**700**		**710**		**830**	
TOC	--	1	3.5		3.3		3.4		3.3		4.0		3.4		3.2		3.3		3.2		3.3		3.7 B		2.9		3.5	
phenolics, Total	--	0.005	U		U		U		U		U		U		U		U		U		U		U		NA		NA	

For notes, please refer to the end of the tables section.

Table 6-2
Groundwater and Surface Water Sampling Results (continued)

Location of Well	NYSDEC Class GA Groundwater Standards	Reporting Limit	TMCMW-9																	
Date of Collection			**9/16/2009**		**3/23/2010**	**9/15/2010**	**6/8/2011**													
Sample ID No.			**TMCM0919NA**		**TMCM0919OA**	**TMCM0919PA**	**TMCM0919PA**													
Depth to Water (ft)			**3.26**		**2.45**	**3.88**	**2.18**													
VOCs (µg/L)																				
1,1,1-trichloroethane	5*	1	U		U	U	U													
1,1-dichloroethene	5*	1	U		U	U	U													
1,2-dichloroethane	0.6	1	U		U	U	U													
1,4-dichlorobenzene	3	0.5	U		U	U	U													
acetone	50	10	U		U	1.53 FB	U													
benzene	1	0.1	U		U	U	U													
carbon disulfide	1,000	0.5	U		U	U	U													
chloroform	7	0.3	U		U	U	U													
chloromethane	5*	1	U		U	U	U													
cis-1,2-dichloroethene	5*	1	0.110 F		U	0.120 F	U													
dichlorodifluoromethane	5*	1	U		U	U	U													
hexachlorobutadiene	0.5*	0.6	U		U	U	U													
methylene chloride	5*	1	U		U	U	U													
m,p-xylene	5*	2	U		U	U	U													
trichloroethene (TCE)	5*	1	U		U	U	U													
toluene	5*	1	U		U	U	U													
trans-1,2-dichloroethene	5*	1	U		U	U	U													
trichlorofluoromethane	5*	1	U		U	U	U													
vinyl chloride	2	1	U		U	U	U													
xylenes, Total	--	1.5	U		U	U	U													
Total VOCs (µg/L)			**0.11**		**0**	**1.65**	**0**													
Metals (µg/L) [Dissolved / Total][1]																				
aluminum	2,000	200	U	U	U	U	NA													
antimony	3	50	U	U	U	U	NA													
arsenic	25	30	U	U	U	U	NA													
barium	1,000	50	23 F	23 F	15 F	22 F	NA													
berylium	3	4	U	U	U	U	NA													
boron	1,000	110	U	U	170	NA	NA													
cadmium	5	5	U	U	U	U	NA													
calcium	--	1,100	160,000	160,000	150,000	150,000	NA													
chromium	50	10	U	U	4.4 F	U	NA													
cobalt	--	60	U	U	U	U	NA													
copper	200	10	U	U	U	U	NA													
iron	300	200	**2,000**	**2,000**	11 F	U	NA													
lead	25	25	U	U	U	U	NA													
magnesium	35,000	1,000	30,000	32,000	31,000	30,000	NA													
manganese	300	10	**2,300**	**2,300**	95	**2,100**	NA													
mercury	0.7	1	U	U	U	U	NA													
molybdenum	--	15	U	U	U	U	NA													
nickel	100	20	2.6 F	2.9 F	U	27 F	NA													
potassium	--	1,000	8,800	9,200	9,400	9,700	NA													
selenium	10	30	U	U	U	U	NA													
silver	50	10	U	U	U	U	NA													
sodium	20,000	1,000	**57,000**	**59,000**	**55,000**	**55,000**	NA													
thallium	0.5	80	U	U	U	U	NA													
vanadium	--	10	U	U	U	U	NA													
zinc	2,000	20	U	U	4.1 F	10 F	NA													
Leachate Indicators (mg/L)																				
alkalinity, Total	--	10	480		460	500	470													
ammonia	2	0.2	1.3		U	1.4	0.75													
BOD5	--	2.4	U		U	U	U													
bromide	2	0.5	0.097 F		0.1 F	U	U													
COD	--	5	16		12	12	7.3 F													
chloride	250	1	72		70	70	69													
color	15	5	NA		U	NA	U													
cyanide, Total	200	0.02	NA		0.012 F	U	U													
hardness, Total	--	1	580		490	510	460													
nitrate	10	1	0.21		1.1	U	0.45 F													
TKN	1	0.2	**1.3**		U	**1.5**	0.86 F													
sulfate	250	1	66		63	59	60													
TDS	500	10	**710**		**630**	**620**	**650**													
TOC	--	1	3.3		2.9	3.8	3.4													
phenolics, Total	--	0.005	U		U	U	U													

For notes, please refer to the end of the tables section.

Table 6-2
Groundwater and Surface Water Sampling Results (continued)

Location of Well	NYSDEC Class GA Groundwater Standards	Reporting Limit	TMC-USGS-2																							
Date of Collection			7/6/2006		9/19/2006		12/13/2006		4/18/2007		6/21/2007		10/1/2007		12/11/2007		4/8/2008		6/18/2008		10/2/2008		12/11/2008		4/14/2009		7/1/2009	
Sample ID No.			TMCUM0277AA		TMCUM0277BB		TMCUM0227CA		TMCUM0227DA		TMCUM0227EA		TMCUM0277FA		TMCUM0277GA		TMCUM0277HA		TMCUM0227IA		TMCUM0227JA		TMCUM0227KA		TMCUM0227LA		TMCUM0227MA	
Depth to Water (ft)			4.38		4.81		3.62		2.66		3.91		5.03		4.25		3.20		6.80		4.68		4.00		3.85		4.17	
VOCs (µg/L)																												
1,1,1-trichloroethane	5*	1	U		U		U		UJ		U		U		U		U		U		U		U		U		U	
1,1-dichloroethene	5*	1	U		U		U		UJ		U		U		U		U		U		U		U		U		U	
1,2-dichloroethane	0.6	1	U		U		U		UJ		U		U		U		U		U		U		U		U		U	
1,4-dichlorobenzene	3	0.5	U		0.25 F		U		UJ		0.110 F		0.100 F		U		U		U		U		U		U		U	
acetone	50	10	1 F		U		U		UJ		U		U		U		U		U		U		U		U		U	
benzene	1	0.1	U		U		U		UJ		U		U		U		U		U		U		U		U		U	
carbon disulfide	1,000	0.5	0.11 F		U		U		UJ		U		U		U		U		U		U		U		UJ		0.140 F	
chloroform	7	0.3	U		U		U		UJ		U		U		U		U		U		U		U		U		U	
chloromethane	5*	1	U		U		U		UJ		U		U		U		U		U		U		U		U		U	
cis-1,2-dichloroethene	5*	1	U		U		U		UJ		U		U		U		U		U		U		0.360 F		U		U	
dichlorodifluoromethane	5*	1	U		U		UJ		UJ		U		U		U		U		U		U		U		U		U	
hexachlorobutadiene	0.5*	0.6	0.16 F		U		U		UJ		U		U		U		U		U		U		U		U		U	
methylene chloride	5*	1	U		0.43 F		0.170 F		UJ		0.120 F		U		0.150 F		U		U		U		U		U		U	
m,p-xylene	5*	2	U		U		U		UJ		U		U		U		U		U		U		U		U		U	
trichloroethene (TCE)	5*	1	U		U		U		UJ		U		U		U		U		U		U		U		U		U	
toluene	5*	1	U		U		U		U		U		U		U		U		U		U		U		U		U	
trans-1,2-dichloroethene	5*	1	U		U		U		UJ		U		U		U		U		U		U		U		U		U	
trichlorofluoromethane	5*	1	U		U		U		UJ		U		U		U		U		U		U		U		U		U	
vinyl chloride	2	1	U		U		U		UJ		U		U		U		U		U		U		U		U		U	
xylenes, Total	--	1.5	U		U		U		UJ		U		U		U		U		U		U		U		U		U	
Total VOCs (µg/L)			**1.27**		**0.68**		**0.17**		**0**		**0.23**		**0.1**		**0.150**		**0**		**0**		**0**		**0.36**		**0**		**0.140**	
Metals (µg/L) [Dissolved / Total][1]																												
aluminum	2,000	200	45.4 F	**3,470**	51.4 F	**5,820**	U	**17,000**	42 F	**16,000**	U	**4,500**	U	**7,900**	U	**4,900**	U	**4,300**	**2,200**	**4,600**	880	**4,100**	U	**9,400**	U	**19,000**	U	**5,100**
antimony	3	50	U	U	U	U	U	U	U	U	U	U	U	U	U	U	U	U	1.7 F	U	U	U	U	U	U	U	U	U
arsenic	25	30	U	U	U	U	U	6.5 F	U	4.8 F	U	U	U	U	U	U	U	U	U	U	U	U	U	U	U	6.3 F	U	U	U
barium	1,000	50	166	233	215	280	210	420	220	410	190	250	200	280	190	250	200	250	220	260	210	240	220	310	220	440	230	270
beryllium	3	4	U	0.3 F	U	U	U	0.96 F	U	0.91 F	U	U	U	0.30 F	U	U	U	0.17 F	U	0.20 F	U	0.23 F	U	0.29 F	U	0.81 F	U	U
boron	1,000	110	20.7	17.2	NA	NA	NA	NA	NA	NA	9.9 F	17	NA	NA	NA	NA	15.0	1.9	15.0	18.0	NA	NA	NA	NA	NA	NA	U	U
cadmium	5	5	U	0.9 F	U	0.44 F	0.62 F	1.9 F	U	1.0 F	U	U	U	U	1.7 F	**11.0**	U	4.1 F	1.5 F	4.9 F	0.56 F	2.7 F	U	5.4	1.3 F	**7.0**	U	2.5 F
calcium	--	1,100	32,700	40,300	38,200	43,700	36,000	67,000	37,000	67,000	35,000	44,000	38,000	47,000	36,000	41,000	39,000	43,000	42,000	45,000	39,000	42,000	38,000	48,000	39,000	70,000	39,000	42,000
chromium	50	10	0.5 F	2.9 F	1.5 F	7.41 F	2.8 F	23	2.9 F	25	U	8.4 F	2.5 F	11	3.8 F	5.5 F	2.8 F	8.2 F	4.2 F	8.0 F	4.1 F	9.1 F	3.8 F	14	U	24	U	6.4 F
cobalt	--	60	U	1.5 F	U	U	U	9.2 F	U	11 F	U	U	U	U	U	U	U	U	U	U	U	U	U	U	U	9.4 F	U	U
copper	200	10	U	U	U	10.3	3.1 F	36	U	32	U	7.3 F	U	12	U	8.5 F	U	6.7 F	3.0 F	8.6 F	U	6.2 F	U	16	U	39	U	7.1 F
iron	300	200	U	**3,240**	6.13 F	**8,650**	18 F	**29,000**	28 F	**27,000**	32 F	**6,300**	28	**11,000**	41 F	**6,000**	19 F	**5,500**	**2,800**	**6,400**	**1,100**	**5,600**	50 F	**13,000**	U	**31,000**	55 F	**5,300**
lead	25	25	U	U	U	U	U	8.2 F	U	7.9 F	U	U	U	U	U	U	U	U	U	U	U	U	U	U	U	9.2 F	U	U
magnesium	35,000	1,000	15,600	18,200	17,800	21,100	18,000	29,000	17,000	29,000	17,000	21,000	18,000	22,000	17,000	20,000	19,000	21,000	20,000	22,000	19,000	21,000	19,000	23,000	19,000 F	32,000	19,000	21,000
manganese	300	10	37.8	107	U	208	17	**770**	20	**720**	19	190	13.0	260	20	150	14	140	89	190	41	150	44	**320**	7.1 F	**840**	31	130
mercury	0.7	1	NA	NA	NA	NA	NA	NA	NA	NA	NA	NA	NA	NA	NA	NA	NA	NA	NA	NA	NA	NA	NA	NA	U	U	U	U
molybdenum	--	15	15 F	U	U	U	U	U	U	U	U	U	U	U	U	U	U	U	U	U	U	U	U	U	U	U	U	U
nickel	100	20	U	3.5 F	1.22 F	8.46 F	2.1 F	24	U	U	U	5.2 F	1.5 F	11 F	U	6.0 F	U	5.8 F	2.3 F	5.3 F	1.9 F	6.0 F	U	11 F	U	28	U	5.4 F
potassium	--	1,000	667 F	1,910	741 F	2,430	780 F	5,400	750 F	5,600	630 F	2,200	730 F	3,200	820 F	2,400	740 F	2,200	1,300	2,100	1,000	2,100	750 F	3,800	710 F	5,400	670 F	2,400
selenium	10	30	U	U	U	U	U	2.9 F	U	U	U	U	U	U	U	U	U	U	U	U	U	U	U	U	U	U	U	U
silver	50	10	U	U	U	U	1.1 F	U	U	U	U	U	U	U	U	U	U	U	U	U	U	U	U	U	U	U	U	U
sodium	20,000	1,000	13,600	16,000	16,200	16,700	16,000	17,000	16,000	17,000	16,000	17,000	16,000	17,000	15,000	16,000	16,000	17,000	16,000	17,000	16,000	15,000	15,000	16,000	16,000	16,000	16,000	16,000
thallium	0.5	80	U	U	U	U	U	U	U	U	U	U	U	U	U	U	U	U	U	U	U	U	U	U	U	U	U	U
vanadium	--	10	U	5.8 F	U	9.71 F	0.97 F	28	U	27	U	7.0 F	U	13	U	8.1 F	U	6.9 F	3.8 F	7.9 F	1.6 F	6.8 F	U	16	U	32	U	8.6 F
zinc	2,000	20	4.2 F	11.4 F	17.6 F	56.6 B	8.5 F	84	8.4 F	72	U	24	18 F	56 B	31 B	76 B	11 F	27 B	20	34	17 F	27 B	63 B	91 B	U	87	U	18 F
Leachate Indicators (mg/L)																												
alkalinity, Total	--	10	156		130		190		240		150		170		170		150		190		160		150		180		130	
ammonia	2	0.2	0.066 B		0.077 B		0.12		0.10		0.09		0.048 F		0.1		0.026 F		0.22		0.052 B		0.053		0.086 B		0.073	
BOD5	--	2.4	U		U		U		U		U		U		U		U		U		U		U		U		U	
bromide	2	0.5	U		0.034 F		U		0.038 F		0.032 F		0.034 F		0.046 F		0.045 F		0.042 F		0.038 F		UJ		0.040 F		0.028 F	
COD	--	5	16.1 B		U		U		26 B		15 B		39		26 B		26 B		15		19		31		6.0 F		23	
chloride	250	1	21.9		22		21		21		23		21		21		21		21		22		19		23		23	
color	15	5	**100**		NA		NA		NA		U		NA		NA		U		U		NA		NA		U		NA	
cyanide, Total	200	0.02	U		NA		NA		NA		U		NA		NA		U		U		NA		NA		NA		NA	
hardness, Total	--	1	260		200		250		260		200		200		200		180		210		200		210		300		190	
nitrate	10	1	U		0.09 F		0.11		0.016 F		0.033 F		0.045 F		0.047 F		0.048 F		0.050 F		0.045 F		0.085		2.5 I		0.052 F	
TKN	1	0.2	0.1 F		0.077 F		0.40		0.34		0.13 F		0.11 F		0.095 F		0.098 F		**2.50**		0.15 F		0.19 F		0.46		0.18 F	
sulfate	250	1	32.8		35		33		34		34		33		31		33		32		32		29		33		31	
TDS	500	10	243		210		250		250		290		260		220		180		250		240		200		190		270	
TOC	--	1	0.54 F		0.76 F		0.73 F		U		U		0.51 F		0.66 F		U		U		0.55 F		U		U		0.50 F	
phenolics, Total	--	0.005	U		U		U		U		U		U		U		U		U		U		U		NA		NA	

For notes, please refer to the end of the tables section.

Table 6-2
Groundwater and Surface Water Sampling Results (continued)

Location of Well	NYSDEC Class GA Groundwater Standards	Reporting Limit	TMC-USGS-2																	
Date of Collection			**9/16/2009**		**3/24/2010**	**9/15/2010**	**6/7/2011**													
Sample ID No.			**TMCUM0227NA**		**TMCUM0227OA**	**TMCUM0227PA**	**TMCUM0227PA**													
Depth to Water (ft)			**5.06**		**4.12**	**5.79**	**3.67**													
VOCs (µg/L)																				
1,1,1-trichloroethane	5*	1	U		U	U	NA													
1,1-dichloroethene	5*	1	U		U	U	NA													
1,2-dichloroethane	0.6	1	U		U	U	NA													
1,4-dichlorobenzene	3	0.5	U		U	U	NA													
acetone	50	10	U		U	2.15 FB	NA													
benzene	1	0.1	U		U	U	NA													
carbon disulfide	1,000	0.5	U		U	U	NA													
chloroform	7	0.3	U		U	U	NA													
chloromethane	5*	1	U		U	U	NA													
cis-1,2-dichloroethene	5*	1	U		U	U	NA													
dichlorodifluoromethane	5*	1	U		U	U	NA													
hexachlorobutadiene	0.5*	0.6	U		U	U	NA													
methylene chloride	5*	1	U		U	U	NA													
m,p-xylene	5*	2	U		U	U	NA													
trichloroethene (TCE)	5*	1	U		U	U	NA													
toluene	5*	1	U		U	U	NA													
trans-1,2-dichloroethene	5*	1	U		U	U	NA													
trichlorofluoromethane	5*	1	U		U	U	NA													
vinyl chloride	2	1	U		U	U	NA													
xylenes, Total	--	1.5	U		U	U	NA													
Total VOCs (µg/L)			**0**		**0**	**2.15**	NA													
Metals (µg/L) [Dissolved / Total][1]																				
aluminum	2,000	200	200 B	**6,200**	**5,100**	**20,000**	NA													
antimony	3	50	U	U	U	U	NA													
arsenic	25	30	U	U	U	6.2 F	NA													
barium	1,000	50	210	280	260	440	NA													
beryllium	3	4	U	U	U	0.82 F	NA													
boron	1,000	110	U	U	20 B	NA	NA													
cadmium	5	5	U	4.1 F	4.1 F	**26**	NA													
calcium	--	1,100	39,000	46,000	42,000	78,000	NA													
chromium	50	10	U	7.4 F	4.1 F	34	NA													
cobalt	--	60	U	U	U	11 F	NA													
copper	200	10	U	13	7.3 F	50	NA													
iron	300	200	300	**9,100**	**5,300**	**31,000**	NA													
lead	25	25	U	U	U	9.6 F	NA													
magnesium	35,000	1,000	19,000	22,000	21,000	35,000	NA													
manganese	300	10	24	230	130	**1,000**	NA													
mercury	0.7	1	U	U	U	U	NA													
molybdenum	--	15	U	U	U	U	NA													
nickel	100	20	U	8.9 F	4.2 F	33	NA													
potassium	--	1,000	850 F	2,500	2,600	7,800	NA													
selenium	10	30	U	U	U	U	NA													
silver	50	10	U	U	U	U	NA													
sodium	20,000	1,000	15,000	16,000	15,000	17,000	NA													
thallium	0.5	80	U	U	U	U	NA													
vanadium	--	10	U	11	8.7 F	33	NA													
zinc	2,000	20	6.2 F	32	22	120	NA													
Leachate Indicators (mg/L)																				
alkalinity, Total	--	10	150		160	200	140													
ammonia	2	0.2	0.063		U	0.082	0.14													
BOD5	--	2.4	U		U	U	U													
bromide	2	0.5	0.036 F		U	U	U													
COD	--	5	34		14	47	U													
chloride	250	1	24		25	29	28													
color	15	5	NA		U	NA	5													
cyanide, Total	200	0.02	NA		NA	U	NA													
hardness, Total	--	1	210		190	340	190													
nitrate	10	1	0.1		0.092 F	U	0.11 F													
TKN	1	0.2	U		0.20 B	0.61 B	0.46 F													
sulfate	250	1	31		32	32	31													
TDS	500	10	260		230	260	250													
TOC	--	1	0.52 F		U	1.9 B	1.1													
phenolics, Total	--	0.005	U		U	U	NA													

For notes, please refer to the end of the tables section.

Table 6-2
Groundwater and Surface Water Sampling Results (continued)

Location of Well	NYSDEC Class GA Groundwater Standards	Reporting Limit	LF6LH-1																					
Date of Collection			12/20/2006		4/18/2007		6/21/2007		10/1/2007		12/11/2007		4/8/2008		6/18/2008		10/1/2008		12/10/2008		4/16/2009		6/30/2009		9/17/2009		3/24/2010
Sample ID No.			LF6LH0101CA		LF6LH0101DA		LF6LH0101EA		LF6LH0101FA		LF6LH0101GA		LF6LH0101HA		LF6LH0101IA		LF6LH0101JA		LF6LH0101KA		LF6LH0101LA		LF6LH0101MA		LF6LH0101NA		LF6LH0101OA
Depth to Water (ft)			Leachate		Leachate		Leachate		Leachate		Leachate		Leachate		Leachate		Leachate		Leachate		Leachate		Leachate		Leachate		Leachate
VOCs (µg/L)																											
1,1,1-trichloroethane	5*	1	U		UJ		U		U		U		U		U		U		U		U		U		U		U
1,1-dichloroethene	5*	1	U		UJ		U		U		U		U		U		U		U		U		U		U		U
1,2-dichloroethane	0.6	1	U		UJ		U		U		U		U		U		U		U		U		U		U		U
1,4-dichlorobenzene	3	0.5	U		UJ		U		U		U		U		U		U		U		U		U		U		U
acetone	50	10	U		2.34 F		U		U		U		U		U		U		U		1.45 F		1.08 F		2.63 F		1.81 F
benzene	1	0.1	U		UJ		U		U		U		U		U		U		U		U		U		U		U
carbon disulfide	1,000	0.5	U		UJ		U		U		U		U		U		U		U		U		U		U		U
chloroform	7	0.3	U		UJ		U		U		U		U		U		U		U		U		U		U		U
chloromethane	5*	1	UJ		UJ		UJ		U		U		U		U		U		U		U		U		U		U
cis-1,2-dichloroethene	5*	1	U		UJ		U		U		U		U		U		U		U		U		U		U		U
dichlorodifluoromethane	5*	1	U		UJ		U		U		U		U		U		U		U		U		U		U		U
hexachlorobutadiene	0.5*	0.6	U		UJ		U		U		U		U		U		U		U		U		U		U		U
methylene chloride	5*	1	0.210 F		UJ		U		U		0.120 F		U		U		U		U		U		U		U		U
m,p-xylene	5*	2	U		UJ		U		U		U		U		U		U		U		U		U		U		U
trichloroethene (TCE)	5*	1	U		UJ		U		U		U		U		U		U		U		U		U		U		U
toluene	5*	1	U		U		U		U		U		U		U		U		U		U		0.230 F		0.310 F		U
trans-1,2-dichloroethene	5*	1	U		UJ		U		U		U		U		U		U		U		U		U		U		U
trichlorofluoromethane	5*	1	U		UJ		U		U		U		U		U		U		U		U		U		U		U
vinyl chloride	2	1	U		UJ		U		U		U		U		U		U		U		U		U		U		U
xylenes, Total	--	1.5	U		UJ		U		U		U		U		U		U		U		U		U		U		U
Total VOCs (µg/L)			**0.21**		**2.34**		**0.21**		**0**		**0.120**		**0**		**0**		**0**		**0**		**1.45**		**1.31**		**2.94**		**1.81**
Metals (µg/L) [Dissolved / Total][1]																											
aluminum	2,000	200	U	60 F	46 F	**4,300**	U	U	U	**2,100**	U	**7,000**	U	290	U	**14,000**	U	**3,000**	69 F	**4,300**	U	**4,100**	U	U	64 F	1,400	57 F
antimony	3	50	U	U	U	U	U	U	U	U	U	U	U	U	U	2.7 F	U	U	U	U	U	U	U	U	U	U	U
arsenic	25	30	U	U	U	U	U	U	U	7.2 F	U	U	U	U	U	7.5 F	U	U	U	U	U	14 F	13 F	22 F	18 F	**31**	U
barium	1,000	50	9.9 F	9.6 F	9.6 F	26 F	19 F	18 F	13 F	28 F	370	490	14 F	16 F	360	780	380	400	330	400	23 F	44 F	23 F	24 F	31 F	37 F	20 F
beryllium	3	4	U	U	U	U	U	U	U	U	U	0.36 F	U	U	U	0.81 F	U	0.12 F	U	U	U	0.21 F	U	U	U	U	U
boron	1,000	110	NA	U	NA	NA	8.8 F	12.0	NA	NA	NA	NA	9.9 F	10	41	54	NA	NA	NA	NA	NA	NA	U	U	U	U	12 B
cadmium	5	5	U	U	U	U	U	U	U	U	U	U	U	U	U	0.63 F	U	U	U	U	U	U	U	U	U	U	U
calcium	--	1,100	55,000	53,000	40,000	42,000	58,000	61,000	59,000	63,000	45,000	57,000	44,000	47,000	48,000	90,000	50,000	53,000	48,000	57,000	44,000	48,000	59,000	63,000	63,000	68,000	52,000
chromium	50	10	4.9 F	3.7 F	2.0 F	7.9 F	U	2.8 F	1.8 F	3.6 F	4.2 F	14	1.8 F	2.5 F	2.5 F	22	5.0 F	8.7 F	5.0 F	9.1 F	U	6.6 F	U	U	4.5 F	U	U
cobalt	--	60	U	U	U	U	U	U	U	U	U	U	U	U	U	U	U	U	U	U	U	U	U	U	U	U	U
copper	200	10	2.4 F	3.0 F	U	17	U	U	U	8.8 F	U	15	U	U	U	45	U	7.2 F	U	11	U	18	U	U	U	6.1 F	U
iron	300	200	230	**720**	7.2 F	**6,700**	140 F	**1,400**	53 F	**5,300**	U	**10,000**	57 F	**3,000**	14 F	**25,000**	**340**	**4,500**	100 F	**7,000**	27 F	**11,000**	**1,900**	**3,800**	**3,200**	**8,200**	**980**
lead	25	25	U	U	U	U	U	U	U	U	U	4.2 F	U	U	U	22 F	U	U	U	U	U	7.9 F	U	U	U	U	U
magnesium	35,000	1,000	15,000	15,000	10,000	12,000	11,000	12,000	11,000	12,000	28,000	34,000	10,000	11,000	31,000	**43,000**	30,000	32,000	30,000	33,000	12,000	13,000	15,000	15,000	16,000	16,000	14,000
manganese	300	10	**5,200**	**5,300**	**1,300**	**1,600**	**2,800**	**2,700**	**1,700**	**2,100**	110	**430**	**740**	**700**	120	**1,200**	**320**	300	240	**410**	**700**	**1,000**	**1,400**	**1,300**	**1,900**	**2,400**	**990**
mercury	0.7	1	NA	NA	NA	NA	NA	NA	NA	NA	NA	NA	NA	NA	NA	NA	NA	NA	NA	NA	U	U	U	U	U	U	U
molybdenum	--	15	U	U	U	U	U	U	U	U	U	U	U	U	U	U	U	U	U	U	U	U	U	U	U	U	U
nickel	100	20	U	U	U	4.7 F	U	U	U	2.5 F	U	9.0 F	U	U	U	24	U	4.0 F	U	4.8 F	U	5.4 F	U	U	3.2 F	2.6 F	U
potassium	--	1,000	570 F	540 F	860 F	2,200	U	480 F	630 F	1,200	970 F	3,200	780 F	890	1,100	4,200	1,300	2,000	1,000	2,400	1,000	1,700	430 F	360 F	840 F	1,100	1,100
selenium	10	30	U	3.6 F	U	U	U	U	U	U	U	U	U	U	3.1 F	2.7 F	U	U	U	U	U	U	U	U	U	U	U
silver	50	10	U	U	U	U	U	U	U	U	U	U	U	U	U	U	U	U	U	U	U	U	U	U	U	U	U
sodium	20,000	1,000	2,100	1,900	1,300	1,300	2300 B	2,400	2,000	2,100	**35,000**	**34,000**	1,300	1,300	**33,000**	**38,000**	**37,000**	**31,000**	**32,000**	**34,000**	2,000	1,800	4,200 J	3,300 J	4,100	3,800	4,600
thallium	0.5	80	U	U	U	U	U	U	U	U	U	U	U	U	U	U	U	U	U	U	U	U	U	U	U	U	U
vanadium	--	10	U	U	U	8.6 F	U	U	U	5.1 F	U	16	U	1.0 F	U	45	U	7.7 F	U	9.7 F	U	9.3 F	U	U	U	3.7 F	U
zinc	2,000	20	7.7 F	6.8 F	U	21	U	U	18 F	47 B	48 B	59 B	10 F	17 F	12 F	170	12 F	34 B	65 B	75 B	U	42	U	U	U	21	10 F
Leachate Indicators (mg/L)																											
alkalinity, Total	--	10	180		130		180		180		190		150		180		190		190 B		150		190		200		160
ammonia	2	0.2	U		0.051		0.041 F		0.034 F		0.042 F		0.016 F		0.10 B		0.063 B		0.031 F		0.10 B		0.07		0.065		U
BOD5	--	2.4	3.1		2.1		U		U		U		2.2		2.4		U		U		2.6		U		2.4		U
bromide	2	0.5	U		U		U		U		0.27		U		0.33		0.19 F		UJ		0.013 F		0.021 F		0.022 F		U
COD	--	5	20		15 B		20 B		13		28 B		20		120		13		17 B		53		14		23		8.1 F
chloride	250	1	2.2		2.2		2.7		2.6		60		1.8		74		59		58		3.5		7.3		6.4		6.5
color	15	5	NA		NA		10		NA		NA		10		U		NA		NA		10		NA		NA		U
cyanide, Total	200	0.02	NA		NA		U		NA		NA		U		U		NA		NA		NA		NA		NA		NA
hardness, Total	--	1	200		140		210		210		290		160		480		270		250		170		220		240		180
nitrate	10	1	U		**16**		U		U		U		0.016 F		0.016 F		U		U		U		0.014 F		0.029 F		0.016 F
TKN	1	0.2	0.085 F		0.14 F		0.11 F		0.25 B		0.39		0.46		**2.2**		0.38		0.20		0.93		0.28		0.36		0.32 B
sulfate	250	1	23		U		19		20		36		16		34		38		37		20		8.3		14		24
TDS	500	10	200		160		240		220		340		140		390		330		360		210		250		250		230
TOC	--	1	2.1		1.8		3.1		2.6		1.4 F		1.9 B		U		1.7		1.2 B		1.9		2.6		3.5		2.4 B
phenolics, Total	--	0.005	U		U		U		U		U		0.0032 F		U		U		U		NA		NA		U		U

For notes, please refer to the end of the tables section.

Table 6-2
Groundwater and Surface Water Sampling Results (continued)

Location of Well	NYSDEC Class GA Groundwater Standards	Reporting Limit	LF6LH-1																					
Date of Collection			9/16/2010	6/8/2011																				
Sample ID No.			LF6LH0101PA	LF6LH0101PA																				
Depth to Water (ft)			Leachate	Leachate																				
VOCs (µg/L)																								
1,1,1-trichloroethane	5*	1	U	NA																				
1,1-dichloroethene	5*	1	U	NA																				
1,2-dichloroethane	0.6	1	U	NA																				
1,4-dichlorobenzene	3	0.5	U	NA																				
acetone	50	10	3.09 FB	NA																				
benzene	1	0.1	U	NA																				
carbon disulfide	1,000	0.5	U	NA																				
chloroform	7	0.3	U	NA																				
chloromethane	5*	1	U	NA																				
cis-1,2-dichloroethene	5*	1	U	NA																				
dichlorodifluoromethane	5*	1	U	NA																				
hexachlorobutadiene	0.5*	0.6	U	NA																				
methylene chloride	5*	1	U	NA																				
m,p-xylene	5*	2	U	NA																				
trichloroethene (TCE)	5*	1	U	NA																				
toluene	5*	1	1.08	NA																				
trans-1,2-dichloroethene	5*	1	U	NA																				
trichlorofluoromethane	5*	1	U	NA																				
vinyl chloride	2	1	U	NA																				
xylenes, Total	--	1.5	U	NA																				
Total VOCs (µg/L)			**4.17**	NA																				
Metals (µg/L) [Dissolved / Total][1]																								
aluminum	2,000	200	**9,900**	NA																				
antimony	3	50	U	NA																				
arsenic	25	30	**89**	NA																				
barium	1,000	50	120	NA																				
beryllium	3	4	0.49 F	NA																				
boron	1,000	110	NA	NA																				
cadmium	5	5	U	NA																				
calcium	--	1,100	53,000	NA																				
chromium	50	10	12	NA																				
cobalt	--	60	U	NA																				
copper	200	10	44	NA																				
iron	300	200	**38,000**	NA																				
lead	25	25	16 F	NA																				
magnesium	35,000	1,000	21,000	NA																				
manganese	300	10	**3,200**	NA																				
mercury	0.7	1	U	NA																				
molybdenum	--	15	U	NA																				
nickel	100	20	12 F	NA																				
potassium	--	1,000	3,800	NA																				
selenium	10	30	U	NA																				
silver	50	10	U	NA																				
sodium	20,000	1,000	3,600	NA																				
thallium	0.5	80	U	NA																				
vanadium	--	10	21	NA																				
zinc	2,000	20	95	NA																				
Leachate Indicators (mg/L)																								
alkalinity, Total	--	10	190	200																				
ammonia	2	0.2	0.6	0.31																				
BOD5	--	2.4	9.7 J	U																				
bromide	2	0.5	U	U																				
COD	--	5	130	9.3 F																				
chloride	250	1	6.0	2.5 F																				
color	15	5	NA	**40**																				
cyanide, Total	200	0.02	U	U																				
hardness, Total	--	1	220	200																				
nitrate	10	1	U	U																				
TKN	1	0.2	**3.2**	0.87 F																				
sulfate	250	1	10	5.4																				
TDS	500	10	190	210																				
TOC	--	1	11	3.7																				
phenolics, Total	--	0.005	U	NA																				

For notes, please refer to the end of the tables section.

Table 6-2
Groundwater and Surface Water Sampling Results (continued)

Location of Well	NYSDEC Class GA Groundwater Standards	Reporting Limit	LF6LH-2																					
Date of Collection			12/20/2006		4/18/2007		6/21/2007		10/1/2007		12/12/2007		4/8/2008		6/18/2008		10/1/2008		12/10/2008		4/16/2009		7/1/2009		9/17/2009		3/25/2010
Sample ID No.			LF6LH0201CA		LF6LH0201DA		LF6LH0201EA		LF6LH0201FA		LF6LH0201GA		LF6LH0201HA		LF6LH0201IA		LF6LH0201JA		LF6LH0201KA		LF6LH0201LA		LF6LH0201MA		LF6LH0201NA		LF6LH0201OA
Depth to Water (ft)			Leachate		Leachate		Leachate		Leachate		Leachate		Leachate		Leachate		Leachate		Leachate		Leachate		Leachate		Leachate		Leachate
VOCs (µg/L)																											
1,1,1-trichloroethane	5*	1	U		UJ		U		U		U		U		U		U		U		U		U		U		U
1,1-dichloroethene	5*	1	U		UJ		U		U		U		U		U		U		U		U		U		U		U
1,2-dichloroethane	0.6	1	U		UJ		U		U		U		U		U		U		0.130 F		U		U		U		U
1,4-dichlorobenzene	3	0.5	U		UJ		U		U		U		0.180 F		U		U		U		U		U		U		U
acetone	50	10	U		UJ		U		U		U		U		U		U		1.85 F		U		U		U		U
benzene	1	0.1	U		UJ		U		U		U		U		U		U		U		U		U		U		U
carbon disulfide	1,000	0.5	U		UJ		U		U		0.100 F		U		U		U		U		U		U		U		U
chloroform	7	0.3	U		UJ		U		U		U		U		U		U		U		U		U		U		U
chloromethane	5*	1	UJ		UJ		UJ		U		U		U		U		U		0.640 F		U		U		0.540 F		U
cis-1,2-dichloroethene	5*	1	U		UJ		U		U		U		U		U		U		U		U		U		U		U
dichlorodifluoromethane	5*	1	U		UJ		U		U		U		U		U		U		U		U		U		U		U
hexachlorobutadiene	0.5*	0.6	U		UJ		U		U		U		U		U		U		U		U		U		U		U
methylene chloride	5*	1	0.150 F		UJ		0.120 F		U		U		U		U		U		U		U		U		U		U
m,p-xylene	5*	2	U		UJ		U		U		U		U		U		U		U		U		U		U		U
trichloroethene (TCE)	5*	1	U		UJ		U		U		U		U		U		U		U		U		U		U		U
toluene	5*	1	U		U		U		U		U		U		1.33		0.400		U		U		U		U		U
trans-1,2-dichloroethene	5*	1	U		UJ		U		U		U		U		U		U		U		U		U		U		U
trichlorofluoromethane	5*	1	U		UJ		U		U		U		U		U		U		U		U		U		U		U
vinyl chloride	2	1	U		UJ		U		U		U		U		U		U		U		U		U		U		U
xylenes, Total	--	1.5	U		UJ		U		U		U		U		U		U		U		U		U		U		U
Total VOCs (µg/L)			**0.15**		**0**		**0.12**		**0**		**0.100**		**0.180**		**1.330**		**0.400**		**2.85**		**0**		**0**		**0.54**		**0**
Metals (µg/L) [Dissolved / Total][1]																											
aluminum	2,000	200	U	880	45 F	300	U	98 F	U	**2,200**	U	U	U	**4,500**	150 F	**2,200**	41 F	1,900	71 F	**25,000**	U	**2,200**	U	620	U	380	**4,300**
antimony	3	50	U	U	U	U	U	U	U	2.1 F	U	U	U	U	U	U	U	U	U	**3.7 F**	U	U	U	U	U	U	U
arsenic	25	30	U	U	U	U	U	U	U	U	U	U	U	U	8.5 F	19 F	11 F	15 F	U	**30**	U	U	U	U	U	U	U
barium	1,000	50	370	370	400	400	340	390	400	440	16 F	13 F	350	480	54	120	34 F	44 F	28 F	200	320	390	390	410	410	430	440
beryllium	3	4	U	U	U	U	U	U	U	U	U	U	U	0.24 F	U	0.12 F	U	U	U	1.3 F	U	U	U	U	U	U	U
boron	1,000	110	NA	NA	NA	NA	41	42	NA	NA	NA	NA	41	43	9.7 F	12	NA	NA	NA	NA	NA	NA	U	U	U	U	47
cadmium	5	5	U	U	U	U	U	U	U	U	U	U	U	U	U	U	U	U	U	3.9 F	U	U	U	U	U	U	U
calcium	--	1,100	44,000	44,000	44,000	46,000	43,000	45,000	46,000	51,000	52,000	52,000	47,000	58,000	66,000	74,000	57,000	59,000	43,000	69,000	45,000	50,000	50,000	52,000	50,000	51,000	53,000
chromium	50	10	4.0 F	3.1 F	3.8 F	5.6 F	1.6 F	4.2 F	3.3 F	5.7 F	3.1 F	3.3 F	4.0 F	10	U	4.5 F	3.3 F	6.1 F	14	39	U	5.4 F	3.2 F	3.0 F	U	U	5.3 F
cobalt	--	60	U	U	U	U	U	U	U	U	U	U	U	U	U	U	U	U	U	13	U	U	U	U	U	U	U
copper	200	10	U	3.0 F	U	U	U	U	U	4.2 F	3.0 F	U	U	13	2.0 F	13	U	11	U	120	U	4.8 F	U	U	U	U	6.4 F
iron	300	200	20 F	**1,300**	7.6 F	**660**	58 F	300	8.6 F	**3,300**	**2,500 J**	**1,800 J**	U	**8,500**	**2,900**	**11,000**	**4,000**	**8,900**	**600**	**50,000**	U	**3,700**	200	**1,200**	190 F	**750**	**5,000**
lead	25	25	U	U	U	U	U	U	U	U	U	U	U	5.1 F	U	6.7 F	U	5.3 F	U	**58**	U	U	U	U	U	U	U
magnesium	35,000	1,000	28,000	28,000	27,000	28,000	28,000	29,000	29,000	31,000	12,000	12,000	31,000	34,000	12,000	13,000	13,000	14,000	12,000	20,000	28,000	30,000	31,000	31,000	30,000	30,000	32,000
manganese	300	10	110	160	100	130	110	120	110	210	**2,400 J**	**1,500 J**	110	**420**	**850**	**1,000**	**1,500**	**1,900**	**1,400**	**3,800**	8.60	230	120	150	120	140	220
mercury	0.7	1	NA	NA	NA	NA	NA	NA	NA	NA	NA	NA	NA	NA	NA	NA	NA	NA	NA	NA	U	U	U	U	U	U	U
molybdenum	--	15	U	1.8 F	U	U	U	U	U	U	U	U	U	U	U	U	U	U	U	U	U	U	U	U	U	U	U
nickel	100	20	U	U	U	U	U	U	U	2.6 F	U	U	U	7.7 F	U	2.6 F	U	3.1 F	U	33	U	2.9 F	U	U	U	U	3.9 F
potassium	--	1,000	930 F	1,100	930 F	1,100	1,000	1,100	1,000	1,700	760 F	870 F	1,000	2,100	620 F	1,200	1,100	1,800	1,100	6,200	1,300	1,600	1,200	1,300	1,200	1,200	2,600
selenium	10	30	U	2.7 F	U	U	U	U	U	U	U	U	U	U	3.8 F	3.1 F	U	U	U	U	U	U	U	U	U	U	U
silver	50	10	U	U	U	U	U	U	U	U	U	U	U	U	U	U	U	U	U	U	U	U	U	U	U	U	U
sodium	20,000	1,000	**29,000**	**29,000**	**32,000**	**33,000**	**28,000**	**32,000**	**36,000**	**36,000**	1,600 J	1,200 J	**34,000**	**35,000**	5,100 B	6,000	2,400 B	2,600 B	3,100 B	2,900 B	**39,000**	**38,000**	**41,000**	**41,000**	**44,000**	**43,000**	**42,000**
thallium	0.5	80	U	U	U	U	U	U	U	U	U	U	U	U	U	U	U	U	U	U	U	U	U	U	U	U	U
vanadium	--	10	U	2.2 F	U	U	U	U	U	5.0 F	U	U	U	U	1.0 F	6.9 F	U	4.8 F	U	61	U	4.6 F	U	U	U	U	8.7 F
zinc	2,000	20	7.7 F	11 F	U	U	U	U	20 B	38 B	62 B	50 B	11 F	51 B	20	100	12 F	33 B	24 B	370 B	U	12 F	U	5.0 F	17 F	13 F	17 F
Leachate Indicators (mg/L)																											
alkalinity, Total	--	10	190		180		180		180		160		190		190		170		140 B		180		170		170		160
ammonia	2	0.2	U		0.031 F		0.046 F		0.043 F		0.013 F		0.046 F		0.31		0.17		0.054		0.084 B		0.082		0.074		0.046 F
BOD5	--	2.4	U		U		U		U		4.1		U		9.6		3.8		13		U		U		U		U
bromide	2	0.5	0.080 F		0.19 F		0.17		0.32		U		0.13		0.029 F		0.023 F		UJ		0.31		0.22 F		0.31		0.24 F
COD	--	5	7.3 F		17 B		17 B		4.1 F		13 B		15		39		17		250		13		U		6.7 F		12
chloride	250	1	37		49		56		71		2.0		64		11		5.1		6.1		79		80		91		99
color	15	5	NA		NA		U		NA		NA		U		**45**		NA		NA		U		NA		NA		U
cyanide, Total	200	0.02	NA		NA		U		NA		NA		U		U		NA		NA		NA		NA		NA		NA
hardness, Total	--	1	220		220		230		250		200		280		250		220		210		250		250		260		270
nitrate	10	1	U		U		U		U		0.018 F		0.033 F		0.034 F		U		U		U		U		0.029 F		U
TKN	1	0.2	U		U		U		0.12 F		0.088 F		0.26		**1.8**		0.70		**4.6**		0.20		0.26		U		0.35 B
sulfate	250	1	37		36		39		36		24		36		15		17		21		39		38		38		37
TDS	500	10	270		320		360		390		200		330		250		210		190		400		420		380		380
TOC	--	1	0.56 F		U		U		0.71 F		2.7		0.49 F		4.6		5.7		5.9 B		U		U		0.46 F		1.3 B
phenolics, Total	--	0.005	U		U		U		U		U		0.0018 F		U		U		U		NA		NA		U		U

For notes, please refer to the end of the tables section.

Table 6-2
Groundwater and Surface Water Sampling Results (continued)

Location of Well	NYSDEC Class GA Groundwater Standards	Reporting Limit	LF6LH-2																					
Date of Collection			**9/16/2010**	**6/8/2011**																				
Sample ID No.			**LF6LH0201PA**	**LF6LH0201PA**																				
Depth to Water (ft)			**Leachate**	**Leachate**																				
VOCs (µg/L)																								
1,1,1-trichloroethane	5*	1	U	NA																				
1,1-dichloroethene	5*	1	U	NA																				
1,2-dichloroethane	0.6	1	U	NA																				
1,4-dichlorobenzene	3	0.5	U	NA																				
acetone	50	10	1.99 FB	NA																				
benzene	1	0.1	U	NA																				
carbon disulfide	1,000	0.5	U	NA																				
chloroform	7	0.3	U	NA																				
chloromethane	5*	1	U	NA																				
cis-1,2-dichloroethene	5*	1	U	NA																				
dichlorodifluoromethane	5*	1	U	NA																				
hexachlorobutadiene	0.5*	0.6	U	NA																				
methylene chloride	5*	1	U	NA																				
m,p-xylene	5*	2	U	NA																				
trichloroethene (TCE)	5*	1	U	NA																				
toluene	5*	1	U	NA																				
trans-1,2-dichloroethene	5*	1	U	NA																				
trichlorofluoromethane	5*	1	U	NA																				
vinyl chloride	2	1	U	NA																				
xylenes, Total	--	1.5	U	NA																				
Total VOCs (µg/L)			**1.99**	NA																				
Metals (µg/L) [Dissolved / Total][1]																								
aluminum	2,000	200	1,100	NA																				
antimony	3	50	U	NA																				
arsenic	25	30	U	NA																				
barium	1,000	50	510	NA																				
beryllium	3	4	U	NA																				
boron	1,000	110	NA	NA																				
cadmium	5	5	U	NA																				
calcium	--	1,100	61,000	NA																				
chromium	50	10	U	NA																				
cobalt	--	60	U	NA																				
copper	200	10	U	NA																				
iron	300	200	**1,500**	NA																				
lead	25	25	U	NA																				
magnesium	35,000	1,000	35,000	NA																				
manganese	300	10	190	NA																				
mercury	0.7	1	U	NA																				
molybdenum	--	15	U	NA																				
nickel	100	20	U	NA																				
potassium	--	1,000	1,800	NA																				
selenium	10	30	U	NA																				
silver	50	10	U	NA																				
sodium	20,000	1,000	**48,000**	NA																				
thallium	0.5	80	U	NA																				
vanadium	--	10	U	NA																				
zinc	2,000	20	7.6 F	NA																				
Leachate Indicators (mg/L)																								
alkalinity, Total	--	10	160	160																				
ammonia	2	0.2	0.051	0.097 F																				
BOD5	--	2.4	U	4.1																				
bromide	2	0.5	U	0.19 F																				
COD	--	5	9.0 F	U																				
chloride	250	1	120	100																				
color	15	5	NA	5																				
cyanide, Total	200	0.02	U	U																				
hardness, Total	--	1	300	240																				
nitrate	10	1	U	U																				
TKN	1	0.2	0.32 B	0.45 F																				
sulfate	250	1	39	37																				
TDS	500	10	360	360																				
TOC	--	1	1.0	0.77 F																				
phenolics, Total	--	0.005	U	NA																				

For notes, please refer to the end of the tables section.

Table 6-2
Groundwater and Surface Water Sampling Results

Location of Well	NYSDEC Class A Surface Water Standards	Reporting Limit	LF6SW-1																							
Date of Collection			7/6/2006		9/19/2006		12/14/2006		4/17/2007		6/25/2007		10/1/2007		12/11/2007		4/3/2008		6/18/2008		10/1/2008		12/10/2008		4/16/2009		6/30/2009	
Sample ID No.			LF6SW0101AA		LF6SW0101BB		LF6SW0101CA		LF6SW0101DA		LF6SW0101EA		LF6SW0101FA		LF6SW0101GA		LF6SW0101HA		LF6SW0101IA		LF6SW0101JA		LF6SW0101KA		LF6SW0101LA		LF6SW0101MA	
Depth to Water (ft)			Surface Water		Surface Water		Surface Water		Surface Water		Surface Water		Surface Water		Surface Water		Surface Water		Surface Water		Surface Water		Surface Water		Surface Water		Surface Water	
VOCs (µg/L)																												
1,2-dichlorobenzene	3	1	U		0.22 F		0.110 F		U		U		U		U		U		U		U		U		U		U	
1,4-dichlorobenzene	3	0.5	U		0.21 F		U		0.120 F		U		U		0.220 F		0.190 F		U		U		U		U		U	
acetone	50	10	2.2 F		2.21		1.45 F		U		1.6 F		U		1.51 F		U		U		U		2.47		2.38 F		1.81 F	
benzene	1	0.1	U		U		U		U		U		U		0.350 F		U		U		U		U		0.110 F		U	
carbon disulfide	--	0.5	U		U		U		U		U		U		0.170 F		U		U		U		U		U		U	
chlorobenzene	5	0.5	0.37 F		0.92		0.560		0.430 F		0.160 F		0.210 F		1.11		0.370 F		U		0.350 F		0.160		0.380 F		U	
chloroform	7	0.3	U		U		U		U		U		U		U		U		U		U		U		0.130 F		U	
chloromethane	--	1	U		U		U		U		U		U		U		U		U		U		U		U		U	
cis-1,2-dichloroethene	5	1	U		U		U		U		U		U		U		U		U		U		U		U		U	
dichlorodifluoromethane	5**	1	U		U		UJ		U		U		U		U		U		U		U		U		U		U	
methylene chloride	5	1	U		U		0.210 F		U		U		U		0.120 F		U		U		U		U		U		U	
tetrachloroethene	0.7	1	U		U		U		U		U		U		U		U		U		U		U		U		U	
trichloroethene (TCE)	5	1	U		0.13 F		U		U		U		U		U		U		U		U		U		U		U	
trans-1,2-Dichloroethene	5	1	U		U		U		U		U		U		U		U		U		U		U		U		U	
vinyl chloride	0.3	1	U		U		U		U		U		U		U		U		U		U		U		U		U	
Metals (µg/L) [Dissolved / Total][1]																												
aluminum	100	200	57.2 F	77.8 F	U	47.5 F	U	46 F	83 F	98 F	U	U	U	U	U	**160 F**	49 F	76 F	U	97 F	U	**120 F**	90 F	**1,600**	U	U	U	U
arsenic	50	30	U	U	U	U	U	U	U	U	U	U	U	U	U	U	U	U	U	U	U	U	U	U	U	U	U	U
barium	1,000	50	133	153	121	122	130	140	83	87	220	220	210	220	150	170	110	110	160	160	210	210	62	80	100	110	160	170
boron	1,000	110	36.2	31.4	NA	NA	NA	NA	NA	NA	23	25	NA	NA	NA	NA	20	20	16	16	NA	NA	NA	NA	NA	U	U	U
calcium	--	1,100	98,700	109,000	102,000	105,000	94,000	96,000	76,000	79,000	95,000	100,000	100,000	100,000	98,000	100,000	81,000	80,000	54,000	52,000	87,000	87,000	42,000	44,000	74,000	76,000	91,000	93,000
chromium	50	10	0.7 F	U	U	U	3.6 F	2.5 F	2.6 F	3.1 F	1.7 F	3.1 F	2.5 F	2.0 F	3.7 F	U	U	U	U	U	3.2 F	4.1 F	U	4.8 F	U	U	U	U
copper	200	10	U	U	U	U	2.2 F	3.3 F	U	U	U	U	U	U	U	2.8 F	2.5 F	2.6 F	U	U	U	U	U	13	U	U	U	U
iron	300	200	33.8 F	173 F	25 F	197 F	47 F	230	130 F	270	26 F	180 F	210	34 F	26 F	**660**	110	220	95 F	**370**	57 F	**520**	67 F	**2,400**	62 F	250	91 F	200
magnesium	35,000	1,000	19,200	20,500	18,200	18,600	19,000	19,000	12,000	13,000	22,000	24,000	24,000	25,000	20,000	20,000	15,000	14,000	13,000	12,000	20,000	20,000	6,000	6,400	15,000	16,000	20,000	20,000
manganese	300	10	8.7 F	172	186	196	290	**310**	170	190	210	230	260 J	210 J	**480**	**550**	140	140	150	160	**400**	**430**	100	260	110	120	59	63
mercury	0.7	1	NA	NA	NA	NA	NA	NA	NA	NA	NA	NA	NA	NA	NA	NA	NA	NA	NA	NA	NA	NA	NA	NA	U	U	U	U
molybdenum	--	15	2.1 F	U	U	U	U	U	U	U	U	U	U	U	U	U	U	U	U	U	U	U	U	U	U	U	U	U
nickel	100	20	U	U	U	U	U	2.0 F	U	U	U	U	U	U	U	U	U	U	U	U	U	U	U	3.1 F	U	U	U	U
potassium	--	1,000	1,680	1,860	2,080	2,150	2,000	U	1,800	1,800	1,800	1,900	1,900	2,000	2,100	2,100	1,900	1,800	1,000	1,000	1,900	2,000	1,300	1,700	2,000	1,800	1,600	1,600
selenium	10	30	U	U	U	U	U	U	U	U	U	U	U	U	U	U	U	U	U	U	U	U	U	U	U	U	U	U
silver	50	10	U	U	U	U	U	1.1 F	U	U	U	U	U	U	U	U	U	U	U	U	U	U	U	U	U	U	U	U
sodium	--	1,000	88,600	99,900	93,400	95,000	74,000	75,000	74,000	76,000	86,000	89,000	88,000	91,000	110,000	110,000	81,000	80,000	39,000	37,000	72,000	71,000	86,000	94,000	77,000	77,000	85,000	86,000
vanadium	--	10	U	U	0.7 F	0.83 F	U	1.3 F	U	0.95 F	U	U	U	U	U	1.4 F	0.74 F	0.96 F	0.75 F	1.3 F	U	U	U	5.2 F	U	U	U	U
zinc	2,000	20	4.2 F	4.1 F	19.4 F	36.9 B	13 F	11 F	7.6 F	11 F	U	U	26 B	30 B	38 B	53 B	16 F	15 F	15 F	20	13 F	16 F	86 B	110 B	U	U	4.2 F	4.9 F
Leachate Indicators (mg/L)																												
alkalinity, Total	--	10	276		370		230		190		230		250		240		180		130		210		96 B		190		220	
ammonia	2	0.2	U		0.049 F		0.053		0.033 F		0.063		0.041 F		0.13		0.022 F		0.19		0.2		0.059		0.046 F		0.033 F	
BOD5	--	2.4	U		2.2		U		U		U		U		U		U		U		U		2.4		U		U	
bromide	2	0.5	0.31 F		0.14 F		0.11		0.12		0.28		0.28		0.23		0.13 F		0.2		0.26		UJ		0.19 F		0.18 F	
COD	--	5	U		50		20 B		26 B		15 B		8.5 F		15 B		15		15		17		33		120		11	
chloride	250	1	184		180		130		140		180		170		190		140		74		130		140		150		160	
color	15	5	**18 B**		NA		NA		NA		15		NA		NA		**45**		**20**		NA		NA		10		NA	
hardness, Total	--	1	370		340		300		250		340		350		330		260		200		300		150		260		320	
nitrate	10	1	0.48 F		0.42 F		0.69		1.1		0.1		0.042 F		0.72		0.82		0.24		0.29		0.49		0.39 F		0.17 F	
TKN	1	0.2	0.087 F		0.19 F		0.22 F		0.27		0.17 F		0.30 B		0.32		0.32		0.38		0.42		0.61		0.22		0.20	
sulfate	250	1	52.8		49		47		37		47		45		45		39		23		37		18		39		40	
TDS	500	10	**695**		**640**		**570**		480		**610**		**640**		**640**		480		340		490		410		490		**590**	
TOC	--	1	2.7		3.3		3.2		4.9		2.8		2.9		3.1		4.6		3.5		3.8		4.8 B		2.1		2.3	
phenolics, Total	--	0.005	U		U		U		U		U		U		U		U		0.0041 F		U		U		NA		NA	

For notes, please refer to the end of the tables section.

Table 6-2

Groundwater and Surface Water Sampling Results (continued)

Location of Well	NYSDEC Class A Surface Water Standards	Reporting Limit	LF6SW-1																	
Date of Collection			9/17/2009		3/24/2010	9/16/2010	6/8/2011													
Sample ID No.			LF6SW0101NA		LF6SW0101OA	LF6SW0101PA	LF6SW0101PA													
Depth to Water (ft)			Surface Water		Surface Water	Surface Water	Surface Water													
VOCs (µg/L)																				
1,2-dichlorobenzene	3	1	U		U	U	U													
1,4-dichlorobenzene	3	0.5	U		U	U	U													
acetone	50	10	3.1 F		2.17 F	1.97 FB	U													
benzene	1	0.1	U		0.160 F	U	U													
carbon disulfide	--	0.5	U		U	U	U													
chlorobenzene	5	0.5	U		0.400 F	U	U													
chloroform	7	0.3	U		U	U	U													
chloromethane	--	1	U		U	U	U													
cis-1,2-dichloroethene	5	1	U		U	U	U													
dichlorodifluoromethane	5**	1	U		U	U	U													
methylene chloride	5	1	U		U	U	U													
tetrachloroethene	0.7	1	U		U	U	U													
trichloroethene (TCE)	5	1	U		U	U	U													
trans-1,2-Dichloroethene	5	1	U		U	U	U													
vinyl chloride	0.3	1	U		U	U	U													
Metals (µg/L) [Dissolved / Total][1]																				
aluminum	100	200	U	U	93 F	U	NA													
arsenic	50	30	U	U	U	U	NA													
barium	1,000	50	200	200	110	180	NA													
boron	1,000	110	U	U	21 B	NA	NA													
calcium	--	1,100	100,000	97,000	77,000	100,000	NA													
chromium	50	10	U	U	U	U	NA													
copper	200	10	U	U	U	U	NA													
iron	300	200	43 F	210	**350**	260	NA													
magnesium	35,000	1,000	23,000	23,000	15,000	22,000	NA													
manganese	300	10	110	120	230	160	NA													
mercury	0.7	1	U	U	U	U	NA													
molybdenum	--	15	U	U	U	U	NA													
nickel	100	20	U	U	U	U	NA													
potassium	--	1,000	2,000	1,800	1,600	2,400	NA													
selenium	10	30	U	U	U	U	NA													
silver	50	10	U	U	U	U	NA													
sodium	--	1,000	92,000	88,000	64,000	93,000 J	NA													
vanadium	--	10	U	U	U	U	NA													
zinc	2,000	20	4.5 F	12 F	12 F	17 F	NA													
Leachate Indicators (mg/L)																				
alkalinity, Total	--	10	250		190	250	200													
ammonia	2	0.2	0.032 F		U	0.026 F	0.16													
BOD5	--	2.4	U		U	U	U													
bromide	2	0.5	0.25 F		0.17 F	U	0.16 F													
COD	--	5	9.0 F		17	7.9 F	5.6 F													
chloride	250	1	180		120	180	150													
color	15	5	NA		**30**	NA	U													
hardness, Total	--	1	350		250	340	260													
nitrate	10	1	0.16 F		0.87	U	0.49 F													
TKN	1	0.2	0.11 F		0.67 B	0.30 B	0.51 F													
sulfate	250	1	43		35	40	35													
TDS	500	10	**620**		440	**550**	**510**													
TOC	--	1	2		6.4	2.5	2.3													
phenolics, Total	--	0.005	U		U	U	NA													

For notes, please refer to the end of the tables section.

Table 6-2

Groundwater and Surface Water Sampling Results (continued)

Location of Well	NYSDEC Class A Surface Water Standards	Reporting Limit	LF6SW-2																							
Date of Collection			7/6/2006		9/19/2006		12/14/2006		4/17/2007		6/21/2007		10/1/2007		12/11/2007		4/3/2008		6/18/2008		10/1/2008		12/10/2009		4/16/2009		7/1/2009	
Sample ID No.			LF6SW0201AA		LF6SW0201BB		LF6SW0201CA		LF6SW0201DA		LF6SW0201EA		LF6SW0201FA		LF6SW0201GA		LF6SW0201HA		LF6SW0201IA		LF6SW0201JA		LF6SW0201KA		LF6SW0201LA		LF6SW0201MA	
Depth to Water (ft)			Surface Water		Surface Water		SurfaceWater		Surface Water		Surface Water		Surface Water		Surface Water		Surface Water		Surface Water		Surface Water		Surface Water		Surface Water		Surface Water	
VOCs (µg/L)																												
1,2-dichlorobenzene	3	1	U		0.25 F		0.110 F		U		U		U		0.110 F		U		U		U		U		U		U	
1,4-dichlorobenzene	3	0.5	U		0.22 F		U		0.110 F		U		U		0.110 F		U		U		U		U		U		U	
acetone	50	10	1.5 F		1.42 F		1.18 F		1.12 F		U		1.26 F		1.55 F		U		3.20		U		1.73 F		2.64 F		U	
benzene	1	0.1	U		0.12 F		U		U		U		U		0.210 F		U		U		U		U		U		U	
carbon disulfide	--	0.5	U		U		U		U		U		U		0.170 F		U		U		U		U		U		U	
chlorobenzene	5	0.5	0.23 F		1.15		0.480 F		0.340 F		0.130 F		0.130 F		0.720		0.300 F		0.200 F		0.260 F		U		0.280 F		U	
chloroform	7	0.3	U		U		U		U		U		U		U		U		U		U		U		0.110 F		U	
chloromethane	--	1	U		U		U		U		U		U		U		U		U		U		U		U		U	
cis-1,2-dichloroethene	5	1	U		U		U		U		U		U		U		U		U		U		U		U		U	
dichlorodifluoromethane	5**	1	U		U		UJ		U		U		U		U		U		U		U		U		U		U	
methylene chloride	5	1	U		U		0.200 F		U		U		U		0.130 F		U		U		U		U		U		U	
tetrachloroethene	0.7	1	U		U		U		U		U		U		U		U		U		U		U		U		U	
trichloroethene (TCE)	5	1	U		U		U		0.110 F		U		U		U		U		U		U		U		U		U	
trans-1,2-Dichloroethene	5	1	U		U		U		U		U		U		U		U		U		U		U		U		U	
vinyl chloride	0.3	1	U		U		U		U		U		U		U		U		U		U		U		U		U	
Metals (µg/L) [Dissolved / Total][1]																												
aluminum	100	200	58.1 F	84.6 F	U	54.2 F	U	U	76 F	85 F	U	49 F	U	60 F	U	64 F	U	**490**	U	86 F	U	63 F	82 F	**840**	U	**520**	U	U
arsenic	50	30	U	U	U	U	U	U	U	U	U	U	U	U	U	U	U	U	U	U	U	U	U	U	U	U	U	U
barium	1,000	50	132	150	119	120	130	140	84	89	200	200	200	200	160	160	99	130	160	U	200	200	63	68	86	120	160	170
boron	1,000	110	37.5	34.2	NA	NA	NA	NA	NA	NA	26	30	NA	NA	NA	NA	17	20	17	17	NA	NA	NA	NA	NA	NA	U	U
calcium	--	1,100	99,100	109,000	109,000	110,000	91,000	93,000	74,000	78,000	94,000	98,000	99,000	99,000	97,000	98,000	76,000	83,000	51,000	53,000	86,000	86,000	47,000	52,000	68,000	77,000	89,000	91,000
chromium	50	10	U	U	U	U	2.9 F	2.0 F	2.8 F	2.1 F	U	4.2 F	2.0 F	2.0 F	3.8 F	U	U	U	U	U	3.4 F	3.1 F	U	3.3 F	U	U	U	U
copper	200	10	U	U	U	U	2.1 F	3.1 F	U	U	U	U	U	U	U	U	2.5 F	4.5 F	U	U	U	U	3.8 F	6.6 F	U	U	U	U
iron	300	200	23.3 F	179 F	39.9 F	223	52 F	230	150 F	280	39 F	280	74 F	**330**	22 F	**370**	150 F	**1,100**	97 F	**360**	44 F	**330**	200	**1,900**	70 F	**1,700**	97 F	210
magnesium	35,000	1,000	20,200	21,000	20,100	20,200	18,000	19,000	12,000	13,000	22,000	23,000	25,000	25,000	19,000	20,000	14,000	15,000	13,000	13,000	20,000	20,000	8,900	9,700	15,000	17,000	20,000	21,000
manganese	300	10	190	195	296	**301**	290	**310**	190	210	**750**	**830**	**430**	**460**	**490**	**530**	140	230	140	150	**430**	**430**	**540**	**560**	110	240	48	53
mercury	0.7	1	NA	NA	NA	NA	NA	NA	NA	NA	NA	NA	NA	NA	NA	NA	NA	NA	NA	NA	NA	NA	NA	NA	U	U	U	U
molybdenum	--	15	1.5 F	U	U	U	U	U	U	U	U	U	U	U	U	U	U	U	U	U	U	U	U	U	U	U	U	U
nickel	100	20	U	U	U	U	U	U	U	U	U	U	U	U	U	U	U	U	U	U	U	1.5 F	U	2.4 F	U	U	U	U
potassium	--	1,000	1,750	1,890	2,060	2,110	1,900	1,900	1,700	1,800	1,600	1,800	1,800	1,800	2,100	2,100	1,700	2,000	980 F	1,000	1,900	2,000	1,300	2,000	1,900	2,000	1,700	1,700
selenium	10	30	U	U	U	U	U	U	U	U	U	U	U	U	U	U	U	U	U	U	U	U	U	U	U	U	U	U
silver	50	10	U	U	U	U	U	U	U	U	U	U	U	U	U	U	U	U	U	U	U	U	U	U	U	U	U	U
sodium	--	1,000	86,400	96,600	94,700	96,600	71,000	71,000	70,000	73,000	71,000	72,000	77,000	78,000	110,000	110,000	76,000	81,000	35,000	36,000	69,000	69,000	64,000	60,000	68,000	73,000	88,000	87,000
vanadium	--	10	U	U	U	U	U	U	U	U	U	0.81 F	U	U	U	0.83 F	U	1.9 F	U	0.93 F	U	U	U	3.0 F	U	U	U	U
zinc	2,000	20	10.4 F	3.3 F	37.3 B	22 B	9.7 F	9.2 F	8.4 F	13 F	U	7.3 F	38 B	26 B	51 B	37 B	14 F	26 B	13 F	20	12 F	15 F	74 B	98 B	U	13 F	U	U
Leachate Indicators (mg/L)																												
alkalinity, Total	--	10	279		250		230		170		230		250		230		190		130		210		130 B		180		220	
ammonia	2	0.2	U		0.041 F		0.050		0.024 F		0.13		0.028 F		0.14		0.017 F		0.21		0.23		0.036 F		0.15		0.048 F	
BOD5	--	2.4	U		U		U		U		U		U		U		3.0		U		U		2.3		14		U	
bromide	2	0.5	0.31 F		0.14 F		0.11		0.12 F		0.21		0.24		0.23		0.13 F		0.2		0.25		UJ		0.17 F		0.19 F	
COD	--	5	U		16		16 B		28 B		20 B		8.5 F		11 B		17		17		13		26 B		15		18	
chloride	250	1	144		180		130		130		140		150		190		140		72		130		91		140		160	
color	15	5	**18 B**		NA		NA		NA		**25**		NA		NA		**30**		**20**		NA		NA		**20**		NA	
hardness, Total	--	1	370		350		300		240		330		350		350		270		190		290		180		260		300	
nitrate	10	1	0.44 F		0.3 F		0.67		0.80		0.11		0.031 F		0.67		0.77		0.23		0.29		0.32		0.20 F		0.13 F	
TKN	1	0.2	U		0.12 F		0.26 F		0.25		0.25 B		0.21 B		0.31		0.40		0.26		0.42		0.58		**2.8**		0.37	
sulfate	250	1	52		53		46		36		47		44		45		39		23		37		22		38		41	
TDS	500	10	**636**		**4,600**		**550**		460		**580**		**600**		**630**		470		310		460		370		390		**600**	
TOC	--	1	3		2.7		3.4		4.7		4.2		3.3		2.9		3.8		3.4		3.9		6.3 B		3.6		2.2	
phenolics, Total	--	0.005	0.015		U		U		U		U		U		U		U		0.0015 F		U		U		NA		NA	

For notes, please refer to the end of the tables section.

Table 6-2
Groundwater and Surface Water Sampling Results (continued)

Location of Well	NYSDEC Class A Surface Water Standards	Reporting Limit	LF6SW-2																	
Date of Collection			9/17/2009		3/25/2010	9/16/2010	6/8/2011													
Sample ID No.			LF6SW0201NA		LF6SW0201OA	LF6SW0201PA	LF6SW0101PA													
Depth to Water (ft)			Surface Water		Surface Water	Surface Water	Surface Water													
VOCs (µg/L)																				
1,2-dichlorobenzene	3	1	U		U	U	U													
1,4-dichlorobenzene	3	0.5	U		U	U	U													
acetone	50	10	1.54 F		3.67 F	1.22 FB	4.4 F													
benzene	1	0.1	U		0.180 F	U	U													
carbon disulfide	--	0.5	U		U	U	U													
chlorobenzene	5	0.5	U		0.420 F	U	U													
chloroform	7	0.3	U		U	U	U													
chloromethane	--	1	U		U	U	U													
cis-1,2-dichloroethene	5	1	U		U	U	U													
dichlorodifluoromethane	5**	1	U		U	U	U													
methylene chloride	5	1	U		U	U	U													
tetrachloroethene	0.7	1	U		U	U	U													
trichloroethene (TCE)	5	1	U		U	U	U													
trans-1,2-Dichloroethene	5	1	U		U	U	U													
vinyl chloride	0.3	1	U		U	U	U													
Metals (µg/L) [Dissolved / Total][1]																				
aluminum	100	200	U	U	47 F	U	NA													
arsenic	50	30	U	U	U	U	NA													
barium	1,000	50	200	200	120	180	NA													
boron	1,000	110	U	U	26 B	NA	NA													
calcium	--	1,100	100,000	100,000	81,000	98,000	NA													
chromium	50	10	U	U	U	U	NA													
copper	200	10	U	U	U	U	NA													
iron	300	200	41 F	230	**380**	190 F	NA													
magnesium	35,000	1,000	24,000	24,000	17,000	22,000	NA													
manganese	300	10	130	130	260	140	NA													
mercury	0.7	1	U	U	U	U	NA													
molybdenum	--	15	U	U	U	U	NA													
nickel	100	20	U	U	U	U	NA													
potassium	--	1,000	2,000	1,900	1,700	2,100	NA													
selenium	10	30	U	U	U	U	NA													
silver	50	10	U	U	U	U	NA													
sodium	--	1,000	92,000	89,000	66,000	86,000	NA													
vanadium	--	10	U	U	U	U	NA													
zinc	2,000	20	U	U	7.4 F	4.8 F	NA													
Leachate Indicators (mg/L)																				
alkalinity, Total	--	10	250		210	250	200													
ammonia	2	0.2	0.025 F		U	U	0.17													
BOD5	--	2.4	U		U	U	U													
bromide	2	0.5	0.25 F		0.19 F	U	0.16 F													
COD	--	5	9.0 F		13	U	U													
chloride	250	1	170		140	170	150													
color	15	5	NA		**20**	NA	U													
hardness, Total	--	1	360		270	330	260													
nitrate	10	1	0.15 F		0.8	U	0.52													
TKN	1	0.2	U		0.43 B	0.25 B	0.47 F													
sulfate	250	1	43		37	40	35													
TDS	500	10	**620**		480	**510**	490													
TOC	--	1	2.2		5.2	2.3	2.1													
phenolics, Total	--	0.005	U		U	U	NA													

For notes, please refer to the end of the tables section.

Table 6-2

Groundwater and Surface Water Sampling Results (continued)

Location of Well	NYSDEC Class A Surface Water Standards	Reporting Limit	LF6SW-3																							
Date of Collection			7/6/2006		9/19/2006		12/14/2006		4/18/2007		6/21/2007		10/1/2007		12/11/2007		4/7/2008		6/18/2008		10/1/2008		12/10/2008		4/16/2009		6/30/2009	
Sample ID No.			LF6SW0301AA		LF6SW0301BB		LF6SW0301CA		LF6SW0301DA		LF6SW0301EA		LF6SW0301FA		LF6SW0301GA		LF6SW0301HA		LF6SW0301IA		LF6SW0301JA		LF6SW0301KA		LF6SW0301LA		LF6SW0301MA	
Depth to Water (ft)			Surface Water		Surface Water		Surface Water		Surface Water		Surface Water		Surface Water		Surface Water		Surface Water		Surface Water		Surface Water		Surface Water		Surface Water		Surface Water	
VOCs (µg/L)																												
1,2-dichlorobenzene	3	1	U		U		U		UJ		U		U		U		U		U		U		U		U		U	
1,4-dichlorobenzene	3	0.5	U		0.1 F		U		UJ		0.130 F		U		U		U		U		U		U		U		U	
acetone	50	10	1.2 F		1.4 F		U		UJ		U		U		U		U		2.94 F		U		2.49 F		2.01 F		2.16 F	
benzene	1	0.1	U		U		U		UJ		U		U		0.140 F		U		U		U		U		U		U	
carbon disulfide	--	0.5	U		U		U		U		U		U		0.140 F		U		U		U		U		U		U	
chlorobenzene	5	0.5	U		0.13 F		0.310 F		0.370 F		U		U		0.470 F		U		U		U		0.140 F		0.220 F		U	
chloroform	7	0.3	U		U		U		U		U		U		U		U		U		U		U		U		U	
chloromethane	--	1	U		U		U		UJ		U		U		U		U		U		U		U		U		U	
cis-1,2-dichloroethene	5	1	U		U		U		UJ		U		U		U		U		U		U		U		U		U	
dichlorodifluoromethane	5**	1	U		U		UJ		UJ		U		U		U		U		U		U		U		U		U	
methylene chloride	5	1	U		U		U		0.130 F		U		U		0.140 F		U		U		U		U		U		U	
tetrachloroethene	0.7	1	U		U		U		U		U		U		U		U		U		U		U		U		U	
trichloroethene (TCE)	5	1	U		U		U		UJ		U		U		U		U		U		U		U		U		U	
trans-1,2-Dichloroethene	5	1	U		U		U		U		U		U		U		U		U		U		U		U		U	
vinyl chloride	0.3	1	U		U		U		UJ		U		U		U		U		U		U		U		U		U	
Metals (µg/L) [Dissolved / Total][1]																												
aluminum	100	200	55.7 F	71.5 F	U	45.2 F	U	61 F	77 F	**210**	U	U	U	U	U	56 F	U	81 F	U	70 F	41 F	56 F	**180 F**	**1,800**	U	**180 F**	U	U
arsenic	50	30	U	U	U	U	U	U	U	U	U	U	U	U	U	U	U	U	U	U	U	U	U	U	U	U	U	U
barium	1,000	50	132	155	193	198	140	140	99	99	210	220	220	230	170	170	110	110	180	180	210	220	70	82	120	130	180	180
boron	1,000	110	35.7	29.4	NA	NA	NA	NA	NA	NA	23	28	NA	NA	NA	NA	23	22	19	19	NA	NA	NA	NA	U	U	U	U
calcium	--	1,100	91,200	102,000	94,200	96,400	87,000	87,000	78,000	79,000	86,000	92,000	90,000	94,000	93,000	90,000	74,000	73,000	53,000	55,000	81,000	81,000	41,000	44,000	74,000	76,000	97,000	92,000
chromium	50	10	U	U	U	U	3.2 F	2.0 F	2.2 F	3.5 F	U	4.2 F	7.8 F	U	3.1 F	3.8 F	2.7 F	2.5 F	1.5 F	1.6 F	3.7 F	3.1 F	U	4.7 F	U	U	U	U
copper	200	10	1.3 F	U	U	U	2.7 F	3.1 F	U	U	U	U	U	U	U	U	U	U	U	U	U	U	U	10	U	U	U	U
iron	300	200	21.3 F	161 F	48.3 F	231	57 F	250	88 F	**430**	49 F	230	51 F	210	2.7 F	270	94 F	240	100 F	**320**	55 F	280	86 F	**2,700**	70 F	**650**	94 F	190 F
magnesium	35,000	1,000	19,400	20,600	22,600	23,100	18,000	18,000	13,000	14,000	21,000	22,000	23,000	24,000	20,000	20,000	16,000	15,000	14,000	14,000	20,000	20,000	6,700	7,000	16,000	16,000	22,000	21,000
manganese	300	10	126	161	**383**	**386**	270	280	190	200	**520**	**570**	220	230	**460**	**450**	120	120	130	150	**320**	**330**	110	**310**	140	160	100	99
mercury	0.7	1	NA	NA	NA	NA	NA	NA	NA	NA	NA	NA	NA	NA	NA	NA	NA	NA	NA	NA	NA	NA	NA	NA	U	U	U	U
molybdenum	--	15	1.2 F	U	U	U	U	U	U	U	U	U	U	U	U	U	U	U	U	U	U	U	U	U	U	U	U	U
nickel	100	20	U	U	U	U	1.3 F	U	U	U	U	U	2.2 F	U	U	U	U	U	U	U	U	1.2 F	U	3.0 F	U	U	U	U
potassium	--	1,000	1,680	1,840	1,780	1,860	1,800	1,800	1,700	1,800	1,600	1,800	1,800	1,900	2,000	2,000	1,800	1,800	1,000	1,100	1,900	1,900	1,000	1,700	1,600	1,700	1,500	1,600
selenium	10	30	U	U	U	U	U	U	U	U	U	U	U	U	U	U	U	U	U	U	U	U	U	U	U	U	U	U
silver	50	10	U	U	U	U	U	U	U	U	U	U	U	U	U	U	U	U	U	U	U	U	U	U	U	U	U	U
sodium	--	1,000	80,000	91,400	80,700	82,800	67,000	67,000	77,000	76,000	70,000	73,000	77,000	80,000	100,000	100,000	74,000	73,000	37,000	38,000	66,000	66,000	66,000	85,000	72,000	72,000	85,000	80,000
vanadium	--	10	U	U	U	U	U	U	U	U	U	U	U	U	U	0.74 F	U	U	U	1.1 F	U	U	U	5.3 F	U	U	U	U
zinc	2,000	20	4.1 F	3.2 F	34.3 B	26.1 B	7.5 F	14 F	8.0 F	8.5 F	U	U	35 B	64 B	38 B	23 B	14 F	14 F	19 F	16 F	12 F	15 F	79 B	13 B	U	5.1 F	U	4.5 F
Leachate Indicators (mg/L)																												
alkalinity, Total	--	10	267		220		220		180		220		240		230		180		140		190		100 B		190		230	
ammonia	2	0.2	U		0.067 B		0.029 F		0.021 F		0.17		0.031 F		0.091		0.022 F		0.17		0.15		0.057		0.041 F		0.028 F	
BOD5	--	2.4	U		U		U		U		U		U		U		U		U		U		2.3		2.6		U	
bromide	2	0.5	0.31 F		0.2 F		0.11		0.14 F		0.23		0.26		0.23		0.16		0.21 F		0.25		UJ		0.18 F		0.21 F	
COD	--	5	26.7 B		11		22 B		21 B		17 B		8.5 F		11 B		11		13		10		26 B		87		14	
chloride	250	1	154		160		120		140		140		150		170		130		70		120		120		140		150	
color	15	5	13 B		NA		NA		NA		**20**		NA		NA		**20**		**20**		NA		NA		10		NA	
hardness, Total	--	1	340		380		290		250		310		330		290		240		180		300		140		270		290	
nitrate	10	1	0.38 F		0.15 F		0.60		0.77		0.12 F		0.041 F		0.59		0.45		0.23 F		0.25		0.48		0.37 F		0.13 F	
TKN	1	0.2	U		0.22 F		0.21 F		0.20		0.31 B		0.17 F		0.19 F		0.19 F		0.34		0.35		0.5		0.24		0.19 F	
sulfate	250	1	50.1		47		44		37		46		42		43		36		23		37		17		37		39	
TDS	500	10	**620**		**570**		**520**		**500**		**550**		**630**		**590**		460		320		390		370		470		**590**	
TOC	--	1	2.6		2.8		3.7		4.0		3.6		3.6		2.9		2.7		3.1		3.4		4.7 B		2.1		2.0	
phenolics, Total	--	0.005	U		U		U		U		U		U		U		U		U		U		U		NA		NA	

For notes, please refer to the end of the tables section.

Table 6-2
Groundwater and Surface Water Sampling Results (continued)

Location of Well	NYSDEC Class A Surface Water Standards	Reporting Limit	LF6SW-3																	
Date of Collection			9/17/2009		3/24/2010	9/16/2010	6/6/2011													
Sample ID No.			LF6SW0301NA		LF6SW0301OA	LF6SW0301PA	LF6SW0301PA													
Depth to Water (ft)			Surface Water		Surface Water	Surface Water	SurfaceWater													
VOCs (µg/L)																				
1,2-dichlorobenzene	3	1	U		U	U	U													
1,4-dichlorobenzene	3	0.5	U		U	U	U													
acetone	50	10	2.49 F		2.60 F	1.34 FB	3.1 F													
benzene	1	0.1	U		0.110 F	U	U													
carbon disulfide	--	0.5	U		U	U	U													
chlorobenzene	5	0.5	U		0.300 F	U	U													
chloroform	7	0.3	U		U	U	U													
chloromethane	--	1	U		U	U	U													
cis-1,2-dichloroethene	5	1	U		U	U	U													
dichlorodifluoromethane	5**	1	U		U	U	U													
methylene chloride	5	1	U		U	U	U													
tetrachloroethene	0.7	1	U		U	U	U													
trichloroethene (TCE)	5	1	U		U	U	U													
trans-1,2-Dichloroethene	5	1	U		U	U	U													
vinyl chloride	0.3	1	U		U	U	U													
Metals (µg/L) [Dissolved / Total][1]																				
aluminum	100	200	U	63 F	87 F	U	NA													
arsenic	50	30	U	U	U	U	NA													
barium	1,000	50	220	230	120	190	NA													
boron	1,000	110	U	U	21 B	NA	NA													
calcium	--	1,100	92,000	94,000	72,000	95,000	NA													
chromium	50	10	U	U	U	U	NA													
copper	200	10	U	U	U	U	NA													
iron	300	200	39 F	**500**	**350**	160 F	NA													
magnesium	35,000	1,000	23,000	24,000	15,000	22,000	NA													
manganese	300	10	100	140	270	92	NA													
mercury	0.7	1	U	U	U	U	NA													
molybdenum	--	15	U	U	U	U	NA													
nickel	100	20	U	U	U	2.6 F	NA													
potassium	--	1,000	1,900	1,800	1,500	2,000	NA													
selenium	10	30	U	U	U	U	NA													
silver	50	10	U	U	U	U	NA													
sodium	--	1,000	83,000	83,000	56,000	83,000	NA													
vanadium	--	10	U	U	U	U	NA													
zinc	2,000	20	U	5.7 F	12 F	4.5 F	NA													
Leachate Indicators (mg/L)																				
alkalinity, Total	--	10	240		190	240	200													
ammonia	2	0.2	0.059		U	U	0.24													
BOD5	--	2.4	U		U	U	U													
bromide	2	0.5	0.23 F		0.18 F	U	0.17 F													
COD	--	5	11		19	7.9 F	4.6 F													
chloride	250	1	160		110	170	150													
color	15	5	NA		**30**	NA	U													
hardness, Total	--	1	350		240	330	250													
nitrate	10	1	0.13 F		0.87	U	0.43 F													
TKN	1	0.2	0.14 F		0.61 B	0.24 B	0.53 F													
sulfate	250	1	41		32	40	35													
TDS	500	10	**590**		430	**530**	490													
TOC	--	1	1.9		6.2	2.4	2.2													
phenolics, Total	--	0.005	U		U	U	NA													

For notes, please refer to the end of the tables section.

Table 6-2

Groundwater and Surface Water Sampling Results (continued)

Location of Well	NYSDEC Class A Surface Water Standards	Reporting Limit	LF6W-1																							
Date of Collection			7/6/2006		9/19/2006		12/14/2006		4/17/2007		6/21/2007		10/1/2007		12/11/2007		4/8/2008		6/18/2008		10/1/2008		12/10/2008		4/16/2009		7/1/2009	
Sample ID No.			NS		NS		LF6WT0101CA		LF6WT0101DA		LF6WT0101EA		LF6WT0101FA		LF6WT0101GA		LF6WT0101HA		LF6WT0101IA		LF6WT0101JA		LF6WT0101KA		LF6WT0101LA		LF6WT0101MA	
Depth to Water (ft)			Surface Water		Surface Water		Surface Water		Surface Water		Surface Water		Surface Water		Surface Water		Surface Water		Surface Water		Surface Water		Surface Water		Surface Water		Surface Water	
VOCs (µg/L)																												
1,2-dichlorobenzene	3	1	NS		NS		U		U		NS		NS		NS		U		NS		NS		U		U		U	
1,4-dichlorobenzene	3	0.5	NS		NS		U		U		NS		NS		NS		0.190 F		NS		NS		U		U		U	
acetone	50	10	NS		NS		2.17 F		U		NS		NS		NS		U		NS		NS		U		1.70 F		1.87 F	
benzene	1	0.1	NS		NS		U		U		NS		NS		NS		U		NS		NS		U		U		U	
carbon disulfide	--	0.5	NS		NS		U		U		NS		NS		NS		U		NS		NS		U		U		U	
chlorobenzene	5	0.5	NS		NS		U		U		NS		NS		NS		U		NS		NS		U		U		U	
chloroform	7	0.3	NS		NS		U		U		NS		NS		NS		U		NS		NS		U		U		U	
chloromethane	--	1	NS		NS		U		U		NS		NS		NS		U		NS		NS		U		U		U	
cis-1,2-dichloroethene	5	1	NS		NS		2.13		2.67 J		NS		NS		NS		U		NS		NS		U		**11.7**		**27.4**	
dichlorodifluoromethane	5**	1	NS		NS		UJ		U		NS		NS		NS		U		NS		NS		U		U		U	
methylene chloride	5	1	NS		NS		0.300 F		U		NS		NS		NS		U		NS		NS		U		U		U	
tetrachloroethene	0.7	1	NS		NS		U		U		NS		NS		NS		U		NS		NS		0.110 F		0.660 F		0.420 F	
trichloroethene (TCE)	5	1	NS		NS		0.140 F		0.460 F		NS		NS		NS		U		NS		NS		U		**11.0**		**12.9**	
trans-1,2-Dichloroethene	5	1	NS		NS		U		U		NS		NS		NS		U		NS		NS		U		0.220 F		0.350 F	
vinyl chloride	0.3	1	NS		NS		**0.690 F**		U		NS		NS		NS		U		NS		NS		U		**3.36**		**3.36**	
Metals (µg/L) [Dissolved / Total][1]																												
aluminum	100	200	NS	NS	NS	NS	U	U	62 F	54 F	NS	NS	NS	NS	NS	NS	U	**990**	NS	NS	NS	NS	**120 F**	**320**	U	**1,700**	U	330
arsenic	50	30	NS	NS	NS	NS	U	U	U	U	NS	NS	NS	NS	NS	NS	U	U	NS	NS	NS	NS	U	U	U	U	U	U
barium	1,000	50	NS	NS	NS	NS	41 F	41 F	26 F	25 F	NS	NS	NS	NS	NS	NS	100	190	NS	NS	NS	NS	40 F	42 F	47 F	61	80	81
boron	1,000	110	NS	NS	NS	NS	NA	NA	NA	NA	NS	NS	NS	NS	NS	NS	58	59	NS	NS	NS	NS	NA	NA	NA	NA	U	U
calcium	--	1,100	NS	NS	NS	NS	100,000	100,000	64,000	61,000	NS	NS	NS	NS	NS	NS	60,000	65,000	NS	NS	NS	NS	73,000	71,000	140,000	150,000	18,000	18,000
chromium	50	10	NS	NS	NS	NS	U	U	1.9 F	1.6 F	NS	NS	NS	NS	NS	NS	U	1.9 F	NS	NS	NS	NS	U	U	U		U	U
copper	200	10	NS	NS	NS	NS	3.0 F	4.3 F	U	U	NS	NS	NS	NS	NS	NS	U	4.9 F	NS	NS	NS	NS	U	4.5 F	U	6.4 F	U	U
iron	300	200	NS	NS	NS	NS	9.3 F	12 F	8.9 F	42 F	NS	NS	NS	NS	NS	NS	16 F	**360**	NS	NS	NS	NS	U	240	U	**1,800**	49 F	**630**
magnesium	35,000	1,000	NS	NS	NS	NS	9,600	9,700	6,600	6,300	NS	NS	NS	NS	NS	NS	8,700	9,100	NS	NS	NS	NS	8,700	9,300	13,000	14,000	15,000	15,000
manganese	300	10	NS	NS	NS	NS	54 J	39 J	5.7 F	6.7 F	NS	NS	NS	NS	NS	NS	9.1 F	83	NS	NS	NS	NS	7.1 F	18	**850**	**1,400**	**5,800**	**5,800**
mercury	0.7	1	NA	NA	NA	NA	NA	NA	NA	NA	NA	NA	NA	NA	NA	NA	NA	NA	NA	NA	NA	NA	NA	NA	U	U	U	U
molybdenum	--	15	NS	NS	NS	NS	U	U	U	U	NS	NS	NS	NS	NS	NS	U	U	NS	NS	NS	NS	U	U	U	U	U	U
nickel	100	20	NS	NS	NS	NS	U	U	U	U	NS	NS	NS	NS	NS	NS	U	2.4 F	NS	NS	NS	NS	U	**500 F**	U	3.8 F	U	U
potassium	--	1,000	NS	NS	NS	NS	3,100	3,100	2,500	2,400	NS	NS	NS	NS	NS	NS	2,800	3,000	NS	NS	NS	NS	740 F	U	4,600	4,300	8,000	7,800
selenium	10	30	NS	NS	NS	NS	U	U	U	U	NS	NS	NS	NS	NS	NS	U	U	NS	NS	NS	NS	U	U	U	U	U	U
silver	50	10	NS	NS	NS	NS	U	U	U	U	NS	NS	NS	NS	NS	NS	U	U	NS	NS	NS	NS	U	U	U	U	U	U
sodium	--	1,000	NS	NS	NS	NS	3,600	3,600	5,600	5,300	NS	NS	NS	NS	NS	NS	8,400	8,700	NS	NS	NS	NS	4,100 B	5,500	4,700	4,500	6,000	5,700
vanadium	--	10	NS	NS	NS	NS	U	0.76 F	U	U	NS	NS	NS	NS	NS	NS	U	2.7 F	NS	NS	NS	NS	U	U	U	6.1 F	U	3.2 F
zinc	2,000	20	NS	NS	NS	NS	11 F	11 F	9.9 F	7.3 F	NS	NS	NS	NS	NS	NS	15 F	23 B	NS	NS	NS	NS	42 B	46 B	7.0 F	18 F	5.6 F	8.1 F
Leachate Indicators (mg/L)																												
alkalinity, Total	--	10	NS		NS		260		170		NS		NS		NS		180		NS		NS		190 B		390		480	
ammonia	2	0.2	NS		NS		U		U		NS		NS		NS		0.021 F		NS		NS		U		0.72		1.2	
BOD5	--	2.4	NS		NS		U		U		NS		NS		NS		U		NS		NS		U		U		3.5	
bromide	2	0.5	NS		NS		U		0.044 F		NS		NS		NS		0.035 F		NS		NS		UJ		0.093 F		0.1	
COD	--	5	NS		NS		22 B		19 B		NS		NS		NS		81		NS		NS		35		8.2 F		U	
chloride	250	1	NS		NS		1.8		11		NS		NS		NS		8.5		NS		NS		6.8		2.1		2.2	
color	15	5	NS		NS		NA		NA		NS		NS		NS		**20**		NS		NS		NA		U		NA	
hardness, Total	--	1	NS		NS		280		180		NS		NS		NS		200		NS		NS		200		410		500	
nitrate	10	1	NS		NS		0.022 F		0.41		NS		NS		NS		0.24 B		NS		NS		0.28 B		U		U	
TKN	1	0.2	NS		NS		0.24 F		0.15 F		NS		NS		NS		**1.3**		NS		NS		0.51		**2.6**		1.8	
sulfate	250	1	NS		NS		28		12		NS		NS		NS		20		NS		NS		7.2		39		46 J	
TDS	500	10	NS		NS		340		220		NS		NS		NS		180		NS		NS		180		470		**600**	
TOC	--	1	NS		NS		5.9		4.7		NS		NS		NS		6.0		NS		NS		5.6 B		7.7		7.2	
phenolics, Total	--	0.005	NS		NS		U		U		NS		U		NS		0.0030 F		NS		NS		U		NA		NA	

For notes, please refer to the end of the tables section.

Table 6-2
Groundwater and Surface Water Sampling Results (continued)

Location of Well	NYSDEC Class A Surface Water Standards	Reporting Limit	LF6W-1																			
Date of Collection			9/17/2009		3/24/2010	9/15/2010	6/6/2011															
Sample ID No.			LF6WT0101NA		LF6WT0101OA	LF6WT0101PA	LF6WT0101PA															
Depth to Water (ft)			Surface Water		Surface Water	Surface Water	Surface Water															
VOCs (µg/L)																						
1,2-dichlorobenzene	3	1	NS		U	NS	NS															
1,4-dichlorobenzene	3	0.5	NS		U	NS	NS															
acetone	50	10	NS		2.29 F	NS	NS															
benzene	1	0.1	NS		U	NS	NS															
carbon disulfide	--	0.5	NS		U	NS	NS															
chlorobenzene	5	0.5	NS		U	NS	NS															
chloroform	7	0.3	NS		U	NS	NS															
chloromethane	--	1	NS		U	NS	NS															
cis-1,2-dichloroethene	5	1	NS		U	NS	NS															
dichlorodifluoromethane	5**	1	NS		U	NS	NS															
methylene chloride	5	1	NS		U	NS	NS															
tetrachloroethene	0.7	1	NS		U	NS	NS															
trichloroethene (TCE)	5	1	NS		U	NS	NS															
trans-1,2-Dichloroethene	5	1	NS		U	NS	NS															
vinyl chloride	0.3	1	NS		U	NS	NS															
Metals (µg/L) [Dissolved / Total][1]																						
aluminum	100	200	NS	NS	**130 F**	NS	NS															
arsenic	50	30	NS	NS	U	NS	NS															
barium	1,000	50	NS	NS	35 F	NS	NS															
boron	1,000	110	NS	NS	7.2 F	NS	NS															
calcium	--	1,100	NS	NS	75,000	NS	NS															
chromium	50	10	NS	NS	U	NS	NS															
copper	200	10	NS	NS	U	NS	NS															
iron	300	200	NS	NS	120 F	NS	NS															
magnesium	35,000	1,000	NS	NS	9,500	NS	NS															
manganese	300	10	NS	NS	6.5 F	NS	NS															
mercury	0.7	1	NA	NA	U	NS	NS															
molybdenum	--	15	NS	NS	U	NS	NS															
nickel	100	20	NS	NS	U	NS	NS															
potassium	--	1,000	NS	NS	310 F	NS	NS															
selenium	10	30	NS	NS	U	NS	NS															
silver	50	10	NS	NS	U	NS	NS															
sodium	--	1,000	NS	NS	2,000 B	NS	NS															
vanadium	--	10	NS	NS	U	NS	NS															
zinc	2,000	20	NS	NS	7.5 F	NS	NS															
Leachate Indicators (mg/L)																						
alkalinity, Total	--	10	NS		190	NS	NS															
ammonia	2	0.2	NS		U	NS	NS															
BOD5	--	2.4	NS		U	NS	NS															
bromide	2	0.5	NS		U	NS	NS															
COD	--	5	NS		6.7 F	NS	NS															
chloride	250	1	NS		1.8	NS	NS															
color	15	5	NS		U	NS	NS															
hardness, Total	--	1	NS		230	NS	NS															
nitrate	10	1	NS		**12**	NS	NS															
TKN	1	0.2	NS		0.77	NS	NS															
sulfate	250	1	NS		4.2	NS	NS															
TDS	500	10	NS		200	NS	NS															
TOC	--	1	NS		4.1	NS	NS															
phenolics, Total	--	0.005	NS		U	NS	NS															

For notes, please refer to the end of the tables section.

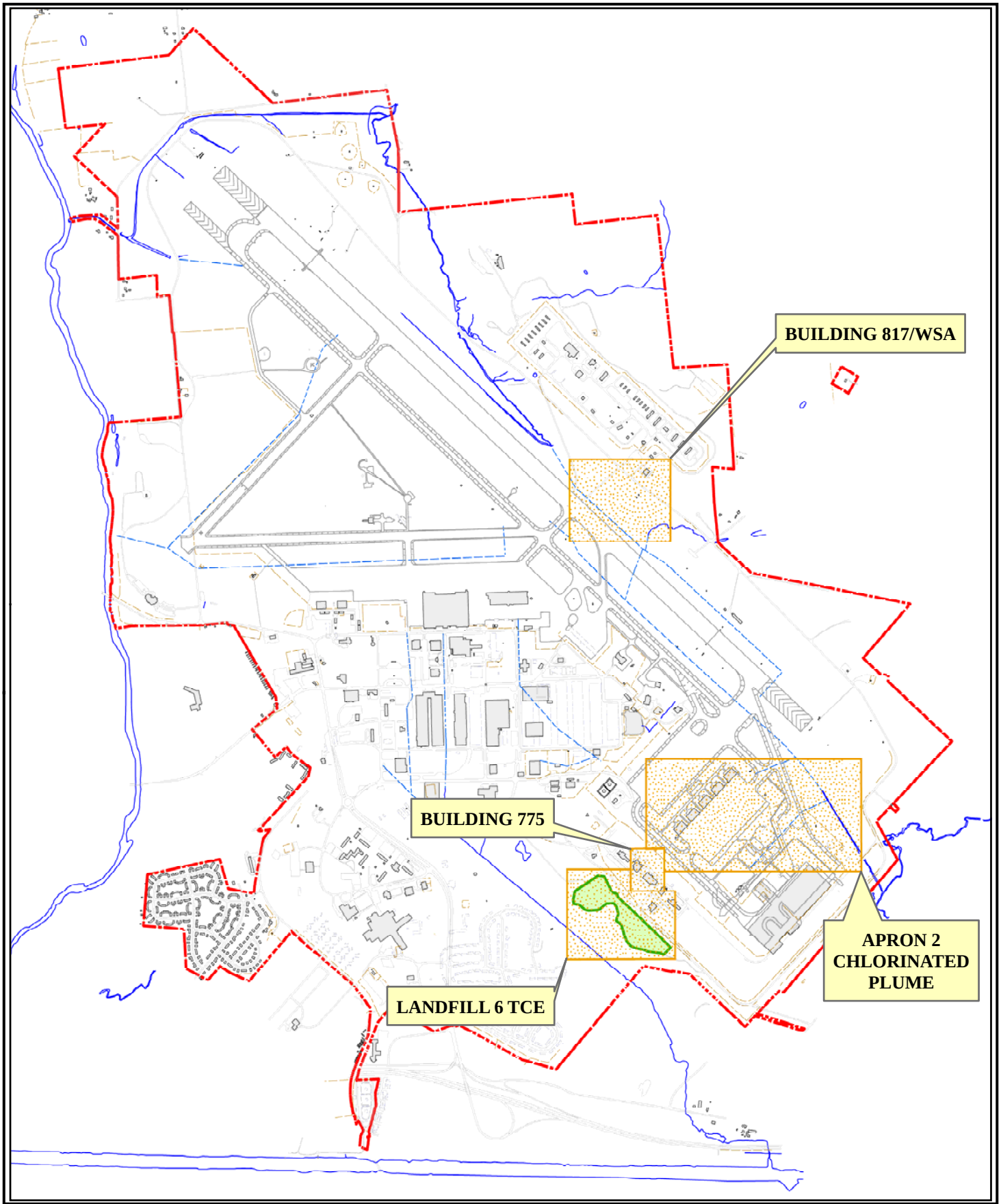

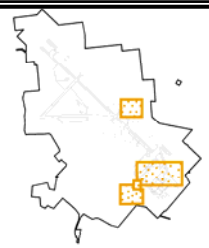

Key to Features

- Road
- Airfield
- Base Boundary
- Fenceline
- Storm Drain
- Surface Water
- Sites
- Landfill
- Existing Facilities
- Demolished Facilities

FIGURE 1-1
On Base Groundwater AOCs
Sites Map

1,200 600 0 1,200 2,400
Feet

N

UNITED STATES AIR FORCE
GRIFFISS AIR FORCE BASE
ROME, NEW YORK

December 1, 2009

FPM group

Y:\GIS_Projects\Griffiss\Projects\717-06-03\OBGW_Perf_Mon_WP\SiteLocMap.mxd

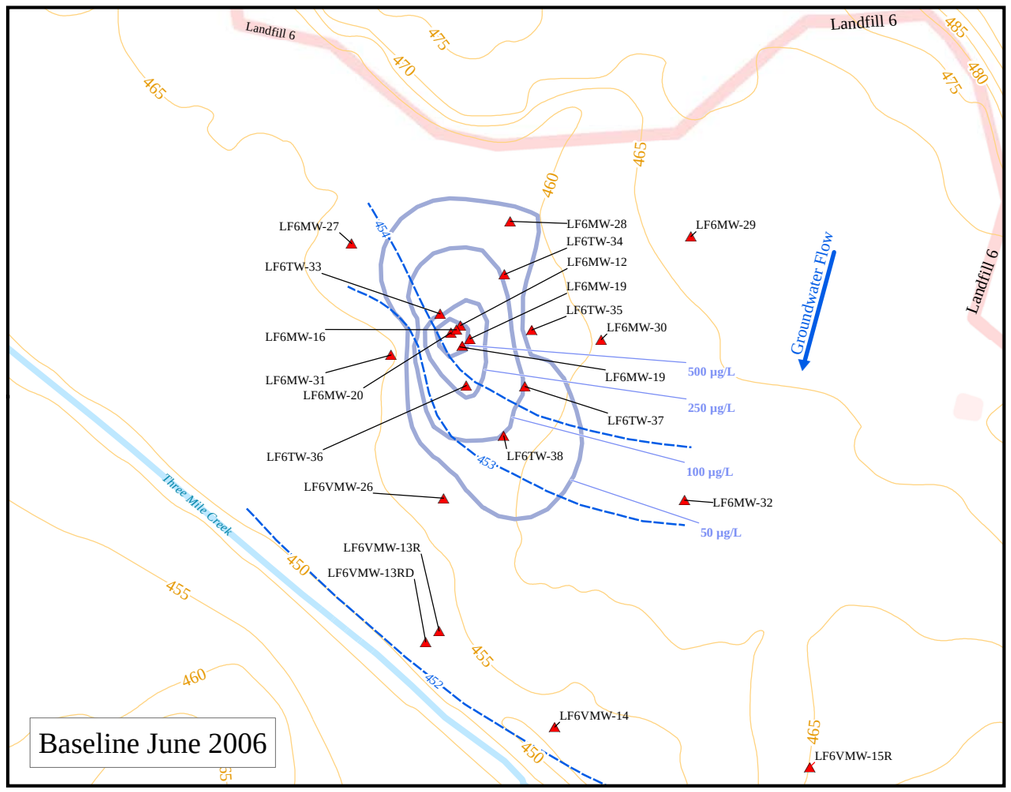

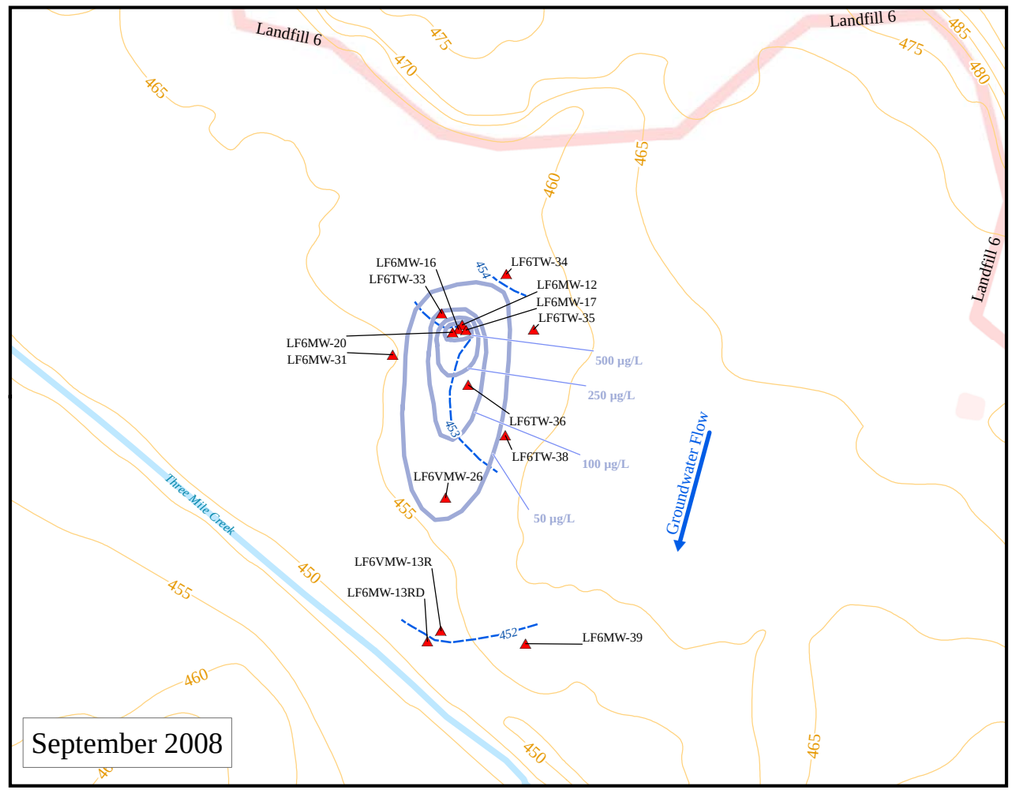

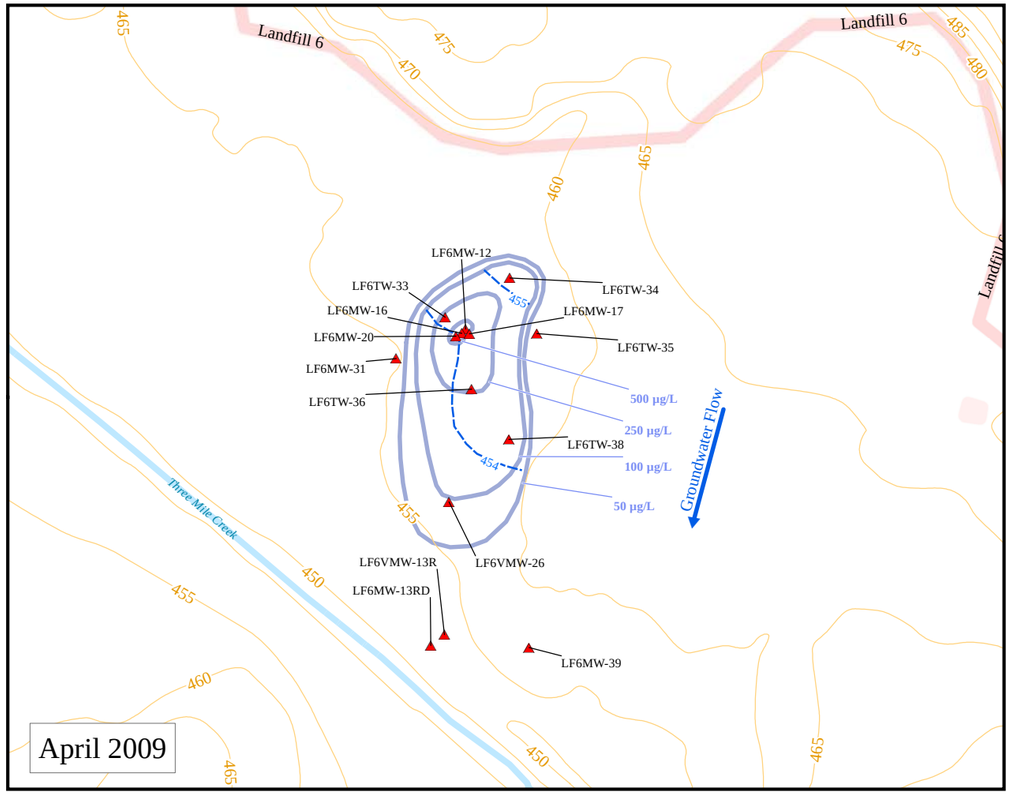

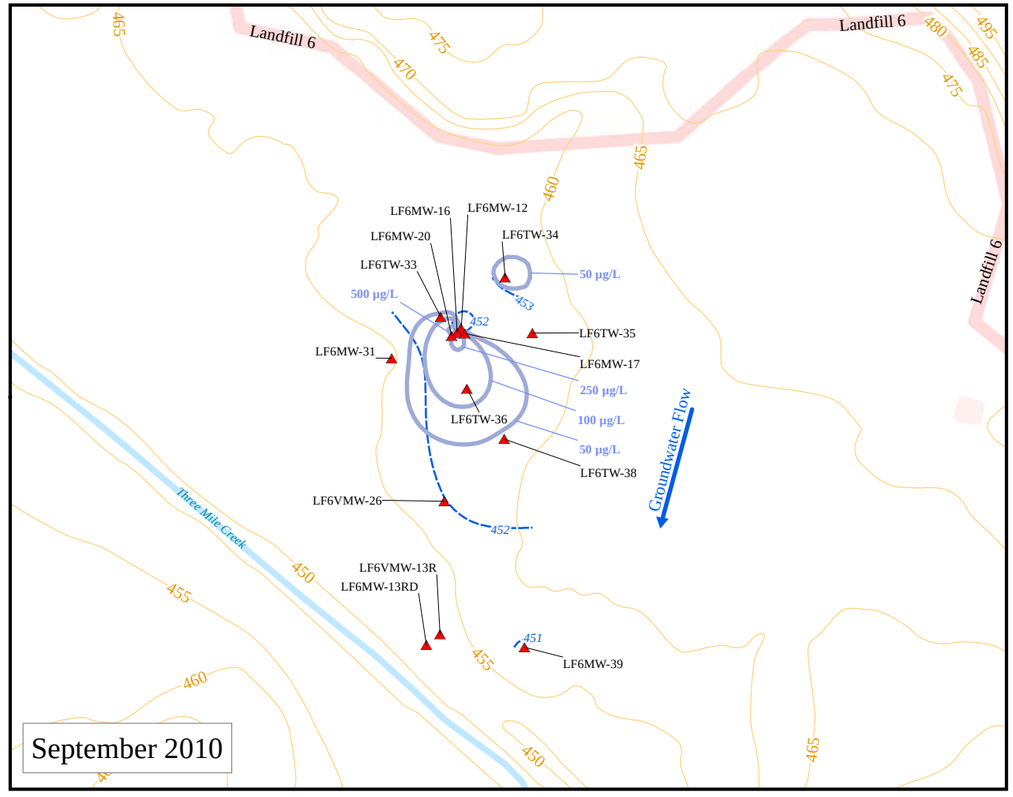



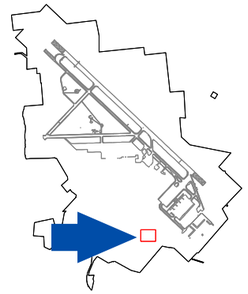

Site Location

Key to Features

- Monitoring Well
- Groundwater Contour (ft. AMSL)
- Culvert
- Storm Drain
- Surface Water
- Topography (ft. AMSL)
- TCE Contour (µg/L)
- Landfill 6 Boundary

0 50 100 200 300
Feet

UNITED STATES AIR FORCE
GRIFFISS AIR FORCE BASE
ROME, NEW YORK

Figure 2-1
Landfill 6
TCE Sampling Locations

FPM group

Y:\GIS_Projects\Griffiss\Projects\717-06-03\PM_Quarterly_Reports\Spring 2011\Fig2-2_LF6_TCE_Plume.mxd

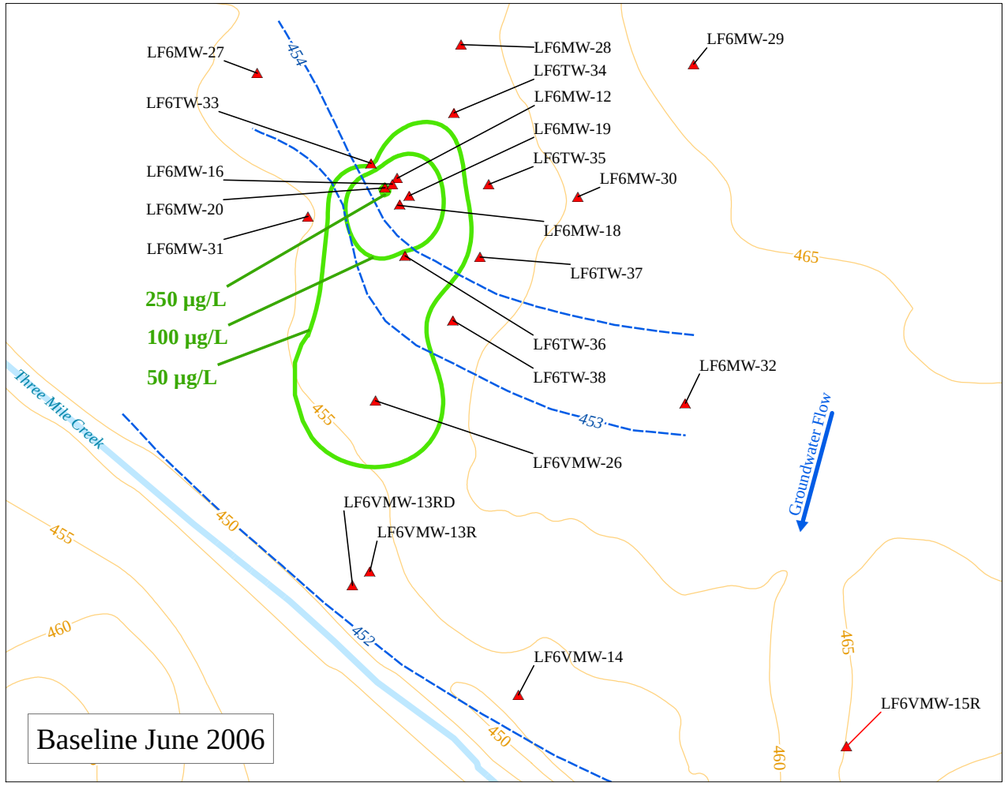

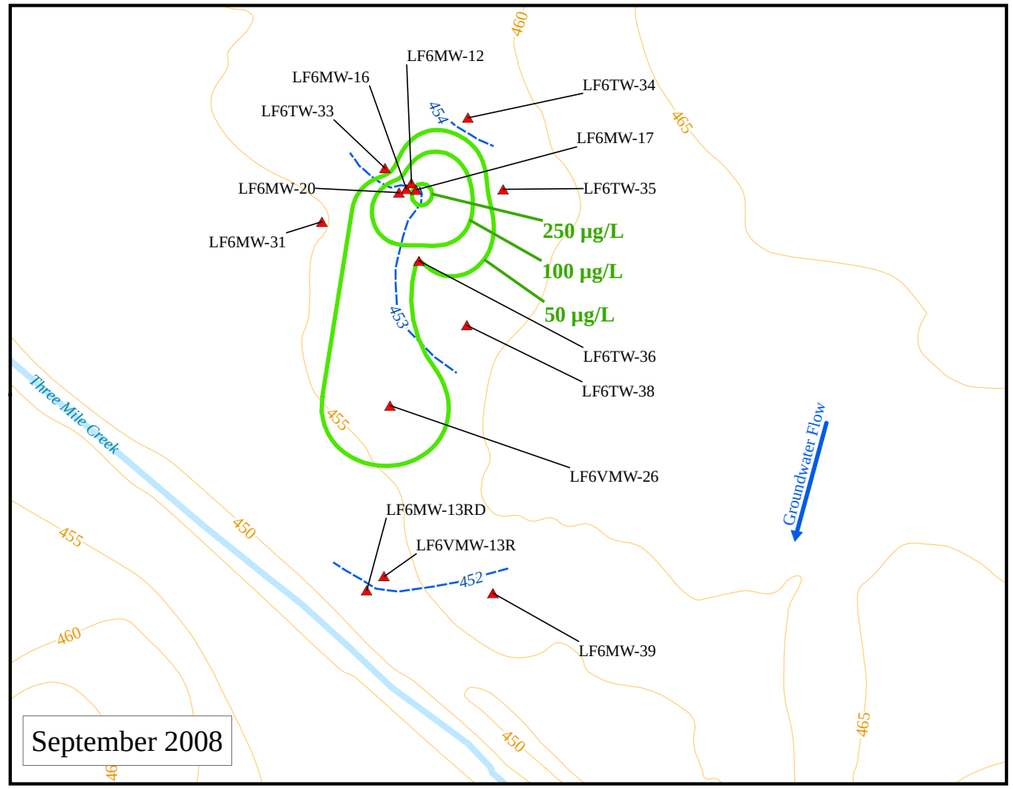

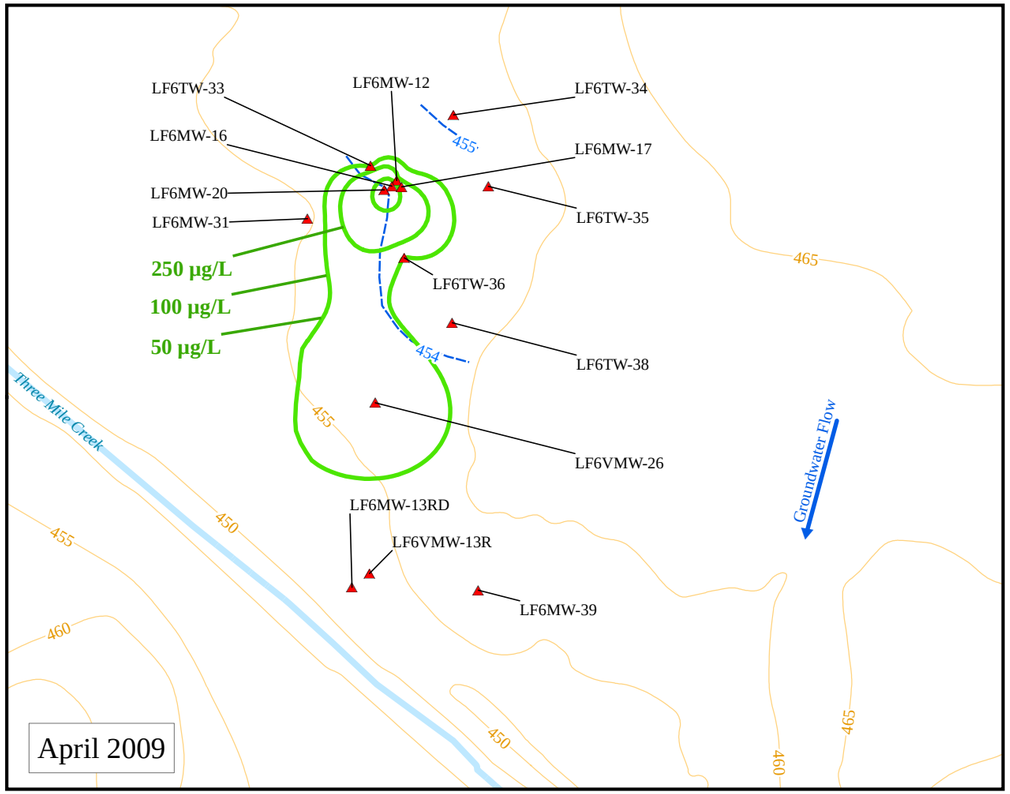

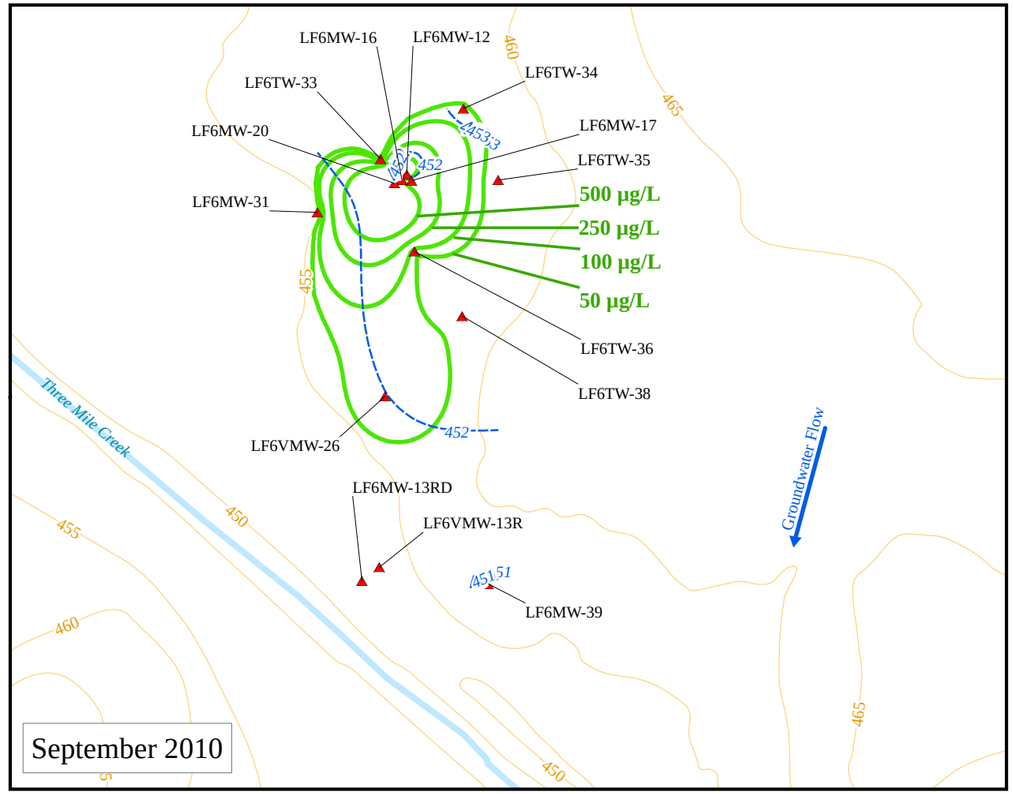

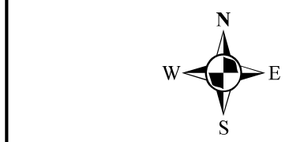

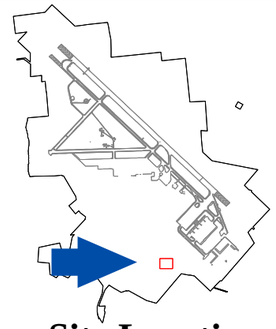

Site Location

Key to Features

- Monitoring Well
- cis-1,2-DCE Contour (µg/L)
- Groundwater Contour (ft. AMSL)
- Culvert
- Storm Drain
- Surface Water
- Topography (ft. AMSL)
- Landfill 6 Boundary

0 40 80 160 240

Feet

UNITED STATES AIR FORCE
GRIFFISS AIR FORCE BASE
ROME, NEW YORK

Figure 2-2
Landfill 6
cis-1,2-DCE Plume

FPM group

Y:\GIS_Projects\Griffiss\Projects\717-06-03\PM_Quarterly_Reports\Spring 2011\Fig2-2_LF6_DCE_Plume.mxd

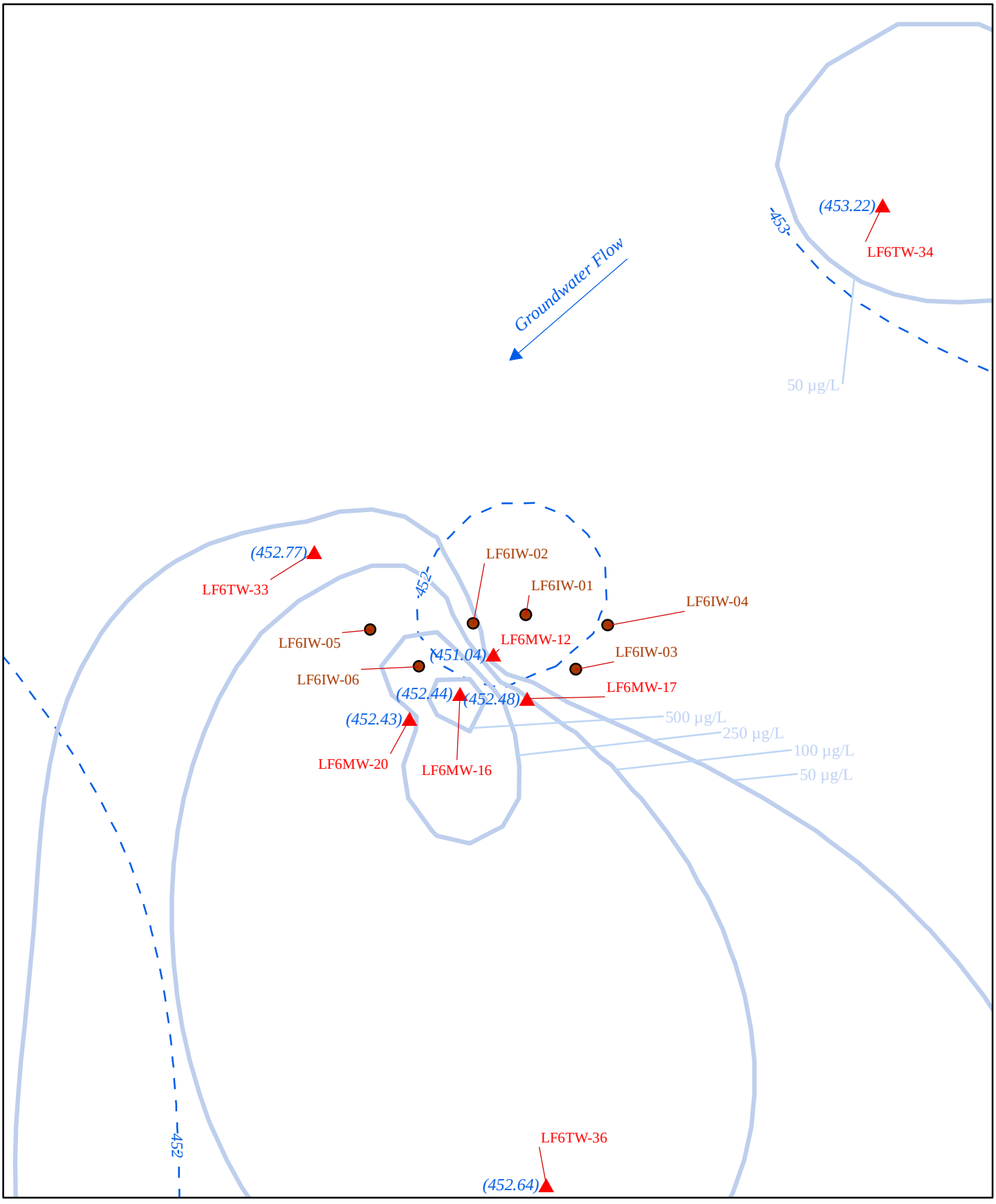

Legend

TCE Contour (µg/L) | Injection Well | Monitoring Well | Groundwater Contour (ft AMSL)

N

6 3 0 6 12 Feet

Figure 2-3: LF6 TCE Hot Spot Details

UNITED STATES AIR FORCE
FORMER GRIFFISS AIR FORCE BASE
ROME, NY

FPM group **Date: 11/28/2011**

Y:\GIS_Projects\Griffiss\Projects\717-06-03\PM_Quarterly_Reports\Spring2011\Fig2-3_LF6_HotSpot.mxd

Figure 2-4
LF6MW-16 VOCs Trend

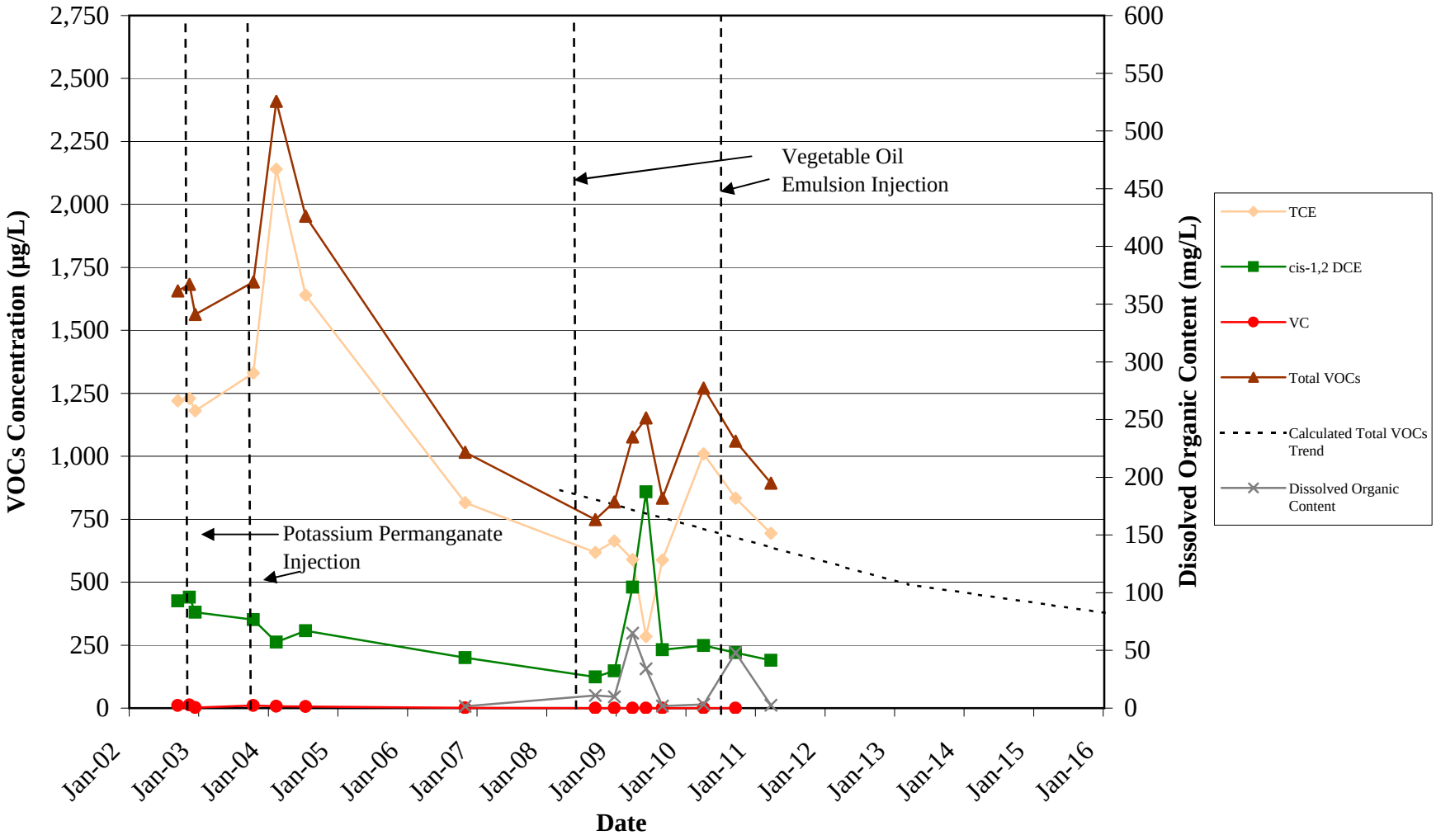

*Calculated Total VOCs Trend line is based on historical natural attenuation rates (total VOC > 1000 µg/L, degradation rate 150 µg/L per year, total VOC > 500 µg/L, degradation rate 75 µg/L per year, total VOC > 100 µg/L, degradation rate 40 µg/L per year, total VOC < 50 µg/L, degradation rate of 10 µg/L per year).

Figure 2-5
LF6MW-17 VOCs Trend

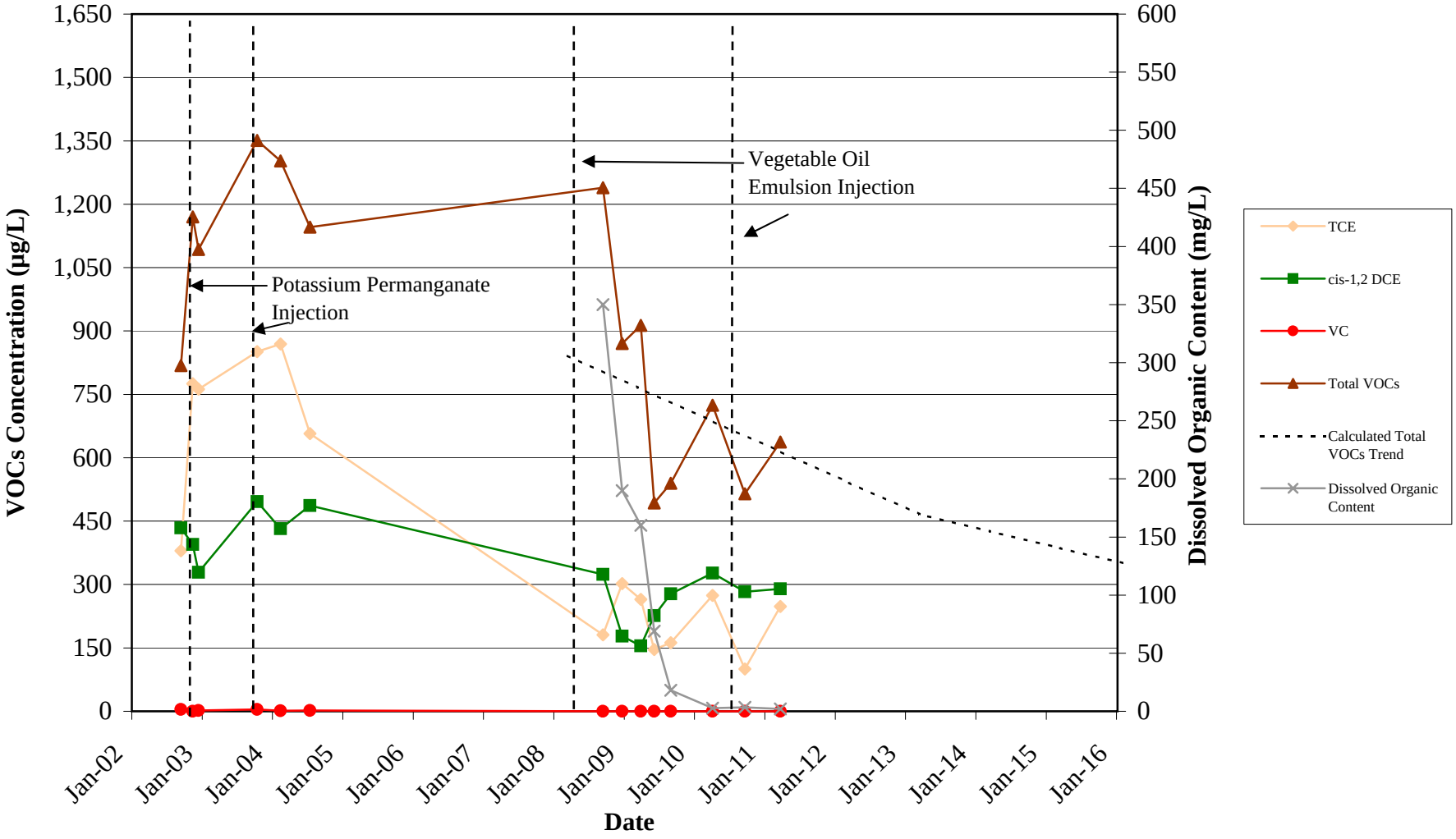

*Calculated Total VOCs Trend line is based on historical natural attenuation rates (total VOC > 1000 µg/L, degradation rate 150 µg/L per year, total VOC > 500 µg/L, degradation rate 75 µg/L per year, total VOC > 100 µg/L, degradation rate 40 µg/L per year, total VOC < 50 µg/L, degradation rate of 10 µg/L per year).

Figure 2-6
LF6MW-20 VOCs Trend

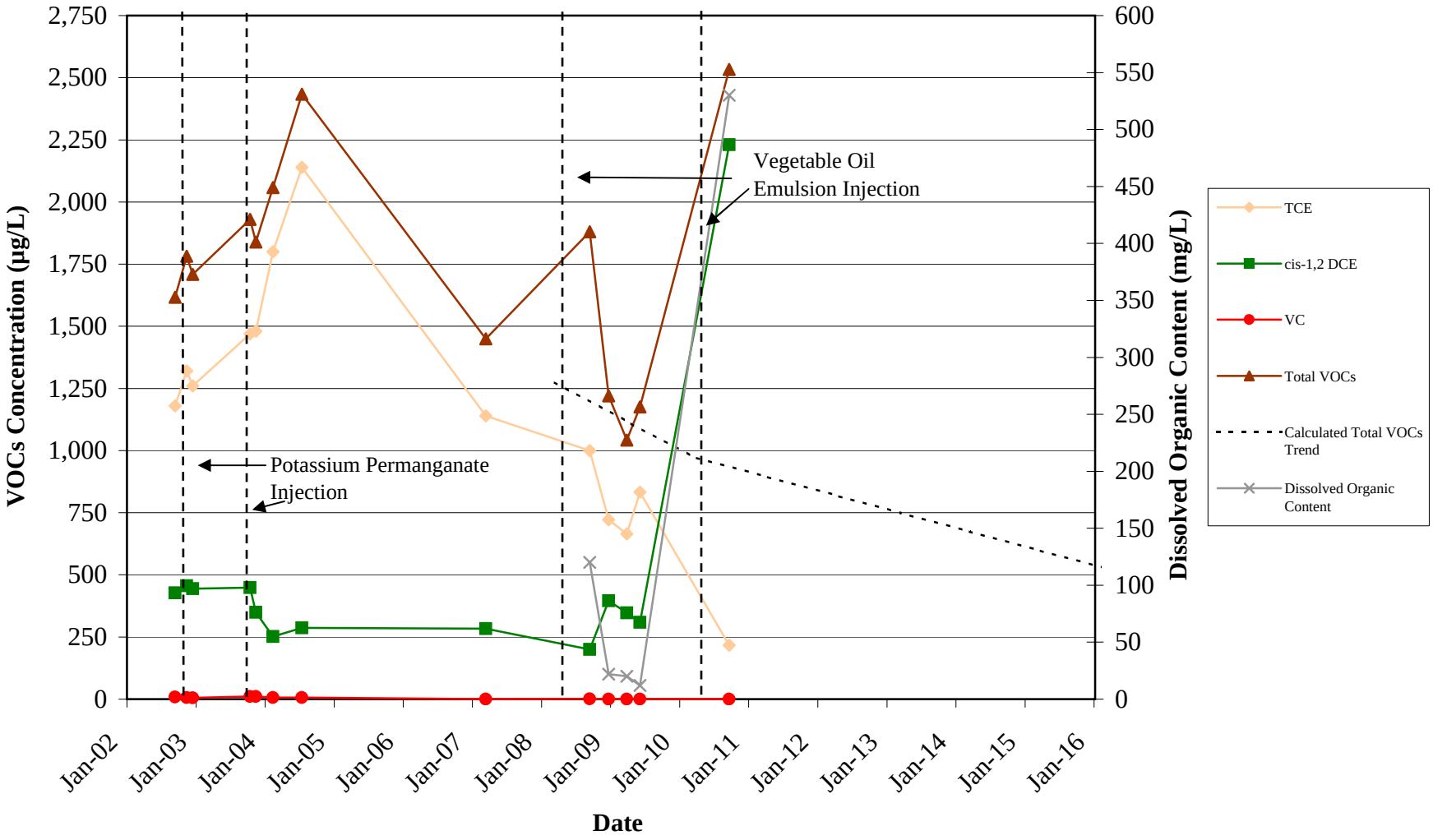

*Calculated Total VOCs Trend line is based on historical natural attenuation rates (total VOC > 1000 µg/L, degradation rate 150 µg/L per year, total VOC > 500 µg/L, degradation rate 75 µg/L per year, total VOC > 100 µg/L, degradation rate 40 µg/L per year, total VOC < 50 µg/L, degradation rate of 10 µg/L per year).

Figure 2-7
LF6VMW-26 VOCs Trend

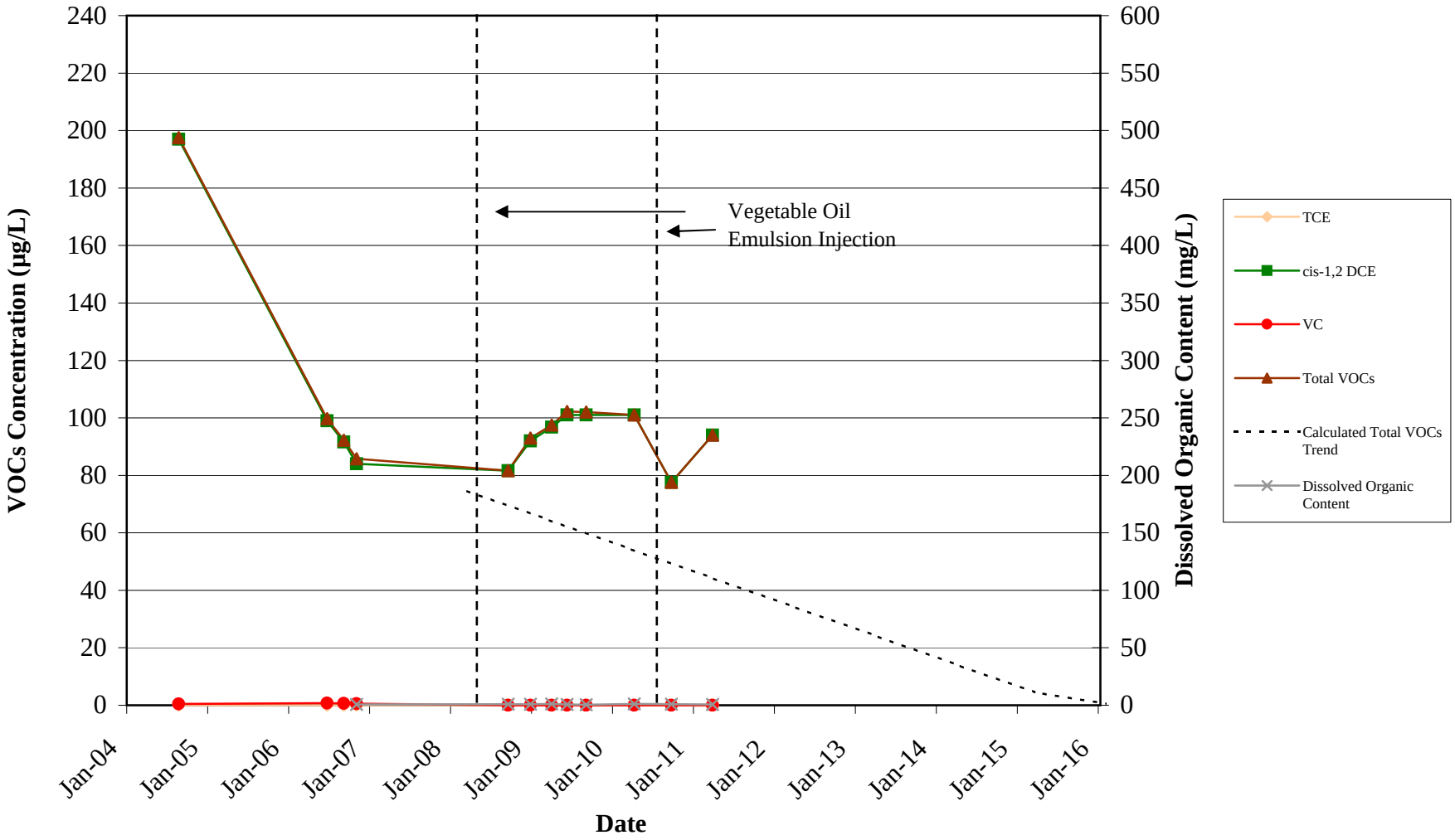

*Calculated Total VOCs Trend line is based on historical natural attenuation rates (total VOC > 1000 µg/L, degradation rate 150 µg/L per year, total VOC > 500 µg/L, degradation rate 75 µg/L per year, total VOC > 100 µg/L, degradation rate 40 µg/L per year, total VOC < 50 µg/L, degradation rate of 10 µg/L per year).

Figure 2-8
LF6TW-33 VOCs Trend

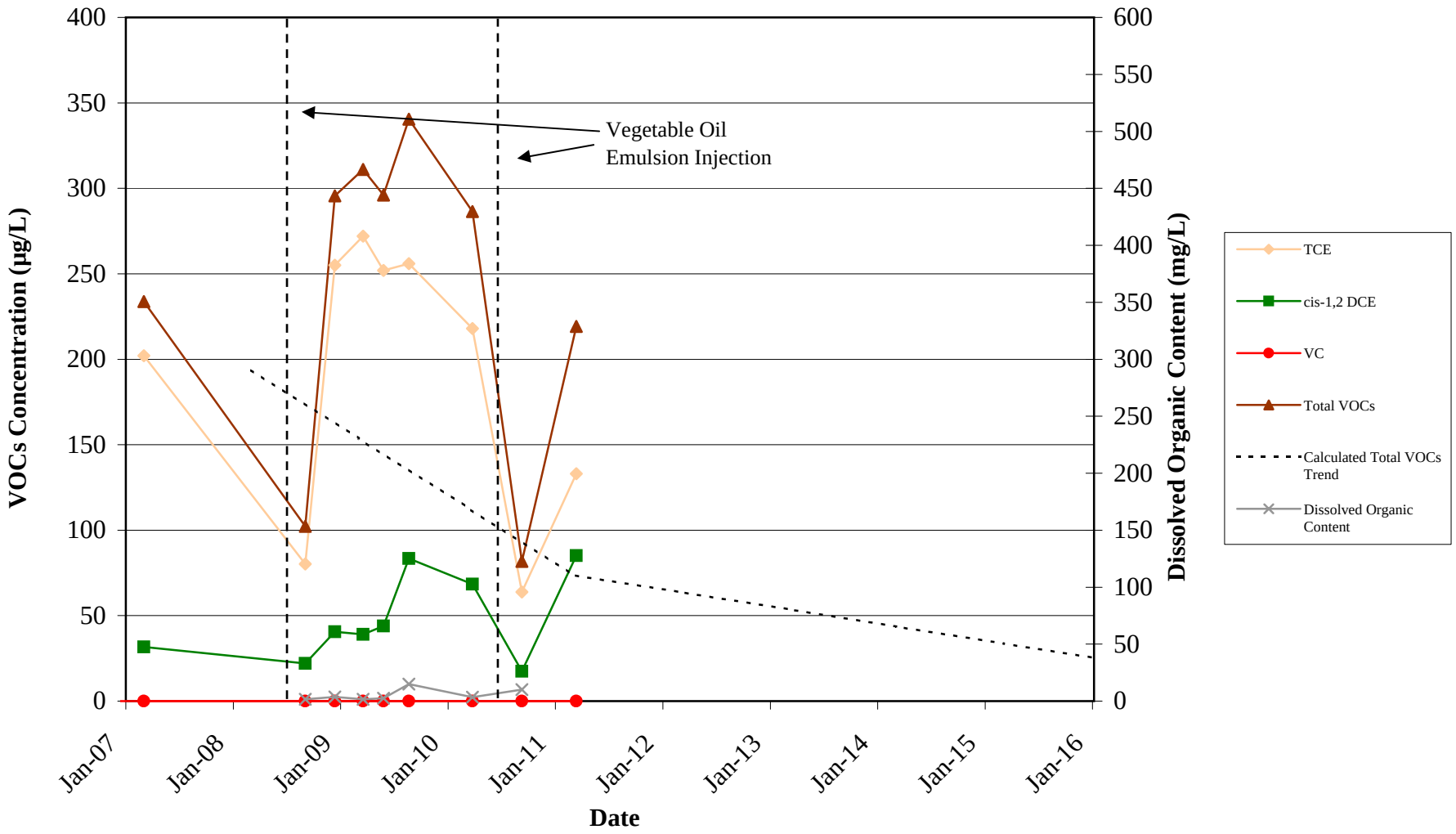

*Calculated Total VOCs Trend line is based on historical natural attenuation rates (total VOC > 1000 µg/L, degradation rate 150 µg/L per year, total VOC > 500 µg/L, degradation rate 75 µg/L per year, total VOC > 100 µg/L, degradation rate 40 µg/L per year, total VOC < 50 µg/L, degradation rate of 10 µg/L per year).

Figure 2-9
LF6TW-34 VOCs Trend

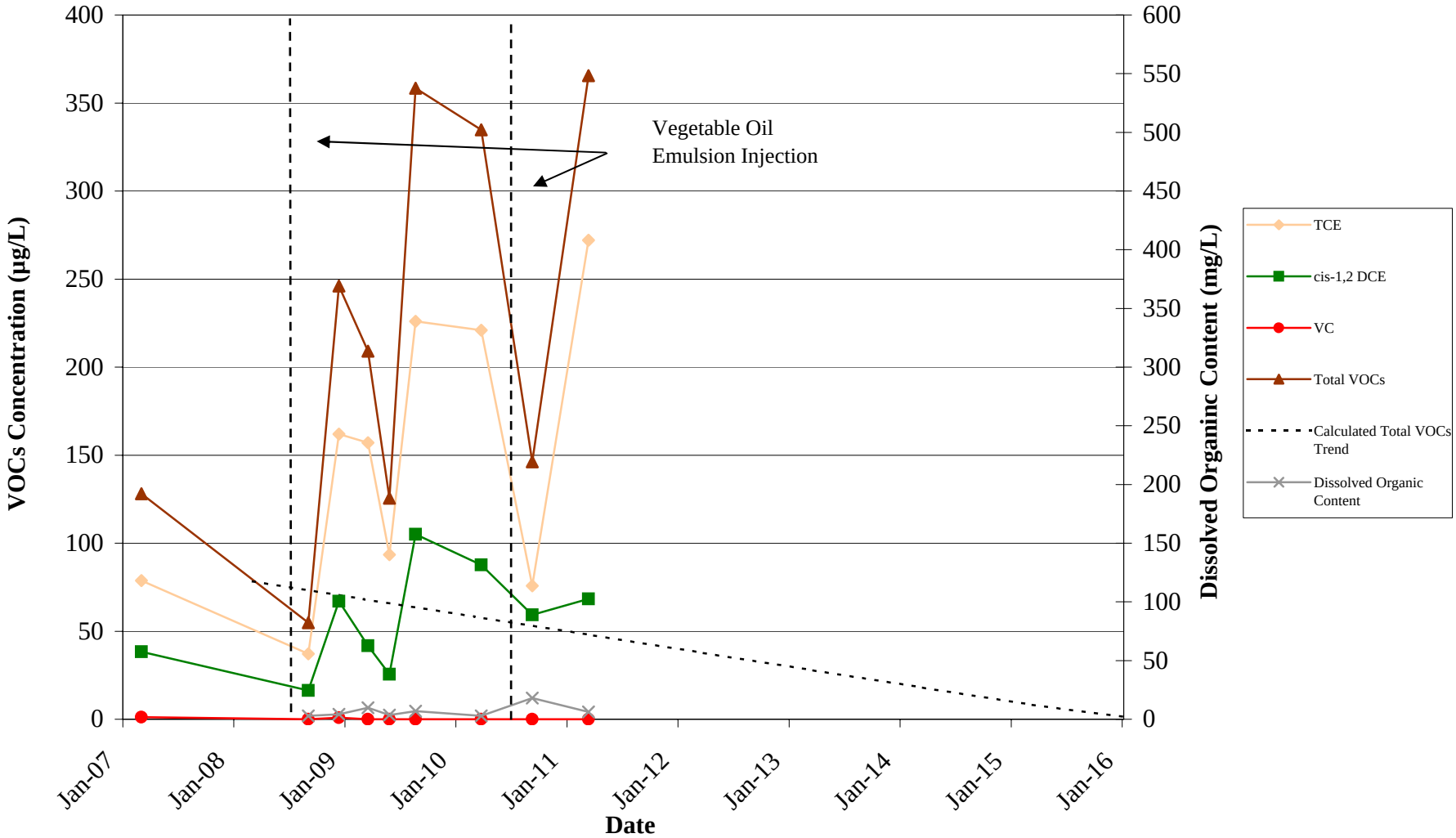

*Calculated Total VOCs Trend line is based on historical natural attenuation rates (total VOC > 1000 µg/L, degradation rate 150 µg/L per year, total VOC > 500 µg/L, degradation rate 75 µg/L per year, total VOC > 100 µg/L, degradation rate 40 µg/L per year, total VOC < 50 µg/L, degradation rate of 10 µg/L per year).

Figure 2-10
LF6TW-35 VOCs Trend

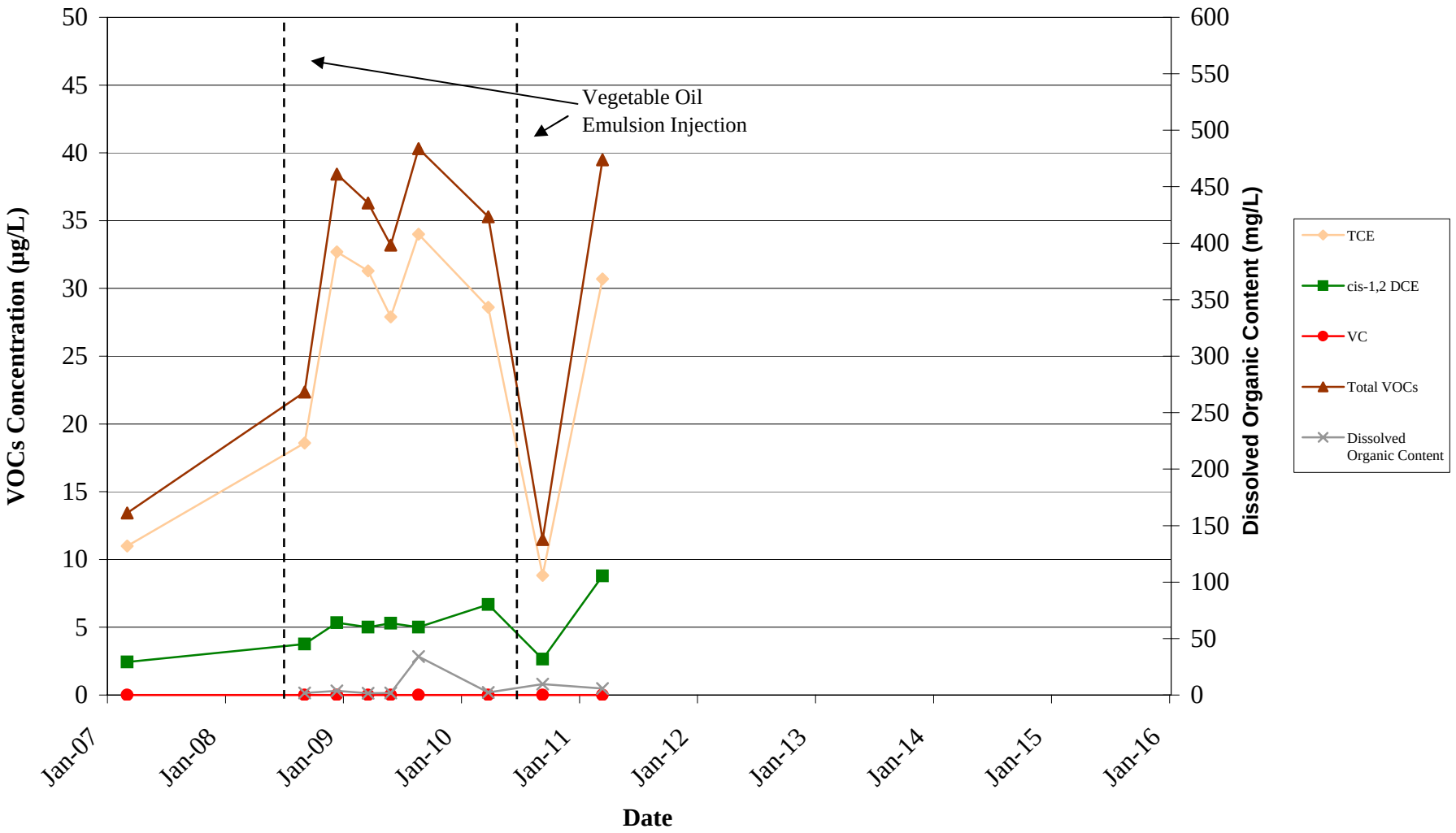

*Calculated Total VOCs Trend line is based on historical natural attenuation rates (total VOC > 1000 µg/L, degradation rate 150 µg/L per year, total VOC > 500 µg/L, degradation rate 75 µg/L per year, total VOC > 100 µg/L, degradation rate 40 µg/L per year, total VOC < 50 µg/L, degradation rate of 10 µg/L per year).

Figure 2-11
LF6TW-36 VOCs Trend

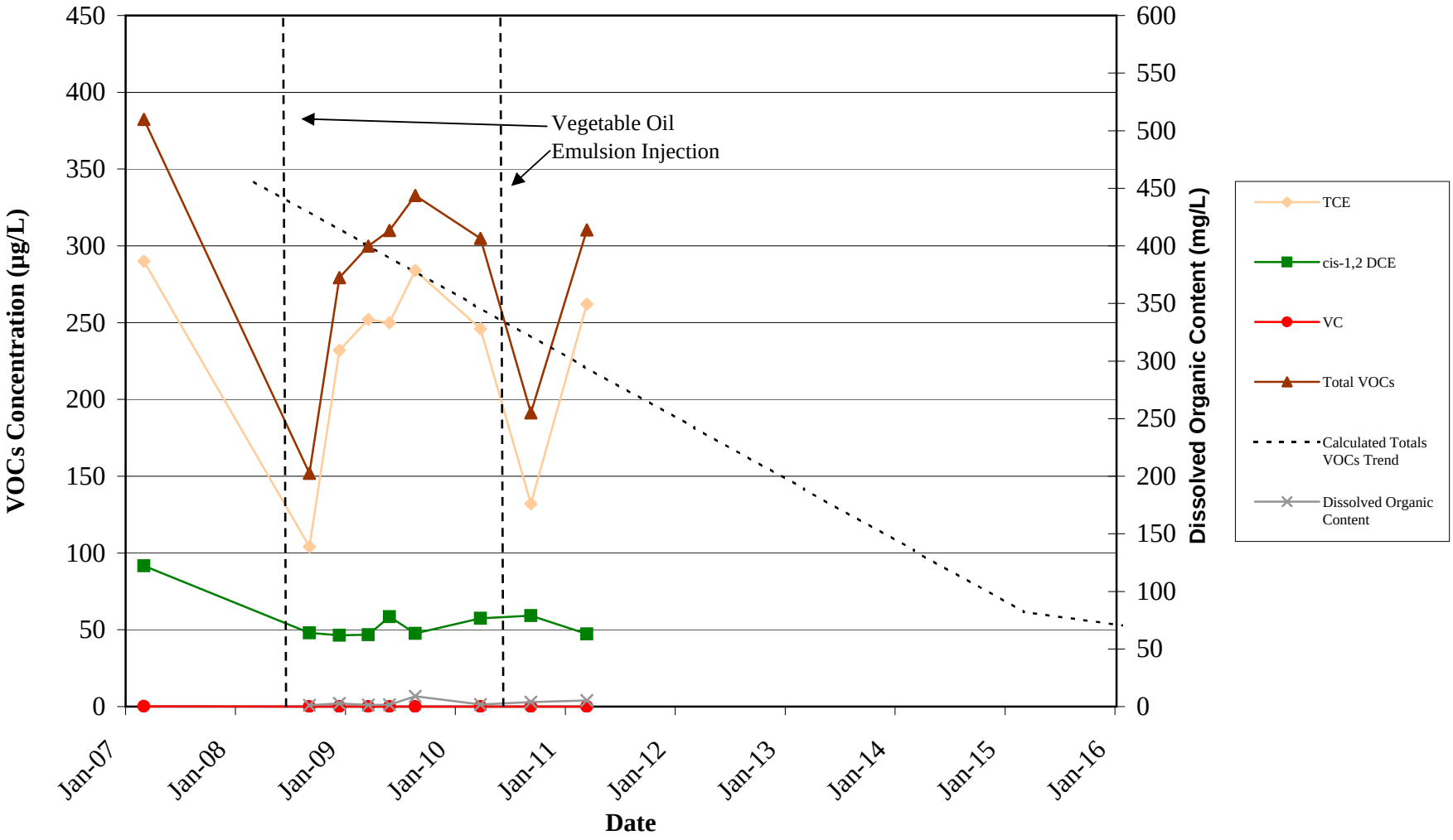

*Calculated Total VOCs Trend line is based on historical natural attenuation rates (total VOC > 1000 µg/L, degradation rate 150 µg/L per year, total VOC > 500 µg/L, degradation rate 75 µg/L per year, total VOC > 100 µg/L, degradation rate 40 µg/L per year, total VOC < 50 µg/L, degradation rate of 10 µg/L per year).

Figure 2-12
LF6TW-38 VOCs Trend

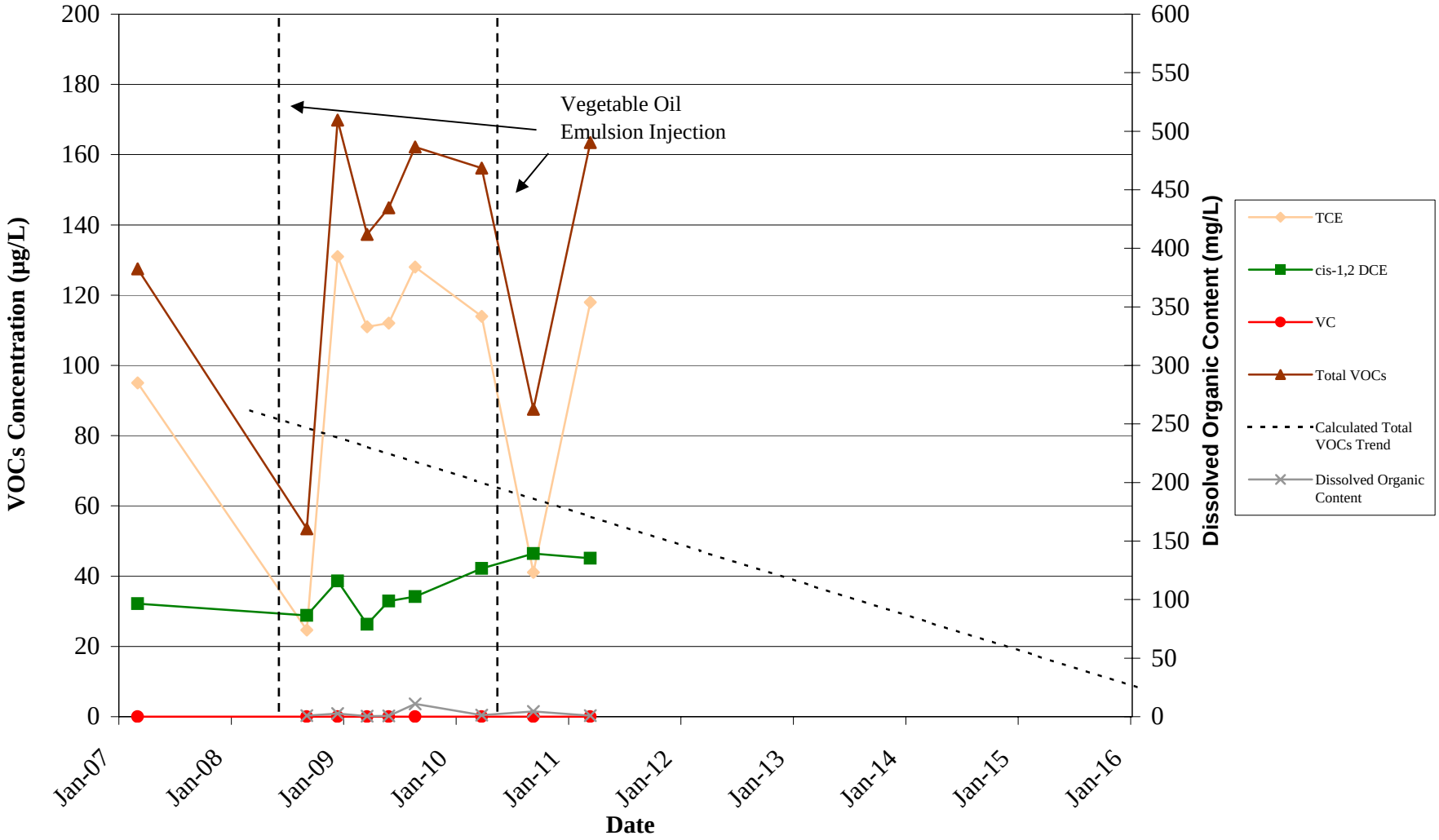

*Calculated Total VOCs Trend line is based on historical natural attenuation rates (total VOC > 1000 µg/L, degradation rate 150 µg/L per year, total VOC > 500 µg/L, degradation rate 75 µg/L per year, total VOC > 100 µg/L, degradation rate 40 µg/L per year, total VOC < 50 µg/L, degradation rate of 10 µg/L per year).

Figure 2-13
LF6MW-12 VOCs Trend

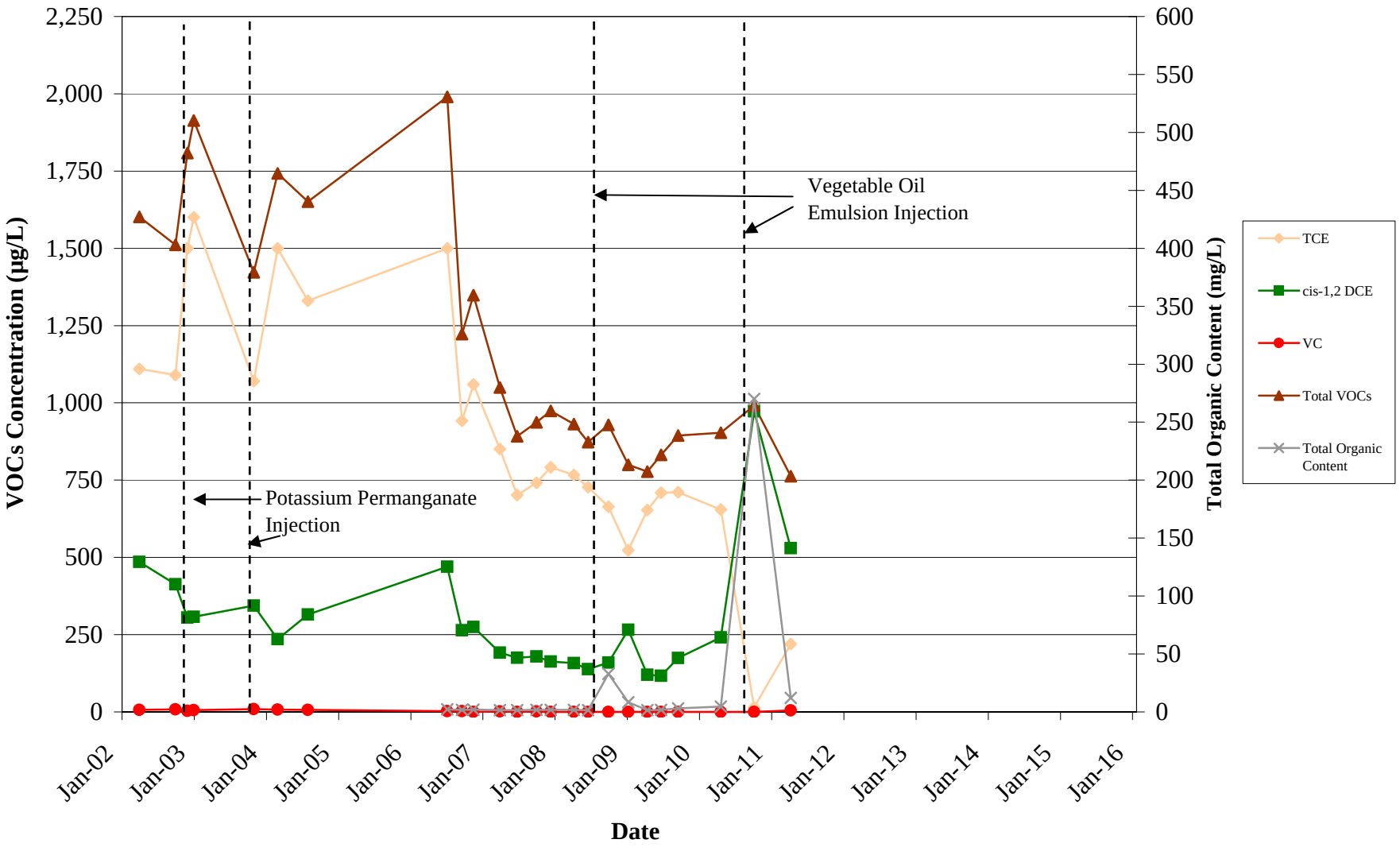

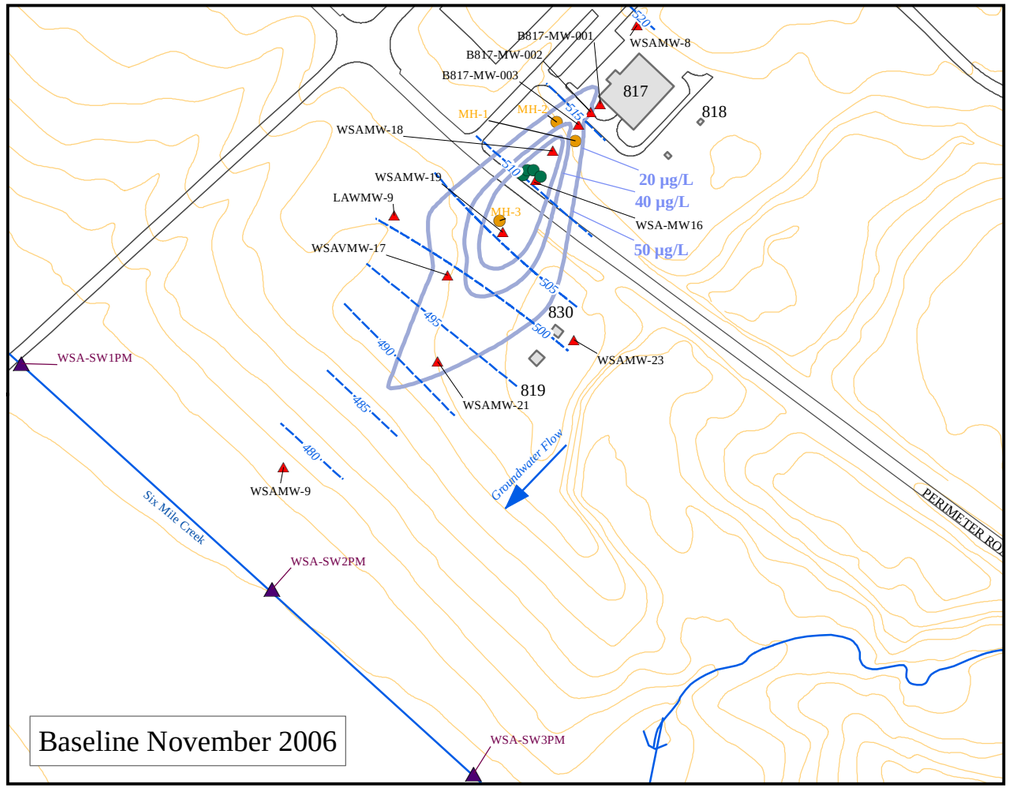

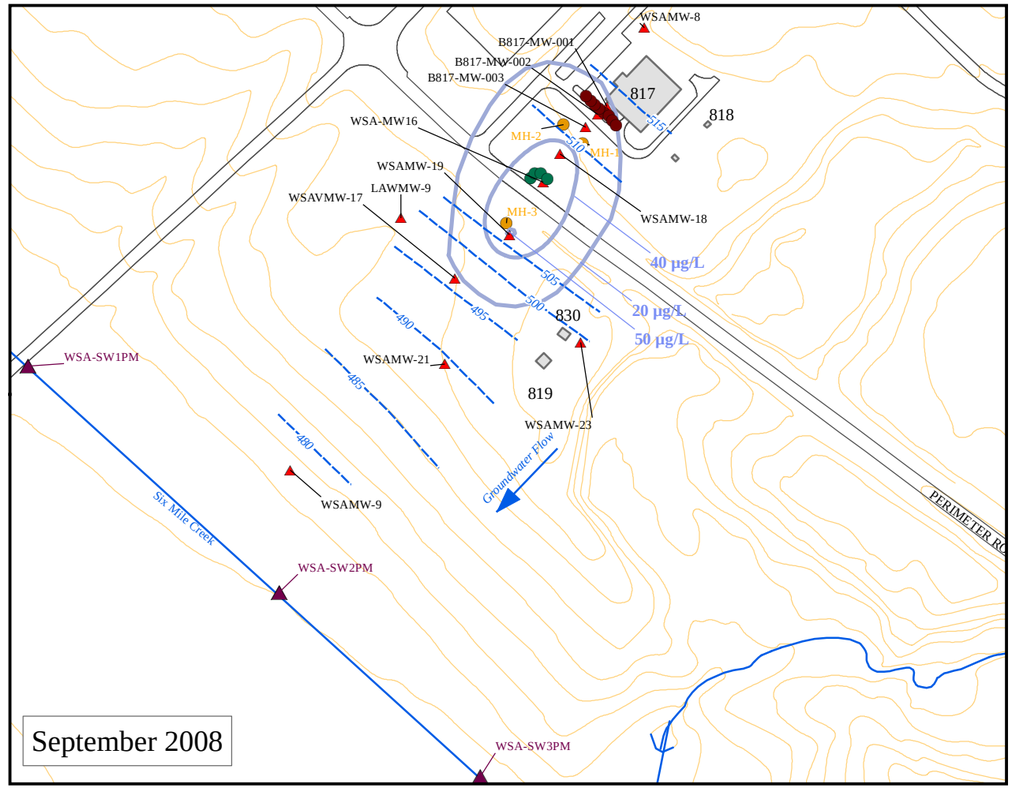

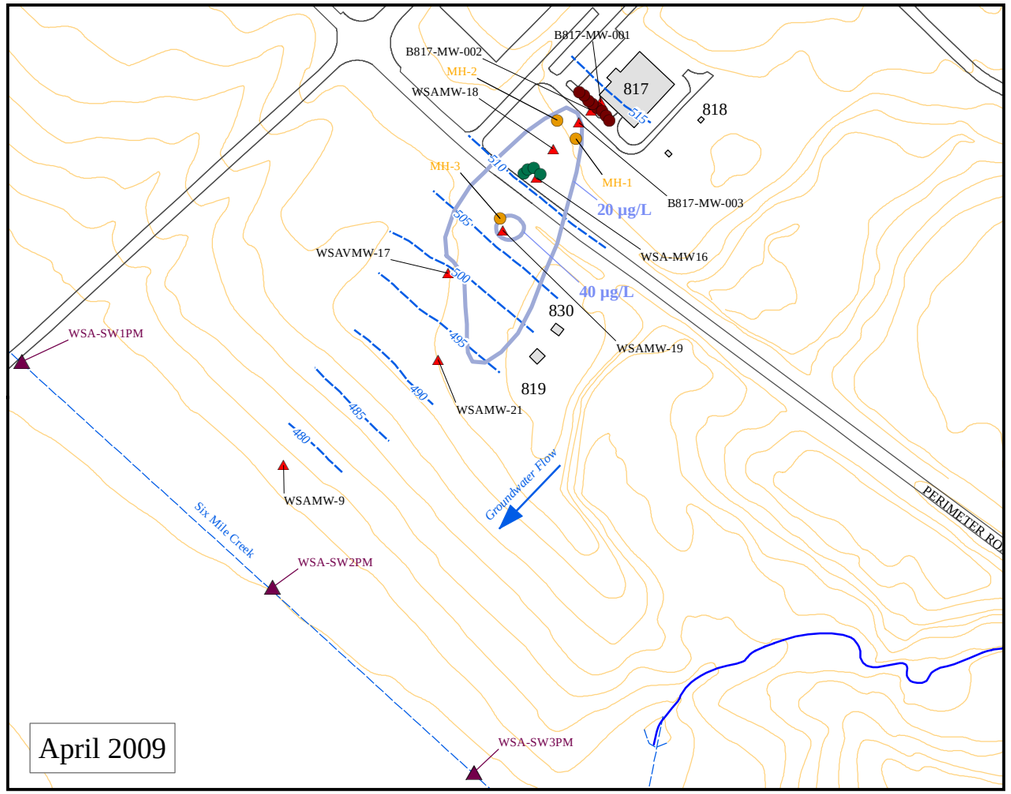

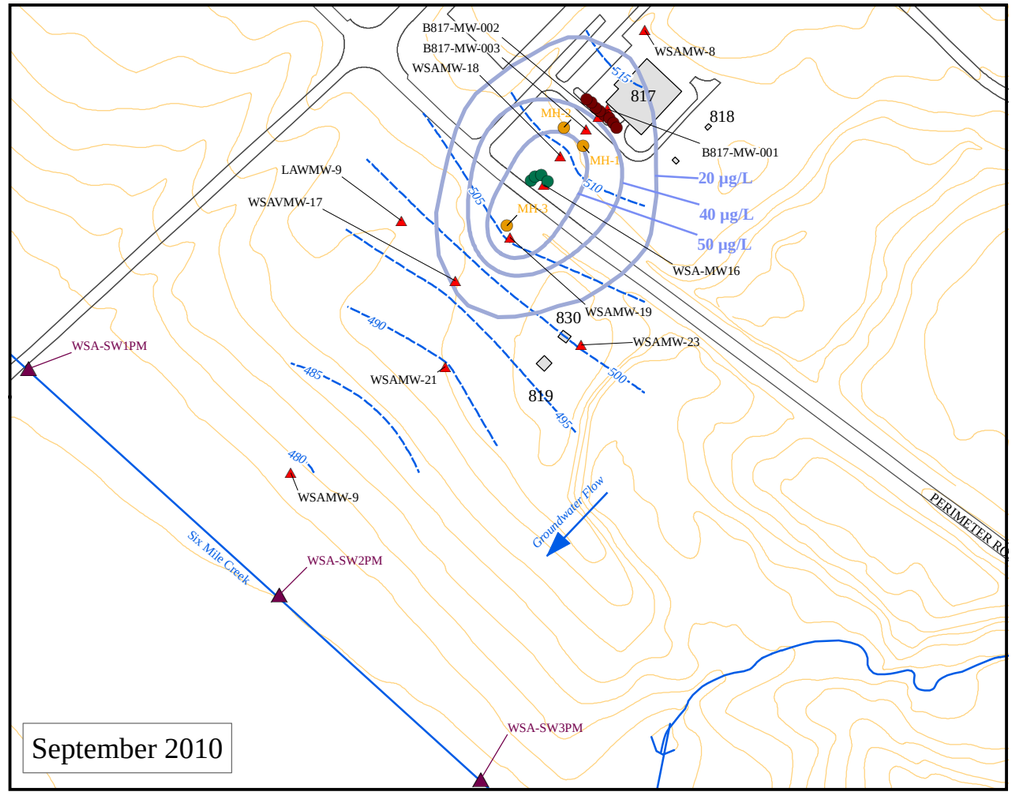



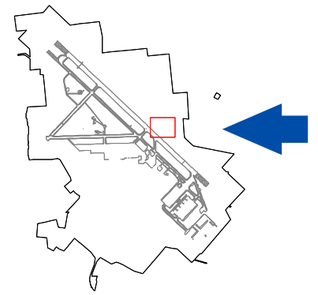

Site Location

Key to Features

- Permanganate Injection Point
- Vegetable Oil Injection Point
- Monitoring Well
- SW Sampling Location
- Manhole
- Culvert/ Storm Drain
- Surface Water
- Road
- Topography (ft. AMSL)
- TCE Contour (µg/L)
- Groundwater Contour (ft. AMSL)
- Demolished Facility
- Existing Facility

190 95 0 190 380

Feet

UNITED STATES AIR FORCE
GRIFFISS AIR FORCE BASE
ROME, NEW YORK

Figure 3-1
Building 817
TCE Sampling Locations

FPM group

Y:\GIS_Projects\Griffiss\Projects\717-06-03\PM_Quarterly_Reports\Spring 2011\Fig3-1_B817_TCE_Plume.mxd

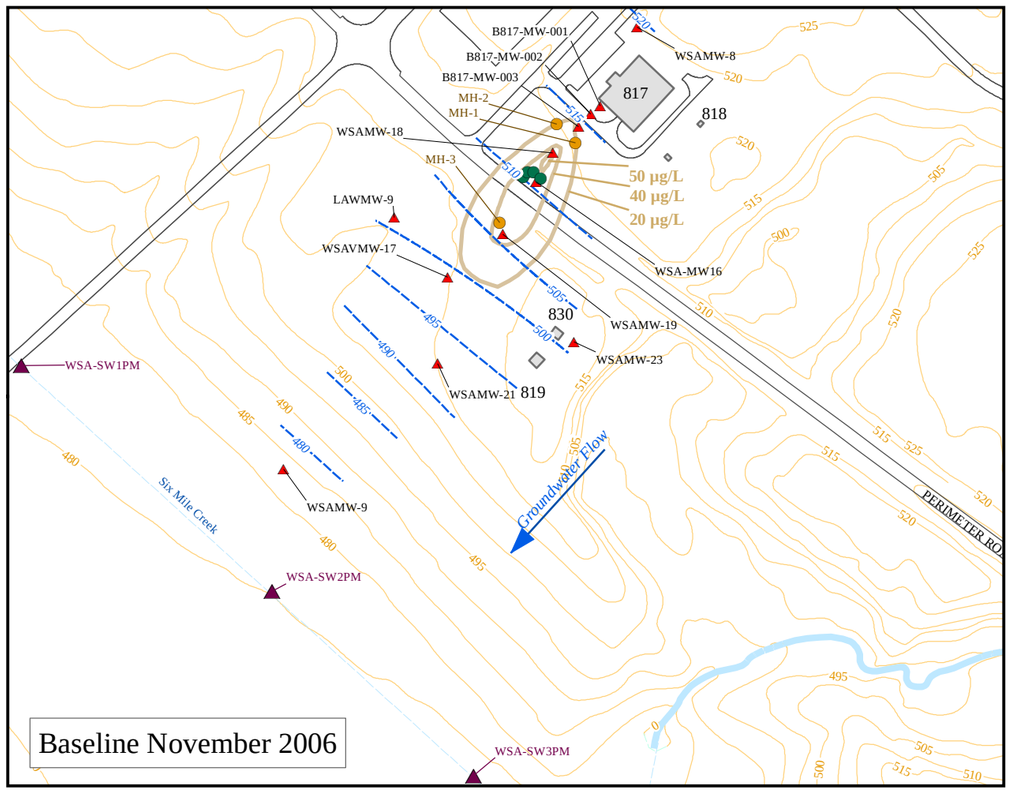

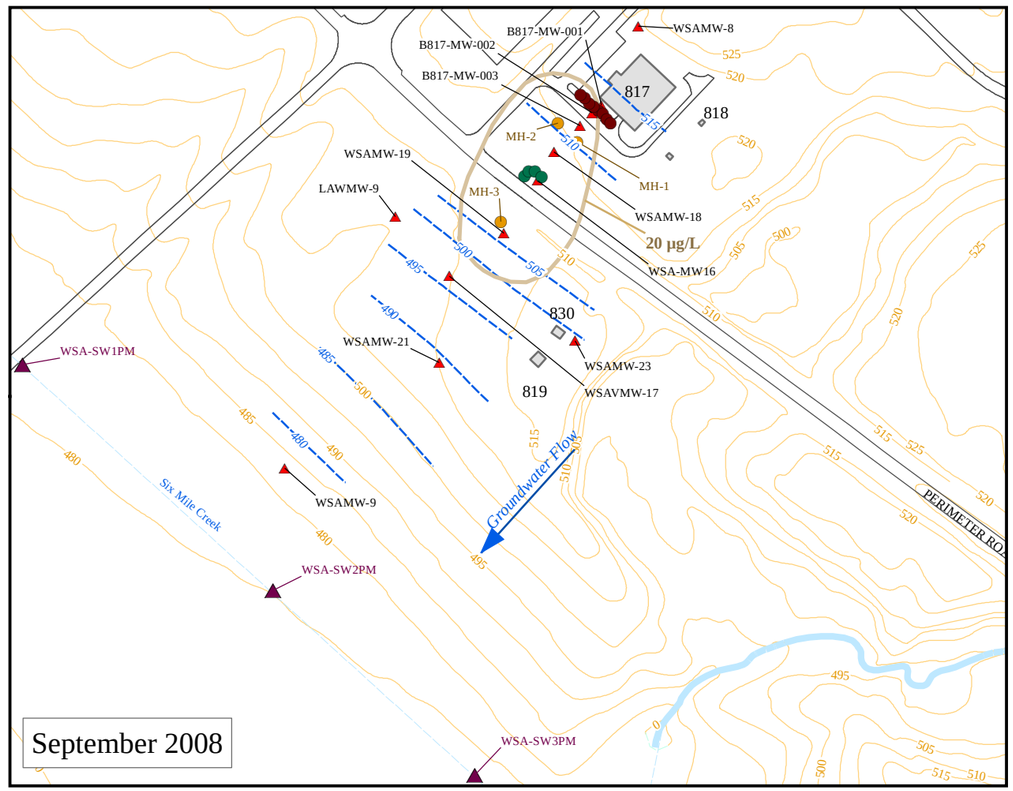

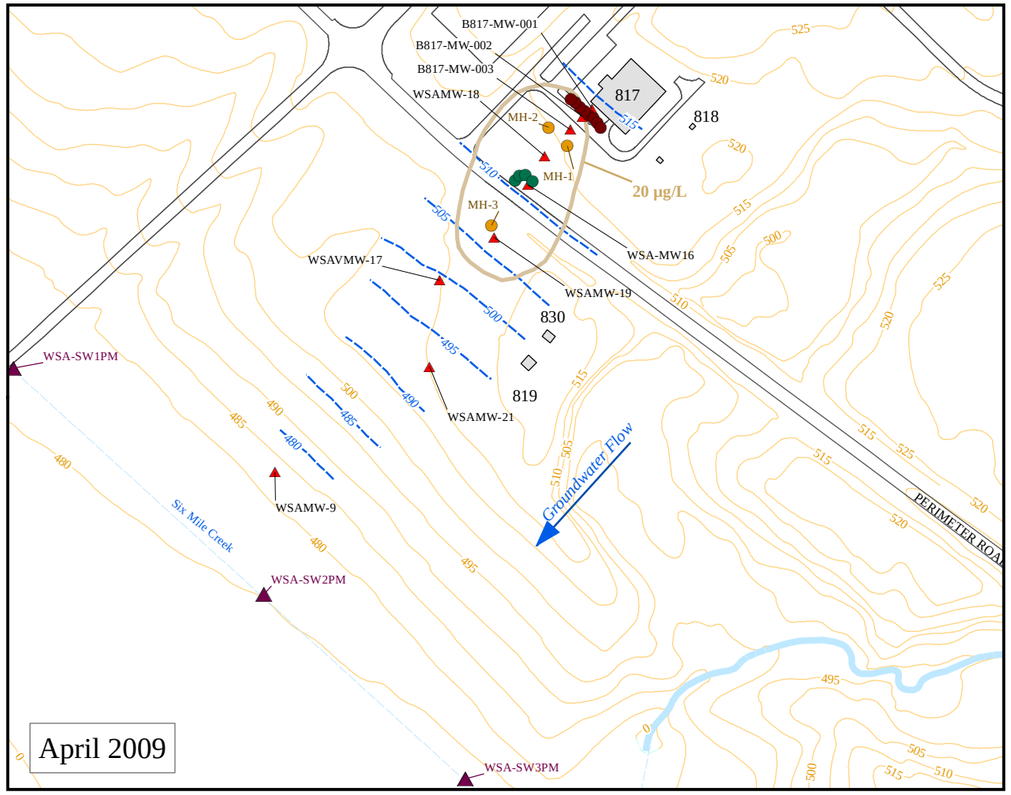

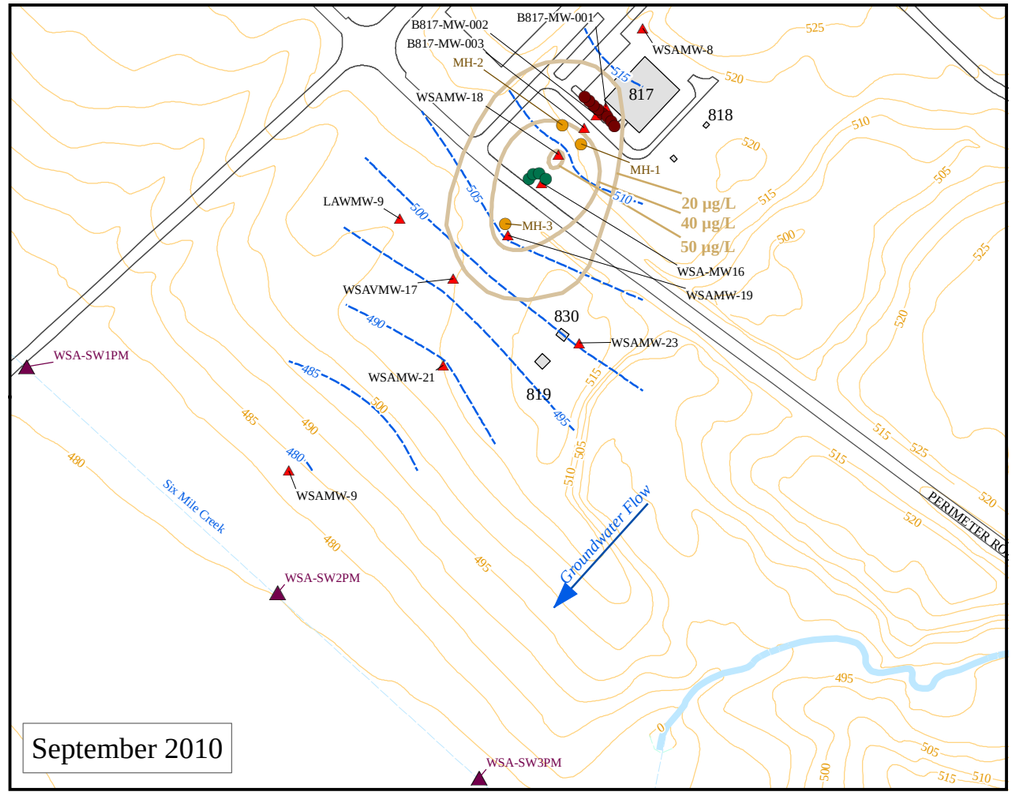



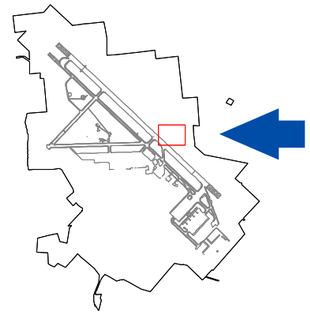

Site Location

Key to Features

- Permanganate Injection Points
- Vegetable Oil Injection Points
- Monitoring Well
- SW Sampling Location
- Manhole
- PCE Contour (µg/L)
- Groundwater Contour (ft. AMSL)
- Culvert
- Storm Drain
- Surface Water
- Road
- Topography (ft. AMSL)
- Demolished Facility
- Existing Facility

190 95 0 190 380
Feet

UNITED STATES AIR FORCE
GRIFFISS AIR FORCE BASE
ROME, NEW YORK

Figure 3-2
Building 817
PCE Plume

FPM group

Y:\GIS_Projects\Griffiss\Projects\717-06-03\PM_Quarterly_Reports\Spring 2011\Fig3-2_B817_PCE_Plume.mxd

Figure 3-3
LAWMW-9 VOCs Trend

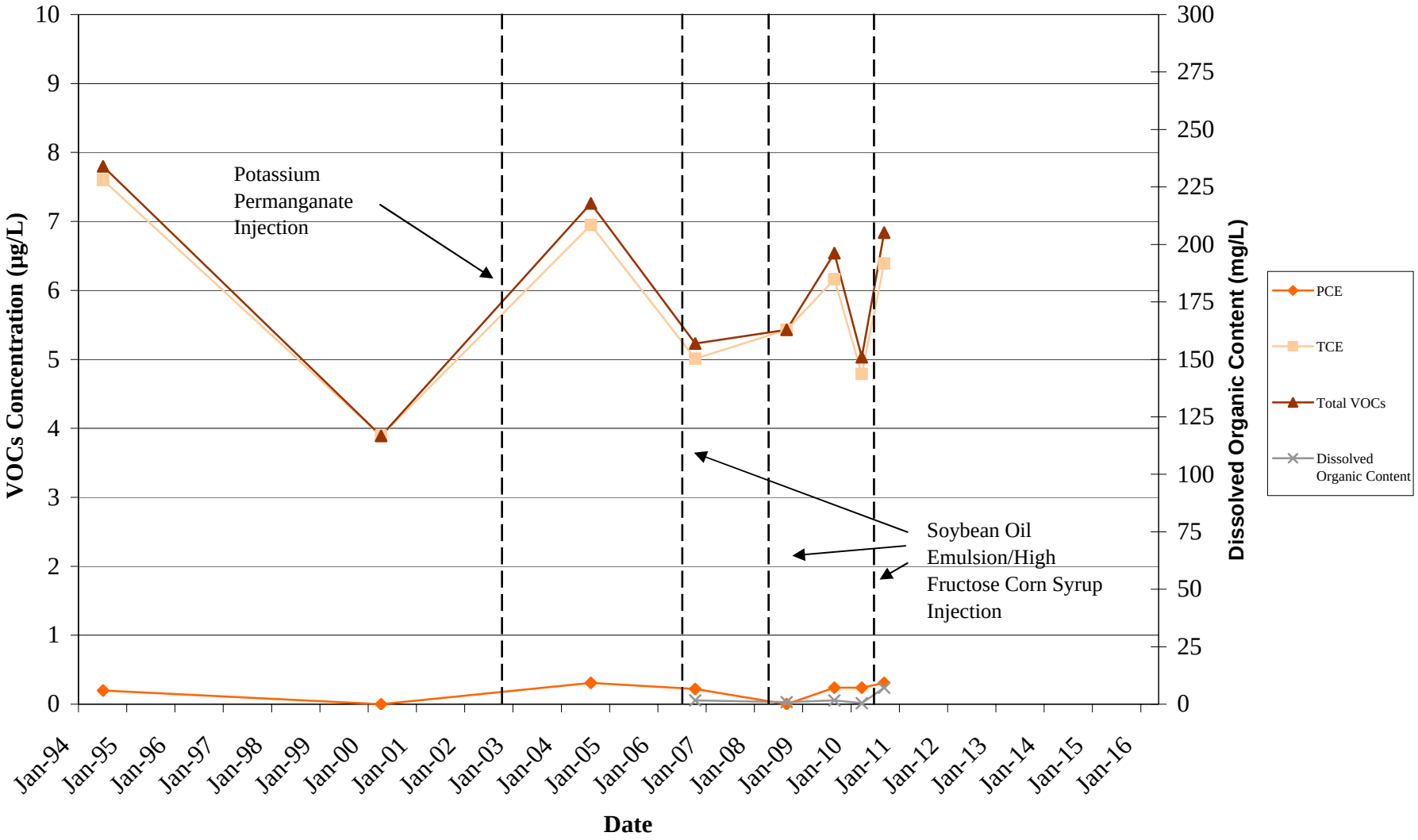

Figure 3-4
WSA-MW8 VOCs Trend

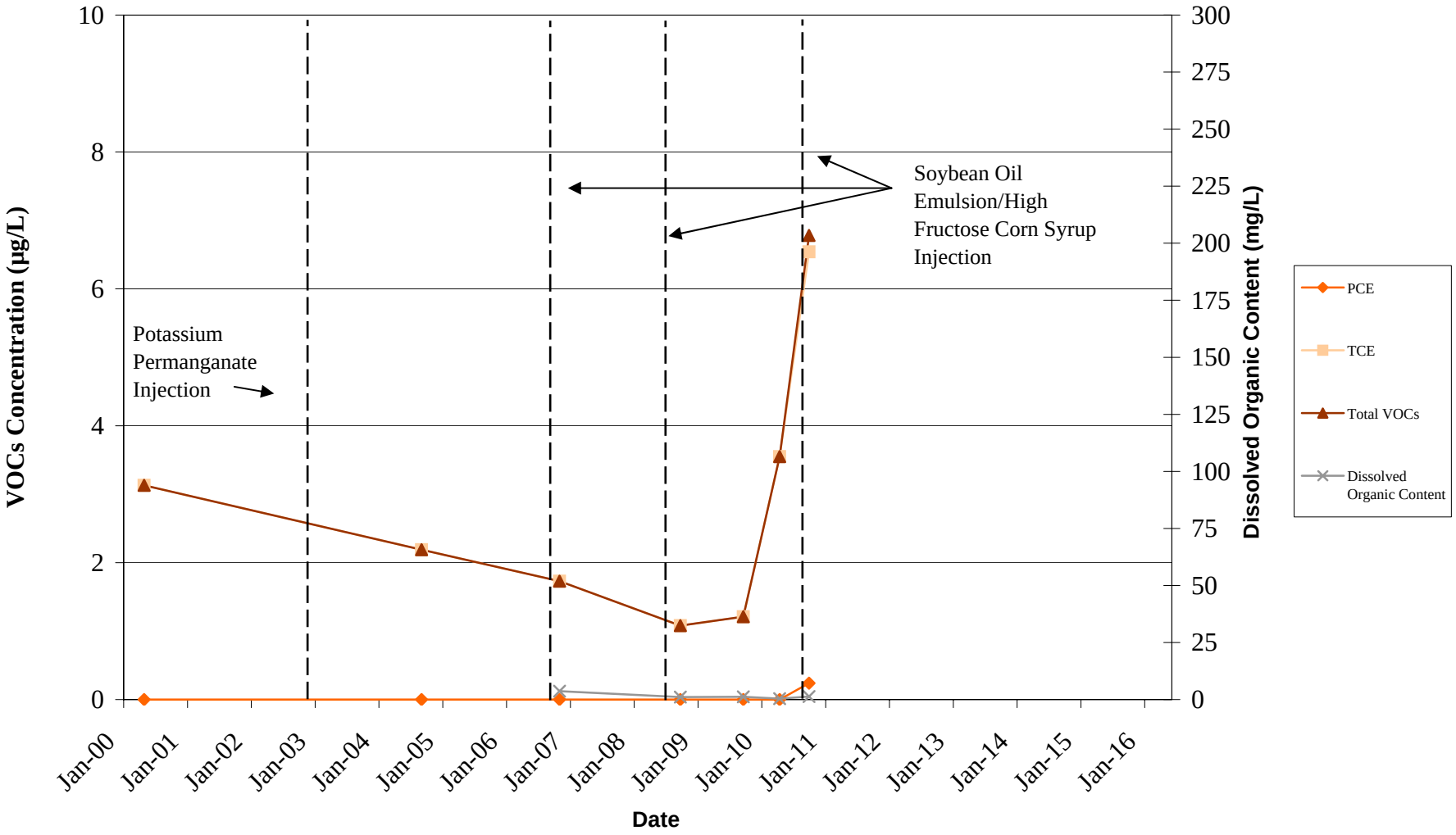

Figure 3-5
WSA-MW16 VOCs Trend

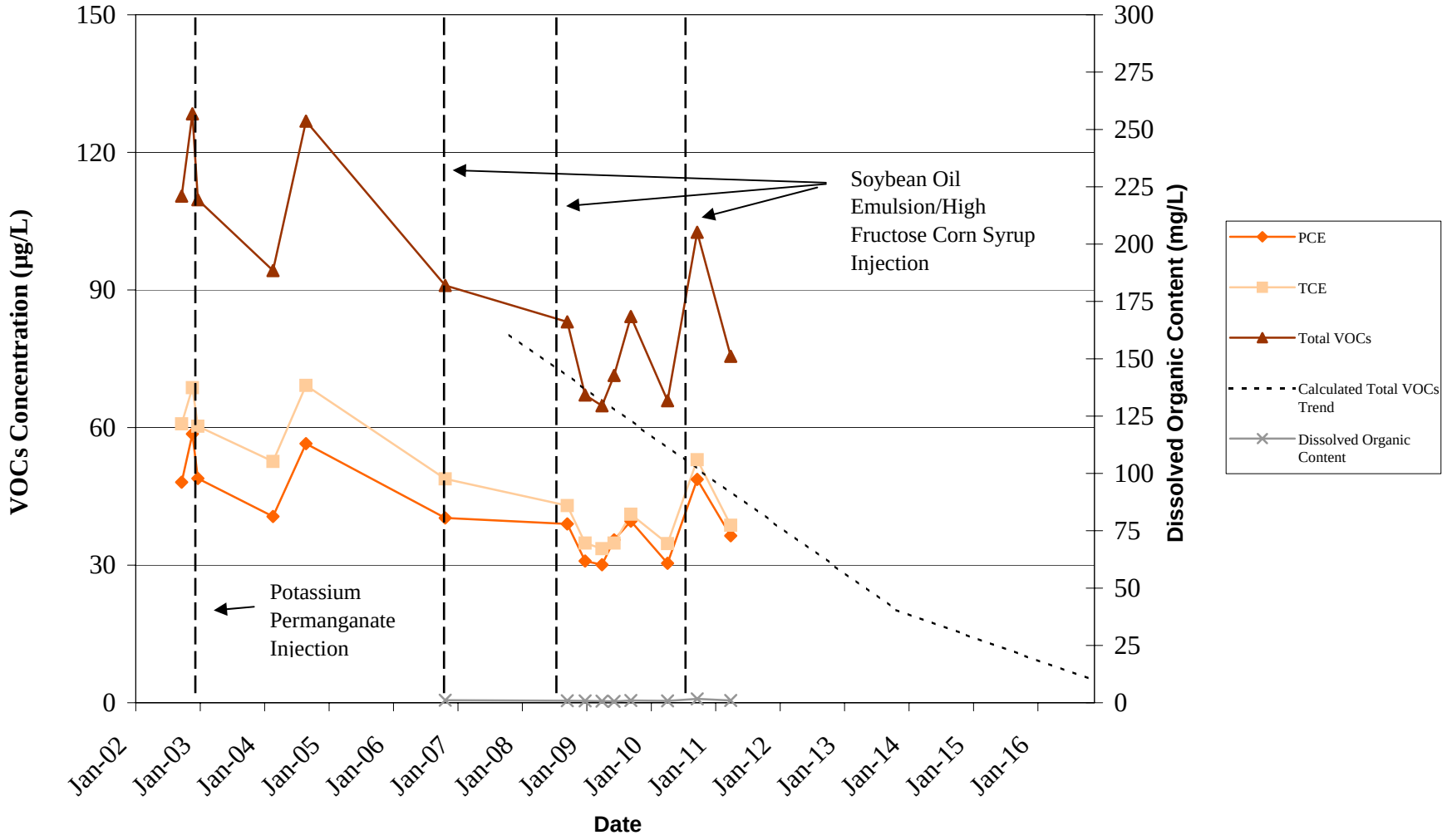

*Calculated Total VOCs Trend line is based on historical natural attenuation rates (total VOC > 100 µg/L, degradation rate 15 µg/L per year, total VOC > 30 µg/L, degradation rate 10 µg/L per year, total VOC > 5 µg/L, degradation rate 5 µg/L per year, total VOC < 5 µg/L, degradation rate of 1 µg/L per year).

Figure 3-6
WSA-VMW17 VOCs Trend

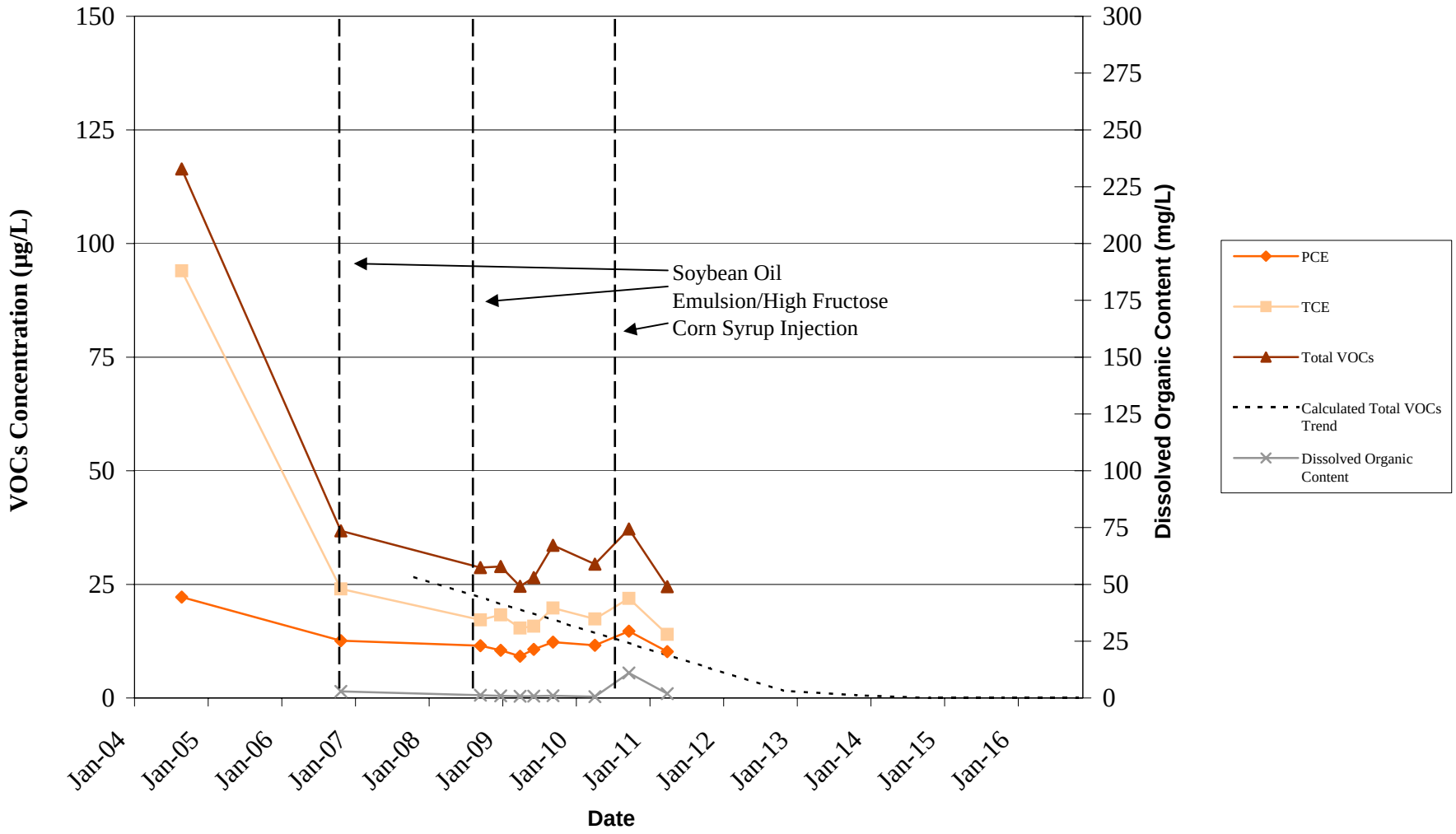

*Calculated Total VOCs Trend line is based on historical natural attenuation rates (total VOC > 100 µg/L, degradation rate 15 µg/L per year, total VOC > 30 µg/L, degradation rate 10 µg/L per year, total VOC > 5 µg/L, degradation rate 5 µg/L per year, total VOC < 5 µg/L, degradation rate of 1 µg/L per year).

Figure 3-7
WSA-MW18 VOCs Trend

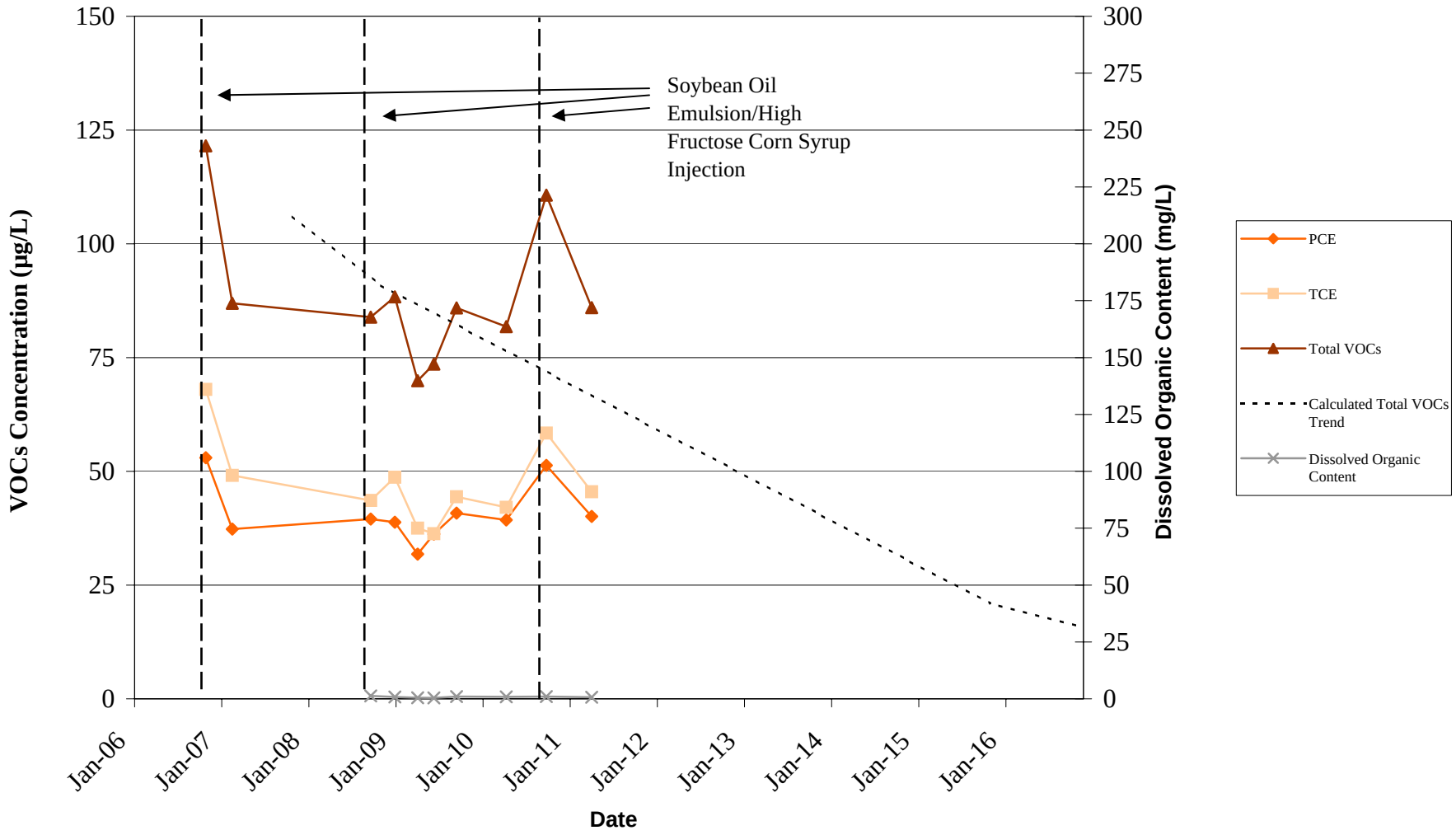

*Calculated Total VOCs Trend line is based on historical natural attenuation rates (total VOC > 100 µg/L, degradation rate 15 µg/L per year, total VOC > 30 µg/L, degradation rate 10 µg/L per year, total VOC > 5 µg/L, degradation rate 5 µg/L per year, total VOC < 5 µg/L, degradation rate of 1 µg/L per year).

Figure 3-8
WSA-MW19 VOCs Trend

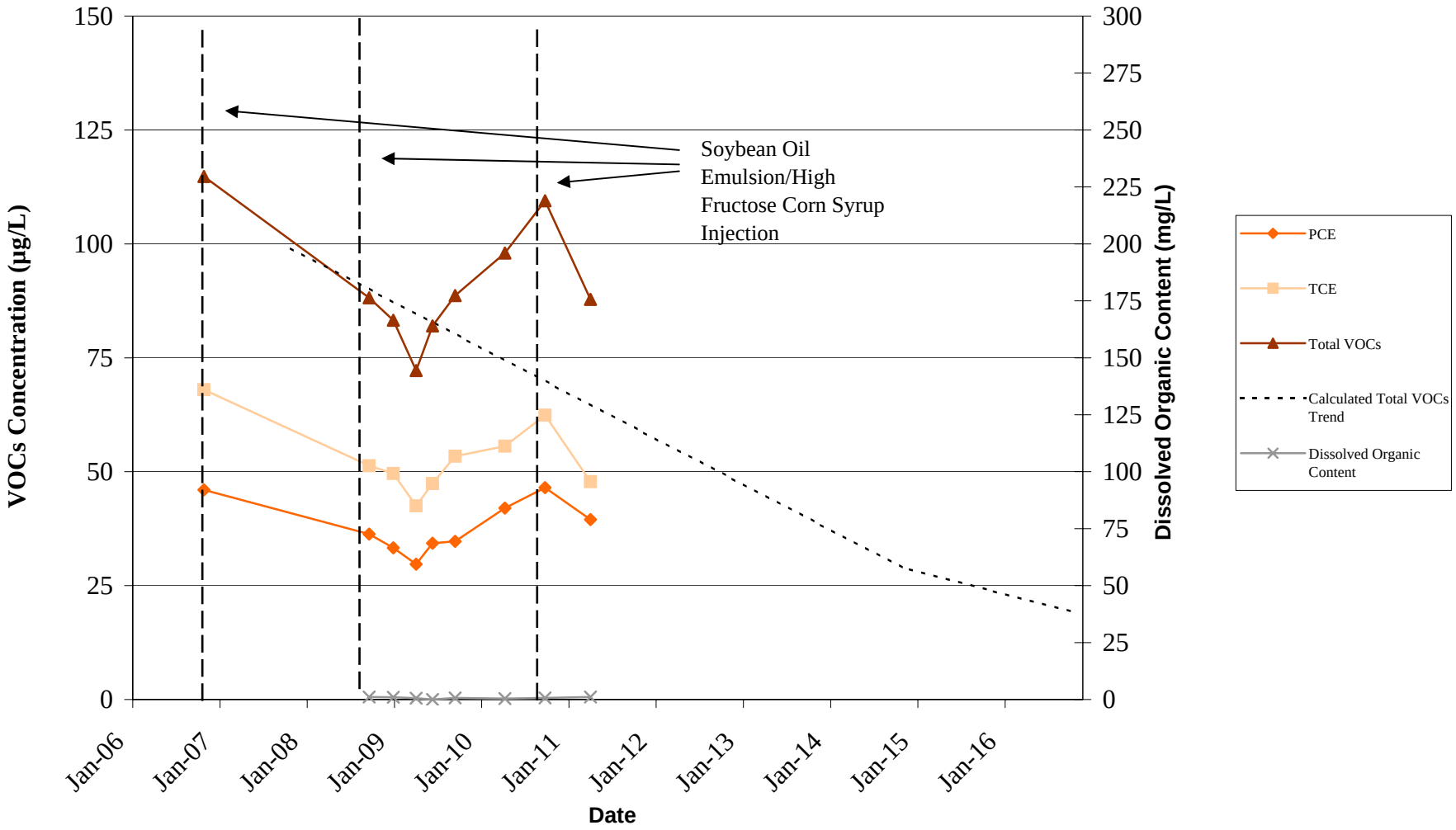

*Calculated Total VOCs Trend line is based on historical natural attenuation rates (total VOC > 100 µg/L, degradation rate 15 µg/L per year, total VOC > 30 µg/L, degradation rate 10 µg/L per year, total VOC > 5 µg/L, degradation rate 5 µg/L per year, total VOC < 5 µg/L, degradation rate of 1 µg/L per year).

Figure 3-9
WSA-MW21 VOCs Trend

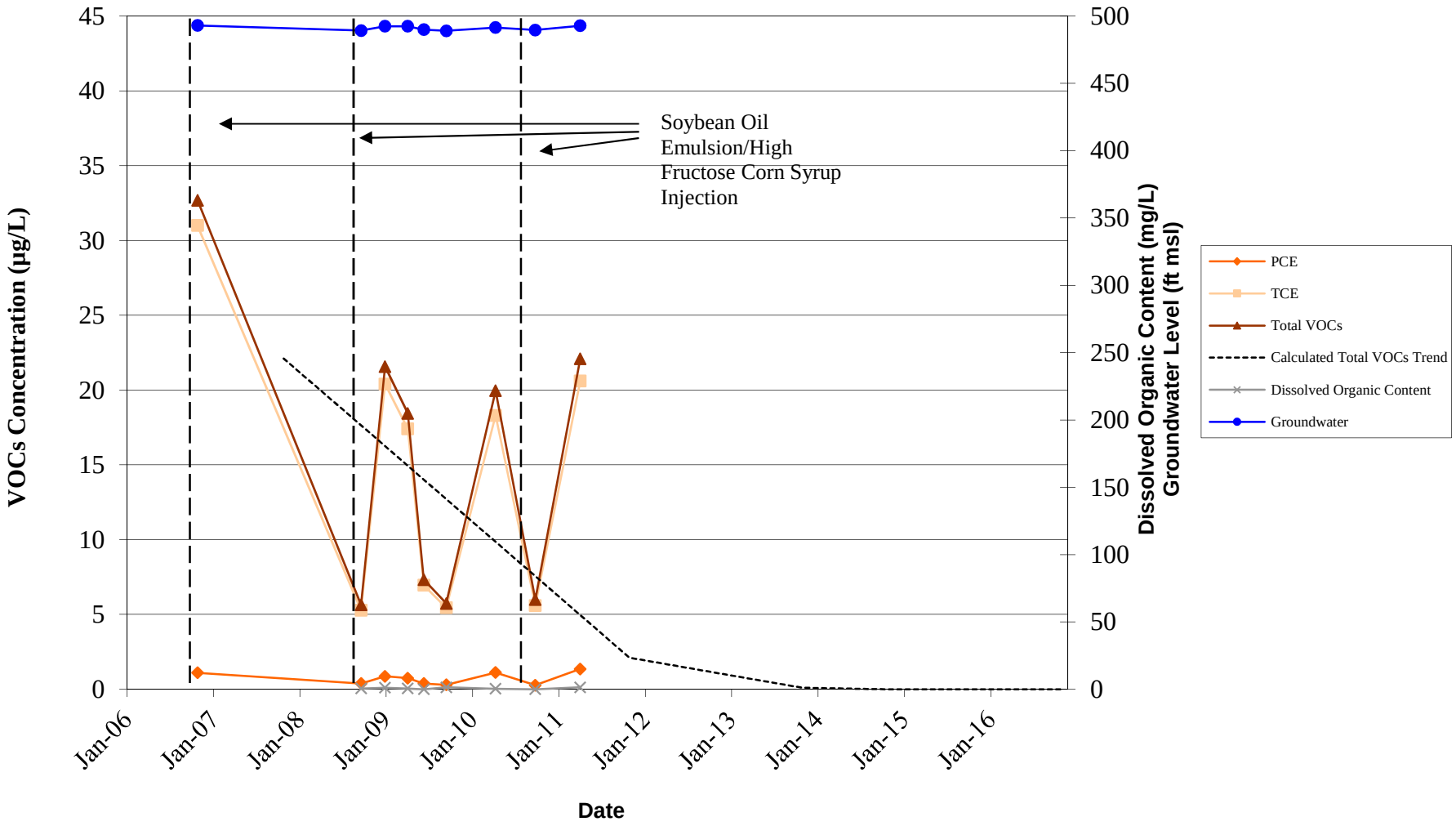

*Calculated Total VOCs Trend line is based on historical natural attenuation rates (total VOC > 100 µg/L, degradation rate 15 µg/L per year, total VOC > 30 µg/L, degradation rate 10 µg/L per year, total VOC > 5 µg/L, degradation rate 5 µg/L per year, total VOC < 5 µg/L, degradation rate of 1 µg/L per year).

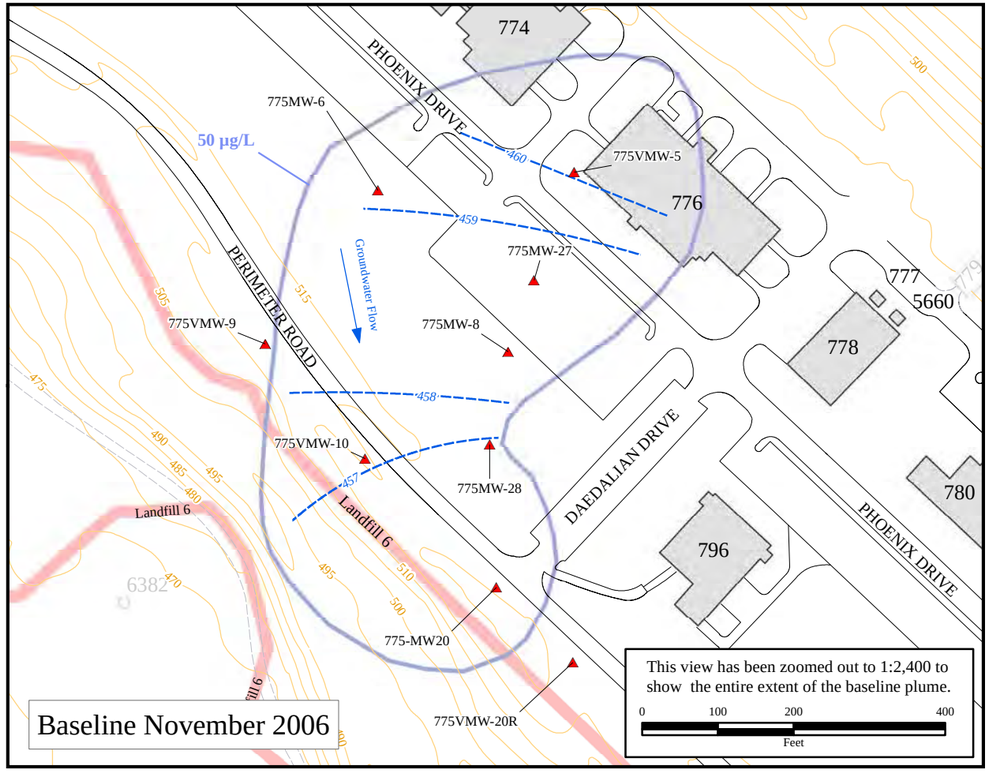

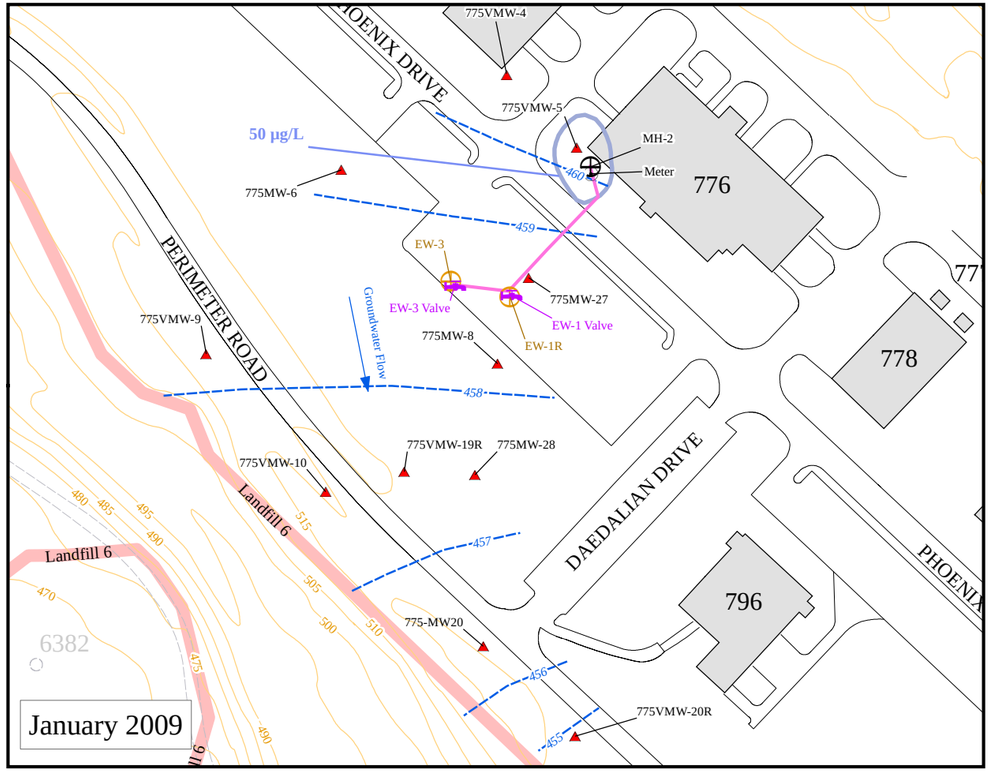

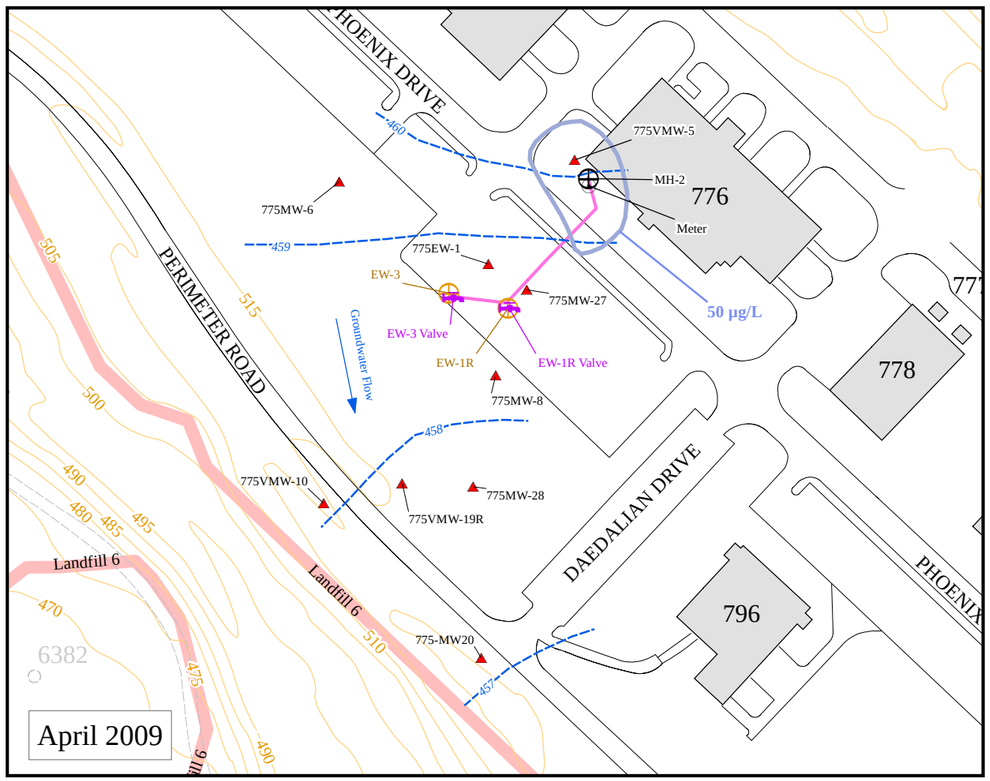

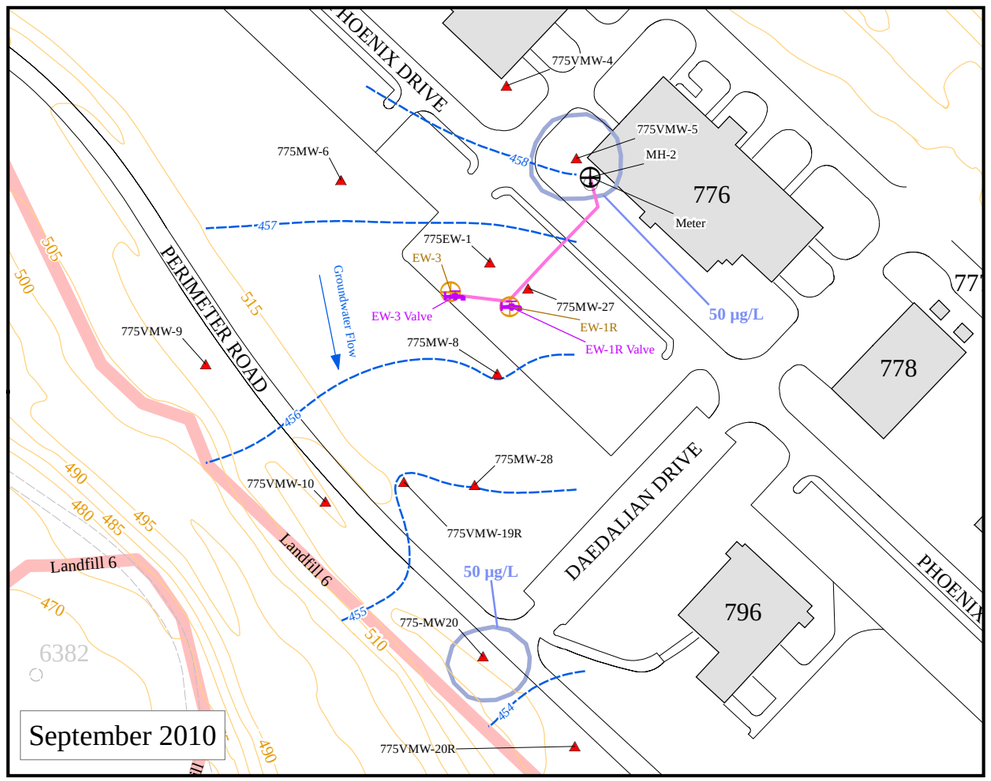

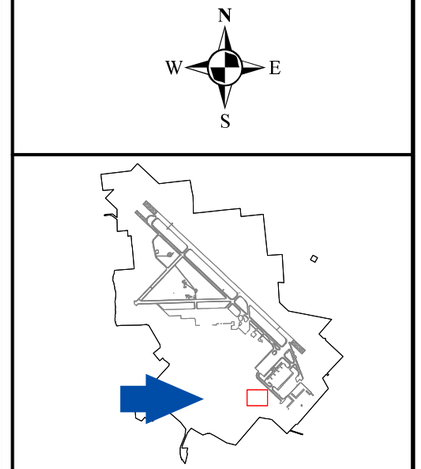

Site Location

Key to Features

- Monitoring Well
- Extraction Well
- EW Valve
- Manhole MH-2
- Meter
- TCE Contour (µg/L)
- Force Main
- Groundwater Contour (ft. AMSL)
- Existing Road/ Airfield
- Removed Road/ Airfield
- Topography (ft. AMSL)
- Demolished Facility
- Existing Facility
- Landfill 6 Boundary

0 75 150 300 Feet

Scale: 1:2,000

UNITED STATES AIR FORCE
GRIFFISS AIR FORCE BASE
ROME, NEW YORK

Figure 4-1
Building 775
TCE Sampling Locations

FPM group

Y:\GIS_Projects\Griffiss\Projects\717-06-03\PM_Quarterly_Reports\Spring 2011\Fig4-1_B775_TCE_Plume.mxd

Figure 4-2
775VMW-4 VOCs Trend

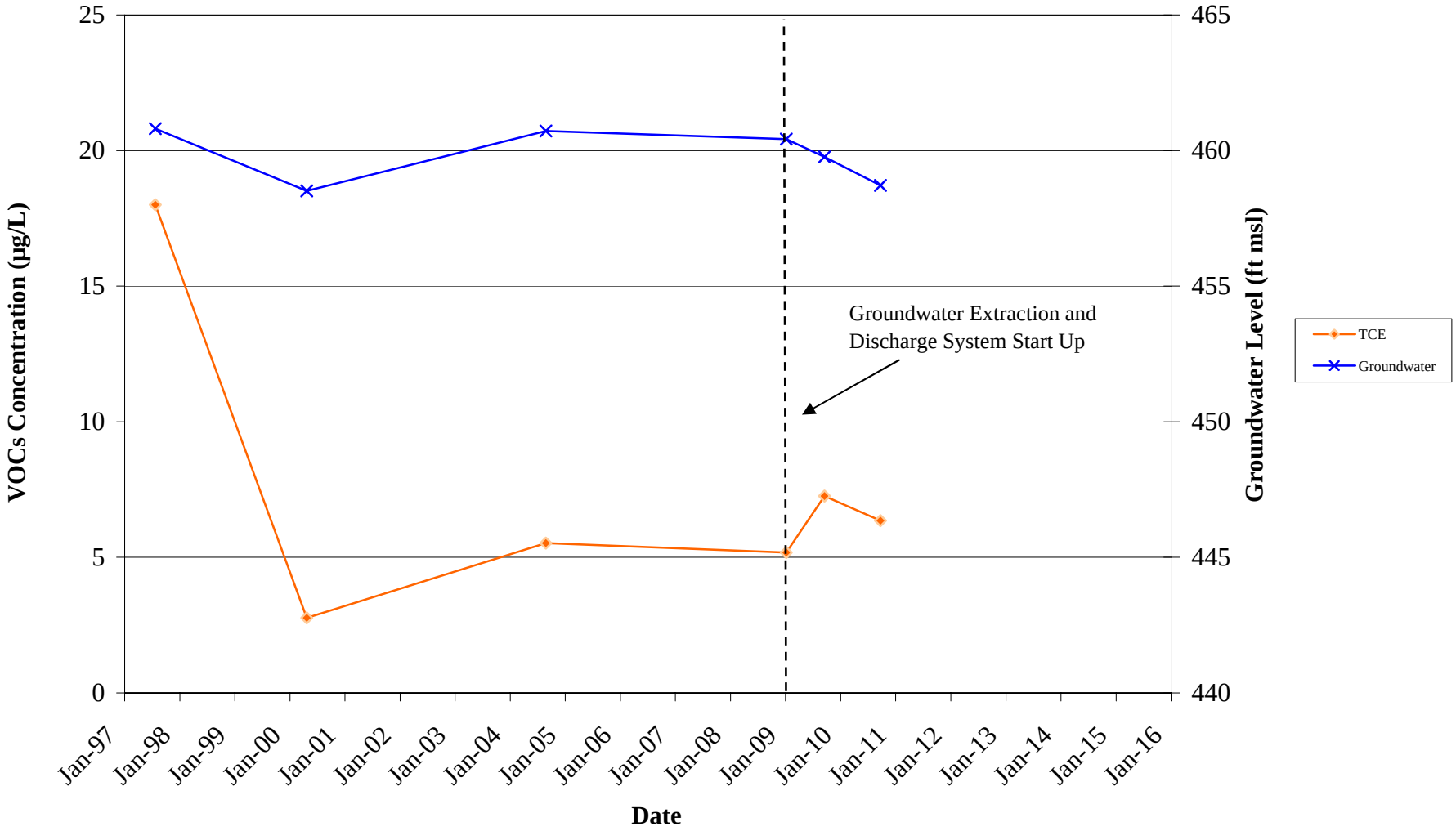

Figure 4-3
775VMW-5 VOCs Trend

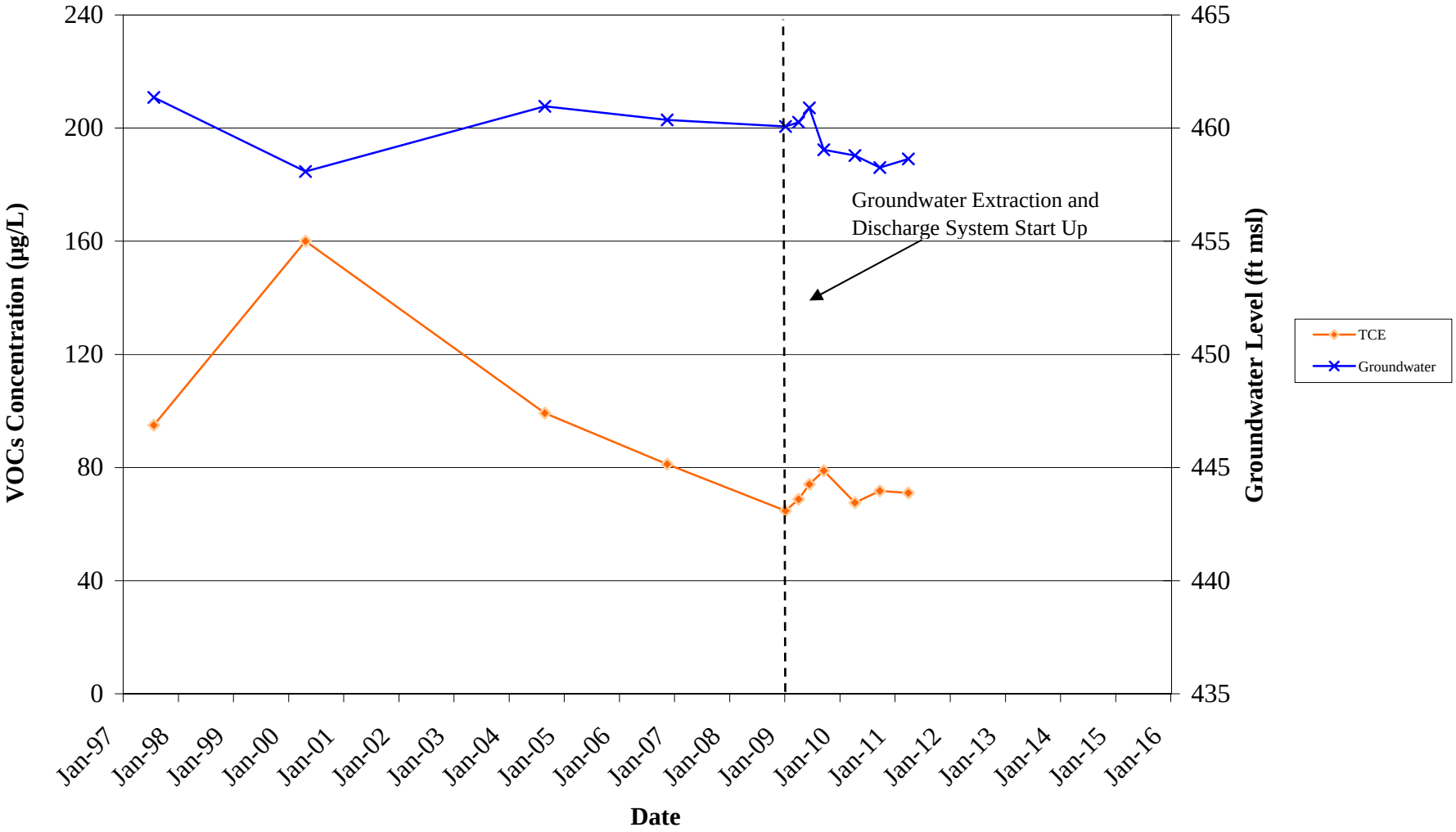

Figure 4-4
775MW-6 VOCs Trend

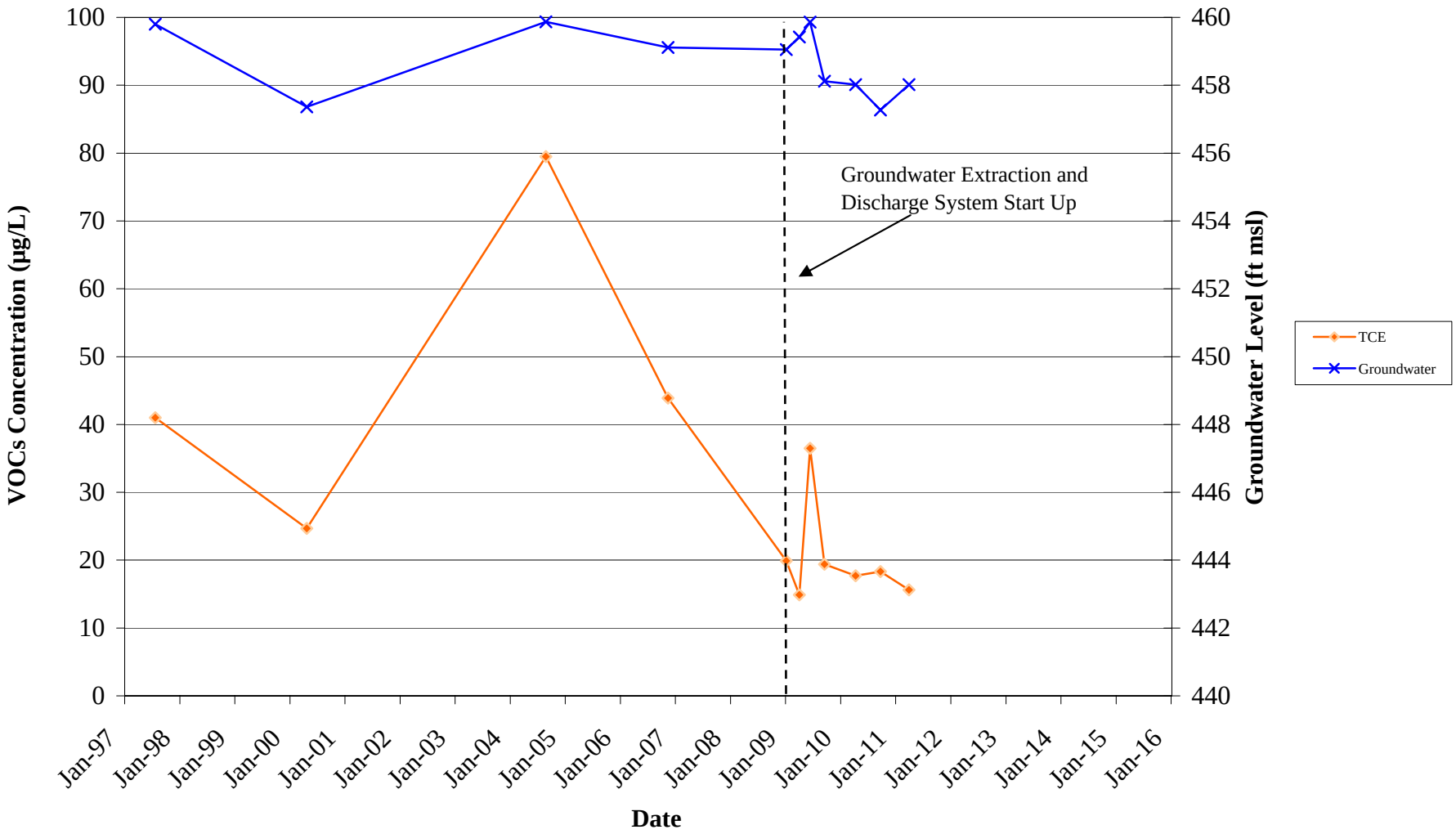

Figure 4-5
775VMW-8 VOCs Trend

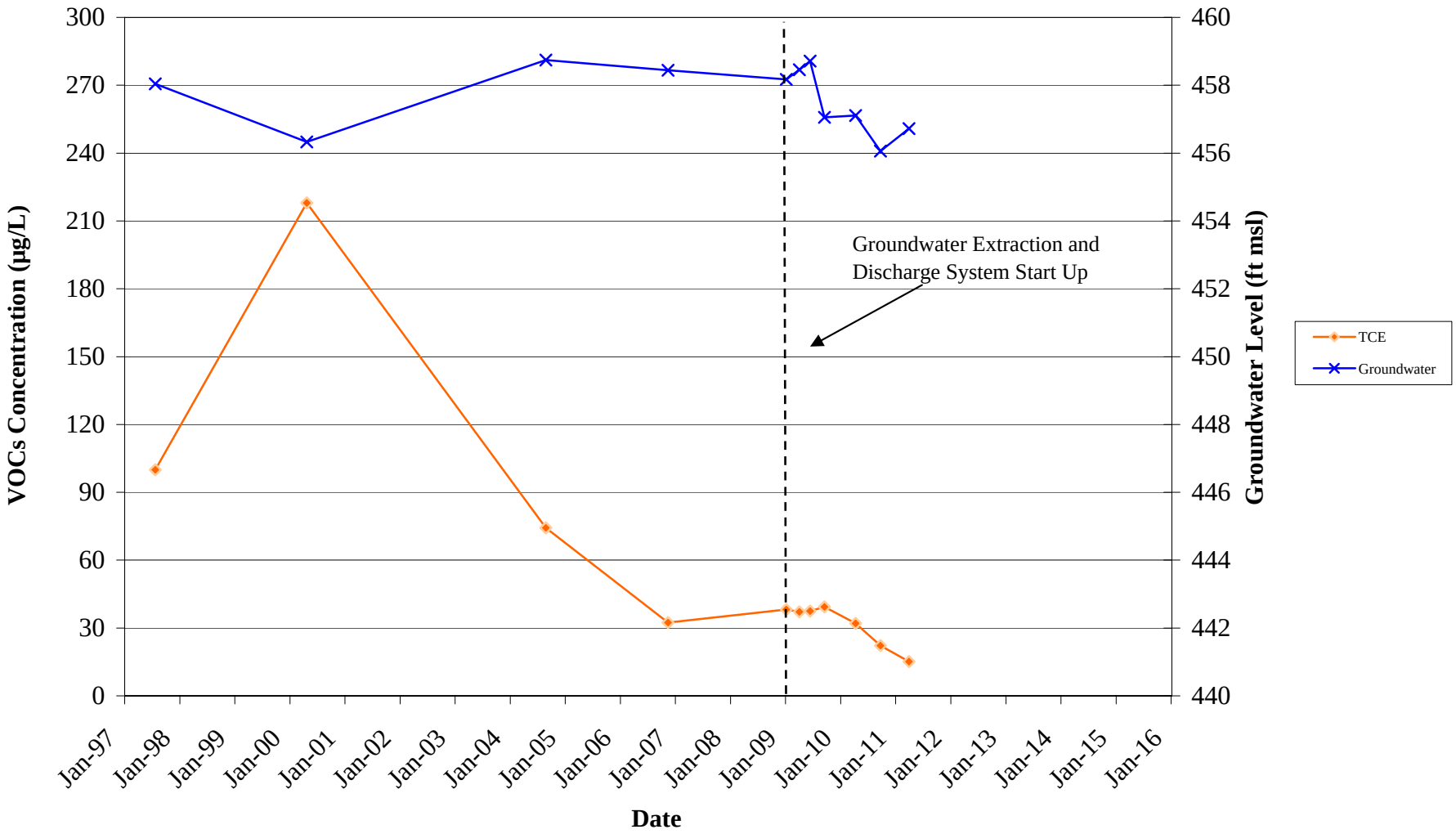

Figure 4-6
775VMW-9 VOCs Trend

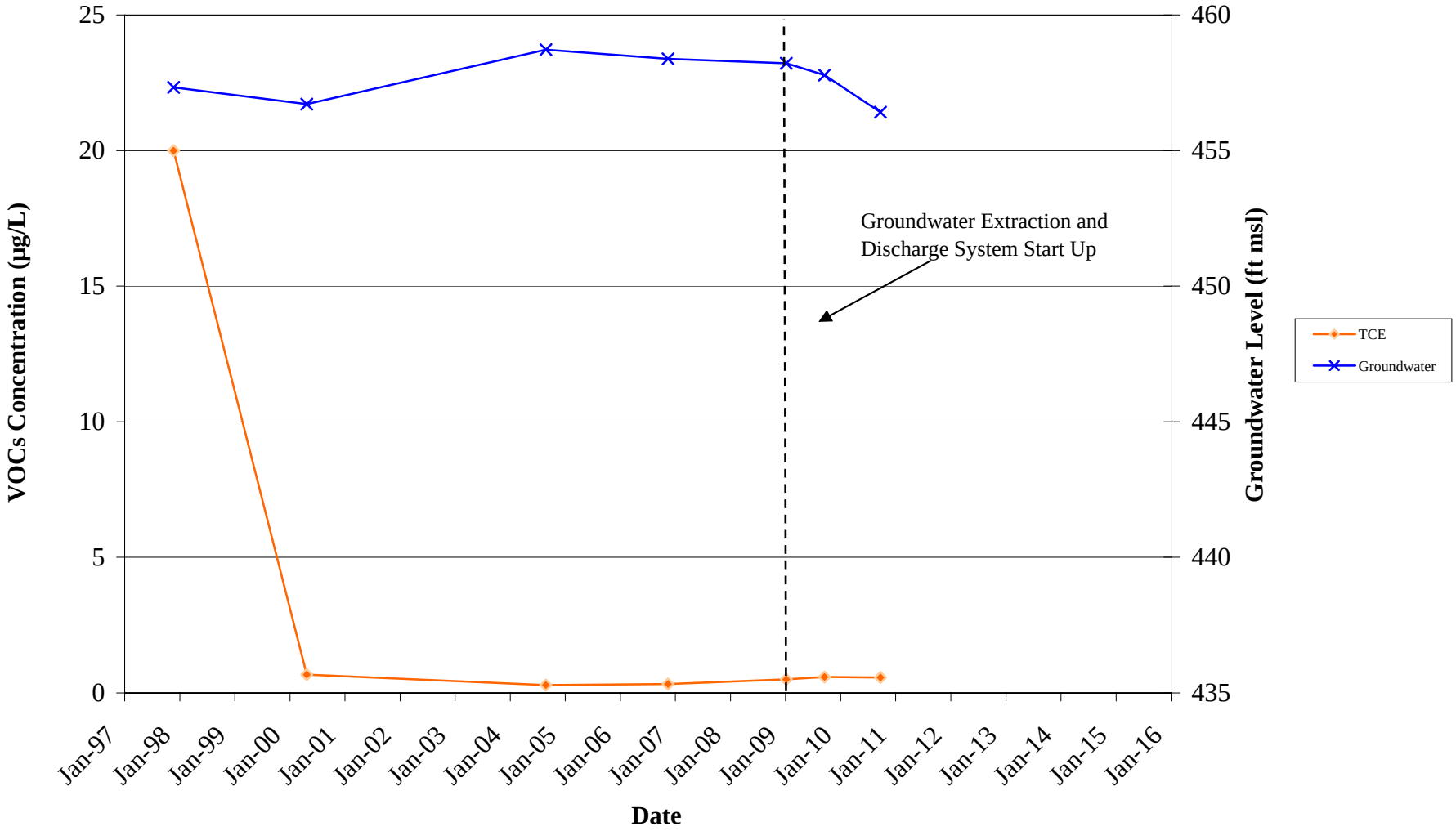

Figure 4-7
775VMW-10 VOCs Trend

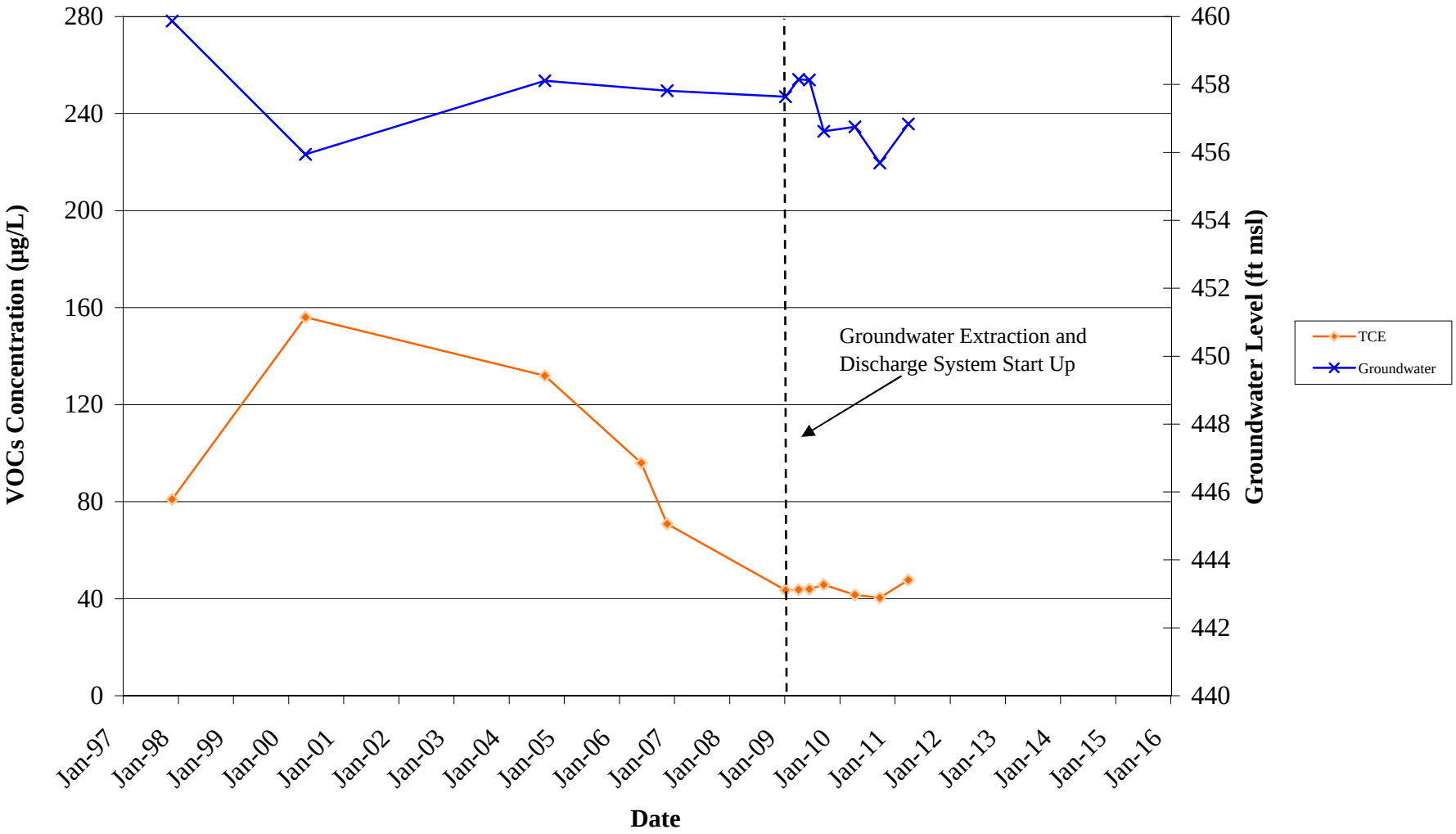

Figure 4-8
775MW-20 VOCs Trend

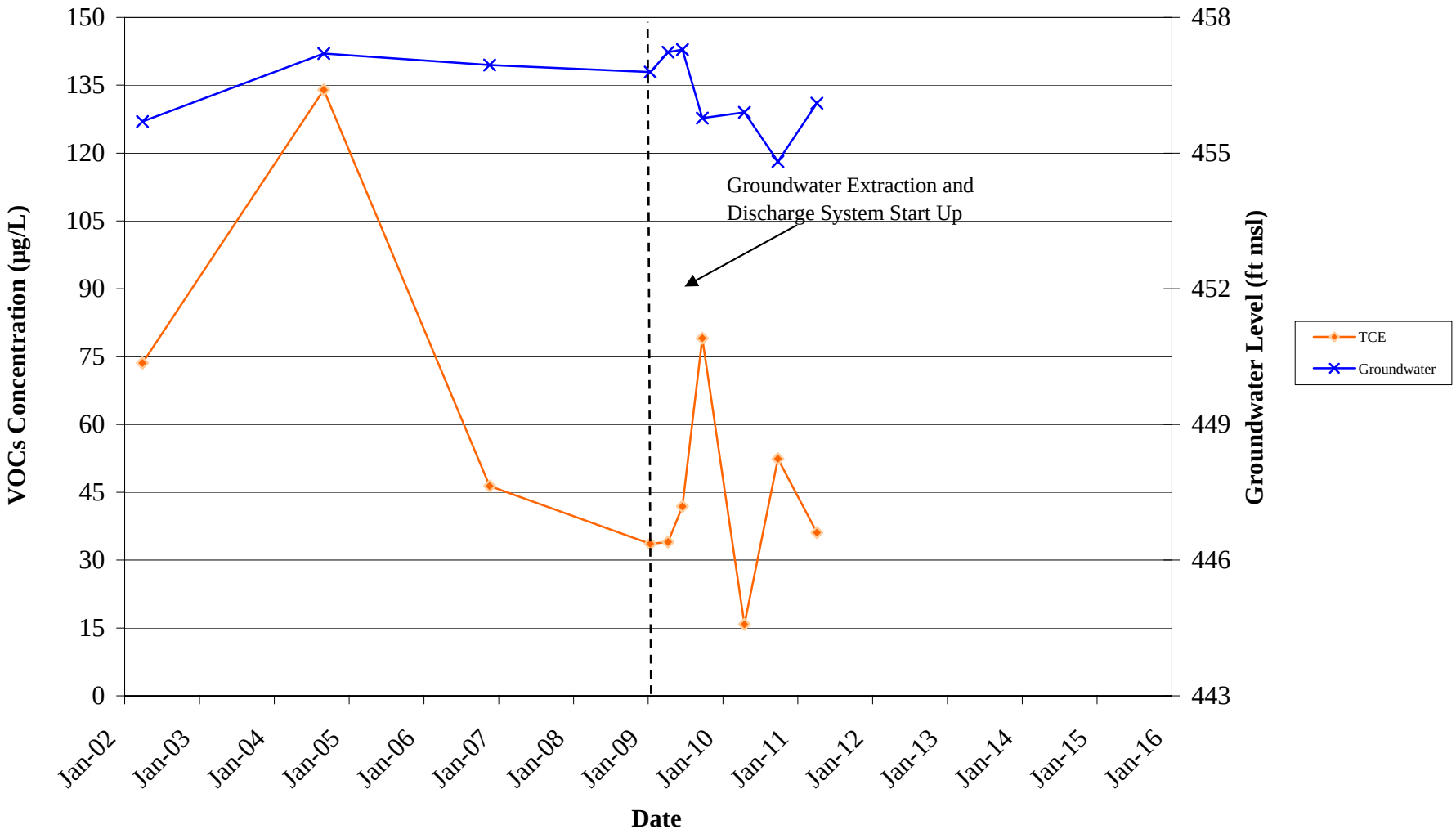

Figure 4-9
775MW-27 VOCs Trend

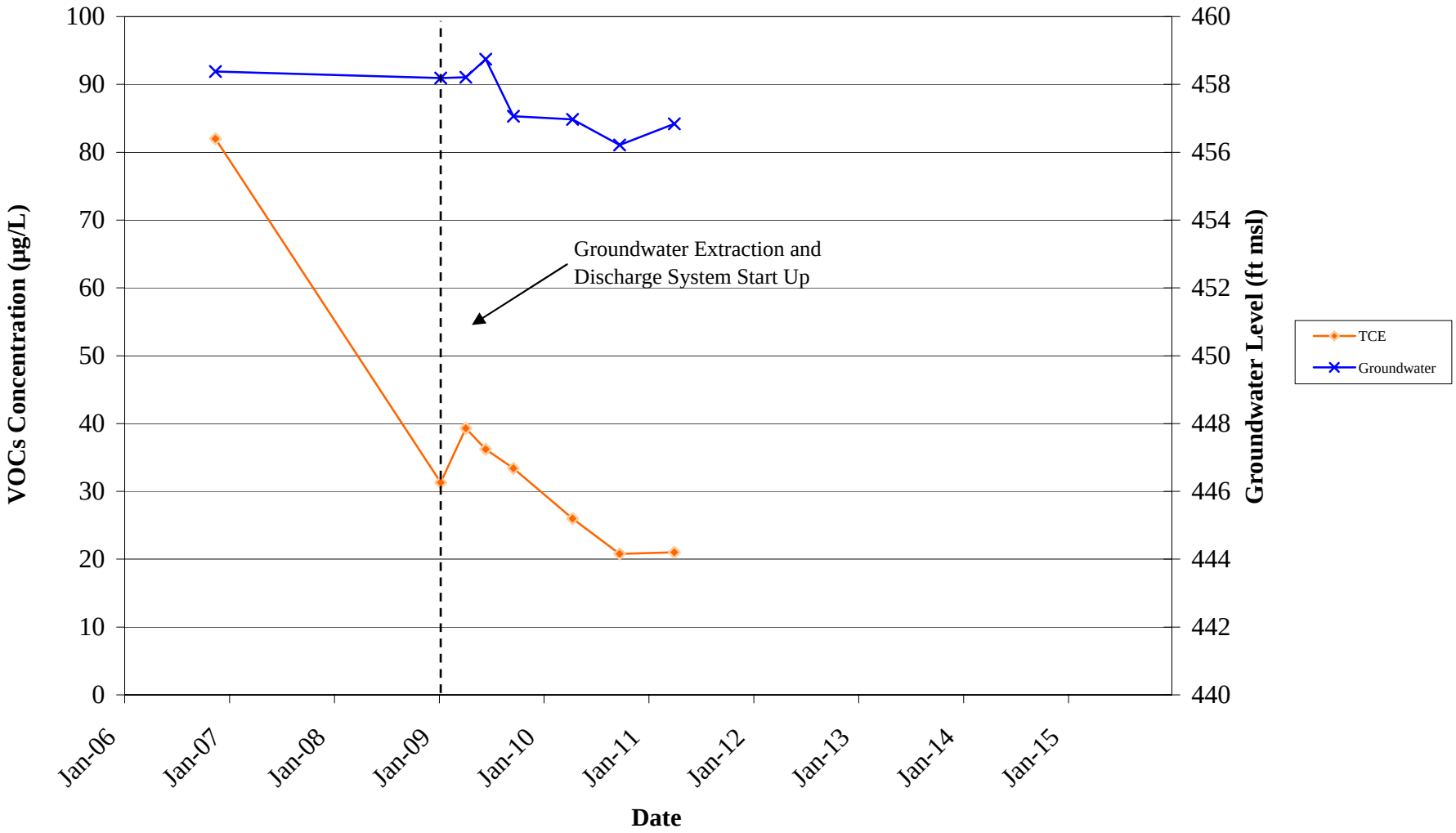

Figure 4-10
775MW-28 VOCs Trend

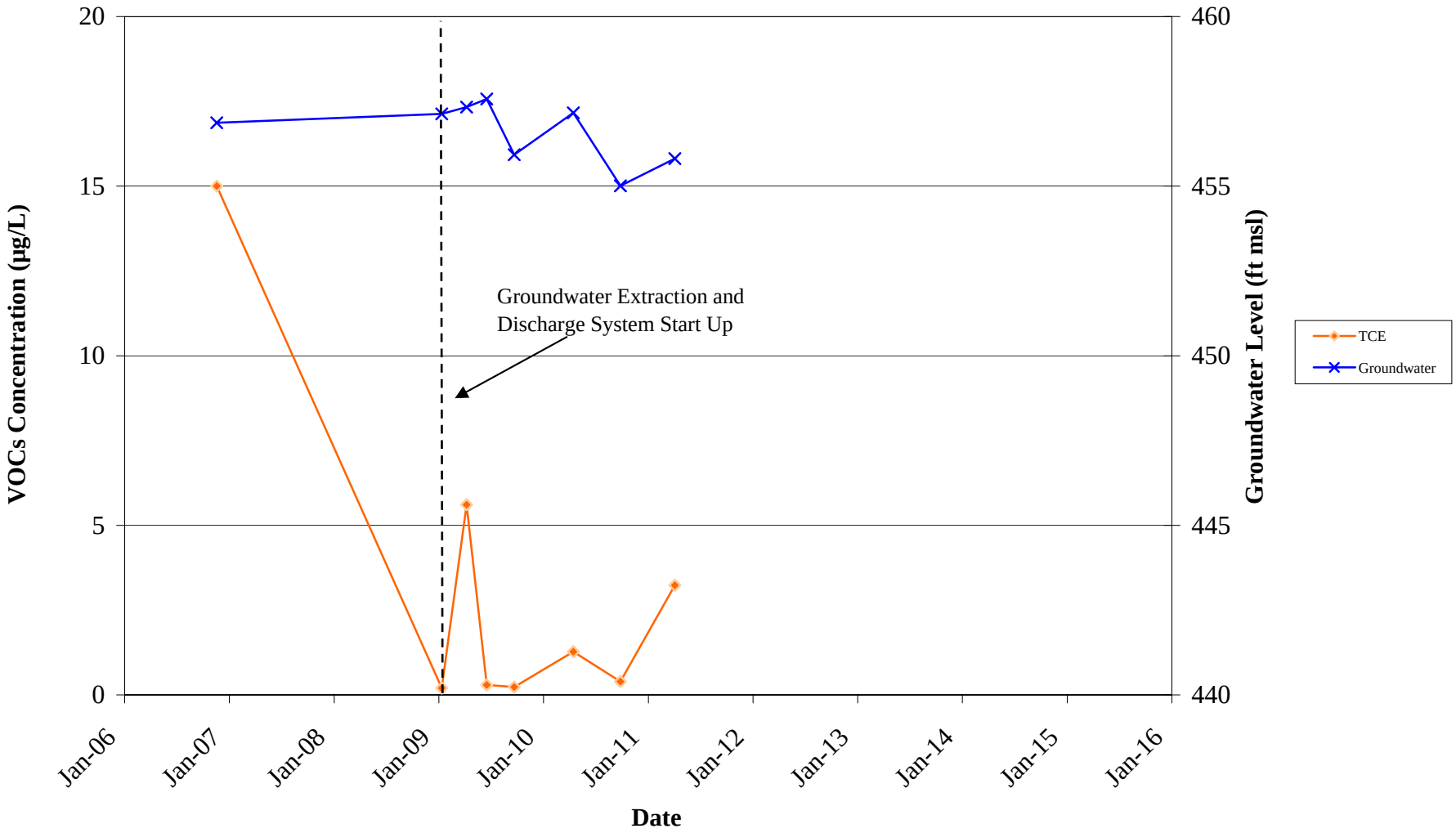

Figure 4-11
Effluent 1 VOCs Discharge

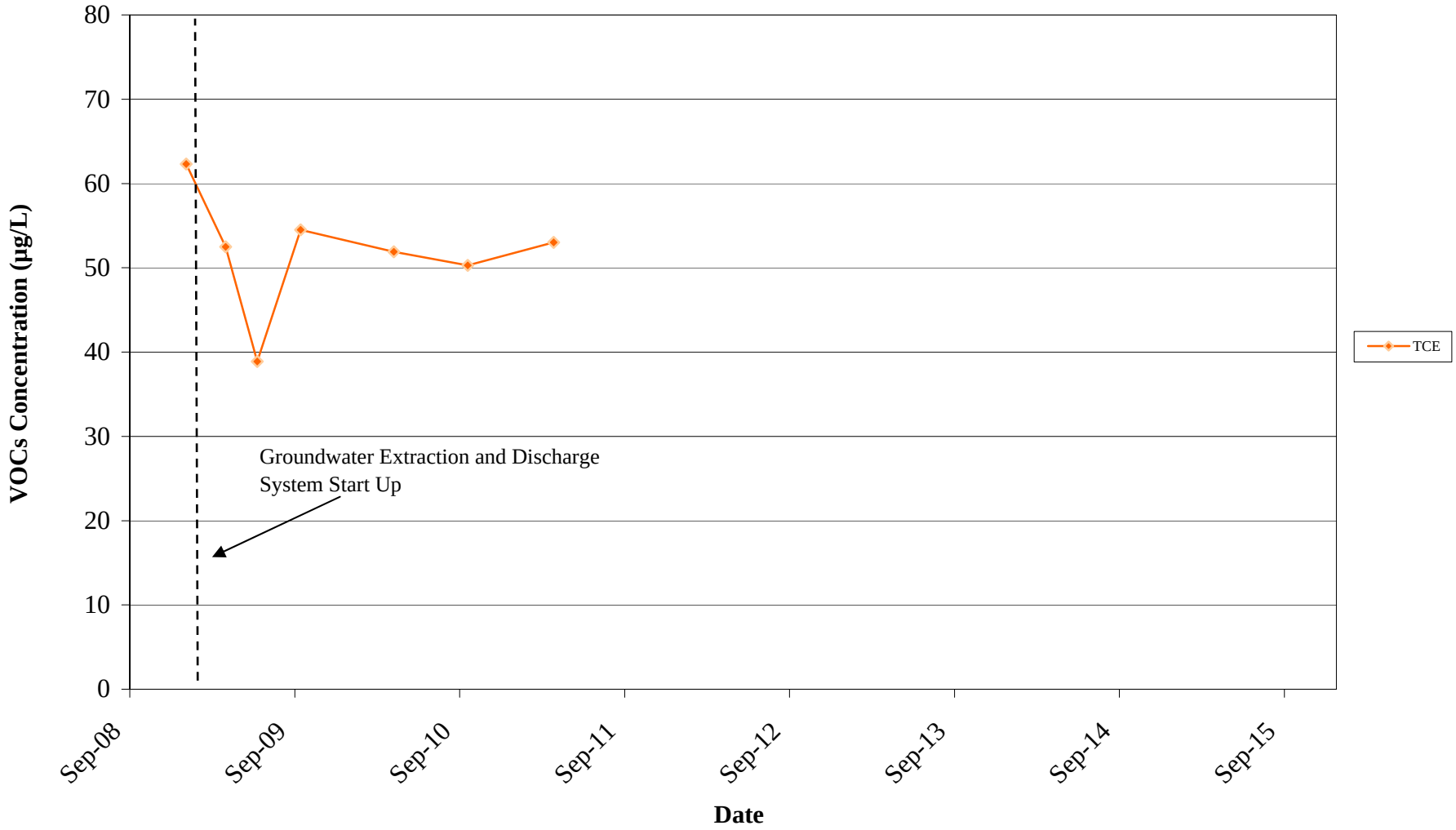

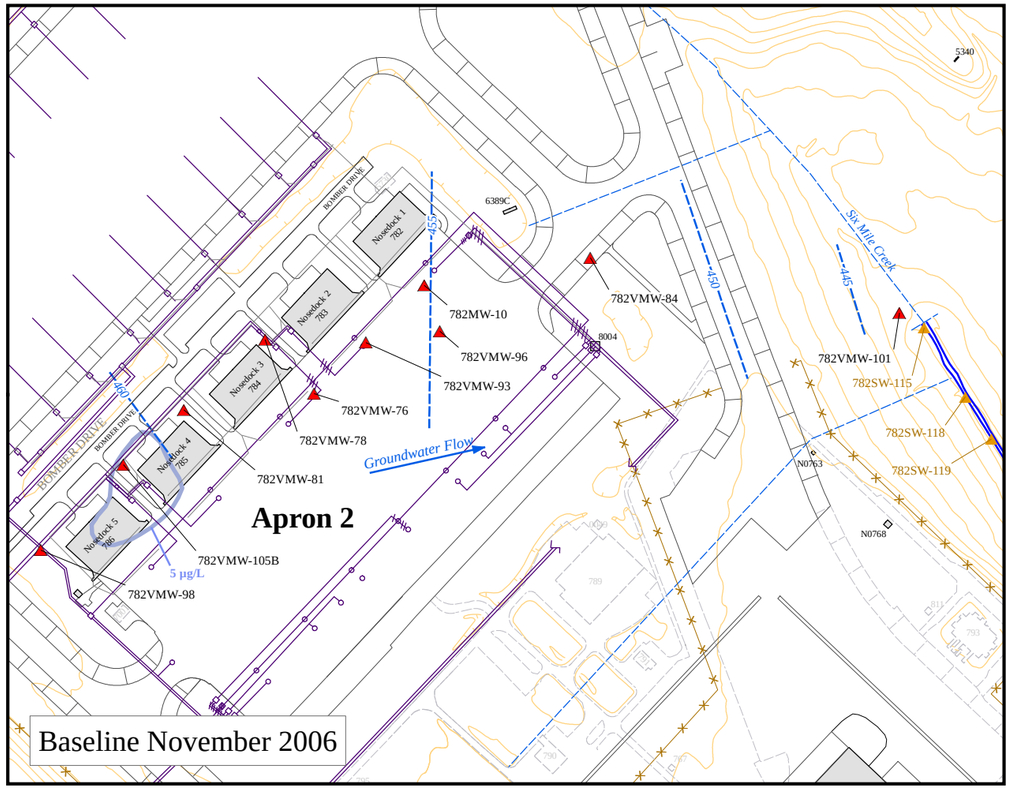

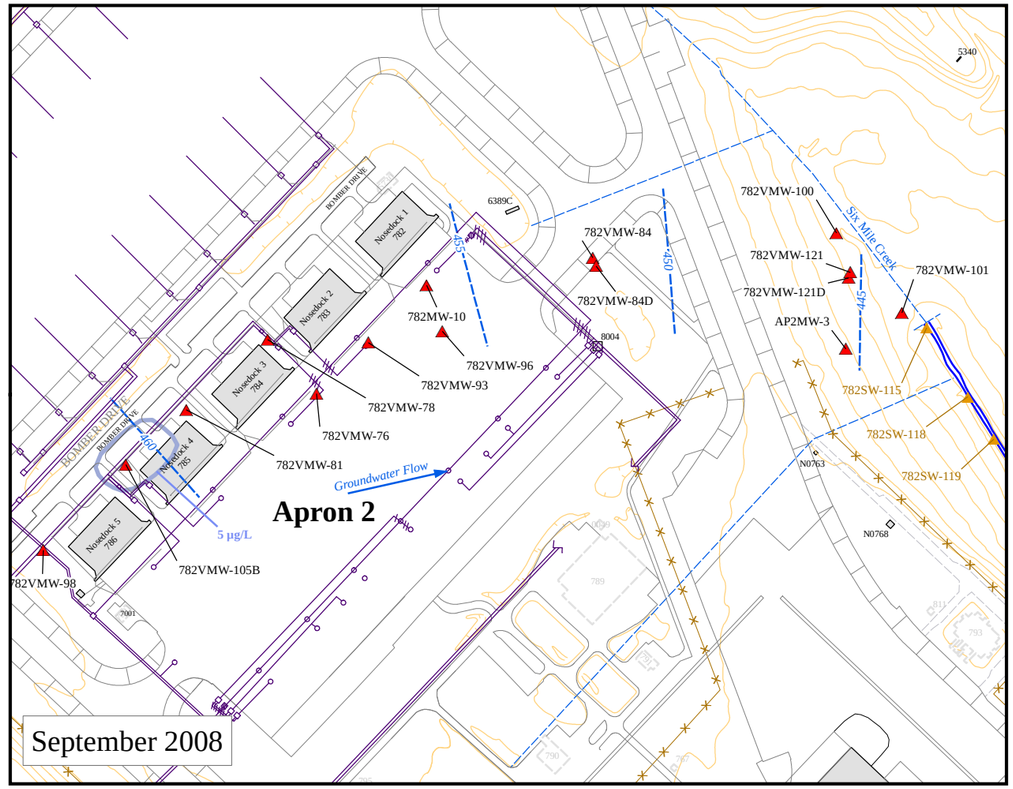

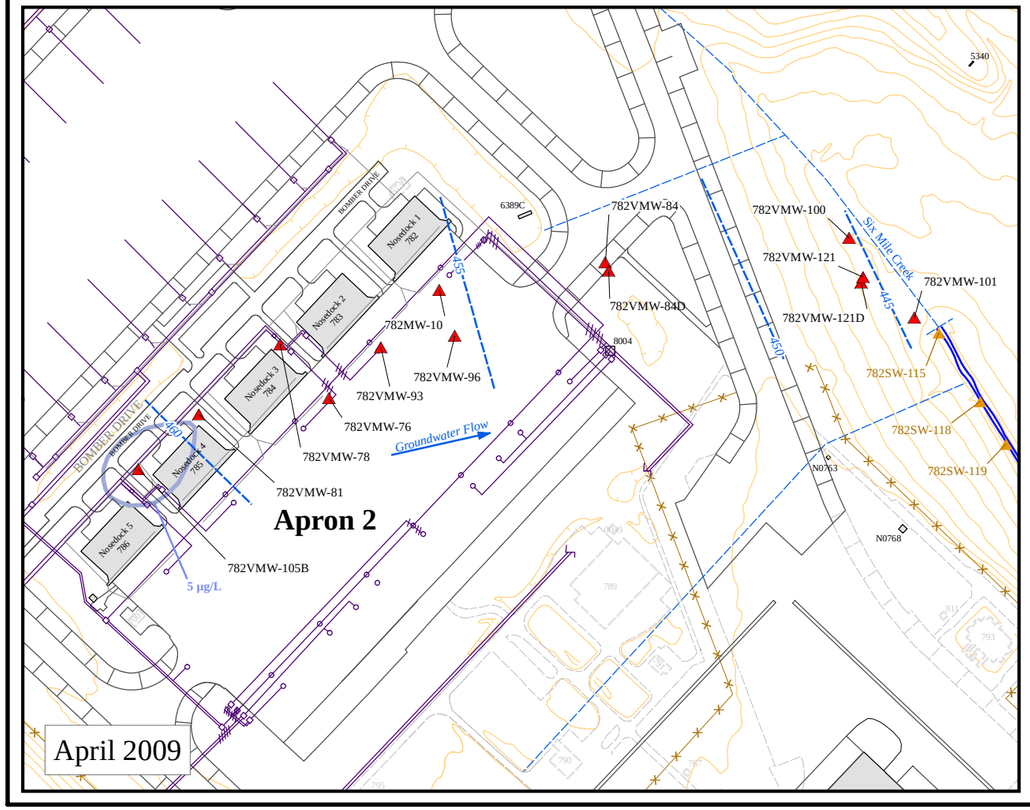

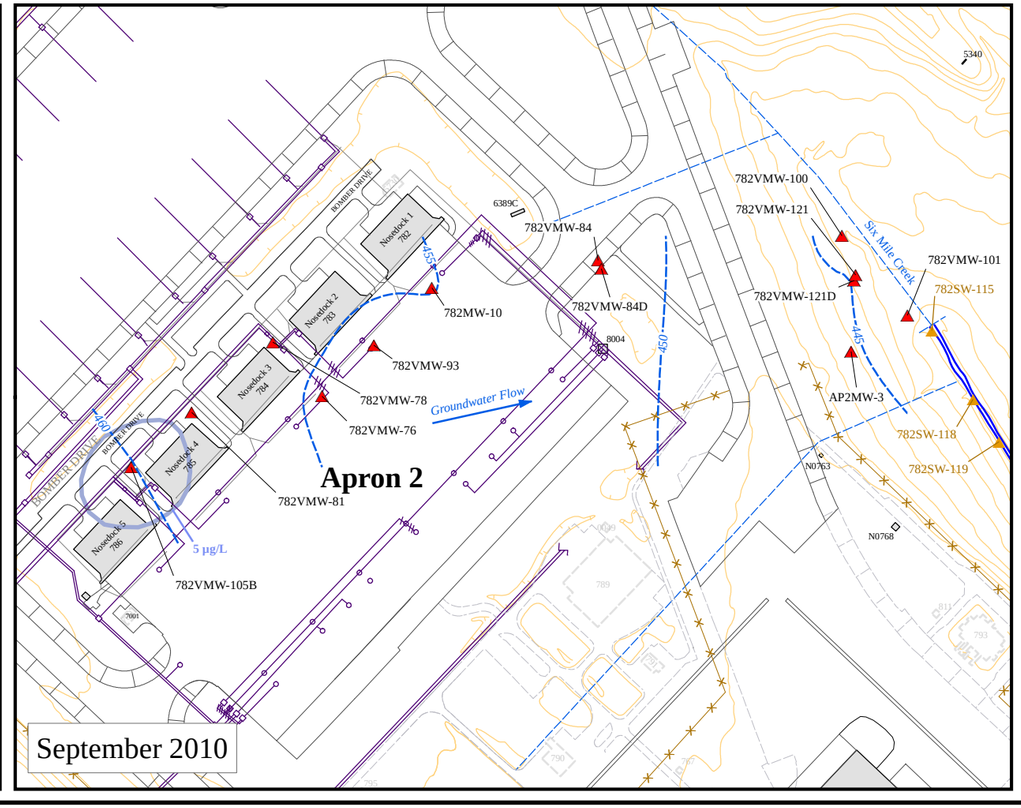

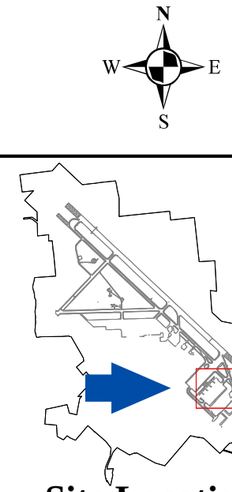

Site Location

Key to Features

- Surface Water Location
- Monitoring Well
- Groundwater Contour (ft. AMSL)
- Wash Waste System
- Pipeline
- Demolished Road/ Airfield
- Existing Road/ Airfield
- Fence
- Culvert/ Storm Drain
- Surface Water
- Topography (ft. AMSL)
- TCE Contour (5 µg/L)
- Demolished Facility
- Existing Facility

0 150 300 600 900

Feet

UNITED STATES AIR FORCE
GRIFFISS AIR FORCE BASE
ROME, NEW YORK

Figure 5-1
Apron 2
TCE Plume

FPM group

Y:\GIS_Projects\Griffiss\Projects\717-06-03\PM_Quarterly_Reports\Spring 2011\Fig5-1_AP2_TCE_Plume.mxd

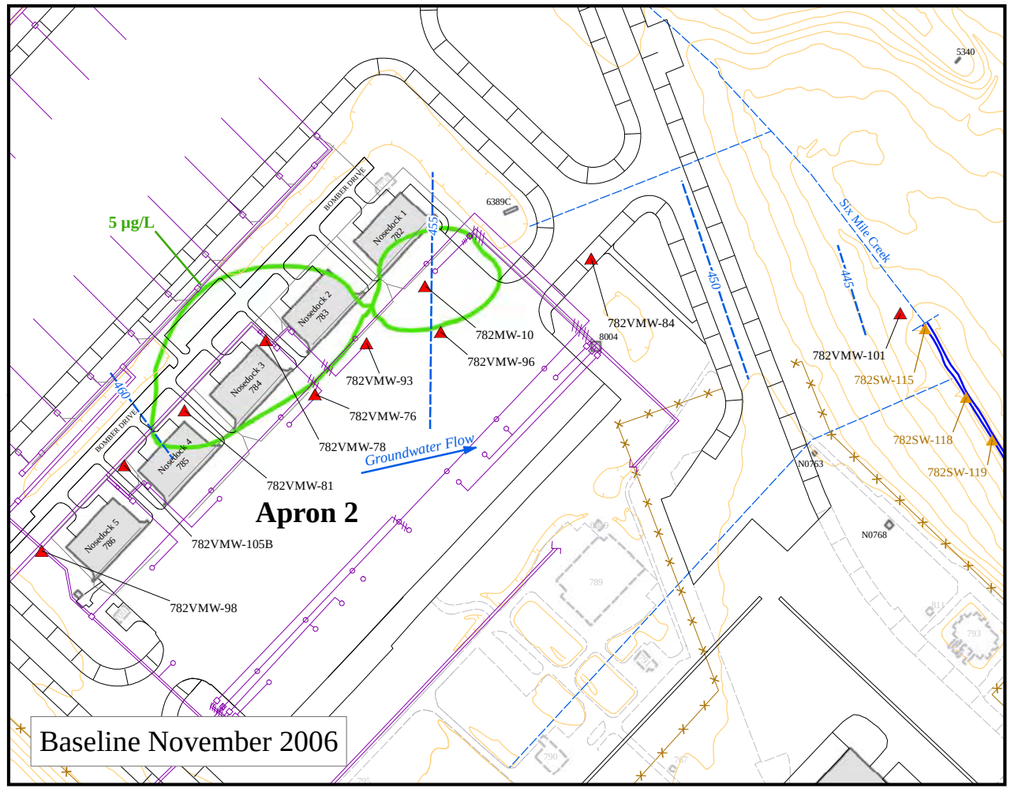

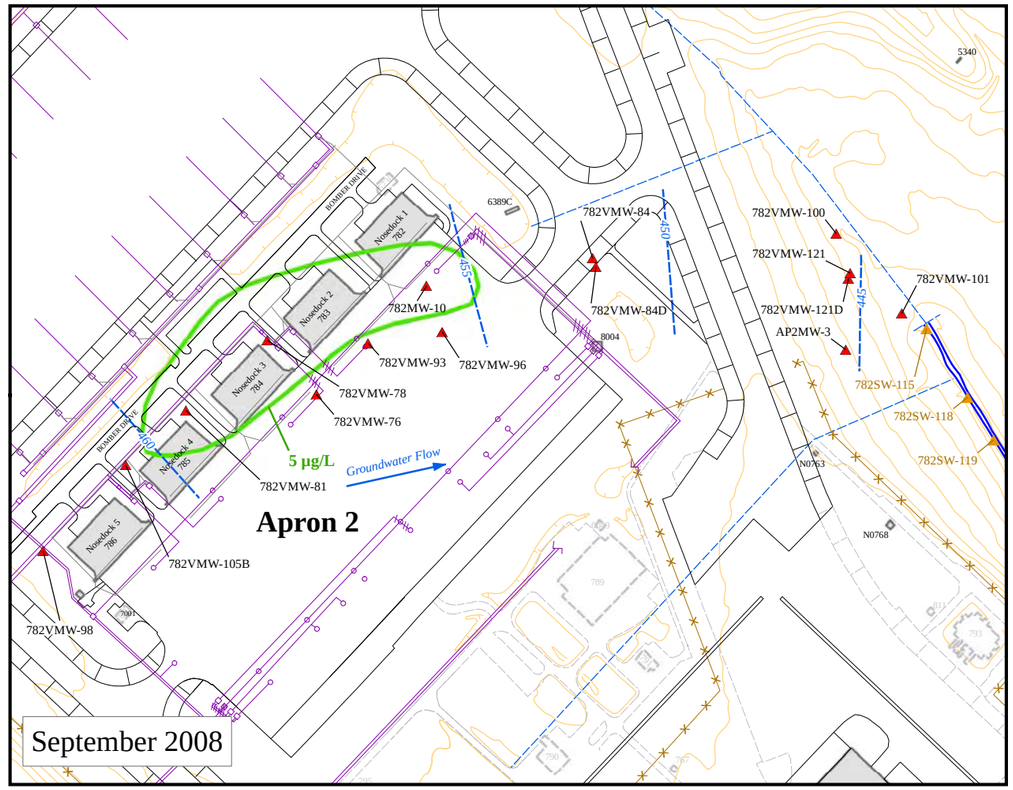

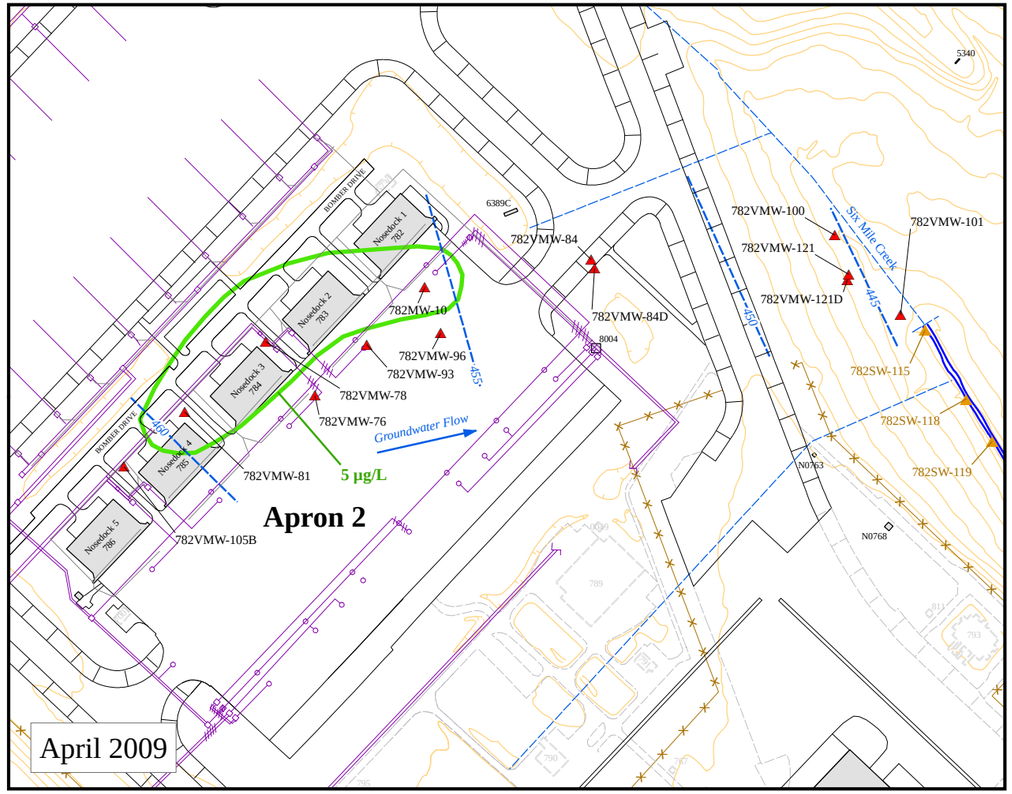

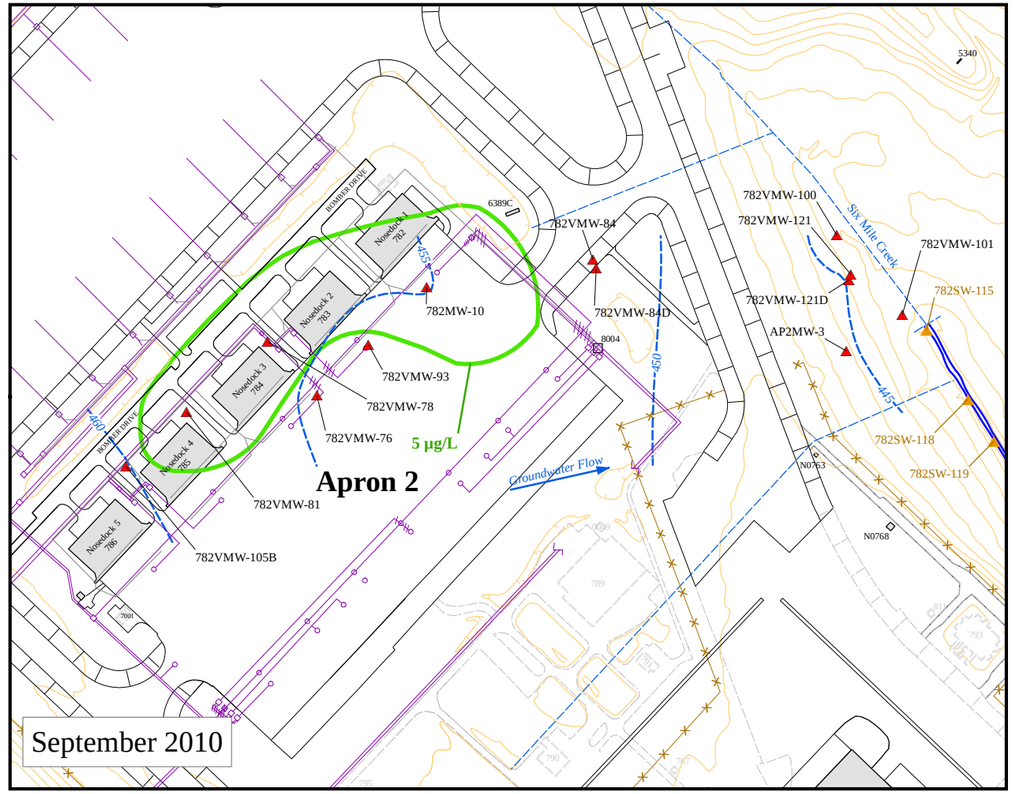

N
W E
S

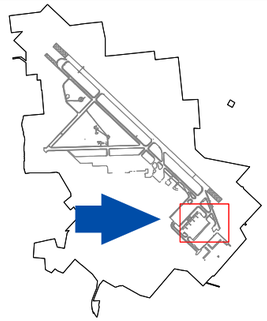

Site Location

Key to Features

- Surface Water Location
- Monitoring Well
- Groundwater Contour (ft. AMSL)
- Wash Waster System
- Pipeline
- Demolished Road/ Airfield
- Existing Road/ Airfield
- Fence
- Culvert/ Storm Drain
- Surface Water
- Topography (ft. AMSL)
- cis-1,2-DCE Contour (5 µg/L)
- Demolished Facility
- Existing Facility

0 150 300 600 900
Feet

UNITED STATES AIR FORCE
GRIFFISS AIR FORCE BASE
ROME, NEW YORK

Figure 5-2
Apron 2
cis-1,2,-DCE Plume

FPM group

Y:\GIS_Projects\Griffiss\Projects\717-06-03\PM_Quarterly_Reports\Spring 2011\Fig5-2_AP2_DCE_Plume.mxd

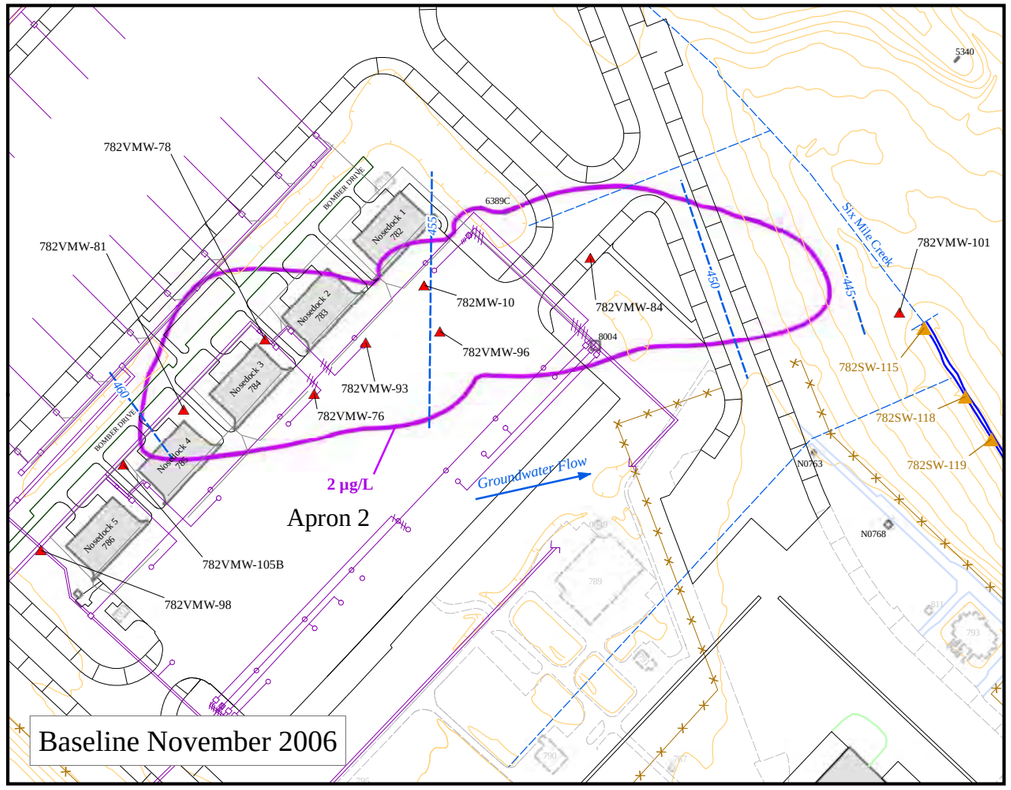

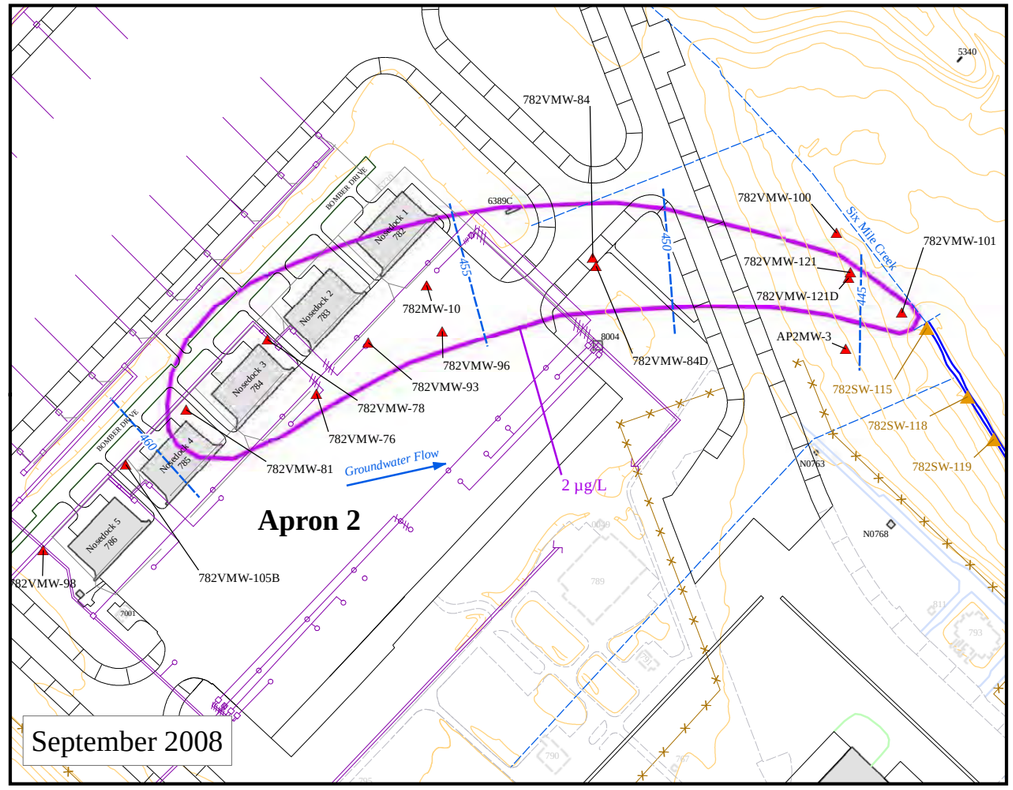

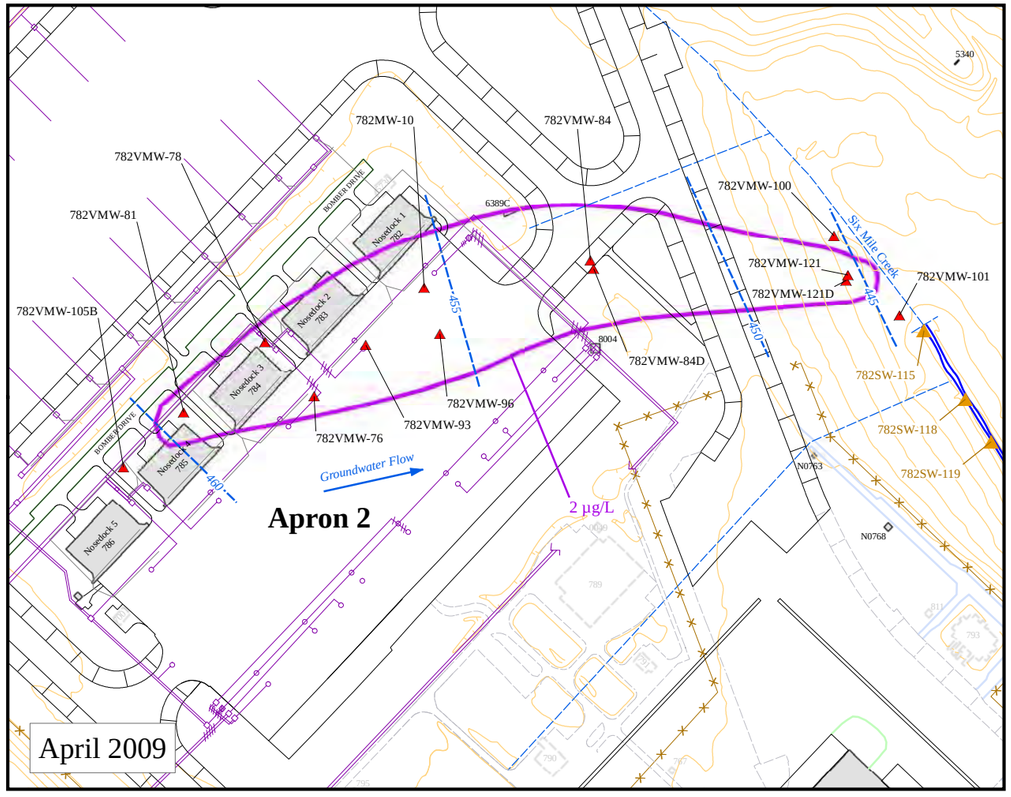

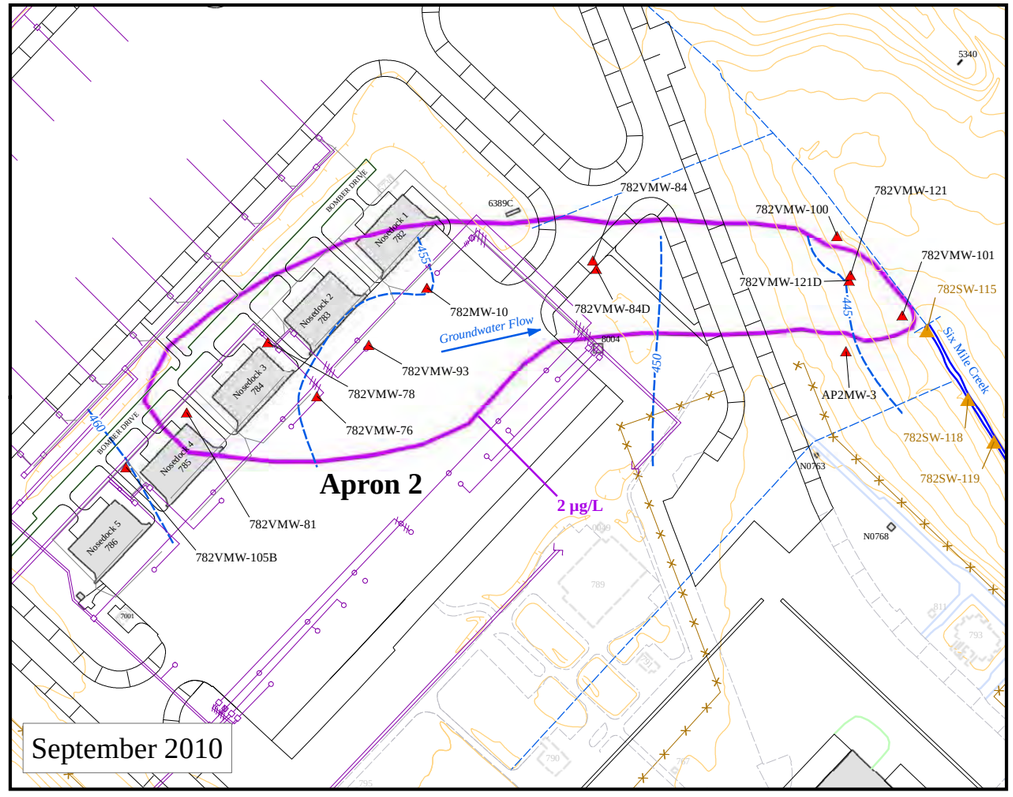



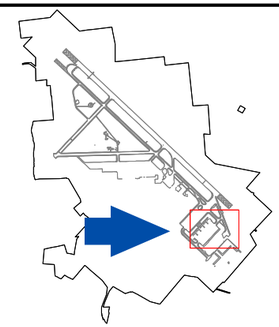

Site Location

Key to Features

- Surface Water Location
- Monitoring Well
- Groundwater Contour (ft. AMSL)
- Wash Waste System
- Pipeline
- Demolished Road/ Airfield
- Existing Road/ Airfield
- Fence
- Culvert/ Storm Drain
- Surface Water
- Topography (ft. AMSL)
- VC Contour (2 µg/L)
- Demolished Facility
- Existing Facility

0 150 300 600 900
Feet

UNITED STATES AIR FORCE
GRIFFISS AIR FORCE BASE
ROME, NEW YORK

Figure 5-3
Apron 2
VC Plume

FPM group

Y:\GIS_Projects\Griffiss\Projects\717-06-03\PM_Quarterly_Reports\Spring 2011\Fig5-3_AP2_VC_Plume.mxd

Figure 5-4
782VMW-76 VOCs Trend

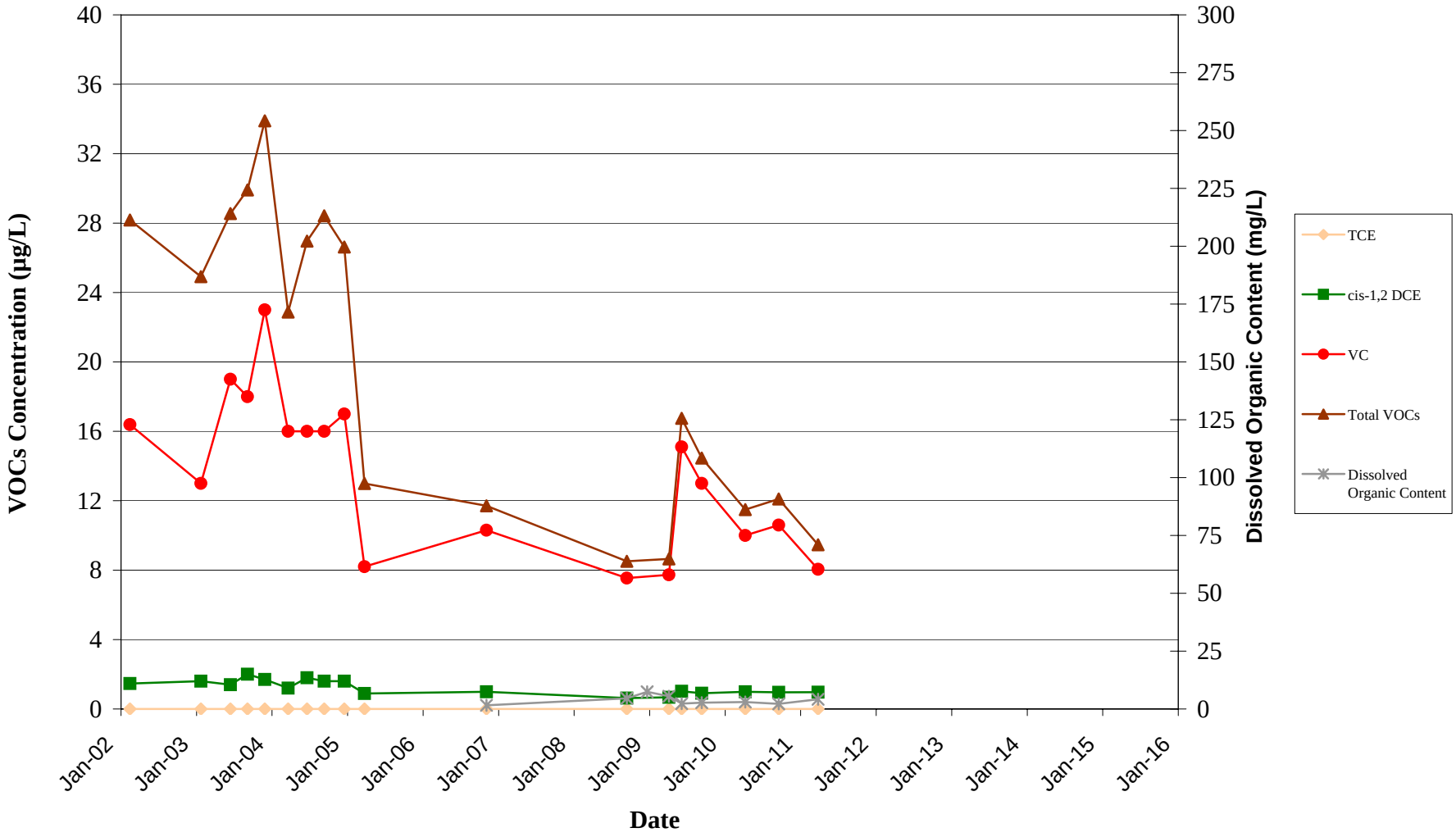

Figure 5-5
782VMW-78 VOCs Trend

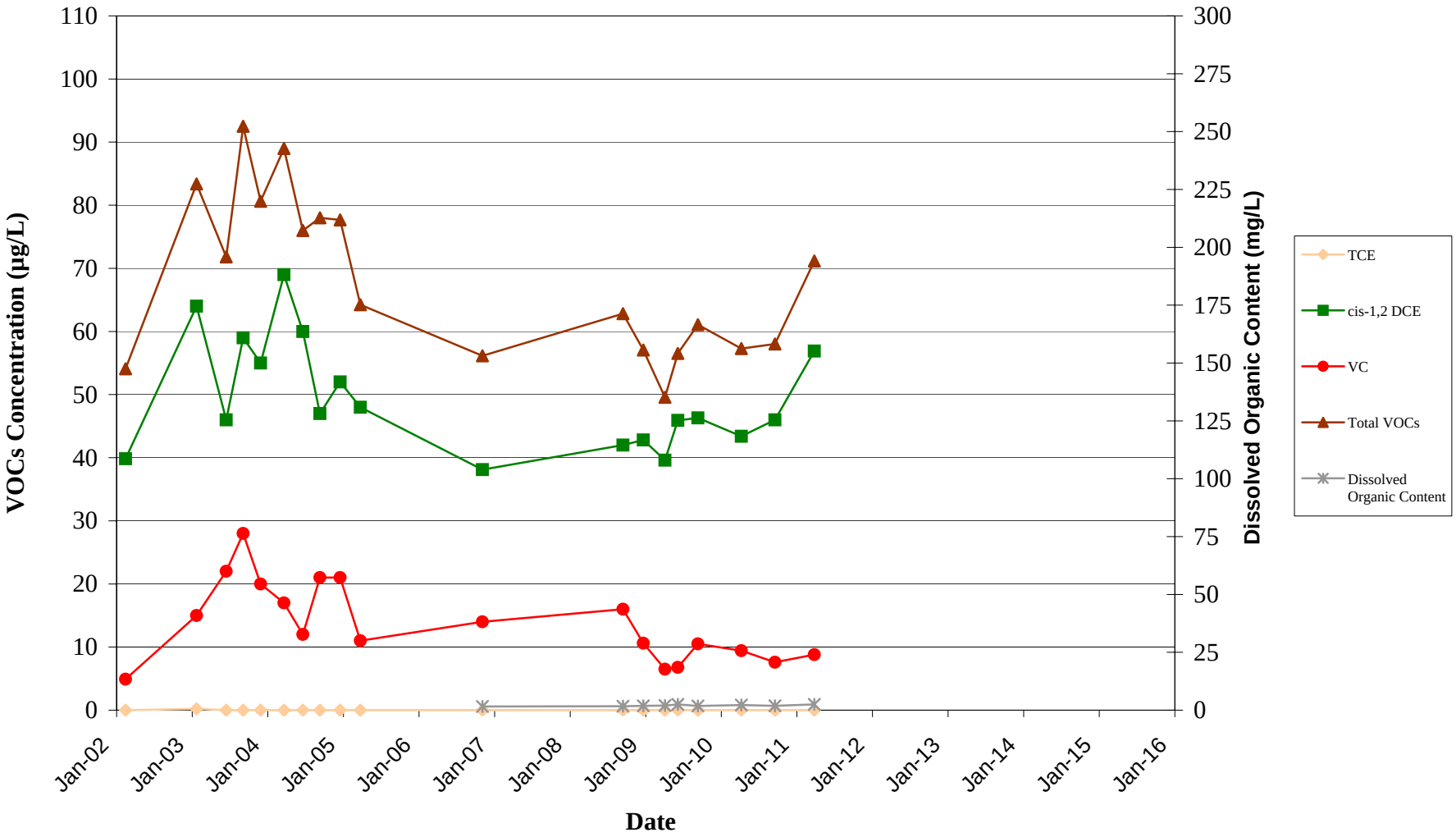

Figure 5-6
782VMW-81 VOCs Trend

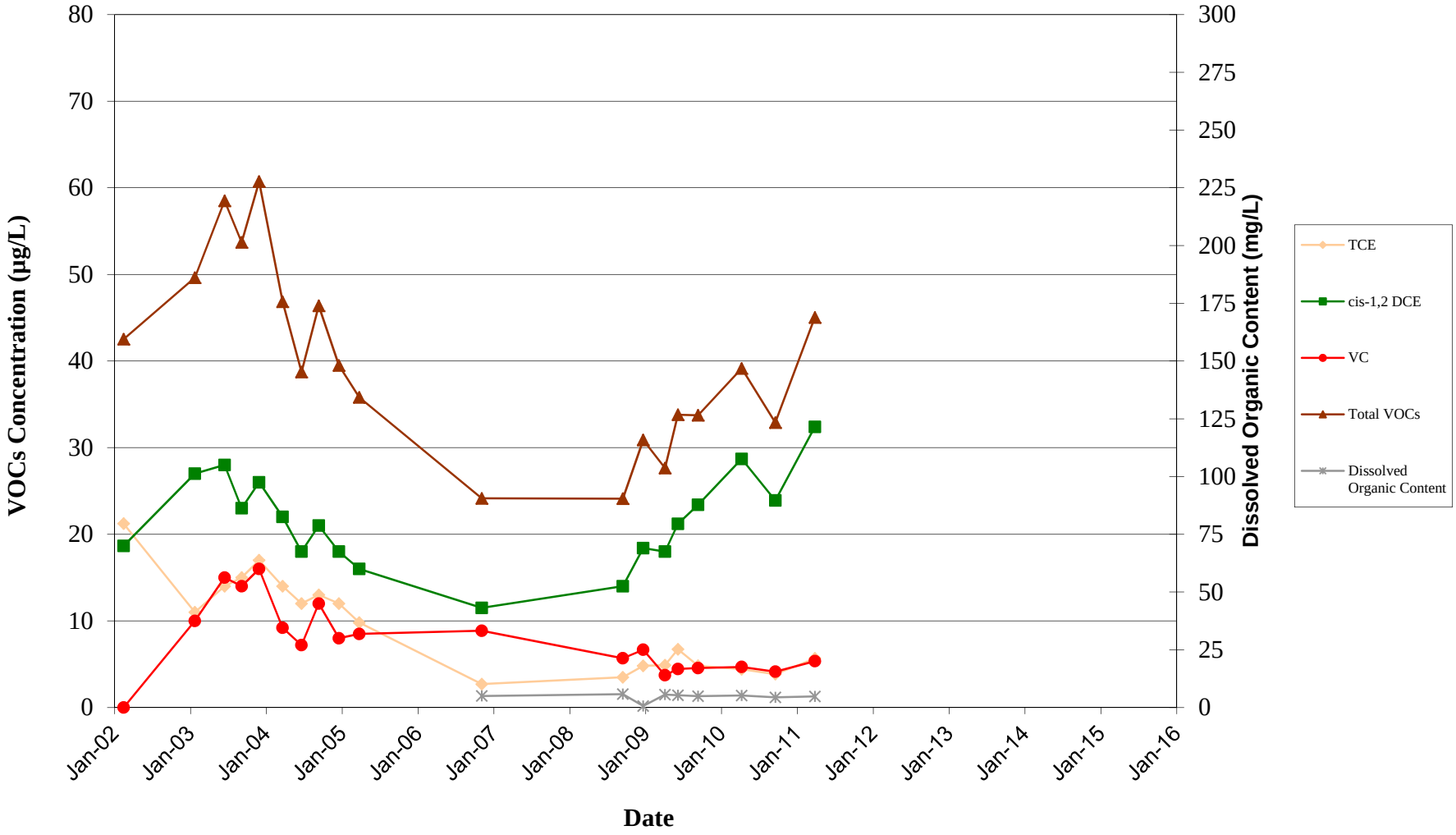

Figure 5-7
782VMW-84 VOCs Trend

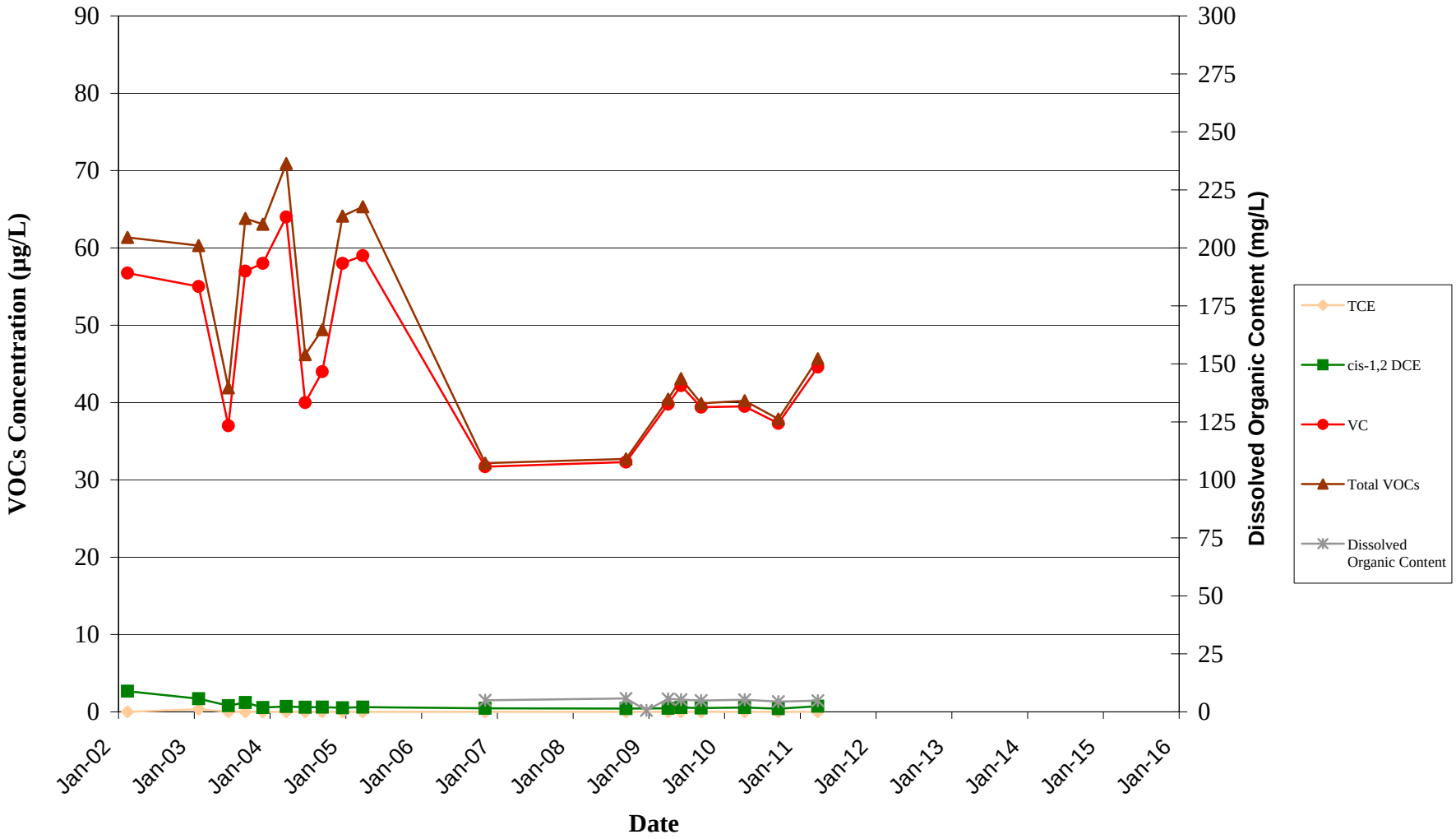

Figure 5-8
782VMW-93 VOCs Trend

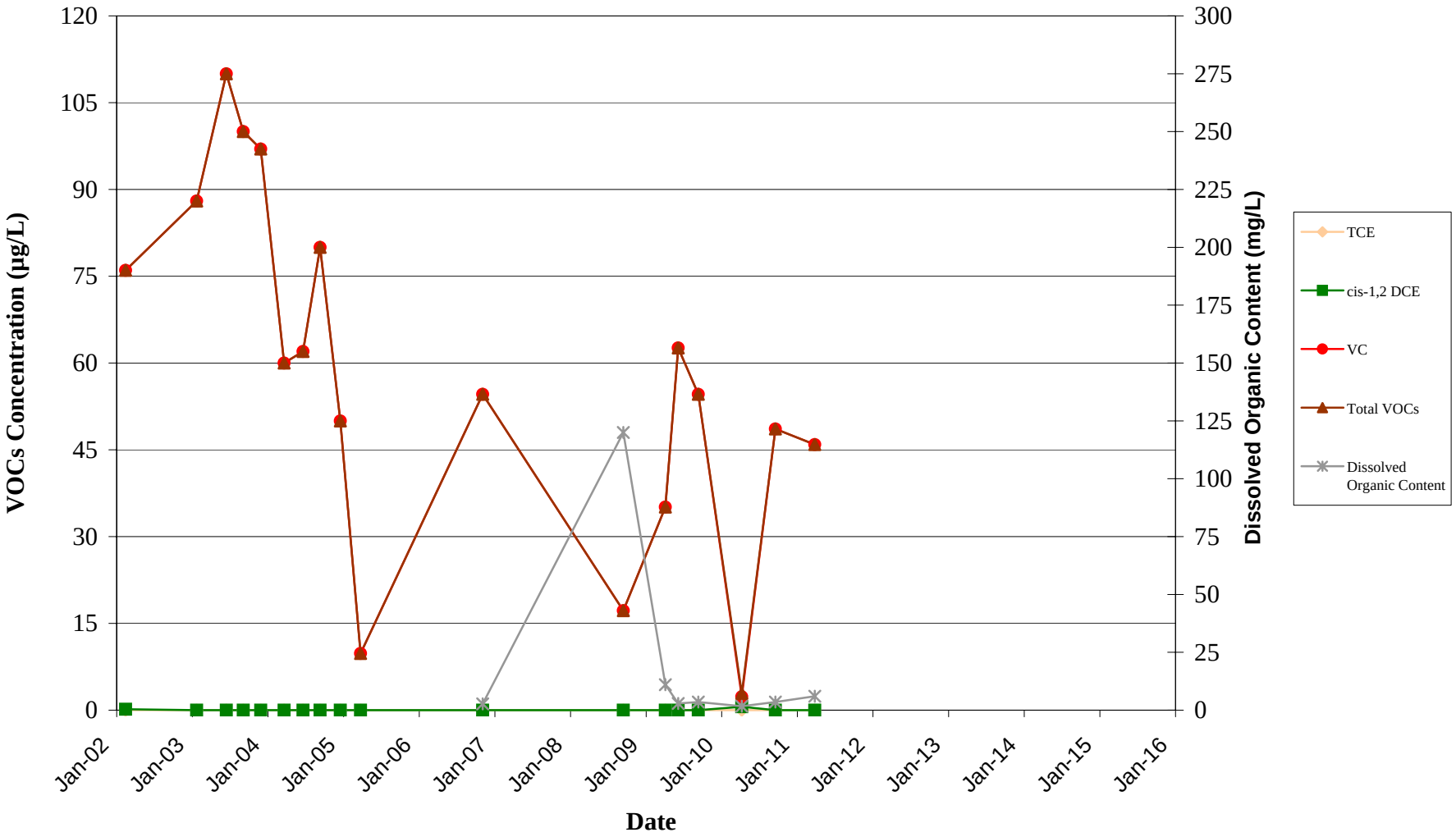

Figure 5-9
782VMW-101 VOCs Trend

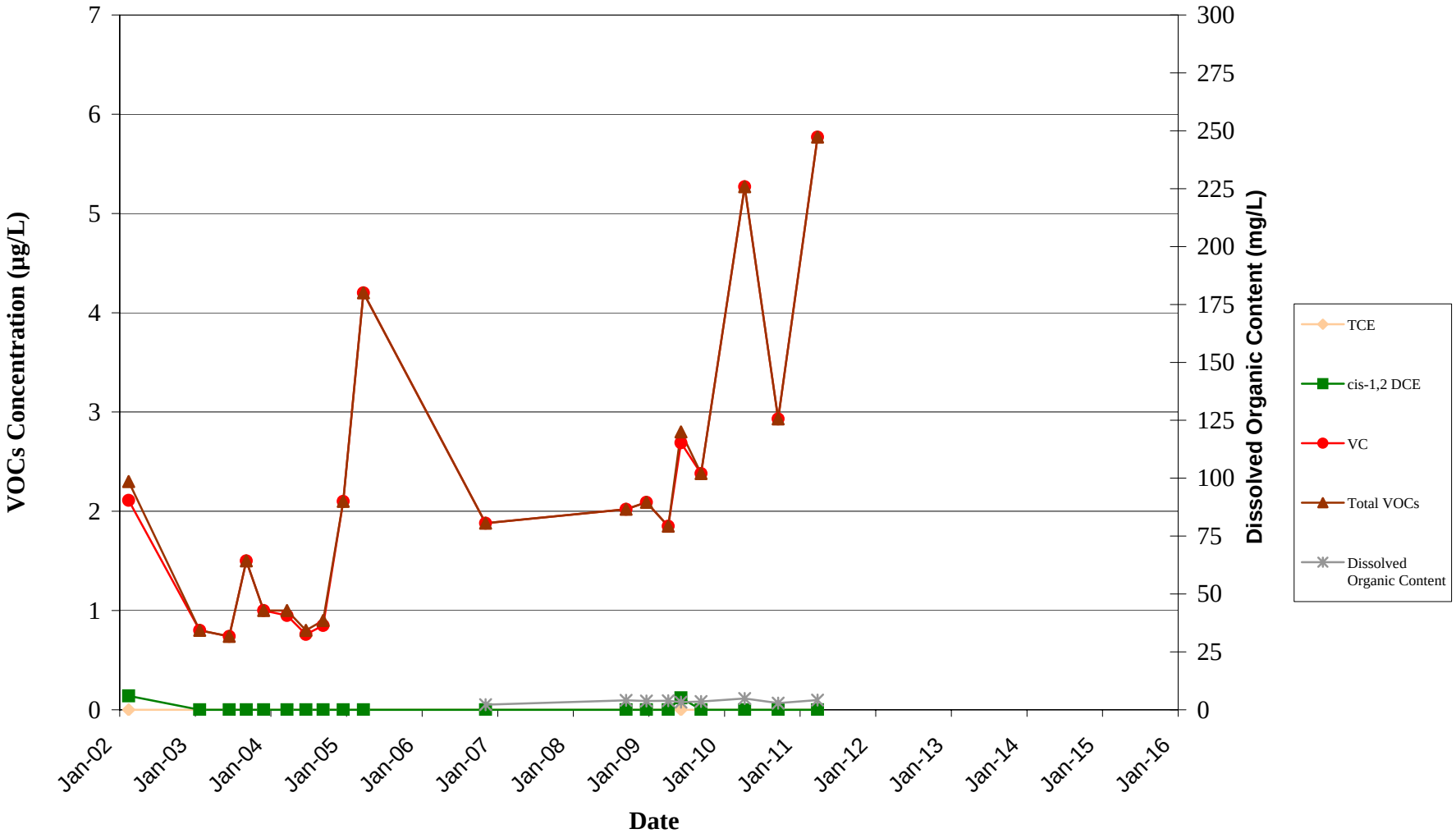

Figure 5-9
782VMW-101 VOCs Trend

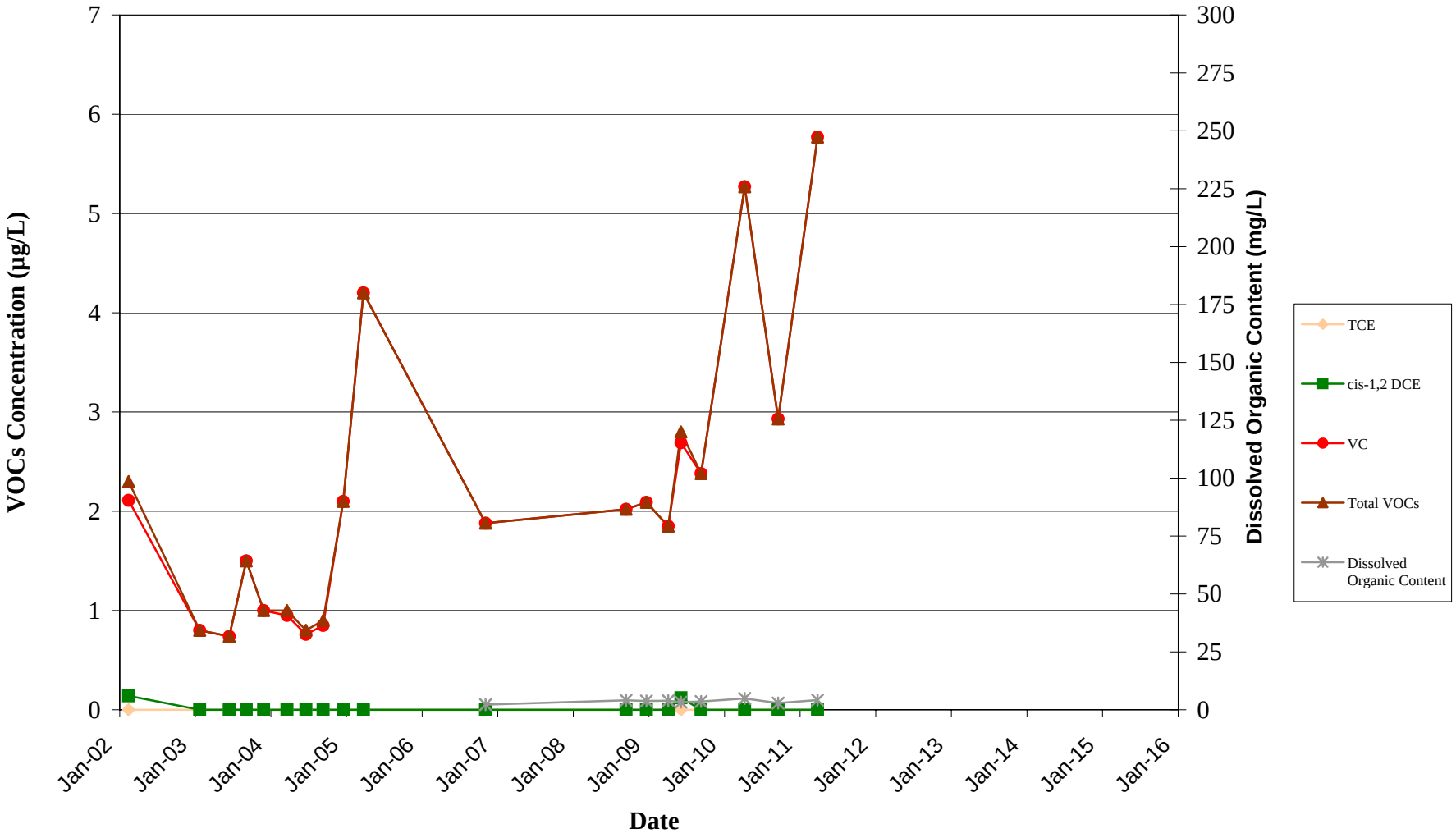

Figure 5-10
782VMW-105B VOCs Trend

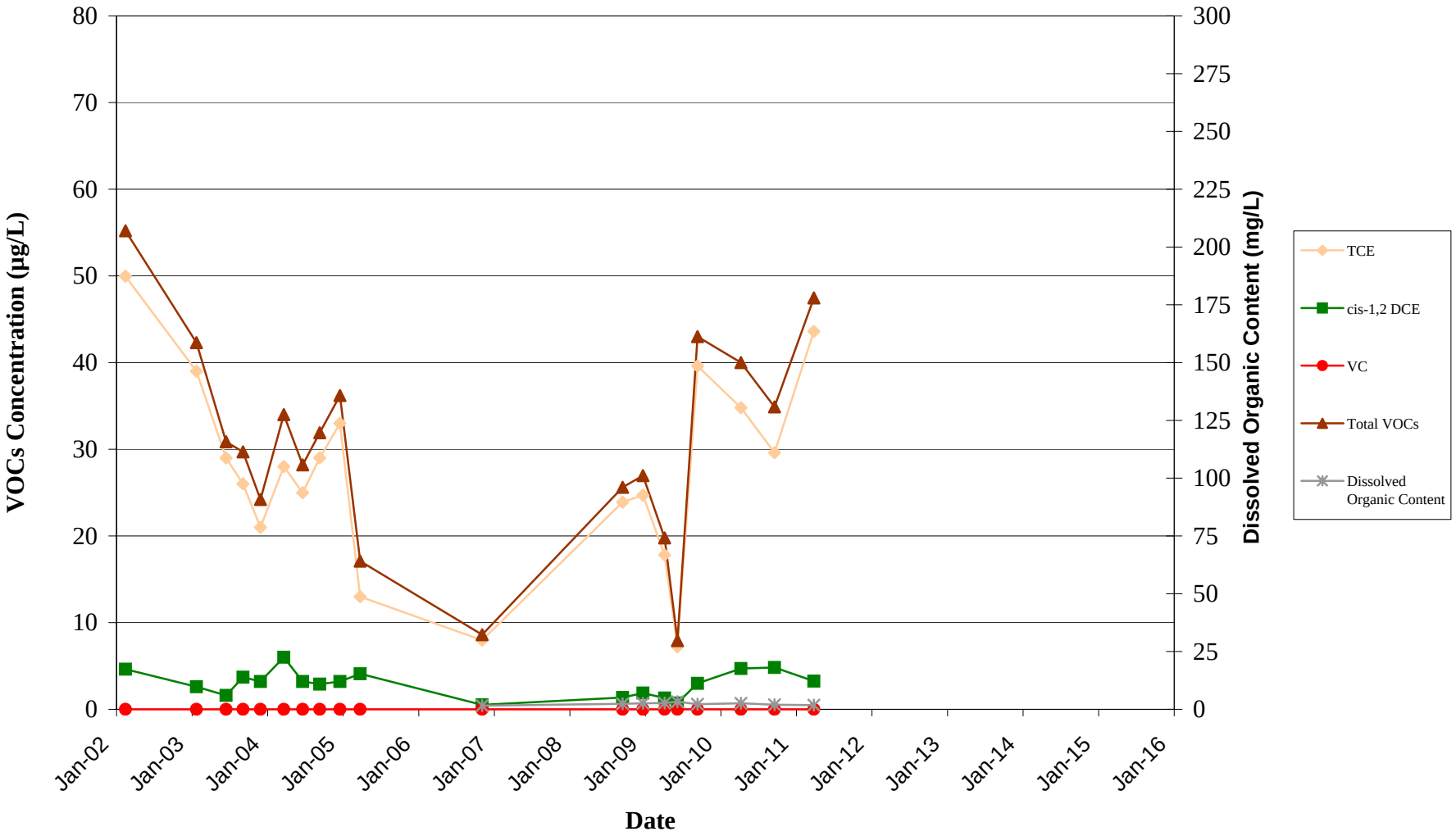

Figure 5-11
782MW-10 VOCs Trend

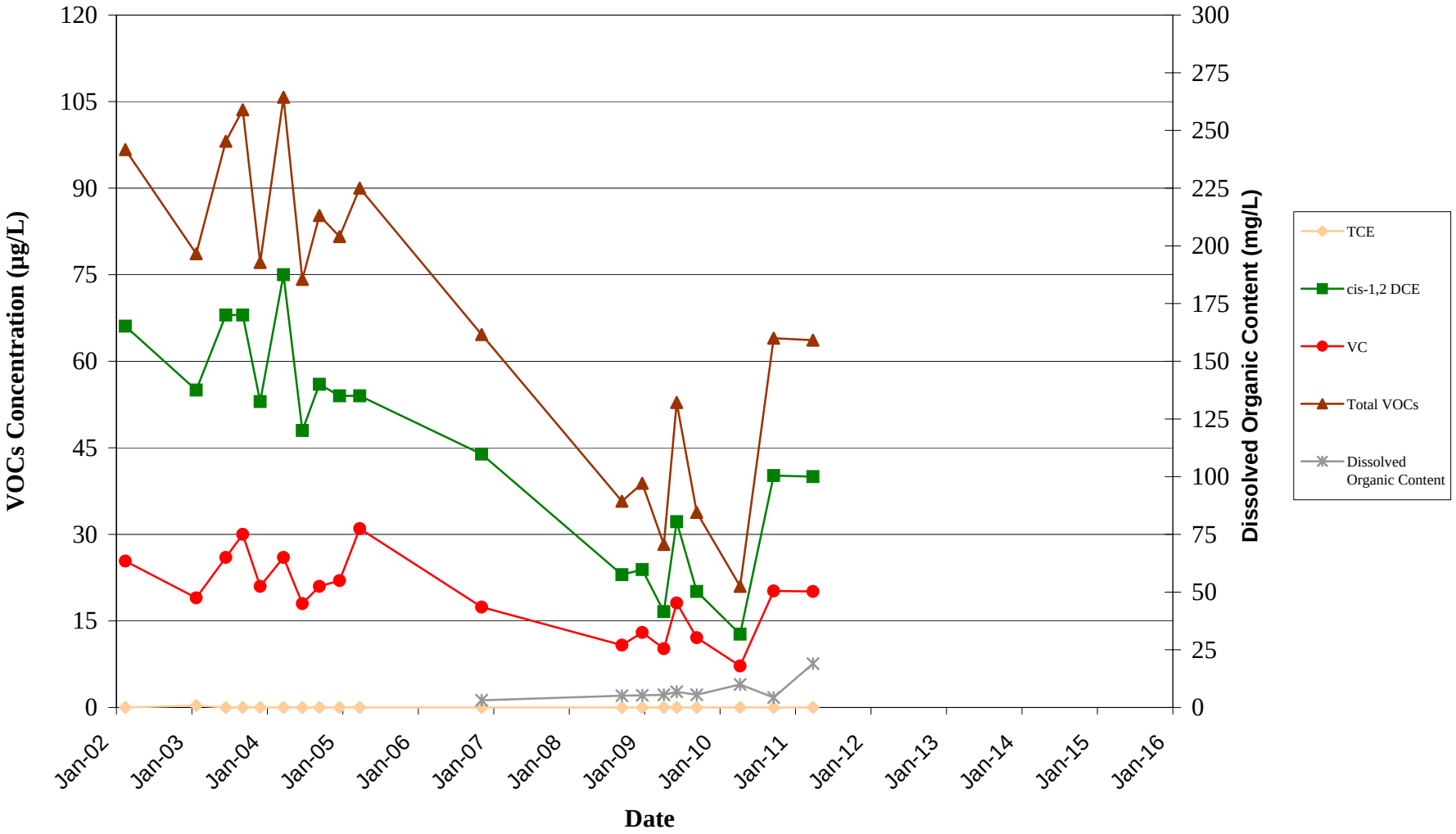

Figure 5-12
782VMW-121 VOCs Trend

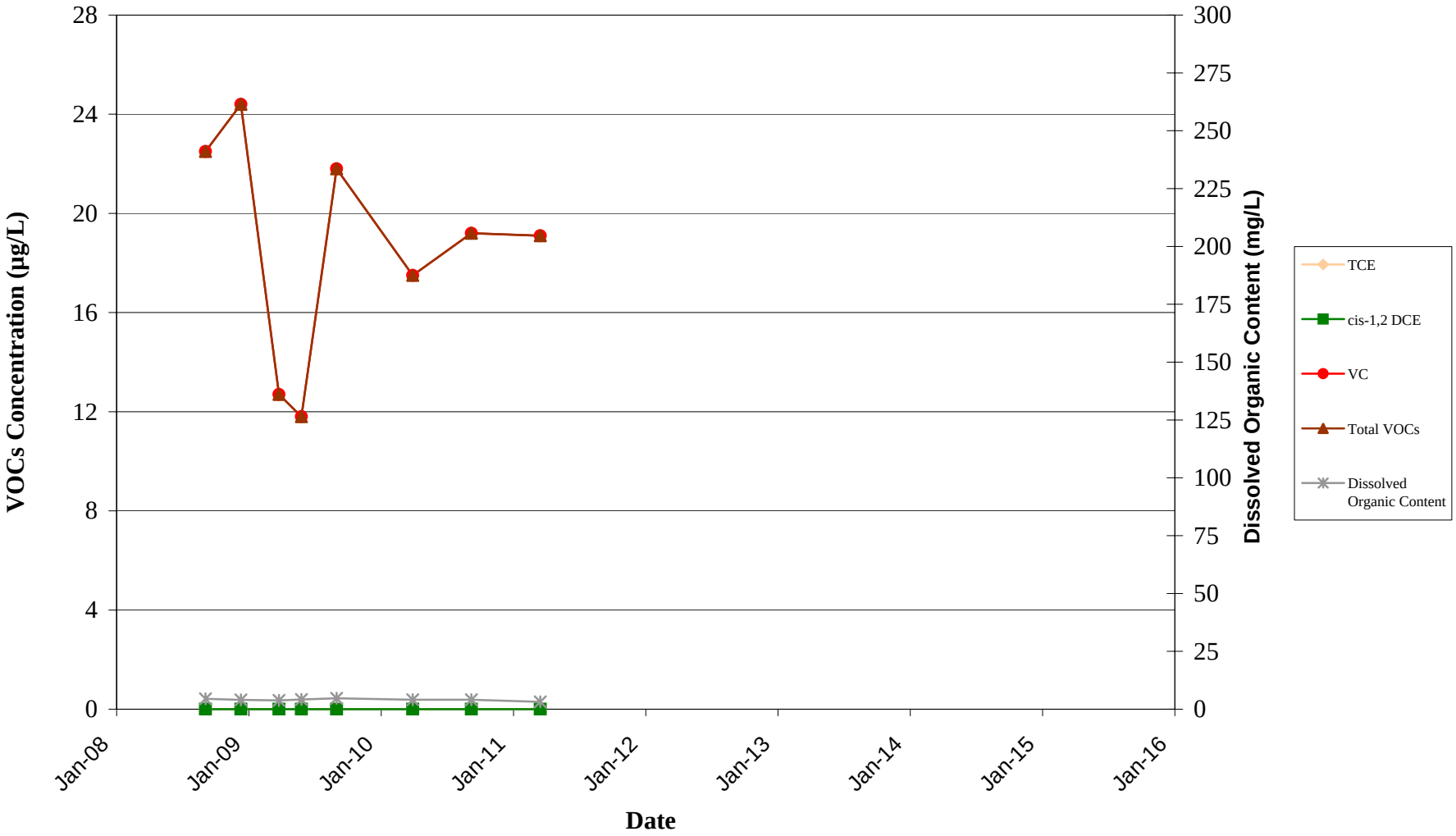

Figure 5-13
782VMW-121D VOCs Trend

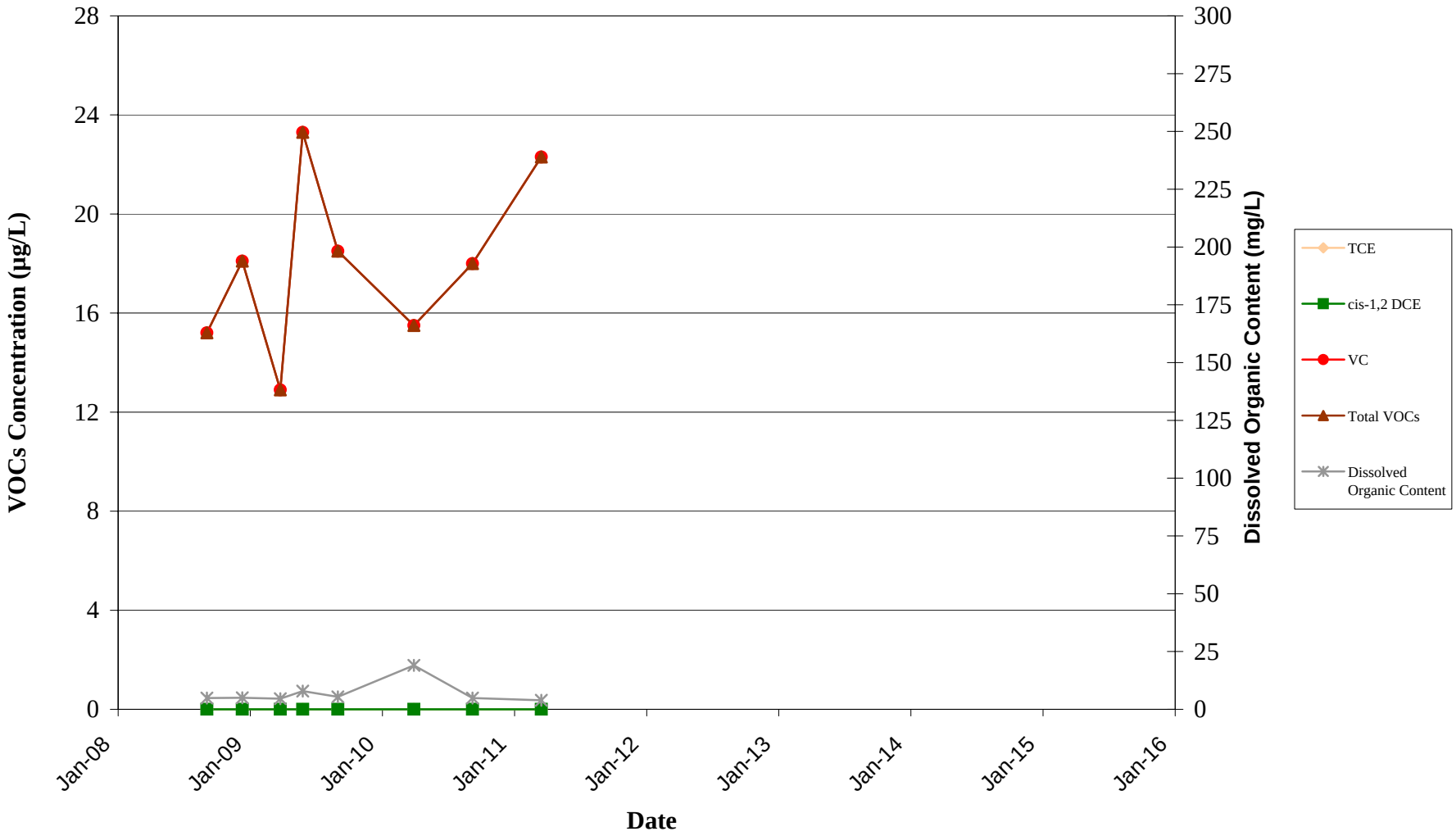

Figure 5-14
782VMW-84D VOCs Trend

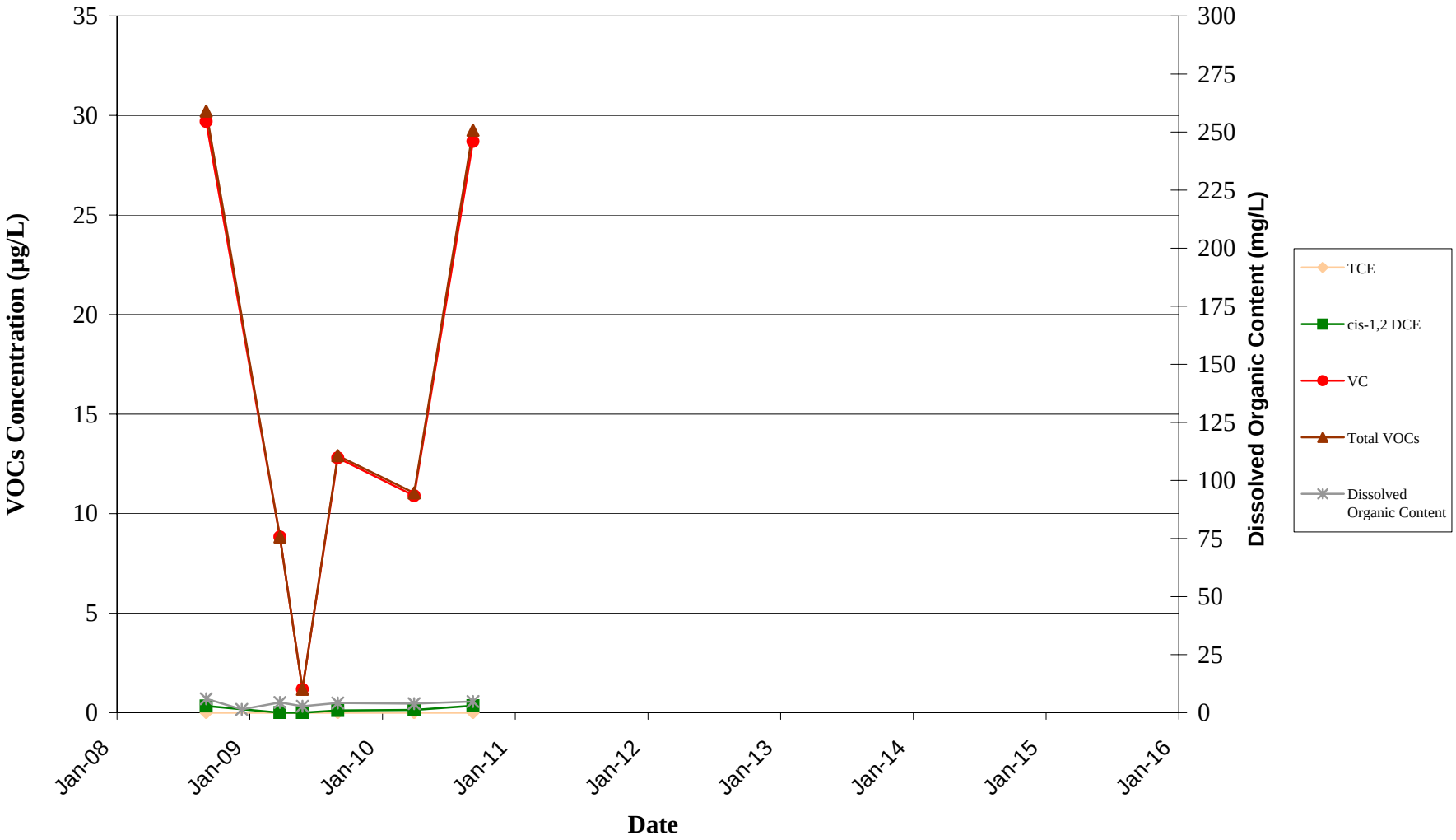

Figure 5-15
782VMW-96 VOCs Trend

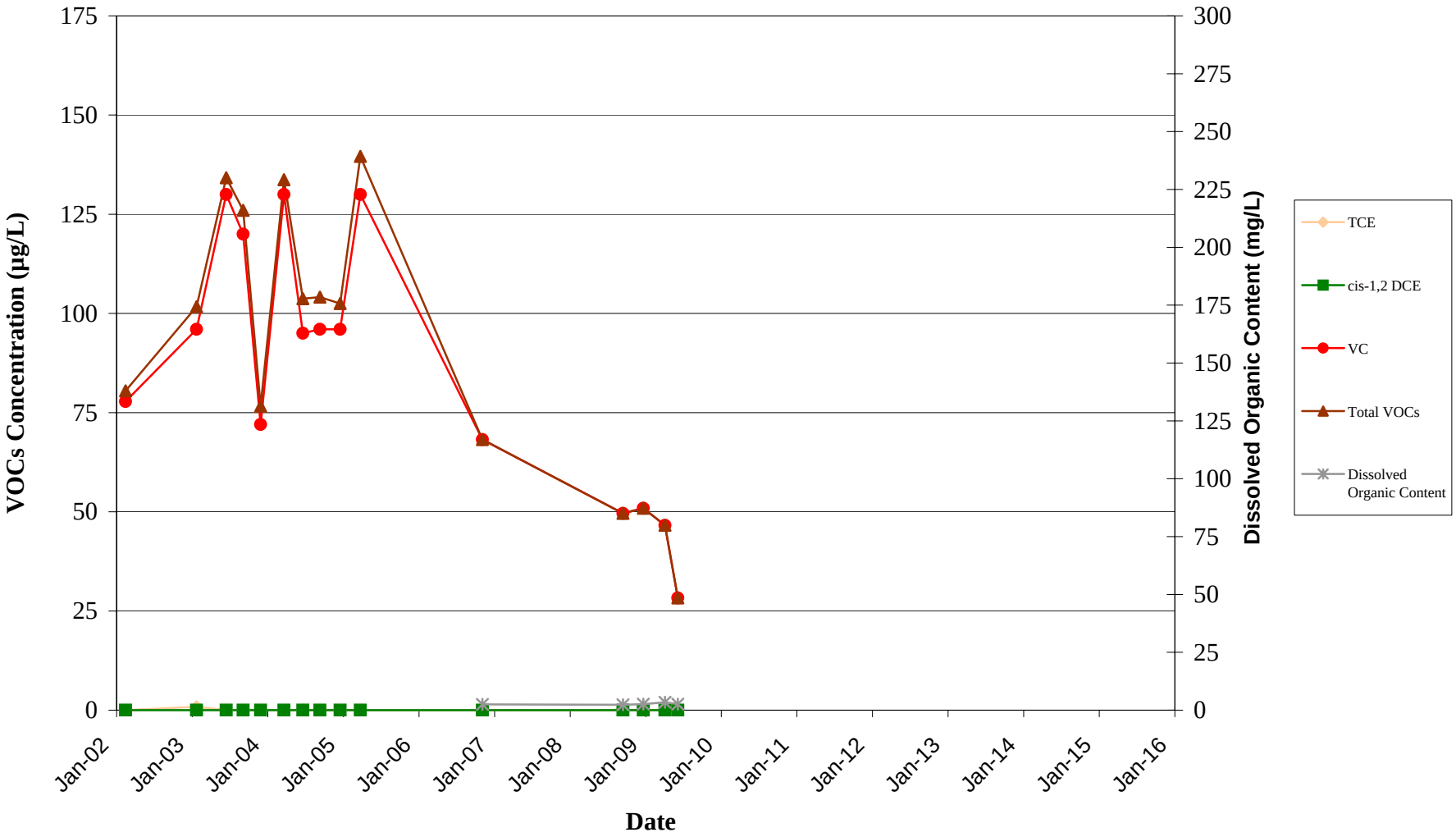

Table 2-1
Landfill 6 TCE Performance Monitoring Sample Analysis Summary

Sampling Locations	Screen Interval (ft mean sea level [msl])	Sampling Rationale	Target Analytes/ EPA Method Numbers	Initial Monitoring (quarterly after injections)	Performance (Semi-annual, after 1st year)	# of Samples[1]
LF6VMW-13R	416.12 - 436.12	Downgradient extent	• VOCs - SW8260B	√	√	14
LF6VMW-13RD	411.51 - 431.51	Potential vertical migration	• Sulfate - SW9056	√	√	
LF6MW-16	408.41 - 418.41	Within 500 ppb contour	• DOC - SM5310B	√	√	
LF6MW-17	401.04 - 411.04	Within 500 ppb contour	• Methane/Ethane/ Ethene - RSK-175	√	√	
LF6MW-20	404.35 - 414.35	Within 500 ppb contour		√	-	
LF6VMW-26	400.08 - 410.08	Within 50 ppb contour	• Field Parameters: ORP, oxygen, pH, water levels	√	√	
LF6MW-31	398.20 - 418.20	Downgradient extent		√	√	
LF6TW-33	417.17 - 437.17	Within 50 ppb contour		√	√	
LF6TW-34	402.60 - 422.60	Within 50 ppb contour		√	√	
LF6TW-35	402.39 - 422.39	Upgradient extent		√	√	
LF6TW-36	400.08 - 420.08	Within 50 ppb contour		√	√	
LF6TW-38	402.35 - 422.35	Within 50 ppb contour		√	√	
LF6MW-39	426.70 -446.70	Downgradient extent		√	√	
Surface Water						
LF6-SW1 PM		Between surface water samples LF6/TMCSW-1 and 2			√	

Notes:

1 Please refer to FSP for details concerning the number of quality assurance/ quality control (QA/QC) samples and their locations. At least one matrix spike/matrix spike duplicate (MS/MSD) and two field duplicates will be collected per SDG; one equipment blank per day and one ambient blank per day; one trip blank per cooler containing VOCs.

Table 2-2
Landfill 6 TCE Detected Sampling Results

Sample Location	**NYS Groundwater Standards**	**Reporting Limit**	**LF6VMW-12**							
Sample ID			**LF6M1246AA**	**LF6M1246BB**	**LF6M1246CA**	**LF6M1246DA**	**LF6M1246EA**	**LF6M1246FA**	**LF6M1246GA**	**LF6M1246HA**
Date of Collection			**6/29/2006**	**9/19/2006**	**12/13/2006**	**4/17/2007**	**6/25/2007**	**10/1/2007**	**12/12/2007**	**4/7/2008**
Sample Depth (ft TOIC)			**46**	**46**	**46.00**	**46.00**	**46.00**	**46**	**46**	**46.00**
Dilution Factor (-)			**40**	**25**	**25**	**25**	**25**	**20**	**25**	**50**
VOCs (µg/L)										
1,1-dichloroethene	5*	1.0	U	U	U	U	U	U	U	U
1,2-dichloroethane	0.6	1.0	U	U	U	U	U	U	U	U
acetone	50	10	0.76 F	U	U	U	U	U	U	U
benzene	1	0.4	0.62	0.47 F	U	0.360 F	U	0.390 F	U	0.310 F
2-butanone	50	10	U	U	U	U	U	U	U	U
carbon disulfide	--	--	U	U	U	U	U	U	U	U
chloroform	7	0.3	U	U	U	U	U	U	U	U
cis-1,2-dichloroethene	5*	1.0	470	264	275	192 J	175	179	163	158
methylene chloride	5*	1.0	U	U	U	U	U	U	U	U
trans-1,2-dichloroethene	5*	1.0	16	12.8	8.75 F	4.68	9.00 F	14.9	20.2 F	5.31
trichloroethene (TCE)	5*	1.0	1,500	942	1,060 J	851 J	702	741	791	767
vinyl chloride	2	1.0	2.7	2.4	U	1.27	U	1.57	U	U
total VOCs	-	--	1990.08	1222.3	1348.75	1049.8	892	937.39	974.2	931.11
Method RSK-175 (µg/L)										
ethane	--	5	NA	NA	NA	NA	NA	NA	NA	NA
ethene	--	5	NA	NA	NA	NA	NA	NA	NA	NA
methane	--	5	NA	NA	NA	NA	NA	NA	NA	NA
Wet Chemistry										
DOC (mg/L)	--	--	2.2	1.7	2	1.6	1.5	1.8	1.7	1.8
sulfate (mg/L)	250	1	56.9	59	55	53	60	68	72	66
Field Parameters										
ORP (mV)	--	--	208	244	23	-55	129	91	92	188
oxygen (mg/L)	--	--	0.92	1.77	0.00	0.00	0.00	0.00	0.00	0.00
pH (-)	--	--	7.41	7.57	6.98	7.10	6.69	7.02	7.10	7.20

Table 2-2
Landfill 6 TCE Detected Sampling Results

Sample Location	NYS Groundwater Standards	Reporting Limit	LF6VMW-12							
Sample ID			**LF6M1246IA**	**LF6M1246JA**	**LF6M1246KA**	**LF6M1246LA**	**LF6M1246MA**	**LF6M1246NA**	**LF6M1246OA**	**LF6M1246PA**
Date of Collection			**6/18/2008**	**10/2/2008**	**12/11/2008**	**4/16/2009**	**7/1/2009**	**9/16/2009**	**3/24/2010**	**9/16/2010**
Sample Depth (ft TOIC)			**46.00**	**46.00**	**46**	**46**	**46**	**46**	**46**	**46**
Dilution Factor (-)			**25**	**25**	**25**	**25**	**25**	**25**	**25**	**25**
VOCs (µg/L)										
1,1-dichloroethene	5*	1.0	U	U	U	U	U	U	U	U
1,2-dichloroethane	0.6	1.0	U	U	U	U	U	U	U	U
acetone	50	10	U	66.0 F	U	U	U	U	U	226 F
benzene	1	0.4	U	U	U	U	U	U	U	U
2-butanone	50	10	U	U	U	U	U	U	U	U
carbon disulfide	--	--	U	U	U	U	U	U	U	3.50 F
chloroform	7	0.3	U	U	U	U	U	U	U	U
cis-1,2-dichloroethene	5*	1.0	138	160	266	120	117	174	241	972
methylene chloride	5*	1.0	U	U	U	U	U	U	U	U
trans-1,2-dichloroethene	5*	1.0	8.25	28.5	11 F	4.75 F	6.00 F	9.25 F	7.25 F	5.00 F
trichloroethene (TCE)	5*	1.0	727	664	523	653	709	711	655	14.5 F
vinyl chloride	2	1.0	U	U	U	U	U	U	U	U
total VOCs	-	--	873.25	929	800	777.75	832	894.25	903.25	1221
Method RSK-175 (µg/L)										
ethane	--	5	NA	NA	NA	NA	NA	NA	NA	NA
ethene	--	5	NA	NA	NA	NA	NA	NA	NA	NA
methane	--	5	NA	NA	NA	NA	NA	NA	NA	NA
Wet Chemistry										
DOC (mg/L)	--	--	1.6	33	8.3	1.6	1.7	3	4.5	270
sulfate (mg/L)	250	1	82	23	55	79	70	62	66	14
Field Parameters										
ORP (mV)	--	--	51	-267	-105	-197	-94	-43	-104	-293
oxygen (mg/L)	--	--	0.00	0.00	0.99	1.70	1.42	3.86	0.00	0.00
pH (-)	--	--	6.70	6.22	6.63	8.29	7.81	6.88	7.16	7.10

Table 2-2
Landfill 6 TCE Detected Sampling Results

Sample Location	NYS Groundwater Standards	Reporting Limit	LF6VMW-12							
Sample ID			**LF6M1246PA**							
Date of Collection			**6/8/2011**							
Sample Depth (ft TOIC)			**46**							
Dilution Factor (-)			**1**							
VOCs (µg/L)										
1,1-dichloroethene	5*	1.0	2.1							
1,2-dichloroethane	0.6	1.0	U							
acetone	50	10	55							
benzene	1	0.4	0.28							
2-butanone	50	10	U							
carbon disulfide	--	--	U							
chloroform	7	0.3	U							
cis-1,2-dichloroethene	5*	1.0	530							
methylene chloride	5*	1.0	U							
trans-1,2-dichloroethene	5*	1.0	6.2							
trichloroethene (TCE)	5*	1.0	220							
vinyl chloride	2	1.0	4.7							
total VOCs	-	--	818.28							
Method RSK-175 (µg/L)										
ethane	--	5	NA							
ethene	--	5	NA							
methane	--	5	NA							
Wet Chemistry										
DOC (mg/L)	--	--	12							
sulfate (mg/L)	250	1	50							
Field Parameters										
ORP (mV)	--	--	-329							
oxygen (mg/L)	--	--	0.00							
pH (-)	--	--	6.80							

Table 2-2
Landfill 6 TCE Detected Sampling Results

Sample Location	NYS Groundwater Standards	Reporting Limit	LF6VMW-13R							
Sample ID			**LF6VM13R31AA**	**LF6VM13R31AB**	**LF6VM13R31BB**	**LF6VM13R31CA**	**LF6VM13R31DA**	**LF613R31EB**	**LF6VM13R31FB**	**LF6VM13R31GA**
Date of Collection			**11/16/2006**	**9/26/2008**	**1/5/2009**	**4/13/2009**	**6/22/2009**	**9/23/2009**	**4/20/2010**	**10/4/2010**
Sample Depth (ft TOIC)			**31**	**31**	**31**	**31**	**31**	**31**	**31**	**31**
Dilution Factor (-)			**1**	**1**	**1**	**1**	**1**	**1**	**1**	**1**
VOCs (µg/L)										
1,1-dichloroethene	5*	1.0	U	U	U	U	U	U	U	U
1,2-dichloroethane	0.6	1.0	U	U	U	U	U	U	U	U
acetone	50	10	U	U	U	U	1.58 F	2.39 F	U	U
benzene	1	0.4	U	U	U	U	U	U	U	U
2-butanone	50	10	U	U	U	U	U	U	U	U
carbon disulfide	--	--	U	U	U	U	U	U	U	U
chloroform	7	0.3	U	U	U	U	U	U	U	U
cis-1,2-dichloroethene	5*	1.0	U	U	U	U	U	U	U	U
methylene chloride	5*	1.0	U	U	U	U	U	U	U	U
trans-1,2-dichloroethene	5*	1.0	U	U	U	U	U	U	U	U
trichloroethene (TCE)	5*	1.0	U	U	U	U	U	U	U	U
vinyl chloride	2	1.0	U	U	U	U	U	U	U	U
total VOCs	-	--	0	0	0	0	1.58	2.39	0	0
Method RSK-175 (µg/L)										
ethane	--	5	U	U	U	U	U	U	U	U
ethene	--	5	U	U	U	U	U	U	U	U
methane	--	5	U	1.8 F	11	U	U	U	U	U
Wet Chemistry										
DOC (mg/L)	--	--	0.60 F	0.79 F	1.5	0.44 F	0.94 F	0.96 F	0.68 F	1.6
sulfate (mg/L)	250	1	34	53	60	67	64	61	51	56
Field Parameters										
ORP (mV)	--	--	-130	-188	-93	-79	-142	-170	-143	-180
oxygen (mg/L)	--	--	0.00	1.60	1.30	0.00	7.78	1.70	0.00	4.23
pH (-)	--	--	7.64	7.80	8.66	7.19	7.63	7.76	7.71	7.47

Table 2-2
Landfill 6 TCE Detected Sampling Results

Sample Location	NYS Groundwater Standards	Reporting Limit	LF6VMW-13R							
Sample ID			**LF6VM13R31HA**							
Date of Collection			**4/8/2011**							
Sample Depth (ft TOIC)			**31**							
Dilution Factor (-)			**1**							
VOCs (µg/L)										
1,1-dichloroethene	5*	1.0	U							
1,2-dichloroethane	0.6	1.0	U							
acetone	50	10	2.49 FJB							
benzene	1	0.4	U							
2-butanone	50	10	U							
carbon disulfide	--	--	U							
chloroform	7	0.3	U							
cis-1,2-dichloroethene	5*	1.0	U							
methylene chloride	5*	1.0	U							
trans-1,2-dichloroethene	5*	1.0	U							
trichloroethene (TCE)	5*	1.0	U							
vinyl chloride	2	1.0	U							
total VOCs	-	--	2.49							
Method RSK-175 (µg/L)										
ethane	--	5	U							
ethene	--	5	U							
methane	--	5	U							
Wet Chemistry										
DOC (mg/L)	--	--	2.2							
sulfate (mg/L)	250	1	46							
Field Parameters										
ORP (mV)	--	--	-28							
oxygen (mg/L)	--	--	0.00							
pH (-)	--	--	8.00							

Table 2-2
Landfill 6 TCE Detected Sampling Results

Sample Location	NYS Groundwater Standards	Reporting Limit	LF6VMW-13RD							
Sample ID			**LF6VMW-13RD**	**LF6M13RD41AA**	**LF6M13RD35AB**	**LF6VM13RD35BB**	**LF6VM13RD35CA**	**LF6VM13RD35DA**	**LF613VMRD35EB**	**LF6VM13RD35FB**
Date of Collection			**11/1/2006**	**4/12/2007**	**9/26/2008**	**1/5/2009**	**4/13/2009**	**6/22/2009**	**9/23/2009**	**4/20/2010**
Sample Depth (ft TOIC)			**30**	**41**	**35**	**35**	**35**	**35**	**35**	**35**
Dilution Factor (-)			**1**	**1**	**1**	**1**	**1**	**1**	**1**	**1**
VOCs (µg/L)										
1,1-dichloroethene	5*	1.0	U	U	U	U	U	U	U	U
1,2-dichloroethane	0.6	1.0	U	U	U	U	U	U	U	U
acetone	50	10	U	U	U	U	U	1.20 F	1.26 F	U
benzene	1	0.4	U	U	U	U	U	U	U	U
2-butanone	50	10	U	U	U	U	U	U	U	U
carbon disulfide	--	--	U	U	U	U	U	U	U	U
chloroform	7	0.3	20	U	U	U	U	U	U	U
cis-1,2-dichloroethene	5*	1.0	U	U	U	U	U	U	U	U
methylene chloride	5*	1.0	U	U	U	U	U	U	U	U
trans-1,2-dichloroethene	5*	1.0	U	U	U	U	U	U	U	U
trichloroethene (TCE)	5*	1.0	0.60 F	U	U	U	U	U	U	U
vinyl chloride	2	1.0	U	0.240 F	U	U	U	U	U	U
total VOCs	-	--	20.6	0.24	0	0	0	1.2	1.26	0
Method RSK-175 (µg/L)										
ethane	--	5	NA	NA	U	U	U	U	U	U
ethene	--	5	NA	NA	U	U	U	U	U	U
methane	--	5	NA	NA	1.6 F	1.7 F	U	1.5 F	1.7 F	1.8 F
Wet Chemistry										
DOC (mg/L)	--	--	NA	NA	1.2	1.6	0.70 F	0.91 F	1.8	1.3
sulfate (mg/L)	250	1	NA	NA	45	48	51	48	48	49
Field Parameters										
ORP (mV)	--	--	-92	-77	-121	-70	-68	-125	-117	-131
oxygen (mg/L)	--	--	0.30	0.00	1.80	0.95	0.28	3.58	1.92	0.00
pH (-)	--	--	7.68	7.69	7.39	8.28	6.51	7.25	7.78	7.61

Table 2-2
Landfill 6 TCE Detected Sampling Results

Sample Location	**NYS Groundwater Standards**	**Reporting Limit**	**LF6VMW-13RD**							
Sample ID			**LF6VM13RD35GA**	**LF6VM13RD35HA**						
Date of Collection			**10/4/2010**	**4/8/2011**						
Sample Depth (ft TOIC)			**35**	**35**						
Dilution Factor (-)			**1**	**1**						
VOCs (µg/L)										
1,1-dichloroethene	5*	1.0	U	U						
1,2-dichloroethane	0.6	1.0	U	U						
acetone	50	10	2.69 FB	2.50 FJB						
benzene	1	0.4	U	U						
2-butanone	50	10	U	U						
carbon disulfide	--	--	U	U						
chloroform	7	0.3	U	U						
cis-1,2-dichloroethene	5*	1.0	U	U						
methylene chloride	5*	1.0	U	U						
trans-1,2-dichloroethene	5*	1.0	U	U						
trichloroethene (TCE)	5*	1.0	U	U						
vinyl chloride	2	1.0	U	U						
total VOCs	-	--	2.69	2.50						
Method RSK-175 (µg/L)										
ethane	--	5	U	U						
ethene	--	5	U	U						
methane	--	5	U	U						
Wet Chemistry										
DOC (mg/L)	--	--	34	0.91 F						
sulfate (mg/L)	250	1	57	55						
Field Parameters										
ORP (mV)	--	--	-126	-55						
oxygen (mg/L)	--	--	4.30	0.00						
pH (-)	--	--	7.35	7.89						

Table 2-2
Landfill 6 TCE Detected Sampling Results

Sample Location	NYS Groundwater Standards	Reporting Limit	LF6MW-16							
Sample ID			**LF6M1645AA**	**LF6M1645AB**	**LF6M1645BB**	**LF6M1645CA**	**LF6M1645DA**	**LF6M1645EB**	**LF6M1645FB**	**LF6M1645GA**
Date of Collection			**11/16/2006**	**9/29/2008**	**1/6/2009**	**4/13/2009**	**6/22/2009**	**9/23/2009**	**4/20/2010**	**10/5/2010**
Sample Depth (ft TOIC)			**45**	**45**	**45**	**45**	**45**	**45**	**45**	**45**
Dilution Factor (-)			**50**	**50**	**50**	**50**	**50**	**50**	**25**	**50**
VOCs (µg/L)										
1,1-dichloroethene	5*	1.0	U	U	U	U	U	U	U	U
1,2-dichloroethane	0.6	1.0	U	U	U	U	U	U	U	U
acetone	50	10	U	77	U	U	U	U	U	356 FB
benzene	1	0.4	U	0.240 F	U	U	U	U	U	U
2-butanone	50	10	U	U	U	U	U	U	U	U
carbon disulfide	--	--	U	U	U	U	U	U	U	U
chloroform	7	0.3	U	0.750 F	U	U	U	5.50 F	U	U
cis-1,2-dichloroethene	5*	1.0	200	124	148	480	859	232	248	220
methylene chloride	5*	1.0	U	U	U	U	U	U	U	43.5 FB
trans-1,2-dichloroethene	5*	1.0	U	3.60	7.00 F	6.50 F	9.50 F	7.50 F	12.2 F	6.00 F
trichloroethene (TCE)	5*	1.0	816	619	664	590	284	588	1010	834
vinyl chloride	2	1.0	U	0.570 F	U	U	U	U	U	U
total VOCs	-	--	1016	748.16	819	1076.5	1152.5	833	1270.2	1503.5
Method RSK-175 (µg/L)										
ethane	--	5	U	U	U	U	U	U	U	U
ethene	--	5	U	U	U	U	U	U	U	U
methane	--	5	3.7 F	12	7.8	4.7 F	5.5	2.4 F	6.6	390
Wet Chemistry										
DOC (mg/L)	--	--	1.5	11	9.9	65	34	1.9	3.2	48
sulfate (mg/L)	250	1	54	57	44	25	25	63	72	65
Field Parameters										
ORP (mV)	--	--	343	-299	-170	-22	-269	-150	-82	-259
oxygen (mg/L)	--	--	1.20	0.00	1.21	0.00	3.49	3.92	0.00	4.48
pH (-)	--	--	7.30	7.13	6.82	7.69	8.16	6.84	7.39	7.76

Table 2-2
Landfill 6 TCE Detected Sampling Results

Sample Location	**NYS Groundwater Standards**	**Reporting Limit**	**LF6MW-16**							
Sample ID			**LF6M1645HA**							
Date of Collection			**4/8/2011**							
Sample Depth (ft TOIC)			**45**							
Dilution Factor (-)			**20**							
VOCs (µg/L)										
1,1-dichloroethene	5*	1.0	U							
1,2-dichloroethane	0.6	1.0	U							
acetone	50	10	53.6 FJB							
benzene	1	0.4	U							
2-butanone	50	10	U							
carbon disulfide	--	--	U							
chloroform	7	0.3	U							
cis-1,2-dichloroethene	5*	1.0	190							
methylene chloride	5*	1.0	U							
trans-1,2-dichloroethene	5*	1.0	9.00 F							
trichloroethene (TCE)	5*	1.0	694							
vinyl chloride	2	1.0	U							
total VOCs	-	--	946.6							
Method RSK-175 (µg/L)										
ethane	--	5	U							
ethene	--	5	870							
methane	--	5	1600							
Wet Chemistry										
DOC (mg/L)	--	--	2.5							
sulfate (mg/L)	250	1	97							
Field Parameters										
ORP (mV)	--	--	-107							
oxygen (mg/L)	--	--	0.00							
pH (-)	--	--	7.24							

Table 2-2
Landfill 6 TCE Detected Sampling Results

Sample Location	NYS Groundwater Standards	Reporting Limit	LF6MW-17							
Sample ID			**LF6M1750AB**	**LF6M1750BB**	**LF6M1750CA**	**LF6M1750DA**	**LF6M1750EB**	**LF6M1750FB**	**LF6M1750GA**	**LF6M1750HA**
Date of Collection			**9/29/2008**	**1/5/2009**	**4/13/2009**	**6/22/2009**	**9/24/2009**	**4/20/2010**	**10/5/2010**	**4/8/2011**
Sample Depth (ft TOIC)			**50**	**50**	**50**	**50**	**50**	**50**	**50**	**50**
Dilution Factor (-)			**20**	**20**	**20**	**20**	**20**	**10**	**10**	**1**
VOCs (µg/L)										
1,1-dichloroethene	5*	1.0	U	U	U	U	U	U	U	U
1,2-dichloroethane	0.6	1.0	U	U	U	U	U	U	U	U
acetone	50	10	598	299 ♦	382	49.8 F	U	10.5 F♦	U	52.8 FJB♦
benzene	1	0.4	1.31	U	U	U	U	1.20 F♦	1.70 F♦	1.40 F
2-butanone	50	10	58.9	28.2 F♦	52.0 F	U	U	U	U	U
carbon disulfide	--	--	U	U	U	U	U	U	U	U
chloroform	7	0.3	0.740	3.20 F	2.20 F	U	2.80 F	U	U	U
cis-1,2-dichloroethene	5*	1.0	324	178 ♦	155	226	278	327 ♦	283 ♦	290
methylene chloride	5*	1.0	U	U	U	U	3.60 F♦	U	9.60 FB♦	U
trans-1,2-dichloroethene	5*	1.0	75.2	60.2 ♦	57.0	71.2	93.0 ♦	123 ♦	132 ♦	127
trichloroethene (TCE)	5*	1.0	181	302	265	146	162 ♦	274 ♦	100 ♦	248 ♦
vinyl chloride	2	1.0	U	U	U	U	U	U	U	U
total VOCs	-	--	1239.15	870.6	913.2	493	539.4	724	526.3	719.2
Method RSK-175 (µg/L)										
ethane	--	5	U	U	U	U	U	U	U	U
ethene	--	5	U	U	U	U	U	U	U	U
methane	--	5	8.8	4.6 F♦	5.6	11	25 ♦	8.3 ♦	9.2 ♦	28.0
Wet Chemistry										
DOC (mg/L)	--	--	350	190	160	69	18 ♦	2.7	3.4	2.0
sulfate (mg/L)	250	1	80	34	37	37	70 ♦	71	87	99
Field Parameters										
ORP (mV)	--	--	-289	-321	-276	-310	-256	-232	-207	-53
oxygen (mg/L)	--	--	0.00	0.05	0.00	0.72	3.70	0.00	4.05	0.00
pH (-)	--	--	7.26	9.56	9.22	8.50	6.76	7.69	7.63	7.22

Table 2-2
Landfill 6 TCE Detected Sampling Results

Sample Location	**NYS Groundwater Standards**	**Reporting Limit**	**LF6MW-20**							
Sample ID			**LF6M2046AA**	**LF6M2046AB**	**LF6M2046BB**	**LF6M2046CA**	**LF6M2046DA**			**LF6M2046GA**
Date of Collection			**3/30/2007**	**9/29/2008**	**1/6/2009**	**4/13/2009**	**6/22/2009**	**9/1/2009**	**3/1/2010**	**10/5/2010**
Sample Depth (ft TOIC)			**46**	**46**	**46**	**46**	**46**	**46**	**46**	**46**
Dilution Factor (-)			**50**	**50**	**50**	**50**	**20**			**50**
VOCs (µg/L)										
1,1-dichloroethene	5*	1.0	U	U	U	U	U	Not sampled this event	Not sampled this event	U
1,2-dichloroethane	0.6	1.0	U	U	U	U	U			U
acetone	50	10	U	649	62.5 F	U	U			3000
benzene	1	0.4	U	0.450 F	U	U	U			U
2-butanone	50	10	U	U	U	U	U			U
carbon disulfide	--	--	U	U	U	U	U			U
chloroform	7	0.3	U	U	U	U	U			U
cis-1,2-dichloroethene	5*	1.0	284	200	396	347	309			2230
methylene chloride	5*	1.0	U	U	U	U	U			42.5 FB
trans-1,2-dichloroethene	5*	1.0	25.5 F	30.0	40.0 F	31.0 F	33.5 F			86.5
trichloroethene (TCE)	5*	1.0	1140	1,000	722	664	833			217
vinyl chloride	2	1.0	U	0.710 F	U	U	U			U
total VOCs	-	--	1449.5	1880.16	1220.5	1042	1175.5			5576
Method RSK-175 (µg/L)										
ethane	--	5	NA	U	U	U	U			U
ethene	--	5	NA	U	U	U	U			U
methane	--	5	NA	15	U	7.9	23			10000
Wet Chemistry										
DOC (mg/L)	--	--	NA	120	22	20	12			530
sulfate (mg/L)	250	1	NA	35	20	34	53			7.4
Field Parameters										
ORP (mV)	--	--	-37	-290	-245	-257	-285			-235
oxygen (mg/L)	--	--	0.00	0.02	1.27	2.14	0.63			4.91
pH (-)	--	--	7.24	6.70	6.96	8.99	8.36			7.55

Table 2-2
Landfill 6 TCE Detected Sampling Results

Sample Location	**NYS Groundwater Standards**	**Reporting Limit**	**LF6MW-20**							
Sample ID										
Date of Collection			**4/8/2011**							
Sample Depth (ft TOIC)			**46**							
Dilution Factor (-)										
VOCs (µg/L)										
1,1-dichloroethene	5*	1.0	Not sampled this event							
1,2-dichloroethane	0.6	1.0								
acetone	50	10								
benzene	1	0.4								
2-butanone	50	10								
carbon disulfide	--	--								
chloroform	7	0.3								
cis-1,2-dichloroethene	5*	1.0								
methylene chloride	5*	1.0								
trans-1,2-dichloroethene	5*	1.0								
trichloroethene (TCE)	5*	1.0								
vinyl chloride	2	1.0								
total VOCs	-	--								
Method RSK-175 (µg/L)										
ethane	--	5								
ethene	--	5								
methane	--	5								
Wet Chemistry										
DOC (mg/L)	--	--								
sulfate (mg/L)	250	1								
Field Parameters										
ORP (mV)	--	--								
oxygen (mg/L)	--	--								
pH (-)	--	--								

Table 2-2
Landfill 6 TCE Detected Sampling Results

Sample Location	NYS Groundwater Standards	Reporting Limit	LF6VMW-26							
Sample ID			**LF6VM2653AA**	**LF6VM2660AB**	**LF6VM2650BB**	**LF6VM2650CA**	**LF6VM2650DA**	**LF6VM2650EB**	**LF6VM2650FB**	**LF6VM2650GA**
Date of Collection			**11/16/2006**	**9/29/2008**	**1/5/2009**	**4/13/2009**	**6/22/2009**	**9/17/2009**	**4/20/2010**	**10/4/2010**
Sample Depth (ft TOIC)			**53**	**60**	**50**	**50**	**50**	**50**	**50**	**50**
Dilution Factor (-)			**2.5**	**5**	**5**	**5**	**5**	**5**	**5**	**5**
VOCs (µg/L)										
1,1-dichloroethene	5*	1.0	U	U	U	U	U	U	U	U
1,2-dichloroethane	0.6	1.0	U	U	U	U	U	U	U	U
acetone	50	10	U	U	U	U	U	U	U	8.90 FB
benzene	1	0.4	U	U	U	U	U	U	U	U
2-butanone	50	10	U	U	U	U	U	U	U	U
carbon disulfide	--	--	U	U	U	U	U	U	U	U
chloroform	7	0.3	U	U	U	U	U	U	U	U
cis-1,2-dichloroethene	5*	1.0	84.0 ♦	81.6	92.0	96.8 ♦	101	101	101	77.6
methylene chloride	5*	1.0	U	U	U	U	U	U	U	1.15 FB
trans-1,2-dichloroethene	5*	1.0	1.28 F♦	U	1.00 F	0.700 F ♦	1.20 F ♦	1.05 F	U	U
trichloroethene (TCE)	5*	1.0	U	U	U	U	U	U	U	U
vinyl chloride	2	1.0	0.525 F♦	U	U	U	U	U	U	U
total VOCs	-	--	85.805	81.6	93	97.5	102.2	102.05	101	87.65
Method RSK-175 (µg/L)										
ethane	--	5	U	U	U	U	U	U	U	U
ethene	--	5	U	U	U	U	U	U	U	U
methane	--	5	1.6 F♦	U	U	U	U	U	U	U
Wet Chemistry										
DOC (mg/L)	--	--	0.59 F♦	0.87 F	0.99 F	1.2	0.63 F	0.44 F	1.1	0.90 F
sulfate (mg/L)	250	1	42	48	51	58	54	52	50	53
Field Parameters										
ORP (mV)	--	--	198	-121	-53	-70	-60	-85	-107	-93
oxygen (mg/L)	--	--	1.10	4.63	1.46	0.15	2.48	1.58	0.00	5.06
pH (-)	--	--	7.30	7.38	8.57	7.30	7.20	7.49	7.73	7.13

Table 2-2
Landfill 6 TCE Detected Sampling Results

Sample Location	**NYS Groundwater Standards**	**Reporting Limit**	**LF6VMW-26**							
Sample ID			**LF6VM2650HA**							
Date of Collection			**4/8/2011**							
Sample Depth (ft TOIC)			**50**							
Dilution Factor (-)			**1**							
VOCs (µg/L)										
1,1-dichloroethene	5*	1.0	U							
1,2-dichloroethane	0.6	1.0	U							
acetone	50	10	22 FJB							
benzene	1	0.4	U							
2-butanone	50	10	10.4 F							
carbon disulfide	--	--	U							
chloroform	7	0.3	U							
cis-1,2-dichloroethene	5*	1.0	94.0							
methylene chloride	5*	1.0	U							
trans-1,2-dichloroethene	5*	1.0	U							
trichloroethene (TCE)	5*	1.0	U							
vinyl chloride	2	1.0	U							
total VOCs	-	--	126.4							
Method RSK-175 (µg/L)										
ethane	--	5	U							
ethene	--	5	U							
methane	--	5	U							
Wet Chemistry										
DOC (mg/L)	--	--	0.72 F							
sulfate (mg/L)	250	1	49							
Field Parameters										
ORP (mV)	--	--	-47							
oxygen (mg/L)	--	--	0.00							
pH (-)	--	--	8.10							

Table 2-2
Landfill 6 TCE Detected Sampling Results

Sample Location	NYS Groundwater Standards	Reporting Limit	LF6MW-31							
Sample ID			**LF6MW-31**	**LF6M3145AB**	**LF6M3145BB**	**LF6M3145CA**	**LF6M3145DA**	**LF6M3145EB**	**LF6M3145FB**	**LF6M3145GA**
Date of Collection			**10/31/2006**	**9/29/2008**	**1/5/2009**	**4/13/2009**	**6/22/2009**	**9/23/2009**	**4/20/2010**	**10/5/2010**
Sample Depth (ft TOIC)			**45**	**45**	**45**	**45**	**45**	**45**	**45**	**45**
Dilution Factor (-)			**1**	**1**	**1**	**1**	**1**	**1**	**1**	**1**
VOCs (µg/L)										
1,1-dichloroethene	5*	1.0	U	U	U	U	U	U	U	U
1,2-dichloroethane	0.6	1.0	U	U	U	U	U	U	U	U
acetone	50	10	U	U	U	U	U	2.26 F	U	U
benzene	1	0.4	U	U	U	U	U	U	U	U
2-butanone	50	10	U	U	U	U	U	U	U	U
carbon disulfide	--	--	U	U	U	U	U	U	U	U
chloroform	7	0.3	0.38 F	U	U	U	U	U	U	U
cis-1,2-dichloroethene	5*	1.0	0.52 F	0.280 F	0.230 F	0.230 F	0.250 F	0.190 F	0.210 F	0.210 F
methylene chloride	5*	1.0	U	U	U	U	U	U	U	U
trans-1,2-dichloroethene	5*	1.0	U	U	U	U	U	U	U	U
trichloroethene (TCE)	5*	1.0	U	U	U	U	U	U	U	U
vinyl chloride	2	1.0	0.29 F	U	0.430 F	0.400 F	0.480 F	0.480 F	0.380 F	0.410 F
total VOCs	-	--	1.19	0.28	0.66	0.63	0.73	2.93	0.59	0.62
Method RSK-175 (µg/L)										
ethane	--	5	NA	U	U	U	U	U	U	U
ethene	--	5	NA	U	U	U	U	U	U	U
methane	--	5	NA	10	12	3.9 F	5.7	4.5 F	15	12
Wet Chemistry										
DOC (mg/L)	--	--	NA	2.8	3.3	2.8	2.8	2.8	2.8	3.3
sulfate (mg/L)	250	1	NA	49	55	61	61	63	60	56
Field Parameters										
ORP (mV)	--	--	-123	-101	-72	-94	-176	-89	-106	-117
oxygen (mg/L)	--	--	0.40	0.00	0.89	1.51	0.82	4.86	0.00	4.73
pH (-)	--	--	7.09	6.01	8.41	8.15	7.98	6.54	7.27	7.56

Table 2-2
Landfill 6 TCE Detected Sampling Results

Sample Location	**NYS Groundwater Standards**	**Reporting Limit**	**LF6MW-31**							
Sample ID			**LF6M3145HA**							
Date of Collection			**4/8/2011**							
Sample Depth (ft TOIC)			**45**							
Dilution Factor (-)			**1**							
VOCs (µg/L)										
1,1-dichloroethene	5*	1.0	U							
1,2-dichloroethane	0.6	1.0	U							
acetone	50	10	1.99 FJB							
benzene	1	0.4	U							
2-butanone	50	10	U							
carbon disulfide	--	--	U							
chloroform	7	0.3	U							
cis-1,2-dichloroethene	5*	1.0	0.190 F							
methylene chloride	5*	1.0	U							
trans-1,2-dichloroethene	5*	1.0	U							
trichloroethene (TCE)	5*	1.0	U							
vinyl chloride	2	1.0	0.440 F							
total VOCs	-	--	2.62							
Method RSK-175 (µg/L)										
ethane	--	5	U							
ethene	--	5	U							
methane	--	5	10							
Wet Chemistry										
DOC (mg/L)	--	--	2.2							
sulfate (mg/L)	250	1	55							
Field Parameters										
ORP (mV)	--	--	-104							
oxygen (mg/L)	--	--	0.00							
pH (-)	--	--	7.14							

Table 2-2
Landfill 6 TCE Detected Sampling Results

Sample Location	NYS Groundwater Standards	Reporting Limit	LF6TW-33							
Sample ID			**LF6T3305AA**	**LF6T3306AB**	**LF6T3307BB**	**LF6T3305CA**	**LF6T3307DA**	**LF6T3306EB**	**LF6T3306FB**	**LF6T3307GA**
Date of Collection			**4/12/2007**	**9/29/2008**	**1/5/2009**	**4/13/2009**	**6/22/2009**	**9/24/2009**	**4/21/2010**	**10/4/2010**
Sample Depth (ft TOIC)			**19 - 39**	**19 - 39**	**19 - 39**	**19 - 39**	**19 - 39**	**19 - 39**	**19 - 39**	**19-39**
Dilution Factor (-)			**5**	**5**	**10**	**10**	**10**	**10**	**10**	**2**
VOCs (µg/L)										
1,1-dichloroethene	5*	1.0	U	U	U	U	U	U	U	U
1,2-dichloroethane	0.6	1.0	U	U	U	U	U	U	U	U
acetone	50	10	U	U	U	U	U	U	U	2.16 FB
benzene	1	0.4	U	U	U	U	U	U	U	U
2-butanone	50	10	U	U	U	U	U	U	U	U
carbon disulfide	--	--	U	U	U	U	U	U	U	U
chloroform	7	0.3	U	U	U	U	U	1.10 F	U	U
cis-1,2-dichloroethene	5*	1.0	31.7	22.0	40.6	39.0	44.0	83.4	68.4	17.5
methylene chloride	5*	1.0	U	U	U	U	U	U	U	1.54 FB
trans-1,2-dichloroethene	5*	1.0	0.120 F	U	U	U	U	U	U	0.400 F
trichloroethene (TCE)	5*	1.0	202	80.2	255	272	252	256	218	63.9
vinyl chloride	2	1.0	U	U	U	U	U	U	U	U
total VOCs	-	--	233.82	102.2	295.6	311	296	340.5	286.4	85.5
Method RSK-175 (µg/L)										
ethane	--	5	NA	U	U	U	U	U	U	U
ethene	--	5	NA	U	U	U	U	U	U	U
methane	--	5	NA	1.9 F	8.7	4.9 F	5.2	20	13	1.8 F
Wet Chemistry										
DOC (mg/L)	--	--	NA	1.5	3.7	1.5	2.5	15	3.4	10
sulfate (mg/L)	250	1	NA	48	71	68	60	58	58	46
Field Parameters										
ORP (mV)	--	--	97	71	154	35	58	-85	-91	9
oxygen (mg/L)	--	--	9.93	6.35	7.59	7.29	9.27	9.32	1.12	7.49
pH (-)	--	--	6.81	7.44	7.02	7.60	7.06	7.90	7.09	6.98

Table 2-2
Landfill 6 TCE Detected Sampling Results

Sample Location	**NYS Groundwater Standards**	**Reporting Limit**	**LF6TW-33**							
Sample ID			**LF6T3306HA**							
Date of Collection			**4/8/2011**							
Sample Depth (ft TOIC)			**19-39**							
Dilution Factor (-)			**1**							
VOCs (µg/L)										
1,1-dichloroethene	5*	1.0	U							
1,2-dichloroethane	0.6	1.0	0.560 F							
acetone	50	10	6.80 FJB							
benzene	1	0.4	U							
2-butanone	50	10	5.36 F							
carbon disulfide	--	--	U							
chloroform	7	0.3	U							
cis-1,2-dichloroethene	5*	1.0	85.1							
methylene chloride	5*	1.0	U							
trans-1,2-dichloroethene	5*	1.0	0.560 F							
trichloroethene (TCE)	5*	1.0	133							
vinyl chloride	2	1.0	U							
total VOCs	-	--	231.38							
Method RSK-175 (µg/L)										
ethane	--	5	U							
ethene	--	5	U							
methane	--	5	39							
Wet Chemistry										
DOC (mg/L)	--	--	5.0							
sulfate (mg/L)	250	1	68							
Field Parameters										
ORP (mV)	--	--	-63							
oxygen (mg/L)	--	--	10.42							
pH (-)	--	--	6.85							

Table 2-2
Landfill 6 TCE Detected Sampling Results

Sample Location	NYS Groundwater Standards	Reporting Limit	LF6TW-34							
Sample ID			**LF6T3404AA**	**LF6T3406AB**	**LF6T3407BB**	**LF6T3405CA**	**LF6T3405DA**	**LF6T3406EB**	**LF6T3406FB**	**LF6T3407GA**
Date of Collection			**4/12/2007**	**9/29/2008**	**1/5/2009**	**4/13/2009**	**6/22/2009**	**9/24/2009**	**4/21/2010**	**10/4/2010**
Sample Depth (ft TOIC)			**35 - 55**	**35 - 55**	**35 - 55**	**35 - 55**	**35 - 55**	**35 - 55**	**35-55**	**35-55**
Dilution Factor (-)			**5**	**2.5**	**10**	**10**	**10**	**5**	**10**	**5**
VOCs (µg/L)										
1,1-dichloroethene	5*	1.0	U	U	U	U	U	U	U	U
1,2-dichloroethane	0.6	1.0	U	U	U	U	U	U	U	U
acetone	50	10	U	U	U	U	U	U	U	U
benzene	1	0.4	U	U	U	U	U	U	U	U
2-butanone	50	10	U	U	U	U	U	U	U	U
carbon disulfide	--	--	U	U	U	U	U	U	U	U
chloroform	7	0.3	U	U	U	U	U	U	U	U
cis-1,2-dichloroethene	5*	1.0	38.3	16.4	67	41.7	25.6	105	87.6	59.3
methylene chloride	5*	1.0	U	U	U	U	U	1.35 F	U	0.850 FB
trans-1,2-dichloroethene	5*	1.0	9.85	1.38 F	16.2	10.3	6.55	26.0	26.2	11.1
trichloroethene (TCE)	5*	1.0	78.8	37.1	162	157	93.4	226	221	75.8
vinyl chloride	2	1.0	1.15	U	0.875 F	U	U	U	U	U
total VOCs	-	--	128.1	54.88	246.075	209	125.55	358.35	334.8	147.05
Method RSK-175 (µg/L)										
ethane	--	5	NA	U	U	U	U	U	U	U
ethene	--	5	NA	U	U	U	U	U	U	U
methane	--	5	NA	7.9	15	12	14	16	11	3.5 F
Wet Chemistry										
DOC (mg/L)	--	--	NA	2.9	4.2	9.7	3.5	6.9	2.9	18
sulfate (mg/L)	250	1	NA	69	69	85	78	67	82	81
Field Parameters										
ORP (mV)	--	--	-11	-77	28	-17	-4	-49	-69	87
oxygen (mg/L)	--	--	7.44	9.11	5.69	10.22	5.98	8.88	3.05	6.07
pH (-)	--	--	6.67	7.13	6.69	7.80	6.74	7.80	7.07	6.78

Table 2-2
Landfill 6 TCE Detected Sampling Results

Sample Location	**NYS Groundwater Standards**	**Reporting Limit**	**LF6TW-34**							
Sample ID			**LF6T3406HA**							
Date of Collection			**4/8/2011**							
Sample Depth (ft TOIC)			**35-55**							
Dilution Factor (-)			**1**							
VOCs (µg/L)										
1,1-dichloroethene	5*	1.0	U							
1,2-dichloroethane	0.6	1.0	U							
acetone	50	10	23.6 FJB							
benzene	1	0.4	U							
2-butanone	50	10	10.0 F							
carbon disulfide	--	--	U							
chloroform	7	0.3	U							
cis-1,2-dichloroethene	5*	1.0	68.4							
methylene chloride	5*	1.0	U							
trans-1,2-dichloroethene	5*	1.0	25.2							
trichloroethene (TCE)	5*	1.0	272							
vinyl chloride	2	1.0	U							
total VOCs	-	--	399.2							
Method RSK-175 (µg/L)										
ethane	--	5	U							
ethene	--	5	U							
methane	--	5	6.4							
Wet Chemistry										
DOC (mg/L)	--	--	6.3							
sulfate (mg/L)	250	1	97							
Field Parameters										
ORP (mV)	--	--	-43							
oxygen (mg/L)	--	--	6.36							
pH (-)	--	--	7.23							

Table 2-2
Landfill 6 TCE Detected Sampling Results

Sample Location	NYS Groundwater Standards	Reporting Limit	LF6TW-35							
Sample ID			**LF6T3506AA**	**LF6T3506AB**	**LF6T3505BB**	**LF6T3505CA**	**LF6T3507DA**	**LF6T3506EB**	**LF6T3506FB**	**LF6T3506GA**
Date of Collection			**4/12/2007**	**9/29/2008**	**1/5/2009**	**4/13/2009**	**6/22/2009**	**9/24/2009**	**4/21/2010**	**10/4/2010**
Sample Depth (ft TOIC)			**35 - 55**	**35 - 55**	**35 - 55**	**35 - 55**	**35 - 55**	**35 - 55**	**35-55**	**35-55**
Dilution Factor (-)			**1**	**1**	**1**	**1**	**1**	**1**	**1**	**1**
VOCs (µg/L)										
1,1-dichloroethene	5*	1.0	U	U	U	U	U	U	U	U
1,2-dichloroethane	0.6	1.0	U	U	U	U	U	U	U	U
acetone	50	10	U	U	U	U	U	1.30 F	U	2.94 FB
benzene	1	0.4	U	U	U	U	U	U	U	U
2-butanone	50	10	U	U	U	U	U	U	U	U
carbon disulfide	--	--	U	U	U	U	U	U	U	U
chloroform	7	0.3	U	U	U	U	U	U	U	U
cis-1,2-dichloroethene	5*	1.0	2.43	3.76	5.34	5.01	5.29	5.01	6.68	2.65
methylene chloride	5*	1.0	U	U	U	U	U	U	U	U
trans-1,2-dichloroethene	5*	1.0	U	U	U	U	U	U	U	U
trichloroethene (TCE)	5*	1.0	11.0	18.6	32.7	31.3	27.9	34.0	28.6	8.82
vinyl chloride	2	1.0	U	U	U	U	U	U	U	U
total VOCs	-	--	13.43	22.36	38.44	36.31	33.19	40.31	35.28	14.39
Method RSK-175 (µg/L)										
ethane	--	5	NA	U	U	U	U	U	U	U
ethene	--	5	NA	U	U	U	U	U	U	U
methane	--	5	NA	2.8 F	9.0	7.4	9.4	19	12	2.5 F
Wet Chemistry										
DOC (mg/L)	--	--	NA	1.9	3.6	1.7	1.8	34	2.3	9.6
sulfate (mg/L)	250	1	NA	56	85	82	74	79	71	57
Field Parameters										
ORP (mV)	--	--	256	98	155	91	-99	69	93	164
oxygen (mg/L)	--	--	2.74	9.89	5.55	8.03	2.85	10.11	0.86	4.11
pH (-)	--	--	5.72	7.30	7.39	7.65	7.82	7.60	7.16	6.71

Table 2-2
Landfill 6 TCE Detected Sampling Results

Sample Location	**NYS Groundwater Standards**	**Reporting Limit**	**LF6TW-35**							
Sample ID			**LF6T3506HA**							
Date of Collection			**4/8/2011**							
Sample Depth (ft TOIC)			**35-55**							
Dilution Factor (-)			**1**							
VOCs (µg/L)										
1,1-dichloroethene	5*	1.0	U							
1,2-dichloroethane	0.6	1.0	U							
acetone	50	10	2.96 FJB							
benzene	1	0.4	U							
2-butanone	50	10	U							
carbon disulfide	--	--	U							
chloroform	7	0.3	U							
cis-1,2-dichloroethene	5*	1.0	8.78							
methylene chloride	5*	1.0	U							
trans-1,2-dichloroethene	5*	1.0	U							
trichloroethene (TCE)	5*	1.0	30.7							
vinyl chloride	2	1.0	U							
total VOCs	-	--	42.44							
Method RSK-175 (µg/L)										
ethane	--	5	U							
ethene	--	5	U							
methane	--	5	11.0							
Wet Chemistry										
DOC (mg/L)	--	--	5.7							
sulfate (mg/L)	250	1	52							
Field Parameters										
ORP (mV)	--	--	78							
oxygen (mg/L)	--	--	5.68							
pH (-)	--	--	7.27							

Table 2-2
Landfill 6 TCE Detected Sampling Results

Sample Location	NYS Groundwater Standards	Reporting Limit	LF6TW-36							
Sample ID			**LF6T3604AA**	**LF6T3604AA**	**LF6T3605BB**	**LF6T3605CA**	**LF6T3605DA**	**LF6T3606EB**	**LF6T3606FB**	**LF6T3606GA**
Date of Collection			**4/12/2007**	**9/29/2008**	**1/5/2009**	**4/13/2009**	**6/22/2009**	**9/24/2009**	**4/21/2010**	**10/4/2010**
Sample Depth (ft TOIC)			**35 - 55**	**35 - 55**	**35 - 55**	**35 - 55**	**35 - 55**	**35 - 55**	**35-55**	**35-55**
Dilution Factor (-)			**10**	**5**	**10**	**10**	**10**	**10**	**10**	**10**
VOCs (µg/L)										
1,1-dichloroethene	5*	1.0	U	U	U	U	U	U	U	U
1,2-dichloroethane	0.6	1.0	U	U	U	U	U	U	U	U
acetone	50	10	U	U	U	U	U	U	U	U
benzene	1	0.4	U	U	U	U	U	U	U	U
2-butanone	50	10	U	U	U	U	U	U	U	U
carbon disulfide	--	--	U	U	U	U	U	U	U	U
chloroform	7	0.3	0.100 F	U	U	U	U	U	U	U
cis-1,2-dichloroethene	5*	1.0	91.6	47.9	46.4	46.7	58.5	47.7	57.5	59.2
methylene chloride	5*	1.0	U	U	U	U	U	U	U	2.00 FB
trans-1,2-dichloroethene	5*	1.0	0.490 F	U	0.950 F	1.10 F	1.50 F	1.10 F	1.40 F	U
trichloroethene (TCE)	5*	1.0	290	104	232	252	250	284	246	132
vinyl chloride	2	1.0	0.100 F	U	U	U	U	U	U	U
total VOCs	-	--	382.29	151.9	279.35	299.8	310	332.8	304.9	193.2
Method RSK-175 (µg/L)										
ethane	--	5	NA	U	U	U	U	U	U	U
ethene	--	5	NA	U	U	U	U	U	U	U
methane	--	5	NA	2.3 F	7.0	7.6	4.9 F	7.7	2.0 F	U
Wet Chemistry										
DOC (mg/L)	--	--	NA	1.2	2.8	1.3	1.7	8.9	1.9	3.9
sulfate (mg/L)	250	1	NA	38	58	63	62	59	55	47
Field Parameters										
ORP (mV)	--	--	143	-10	77	40	-50	42	13	98
oxygen (mg/L)	--	--	8.43	8.59	8.01	7.89	5.70	9.51	1.11	6.83
pH (-)	--	--	6.48	7.39	7.29	7.68	7.72	7.84	7.06	5.71

Table 2-2
Landfill 6 TCE Detected Sampling Results

Sample Location	**NYS Groundwater Standards**	**Reporting Limit**	**LF6TW-36**							
Sample ID			**LF6T3606HA**							
Date of Collection			**4/8/2011**							
Sample Depth (ft TOIC)			**35-55**							
Dilution Factor (-)			**1**							
VOCs (µg/L)										
1,1-dichloroethene	5*	1.0	U							
1,2-dichloroethane	0.6	1.0	U							
acetone	50	10	18.7 FJB							
benzene	1	0.4	U							
2-butanone	50	10	U							
carbon disulfide	--	--	U							
chloroform	7	0.3	U							
cis-1,2-dichloroethene	5*	1.0	47.3							
methylene chloride	5*	1.0	U							
trans-1,2-dichloroethene	5*	1.0	1.10 F							
trichloroethene (TCE)	5*	1.0	262							
vinyl chloride	2	1.0	U							
total VOCs	-	--	329.1							
Method RSK-175 (µg/L)										
ethane	--	5	U							
ethene	--	5	U							
methane	--	5	5.7							
Wet Chemistry										
DOC (mg/L)	--	--	5.3							
sulfate (mg/L)	250	1	46							
Field Parameters										
ORP (mV)	--	--	-13							
oxygen (mg/L)	--	--	5.31							
pH (-)	--	--	7.36							

Table 2-2
Landfill 6 TCE Detected Sampling Results

Sample Location	NYS Groundwater Standards	Reporting Limit	LF6TW-38							
Sample ID			**LF6T3806AA**	**LF6T3807AB**	**LF6T3807BB**	**LF6T3806CA**	**LF6T3807DA**	**LF6T3808EB**	**LF6T3808FB**	**LF6T3808GA**
Date of Collection			**4/12/2007**	**9/29/2008**	**1/5/2009**	**4/13/2009**	**6/22/2009**	**9/24/2009**	**4/21/2010**	**10/4/2010**
Sample Depth (ft TOIC)			**35 - 55**	**35 - 55**	**35 - 55**	**35 - 55**	**35 - 55**	**35 - 55**	**35-55**	**35-55**
Dilution Factor (-)			**5**	**5**	**10**	**10**	**10**	**10**	**5**	**2**
VOCs (µg/L)										
1,1-dichloroethene	5*	1.0	U	U	U	U	U	U	U	U
1,2-dichloroethane	0.6	1.0	U	U	U	U	U	U	U	U
acetone	50	10	U	U	U	U	U	U	U	U
benzene	1	0.4	U	U	U	U	U	U	U	U
2-butanone	50	10	U	U	U	U	U	U	U	U
carbon disulfide	--	--	U	U	U	U	U	U	U	U
chloroform	7	0.3	U	U	U	U	U	U	U	U
cis-1,2-dichloroethene	5*	1.0	32.2	28.8	38.6	26.3	32.9	34.2	42.2	46.4
methylene chloride	5*	1.0	U	U	U	U	U	U	U	U
trans-1,2-dichloroethene	5*	1.0	0.320 F	U	0.220 F	U	U	U	U	U
trichloroethene (TCE)	5*	1.0	95.0	24.7	131	111	112	128	114	41.1
vinyl chloride	2	1.0	U	U	U	U	U	U	U	U
total VOCs	-	--	127.52	53.5	169.82	137.3	144.9	162.2	156.2	87.5
Method RSK-175 (µg/L)										
ethane	--	5	NA	U	U	U	U	U	U	U
ethene	--	5	NA	U	U	U	U	U	U	U
methane	--	5	NA	2.2 F	8.8	13	5.2	5.7	4.0 F	U
Wet Chemistry										
DOC (mg/L)	--	--	NA	1	2.7	0.54 F	0.67 F	11	1.3	4.5
sulfate (mg/L)	250	1	NA	42	41	40	40	41	42	48
Field Parameters										
ORP (mV)	--	--	311	164	164	109	-6	97	87	181
oxygen (mg/L)	--	--	9.61	4.72	8.50	6.72	5.70	10.05	4.21	6.11
pH (-)	--	--	6.19	7.48	7.51	7.55	7.62	7.58	7.54	6.44

Table 2-2
Landfill 6 TCE Detected Sampling Results

Sample Location	**NYS Groundwater Standards**	**Reporting Limit**	**LF6TW-38**							
Sample ID			**LF6T3808HA**							
Date of Collection			**4/8/2011**							
Sample Depth (ft TOIC)			**35-55**							
Dilution Factor (-)			**1**							
VOCs (µg/L)										
1,1-dichloroethene	5*	1.0	U							
1,2-dichloroethane	0.6	1.0	U							
acetone	50	10	5.78 FJB							
benzene	1	0.4	U							
2-butanone	50	10	U							
carbon disulfide	--	--	U							
chloroform	7	0.3	U							
cis-1,2-dichloroethene	5*	1.0	45.1							
methylene chloride	5*	1.0	U							
trans-1,2-dichloroethene	5*	1.0	0.380 F							
trichloroethene (TCE)	5*	1.0	118							
vinyl chloride	2	1.0	U							
total VOCs	-	--	169.26							
Method RSK-175 (µg/L)										
ethane	--	5	U							
ethene	--	5	U							
methane	--	5	2.1 F							
Wet Chemistry										
DOC (mg/L)	--	--	0.92 F							
sulfate (mg/L)	250	1	42							
Field Parameters										
ORP (mV)	--	--	80							
oxygen (mg/L)	--	--	8.21							
pH (-)	--	--	7.64							

Table 2-2
Landfill 6 TCE Detected Sampling Results

Sample Location	NYS Groundwater Standards	Reporting Limit	LF6MW-39							
Sample ID			**LF6M3920AB**	**LF6M3920BB**	**LF6M3920CA**	**LF6M3920DA**	**LF6M3920EB**	**LF6M3920FB**	**LF6M3920GA**	**LF6M3920HA**
Date of Collection			**9/29/2008**	**1/5/2009**	**4/15/2009**	**6/22/2009**	**9/24/2009**	**4/20/2010**	**10/4/2010**	**4/8/2011**
Sample Depth (ft TOIC)			**20**	**20**	**20**	**20**	**20**	**20**	**20**	**20**
Dilution Factor (-)			**5**	**1**	**1**	**1**	**1**	**1**	**1**	**1**
VOCs (µg/L)										
1,1-dichloroethene	5*	1.0	U	U	U	U	U	U	U	U
1,2-dichloroethane	0.6	1.0	U	U	U	U	U	U	U	U
acetone	50	10	U	U	U	U	1.96 F	U	U	2.55 FJB
benzene	1	0.4	U	U	U	U	U	U	U	U
2-butanone	50	10	U	U	U	U	U	U	U	U
carbon disulfide	--	--	U	U	U	U	U	U	U	U
chloroform	7	0.3	U	U	U	U	U	U	U	U
cis-1,2-dichloroethene	5*	1.0	U	U	U	U	U	U	U	U
methylene chloride	5*	1.0	U	U	U	U	U	U	U	U
trans-1,2-dichloroethene	5*	1.0	U	U	U	U	U	U	U	U
trichloroethene (TCE)	5*	1.0	U	U	U	U	U	U	U	U
vinyl chloride	2	1.0	U	U	U	U	U	U	U	U
total VOCs	-	--	0	0	0	0	1.96	0	0	2.55
Method RSK-175 (µg/L)										
ethane	--	5	U	U	U	U	U	U	U	U
ethene	--	5	U	U	U	U	U	U	U	U
methane	--	5	U	U	U	U	U	U	U	U
Wet Chemistry										
DOC (mg/L)	--	--	0.68 F	2.3	0.82 F	0.88 F	0.48 F	1.4	1.8	1.9
sulfate (mg/L)	250	1	34	20	17	20	44	14	15	11
Field Parameters										
ORP (mV)	--	--	-136	192	240	251	-163	73	37	125
oxygen (mg/L)	--	--	1.14	4.22	2.43	5.34	4.03	0.00	4.85	0.00
pH (-)	--	--	6.85	6.88	6.90	6.92	7.15	7.15	6.81	7.61

Table 2-2
Landfill 6 TCE Detected Sampling Results

Sample Location	**NYS Surfacewater Standards**	**Reporting Limit**	**LF6-SW1PM**							
Sample ID			**LF6SW01PM01EB**	**LF6SW01PM01FB**	**LF6SW01PM01HA**					
Date of Collection			**9/23/2009**	**4/20/2010**	**4/8/2011**					
Sample Depth (ft TOIC)			**1**	**1**	**1**					
Dilution Factor (-)			**1**	**1**	**1**					
VOCs (µg/L)										
acetone	50	10	2.28 F	2.14 F	3.08 FJB					
benzene	1	0.4	U	0.130 F	0.140 F					
chlorobenzene	5	0.5	0.130 F	0.330 F	0.320 F					
total VOCs	-	--	2.41	2.6	3.54					
Method RSK-175 (µg/L)										
ethane	--	5	U	U	U					
ethene	--	5	U	U	U					
methane	--	5	5.5	33	13					
Wet Chemistry										
DOC (mg/L)	--	--	6.9	4.2	3.2					
sulfate (mg/L)	250	1	42	40	31					
Field Parameters										
ORP (mV)	--	--	73	98	159					
oxygen (mg/L)	--	--	10.28	11.83	9.64					
pH (-)	--	--	7.44	8.04	6.24					

Table 3-1
Building 817/WSA Performance Monitoring Sample Analysis Summary

Sampling Locations	Screen Interval (ft mean sea level [msl])	Sampling Rationale	Target Analytes/ EPA Method Numbers	Initial Monitoring (quarterly after injections)	Performance (semi-annual, after 1st year)	# of Samples[1]
LAWMW-9	490.84 - 500.84	Downgradient	• VOCs - SW8260B • Sulfate - SW9056 • DOC - SM5310B • Methane/Ethane/ Ethene - RSK-175 • Field Parameters - ORP, oxygen, pH, water levels	√[2]	√[2]	12
WSA-MW8	506.37 - 516.37	Upgradient		√[2]	√[2]	
WSA-MW9	474.60 - 479.60	Downgradient		√	√	
WSA-MW16	491.86 - 501.86	Within 100 ppb contour		√	√	
WSA-VMW17	483.24 - 493.24	Within 30 ppb contour		√	√	
WSA-MW18	499.23 - 504.23	Within 100 ppb contour		√	√	
WSA-MW19	493.79 - 498.79	Between MW-16 and VMW-17		√	√	
WSA-MW21	484.72 - 494.72	Downgradient, within plume		√	√	
WSA-MW23	493.16 - 503.16	Cross-gradient, outside plume boundary		√[2]	√[2]	
Surface Water						
WSA-SW1PM[3]		Upstream 400 ft, in manhole	• VOCs - SW8260B • Field Parameters-water levels		√	
WSA-SW2PM[3]		Central manhole slightly downgradient from where plume potentially will intersect the creek			√	
WSA-SW3PM[3]		Downstream 400 ft, in manhole			√	
MH-1		Identify preferential pathway	Visual Monitoring (look for presence of substrate)	√		
MH-2		Identify preferential pathway		√		
MH-3		Identify preferential pathway		√		

Notes:

1 Please refer to FSP for details concerning the number of QA/QC samples and their locations. At least one MS/MSD and two field duplicates will be collected per SDG; one equipment blank per day and one ambient blank per day; one trip blank per cooler containing VOCs.

2 Annual sampling only.

3 Surface water samples will only be collected if results from WSA-MW9 are above NYSDEC Class GA GW standards.

Table 3-2
Building 817/WSA Detected Sampling Results

Sample Location	NYS Groundwater Standards	Reporting Limit	LAWMW-9								
Sample ID			**LAWM0912AA**	**LAWM0912AB**		**LAWM0912EB**	**LAWM0912FB**	**LAWM0912GA**		
Date of Collection			**11/20/2006**	**9/23/2008**		**9/18/2009**	**4/14/2010**	**9/29/2010**		
Sample Depth (ft TOIC)			**12**	**12**		**12**	**12**	**12**		
Dilution Factor (-)			**1**	**1**		**1**	**1**	**1**		
VOCs (µg/L)										
1,1,1-trichloroethane	5*	1.0	0.170 F	U	Monitoring well not sampled, annual sampling frequency.	0.140 F	0.120 F	0.140 F		
acetone	50	10	U	U		1.16 F	1.34 F	U		
chlorobenzene	5*	0.5	U	U		U	U	U		
chloroform	7	0.3	U	U		U	U	U		
cis-1,2-dichloroethene	5*	1.0	U	U		U	U	U		
hexachlorobutadiene	0.5	0.6	U	U		U	U	U		
methyl tert-butyl ether	10	5.0	U	U		U	U	U		
methylene chloride	5*	1.0	U	U		U	U	U		
tetrachloroethene (PCE)	5*	1.0	0.220 F	U		0.240 F	0.240 F	0.310 F		
toluene	5*	1.0	U	U		U	U	U		
trans-1,2-Dichloroethene	5*	1.0	U	U		U	U	U		
trichloroethene (TCE)	5*	1.0	5.01	5.43		6.16	4.79	6.39		
total VOCs	-	--	5.4	5.43		7.7	6.49	6.84		
Method RSK-175 (µg/L)										
ethane	--	5	U	U		U	U	U		
ethene	--	5	U	U		U	U	U		
methane	--	5	U	U		2.0 F	11	4.0 F		
Wet Chemistry										
DOC (mg/L)	--	--	1.7	0.88 F		1.7	0.44 F	7.2		
sulfate (mg/L)	250	1	9.1	8.5		7.6	5	7.4		
Field Parameters										
ORP (mV)	--	--	336	126		131	147	76		
oxygen (mg/L)	--	--	3.93	7.84		4.12	0.00	5.69		
pH (-)	--	--	7.89	7.67		6.78	7.58	7.11		

Table 3-2
Building 817/WSA Detected Sampling Results

Sample Location	NYS Groundwater Standards	Reporting Limit	WSA-MW8							
Sample ID			**WSAM0809AA**	**WSAM0809AB**		**WSAM0809EB**	**WSAM0809FB**	**WSAM0809GA**		
Date of Collection			**11/20/2006**	**9/23/2008**		**9/18/2009**	**4/15/2010**	**10/29/2010**		
Sample Depth (ft TOIC)			**9**	**9**		**9**	**9**	**9**		
Dilution Factor (-)			**1**	**1**		**1**	**1**	**1**		
VOCs (µg/L)										
1,1,1-trichloroethane	5*	1.0	U	U	Monitoring well not sampled, annual sampling frequency.	U	U	U		
acetone	50	10	U	U		U	1.52 F	U		
chlorobenzene	5*	0.5	U	U		U	U	U		
chloroform	7	0.3	0.670	0.290 F		0.260 F	0.160 F	0.160 F		
cis-1,2-dichloroethene	5*	1.0	U	U		U	U	U		
hexachlorobutadiene	0.5	0.6	U	U		U	U	U		
methyl tert-butyl ether	10	5.0	U	U		U	U	U		
methylene chloride	5*	1.0	U	U		U	U	U		
tetrachloroethene (PCE)	5*	1.0	U	U		U	U	0.240 F		
toluene	5*	1.0	U	U		U	U	U		
trans-1,2-Dichloroethene	5*	1.0	U	U		U	U	U		
trichloroethene (TCE)	5*	1.0	1.73	1.08		1.21	3.55	6.54		
total VOCs	-	--	2.4	1.37		1.47	5.23	6.94		
Method RSK-175 (µg/L)										
ethane	--	5	U	U		U	U	U		
ethene	--	5	U	U		U	U	U		
methane	--	5	U	U		U	U	U		
Wet Chemistry										
DOC (mg/L)	--	--	3.7	1.1		1.2	0.43 F	1.3 J		
sulfate (mg/L)	250	1	5.6	5.2		4.6	5.1	5.2		
Field Parameters										
ORP (mV)	--	--	120	339		182	109	211		
oxygen (mg/L)	--	--	7.53	8.83		9.08	4.26	5.31		
pH (-)	--	--	7.74	5.82		6.46	7.64	7.14		

Table 3-2
Building 817/WSA Detected Sampling Results

Sample Location	NYS Groundwater Standards	Reporting Limit	WSA-MW9							
Sample ID			**WSAM0906AA**	**WSAM0906AB**	**WSAM0906BB**	**WSAM0906CA**	**WSAM0906DA**	**WSAM0906EB**	**WSAM0906FB**	**WSAM0906GA**
Date of Collection			**11/20/2006**	**9/23/2008**	**12/31/2008**	**4/8/2009**	**6/15/2009**	**9/18/2009**	**4/14/2010**	**10/1/2010**
Sample Depth (ft TOIC)			**6**	**6**	**6**	**6**	**6**	**6**	**6**	**6**
Dilution Factor (-)			**1**	**1**	**1**	**1**	**1**	**1**	**1**	**1**
VOCs (µg/L)										
1,1,1-trichloroethane	5*	1.0	U	U	U	U	U	U	U	U
acetone	50	10	U	U	U	U	U	1.68 F	1.43 F	U
chlorobenzene	5*	0.5	U	U	U	U	U	U	U	U
chloroform	7	0.3	U	U	U	U	U	U	U	U
cis-1,2-dichloroethene	5*	1.0	U	U	U	U	U	U	U	U
hexachlorobutadiene	0.5	0.6	U	U	U	U	U	U	U	U
methyl tert-butyl ether	10	5.0	U	U	U	U	U	U	U	U
methylene chloride	5*	1.0	U	U	U	U	U	U	U	U
tetrachloroethene (PCE)	5*	1.0	U	U	U	U	U	U	U	U
toluene	5*	1.0	U	U	U	U	U	U	U	U
trans-1,2-Dichloroethene	5*	1.0	U	U	U	U	U	U	U	U
trichloroethene (TCE)	5*	1.0	U	U	U	U	U	U	U	U
total VOCs	-	--	0	0	0	0	0	1.68	1.43	0
Method RSK-175 (µg/L)										
ethane	--	5	U	U	U	U	U	U	U	U
ethene	--	5	U	U	U	U	U	U	U	U
methane	--	5	U	3.3 F	3.6 F	1.5 F	U	1.7 F	U	U
Wet Chemistry										
DOC (mg/L)	--	--	1.1	0.92 F	2.6	8.3	1.1	16	U	2.0
sulfate (mg/L)	250	1	22	20	26	20	19	18	19	44
Field Parameters										
ORP (mV)	--	--	123	26	220	213	126	86	117	72
oxygen (mg/L)	--	--	3.80	8.80	4.60	1.75	9.07	5.09	0.00	0.04
pH (-)	--	--	7.31	7.60	8.98	7.14	7.99	7.09	7.68	6.85

Table 3-2
Building 817/WSA Detected Sampling Results

Sample Location	**NYS Groundwater Standards**	**Reporting Limit**	**WSA-MW9**							
Sample ID			**WSAM0906HA**							
Date of Collection			**4/7/2011**							
Sample Depth (ft TOIC)			**6**							
Dilution Factor (-)			**1**							
VOCs (µg/L)										
1,1,1-trichloroethane	5*	1.0	U							
acetone	50	10	4.00 FB							
chlorobenzene	5*	0.5	U							
chloroform	7	0.3	U							
cis-1,2-dichloroethene	5*	1.0	U							
hexachlorobutadiene	0.5	0.6	U							
methyl tert-butyl ether	10	5.0	U							
methylene chloride	5*	1.0	U							
tetrachloroethene (PCE)	5*	1.0	U							
toluene	5*	1.0	U							
trans-1,2-Dichloroethene	5*	1.0	U							
trichloroethene (TCE)	5*	1.0	U							
total VOCs	-	--	4							
Method RSK-175 (µg/L)										
ethane	--	5	U							
ethene	--	5	U							
methane	--	5	U							
Wet Chemistry										
DOC (mg/L)	--	--	1.4							
sulfate (mg/L)	250	1	16							
Field Parameters										
ORP (mV)	--	--	139							
oxygen (mg/L)	--	--	0.00							
pH (-)	--	--	7.91							

Table 3-2
Building 817/WSA Detected Sampling Results

Sample Location	NYS Groundwater Standards	Reporting Limit	WSA-MW16							
Sample ID			**WSAM1615AA**	**WSAM1615AB**	**WSAM1615BB**	**WSAM1615CA**	**WSAM1615DA**	**WSAM1615EB**	**WSAM1615FB**	**WSAM1615GA**
Date of Collection			**11/20/2006**	**9/23/2008**	**12/31/2008**	**4/8/2009**	**6/15/2009**	**9/18/2009**	**4/14/2010**	**9/29/2010**
Sample Depth (ft TOIC)			**15**	**15**	**15**	**15**	**15**	**15**	**15**	**15**
Dilution Factor (-)			**2**	**2**	**2**	**1**	**1**	**1**	**1**	**1**
VOCs (µg/L)										
1,1,1-trichloroethane	5*	1.0	0.320 F	0.260 F	0.240 F	0.330 F	0.280 F	0.260 F	0.280 F	0.650 F♦
acetone	50	10	U	U	U	U	U	1.61 F	U	1.45 F♦
chlorobenzene	5*	0.5	U	U	U	U	U	U	U	U
chloroform	7	0.3	U	U	U	U	U	0.110 F	U	0.120 F
cis-1,2-dichloroethene	5*	1.0	1.10 F	0.790 F	1.16 F	0.600 F	0.650 F	1.51	0.590 F	0.240 F♦
hexachlorobutadiene	0.5	0.6	U	U	U	U	U	U	U	U
methyl tert-butyl ether	10	5.0	0.460 F	U	U	U	U	U	U	U
methylene chloride	5*	1.0	U	U	U	U	U	U	U	U
tetrachloroethene (PCE)	5*	1.0	40.3	39.0	30.9	30.1	35.5	39.6	30.4	48.7 ♦
toluene	5*	1.0	U	U	U	U	U	U	U	U
trans-1,2-Dichloroethene	5*	1.0	U	U	U	0.110 F	0.130 F	U	0.160 F	U
trichloroethene (TCE)	5*	1.0	48.8	43.0	34.8	33.6	34.8	41.1	34.7	53 ♦
total VOCs	-	--	90.98	83.05	67.1	64.74	71.36	84.19	66.13	104.16
Method RSK-175 (µg/L)										
ethane	--	5	U	U	U	U	U	U	U	U
ethene	--	5	U	U	U	U	U	U	U	U
methane	--	5	U	U	U	U	U	U	U	U
Wet Chemistry										
DOC (mg/L)	--	--	1.1	0.89 F	0.82 F	0.68 F	0.56 F	1.0	0.81 F	1.7 J
sulfate (mg/L)	250	1	11	7.8	10	12	8.8	7.0	9.6	10 ♦
Field Parameters										
ORP (mV)	--	--	365	322	252	175	203	159	101	223
oxygen (mg/L)	--	--	6.91	7.87	9.03	8.20	7.57	6.76	4.17	3.56
pH (-)	--	--	7.75	6.16	6.14	7.01	5.49	6.65	7.73	6.98

Table 3-2
Building 817/WSA Detected Sampling Results

Sample Location	NYS Groundwater Standards	Reporting Limit	WSA-MW16							
Sample ID			**WSAM1615HA**							
Date of Collection			**4/7/2011**							
Sample Depth (ft TOIC)			**15**							
Dilution Factor (-)			**1**							
VOCs (µg/L)										
1,1,1-trichloroethane	5*	1.0	0.450 F							
acetone	50	10	4.12 FB							
chlorobenzene	5*	0.5	U							
chloroform	7	0.3	0.110 F							
cis-1,2-dichloroethene	5*	1.0	U							
hexachlorobutadiene	0.5	0.6	U							
methyl tert-butyl ether	10	5.0	U							
methylene chloride	5*	1.0	U							
tetrachloroethene (PCE)	5*	1.0	36.4							
toluene	5*	1.0	U							
trans-1,2-Dichloroethene	5*	1.0	U							
trichloroethene (TCE)	5*	1.0	38.7							
total VOCs	-	--	79.78							
Method RSK-175 (µg/L)										
ethane	--	5	U							
ethene	--	5	U							
methane	--	5	U							
Wet Chemistry										
DOC (mg/L)	--	--	0.97 F							
sulfate (mg/L)	250	1	9.1							
Field Parameters										
ORP (mV)	--	--	111							
oxygen (mg/L)	--	--	6.14							
pH (-)	--	--	7.48							

Table 3-2
Building 817/WSA Detected Sampling Results

Sample Location	NYS Groundwater Standards	Reporting Limit	WSA-VMW17							
Sample ID			**WSAVM1713AA**	**WSAVM1722AB13AA**	**WSAM1722BB**	**WSAM1722CA**	**WSAM1722DA**	**WSAM1722EB**	**WSAM1722FB**	**WSAM1722GA**
Date of Collection			**11/20/2006**	**9/23/2008**	**12/31/2008**	**4/8/2009**	**6/15/2009**	**9/18/2009**	**4/14/2010**	**9/29/2010**
Sample Depth (ft TOIC)			**13**	**22**	**22**	**22**	**22**	**22**	**22**	**22**
Dilution Factor (-)			**1**	**1**	**1**	**1**	**1**	**1**	**1**	**1**
VOCs (µg/L)										
1,1,1-trichloroethane	5*	1.0	U	U	U	U	U	U	U	U
acetone	50	10	U	U	U	U	U	1.48 F	1.16 F	1.66 F
chlorobenzene	5*	0.5	U	U	U	U	U	U	U	U
chloroform	7	0.3	0.180 F	U	0.120 F	U	U	U	U	U
cis-1,2-dichloroethene	5*	1.0	U	U	U	U	U	U	0.440 F	0.590 F
hexachlorobutadiene	0.5	0.6	U	U	U	U	U	U	U	U
methyl tert-butyl ether	10	5.0	U	U	U	U	U	U	U	U
methylene chloride	5*	1.0	U	U	U	U	U	U	U	U
tetrachloroethene (PCE)	5*	1.0	12.6	11.5	10.5	9.19	10.7	12.3	11.6	14.7
toluene	5*	1.0	U	U	U	U	U	U	U	U
trans-1,2-Dichloroethene	5*	1.0	U	U	U	U	U	U	U	U
trichloroethene (TCE)	5*	1.0	24.0	17.2	18.3	15.4	15.8	19.8	17.4	21.9
total VOCs	-	--	36.78	28.7	28.92	24.59	26.5	33.58	30.6	38.85
Method RSK-175 (µg/L)										
ethane	--	5	U	U	U	U	U	U	U	U
ethene	--	5	U	U	U	U	U	U	U	U
methane	--	5	U	U	U	U	U	U	U	U
Wet Chemistry										
DOC (mg/L)	--	--	2.9	1.2	0.92 F	0.76 F	0.79 F	0.96 F	0.58 F	11
sulfate (mg/L)	250	1	9.3	6.5	6.4	6.1	5.7	6.4	5.4	6.3
Field Parameters										
ORP (mV)	--	--	131	128	239	187	340	353	168	120
oxygen (mg/L)	--	--	7.15	9.75	6.53	6.58	6.98	7.42	4.41	7.35
pH (-)	--	--	7.36	6.81	5.68	6.96	6.15	6.46	6.88	6.65

Table 3-2
Building 817/WSA Detected Sampling Results

Sample Location	**NYS Groundwater Standards**	**Reporting Limit**	**WSA-VMW17**							
Sample ID			**WSAM1722HA**							
Date of Collection			**4/7/2011**							
Sample Depth (ft TOIC)			**22**							
Dilution Factor (-)			**1**							
VOCs (µg/L)										
1,1,1-trichloroethane	5*	1.0	U							
acetone	50	10	3.35 FB							
chlorobenzene	5*	0.5	U							
chloroform	7	0.3	U							
cis-1,2-dichloroethene	5*	1.0	0.280 F							
hexachlorobutadiene	0.5	0.6	U							
methyl tert-butyl ether	10	5.0	U							
methylene chloride	5*	1.0	U							
tetrachloroethene (PCE)	5*	1.0	10.2							
toluene	5*	1.0	U							
trans-1,2-Dichloroethene	5*	1.0	U							
trichloroethene (TCE)	5*	1.0	14.0							
total VOCs	-	--	27.83							
Method RSK-175 (µg/L)										
ethane	--	5	U							
ethene	--	5	U							
methane	--	5	U							
Wet Chemistry										
DOC (mg/L)	--	--	1.9							
sulfate (mg/L)	250	1	4.9							
Field Parameters										
ORP (mV)	--	--	157							
oxygen (mg/L)	--	--	3.26							
pH (-)	--	--	7.11							

Table 3-2
Building 817/WSA Detected Sampling Results

Sample Location	NYS Groundwater Standards	Reporting Limit	WSA-MW18							
Sample ID			**WSAMW-18**	**WSAM1814BB**	**WSAM1814AB**	**WSAM1814BB**	**WSAM1814CA**	**WSAM1814DA**	**WSAM1814EB**	**WSAM1814FB**
Date of Collection			**10/24/2006**	**2/21/2007**	**9/23/2008**	**12/31/2008**	**4/8/2009**	**6/15/2009**	**9/18/2009**	**4/15/2010**
Sample Depth (ft TOIC)			**12.3**	**14**	**14**	**14**	**14**	**14**	**14**	**14**
Dilution Factor (-)			**2**	**2.5**	**2**	**2**	**2**	**2**	**2**	**1**
VOCs (µg/L)										
1,1,1-trichloroethane	5*	1.0	U	U	0.310 F	0.240 F	U	0.150 F	U	0.250 F
acetone	50	10	U	U	U	U	U	U	U	U
chlorobenzene	5*	0.5	U	U	U	U	U	U	U	U
chloroform	7	0.3	U	U	0.160 F	U	U	U	U	0.110 F
cis-1,2-dichloroethene	5*	1.0	U	U	0.310 F	0.620 F	0.600 F	0.910 F	0.720 F	0.410 F
hexachlorobutadiene	0.5	0.6	U	U	U	U	U	U	U	U
methyl tert-butyl ether	10	5.0	0.54 F	0.525 F	U	U	U	U	U	U
methylene chloride	5*	1.0	U	U	U	U	U	U	U	U
tetrachloroethene (PCE)	5*	1.0	53 J	37.3	39.5	38.8	31.8	36.2	40.8	39.3
toluene	5*	1.0	U	U	U	U	U	U	U	U
trans-1,2-Dichloroethene	5*	1.0	U	U	U	U	U	U	U	U
trichloroethene (TCE)	5*	1.0	68 J	49.1	43.6	48.7	37.5	36.3	44.4	42.1
total VOCs	-	--	121.54	86.925	83.88	88.36	69.9	73.56	85.92	82.17
Method RSK-175 (µg/L)										
ethane	--	5	NA	NA	U	U	U	U	U	U
ethene	--	5	NA	NA	U	U	U	U	U	U
methane	--	5	NA	NA	U	U	U	U	U	U
Wet Chemistry										
DOC (mg/L)	--	--	NA	NA	1.3	0.81 F	0.48 F	0.42 F	0.98 F	0.89 F
sulfate (mg/L)	250	1	NA	NA	7.3	13	11	7.8	7.0	10
Field Parameters										
ORP (mV)	--	--	181	360	378	287	190	176	158	79
oxygen (mg/L)	--	--	6.1	4.21	6.80	7.48	7.68	5.80	6.80	2.65
pH (-)	--	--	7.40	6.93	6.05	6.82	6.76	5.79	6.75	7.91

Table 3-2
Building 817/WSA Detected Sampling Results

Sample Location	NYS Groundwater Standards	Reporting Limit	WSA-MW18							
Sample ID			**WSAM1814GA**	**WSAM1814HA**						
Date of Collection			**9/29/2010**	**4/7/2011**						
Sample Depth (ft TOIC)			**14**	**14**						
Dilution Factor (-)			**1**	**1**						
VOCs (µg/L)										
1,1,1-trichloroethane	5*	1.0	0.380 F	0.230 F						
acetone	50	10	U	4.19 FB						
chlorobenzene	5*	0.5	U	U						
chloroform	7	0.3	0.170 F	U						
cis-1,2-dichloroethene	5*	1.0	0.620 F	0.140 F						
hexachlorobutadiene	0.5	0.6	U	U						
methyl tert-butyl ether	10	5.0	U	U						
methylene chloride	5*	1.0	U	U						
tetrachloroethene (PCE)	5*	1.0	51.3	40.1						
toluene	5*	1.0	U	U						
trans-1,2-Dichloroethene	5*	1.0	U	U						
trichloroethene (TCE)	5*	1.0	58.4	45.5						
total VOCs	-	--	110.87	90.16						
Method RSK-175 (µg/L)										
ethane	--	5	U	U						
ethene	--	5	U	U						
methane	--	5	U	U						
Wet Chemistry										
DOC (mg/L)	--	--	0.96 F	0.71 F						
sulfate (mg/L)	250	1	9.9	9.3						
Field Parameters										
ORP (mV)	--	--	211	63						
oxygen (mg/L)	--	--	3.54	4.82						
pH (-)	--	--	6.90	7.38						

Table 3-2
Building 817/WSA Detected Sampling Results

Sample Location	NYS Groundwater Standards	Reporting Limit	WSA-MW19							
Sample ID			**WSAMW-19**	**WSAM1918AB**	**WSAM1918BB**	**WSAM1918CA**	**WSAM1918DA**	**WSAM1918DA**	**WSAM1918FB**	**WSAM1918GA**
Date of Collection			**11/2/2006**	**9/23/2008**	**12/31/2008**	**4/8/2009**	**6/15/2009**	**9/18/2009**	**4/14/2010**	**9/29/2010**
Sample Depth (ft TOIC)			**17.8**	**17.8**	**18**	**18**	**18**	**18**	**18**	**18**
Dilution Factor (-)			**4**	**2**	**2**	**2**	**2**	**2**	**1**	**1**
VOCs (µg/L)										
1,1,1-trichloroethane	5*	1.0	U	U	U	U	U	U	0.190 F	0.250 F
acetone	50	10	U	U	U	U	U	U	1.85 F	1.62 F
chlorobenzene	5*	0.5	0.32 F	U	U	U	U	U	U	U
chloroform	7	0.3	U	0.140 F	U	U	U	0.240 F	0.120 F	0.120 F
cis-1,2-dichloroethene	5*	1.0	U	0.440 F	0.340 F	U	0.300 F	0.320 F	0.380 F	0.320 F
hexachlorobutadiene	0.5	0.6	U	U	U	U	U	U	U	U
methyl tert-butyl ether	10	5.0	0.49 F	U	U	U	U	U	U	U
methylene chloride	5*	1.0	U	U	U	U	U	U	U	U
tetrachloroethene (PCE)	5*	1.0	46	36.3	33.3	29.7	34.3	34.7	42.0	46.5
toluene	5*	1.0	U	U	U	U	U	U	U	U
trans-1,2-Dichloroethene	5*	1.0	U	U	U	U	U	U	U	U
trichloroethene (TCE)	5*	1.0	68	51.3	49.6	42.5	47.4	53.4	55.6	62.4
total VOCs	-	--	114.81	88.18	83.24	72.2	82.0	88.66	100.14	111.21
Method RSK-175 (µg/L)										
ethane	--	5	NA	U	U	U	U	U	U	U
ethene	--	5	NA	U	U	U	U	U	U	U
methane	--	5	NA	U	U	U	U	U	U	U
Wet Chemistry										
DOC (mg/L)	--	--	NA	1.1	1	0.60 F	U	0.68 F	0.39 F	0.67 F
sulfate (mg/L)	250	1	NA	8.6	8.2	9.3	10	9.0	8.2	9.5
Field Parameters										
ORP (mV)	--	--	189	310	297	158	312	311	151	99
oxygen (mg/L)	--	--	6.1	5.38	4.05	5.72	6.74	8.20	2.11	7.77
pH (-)	--	--	7.37	6.28	7.03	7.11	6.92	7.14	7.53	7.02

Table 3-2
Building 817/WSA Detected Sampling Results

Sample Location	**NYS Groundwater Standards**	**Reporting Limit**	**WSA-MW19**							
Sample ID			**WSAM1918HA**							
Date of Collection			**4/7/2011**							
Sample Depth (ft TOIC)			**18**							
Dilution Factor (-)			**1**							
VOCs (µg/L)										
1,1,1-trichloroethane	5*	1.0	0.210 F							
acetone	50	10	3.42 FB							
chlorobenzene	5*	0.5	U							
chloroform	7	0.3	0.120 F							
cis-1,2-dichloroethene	5*	1.0	0.300 F							
hexachlorobutadiene	0.5	0.6	U							
methyl tert-butyl ether	10	5.0	U							
methylene chloride	5*	1.0	U							
tetrachloroethene (PCE)	5*	1.0	39.5							
toluene	5*	1.0	U							
trans-1,2-Dichloroethene	5*	1.0	U							
trichloroethene (TCE)	5*	1.0	47.8							
total VOCs	-	--	91.35							
Method RSK-175 (µg/L)										
ethane	--	5	U							
ethene	--	5	U							
methane	--	5	U							
Wet Chemistry										
DOC (mg/L)	--	--	1.1							
sulfate (mg/L)	250	1	9.2							
Field Parameters										
ORP (mV)	--	--	141							
oxygen (mg/L)	--	--	0.08							
pH (-)	--	--	7.75							

Table 3-2
Building 817/WSA Detected Sampling Results

Sample Location	NYS Groundwater Standards	Reporting Limit	WSA-MW21							
Sample ID			**WSAMW-21**	**WSAM2124AB**	**WSAM2124BB**	**WSAM2124CA**	**WSAM2124DA**	**WSAM2124EB**	**WSAM2124FB**	**WSAM2124GA**
Date of Collection			**11/2/2006**	**9/23/2008**	**12/31/2008**	**4/8/2009**	**6/15/2009**	**9/18/2009**	**4/14/2010**	**10/1/2010**
Sample Depth (ft TOIC)			**24.3**	**24.3**	**24**	**24**	**24**	**24**	**24**	**24**
Dilution Factor (-)			**1**	**1**	**1**	**1**	**1**	**1**	**1**	**1**
VOCs (µg/L)										
1,1,1-trichloroethane	5*	1.0	U	U	U	U	U	U	U	U
acetone	50	10	U	U	U	U	U	2.12 F	1.75 F	U
chlorobenzene	5*	0.5	U	U	U	U	U	U	U	U
chloroform	7	0.3	0.58	U	0.310 F	0.300 F	U	U	0.220 F	U
cis-1,2-dichloroethene	5*	1.0	U	U	U	U	U	U	0.540 F	0.120 F
hexachlorobutadiene	0.5	0.6	U	U	U	U	U	U	U	U
methyl tert-butyl ether	10	5.0	U	U	U	U	U	U	U	U
methylene chloride	5*	1.0	U	U	U	U	U	U	U	U
tetrachloroethene (PCE)	5*	1.0	1.1	0.380 F	0.860 F	0.740 F	0.380 F	0.290 F	1.11	0.270 F
toluene	5*	1.0	U	U	U	U	U	U	U	U
trans-1,2-Dichloroethene	5*	1.0	U	U	U	U	U	U	U	U
trichloroethene (TCE)	5*	1.0	31	5.28	20.4	17.4	6.95	5.45	18.3	5.60
total VOCs	-	--	32.68	5.64	21.57	18.44	7.33	7.86	21.92	5.99
Method RSK-175 (µg/L)										
ethane	--	5	NA	U	U	U	U	U	U	U
ethene	--	5	NA	U	U	U	U	U	U	U
methane	--	5	NA	6.0	U	U	U	2.0 F	U	5.1
Wet Chemistry										
DOC (mg/L)	--	--	NA	0.52 F	1.1	0.50 F	U	1.4	0.36 F	U
sulfate (mg/L)	250	1	NA	22	7.1	6.6	19	21	9.3	19
Field Parameters										
ORP (mV)	--	--	238	85	287	255	317	307	141	232
oxygen (mg/L)	--	--	8.2	4.42	8.50	6.60	4.45	3.92	6.57	0.00
pH (-)	--	--	7.03	7.61	6.16	6.91	6.96	7.47	6.99	6.76

Table 3-2
Building 817/WSA Detected Sampling Results

Sample Location	**NYS Groundwater Standards**	**Reporting Limit**	**WSA-MW21**							
Sample ID			**WSAM2124HA**							
Date of Collection			**4/7/2011**							
Sample Depth (ft TOIC)			**24**							
Dilution Factor (-)			**1**							
VOCs (µg/L)										
1,1,1-trichloroethane	5*	1.0	U							
acetone	50	10	3.08 FB							
chlorobenzene	5*	0.5	U							
chloroform	7	0.3	0.270 F							
cis-1,2-dichloroethene	5*	1.0	0.140 F							
hexachlorobutadiene	0.5	0.6	U							
methyl tert-butyl ether	10	5.0	U							
methylene chloride	5*	1.0	U							
tetrachloroethene (PCE)	5*	1.0	1.35							
toluene	5*	1.0	U							
trans-1,2-Dichloroethene	5*	1.0	U							
trichloroethene (TCE)	5*	1.0	20.60							
total VOCs	-	--	25.44							
Method RSK-175 (µg/L)										
ethane	--	5	U							
ethene	--	5	U							
methane	--	5	U							
Wet Chemistry										
DOC (mg/L)	--	--	1.4							
sulfate (mg/L)	250	1	6.5							
Field Parameters										
ORP (mV)	--	--	140							
oxygen (mg/L)	--	--	6.36							
pH (-)	--	--	7.23							

Table 3-2
Building 817/WSA Detected Sampling Results

Sample Location	NYS Groundwater Standards	Reporting Limit	WSA-MW23							
Sample ID			**WSAMW-23**	**WSAM2324AB**		**WSAM2324AB**	**WSAM2324FB**	**WSAM2324GA**		
Date of Collection			**10/24/2006**	**9/23/2008**		**9/18/2009**	**4/14/2010**	**10/1/2010**		
Sample Depth (ft TOIC)			**24.2**	**24.2**		**24.2**	**24**	**24**		
Dilution Factor (-)			**1**	**1**		**1**	**1**	**1**		
VOCs (µg/L)										
1,1,1-trichloroethane	5*	1.0	U	U	Monitoring well not sampled, annual sampling frequency.	U	U	U		
acetone	50	10	U	U		2.65 F	1.70 F	1.38 F		
chlorobenzene	5*	0.5	U	U		U	U	U		
chloroform	7	0.3	U	U		U	U	U		
cis-1,2-dichloroethene	5*	1.0	U	U		U	U	U		
hexachlorobutadiene	0.5	0.6	0.40 F	U		U	U	U		
methyl tert-butyl ether	10	5.0	U	U		U	U	U		
methylene chloride	5*	1.0	U	U		U	U	U		
tetrachloroethene (PCE)	5*	1.0	U	U		U	U	U		
toluene	5*	1.0	U	U		U	U	U		
trans-1,2-Dichloroethene	5*	1.0	U	U		U	U	U		
trichloroethene (TCE)	5*	1.0	U	U		U	U	U		
total VOCs	-	--	0.4	0		2.65	1.7	1.38		
Method RSK-175 (µg/L)										
ethane	--	5	NA	U		U	U	U		
ethene	--	5	NA	U		U	U	U		
methane	--	5	NA	1.5 F		17	52	180		
Wet Chemistry										
DOC (mg/L)	--	--	NA	0.45 F		0.94 F	U	U		
sulfate (mg/L)	250	1	NA	15		12	13	13		
Field Parameters										
ORP (mV)	--	--	31	69		315	-31	52		
oxygen (mg/L)	--	--	4.8	4.91		4.88	0.00	0.00		
pH (-)	--	--	7.74	7.93		7.78	7.85	7.32		

Table 3-2
Building 817/WSA Detected Sampling Results

Sample Location	NYS Groundwater Standards	Reporting Limit	B817-MW-001							
Sample ID			**B817-MW-001**	**817M0113BB**	**817M0112BB**	**817M0111DA**	**817M0111FB**			
Date of Collection			**10/24/2006**	**2/21/2007**	**11/24/2008**	**6/15/2009**	**4/15/2010**	**10/1/2010**	**4/7/2011**	
Sample Depth (ft TOIC)			**10-20**	**10-20**	**10-20**	**10-20**	**10-20**			
Dilution Factor (-)			**1**	**1**	**2**	**1**	**1**			
VOCs (µg/L)										
1,1,1-trichloroethane	5*	1.0	U	U	NA	NA	NA	Not Sampled due to Injection Residuals	Not Sampled due to Injection Residuals	
acetone	50	10	U	U	NA	NA	NA			
chlorobenzene	5*	0.5	U	U	NA	NA	NA			
chloroform	7	0.3	U	U	NA	NA	NA			
cis-1,2-dichloroethene	5*	1.0	U	U	NA	NA	NA			
hexachlorobutadiene	0.5	0.6	U	U	NA	NA	NA			
methyl tert-butyl ether	10	5.0	U	U	NA	NA	NA			
methylene chloride	5*	1.0	U	0.230 F	NA	NA	NA			
tetrachloroethene (PCE)	5*	1.0	0.40 F	0.680 F	NA	NA	NA			
toluene	5*	1.0	U	U	NA	NA	NA			
trans-1,2-Dichloroethene	5*	1.0	U	U	NA	NA	NA			
trichloroethene (TCE)	5*	1.0	2.4	1.08	NA	NA	NA			
total VOCs	-	--	2.8	1.99	NA	NA	NA			
Method RSK-175 (µg/L)										
ethane	--	5	NA	NA	NA	NA	NA			
ethene	--	5	NA	NA	NA	NA	NA			
methane	--	5	NA	NA	NA	NA	NA			
Wet Chemistry										
DOC (mg/L)	--	--	NA	NA	25	10	2.5			
sulfate (mg/L)	250	1	NA	NA	NA	NA	NA			
Field Parameters										
ORP (mV)	--	--	NA	317	1	-81	122			
oxygen (mg/L)	--	--	NA	10.38	5.21	5.22	3.83			
pH (-)	--	--	NA	7.76	6.57	6.87	7.56			

Table 3-2
Building 817/WSA Detected Sampling Results

Sample Location	NYS Groundwater Standards	Reporting Limit	B817-MW-002							
Sample ID			**B817-MW-002**	**817M0210BB**	**817M0211BB**	**817M0210DA**	**817M0211FB**			
Date of Collection			**10/24/2006**	**2/21/2007**	**11/24/2008**	**6/15/2009**	**4/15/2010**	**10/1/2010**	**4/7/2011**	
Sample Depth (ft TOIC)			**10-20**	**10-20**	**10-20**	**10-20**	**10-20**	**10-20**	**10-20**	
Dilution Factor (-)			**1**	**1**	**9**	**9**	**1**			
VOCs (µg/L)										
1,1,1-trichloroethane	5*	1.0	U	U	NA	NA	NA	Not Sampled due to Injection Residuals	Not Sampled due to Injection Residuals	
acetone	50	10	U	2.13 F	NA	NA	NA			
chlorobenzene	5*	0.5	U	U	NA	NA	NA			
chloroform	7	0.3	0.49 F	0.160 F	NA	NA	NA			
cis-1,2-dichloroethene	5*	1.0	U	U	NA	NA	NA			
hexachlorobutadiene	0.5	0.6	U	U	NA	NA	NA			
methyl tert-butyl ether	10	5.0	U	U	NA	NA	NA			
methylene chloride	5*	1.0	U	0.140 F	NA	NA	NA			
tetrachloroethene (PCE)	5*	1.0	5.6	3.84	NA	NA	NA			
toluene	5*	1.0	U	0.210 F	NA	NA	NA			
trans-1,2-Dichloroethene	5*	1.0	U	U	NA	NA	NA			
trichloroethene (TCE)	5*	1.0	25	5.17	NA	NA	NA			
total VOCs	-	--	31.09	9.31	NA	NA	NA			
Method RSK-175 (µg/L)										
ethane	--	5	NA	NA	NA	NA	NA			
ethene	--	5	NA	NA	NA	NA	NA			
methane	--	5	NA	NA	NA	NA	NA			
Wet Chemistry										
DOC (mg/L)	--	--	NA	NA	88	130	2.9			
sulfate (mg/L)	250	1	NA	NA	NA	NA	NA			
Field Parameters										
ORP (mV)	--	--	NA	277	-77	-91	-90			
oxygen (mg/L)	--	--	NA	1.91	10.26	7.63	3.13			
pH (-)	--	--	NA	7.74	6.37	6.19	7.22			

Table 3-2
Building 817/WSA Detected Sampling Results

Sample Location	NYS Groundwater Standards	Reporting Limit	B817-MW-003							
Sample ID			**B817-MW-003**	**817M0309BB**	**817M0309BB**	**817M0309DA**	**817M0309FB**		**817M0309HA**	
Date of Collection			**10/24/2006**	**2/21/2007**	**11/24/2008**	**6/15/2009**	**4/15/2010**	**10/1/2010**	**4/7/2011**	
Sample Depth (ft TOIC)			**10-20**	**10-20**	**10-20**	**10-20**	**10-20**	**10-20**	**10-20**	
Dilution Factor (-)			**1**	**2.5**	**9**	**1**	**1**		**1**	
VOCs (µg/L)										
1,1,1-trichloroethane	5*	1.0	U	U	NA	NA	NA	Not Sampled due to Injection Residuals	NA	
acetone	50	10	U	3.60 F	NA	NA	NA		NA	
chlorobenzene	5*	0.5	U	U	NA	NA	NA		NA	
chloroform	7	0.3	U	U	NA	NA	NA		NA	
cis-1,2-dichloroethene	5*	1.0	U	U	NA	NA	NA		NA	
hexachlorobutadiene	0.5	0.6	U	U	NA	NA	NA		NA	
methyl tert-butyl ether	10	5.0	0.28 F	U	NA	NA	NA		NA	
methylene chloride	5*	1.0	U	0.325 F	NA	NA	NA		NA	
tetrachloroethene (PCE)	5*	1.0	13	8.78 J	NA	NA	NA		NA	
toluene	5*	1.0	U	U	NA	NA	NA		NA	
trans-1,2-Dichloroethene	5*	1.0	U	U	NA	NA	NA		NA	
trichloroethene (TCE)	5*	1.0	21	11.1 J	NA	NA	NA		NA	
total VOCs	-	--	34.28	20.205	NA	NA	NA		NA	
Method RSK-175 (µg/L)										
ethane	--	5	NA	NA	NA	NA	NA		NA	
ethene	--	5	NA	NA	NA	NA	NA		NA	
methane	--	5	NA	NA	NA	NA	NA		NA	
Wet Chemistry										
DOC (mg/L)	--	--	NA	NA	82	5.5	6.2		19	
sulfate (mg/L)	250	1	NA	NA	NA	NA	NA		NA	
Field Parameters										
ORP (mV)	--	--	NA	183	-62	-80	-87		111	
oxygen (mg/L)	--	--	NA	2.61	7.88	7.78	3.09		6.85	
pH (-)	--	--	NA	7.77	6.58	6.47	7.23		5.15	

Table 4-1
Building 775 Performance Monitoring Sample Analysis Summary

Sampling Locations	Screen Interval (ft mean sea level [msl])	Sampling Rationale	Target Analytes/ EPA Method Numbers	Performance (Quarterly)	Performance (Semi-annual, after 1st year)	# of Samples[1]
775VMW-4	447.64 - 457.64	Upgradient	• VOCs - SW8260B • Field parameters - water levels [3]	√[4]	√[4]	12
775VMW-5	442.94 - 452.94	Within 50 ppb contour		√	√	
775MW-6	439.18 - 449.18	Within 50 ppb contour		√	√	
775VMW-8	439.29 - 449.29	Within 50 ppb contour		√	√	
775VMW-9	412.92 - 427.92	Outside 50 ppb contour, downgradient		√[4]	√[4]	
775VMW-10	412.14 - 427.14	Within 50 ppb contour		√	√	
775VMW-19R	440.58 - 460.58	Downgradient		√	√	
775MW-20	398.33 - 408.33	Within 500 ppb contour		√	√	
775VMW-20R	403.85 - 413.85	Downgradient		√[4]	√[4]	
775MW-27	435.19 - 455.19	Within 50 ppb contour		√	√	
775MW-28	424.72 - 444.72	Within 50 ppb contour		√	√	
EW-1	436.56 - 456.56	Within 50 ppb contour		√	√	
			Effluent			
Effluent Sample 1[2]		At discharge point from pipe into manhole	• VOCs - SW8260B (EPA Method 624 list)	√	√	

Notes:

1 Please refer to FSP for details concerning the number of QA/QC samples and their locations. At least one MS/MSD and two field duplicates will be collected per SDG; one equipment blank per day and one ambient blank per day; one trip blank per cooler containing VOCs.

2 The total discharge flow will be recorded during sampling.

3 Water levels will be collected to verify the capture zone of the system.

4 Annual sampling only.

Table 4-2
Building 775 Detected Sampling Results

Sample Location	**NYS Groundwater Standards**	**Reporting Limit**	**775VMW-4**							
Sample ID			**775VM0465AA**		**775VM0465DA**	**775VM0465GA**				
Date of Collection			**1/12/2009**		**9/22/2009**	**9/27/2010**				
Sample Depth (ft TOIC)			**65**		**65**	**65**				
Dilution Factor (-)			**1**		**1**	**1**				
VOCs (µg/L)										
1,1,1-trichloroethane	5*	1.0	0.220 F	Monitoring well not sampled, annual sampling frequency.	0.280 F	0.240 F				
1,1-dichloroethane	5*	1.0	U		U	U				
1,1-dichloroethene	5*	1.0	U		U	U				
1,2,3-trichlorobenzene	5*	1.0	U		U	U				
1,2,4-trichlorobenzene	5*	1.0	U		U	U				
1,2-dichloroethane	0.6	0.5	U		U	U				
acetone	50	10	U		U	1.49 FB				
chloroform	7	0.3	0.630		0.720	0.640				
cis-1,2-dichloroethene (DCE)	5*	--	U		U	U				
tetrachloroethene (PCE)	5*	1.0	U		U	U				
trichloroethene (TCE)	5*	1.0	5.18		7.26	6.35				
trichlorofluoromethane	5*	1.0	U		U	U				
total VOCs	-	--	6.03		8.26	8.72				
Field Parameters										
ORP (mV)	--	--	189		315	143				
oxygen (mg/L)	--	--	2.36		5.36	6.82				
pH (-)	--	--	7.20		7.36	6.83				

Table 4-2
Building 775 Detected Sampling Results

Sample Location	NYS Groundwater Standards	Reporting Limit	775VMW-5							
Sample ID			**775VM0570AA**	**775VM0570AA**	**775VM0570BB**	**775VM0570CA**	**775VM0570DA**	**775VM0570FA**	**775VM0570GA**	**775VM0570IA**
Date of Collection			**11/20/2006**	**1/12/2009**	**4/9/2009**	**6/18/2009**	**9/22/2009**	**4/16/2010**	**9/27/2010**	**4/4/2011**
Sample Depth (ft TOIC)			**70**	**70**	**70**	**70**	**70**	**70**	**70**	**70**
Dilution Factor (-)			**5**	**2.5**	**2.5**	**2.5**	**2.5**	**2**	**2**	**2**
VOCs (µg/L)										
1,1,1-trichloroethane	5*	1.0	0.810 F	0.450 F	0.450 F	0.500 F	0.550 F	0.440 F	0.430 F	0.440 F
1,1-dichloroethane	5*	1.0	U	U	U	U	U	U	U	U
1,1-dichloroethene	5*	1.0	U	U	U	U	U	U	U	U
1,2,3-trichlorobenzene	5*	1.0	U	U	U	U	U	U	U	U
1,2,4-trichlorobenzene	5*	1.0	U	U	U	U	U	U	U	U
1,2-dichloroethane	0.6	0.5	U	U	U	U	U	U	U	U
acetone	50	10	U	U	U	U	U	U	1.05 FB	5.34 FB
chloroform	7	0.3	0.220 F	U	U	U	0.300 F	U	0.170 F	0.220 F
cis-1,2-dichloroethene (DCE)	5*	--	U	U	U	U	U	U	U	U
tetrachloroethene (PCE)	5*	1.0	U	U	U	U	U	U	U	U
trichloroethene (TCE)	5*	1.0	81.2	64.7	68.8	74.0	78.9	67.6	71.7	71
trichlorofluoromethane	5*	1.0	U	U	U	U	U	U	U	U
total VOCs	-	--	82.23	65.15	69.25	74.5	79.75	68.04	73.35	77
Field Parameters										
ORP (mV)	--	--	39	218	161	301	329	159	124	251
oxygen (mg/L)	--	--	9.53	10.84	9.60	10.68	10.00	8.79	9.55	6.71
pH (-)	--	--	7.47	7.36	6.80	7.21	7.16	7.71	7.04	7.47

Table 4-2
Building 775 Detected Sampling Results

Sample Location	NYS Groundwater Standards	Reporting Limit	775MW-6							
Sample ID			**775M0673AA**	**775M0673AA**	**775M0673BB**	**775M0673CA**	**775M0673DA**	**775M0673FA**	**775M0673GA**	**775M0673IA**
Date of Collection			**11/20/2006**	**1/12/2009**	**4/9/2009**	**6/18/2009**	**9/22/2009**	**4/16/2010**	**9/27/2010**	**4/4/2011**
Sample Depth (ft TOIC)			**73**	**73**	**73**	**73**	**73**	**73**	**73**	**73**
Dilution Factor (-)			**2**	**1**	**1**	**1**	**1**	**1**	**1**	**1**
VOCs (µg/L)										
1,1,1-trichloroethane	5*	1.0	0.700 F	0.340 F	0.260 F	0.400 F	0.310 F	0.240 F	0.230 F	0.200 F
1,1-dichloroethane	5*	1.0	U	U	U	U	U	U	U	U
1,1-dichloroethene	5*	1.0	U	U	U	U	U	U	U	U
1,2,3-trichlorobenzene	5*	1.0	U	U	U	U	U	U	U	U
1,2,4-trichlorobenzene	5*	1.0	U	U	U	U	U	U	U	U
1,2-dichloroethane	0.6	0.5	U	U	U	U	U	U	U	U
acetone	50	10	U	U	U	U	U	U	U	2.65 FB
chloroform	7	0.3	0.950	1.04	0.910	1.01	0.960	0.880	0.820	0.860
cis-1,2-dichloroethene (DCE)	5*	--	U	U	U	U	U	U	U	U
tetrachloroethene (PCE)	5*	1.0	U	U	U	U	U	U	U	U
trichloroethene (TCE)	5*	1.0	43.9	19.9	14.9	36.5	19.4	17.7	18.3	15.6
trichlorofluoromethane	5*	1.0	0.580 F	0.510 F	0.500 F	0.690 F	0.550 F	0.380 F	0.370 F	0.290 F
total VOCs	-	--	45.55	21.79	16.57	38.6	21.22	19.2	19.72	19.6
Field Parameters										
ORP (mV)	--	--	352	218	134	308	339	114	106	175
oxygen (mg/L)	--	--	7.04	7.39	6.59	9.21	7.44	3.61	9.05	3.94
pH (-)	--	--	7.76	7.67	6.62	7.54	7.27	8.03	6.97	7.89

Table 4-2
Building 775 Detected Sampling Results

Sample Location	NYS Groundwater Standards	Reporting Limit	775VMW-8							
Sample ID			**775M0873AA**	**775M0873AA**	**775M0873BB**	**775VM0873CA**	**775VM0873DA**	**775VM0873FA**	**775VM0873GA**	**775VM0873IA**
Date of Collection			**11/20/2006**	**1/12/2009**	**4/9/2009**	**6/18/2009**	**9/22/2009**	**4/16/2010**	**9/27/2010**	**4/4/2011**
Sample Depth (ft TOIC)			**73**	**73**	**73**	**73**	**73**	**73**	**73**	**73**
Dilution Factor (-)			**1**	**1**	**2**	**2**	**2**	**1**	**1**	**1**
VOCs (µg/L)										
1,1,1-trichloroethane	5*	1.0	0.760 F	0.700 F	0.760 F	0.720 F	0.700 F	0.640 F	0.460 F	0.410 F
1,1-dichloroethane	5*	1.0	U	U	U	U	U	U	U	U
1,1-dichloroethene	5*	1.0	U	U	U	U	U	U	U	U
1,2,3-trichlorobenzene	5*	1.0	U	U	U	U	U	U	U	U
1,2,4-trichlorobenzene	5*	1.0	U	U	U	U	U	U	U	U
1,2-dichloroethane	0.6	0.5	U	U	U	U	U	U	U	U
acetone	50	10	U	U	U	U	U	U	1.30 FB	2.43 FB
chloroform	7	0.3	U	0.110 F	0.110 F	0.110 F	U	U	U	U
cis-1,2-dichloroethene (DCE)	5*	--	U	U	U	U	U	U	U	U
tetrachloroethene (PCE)	5*	1.0	U	U	U	U	U	U	U	U
trichloroethene (TCE)	5*	1.0	32.4	38.2	37.1	37.5	39.3	32.1	22.2	15.2
trichlorofluoromethane	5*	1.0	U	U	U	U	U	U	U	U
total VOCs	-	--	33.16	39.01	37.97	38.33	40	32.74	23.96	18.04
Field Parameters										
ORP (mV)	--	--	320	205	253	137	346	109	90	164
oxygen (mg/L)	--	--	4.82	5.53	3.68	4.47	7.15	0.62	7.44	3.10
pH (-)	--	--	7.10	7.65	7.27	7.14	7.19	7.90	7.08	8.28

Table 4-2
Building 775 Detected Sampling Results

Sample Location	**NYS Groundwater Standards**	**Reporting Limit**	**775VMW-9**							
Sample ID			**775VM0992AA**	**775VM0992AA**		**775VM0992DA**	**775VM0992GA**			
Date of Collection			**11/17/2006**	**1/12/2009**		**9/22/2009**	**9/27/2010**			
Sample Depth (ft TOIC)			**92**	**92**		**92**	**92**			
Dilution Factor (-)			**1**	**1**		**1**	**1**			
VOCs (µg/L)										
1,1,1-trichloroethane	5*	1.0	U	U	Monitoring well not sampled, annual sampling frequency.	U	U			
1,1-dichloroethane	5*	1.0	U	U		U	U			
1,1-dichloroethene	5*	1.0	U	U		U	U			
1,2,3-trichlorobenzene	5*	1.0	U	U		U	U			
1,2,4-trichlorobenzene	5*	1.0	U	U		U	U			
1,2-dichloroethane	0.6	0.5	U	U		U	U			
acetone	50	10	U	U		1.83 F	U			
chloroform	7	0.3	U	0.320 F		0.110 F	U			
cis-1,2-dichloroethene (DCE)	5*	--	U	U		U	U			
tetrachloroethene (PCE)	5*	1.0	U	U		U	U			
trichloroethene (TCE)	5*	1.0	0.330 F	0.500 F		0.590 F	0.570 F			
trichlorofluoromethane	5*	1.0	U	U		U	U			
total VOCs	-	--	0.33	0.82		2.53	0.57			
Field Parameters										
ORP (mV)	--	--	283	-6		124	162			
oxygen (mg/L)	--	--	1.67	1.89		2.44	1.11			
pH (-)	--	--	7.56	8.81		7.10	8.11			

Table 4-2
Building 775 Detected Sampling Results

Sample Location	NYS Groundwater Standards	Reporting Limit	775VMW-10							
Sample ID			**775VM1095AA**	**775VM1095AA**	**775VM1095BB**	**775VM1095CA**	**775VM1095DA**	**775VM1095FA**	**775VM1095GA**	**775VM1095IA**
Date of Collection			**11/17/2006**	**1/12/2009**	**4/15/2009**	**6/18/2009**	**9/14/2009**	**4/16/2010**	**9/27/2010**	**4/4/2011**
Sample Depth (ft TOIC)			**95**	**95**	**95**	**95**	**95**	**95**	**95**	**95**
Dilution Factor (-)			**5**	**2**	**2**	**2**	**2**	**1**	**1**	**1**
VOCs (µg/L)										
1,1,1-trichloroethane	5*	1.0	0.900 F	0.500 F♦	0.460 F	0.440 F	0.420 F♦	0.420 F♦	0.450 F	0.450 F
1,1-dichloroethane	5*	1.0	U	U	U	U	U	U	U	U
1,1-dichloroethene	5*	1.0	U	U	U	U	U	U	U	U
1,2,3-trichlorobenzene	5*	1.0	U	U	U	U	U	U	U	U
1,2,4-trichlorobenzene	5*	1.0	U	U	U	U	U	U	U	U
1,2-dichloroethane	0.6	0.5	U	U	U	U	U	U	U	U
acetone	50	10	U	U	U	U	U	U	1.14 FB	2.46 FB
chloroform	7	0.3	U	U	U	U	U	U	U	0.200 F
cis-1,2-dichloroethene (DCE)	5*	--	U	U	U	U	U	U	U	U
tetrachloroethene (PCE)	5*	1.0	U	U	U	U	U	U	U	U
trichloroethene (TCE)	5*	1.0	70.8	43.5♦	43.7	44.0 ♦	45.8 ♦	41.6 ♦	40.4	47.7
trichlorofluoromethane	5*	1.0	U	U	U	U	U	U	U	U
total VOCs	-	--	71.7	44	44.16	44.44	46.22	42.02	41.99	50.81
Field Parameters										
ORP (mV)	--	--	353	225	154	179	104	142	173	229
oxygen (mg/L)	--	--	9.40	9.60	9.83	9.42	9.54	8.88	6.06	5.25
pH (-)	--	--	7.81	6.92	7.55	7.01	7.05	7.89	7.92	7.51

Table 4-2
Building 775 Detected Sampling Results

Sample Location	NYS Groundwater Standards	Reporting Limit	775VMW-19R							
Sample ID			**775M19R67AA**	**775M19R67BB**	**775VM19R67BB**	**775VM19R67DA**	**775VM19R67FA**	**775VM19R67GA**	**775VM19R67IA**	
Date of Collection			**1/12/2009**	**4/9/2009**	**6/18/2009**	**9/22/2009**	**4/16/2010**	**9/29/2010**	**4/4/2011**	
Sample Depth (ft TOIC)			**67**	**67**	**67**	**67**	**67**	**67**	**67**	
Dilution Factor (-)			**1**	**1**	**1**	**1**	**1**	**1**	**1**	
VOCs (µg/L)										
1,1,1-trichloroethane	5*	1.0	U	U	U	U	U	U	U	
1,1-dichloroethane	5*	1.0	U	U	U	U	U	U	U	
1,1-dichloroethene	5*	1.0	U	U	U	U	U	U	U	
1,2,3-trichlorobenzene	5*	1.0	U	U	U	U	U	U	U	
1,2,4-trichlorobenzene	5*	1.0	U	U	U	U	U	U	U	
1,2-dichloroethane	0.6	0.5	U	U	U	U	U	U	U	
acetone	50	10	U	U	U	1.18 F	U	1.02 FB	2.41 FB	
chloroform	7	0.3	0.200 F	0.140 F	U	U	U	U	U	
cis-1,2-dichloroethene (DCE)	5*	--	U	U	U	U	U	U	U	
tetrachloroethene (PCE)	5*	1.0	U	U	U	U	U	U	U	
trichloroethene (TCE)	5*	1.0	U	U	U	U	U	U	U	
trichlorofluoromethane	5*	1.0	U	U	U	U	U	U	U	
total VOCs	-	--	0.2	0.14	0	1.18	0	1.02	2.41	
Field Parameters										
ORP (mV)	--	--	185	163	131	128	89	90	149	
oxygen (mg/L)	--	--	8.37	7.68	9.28	9.15	8.17	10.02	6.94	
pH (-)	--	--	7.19	7.27	7.04	7.09	8.42	7.10	8.35	

Table 4-2
Building 775 Detected Sampling Results

Sample Location	NYS Groundwater Standards	Reporting Limit	775MW-20							
Sample ID			**775M20115AA**	**775M20115AA**	**775M20115BB**	**775M20115CA**	**775M20115DA**	**775M20115FA**	**775M20115GA**	**775VMW20115IA**
Date of Collection			**11/17/2006**	**1/12/2009**	**4/9/2009**	**6/18/2009**	**9/22/2009**	**4/16/2010**	**9/27/2010**	**4/4/2011**
Sample Depth (ft TOIC)			**115**	**115**	**115**	**115**	**115**	**115**	**115**	**115**
Dilution Factor (-)			**2.5**	**1**	**1**	**2**	**2**	**1**	**1**	**1**
VOCs (µg/L)										
1,1,1-trichloroethane	5*	1.0	1.90 F	1.06	1.04	1.52	2.30	0.450 F	1.07	0.840 F
1,1-dichloroethane	5*	1.0	1.00 F	0.540 F	0.580 F	1.20	1.70 F	0.510 F	0.800 F	1.02
1,1-dichloroethene	5*	1.0	0.650 F	0.710 F	0.560 F	1.07	1.30 F	0.490 F	0.960 F	0.990 F
1,2,3-trichlorobenzene	5*	1.0	U	U	U	U	U	U	U	U
1,2,4-trichlorobenzene	5*	1.0	U	U	U	U	U	U	U	U
1,2-dichloroethane	0.6	0.5	U	U	U	0.170 F	U	U	U	U
acetone	50	10	U	U	U	U	U	U	1.01 FB	1.78 FB
chloroform	7	0.3	U	U	U	U	0.280 F	U	0.110 F	U
cis-1,2-dichloroethene (DCE)	5*	--	U	0.370 F	0.130 F	0.200 F	0.240 F	U	0.210 F	0.190 F
tetrachloroethene (PCE)	5*	1.0	U	U	U	U	U	U	U	U
trichloroethene (TCE)	5*	1.0	46.4	33.6	34.0	41.9	79.1	15.8	52.4	36.1
trichlorofluoromethane	5*	1.0	U	U	U	U	U	U	U	U
total VOCs	-	--	49.95	36.28	36.31	46.06	84.92	17.25	56.56	40.92
Field Parameters										
ORP (mV)	--	--	284	120	25	-17	109	-29	75	19
oxygen (mg/L)	--	--	1.10	1.97	0.43	0.90	2.50	0.00	0.67	0.00
pH (-)	--	--	7.94	7.62	7.10	7.37	7.24	7.87	7.65	7.71

Table 4-2
Building 775 Detected Sampling Results

Sample Location	**NYS Groundwater Standards**	**Reporting Limit**	**775VMW-20R**							
Sample ID			**775VM20R115AA**	**775VM20R115AA**		**775VMW20R115**	**775VMW20R115**			
Date of Collection			**11/20/2006**	**1/12/2009**		**9/22/2009**	**9/27/2010**			
Sample Depth (ft TOIC)			**115**	**115**		**115**	**115**			
Dilution Factor (-)			**1**	**1**		**1**	**1**			
VOCs (µg/L)										
1,1,1-trichloroethane	5*	1.0	U	U	Monitoring well not sampled, annual sampling frequency.	U	U			
1,1-dichloroethane	5*	1.0	U	U		U	U			
1,1-dichloroethene	5*	1.0	U	U		U	U			
1,2,3-trichlorobenzene	5*	1.0	U	U		U	U			
1,2,4-trichlorobenzene	5*	1.0	U	U		U	U			
1,2-dichloroethane	0.6	0.5	U	U		U	U			
acetone	50	10	U	U		1.38 F	1.19 FB			
chloroform	7	0.3	U	U		U	U			
cis-1,2-dichloroethene (DCE)	5*	--	U	U		U	U			
tetrachloroethene (PCE)	5*	1.0	U	U		U	U			
trichloroethene (TCE)	5*	1.0	U	U		U	U			
trichlorofluoromethane	5*	1.0	U	U		U	U			
total VOCs	-	--	0	0		1.38	1.19			
Field Parameters										
ORP (mV)	--	--	120	-1		-52	55			
oxygen (mg/L)	--	--	1.59	1.81		1.60	0.38			
pH (-)	--	--	7.27	8.70		7.34	7.64			

Table 4-2
Building 775 Detected Sampling Results

Sample Location	NYS Groundwater Standards	Reporting Limit	775MW-27							
Sample ID			**775MW-27**	**775M2771AA**	**775M2771BB**	**775M2771CA**	**775M2771DA**	**775M2771FA**	**775M2771GA**	**775M2771IA**
Date of Collection			**11/2/2006**	**1/13/2009**	**4/9/2009**	**6/18/2009**	**9/22/2009**	**4/16/2010**	**10/1/2010**	**4/5/2011**
Sample Depth (ft TOIC)			**70.6**	**70.6**	**70.6**	**70.6**	**71**	**71**	**71**	**71**
Dilution Factor (-)			**5**	**5**	**2**	**2**	**1**	**1**	**1**	**1**
VOCs (µg/L)										
1,1,1-trichloroethane	5*	1.0	1.2	0.500 F	0.580 F	0.550 F	0.540 F	0.470 F	0.500 F	0.490 F
1,1-dichloroethane	5*	1.0	U	U	U	U	U	U	U	U
1,1-dichloroethene	5*	1.0	U	U	U	U	U	U	U	U
1,2,3-trichlorobenzene	5*	1.0	U	0.110 F	U	U	U	U	U	U
1,2,4-trichlorobenzene	5*	1.0	U	0.110 F	U	U	U	U	U	U
1,2-dichloroethane	0.6	0.5	U	U	U	U	U	U	U	U
acetone	50	10	U	6.33	U	U	1.47 F	U	U	4.30 FB
chloroform	7	0.3	0.43 F	0.700	0.610	0.630	0.510	0.580	0.580	0.830
cis-1,2-dichloroethene (DCE)	5*	--	U	U	U	U	U	U	U	U
tetrachloroethene (PCE)	5*	1.0	U	U	U	U	U	U	U	U
trichloroethene (TCE)	5*	1.0	82	31.3	39.3	36.2	33.4	26	20.8	21.0
trichlorofluoromethane	5*	1.0	U	U	U	U	U	U	U	U
total VOCs	-	--	83.63	39.05	40.49	37.38	34.45	27.05	21.88	26.62
Field Parameters										
ORP (mV)	--	--	243	230	144	308	121	165	135	197
oxygen (mg/L)	--	--	9.00	10.10	9.67	10.22	9.24	7.00	9.85	4.75
pH (-)	--	--	7.48	6.70	6.73	7.41	7.15	7.83	7.00	7.68

Table 4-2
Building 775 Detected Sampling Results

Sample Location	NYS Groundwater Standards	Reporting Limit	775MW-28							
Sample ID			**775MW-28**	**775M2880BB**	**775M2880BB**	**775M2880CA**	**775M2880DA**	**775M2880FA**	**775M2880GA**	**775M2880IA**
Date of Collection			**11/2/2006**	**1/13/2009**	**4/9/2009**	**6/18/2009**	**9/22/2009**	**4/16/2010**	**9/27/2010**	**4/5/2011**
Sample Depth (ft TOIC)			**80**	**80**	**80**	**80**	**80**	**80**	**80**	**80**
Dilution Factor (-)			**1**	**1**	**1**	**1**	**1**	**1**	**1**	**1**
VOCs (µg/L)										
1,1,1-trichloroethane	5*	1.0	0.29 F	U	0.150 F♦	U	U	U	U	0.110 F
1,1-dichloroethane	5*	1.0	U	U	U	U	U	U	U	U
1,1-dichloroethene	5*	1.0	U	U	U	U	U	U	U	U
1,2,3-trichlorobenzene	5*	1.0	U	U	U	U	U	U	0.140 F♦	U
1,2,4-trichlorobenzene	5*	1.0	U	U	U	U	U	U	0.140 F♦	U
1,2-dichloroethane	0.6	0.5	U	U	U	U	U	U	U	U
acetone	50	10	U	U	U	U	1.04 F♦	U	1.62 FB♦	4.56 FB
chloroform	7	0.3	U	U	U	U	U	U	U	U
cis-1,2-dichloroethene (DCE)	5*	--	U	U	U	U	U	U	U	U
tetrachloroethene (PCE)	5*	1.0	U	U	U	U	U	U	U	U
trichloroethene (TCE)	5*	1.0	15	0.200 F	5.61	0.290 F♦	0.230 F♦	1.27♦	0.390 F♦	3.23
trichlorofluoromethane	5*	1.0	U	U	U	U	U	U	U	U
total VOCs	-	--	15.29	0.2	5.75	0.29	1.27	1.27	0.39	7.9
Field Parameters										
ORP (mV)	--	--	222	209	228	115	322	55	84	220
oxygen (mg/L)	--	--	8.50	8.63	7.83	9.11	9.15	8.49	10.30	7.82
pH (-)	--	--	7.89	6.95	8.09	7.24	7.84	8.86	7.16	8.15

Table 4-2
Building 775 Detected Sampling Results

Sample Location	NYS Groundwater Standards	Reporting Limit	775EW-1							
Sample ID			**775E0175BB**	**775E0175CA**	**775E0175DA**	**775E0175FA**	**775E0175GA**	**775E0175IA**		
Date of Collection			**4/15/2009**	**6/18/2009**	**9/22/2009**	**4/16/2010**	**10/1/2010**	**4/5/2011**		
Sample Depth (ft TOIC)			**75**	**75**	**75**	**75**	**75**	**75**		
Dilution Factor (-)			**1**	**1**	**1**	**1**	**1**	**1**		
VOCs (µg/L)										
1,1,1-trichloroethane	5*	1.0	0.420 F	0.430 F	0.410 F	0.430 F	0.510 F	0.570 F		
1,1-dichloroethane	5*	1.0	U	U	U	U	U	U		
1,1-dichloroethene	5*	1.0	U	U	U	U	U	U		
1,2,3-trichlorobenzene	5*	1.0	U	U	U	U	U	U		
1,2,4-trichlorobenzene	5*	1.0	U	U	U	U	U	U		
1,2-dichloroethane	0.6	0.5	U	U	U	U	U	U		
acetone	50	10	U	U	1.80 F	U	U	3.03 FB		
chloroform	7	0.3	0.120 F	U	U	0.190 F	0.260 F	0.460 F		
cis-1,2-dichloroethene (DCE)	5*	--	U	U	U	U	U	U		
tetrachloroethene (PCE)	5*	1.0	U	U	U	U	U	U		
trichloroethene (TCE)	5*	1.0	U	U	U	U	U	U		
trichlorofluoromethane	5*	1.0	U	U	U	U	U	U		
total VOCs	-	--	0.54	0.43	2.21	0.62	0.77	4.06		
Field Parameters										
ORP (mV)	--	--	113	207	102	93	56	200		
oxygen (mg/L)	--	--	6.66	8.17	7.74	4.57	8.52	8.01		
pH (-)	--	--	7.88	7.54	7.16	7.86	7.31	7.57		

Table 4-2
Building 775 Detected Sampling Results

Sample Location	NYS Groundwater Standards	Reporting Limit	Effluent							
Sample ID			**Effluent 1**	**Effluent 1**	**Effluent 1**	**775EF0101DA**	**775EF0101EA**	**775EF0101FA**	**775EF0101GA**	**775EF0101GA**
Date of Collection			**1/13/2009**	**4/15/2009**	**6/18/2009**	**9/22/2009**	**12/8/2009**	**4/16/2010**	**6/16/2010**	**10/1/2010**
Sample Depth (ft TOIC)			**0**	**0**	**0**	**0**	**0**	**0**	**0**	**0**
Dilution Factor (-)			**1**	**1**	**1**	**2**	**1**	**1**	**1**	**1**
VOCs (µg/L)										
1,1,1-trichloroethane	5*	1.0	0.820 F	0.580 F	0.460 F	0.640 F	0.420 F	0.630 F	0.650 F	0.670 F
1,1-dichloroethane	5*	1.0	U	U	U	U	U	U	U	U
1,1-dichloroethene	5*	1.0	U	U	U	U	U	U	U	U
1,2,3-trichlorobenzene	5*	1.0	U	U	U	U	U	U	U	U
1,2,4-trichlorobenzene	5*	1.0	U	U	U	U	U	U	U	U
1,2-dichloroethane	0.6	0.5	U	U	U	U	U	U	U	U
acetone	50	10	U	U	U	U	U	U	1.52 F	1.37 FB
chloroform	7	0.3	0.380 F	0.360 F	0.400 F	0.500 F	0.280 F	0.490 F	0.460 F	0.440 F
cis-1,2-dichloroethene (DCE)	5*	--	U	U	U	U	U	U	U	U
tetrachloroethene (PCE)	5*	1.0	U	U	U	U	U	U	U	U
trichloroethene (TCE)	5*	1.0	62.3	52.5	38.9	54.5	40.3	51.9	56.0	50.3
trichlorofluoromethane	5*	1.0	U	U	U	U	U	U	U	U
total VOCs	-	--	63.5	53.44	39.76	55.64	41.0	53.02	58.63	52.78
Field Parameters										
ORP (mV)	--	--	181	132	239	324	354	15	103	112
oxygen (mg/L)	--	--	9.34	11.37	10.38	10.56	11.77	6.75	10.22	10.51
pH (-)	--	--	7.58	7.85	7.79	7.64	6.61	7.92	6.75	6.90

Table 4-2
Building 775 Detected Sampling Results

Sample Location	**NYS Groundwater Standards**	**Reporting Limit**	**Effluent**							
Sample ID			**775EF0101HA**	**775EF0101IA**						
Date of Collection			**12/8/2010**	**3/22/2011**						
Sample Depth (ft TOIC)			**0**	**0**						
Dilution Factor (-)			**1**	**1**						
VOCs (µg/L)										
1,1,1-trichloroethane	5*	1.0	0.480 F	0.600 F						
1,1-dichloroethane	5*	1.0	U	U						
1,1-dichloroethene	5*	1.0	U	U						
1,2,3-trichlorobenzene	5*	1.0	U	U						
1,2,4-trichlorobenzene	5*	1.0	U	U						
1,2-dichloroethane	0.6	0.5	U	U						
acetone	50	10	U	U						
chloroform	7	0.3	0.400 F	0.550						
cis-1,2-dichloroethene (DCE)	5*	--	U	U						
tetrachloroethene (PCE)	5*	1.0	U	U						
trichloroethene (TCE)	5*	1.0	39.3	53.0						
trichlorofluoromethane	5*	1.0	U	U						
total VOCs	-	--	40.18	54.15						
Field Parameters										
ORP (mV)	--	--	90	251						
oxygen (mg/L)	--	--	7.36	8.75						
pH (-)	--	--	7.63	5.48						

Table 4-3
Building 775 Groundwater Extraction and Discharge System Flow Table

Date	Cumulative Volume (gallons)	Average Pump Rate (gpm)
10/1/09	1,395,390	3.4
10/19/09	1,480,018	3.2
11/2/09	1,544,970	3.2
11/18/09	1,618,922	3.2
12/3/09	1,683,202	3.0
12/8/09	1,704,156	2.8
12/22/09	1,766,638	3.1
1/4/10	1,814,833	2.6
1/18/10	1,871,630	2.8
1/21/10	1,883,388	2.8
2/2/10	1,933,075	2.9
2/12/10	1,974,436	2.9
2/26/10	2,031,918	2.8
7/1/10	2,534,520	2.8
8/24/10	2,737,660	2.6
10/1/2010	2,868,734	2.4
10/29/10	2,971,160	2.5
11/19/10	3,044,469	2.4
1/7/11	3,226,266	2.6
2/11/11	3,351,407	2.5
3/2/11	3,420,403	2.5
3/18/11	3,475,808	2.4
3/31/11	3,527,519	2.7
5/23/11	3,766,542	3.1
6/10/11	3,855,391	3.5
7/21/11	4,064,912	3.5
10/3/11	4,454,970	3.7
10/14/11	4,528,862	4.7

Table 5-1
Apron 2 Performance Monitoring Sample Analysis Summary

Sampling Locations	Screen Interval (ft mean sea level [msl])	Sampling Rationale	Target Analytes/ EPA Method Numbers	1st Year (quarterly)	After 1st Year (semi-annual)	# of Samples[1]
AP2MW-3	432.41 - 446.97	Cross-gradient	• VOCs – 8260B • Natural Attenuation Parameters: Nitrate, Chloride, Sulfate - SW9056, DOC - SM5310B, Total Alkalinity - SM2320B. • Field Measurements: ORP, temperature, oxygen, pH, conductivity, turbidity, water levels, ferrous iron.	√ [2]	√ [2]	18
782VMW-76	434.86 - 444.86	Downgradient within plume		√	√	
782VMW-78	436.26 - 446.26	Downgradient within plume		√	√	
782VMW-81	427.71 - 437.71	Downgradient within plume (source)		√	√	
782VMW-84	431.90 - 441.90	Downgradient within plume		√	√	
782VMW-84D	419.57 - 434.57	Potential vertical migration of plume		√	√[2]	
782VMW-93	437.79 - 447.79	Downgradient within plume		√	√	
782VMW-96	434.13 - 444.13	Downgradient within plume		√	-	
782VMW-98	442.06 - 452.06	Upgradient (source area)		√[3]	-	
782VMW-100	432.10- 447.10	Crossgradient		√	√	
782VMW-101	429.11 - 444.11	Downgradient within plume		√	√	
782VMW-105B	435.37 -450.37	Within plume (source area)		√	√	
782MW-10	443.79 -458.79	Downgradient within plume		√	√	
782VMW-121	433.06 - 448.06	Downgradient		√	√	
782VMW-121D	427.81 - 437.81	Potential vertical migration of plume		√	√	
Surface Water						
782SW-115	--	Potential contaminant receptor	• VOCs – SW8260B Water Levels			
782SW-118	--	Potential contaminant receptor				
782SW-119	--	Potential contaminant receptor				

Notes:
1. Please refer to FSP for details concerning the number of QA/QC samples and their locations. At least one MS/MSD and two field duplicates will be collected per SDG; one equipment blank per day and one ambient blank per day; one trip blank per cooler containing VOCs.
2. Annual sampling only.
3. To be sampled during first performance sampling round only.

Table 5-2
Apron 2 Detected Sampling Results

Sample Location	NYS Groundwater Standards	Reporting Limit	782VMW-76							
Sample ID			**782VM7638AA**	**782VM7638AB**	**782VM7638BB**	**782VM7638CA**	**782VM7638DA**	**782VM7638EB**	**782VM7638FB**	**782VM7638GA**
Date of Collection			**11/15/2006**	**9/24/2008**	**12/31/2008**	**4/15/2009**	**6/16/2009**	**9/21/2009**	**4/19/2010**	**9/28/2010**
Sample Depth (ft TOIC)			**38**	**38**	**38**	**38**	**38**	**38**	**38**	**38**
Dilution Factor (-)			**1**	**1**	**1**	**1**	**1**	**1**	**1**	**1**
VOCs (µg/L)										
1,1- dichloroethane	5*	1.0	U	U	U	U	U	U	U	U
1,1-dichloroethene	5*	1.0	U	U	U	U	U	U	U	U
1,2,4-trimethylbenzene	5*	1.0	U	U	U	U	U	U	U	U
1,2-dichlorobenzene	3	1.0	U	U	U	U	U	U	U	U
1,3,5-trimethylbenzene	5*	1.0	U	U	U	U	U	U	U	U
4-Chlorotoluene	5*	1.0	U	U	U	U	U	U	U	U
acetone	50	10	U	U	1.74 F	2.07 F	U	1.91 F	U	1.58 F
benzene	1	0.4	0.110 F	U	U	U	0.160 F	0.160 F	0.160 F	0.150 F
2-butanone	50	10	U	U	U	U	U	U	U	U
chlorobenzene	5*	0.5	U	U	U	U	U	U	U	U
Chloroform	7	0.3	U	U	U	U	U	U	U	U
Chloromethane	--	1.0	U	U	U	U	U	U	U	U
cis-1,2-dichloroethene	5*	1.0	0.990 F	0.630 F	U	0.670 F	1.02	0.910 F	0.990 F	0.960 F
ethylbenzene	5*	1.0	U	U	U	U	U	U	U	U
isopropylbenzene	5*	1.0	U	U	U	U	U	U	U	U
methyl tert-butyl ether	10	5.0	4.56 F	3.42 F	U	4.75 F	5.14	5.67	4.66 F	3.88 F
methylene chloride	5*	1.0	U	U	U	U	U	U	U	U
n-butylbenzene	5*	1.0	U	U	U	U	U	U	U	U
n-propylbenzene	5*	1.0	U	U	U	U	U	U	U	U
m,p,-xylene (sum of isomers)	5*	2.0	U	U	U	U	U	U	U	U
naphthalene	10	1.0	U	U	U	U	U	U	U	U
o-xylene	5*	1.0	U	U	U	U	U	U	U	U
p-isopropyltoluene	5*	1.0	U	U	U	U	U	U	U	U
sec-butylbenzene	5*	1.0	U	U	U	U	U	U	U	U
t-butylbenzene	5*	1.0	U	U	U	U	U	U	U	U
tetrachloroethene (PCE)	5*	1.0	U	U	U	U	U	U	U	U
toluene	5*	1.0	U	U	U	U	U	U	U	U
trans-1,2-Dichloroethene	5*	1.0	0.420 F	0.340 F	U	0.250 F	0.630 F	0.550 F	0.500 F	0.540 F
trichloroethene (TCE)	5*	1.0	U	U	U	U	U	U	U	U
vinyl chloride	2	1.0	10.3	7.54	U	7.73	15.1	13.0	10.0	10.6
xylenes, total	5*	-	U	U	U	U	U	U	U	U
total VOCs	-	-	11.71	11.89	U	15.47	22.05	22.2	16.31	17.71
Wet Chemistry										
DOC (mg/L)	-	-	1.6	4.6	7.4	5.5	2.3	2.7	3.0	2.2
alkalinity (mg/L)	-	10	290	250	130	340	330	330	310	300
chloride (mg/L)	250	1	44	43	5.7	53	47	47	37	35
nitrate (mg/L)	10	1	0.044 F	U	4	U	U	0.037 F	0.044 F	U
sulfate (mg/L)	250	1	1.1	7.0	63.0	2.0	U	U	U	U
Field Parameters										
ORP (mV)	-	-	-76	-118	256	-110	-100	-72	-101	-58
oxygen (mg/L)	-	-	8.04	1.54	3.96	2.80	7.17	7.24	6.75	0.00
pH (-)	-	-	6.52	7.00	6.95	6.61	7.06	6.69	7.18	6.00
ferrous iron (mg/L)	-	-	0.0	2.0	NS	2.2	4.0	2.0	1.6	4.0

Table 5-2
Apron 2 Detected Sampling Results

Sample Location	**NYS Groundwater Standards**	**Reporting Limit**	**782VMW-76**							
Sample ID			**782VM7638HA**							
Date of Collection			**4/5/2011**							
Sample Depth (ft TOIC)			**38**							
Dilution Factor (-)										
VOCs (µg/L)										
1,1- dichloroethane	5*	1.0	U							
1,1-dichloroethene	5*	1.0	U							
1,2,4-trimethylbenzene	5*	1.0	U							
1,2-dichlorobenzene	3	1.0	U							
1,3,5-trimethylbenzene	5*	1.0	U							
4-Chlorotoluene	5*	1.0	U							
acetone	50	10	1.93 FB							
benzene	1	0.4	0.130 F							
2-butanone	50	10	U							
chlorobenzene	5*	0.5	U							
Chloroform	7	0.3	U							
Chloromethane	--	1.0	U							
cis-1,2-dichloroethene	5*	1.0	0.970 F							
ethylbenzene	5*	1.0	U							
isopropylbenzene	5*	1.0	U							
methyl tert-butyl ether	10	5.0	4.12 F							
methylene chloride	5*	1.0	U							
n-butylbenzene	5*	1.0	U							
n-propylbenzene	5*	1.0	U							
m,p,-xylene (sum of isomers)	5*	2.0	U							
naphthalene	10	1.0	U							
o-xylene	5*	1.0	U							
p-isopropyltoluene	5*	1.0	U							
sec-butylbenzene	5*	1.0	U							
t-butylbenzene	5*	1.0	U							
tetrachloroethene (PCE)	5*	1.0	U							
toluene	5*	1.0	U							
trans-1,2-Dichloroethene	5*	1.0	0.440 F							
trichloroethene (TCE)	5*	1.0	U							
vinyl chloride	2	1.0	8.05							
xylenes, total	5*	-	U							
total VOCs	-	-	15.64							
Wet Chemistry										
DOC (mg/L)	-	-	4.2							
alkalinity (mg/L)	-	10	270							
chloride (mg/L)	250	1	31							
nitrate (mg/L)	10	1	U							
sulfate (mg/L)	250	1	U							
Field Parameters										
ORP (mV)	-	-	-56							
oxygen (mg/L)	-	-	0.00							
pH (-)	-	-	7.42							
ferrous iron (mg/L)	-	-	1.6							

Table 5-2
Apron 2 Detected Sampling Results

Sample Location	NYS Groundwater Standards	Reporting Limit	782VMW-78							
Sample ID			**782VM7840AA**	**782VM7840AB**	**782VM7840BB**	**782VM7840CA**	**782VM7840DA**	**782VM7840EB**	**782VM7840FB**	**782VM7840GA**
Date of Collection			**11/14/2006**	**9/25/2008**	**12/31/2008**	**3/26/2009**	**6/16/2009**	**9/21/2009**	**4/19/2010**	**9/28/2010**
Sample Depth (ft TOIC)			**40**	**40**	**40**	**40**	**40**	**40**	**40**	**40**
Dilution Factor (-)			**1**	**2**	**2**	**2**	**2**	**2**	**1**	**1**
VOCs (µg/L)										
1,1- dichloroethane	5*	1.0	0.190 F♦	0.200 F	U	U	U	U	0.150 F	0.190 F
1,1-dichloroethene	5*	1.0	U	U	U	U	U	U	U	U
1,2,4-trimethylbenzene	5*	1.0	U	U	U	U	U	U	U	U
1,2-dichlorobenzene	3	1.0	U	U	U	U	U	U	U	U
1,3,5-trimethylbenzene	5*	1.0	U	U	U	U	U	U	U	U
4-Chlorotoluene	5*	1.0	U	U	U	U	U	U	U	U
acetone	50	10	U	U	U	U	U	U	U	1.06 F
benzene	1	0.4	0.230 F	0.260 F	U	U	U	0.240 F	0.270 F	0.290 F
2-butanone	50	10	U	U	U	U	U	U	U	U
chlorobenzene	5*	0.5	U	U	U	U	U	U	U	U
Chloroform	7	0.3	U	U	U	U	U	U	U	U
Chloromethane	--	1.0	U	U	U	U	U	U	U	U
cis-1,2-dichloroethene	5*	1.0	38.1 ♦	42.0	42.8	39.6	45.9	46.3	43.4 J	46.0
ethylbenzene	5*	1.0	U	U	U	U	U	U	U	U
isopropylbenzene	5*	1.0	U	U	U	U	U	U	U	U
methyl tert-butyl ether	10	5.0	U	U	U	U	U	U	U	U
methylene chloride	5*	1.0	U	U	U	U	U	U	U	U
n-butylbenzene	5*	1.0	U	U	U	U	U	U	U	U
n-propylbenzene	5*	1.0	U	U	U	U	U	U	U	U
m,p,-xylene (sum of isomers)	5*	2.0	U	U	U	U	U	U	U	U
naphthalene	10	1.0	U	U	U	U	U	U	U	U
o-xylene	5*	1.0	U	U	U	U	U	U	U	U
p-isopropyltoluene	5*	1.0	U	U	U	U	U	U	U	U
sec-butylbenzene	5*	1.0	U	U	U	U	U	U	U	U
t-butylbenzene	5*	1.0	U	U	U	U	U	U	U	U
tetrachloroethene (PCE)	5*	1.0	U	U	U	U	U	U	U	U
toluene	5*	1.0	U	U	U	U	U	U	U	U
trans-1,2-Dichloroethene	5*	1.0	4.04	4.37	3.66	3.48	3.84	4.04	4.31	4.22
trichloroethene (TCE)	5*	1.0	U	U	U	U	U	U	U	U
vinyl chloride	2	1.0	14.0	16.0	10.6	6.50	6.78	10.5	9.42	7.60
xylenes, total	5*	-	U	U	U	U	U	U	U	U
total VOCs	-	-	56.14	62.83	57.06	49.58	56.52	61.08	57.55	59.36
Wet Chemistry										
DOC (mg/L)	-	-	1.6	1.7	1.9	2.0 B	2.5	1.8	2.2	1.9
alkalinity (mg/L)	-	10	270	260	250	250	240	240	230	230
chloride (mg/L)	250	1	170	24	28	27	25	19	22	20
nitrate (mg/L)	10	1	0.027 F ♦	U	U	0.024 F	U	0.015 F	U	U
sulfate (mg/L)	250	1	12	8.2	7.9	7.7	7.4	6.5	7	6.7
Field Parameters										
ORP (mV)	-	-	-125	-144	-56	-47	-80	-77	-104	-138
oxygen (mg/L)	-	-	0.00	1.63	1.39	0.00	2.05	6.35	7.49	5.00
pH (-)	-	-	6.93	7.02	5.91	6.40	7.45	6.86	7.52	7.75
ferrous iron (mg/L)	-	-	2.4	1.8	NS	1.0	1.2	1.8	1.2	1.0

Table 5-2
Apron 2 Detected Sampling Results

Sample Location	**NYS Groundwater Standards**	**Reporting Limit**	**782VMW-78**							
Sample ID			**782VM7840HA**							
Date of Collection			**4/6/2011**							
Sample Depth (ft TOIC)			**40**							
Dilution Factor (-)			**1**							
VOCs (µg/L)										
1,1- dichloroethane	5*	1.0	0.220 F							
1,1-dichloroethene	5*	1.0	U							
1,2,4-trimethylbenzene	5*	1.0	U							
1,2-dichlorobenzene	3	1.0	U							
1,3,5-trimethylbenzene	5*	1.0	U							
4-Chlorotoluene	5*	1.0	U							
acetone	50	10	1.69 FB							
benzene	1	0.4	0.340 F							
2-butanone	50	10	U							
chlorobenzene	5*	0.5	U							
Chloroform	7	0.3	U							
Chloromethane	--	1.0	U							
cis-1,2-dichloroethene	5*	1.0	56.9							
ethylbenzene	5*	1.0	U							
isopropylbenzene	5*	1.0	U							
methyl tert-butyl ether	10	5.0	0.210 F							
methylene chloride	5*	1.0	U							
n-butylbenzene	5*	1.0	U							
n-propylbenzene	5*	1.0	U							
m,p,-xylene (sum of isomers)	5*	2.0	U							
naphthalene	10	1.0	U							
o-xylene	5*	1.0	U							
p-isopropyltoluene	5*	1.0	U							
sec-butylbenzene	5*	1.0	U							
t-butylbenzene	5*	1.0	U							
tetrachloroethene (PCE)	5*	1.0	U							
toluene	5*	1.0	U							
trans-1,2-Dichloroethene	5*	1.0	5.25							
trichloroethene (TCE)	5*	1.0	U							
vinyl chloride	2	1.0	8.8							
xylenes, total	5*	-	U							
total VOCs	-	-	73.39							
Wet Chemistry										
DOC (mg/L)	-	-	2.5							
alkalinity (mg/L)	-	10	220							
chloride (mg/L)	250	1	17							
nitrate (mg/L)	10	1	U							
sulfate (mg/L)	250	1	6.5							
Field Parameters										
ORP (mV)	-	-	-102							
oxygen (mg/L)	-	-	7.43							
pH (-)	-	-	7.8							
ferrous iron (mg/L)	-	-	1.8							

Table 5-2
Apron 2 Detected Sampling Results

Sample Location	NYS Groundwater Standards	Reporting Limit	782VMW-81							
Sample ID			**782VM8146AA**	**782VM8146AB**	**782VM8146BB**	**782VM8146CA**	**782VM8146DA**	**782VM8146EB**	**782VM8146FB**	**782VM8146GA**
Date of Collection			**11/14/2006**	**9/24/2008**	**12/30/2008**	**4/15/2009**	**6/16/2009**	**9/21/2009**	**4/15/2010**	**9/28/2010**
Sample Depth (ft TOIC)			**46**	**46**	**46**	**46**	**46**	**46**	**46**	**46**
Dilution Factor (-)			**1**	**1**	**1**	**1**	**1**	**1**	**1**	**1**
VOCs (µg/L)										
1,1- dichloroethane	5*	1.0	U	U	U	U	0.110 F	U	U	U
1,1-dichloroethene	5*	1.0	U	U	U	U	0.190 F	U	U	U
1,2,4-trimethylbenzene	5*	1.0	U	U	U	U	U	U	U	U
1,2-dichlorobenzene	3	1.0	U	U	U	U	U	U	U	U
1,3,5-trimethylbenzene	5*	1.0	U	U	U	U	U	U	U	U
4-Chlorotoluene	5*	1.0	U	U	U	U	U	U	U	U
acetone	50	10	U	U	U	U	U	U	U	2.30 F
benzene	1	0.4	U	U	U	U	U	U	U	U
2-butanone	50	10	U	U	U	U	U	U	U	U
chlorobenzene	5*	0.5	U	U	U	U	U	U	U	U
Chloroform	7	0.3	U	U	U	U	U	U	U	U
Chloromethane	--	1.0	U	U	U	U	U	U	U	U
cis-1,2-dichloroethene	5*	1.0	11.5	14.0	18.4	18.0	21.2	23.4	28.7	23.9
ethylbenzene	5*	1.0	U	U	U	U	U	U	U	U
isopropylbenzene	5*	1.0	U	U	U	U	U	U	U	U
methyl tert-butyl ether	10	5.0	U	U	U	U	U	U	U	U
methylene chloride	5*	1.0	U	U	U	U	U	U	U	U
n-butylbenzene	5*	1.0	U	U	U	U	U	U	U	U
n-propylbenzene	5*	1.0	U	U	U	U	U	U	U	U
m,p,-xylene (sum of isomers)	5*	2.0	U	U	U	U	U	U	U	U
naphthalene	10	1.0	U	U	U	U	U	U	U	U
o-xylene	5*	1.0	U	U	U	U	U	U	U	U
p-isopropyltoluene	5*	1.0	U	U	U	U	U	U	U	U
sec-butylbenzene	5*	1.0	U	U	U	U	U	U	U	U
t-butylbenzene	5*	1.0	U	U	U	U	U	U	U	U
tetrachloroethene (PCE)	5*	1.0	U	U	U	U	U	U	U	U
toluene	5*	1.0	U	U	U	U	U	U	U	U
trans-1,2-Dichloroethene	5*	1.0	1.09	0.940 F	1.01	1.02	1.13	0.970 F	1.35	1.00
trichloroethene (TCE)	5*	1.0	2.7	3.49	4.81	4.89	6.72	4.82	4.42	3.85
vinyl chloride	2	1.0	8.86	5.68	6.67	3.73	4.45	4.55	4.68	4.14
xylenes, total	5*	-	U	U	U	U	U	U	U	U
total VOCs	-	-	24.15	24.11	30.89	27.64	33.8	33.74	39.15	35.19
Wet Chemistry										
DOC (mg/L)	-	-	0.58 F	1.7	0.84	0.88 F	0.65 F	1.7	1.4	1.3
alkalinity (mg/L)	-	10	220	220	230	200	210	210	210	220
chloride (mg/L)	250	1	48	29	26	24	21	18	20	17
nitrate (mg/L)	10	1	U	U	U	0.036 F	0.022 F	0.024 F	0.035 F	U
sulfate (mg/L)	250	1	4.7	5.0	6.3	6.7	7.2	7.3	8.5	8.5
Field Parameters										
ORP (mV)	-	-	144	-182	-101	-50	-50	-61	-83	-131
oxygen (mg/L)	-	-	1.40	1.69	0.67	2.71	2.84	6.44	0.00	4.92
pH (-)	-	-	6.94	7.61	7.81	6.38	7.56	7.22	8.00	7.81
ferrous iron (mg/L)	-	-	1.0	1.0	NS	1.0	0.1	0.8	0.4	0.8

Table 5-2
Apron 2 Detected Sampling Results

Sample Location	**NYS Groundwater Standards**	**Reporting Limit**	**782VMW-81**							
Sample ID			**782VM8146HA**							
Date of Collection			**4/6/2011**							
Sample Depth (ft TOIC)			**46**							
Dilution Factor (-)			**1**							
VOCs (µg/L)										
1,1- dichloroethane	5*	1.0	0.130 F							
1,1-dichloroethene	5*	1.0	0.190 F							
1,2,4-trimethylbenzene	5*	1.0	U							
1,2-dichlorobenzene	3	1.0	U							
1,3,5-trimethylbenzene	5*	1.0	U							
4-Chlorotoluene	5*	1.0	U							
acetone	50	10	1.63 FB							
benzene	1	0.4	U							
2-butanone	50	10	U							
chlorobenzene	5*	0.5	U							
Chloroform	7	0.3	U							
Chloromethane	--	1.0	U							
cis-1,2-dichloroethene	5*	1.0	32.4							
ethylbenzene	5*	1.0	U							
isopropylbenzene	5*	1.0	U							
methyl tert-butyl ether	10	5.0	U							
methylene chloride	5*	1.0	U							
n-butylbenzene	5*	1.0	U							
n-propylbenzene	5*	1.0	U							
m,p,-xylene (sum of isomers)	5*	2.0	U							
naphthalene	10	1.0	U							
o-xylene	5*	1.0	U							
p-isopropyltoluene	5*	1.0	U							
sec-butylbenzene	5*	1.0	U							
t-butylbenzene	5*	1.0	U							
tetrachloroethene (PCE)	5*	1.0	U							
toluene	5*	1.0	U							
trans-1,2-Dichloroethene	5*	1.0	1.29							
trichloroethene (TCE)	5*	1.0	5.67							
vinyl chloride	2	1.0	5.35							
xylenes, total	5*	-	U							
total VOCs	-	-	46.66							
Wet Chemistry										
DOC (mg/L)	-	-	1.4							
alkalinity (mg/L)	-	10	220							
chloride (mg/L)	250	1	16							
nitrate (mg/L)	10	1	U							
sulfate (mg/L)	250	1	7.7							
Field Parameters										
ORP (mV)	-	-	-95							
oxygen (mg/L)	-	-	8.32							
pH (-)	-	-	7.8							
ferrous iron (mg/L)	-	-	0.8							

Table 5-2
Apron 2 Detected Sampling Results

Sample Location	NYS Groundwater Standards	Reporting Limit	782VMW-84							
Sample ID			**782VM8440AA**	**782VM8440AB**	**782VM8440BB**	**782VM8440CA**	**782VM8440DA**	**782VM8440EB**	**782VM8440FB**	**782VM8440GA**
Date of Collection			**11/15/2006**	**9/26/2008**	**12/31/2008**	**3/26/2009**	**6/17/2009**	**9/23/2009**	**4/19/2010**	**9/29/2010**
Sample Depth (ft TOIC)			**40**	**40**	**40**	**40**	**40**	**40**	**40**	**40**
Dilution Factor (-)			**2**	**2**	**1**	**1**	**1**	**1**	**1**	**1**
VOCs (µg/L)										
1,1- dichloroethane	5*	1.0	U	U	U	U	0.130 F	U	U	U
1,1-dichloroethene	5*	1.0	U	U	U	U	U	U	U	U
1,2,4-trimethylbenzene	5*	1.0	U	U	U	U	U	U	U	U
1,2-dichlorobenzene	3	1.0	U	U	U	U	U	U	U	U
1,3,5-trimethylbenzene	5*	1.0	U	U	U	U	U	U	U	U
4-Chlorotoluene	5*	1.0	U	U	U	U	U	U	U	U
acetone	50	10	U	U	U	U	U	U	U	U
benzene	1	0.4	U	U	U	0.130 F	0.140 F	U	0.130 F	0.120 F
2-butanone	50	10	U	U	U	U	U	U	U	U
chlorobenzene	5*	0.5	U	U	U	U	U	U	U	U
Chloroform	7	0.3	U	U	U	U	U	U	U	U
Chloromethane	--	1.0	U	U	U	U	U	U	U	U
cis-1,2-dichloroethene	5*	1.0	0.460 F	0.420 F	U	0.460 F	0.560 F	0.500 F	0.560 F	0.410 F
ethylbenzene	5*	1.0	U	U	U	U	U	U	U	U
isopropylbenzene	5*	1.0	U	U	U	U	U	U	U	U
methyl tert-butyl ether	10	5.0	3.00 F	3.20 F	U	3.06 F	3.24 F	2.54 F	2.70 F	1.30 F
methylene chloride	5*	1.0	U	U	U	U	U	U	U	U
n-butylbenzene	5*	1.0	U	U	U	U	U	U	U	U
n-propylbenzene	5*	1.0	U	U	U	U	U	U	U	U
m,p,-xylene (sum of isomers)	5*	2.0	U	U	U	U	U	U	U	U
naphthalene	10	1.0	U	U	U	U	U	U	U	U
o-xylene	5*	1.0	U	U	U	U	U	U	U	U
p-isopropyltoluene	5*	1.0	U	U	U	U	U	U	U	U
sec-butylbenzene	5*	1.0	U	U	U	U	U	U	U	U
t-butylbenzene	5*	1.0	U	U	U	U	U	U	U	U
tetrachloroethene (PCE)	5*	1.0	U	U	U	U	U	U	U	U
toluene	5*	1.0	U	U	U	U	U	U	U	U
trans-1,2-Dichloroethene	5*	1.0	U	U	U	0.180 F	0.210 F	U	0.170 F	0.160 F
trichloroethene (TCE)	5*	1.0	U	U	U	U	U	U	U	U
vinyl chloride	2	1.0	31.7	32.3	U	39.8	42.2	39.4	39.5	37.3
xylenes, total	5*	-	U	U	U	U	U	U	U	U
total VOCs	-	-	31.7	35.92	0	43.63	46.48	42.44	43.06	39.29
Wet Chemistry										
DOC (mg/L)	-	-	5.0	5.8	0.64 F	5.6	5.3	4.9	5.2	4.4
alkalinity (mg/L)	-	10	340	340	20	330	330	320	310	290
chloride (mg/L)	250	1	48	68	0.48 F	45	39	38	35	27
nitrate (mg/L)	10	1	0.046 F	U	0.19	U	0.014 F	0.020 F	0.039 F	U
sulfate (mg/L)	250	1	2.7	45	0.76 F	3.2	4.1	2.9	1.6	U
Field Parameters										
ORP (mV)	-	-	-99	-113	136	-97	-126	-103	-114	-71
oxygen (mg/L)	-	-	1.12	0.62	9.84	0.00	0.00	4.11	0.00	0.00
pH (-)	-	-	6.87	6.34	6.36	6.00	6.49	6.51	6.91	6.21
ferrous iron (mg/L)	-	-	3.0	3.4	NS	2.0	4.8	5.5	4.2	4.6

Table 5-2
Apron 2 Detected Sampling Results

Sample Location	**NYS Groundwater Standards**	**Reporting Limit**	**782VMW-84**							
Sample ID			**782VM8440HA**							
Date of Collection			**4/5/2011**							
Sample Depth (ft TOIC)			**40**							
Dilution Factor (-)			**1**							
VOCs (µg/L)										
1,1- dichloroethane	5*	1.0	0.130 F							
1,1-dichloroethene	5*	1.0	U							
1,2,4-trimethylbenzene	5*	1.0	U							
1,2-dichlorobenzene	3	1.0	U							
1,3,5-trimethylbenzene	5*	1.0	U							
4-Chlorotoluene	5*	1.0	U							
acetone	50	10	2.03 FB							
benzene	1	0.4	0.150 F							
2-butanone	50	10	U							
chlorobenzene	5*	0.5	U							
Chloroform	7	0.3	U							
Chloromethane	--	1.0	U							
cis-1,2-dichloroethene	5*	1.0	0.730 F							
ethylbenzene	5*	1.0	U							
isopropylbenzene	5*	1.0	U							
methyl tert-butyl ether	10	5.0	2.58 F							
methylene chloride	5*	1.0	U							
n-butylbenzene	5*	1.0	U							
n-propylbenzene	5*	1.0	U							
m,p,-xylene (sum of isomers)	5*	2.0	U							
naphthalene	10	1.0	U							
o-xylene	5*	1.0	U							
p-isopropyltoluene	5*	1.0	U							
sec-butylbenzene	5*	1.0	U							
t-butylbenzene	5*	1.0	U							
tetrachloroethene (PCE)	5*	1.0	U							
toluene	5*	1.0	U							
trans-1,2-Dichloroethene	5*	1.0	0.200 F							
trichloroethene (TCE)	5*	1.0	U							
vinyl chloride	2	1.0	44.6							
xylenes, total	5*	-	U							
total VOCs	-	-	50.42							
Wet Chemistry										
DOC (mg/L)	-	-	4.8							
alkalinity (mg/L)	-	10	290							
chloride (mg/L)	250	1	35							
nitrate (mg/L)	10	1	U							
sulfate (mg/L)	250	1	0.73 F							
Field Parameters										
ORP (mV)	-	-	-127							
oxygen (mg/L)	-	-	0.00							
pH (-)	-	-	6.86							
ferrous iron (mg/L)	-	-	4.2							

Table 5-2
Apron 2 Detected Sampling Results

Sample Location	NYS Groundwater Standards	Reporting Limit	782VMW-84D							
Sample ID			**782VM84D50AB**	**782VM8440BB**	**782VM84D50CA**	**782VM84D50DA**	**782VM84D50EB**	**782VM84D50FB**	**782VM84D50GA**	
Date of Collection			**9/26/2008**	**12/31/2008**	**3/25/2009**	**6/17/2009**	**9/23/2009**	**4/19/2010**	**9/28/2010**	
Sample Depth (ft TOIC)			**50**	**40**	**50**	**50**	**50**	**50**	**50**	
Dilution Factor (-)			**1**	**1**	**1**	**1**	**1**	**1**	**1**	
VOCs (µg/L)										
1,1- dichloroethane	5*	1.0	U	U	U	U	U	U	U	
1,1-dichloroethene	5*	1.0	U	U	U	U	U	U	U	
1,2,4-trimethylbenzene	5*	1.0	U	U	U	U	U	U	U	
1,2-dichlorobenzene	3	1.0	U	U	U	U	U	U	U	
1,3,5-trimethylbenzene	5*	1.0	U	U	U	U	U	U	U	
4-Chlorotoluene	5*	1.0	U	U	U	U	U	U	U	
acetone	50	10	U	2.34 F	2.74 F	1.25 F	2.85 F	2.41 F	1.33 F	
benzene	1	0.4	U	U	U	U	U	U	0.180 F	
2-butanone	50	10	U	U	U	U	U	U	U	
chlorobenzene	5*	0.5	U	U	U	U	U	U	U	
Chloroform	7	0.3	U	U	U	U	U	U	U	
Chloromethane	--	1.0	U	U	U	U	U	U	U	
cis-1,2-dichloroethene	5*	1.0	0.340 F	U	U	U	0.110 F	0.140 F	0.350 F	
ethylbenzene	5*	1.0	U	U	U	U	U	U	U	
isopropylbenzene	5*	1.0	U	U	U	U	U	U	U	
methyl tert-butyl ether	10	5.0	4.36 F	U	1.94 F	U	1.43 F	1.51 F	2.60 F	
methylene chloride	5*	1.0	U	U	U	U	U	U	U	
n-butylbenzene	5*	1.0	U	U	U	U	U	U	U	
n-propylbenzene	5*	1.0	U	U	U	U	U	U	U	
m,p,-xylene (sum of isomers)	5*	2.0	U	U	U	U	U	U	U	
naphthalene	10	1.0	U	U	U	U	U	U	U	
o-xylene	5*	1.0	U	U	U	U	U	U	U	
p-isopropyltoluene	5*	1.0	U	U	U	U	U	U	U	
sec-butylbenzene	5*	1.0	U	U	U	U	U	U	U	
t-butylbenzene	5*	1.0	U	U	U	U	U	U	U	
tetrachloroethene (PCE)	5*	1.0	U	U	U	U	U	U	U	
toluene	5*	1.0	U	U	U	U	U	U	U	
trans-1,2-Dichloroethene	5*	1.0	0.180 F	U	U	U	U	U	0.210 F	
trichloroethene (TCE)	5*	1.0	U	U	U	U	U	U	U	
vinyl chloride	2	1.0	29.7	U	8.83	1.18	12.8	10.9	28.7	
xylenes, total	5*	-	U	U	U	U	U	U	U	
total VOCs	-	-	34.58	2.34	13.51	2.43	17.19	14.96	33.37	
Wet Chemistry										
DOC (mg/L)	-	-	6.0	1.4	4.4	2.8	4.2	3.9	4.8	
alkalinity (mg/L)	-	10	350	260	72	48	170	180	310	
chloride (mg/L)	250	1	50	1.5	20	1.4	18	19	96	
nitrate (mg/L)	10	1	U	0.14	0.14	0.016 F	0.063 F	0.18	U	
sulfate (mg/L)	250	1	7.4	5.4	6.5	14	7.8	4.2	2.0	
Field Parameters										
ORP (mV)	-	-	-114	-33	40	-3	-61	-74	-48	
oxygen (mg/L)	-	-	0.51	8.22	0.20	0.66	5.43	0.84	0.00	
pH (-)	-	-	6.50	9.30	10.79	11.14	7.21	7.26	6.77	
ferrous iron (mg/L)	-	-	3.6	NS	0.0	0.0	1.2	0.0	3.6	

Table 5-2
Apron 2 Detected Sampling Results

Sample Location	NYS Groundwater Standards	Reporting Limit	782VMW-93							
Sample ID			**782VM9335AA**	**782VM9335AB**		**782VM9335CA**	**782VM9335DA**	**782VM9335EB**	**782VM9335FB**	**782VM9335GA**
Date of Collection			**11/15/2006**	**9/26/2008**		**4/15/2009**	**6/16/2009**	**9/23/2009**	**4/19/2010**	**9/28/2010**
Sample Depth (ft TOIC)			**35**	**35**		**35**	**35**	**35**	**35**	**35**
Dilution Factor (-)			**2**	**50**		**50**	**50**	**50**	**1**	**1**
VOCs (µg/L)										
1,1- dichloroethane	5*	1.0	U	U	This monitoring well could not be sampled due to the large amount of run-off from the landfarm containing petroleum contaminated soils on Apron 2. This is contaminating the well with silt and petroleum constituents.	U	U	U	U	U
1,1-dichloroethene	5*	1.0	U	U		U	U	U	U	U
1,2,4-trimethylbenzene	5*	1.0	U	U		U	U	U	U	U
1,2-dichlorobenzene	3	1.0	U	U		U	U	U	U	U
1,3,5-trimethylbenzene	5*	1.0	U	U		U	U	U	U	U
4-Chlorotoluene	5*	1.0	U	U		U	U	U	U	U
acetone	50	10	U	176		1.94 F	U	U	U	U
benzene	1	0.4	U	U		U	U	U	U	U
2-butanone	50	10	U	90.0 J		U	U	U	U	U
chlorobenzene	5*	0.5	U	U		U	U	U	U	U
Chloroform	7	0.3	U	U		0.280 F	U	U	U	U
Chloromethane	--	1.0	U	U		U	U	U	U	U
cis-1,2-dichloroethene	5*	1.0	U	U		U	U	U	0.590 F	U
ethylbenzene	5*	1.0	U	4.49		U	U	U	U	U
isopropylbenzene	5*	1.0	U	U		U	U	U	U	U
methyl tert-butyl ether	10	5.0	8.04 F	4.47 F		7.40	10.9	9.40 F	U	7.51
methylene chloride	5*	1.0	U	U		U	U	U	U	U
n-butylbenzene	5*	1.0	U	U		U	U	U	U	U
n-propylbenzene	5*	1.0	U	U		U	U	U	U	U
m,p,-xylene (sum of isomers)	5*	2.0	U	U		U	U	U	U	U
naphthalene	10	1.0	U	U		U	U	U	U	U
o-xylene	5*	1.0	U	U		U	U	U	U	U
p-isopropyltoluene	5*	1.0	U	U		U	U	U	U	U
sec-butylbenzene	5*	1.0	U	U		U	U	U	U	U
t-butylbenzene	5*	1.0	U	U		U	U	U	U	U
tetrachloroethene (PCE)	5*	1.0	U	U		U	U	U	U	U
toluene	5*	1.0	U	1150		1.78	1.70	0.800 F	U	0.390 F
trans-1,2-Dichloroethene	5*	1.0	U	U		U	U	U	U	U
trichloroethene (TCE)	5*	1.0	U	U		U	U	U	U	U
vinyl chloride	2	1.0	54.6	17.2		35.1	62.6	54.6	2.31	48.6
xylenes, total	5*	-	U	U		U	U	U	U	U
total VOCs	-	-	54.6	1442.16		46.5	75.2	64.8	2.9	56.5
Wet Chemistry										
DOC (mg/L)	-	-	2.7	120		11	2.9	3.5	1.7	3.5
alkalinity (mg/L)	-	10	320	520		320	330	360	250	300
chloride (mg/L)	250	1	32	37		49	56	53	140	36
nitrate (mg/L)	10	1	0.089 F	47		0.098 F	0.046 F	0.018 F	U	U
sulfate (mg/L)	250	1	0.36 F	0.99 F		13	0.61 F	U	U	U
Field Parameters										
ORP (mV)	-	-	-20	-208		-76	-101	-104	-130	-57
oxygen (mg/L)	-	-	1.11	1.07		1.54	4.02	1.76	0.00	0.00
pH (-)	-	-	6.83	6.54		6.36	7.08	7.56	7.82	6.93
ferrous iron (mg/L)	-	-	0.2	1.6		1.0	NS	3.2	0.0	ns

Table 5-2
Apron 2 Detected Sampling Results

Sample Location	**NYS Groundwater Standards**	**Reporting Limit**	**782VMW-93**							
Sample ID			**782VM9335HA**							
Date of Collection			**4/5/2011**							
Sample Depth (ft TOIC)			**35**							
Dilution Factor (-)			**1**							
VOCs (µg/L)										
1,1- dichloroethane	5*	1.0	U							
1,1-dichloroethene	5*	1.0	U							
1,2,4-trimethylbenzene	5*	1.0	U							
1,2-dichlorobenzene	3	1.0	U							
1,3,5-trimethylbenzene	5*	1.0	U							
4-Chlorotoluene	5*	1.0	U							
acetone	50	10	2.03 FB							
benzene	1	0.4	U							
2-butanone	50	10	U							
chlorobenzene	5*	0.5	U							
Chloroform	7	0.3	U							
Chloromethane	--	1.0	U							
cis-1,2-dichloroethene	5*	1.0	U							
ethylbenzene	5*	1.0	U							
isopropylbenzene	5*	1.0	U							
methyl tert-butyl ether	10	5.0	7.26							
methylene chloride	5*	1.0	U							
n-butylbenzene	5*	1.0	U							
n-propylbenzene	5*	1.0	U							
m,p,-xylene (sum of isomers)	5*	2.0	U							
naphthalene	10	1.0	U							
o-xylene	5*	1.0	U							
p-isopropyltoluene	5*	1.0	U							
sec-butylbenzene	5*	1.0	U							
t-butylbenzene	5*	1.0	U							
tetrachloroethene (PCE)	5*	1.0	U							
toluene	5*	1.0	0.330 F							
trans-1,2-Dichloroethene	5*	1.0	U							
trichloroethene (TCE)	5*	1.0	U							
vinyl chloride	2	1.0	45.9							
xylenes, total	5*	-	U							
total VOCs	-	-	55.52							
Wet Chemistry										
DOC (mg/L)	-	-	6.0							
alkalinity (mg/L)	-	10	240							
chloride (mg/L)	250	1	22							
nitrate (mg/L)	10	1	0.15 F							
sulfate (mg/L)	250	1	0.80 F							
Field Parameters										
ORP (mV)	-	-	-94							
oxygen (mg/L)	-	-	0.00							
pH (-)	-	-	7.45							
ferrous iron (mg/L)	-	-	3.0							

Table 5-2
Apron 2 Detected Sampling Results

Sample Location	**NYS Groundwater Standards**	**Reporting Limit**	**782VMW-96**							
Sample ID			**782VM9637AA**	**782VM9637AB**	**782VM9637BB**	**782VM9637CA**	**782VM9637DA**			
Date of Collection			**11/14/2006**	**9/25/2008**	**12/31/2008**	**3/26/2009**	**6/17/2009**			
Sample Depth (ft TOIC)			**37**	**37**	**37**	**37**	**37**			
Dilution Factor (-)			**2**	**2**	**2**	**2**	**2**			
VOCs (µg/L)										
1,1- dichloroethane	5*	1.0	U	U	U	U	U			
1,1-dichloroethene	5*	1.0	U	U	U	U	U			
1,2,4-trimethylbenzene	5*	1.0	U	U	U	U	U			
1,2-dichlorobenzene	3	1.0	U	U	U	U	U			
1,3,5-trimethylbenzene	5*	1.0	U	U	U	U	U			
4-Chlorotoluene	5*	1.0	U	U	U	U	U			
acetone	50	10	U	U	U	U	U			
benzene	1	0.4	U	U	U	U	U			
2-butanone	50	10	U	U	U	U	U			
chlorobenzene	5*	0.5	U	U	U	U	U			
Chloroform	7	0.3	U	U	U	U	U			
Chloromethane	--	1.0	U	U	U	U	U			
cis-1,2-dichloroethene	5*	1.0	U	U	U	U	U			
ethylbenzene	5*	1.0	U	U	U	U	U			
isopropylbenzene	5*	1.0	U	U	U	U	U			
methyl tert-butyl ether	10	5.0	7.72 F	12.7	10.5	12.3	7.28 F			
methylene chloride	5*	1.0	U	U	U	U	U			
n-butylbenzene	5*	1.0	U	U	U	U	U			
n-propylbenzene	5*	1.0	U	U	U	U	U			
m,p,-xylene (sum of isomers)	5*	2.0	U	U	U	U	U			
naphthalene	10	1.0	U	U	U	U	U			
o-xylene	5*	1.0	U	U	U	U	U			
p-isopropyltoluene	5*	1.0	U	U	U	U	U			
sec-butylbenzene	5*	1.0	U	U	U	U	U			
t-butylbenzene	5*	1.0	U	U	U	U	U			
tetrachloroethene (PCE)	5*	1.0	U	U	U	U	U			
toluene	5*	1.0	U	U	U	U	U			
trans-1,2-Dichloroethene	5*	1.0	U	U	U	U	U			
trichloroethene (TCE)	5*	1.0	U	U	U	U	U			
vinyl chloride	2	1.0	68.2	49.6	50.9	46.6	28.3			
xylenes, total	5*	-	U	U	U	U	U			
total VOCs	-	-	68.2	62.3	61.4	58.9	35.58			
Wet Chemistry										
DOC (mg/L)	-	-	2.5	2.3	2.6	3.4	2.6			
alkalinity (mg/L)	-	10	320	320	310	330	320			
chloride (mg/L)	250	1	54	42	44	46	44			
nitrate (mg/L)	10	1	0.035 F	0.041 F	0.068	U	0.023 F			
sulfate (mg/L)	250	1	0.17 F	U	0.2	U	0.11 F			
Field Parameters										
ORP (mV)	-	-	124	-129	-69	-68	-127			
oxygen (mg/L)	-	-	3.39	4.23	0.90	0.00	0.00			
pH (-)	-	-	7.28	6.98	6.60	6.12	6.06			
ferrous iron (mg/L)	-	-	1.5	1.8	NS	1.2	3.2			

Table 5-2
Apron 2 Detected Sampling Results

Sample Location	**NYS Groundwater Standards**	**Reporting Limit**	**782VMW-98**							
Sample ID			**782VM9829AA**	**782VM9832AB**						
Date of Collection			**11/14/2006**	**9/24/2008**						
Sample Depth (ft TOIC)			**29**	**32**						
Dilution Factor (-)			**1**	**1**						
VOCs (µg/L)										
1,1- dichloroethane	5*	1.0	U	U	Monitoring well not sampled. This well was designated for one time only sampling in the first round of performance monitoring.					
1,1-dichloroethene	5*	1.0	U	U						
1,2,4-trimethylbenzene	5*	1.0	U	U						
1,2-dichlorobenzene	3	1.0	U	U						
1,3,5-trimethylbenzene	5*	1.0	U	U						
4-Chlorotoluene	5*	1.0	U	U						
acetone	50	10	U	U						
benzene	1	0.4	U	U						
2-butanone	50	10	U	U						
chlorobenzene	5*	0.5	U	U						
Chloroform	7	0.3	U	U						
Chloromethane	--	1.0	U	U						
cis-1,2-dichloroethene	5*	1.0	U	U						
ethylbenzene	5*	1.0	U	U						
isopropylbenzene	5*	1.0	U	U						
methyl tert-butyl ether	10	5.0	U	U						
methylene chloride	5*	1.0	U	U						
n-butylbenzene	5*	1.0	U	U						
n-propylbenzene	5*	1.0	U	U						
m,p,-xylene (sum of isomers)	5*	2.0	U	U						
naphthalene	10	1.0	U	U						
o-xylene	5*	1.0	U	U						
p-isopropyltoluene	5*	1.0	U	U						
sec-butylbenzene	5*	1.0	U	U						
t-butylbenzene	5*	1.0	U	U						
tetrachloroethene (PCE)	5*	1.0	U	U						
toluene	5*	1.0	U	U						
trans-1,2-Dichloroethene	5*	1.0	U	U						
trichloroethene (TCE)	5*	1.0	U	U						
vinyl chloride	2	1.0	U	U						
xylenes, total	5*	-	U	U						
total VOCs	-	-	0	0						
Wet Chemistry										
DOC (mg/L)	-	-	0.26 F	0.56 F						
alkalinity (mg/L)	-	10	200	190						
chloride (mg/L)	250	1	4.0	11						
nitrate (mg/L)	10	1	0.33 F	0.44						
sulfate (mg/L)	250	1	5.1	6.6						
Field Parameters										
ORP (mV)	-	-	161	65						
oxygen (mg/L)	-	-	5.32	5.48						
pH (-)	-	-	6.55	7.21						
ferrous iron (mg/L)	-	-	0.0	0.0						

Table 5-2
Apron 2 Detected Sampling Results

Sample Location	NYS Groundwater Standards	Reporting Limit	782VMW-100							
Sample ID			**782VM10025AB**	**782VM10025BB**	**782VM10025CA**	**782VM10025DA**	**782VM10025EB**	**782VM10025FB**	**782VM10025GA**	**782VM10025HA**
Date of Collection			**9/26/2008**	**12/31/2008**	**3/25/2009**	**6/17/2009**	**9/21/2009**	**4/15/2010**	**9/28/2010**	**4/7/2011**
Sample Depth (ft TOIC)			**25**	**25**	**25**	**25**	**25**	**25**	**25**	**25**
Dilution Factor (-)			**1**	**1**	**1**	**1**	**1**	**1**	**1**	**1**
VOCs (µg/L)										
1,1- dichloroethane	5*	1.0	U	U	U	U	U	U	U	U
1,1-dichloroethene	5*	1.0	U	U	U	U	U	U	U	U
1,2,4-trimethylbenzene	5*	1.0	U	U	U	U	U	U	U	U
1,2-dichlorobenzene	3	1.0	U	U	U	U	U	U	U	U
1,3,5-trimethylbenzene	5*	1.0	U	U	U	U	U	U	U	U
4-Chlorotoluene	5*	1.0	U	U	U	U	U	U	U	U
acetone	50	10	U	U	1.20 F	U	3.68 F	1.19 F	3.36 F	2.95 FB
benzene	1	0.4	U	U	U	U	U	U	U	U
2-butanone	50	10	U	U	U	U	U	U	U	U
chlorobenzene	5*	0.5	U	U	U	U	U	U	U	U
Chloroform	7	0.3	U	U	U	U	U	U	U	U
Chloromethane	--	1.0	U	U	U	U	U	U	U	U
cis-1,2-dichloroethene	5*	1.0	U	U	U	U	U	U	U	U
ethylbenzene	5*	1.0	U	U	U	U	U	U	U	U
isopropylbenzene	5*	1.0	U	U	U	U	U	U	U	U
methyl tert-butyl ether	10	5.0	U	U	U	U	U	U	U	U
methylene chloride	5*	1.0	U	U	U	U	U	U	U	U
n-butylbenzene	5*	1.0	U	U	U	U	U	U	U	U
n-propylbenzene	5*	1.0	U	U	U	U	U	U	U	U
m,p,-xylene (sum of isomers)	5*	2.0	U	U	U	U	U	U	U	U
naphthalene	10	1.0	U	U	U	U	U	U	U	U
o-xylene	5*	1.0	U	U	U	U	U	U	U	U
p-isopropyltoluene	5*	1.0	U	U	U	U	U	U	U	U
sec-butylbenzene	5*	1.0	U	U	U	U	U	U	U	U
t-butylbenzene	5*	1.0	U	U	U	U	U	U	U	U
tetrachloroethene (PCE)	5*	1.0	U	U	U	U	U	U	U	U
toluene	5*	1.0	U	U	U	U	U	U	U	U
trans-1,2-Dichloroethene	5*	1.0	U	U	U	U	U	U	U	U
trichloroethene (TCE)	5*	1.0	U	U	U	U	U	U	U	U
vinyl chloride	2	1.0	U	U	U	U	U	U	U	U
xylenes, total	5*	-	U	U	U	U	U	U	U	U
total VOCs	-	-	0	0	1.2	0	3.68	1.19	3.36	2.95
Wet Chemistry										
DOC (mg/L)	-	-	4.2	4	2.5 B	3.7	4.6	4.2	3.5	3.0
alkalinity (mg/L)	-	10	280	180	150	230	300	190	300	150
chloride (mg/L)	250	1	5.2	3.4	2.2	1.5	1.8	3.5	3.5	2.3
nitrate (mg/L)	10	1	1.8	U	U	U	0.015 F	U	U	U
sulfate (mg/L)	250	1	11	16	15	6.1	16	7.4	10	21
Field Parameters										
ORP (mV)	-	-	38	-16	0	-51	-102	-78	-57	-32
oxygen (mg/L)	-	-	1.43	2.19	0.00	0.00	1.61	0.00	5.01	0.00
pH (-)	-	-	6.35	8.15	6.92	7.18	7.62	7.52	7.51	7.53
ferrous iron (mg/L)	-	-	0.2	NS	0.6	0.8	1.6	0.8	1.8	0.6

Table 5-2
Apron 2 Detected Sampling Results

Sample Location	NYS Groundwater Standards	Reporting Limit	782VMW-101							
Sample ID			**782VM10118AA**	**782VM10118AB**	**782VM10118BB**	**782VM10118CA**	**782VM10118DA**	**782VM10118EB**	**782VM10118FB**	**782VM10118GA**
Date of Collection			**11/15/2006**	**9/24/2008**	**12/30/2008**	**3/26/2009**	**6/16/2009**	**9/21/2009**	**4/15/2010**	**9/28/2010**
Sample Depth (ft TOIC)			**18**	**18**	**18**	**18**	**18**	**18**	**18**	**18**
Dilution Factor (-)			**1**	**1**	**1**	**1**	**1**	**1**	**1**	**1**
VOCs (µg/L)										
1,1- dichloroethane	5*	1.0	U	U	U	U	U	U	U	U
1,1-dichloroethene	5*	1.0	U	U	U	U	U	U	U	U
1,2,4-trimethylbenzene	5*	1.0	U	U	U	U	U	U	U	U
1,2-dichlorobenzene	3	1.0	U	U	U	U	U	U	U	U
1,3,5-trimethylbenzene	5*	1.0	U	U	U	U	U	U	U	U
4-Chlorotoluene	5*	1.0	U	U	U	U	U	U	U	U
acetone	50	10	U	U	U	U	U	1.96 F	U	U
benzene	1	0.4	U	U	U	U	U	U	U	U
2-butanone	50	10	U	U	U	U	U	U	U	U
chlorobenzene	5*	0.5	U	U	U	U	U	U	U	U
Chloroform	7	0.3	U	U	U	U	U	U	U	U
Chloromethane	--	1.0	U	U	U	U	U	U	U	U
cis-1,2-dichloroethene	5*	1.0	U	U	U	U	0.120 F	U	U	U
ethylbenzene	5*	1.0	U	U	U	U	U	U	U	U
isopropylbenzene	5*	1.0	U	U	U	U	U	U	U	U
methyl tert-butyl ether	10	5.0	1.87 F	7.09	6.78	6.37	5.70	6.64 ♦	9.15 ♦	5.45
methylene chloride	5*	1.0	U	U	U	U	U	U	U	U
n-butylbenzene	5*	1.0	U	U	U	U	U	U	U	U
n-propylbenzene	5*	1.0	U	U	U	U	U	U	U	U
m,p,-xylene (sum of isomers)	5*	2.0	U	U	U	U	U	U	U	U
naphthalene	10	1.0	U	U	U	U	U	U	U	U
o-xylene	5*	1.0	U	U	U	U	U	U	U	U
p-isopropyltoluene	5*	1.0	U	U	U	U	U	U	U	U
sec-butylbenzene	5*	1.0	U	U	U	U	U	U	U	U
t-butylbenzene	5*	1.0	U	U	U	U	U	U	U	U
tetrachloroethene (PCE)	5*	1.0	U	U	U	U	U	U	U	U
toluene	5*	1.0	U	U	U	U	U	U	U	U
trans-1,2-Dichloroethene	5*	1.0	U	U	U	U	U	U	U	U
trichloroethene (TCE)	5*	1.0	U	U	U	U	U	U	U	U
vinyl chloride	2	1.0	1.88	2.02	2.09 ♦	1.85 ♦	2.69	2.38	5.27 ♦	2.93
xylenes, total	5*	-	U	U	U	U	U	U	U	U
total VOCs	-	-	3.75	9.11	8.81	8.22	8.51	10.92	14.42	8.38
Wet Chemistry										
DOC (mg/L)	-	-	2.2	4.1	3.8 ♦	3.9	3.3	3.6 ♦	4.9 ♦	2.9
alkalinity (mg/L)	-	10	260	310	340	320	320	320	320	270
chloride (mg/L)	250	1	4.3	21	31	25 ♦	17 ♦	28	38 ♦	27 ♦
nitrate (mg/L)	10	1	0.021 F	0.037 F	U	0.021 F ♦	U	U	U	U
sulfate (mg/L)	250	1	3.9	150	140	130	140	120	210	170
Field Parameters										
ORP (mV)	-	-	-131	-89	-49	-46	-76	-89	-99	22
oxygen (mg/L)	-	-	5.99	1.36	1.41	0.00	0.48	2.19	0.00	0.00
pH (-)	-	-	6.95	5.76	6.65	5.36	7.09	7.86	6.9	6.52
ferrous iron (mg/L)	-	-	4.2	3.8	NS	1.6	1.8	2.9	4.1	2.6

Table 5-2
Apron 2 Detected Sampling Results

Sample Location	**NYS Groundwater Standards**	**Reporting Limit**	**782VMW-101**							
Sample ID			**782VM10118HB**							
Date of Collection			**4/6/2011**							
Sample Depth (ft TOIC)			**18**							
Dilution Factor (-)			**1**							
VOCs (µg/L)										
1,1- dichloroethane	5*	1.0	U							
1,1-dichloroethene	5*	1.0	U							
1,2,4-trimethylbenzene	5*	1.0	U							
1,2-dichlorobenzene	3	1.0	U							
1,3,5-trimethylbenzene	5*	1.0	U							
4-Chlorotoluene	5*	1.0	U							
acetone	50	10	2.68 FB							
benzene	1	0.4	U							
2-butanone	50	10	U							
chlorobenzene	5*	0.5	U							
Chloroform	7	0.3	U							
Chloromethane	--	1.0	U							
cis-1,2-dichloroethene	5*	1.0	U							
ethylbenzene	5*	1.0	U							
isopropylbenzene	5*	1.0	U							
methyl tert-butyl ether	10	5.0	8.63 ♦							
methylene chloride	5*	1.0	U							
n-butylbenzene	5*	1.0	U							
n-propylbenzene	5*	1.0	U							
m,p,-xylene (sum of isomers)	5*	2.0	U							
naphthalene	10	1.0	U							
o-xylene	5*	1.0	U							
p-isopropyltoluene	5*	1.0	U							
sec-butylbenzene	5*	1.0	U							
t-butylbenzene	5*	1.0	U							
tetrachloroethene (PCE)	5*	1.0	U							
toluene	5*	1.0	U							
trans-1,2-Dichloroethene	5*	1.0	U							
trichloroethene (TCE)	5*	1.0	U							
vinyl chloride	2	1.0	5.77							
xylenes, total	5*	-	U							
total VOCs	-	-	17.08							
Wet Chemistry										
DOC (mg/L)	-	-	4.2 J							
alkalinity (mg/L)	-	10	320 ♦							
chloride (mg/L)	250	1	41 ♦							
nitrate (mg/L)	10	1	U							
sulfate (mg/L)	250	1	230							
Field Parameters										
ORP (mV)	-	-	-59							
oxygen (mg/L)	-	-	0.00							
pH (-)	-	-	7.2							
ferrous iron (mg/L)	-	-	0.4							

Table 5-2
Apron 2 Detected Sampling Results

Sample Location	NYS Groundwater Standards	Reporting Limit	782VMW-105B							
Sample ID			**782VM105B33AA**	**782VM105B33AB**	**782VM105B36BB**	**782VM105B36CA**	**782VM105B36DA**	**782VM105B36EB**	**782VM105B36FB**	**782VM105B36GA**
Date of Collection			**11/14/2006**	**9/24/2008**	**12/30/2008**	**4/15/2009**	**6/17/2009**	**9/21/2009**	**4/15/2010**	**9/29/2010**
Sample Depth (ft TOIC)			**33**	**33**	**36**	**36**	**36**	**36**	**36**	**36**
Dilution Factor (-)			**1**	**2.5**	**2**	**2**	**2**	**2**	**2**	**1**
VOCs (µg/L)										
1,1- dichloroethane	5*	1.0	U	U	U	U	U	U	U	U
1,1-dichloroethene	5*	1.0	U	U	U	U	U	U	U	U
1,2,4-trimethylbenzene	5*	1.0	U	28.7	64.1 M♦	157 J♦	123	35.5 ♦	1.06 F	U
1,2-dichlorobenzene	3	1.0	U	U	U	0.220 F	U	U	U	U
1,3,5-trimethylbenzene	5*	1.0	U	44.4	44.5 M♦	66.5	32.7	17.0 ♦	U	U
4-Chlorotoluene	5*	1.0	U	U	U	U	U	U	U	0.110 F
acetone	50	10	U	U	U	U	U	U	U	7.56 F
benzene	1	0.4	U	0.180 F	U	U	U	U	U	U
2-butanone	50	10	U	U	U	U	U	U	U	U
chlorobenzene	5*	0.5	U	U	U	U	U	U	U	U
Chloroform	7	0.3	U	U	U	U	U	U	U	0.160 F
Chloromethane	--	1.0	U	U	U	U	U	U	U	U
cis-1,2-dichloroethene	5*	1.0	0.510 F	1.36	1.88 F	1.30 F♦	0.720 F ♦	3.00 ♦	4.70 ♦	4.83 ♦
ethylbenzene	5*	1.0	U	31.8	22.6	65.4 M♦	29.1 ♦	21.0 ♦	U	U
isopropylbenzene	5*	1.0	U	37.4	25.5 M♦	30.9 ♦	18.3 ♦	24.4	1.22 F	0.570 F
methyl tert-butyl ether	10	5.0	U	U	U	U	U	U	U	U
methylene chloride	5*	1.0	U	U	0.38 F♦	U	U	U	U	U
n-butylbenzene	5*	1.0	U	1.08	1.12 F	1.80 F♦	1.24 F	1.10 F ♦	U	U
n-propylbenzene	5*	1.0	U	36.4	26.0 M♦	31.1 ♦	18.1 ♦	22.6 ♦	0.640 F	0.110 F
m,p,-xylene (sum of isomers)	5*	2.0	U	21.2	38.6 ♦	148 M♦	99.6 ♦	18.4 ♦	U	U
naphthalene	10	1.0	U	29.3	15.8 ♦	36.7	20.9	17.1♦	0.880 F	U
o-xylene	5*	1.0	U	U	0.560 F♦	1.10 F♦	0.220 F♦	U	U	U
p-isopropyltoluene	5*	1.0	U	0.630 F	2.00 ♦	4.20	2.20	1.46 F ♦	U	U
sec-butylbenzene	5*	1.0	U	6.43	4.74 ♦	5.96	3.10	4.98 ♦	1.10 F	0.770 F
t-butylbenzene	5*	1.0	U	0.790 F	U	U	0.400	0.540 F	U	0.120 F
tetrachloroethene (PCE)	5*	1.0	0.130 F	0.360 F	0.380 F♦	0.680 F	U	0.400 F	0.500 F	0.450 F
toluene	5*	1.0	U	U	U	U	U	U	U	U
trans-1,2-Dichloroethene	5*	1.0	U	U	U	U	U	U	U	U
trichloroethene (TCE)	5*	1.0	7.97	23.9	24.7	17.8	7.20 ♦	39.6 ♦	34.8	29.6
vinyl chloride	2	1.0	U	U	U	U	U	U	U	U
xylenes, total	5*	-	U	21.2	39.2 ♦	150 M♦	U	U	U	U
total VOCs	-	-	8.61	263.93	250.26	718.66	356.78	207.08	44.9	44.28
Wet Chemistry										
DOC (mg/L)	-	-	1.6	2.4	2.6 ♦	2.7 ♦	3.3 ♦	2.2	2.6 J♦	2.0 J
alkalinity (mg/L)	-	10	250	260	240	190	210 ♦	250	190	210
chloride (mg/L)	250	1	12	11	9.3	6.7 ♦	7.5 ♦	7.5	4.9 ♦	7.5
nitrate (mg/L)	10	1	0.32 F	0.68	0.39 ♦	0.17 ♦	0.21 ♦	0.33	0.083 F ♦	U
sulfate (mg/L)	250	1	9.0	7.0	6.8	5.2 ♦	6.4 ♦	9.5	8.6 ♦	8.6 ♦
Field Parameters										
ORP (mV)	-	-	-22	-199	-145	-138	-147	-152	-133	-170
oxygen (mg/L)	-	-	0.00	1.53	0.78	0.34	0.00	5.56	0.93	4.98
pH (-)	-	-	7.01	7.36	7.49	6.50	7.40	7.18	7.68	7.37
ferrous iron (mg/L)	-	-	0.5	2.0	NS	2.0	3.6	2.5	2.0	1.4

Table 5-2
Apron 2 Detected Sampling Results

Sample Location	**NYS Groundwater Standards**	**Reporting Limit**	**782VMW-105B**							
Sample ID			**782VM105B36HB**							
Date of Collection			**4/6/2011**							
Sample Depth (ft TOIC)			**36**							
Dilution Factor (-)			**1**							
VOCs (µg/L)										
1,1- dichloroethane	5*	1.0	U							
1,1-dichloroethene	5*	1.0	U							
1,2,4-trimethylbenzene	5*	1.0	U							
1,2-dichlorobenzene	3	1.0	U							
1,3,5-trimethylbenzene	5*	1.0	U							
4-Chlorotoluene	5*	1.0	U							
acetone	50	10	3.61 FB							
benzene	1	0.4	U							
2-butanone	50	10	U							
chlorobenzene	5*	0.5	U							
Chloroform	7	0.3	0.150 F♦							
Chloromethane	--	1.0	U							
cis-1,2-dichloroethene	5*	1.0	3.26 J♦							
ethylbenzene	5*	1.0	U							
isopropylbenzene	5*	1.0	0.15 F♦							
methyl tert-butyl ether	10	5.0	U							
methylene chloride	5*	1.0	U							
n-butylbenzene	5*	1.0	U							
n-propylbenzene	5*	1.0	U							
m,p,-xylene (sum of isomers)	5*	2.0	U							
naphthalene	10	1.0	U							
o-xylene	5*	1.0	U							
p-isopropyltoluene	5*	1.0	U							
sec-butylbenzene	5*	1.0	0.330 F♦							
t-butylbenzene	5*	1.0	U							
tetrachloroethene (PCE)	5*	1.0	0.600 F♦							
toluene	5*	1.0	U							
trans-1,2-Dichloroethene	5*	1.0	U							
trichloroethene (TCE)	5*	1.0	43.6 M ♦							
vinyl chloride	2	1.0	U							
xylenes, total	5*	-	U							
total VOCs	-	-	51.7							
Wet Chemistry										
DOC (mg/L)	-	-	1.8 ♦							
alkalinity (mg/L)	-	10	230							
chloride (mg/L)	250	1	11							
nitrate (mg/L)	10	1	U							
sulfate (mg/L)	250	1	8.5							
Field Parameters										
ORP (mV)	-	-	-120							
oxygen (mg/L)	-	-	8.11							
pH (-)	-	-	7.43							
ferrous iron (mg/L)	-	-	3.0							

Table 5-2
Apron 2 Detected Sampling Results

Sample Location	NYS Groundwater Standards	Reporting Limit	782MW-10							
Sample ID			**782M1027AA**	**782M1027AB**	**782M1027BB**	**782VM1027CA**	**782M1027DA**	**782M1027EB**	**782M1027FB**	**782M1027GA**
Date of Collection			**11/14/2006**	**9/24/2008**	**12/31/2008**	**3/26/2009**	**6/16/2009**	**9/23/2009**	**4/19/2010**	**9/28/2010**
Sample Depth (ft TOIC)			**27**	**27**	**27**	**27**	**27**	**27**	**27**	**27**
Dilution Factor (-)			**2**	**1**	**1**	**1**	**1**	**1**	**1**	**1**
VOCs (µg/L)										
1,1- dichloroethane	5*	1.0	0.420 F	0.240 F	0.240 F	0.190 F	0.340 F	0.200 F	0.120 F	0.400 F
1,1-dichloroethene	5*	1.0	U	U	U	U	U	U	U	U
1,2,4-trimethylbenzene	5*	1.0	U	U	U	U	U	U	U	U
1,2-dichlorobenzene	3	1.0	U			U	U	U	U	U
1,3,5-trimethylbenzene	5*	1.0	U	U	U	U	U	U	U	U
4-Chlorotoluene	5*	1.0	U	U	U	U	U	U	U	U
acetone	50	10	U	U	1.14 F	U	U	1.47 F	1.19 F	U
benzene	1	0.4	0.420 F	0.250 F	0.250 F	0.200 F	0.310 F	0.190 F	0.170 F	0.510
2-butanone	50	10	U	U	U	U	U	U	U	U
chlorobenzene	5*	0.5	U	U	U	U	U	U	U	U
Chloroform	7	0.3	U	U	U	U	U	U	U	U
Chloromethane	--	1.0	U	U	U	U	U	U	U	U
cis-1,2-dichloroethene	5*	1.0	43.9	23.0	23.9	16.6	32.2	20.1	12.7	40.2
ethylbenzene	5*	1.0	U	U	U	U	U	U	U	U
isopropylbenzene	5*	1.0	U	U	U	U	U	U	U	U
methyl tert-butyl ether	10	5.0	0.220 F	U	0.170 F	U	0.280 F	U	U	0.280 F
methylene chloride	5*	1.0	0.200 F	U	U	U	U	U	U	U
n-butylbenzene	5*	1.0	U	U	U	U	U	U	U	U
n-propylbenzene	5*	1.0	U	U	U	U	U	U	U	U
m,p,-xylene (sum of isomers)	5*	2.0	U	U	U	U	U	U	U	U
naphthalene	10	1.0	U	U	U	U	U	U	U	U
o-xylene	5*	1.0	U	U	U	U	U	U	U	U
p-isopropyltoluene	5*	1.0	U	U	U	U	U	U	U	U
sec-butylbenzene	5*	1.0	U	U	U	U	U	U	U	U
t-butylbenzene	5*	1.0	U	U	U	U	U	U	U	U
tetrachloroethene (PCE)	5*	1.0	U	U	U	U	U	U	U	U
toluene	5*	1.0	U	U	U	U	U	U	U	U
trans-1,2-Dichloroethene	5*	1.0	2.92	1.69	1.71	1.27	2.22	1.41	0.970 F	3.19
trichloroethene (TCE)	5*	1.0	U	U	U	U	U	U	U	U
vinyl chloride	2	1.0	17.4	10.8	13.0	10.2	18.1	12.1	7.22	20.2
xylenes, total	5*	-	U	U	U	U	U	U	U	U
total VOCs	-	-	64.64	35.98	40.41	28.46	53.45	35.47	22.35	64.78
Wet Chemistry										
DOC (mg/L)	-	-	3.1	5.1	5.3	5.5	6.8	5.5	10	4.3
alkalinity (mg/L)	-	10	270	270	260	270	260	280	250	240
chloride (mg/L)	250	1	110	16	13	13	15	9.2	6.9	16
nitrate (mg/L)	10	1	U	0.018 F	0.46	0.41	0.35	0.12 B	U	U
sulfate (mg/L)	250	1	4.9	2.1	1.2	9.7	1.8	1.3	0.67 F	2.1
Field Parameters										
ORP (mV)	-	-	-109	-92	159	-8	17	-18	-105	-97
oxygen (mg/L)	-	-	0.93	1.05	1.99	0.00	3.45	1.48	0.00	0.00
pH (-)	-	-	6.97	6.86	6.25	5.90	7.06	7.26	6.74	7.01
ferrous iron (mg/L)	-	-	5.0	NS	NS	0.0	0.9	0.8	2.4	1.6

Table 5-2
Apron 2 Detected Sampling Results

Sample Location	**NYS Groundwater Standards**	**Reporting Limit**	**782MW-10**							
Sample ID			**782M1027HA**							
Date of Collection			**4/5/2011**							
Sample Depth (ft TOIC)			**27**							
Dilution Factor (-)			**1**							
VOCs (µg/L)										
1,1- dichloroethane	5*	1.0	0.390 F							
1,1-dichloroethene	5*	1.0	U							
1,2,4-trimethylbenzene	5*	1.0	U							
1,2-dichlorobenzene	3	1.0	U							
1,3,5-trimethylbenzene	5*	1.0	U							
4-Chlorotoluene	5*	1.0	U							
acetone	50	10	2.03 FB							
benzene	1	0.4	0.480 F							
2-butanone	50	10	U							
chlorobenzene	5*	0.5	U							
Chloroform	7	0.3	U							
Chloromethane	--	1.0	U							
cis-1,2-dichloroethene	5*	1.0	40.0							
ethylbenzene	5*	1.0	U							
isopropylbenzene	5*	1.0	U							
methyl tert-butyl ether	10	5.0	0.270 F							
methylene chloride	5*	1.0	0.330 F							
n-butylbenzene	5*	1.0	U							
n-propylbenzene	5*	1.0	U							
m,p,-xylene (sum of isomers)	5*	2.0	U							
naphthalene	10	1.0	U							
o-xylene	5*	1.0	U							
p-isopropyltoluene	5*	1.0	U							
sec-butylbenzene	5*	1.0	U							
t-butylbenzene	5*	1.0	U							
tetrachloroethene (PCE)	5*	1.0	U							
toluene	5*	1.0	U							
trans-1,2-Dichloroethene	5*	1.0	3.17							
trichloroethene (TCE)	5*	1.0	U							
vinyl chloride	2	1.0	20.1							
xylenes, total	5*	-	U							
total VOCs	-	-	66.77							
Wet Chemistry										
DOC (mg/L)	-	-	19							
alkalinity (mg/L)	-	10	230							
chloride (mg/L)	250	1	13							
nitrate (mg/L)	10	1	U							
sulfate (mg/L)	250	1	2.3							
Field Parameters										
ORP (mV)	-	-	-114							
oxygen (mg/L)	-	-	0.00							
pH (-)	-	-	7.07							
ferrous iron (mg/L)	-	-	1.4							

Table 5-2
Apron 2 Detected Sampling Results

Sample Location	NYS Groundwater Standards	Reporting Limit	782VMW-121							
Sample ID			**782M12116AB**	**782VM12116BB**	**782MW12116CA**	**782VM12116DA**	**782VM12116EB**	**782VM12116FB**	**782VM12116GA**	**782VM12116HA**
Date of Collection			**9/25/2008**	**12/31/2008**	**3/25/2009**	**6/17/2009**	**9/21/2009**	**4/15/2010**	**9/28/2010**	**4/6/2011**
Sample Depth (ft TOIC)			**16**	**16**	**16**	**16**	**16**	**16**	**16**	**16**
Dilution Factor (-)			**1**	**1**	**1**	**1**	**1**	**1**	**1**	**1**
VOCs (µg/L)										
1,1- dichloroethane	5*	1.0	U	U	U	U	U	U	U	U
1,1-dichloroethene	5*	1.0	U	U	U	U	U	U	U	U
1,2,4-trimethylbenzene	5*	1.0	U	U	U	U	U	U	U	U
1,2-dichlorobenzene	3	1.0	U	U	U	U	U	U	U	U
1,3,5-trimethylbenzene	5*	1.0	U	U	U	U	U	U	U	U
4-Chlorotoluene	5*	1.0	U	U	U	U	U	U	U	U
acetone	50	10	U	U	1.19 F	U	2.57 F	U	U	1.49 FB
benzene	1	0.4	U	U	U	U	U	U	U	U
2-butanone	50	10	U	U	U	U	U	U	U	U
chlorobenzene	5*	0.5	U	U	U	U	U	U	U	U
Chloroform	7	0.3	U	U	U	U	U	U	U	U
Chloromethane	--	1.0	U	U	U	U	U	U	U	U
cis-1,2-dichloroethene	5*	1.0	U	U	U	U	U	U	U	U
ethylbenzene	5*	1.0	U	U	U	U	U	U	U	U
isopropylbenzene	5*	1.0	U	U	U	U	U	U	U	U
methyl tert-butyl ether	10	5.0	3.95 F	3.29 F	2.34 F	2.18 F	4.16 F	2.68 F	2.68 F	2.92 F
methylene chloride	5*	1.0	U	U	0.170 F	U	U	U	U	U
n-butylbenzene	5*	1.0	U	U	U	U	U	U	U	U
n-propylbenzene	5*	1.0	U	U	U	U	U	U	U	U
m,p,-xylene (sum of isomers)	5*	2.0	U	U	U	U	U	U	U	U
naphthalene	10	1.0	U	U	U	U	U	U	U	U
o-xylene	5*	1.0	U	U	U	U	U	U	U	U
p-isopropyltoluene	5*	1.0	U	U	U	U	U	U	U	U
sec-butylbenzene	5*	1.0	U	U	U	U	U	U	U	U
t-butylbenzene	5*	1.0	U	U	U	U	U	U	U	U
tetrachloroethene (PCE)	5*	1.0	U	U	U	U	U	U	U	U
toluene	5*	1.0	U	U	U	U	U	U	U	U
trans-1,2-Dichloroethene	5*	1.0	U	U	U	U	U	U	U	U
trichloroethene (TCE)	5*	1.0	U	U	U	U	U	U	U	U
vinyl chloride	2	1.0	22.5	24.4	12.7	11.8	21.8	17.5	19.2	19.1
xylenes, total	5*	-	U	U	U	U	U	U	U	U
total VOCs	-	-	26.45	27.69	16.4	13.98	28.53	20.18	21.88	23.51
Wet Chemistry										
DOC (mg/L)	-	-	4.5	4.0	3.8	4.2	4.7	4.1	4.1	3.2
alkalinity (mg/L)	-	10	320	320	330	340	320	290	290	270
chloride (mg/L)	250	1	57	57	39	47	51	34	40	35
nitrate (mg/L)	10	1	U	U	0.17 F	U	0.059 F	U	U	U
sulfate (mg/L)	250	1	270	190	110	180	120	260	290	330
Field Parameters										
ORP (mV)	-	-	-105	-59	-33	-54	-88	-81	-100	-13
oxygen (mg/L)	-	-	0.55	0.91	1.59	0.00	1.97	0.00	4.68	0.00
pH (-)	-	-	6.17	8.79	6.89	6.67	7.53	6.98	7.65	7.05
ferrous iron (mg/L)	-	-	3.0	NS	1.8	1.4	3.2	1.8	1.8	2.3

Table 5-2
Apron 2 Detected Sampling Results

Sample Location	NYS Groundwater Standards	Reporting Limit	782VMW-121D							
Sample ID			**782M121D26AB**	**782VM121D26BB**	**782VM121D26CA**	**782VM121D26DA**	**782VM121D26EB**	**782VM121D26FB**	**782VM121D26GA**	**782VM121D26HA**
Date of Collection			**9/25/2008**	**12/31/2008**	**3/25/2009**	**6/16/2009**	**9/21/2009**	**4/15/2010**	**9/28/2010**	**4/6/2011**
Sample Depth (ft TOIC)			**26**	**26**	**26**	**26**	**26**	**26**	**26**	**26**
Dilution Factor (-)			**1**	**1**	**1**	**1**	**1**	**1**	**1**	**1**
VOCs (µg/L)										
1,1- dichloroethane	5*	1.0	U	U	U	U	U	U	U	U
1,1-dichloroethene	5*	1.0	U	U	U	U	U	U	U	U
1,2,4-trimethylbenzene	5*	1.0	U	U	U	U	U	U	U	U
1,2-dichlorobenzene	3	1.0	U	U	U	U	U	U	U	U
1,3,5-trimethylbenzene	5*	1.0	U	U	U	U	U	U	U	U
4-Chlorotoluene	5*	1.0	U	U	U	U	U	U	U	U
acetone	50	10	U	U	1.13 F	U	1.22 F	1.52 F	1.38 F	1.36 FB
benzene	1	0.4	U	U	U	U	U	U	U	U
2-butanone	50	10	U	U	U	U	U	U	U	U
chlorobenzene	5*	0.5	U	U	U	U	U	U	U	U
Chloroform	7	0.3	U	U	U	U	U	U	U	U
Chloromethane	--	1.0	U	U	U	U	U	U	U	U
cis-1,2-dichloroethene	5*	1.0	U	U	U	U	U	U	U	U
ethylbenzene	5*	1.0	U	U	U	U	U	U	U	U
isopropylbenzene	5*	1.0	U	U	U	U	U	U	U	U
methyl tert-butyl ether	10	5.0	5.35	5.71	5.66	6.60	6.76	6.5	5.12	6.48
methylene chloride	5*	1.0	U	U	U	U	U	U	U	U
n-butylbenzene	5*	1.0	U	U	U	U	U	U	U	U
n-propylbenzene	5*	1.0	U	U	U	U	U	U	U	U
m,p,-xylene (sum of isomers)	5*	2.0	U	U	U	U	U	U	U	U
naphthalene	10	1.0	U	U	U	U	U	U	U	U
o-xylene	5*	1.0	U	U	U	U	U	U	U	U
p-isopropyltoluene	5*	1.0	U	U	U	U	U	U	U	U
sec-butylbenzene	5*	1.0	U	U	U	U	U	U	U	U
t-butylbenzene	5*	1.0	U	U	U	U	U	U	U	U
tetrachloroethene (PCE)	5*	1.0	U	U	U	U	U	U	U	U
toluene	5*	1.0	U	U	U	U	U	U	U	U
trans-1,2-Dichloroethene	5*	1.0	U	U	U	U	U	U	U	U
trichloroethene (TCE)	5*	1.0	U	U	U	U	U	U	U	U
vinyl chloride	2	1.0	15.2	18.1	12.9	23.3	18.5	15.5	18.0	22.3
xylenes, total	5*	-	U	U	U	U	U	U	U	U
total VOCs	-	-	20.55	23.81	19.69	29.9	26.48	23.52	24.5	30.14
Wet Chemistry										
DOC (mg/L)	-	-	4.9	5.0	4.6	7.9	5.4	19	4.9	3.9
alkalinity (mg/L)	-	10	360	350	350	360	340	350	340	330
chloride (mg/L)	250	1	61	56	56	53	55	48	48	45
nitrate (mg/L)	10	1	U	U	U	U	0.048 F	U	U	U
sulfate (mg/L)	250	1	32	27	27	25	17	79	59	170
Field Parameters										
ORP (mV)	-	-	-95	-38	-61	-95	-103	-96	-130	-76
oxygen (mg/L)	-	-	0.87	1.25	0.32	0.64	2.17	0.00	4.74	0.00
pH (-)	-	-	6.01	8.6	6.93	7.24	7.73	6.92	7.68	7.13
ferrous iron (mg/L)	-	-	2.8	NS	1.2	2.0	3.0	4.0	2.4	1.2

Table 5-2
Apron 2 Detected Sampling Results

Sample Location	**NYS Groundwater Standards**	**Reporting Limit**	**AP2MW-3**							
Sample ID			**AP2M0327AB**		**AP2M0327EB**	**AP2M0327FB**	**AP2M0327GA**			
Date of Collection			**9/26/2008**		**9/21/2009**	**4/15/2010**	**9/28/2010**			
Sample Depth (ft TOIC)			**27**		**27**	**27**	**27**			
Dilution Factor (-)			**25**		**25**	**25**	**25**			
VOCs (µg/L)										
1,1- dichloroethane	5*	1.0	U		U	U	U			
1,1-dichloroethene	5*	1.0	U		U	U	U			
1,2,4-trimethylbenzene	5*	1.0	32.4		17.0 F	29.2	14.5 F			
1,2-dichlorobenzene	3	1.0	U		U	U	U			
1,3,5-trimethylbenzene	5*	1.0	6.73		4.00 F	7.25 F	3.50 F			
4-Chlorotoluene	5*	1.0	U		U	U	U			
acetone	50	10	U		U	U	253			
benzene	1	0.4	658		668	708	614			
2-butanone	50	10	U		U	U	U			
chlorobenzene	5*	0.5	U		U	U	U			
Chloroform	7	0.3	U		3.00 F	U	U			
Chloromethane	--	1.0	U		U	U	U			
cis-1,2-dichloroethene	5*	1.0	U		U	U	U			
ethylbenzene	5*	1.0	2.57		U	5.00 F	U			
isopropylbenzene	5*	1.0	2.54		U	U	U			
methyl tert-butyl ether	10	5.0	U		51.5 F	55.8 F	37.2 F			
methylene chloride	5*	1.0	U		U	U	U			
n-butylbenzene	5*	1.0	U		U	U	U			
n-propylbenzene	5*	1.0	2.52		U	4.00 F	U			
m,p,-xylene (sum of isomers)	5*	2.0	61.0		35.2 F	32.2 F	11.8 F			
naphthalene	10	1.0	11.9		5.50 F	6.75 F	6.25 F			
o-xylene	5*	1.0	0.610 F		U	4.50 F	U			
p-isopropyltoluene	5*	1.0	U		U	U	U			
sec-butylbenzene	5*	1.0	U		U	U	U			
t-butylbenzene	5*	1.0	U		U	U	U			
tetrachloroethene (PCE)	5*	1.0	U		U	U	U			
toluene	5*	1.0	0.690 F		U	U	U			
trans-1,2-Dichloroethene	5*	1.0	U		U	U	U			
trichloroethene (TCE)	5*	1.0	U		U	U	U			
vinyl chloride	2	1.0	U		U	U	U			
xylenes, total	5*	-	61.6		35.2 F	36.8 F	11.8 F			
total VOCs	-	-	778.96	Monitoring well not sampled, annual sampling frequency.	802.4	852.7	952.05			
Wet Chemistry										
DOC (mg/L)	-	-	6.1		6.4	6.7	5.8			
alkalinity (mg/L)	-	10	350		360	370	370			
chloride (mg/L)	250	1	72		75	62	68			
nitrate (mg/L)	10	1	U		U	U	U			
sulfate (mg/L)	250	1	U		U	U	U			
Field Parameters										
ORP (mV)	-	-	-116		-101	-105	-9			
oxygen (mg/L)	-	-	1.60		1.79	0.00	0.00			
pH (-)	-	-	6.74		7.60	6.98	6.57			
ferrous iron (mg/L)	-	-	1.6		3.8	6.0	3.0			

Table 5-2
Apron 2 Detected Sampling Results

Sample Location	NYS Groundwater Standards	Reporting Limit	782SW-115							
Sample ID			**782SW11501AA**	**782SW11501AB**	**782SW11501BB**	**782SW11501CA**	**782SW11501DA**	**782SW11501EB**	**782SW11501FB**	**782SW11501GA**
Date of Collection			**11/15/2006**	**9/24/2008**	**1/2/2009**	**4/16/2009**	**6/16/2009**	**9/24/2009**	**4/21/2010**	**10/4/2010**
Sample Depth (ft TOIC)			**1**	**1**	**1**	**1**	**1**	**1**	**1**	**1**
Dilution Factor (-)			**1**	**1**	**1**	**1**	**1**	**1**	**1**	**1**
VOCs (µg/L)										
1,1- dichloroethane	5*	1.0	U	U	U	U	U	U	U	U
1,1-dichloroethene	5*	1.0	U	U	U	U	U	U	U	U
1,2,4-trimethylbenzene	5*	1.0	U	U	U	U	U	U	U	U
1,2-dichlorobenzene	3	1.0	U	U	U	U	U	U	U	U
1,3,5-trimethylbenzene	5*	1.0	U	U	U	U	U	U	U	U
4-Chlorotoluene	5*	1.0	U	U	U	U	U	U	U	U
acetone	50	10	U	U	U	1.12 F	U	1.11 F	U	U
benzene	1	0.4	U	U	U	U	U	U	U	U
2-butanone	50	10	U	U	U	U	U	U	U	U
chlorobenzene	5*	0.5	0.160 F	U	0.230 F	0.220 F	0.120 F	U	0.190 F	0.250 F
Chloroform	7	0.3	U	U	U	U	U	U	0.150 F	0.240 F
Chloromethane	--	1.0	U	U	U	U	U	0.590 F	U	U
cis-1,2-dichloroethene	5*	1.0	U	U	U	U	0.120 F	U	U	U
ethylbenzene	5*	1.0	U	U	U	U	U	U	U	U
isopropylbenzene	5*	1.0	U	U	U	U	U	U	U	U
methyl tert-butyl ether	10	5.0	U	U	U	U	U	U	U	U
methylene chloride	5*	1.0	U	U	U	U	U	U	U	U
n-butylbenzene	5*	1.0	U	U	U	U	U	U	U	U
n-propylbenzene	5*	1.0	U	U	U	U	U	U	U	U
m,p,-xylene (sum of isomers)	5*	2.0	U	U	U	U	U	U	U	U
naphthalene	10	1.0	U	U	U	U	U	U	U	U
o-xylene	5*	1.0	U	U	U	U	U	U	U	U
p-isopropyltoluene	5*	1.0	U	U	U	U	U	U	U	U
sec-butylbenzene	5*	1.0	U	U	U	U	U	U	U	U
t-butylbenzene	5*	1.0	U	U	U	U	U	U	U	U
tetrachloroethene (PCE)	5*	1.0	U	U	U	U	U	U	U	U
toluene	5*	1.0	U	U	U	U	U	U	U	U
trans-1,2-Dichloroethene	5*	1.0	U	U	U	U	U	U	U	U
trichloroethene (TCE)	5*	1.0	0.140 F	U	0.110 F	U	U	0.130 F	U	0.110 F
vinyl chloride	2	1.0	U	U	U	U	U	U	U	U
xylenes, total	5*	-	U	U	U	U	U	U	U	U
total VOCs	-	-	0.3	0	0.34	1.34	0.24	1.83	0.34	0.6
Wet Chemistry										
DOC (mg/L)	-	-	NS	NS	NS	NS	NS	NS	NS	NS
alkalinity (mg/L)	-	10	NS	NS	NS	NS	NS	NS	NS	NS
chloride (mg/L)	250	1	NS	NS	NS	NS	NS	NS	NS	NS
nitrate (mg/L)	10	1	NS	NS	NS	NS	NS	NS	NS	NS
sulfate (mg/L)	250	1	NS	NS	NS	NS	NS	NS	NS	NS
Field Parameters										
ORP (mV)	-	-	-40	169	51	187	7	-5	-38	8
oxygen (mg/L)	-	-	9.33	12.34	11.11	11.79	8.79	10.01	7.10	11.44
pH (-)	-	-	7.09	5.90	6.21	5.44	7.20	7.65	7.48	6.21
ferrous iron (mg/L)	-	-	NS	NS	NS	NS	NS	NS	NS	NS

Table 5-2
Apron 2 Detected Sampling Results

Sample Location	**NYS Groundwater Standards**	**Reporting Limit**	**782SW-115**							
Sample ID			**782SW11501HA**							
Date of Collection			**4/5/2011**							
Sample Depth (ft TOIC)			**1**							
Dilution Factor (-)			**1**							
VOCs (µg/L)										
1,1- dichloroethane	5*	1.0	U							
1,1-dichloroethene	5*	1.0	U							
1,2,4-trimethylbenzene	5*	1.0	U							
1,2-dichlorobenzene	3	1.0	U							
1,3,5-trimethylbenzene	5*	1.0	U							
4-Chlorotoluene	5*	1.0	U							
acetone	50	10	3.52 FB							
benzene	1	0.4	U							
2-butanone	50	10	U							
chlorobenzene	5*	0.5	0.210 F							
Chloroform	7	0.3	0.160 F							
Chloromethane	--	1.0	U							
cis-1,2-dichloroethene	5*	1.0	U							
ethylbenzene	5*	1.0	U							
isopropylbenzene	5*	1.0	U							
methyl tert-butyl ether	10	5.0	U							
methylene chloride	5*	1.0	U							
n-butylbenzene	5*	1.0	U							
n-propylbenzene	5*	1.0	U							
m,p,-xylene (sum of isomers)	5*	2.0	U							
naphthalene	10	1.0	U							
o-xylene	5*	1.0	U							
p-isopropyltoluene	5*	1.0	U							
sec-butylbenzene	5*	1.0	U							
t-butylbenzene	5*	1.0	U							
tetrachloroethene (PCE)	5*	1.0	U							
toluene	5*	1.0	U							
trans-1,2-Dichloroethene	5*	1.0	U							
trichloroethene (TCE)	5*	1.0	U							
vinyl chloride	2	1.0	U							
xylenes, total	5*	-	U							
total VOCs	-	-	3.89							
Wet Chemistry										
DOC (mg/L)	-	-	NS							
alkalinity (mg/L)	-	10	NS							
chloride (mg/L)	250	1	NS							
nitrate (mg/L)	10	1	NS							
sulfate (mg/L)	250	1	NS							
Field Parameters										
ORP (mV)	-	-	113							
oxygen (mg/L)	-	-	25.43							
pH (-)	-	-	7.86							
ferrous iron (mg/L)	-	-	NS							

Table 5-2
Apron 2 Detected Sampling Results

Sample Location	NYS Groundwater Standards	Reporting Limit	782SW-118							
Sample ID			**782SW11801AA**	**782SW11801AB**	**782SW11801BB**	**782SW11801CA**	**782SW11801DA**	**782SW11801EB**	**782SW11801FB**	**782SW11801GA**
Date of Collection			**11/15/2006**	**9/24/2008**	**1/2/2009**	**4/16/2009**	**6/16/2009**	**9/24/2009**	**4/21/2010**	**10/4/2010**
Sample Depth (ft TOIC)			**1**	**1**	**1**	**1**	**1**	**1**	**1**	**1**
Dilution Factor (-)			**1**	**1**	**1**	**1**	**1**	**1**	**1**	**1**
VOCs (µg/L)										
1,1- dichloroethane	5*	1.0	U	U	U	U	U	U	U	U
1,1-dichloroethene	5*	1.0	U	U	U	U	U	U	U	U
1,2,4-trimethylbenzene	5*	1.0	U	U	U	U	U	U	U	U
1,2-dichlorobenzene	3	1.0	U	U	U	U	U	U	U	U
1,3,5-trimethylbenzene	5*	1.0	U	U	U	U	U	U	U	U
4-Chlorotoluene	5*	1.0	U	U	U	U	U	U	U	U
acetone	50	10	U	U	U	1.10 F	U	U	1.27 F	U
benzene	1	0.4	1.85	1.42	1.11	0.620	0.620	0.740	0.350 F	U
2-butanone	50	10	U	U	U	U	U	U	U	U
chlorobenzene	5*	0.5	0.150 F	U	0.200 F	0.170 F	0.130 F	U	0.230 F	0.240 F
Chloroform	7	0.3	U	U	U	U	U	U	0.150 F	0.230 F
Chloromethane	--	1.0	U	U	U	U	U	0.390 F	U	U
cis-1,2-dichloroethene	5*	1.0	U	U	U	U	U	U	U	U
ethylbenzene	5*	1.0	0.110 F	U	U	U	U	U	U	U
isopropylbenzene	5*	1.0	U	U	U	U	U	U	U	U
methyl tert-butyl ether	10	5.0	0.190 F	U	0.220 F	U	0.220 F	0.300 F	0.171 FJ	U
methylene chloride	5*	1.0	U	U	U	U	U	U	U	U
n-butylbenzene	5*	1.0	U	U	U	U	U	U	U	U
n-propylbenzene	5*	1.0	U	U	U	U	U	U	U	U
m,p,-xylene (sum of isomers)	5*	2.0	0.180 F	U	U	U	U	U	U	U
naphthalene	10	1.0	U	U	U	U	U	U	U	U
o-xylene	5*	1.0	U	U	U	U	U	U	U	U
p-isopropyltoluene	5*	1.0	U	U	U	U	U	U	U	U
sec-butylbenzene	5*	1.0	U	U	U	U	U	U	U	U
t-butylbenzene	5*	1.0	U	U	U	U	U	U	U	U
tetrachloroethene (PCE)	5*	1.0	U	U	U	U	U	U	U	U
toluene	5*	1.0	U	U	U	U	U	U	U	U
trans-1,2-Dichloroethene	5*	1.0	U	U	U	U	U	U	U	U
trichloroethene (TCE)	5*	1.0	0.130 F	U	U	0.120 F	U	0.110 F	0.110 F	U
vinyl chloride	2	1.0	U	U	U	U	U	U	U	U
xylenes, total	5*	-	0.180 F	U	U	U	U	U	U	U
total VOCs	-	-	0.28	1.42	1.53	2.01	0.970	1.54	2.281	0.47
Wet Chemistry										
DOC (mg/L)	-	-	NS	NS	NS	NS	NS	NS	NS	NS
alkalinity (mg/L)	-	10	NS	NS	NS	NS	NS	NS	NS	NS
chloride (mg/L)	250	1	NS	NS	NS	NS	NS	NS	NS	NS
nitrate (mg/L)	10	1	NS	NS	NS	NS	NS	NS	NS	NS
sulfate (mg/L)	250	1	NS	NS	NS	NS	NS	NS	NS	NS
Field Parameters										
ORP (mV)	-	-	-37	199	38	173	33	-39	-81	33
oxygen (mg/L)	-	-	9.51	12.04	11.14	10.63	9.59	10.04	7.49	11.40
pH (-)	-	-	7.20	5.77	6.22	5.45	7.19	7.60	7.37	6.48
ferrous iron (mg/L)	-	-	NS	NS	NS	NS	NS	NS	NS	NS

Table 5-2
Apron 2 Detected Sampling Results

Sample Location	**NYS Groundwater Standards**	**Reporting Limit**	**782SW-118**							
Sample ID			**782SW11801HA**							
Date of Collection			**4/5/2011**							
Sample Depth (ft TOIC)			**1**							
Dilution Factor (-)			**1**							
VOCs (µg/L)										
1,1- dichloroethane	5*	1.0	U							
1,1-dichloroethene	5*	1.0	U							
1,2,4-trimethylbenzene	5*	1.0	U							
1,2-dichlorobenzene	3	1.0	U							
1,3,5-trimethylbenzene	5*	1.0	U							
4-Chlorotoluene	5*	1.0	U							
acetone	50	10	3.72 FB							
benzene	1	0.4	U							
2-butanone	50	10	U							
chlorobenzene	5*	0.5	0.180 F							
Chloroform	7	0.3	0.140 F							
Chloromethane	--	1.0	U							
cis-1,2-dichloroethene	5*	1.0	U							
ethylbenzene	5*	1.0	U							
isopropylbenzene	5*	1.0	U							
methyl tert-butyl ether	10	5.0	U							
methylene chloride	5*	1.0	U							
n-butylbenzene	5*	1.0	U							
n-propylbenzene	5*	1.0	U							
m,p,-xylene (sum of isomers)	5*	2.0	U							
naphthalene	10	1.0	U							
o-xylene	5*	1.0	U							
p-isopropyltoluene	5*	1.0	U							
sec-butylbenzene	5*	1.0	U							
t-butylbenzene	5*	1.0	U							
tetrachloroethene (PCE)	5*	1.0	U							
toluene	5*	1.0	U							
trans-1,2-Dichloroethene	5*	1.0	U							
trichloroethene (TCE)	5*	1.0	U							
vinyl chloride	2	1.0	U							
xylenes, total	5*	-	U							
total VOCs	-	-	4.04							
Wet Chemistry										
DOC (mg/L)	-	-	NS							
alkalinity (mg/L)	-	10	NS							
chloride (mg/L)	250	1	NS							
nitrate (mg/L)	10	1	NS							
sulfate (mg/L)	250	1	NS							
Field Parameters										
ORP (mV)	-	-	147							
oxygen (mg/L)	-	-	8.49							
pH (-)	-	-	7.87							
ferrous iron (mg/L)	-	-	NS							

Table 5-2
Apron 2 Detected Sampling Results

Sample Location	NYS Groundwater Standards	Reporting Limit	782SW-119							
Sample ID			**782SW11901AA**	**782SW11901AB**	**782SW11901BB**	**782SW11901CA**	**782SW11901DA**	**782SW11901EB**	**782SW11901FB**	**782SW11901GA**
Date of Collection			**11/15/2006**	**9/24/2008**	**1/2/2009**	**4/16/2009**	**6/16/2009**	**9/24/2009**	**4/21/2010**	**10/4/2010**
Sample Depth (ft TOIC)			**1**	**1**	**1**	**1**	**1**	**1**	**1**	**1**
Dilution Factor (-)			**1**	**1**	**1**	**1**	**1**	**1**	**1**	**1**
VOCs (µg/L)										
1,1- dichloroethane	5*	1.0	U	U	U	U	U	U	U	U
1,1-dichloroethene	5*	1.0	U	U	U	U	U	U	U	U
1,2,4-trimethylbenzene	5*	1.0	U	U	U	U	U	U	U	U
1,2-dichlorobenzene	3	1.0	U	U	U	U	U	U	U	U
1,3,5-trimethylbenzene	5*	1.0	U	U	U	U	U	U	U	U
4-Chlorotoluene	5*	1.0	U	U	U	U	U	U	U	U
acetone	50	10	U	U	U	U	U	U	U	U
benzene	1	0.4	4.49	2.74	1.25	0.570	0.590	0.710	0.340 F	0.120 F
2-butanone	50	10	U	U	U	U	U	U	U	U
chlorobenzene	5*	0.5	0.150 F	U	0.190 F	0.170 F	0.120 F	U	0.170 F	0.230 F
Chloroform	7	0.3	U	U	U	U	U	U	0.120 F	0.230 F
Chloromethane	--	1.0	U	U	U	U	U	U	U	U
cis-1,2-dichloroethene	5*	1.0	U	U	U	U	U	U	U	U
ethylbenzene	5*	1.0	0.150 F	U	U	U	U	U	U	U
isopropylbenzene	5*	1.0	U	U	U	U	U	U	U	U
methyl tert-butyl ether	10	5.0	0.510 F	0.930 F	0.260 F	U	0.190 F	0.370 F	0.200 F	U
methylene chloride	5*	1.0	0.120 F	U	U	U	U	U	U	U
n-butylbenzene	5*	1.0	U	U	U	U	U	U	U	U
n-propylbenzene	5*	1.0	U	U	U	U	U	U	U	U
m,p,-xylene (sum of isomers)	5*	2.0	U	U	U	U	U	U	U	U
naphthalene	10	1.0	U	U	U	U	U	U	U	U
o-xylene	5*	1.0	U	U	U	U	U	U	U	U
p-isopropyltoluene	5*	1.0	U	U	U	U	U	U	U	U
sec-butylbenzene	5*	1.0	U	U	U	U	U	U	U	U
t-butylbenzene	5*	1.0	U	U	U	U	U	U	U	U
tetrachloroethene (PCE)	5*	1.0	U	U	U	U	U	U	U	U
toluene	5*	1.0	U	U	U	U	U	U	U	U
trans-1,2-Dichloroethene	5*	1.0	U	U	U	U	U	U	U	U
trichloroethene (TCE)	5*	1.0	U	U	U	U	0.110 F	U	0.170 F	U
vinyl chloride	2	1.0	U	U	U	U	U	U	U	U
xylenes, total	5*	-	U	U	U	U	U	U	U	U
total VOCs	-	-	0.15	3.67	1.7	0.74	1.01	1.08	1	0.58
Wet Chemistry										
DOC (mg/L)	-	-	NS	NS	NS	NS	NS	NS	NS	NS
alkalinity (mg/L)	-	10	NS	NS	NS	NS	NS	NS	NS	NS
chloride (mg/L)	250	1	NS	NS	NS	NS	NS	NS	NS	NS
nitrate (mg/L)	10	1	NS	NS	NS	NS	NS	NS	NS	NS
sulfate (mg/L)	250	1	NS	NS	NS	NS	NS	NS	NS	NS
Field Parameters										
ORP (mV)	-	-	-35	284	49	164	20	59	-28	64
oxygen (mg/L)	-	-	9.55	12.16	12.27	9.99	9.14	10.21	7.58	11.51
pH (-)	-	-	7.23	5.61	6.51	5.51	7.28	7.25	7.48	6.33
ferrous iron (mg/L)	-	-	NS	NS	NS	NS	NS	NS	NS	NS

Table 5-2
Apron 2 Detected Sampling Results

Sample Location	**NYS Groundwater Standards**	**Reporting Limit**	**782SW-119**							
Sample ID			**782SW11901HA**							
Date of Collection			**4/5/2011**							
Sample Depth (ft TOIC)			**1**							
Dilution Factor (-)			**1**							
VOCs (µg/L)										
1,1- dichloroethane	5*	1.0	U							
1,1-dichloroethene	5*	1.0	U							
1,2,4-trimethylbenzene	5*	1.0	U							
1,2-dichlorobenzene	3	1.0	U							
1,3,5-trimethylbenzene	5*	1.0	U							
4-Chlorotoluene	5*	1.0	U							
acetone	50	10	4.20 FB							
benzene	1	0.4	U							
2-butanone	50	10	U							
chlorobenzene	5*	0.5	0.180 F							
Chloroform	7	0.3	0.130 F							
Chloromethane	--	1.0	U							
cis-1,2-dichloroethene	5*	1.0	U							
ethylbenzene	5*	1.0	U							
isopropylbenzene	5*	1.0	U							
methyl tert-butyl ether	10	5.0	U							
methylene chloride	5*	1.0	U							
n-butylbenzene	5*	1.0	U							
n-propylbenzene	5*	1.0	U							
m,p,-xylene (sum of isomers)	5*	2.0	U							
naphthalene	10	1.0	U							
o-xylene	5*	1.0	U							
p-isopropyltoluene	5*	1.0	U							
sec-butylbenzene	5*	1.0	U							
t-butylbenzene	5*	1.0	U							
tetrachloroethene (PCE)	5*	1.0	U							
toluene	5*	1.0	U							
trans-1,2-Dichloroethene	5*	1.0	U							
trichloroethene (TCE)	5*	1.0	U							
vinyl chloride	2	1.0	U							
xylenes, total	5*	-	U							
total VOCs	-	-	4.51							
Wet Chemistry										
DOC (mg/L)	-	-	NS							
alkalinity (mg/L)	-	10	NS							
chloride (mg/L)	250	1	NS							
nitrate (mg/L)	10	1	NS							
sulfate (mg/L)	250	1	NS							
Field Parameters										
ORP (mV)	-	-	165							
oxygen (mg/L)	-	-	9.66							
pH (-)	-	-	7.9							
ferrous iron (mg/L)	-	-	NS							

Appendix E

LETTER REPORT

WETLAND AND VERNAL POOL INSPECTION AND THREE MILE CREEK AOC AND SIX MILE CREEK AOC SITE WALK

FORMER GRIFFISS AIR FORCE BASE SITE
ROME, NEW YORK

Prepared for:

Air Force Civil Engineer Center
706 Brooks Road
Rome, New York 13441

Prepared by:

FPM Remediations, Inc.
584 Phoenix Drive
Rome, NY 13441

In association with:

CAPE℠
10901 Lowell Avenue, Suite 271
Overland Park, Kansas 66210

Contract Number FA8903-10-D-8595

Delivery Order 0014

January 2013

This page is intentionally left blank.

TABLE OF CONTENTS

SECTION **PAGE**

1.0 INTRODUCTION 1

1.1 Purpose 1

2.0 INSPECTION AND SITE WALK 1

2.1 Recommendations 2

LIST OF FIGURES

Figure 1 Constructed Wetlands and Vernal Pools Three Mile Creek AOC Vicinity

LIST OF TABLES

Table 1 Three Mile Creek AOC Wetland and Vernal Pool Inspection Vegetation Results (2012)

ATTACHMENTS
(Attachments are provided on CD)

Attachment A Site Walk Write-up
Attachment B Inspection Field Forms
Attachment C Inspection and Site Walk Photos

LIST OF ACRONYMS AND ABBREVIATIONS

AFB	Air Force Base
AFCEC	Air Force Civil Engineer Center
AFRPA	Air Force Real Property Agency
AOC	Area of Concern
CAPE	CAPE, Inc.
FPM	FPM Remediations, Inc.
RA	Remedial Action
RACR	Remedial Action Completion Report
SMC	Six Mile Creek
TMC	Three Mile Creek

1.0 INTRODUCTION

FPM Remediations Inc. (FPM), in association with CAPE, Inc. (CAPE), has been contracted by the Air Force Civil Engineer Center (AFCEC), to inspect wetland and vernal pool vegetation and conduct a regulator site walk for Installation Restoration Program (IRP) sites SD031 Three Mile Creek (TMC) Area of Concern (AOC) and SD032 Six Mile Creek (SMC) AOC located at the former Griffiss Air Force Base (AFB), New York. This report provides inspection and site walk results and has been prepared contract number FA8903-10-D-8595-0014.

1.1 Purpose

Remedial Action (RA) restoration at SD031 included the creation of 5 vernal pools and mitigation wetlands in the TMC floodplain. It was recommended in the Draft Final Remedial Action Completion Report (RACR) to conduct an inspection of the wetland areas and constructed vernal pools to determine if wetland vegetation is growing and whether the areas promote the intended wildlife habitat.

In addition to the inspection, a site walk was also held in order for regulatory agencies and the Air Force to inspect the progress of restoration activities at the SD031 TMC AOC and the habitat quality of both SD031 TMC AOC and SD032 SMC AOC.

2.0 INSPECTION AND SITE WALK

2.1 Inspection

The inspection was conducted at the SD031 TMC AOC constructed wetland and vernal pools on August 29, 2012. The inspection was conducted at eight locations within the constructed wetland (Figure 1). All visible vegetation at each location was identified along with its regional indicator status. The inspections were conducted at one location within each vernal pool. Results of the inspections showed that the constructed wetlands and vernal pools exhibited vegetation that was dominated by vegetation found in wetlands and moist soils. The detailed wetland and vernal pool vegetation results are provided in Table 1. In addition to vegetation, all observed wildlife sign and standing water were documented. The observed wildlife sign and standing water are documented in field forms provided in Appendix B. Photos taken during the inspection are provided in Appendix C.

2.2 Site Walk

Representatives from the Air Force, United States Environmental Protection Agency, and New York State Department of Environmental Conservation were invited for an informal site walk of the SD031 TMC AOC and SD032 SMC AOC. The site walk was held on October 2, 2012. The site walk write up, which includes attendees and tasks conducted, is provided in Appendix A. Photo documentation is provided in Appendix C.

2.3 Recommendations

The wetland and vernal pool inspection showed that wetland vegetation was present at the constructed wetland and vernal pools associated with the SD031 TMC AOC. In addition, standing water was observed in two of the vernal pools and the wetland in late summer. It is determined that these constructed areas are progressing as intended for optimal wetland vegetation coverage and wildlife habitat. Therefore, no further action in association with the SD031 TMC AOC is recommended.

FIGURES

Threemile Creek

Tree Mile Creek
Constructed
Vernal Pool Complex

Constructed
Forested/ Emergent Wetland

Landfill 6 Boundary

PERIMETER RO

CE ACCESS ROAD

ACCESS ROAD

ACCESS ROAD

THOR AVE.

THOR AVE.

Landfill 6
Constructed
Vernal Pool Complex

Landfill 4

2621 2627 2629 2631 2622 2624 2626 2628 2630 2633 2635 2632 2634 2646 2645 2716 2637 2636 2639 2638 2714 2641

Base Location

Site Location

N

Map is projected in accordance with the
State Plane New York Central - 3102 (NAD 83, Feet)

Key to Features

- Base Boundary
- Culvert / Ditch
- Surface Water
- Overhead Electric
- Existing Road
- Demolished Road
- Constructed Wetland
- Vernal Pool Complex
- Forested/ Emergent Wetland
- Pre-Existing Wetland
- Demolished Facilities
- Existing Facilities
- Landfill Boundary

0 50 100 200
Feet

CAPE FPM Remediations, Inc

November 2012

UNITED STATES AIR FORCE
FORMER GRIFFISS AIR FORCE BASE
ROME, NEW YORK

Figure 1
Constructed Wetlands and Vernal Pools
Three Mile Creek AOC Vicinity

Y:\GIS_Projects\Griffiss\Projects\1015-11-013-6_mile_creek\WLand_Vernal_Pools_TMC_new.mxd

TABLES

Table 1
Three Mile Creek AOC
Wetland and Vernal Pool Inspection Vegetation Results (2012)

Site: Vernal Pool 1 at LF6

Vegetation	Scientic Name	Regional Indicator
calico aster	aster lateriflorus	FACW
spotted joe pye weed	eutrochium maculatum	FACW
canada goldenrod	solidago canadensis	FACU

Site: Vernal Pool 2 at LF6

Vegetation	Scientic Name	Regional Indicator
wild pea	Lathyrus venosus	FACW
crown vetch	securigera varia	NA
canada goldenrod	solidago canadensis	FACU

Site: Vernal Pool 3 at LF6

Vegetation	Scientic Name	Regional Indicator
giant reed grass	phragmites australis	FACW
cotton wood	populus deltoides	FAC
smartweed	polygonum sp. (p. pensylvanicum?)	FACW
blue vervain	verbena hastata	FACW
sneezeweed	helenium autumnale	FACW

Site: Vernal Pools 1 and 2 at TMC

Vegetation	Scientific Name	Regional Indicator
spotted joe pye weed	eutrochium maculatum	FACW
woolgrass	scirpus cyperinus	FACW+
boneset	eupatorium perfoliatum	FACW+
jewel weed	Impatiens capensis	FACW
sneezeweed	helenium autumnale	FACW+
canada goldenrod	solidago canadensis	FACU

Site: Vernal Pool 3 at TMC

Vegetation	Scientific Name	Regional Indicator
spotted joe pye weed	eutrochium maculatum	FACW
woolgrass	scirpus cyperinus	FACW+
boneset	eupatorium perfoliatum	FACW+
tearthumb (arrow leaved)	Persicaria sagittata	OBL
canada goldenrod	solidago canadensis	FACU
smartweed	polygonum sp. (p. pensylvanicum?)	FACW
soft rush	Juncus effusus	FACW+
sensitive fern	Onoclea sensibilis	FACW
purple loosestrife	lythrum salicaria	FACW+

Table 1
Three Mile Creek AOC
Wetland and Vernal Pool Inspection Vegetation Results (2012)

Site: Vernal Pool 4 at TMC

Vegetation	Scientific Name	Regional Indicator
spotted joe pye weed	eutrochium maculatum	FACW
tearthumb (arrow leaved)	Persicaria sagittata	OBL
boneset	eupatorium perfoliatum	FACW+
jewel weed	Impatiens capensis	FACW
canada goldenrod	solidago canadensis	FACU
sensitive fern	Onoclea sensibilis	FACW
cinnamon fern	Osmundastrum cinnamomeum	FACW

Site: Wetland at Skyline/TMC - Point 1

Vegetation	Scientific Name	Regional Indicator
Bluejoint grass	calamagrostis cabadensis	FACW+
slender fragrant goldenrod	solidago tenuifolia	FACU
woodland sunflower	helianthus divaricatus	NA
common buttercup	ranunculus acris	FAC+
wild carrot	daucus carota	NA

Site: Wetland at Skyline/TMC - Point 2

Vegetation	Scientific Name	Regional Indicator
canada goldenrod	solidago canadensis	FACU
common buttercup	ranunculus acris	FAC+
crown vetch	securigera varia	NA
Bluejoint grass	calamagrostis cabadensis	FACW+
panic grass	panicum sp.	?, several species are FACW (http://gobotany.newenglandwild.org/search/?q=panicgrass).

Site: Wetland at Skyline/TMC - Point 3

Vegetation	Scientific Name	Regional Indicator
spotted joe pye weed	eutrochium maculatum	FACW
canada goldenrod	solidago canadensis	FACU

Table 1
Three Mile Creek AOC
Wetland and Vernal Pool Inspection Vegetation Results (2012)

Site: Wetland at Skyline/TMC - Point 4

Vegetation	Scientific Name	Regional Indicator
boneset	eupatorium perfoliatum	FACW+
cotton wood	populus deltoides	FAC
willow (? Meadow willow)	salix sp. (? Salix petiolaris)	? OBL
fox sedge	carex alopecoidea	FACW
soft rush	Juncus effusus	FACW+
spotted joe pye weed	eutrochium maculatum	FACW
hard-stem bulrush	scirpus acutus	OBL

Site: Wetland at Skyline/TMC - Point 5

Vegetation	Scientific Name	Regional Indicator
spotted joe pye weed	eutrochium maculatum	FACW
boneset	eupatorium perfoliatum	FACW+
soft rush	Juncus effusus	FACW+
slender fragrant goldenrod	solidago tenuifolia	FACU
field thistle	cirsium discolor	?, found in disturbed areas, usually with damp to wet soils (http://gobotany.newenglandwild.org/species/cirsium/discolor/)

Site: Wetland at Skyline/TMC - Point 6

Vegetation	Scientific Name	Regional Indicator
canada goldenrod	solidago canadensis	FACU
Bluejoint grass	calamagrostis cabadensis	FACW+
climbing nightshade	solanum dulcamara	FAC-

Site: Wetland at Skyline/TMC - Point 7

Vegetation	Scientific Name	Regional Indicator
slender fragrant goldenrod	solidago tenuifolia	FACU
canada goldenrod	solidago canadensis	FACU

Site: Wetland at Skyline/TMC - Point 8

Vegetation	Scientific Name	Regional Indicator
Bluejoint grass	calamagrostis cabadensis	FACW+
canada goldenrod	solidago canadensis	FACU

FACU = occasionally found in wetlands (estimated probability - 1% to 33%)
FACW = usually occurs in wetlands (estimated probability - 67% to 99%)
FAC = Equally likely to occur in wetlands and non-wetlands (estimated probability - 34% to 66%)
OBL = almost always occurs in wetlands (estimated probability - 99%)
NA = not available

Attachment A

Site Walk

Three Mile Creek and Six Mile Creek

10/2/12 Former Griffiss AFB

Cloudy 60° F Vernal Pool/Wetland Walk

Personnel Present: Michael McDermott (AFCEC), Gaby Atik (FPM), Dan Baldyga (FPM), Josh Wenzel (FPM)

1000 – Mob to Skyline to inspect Constructed Forested/Emergent Wetland Area. Dan Baldyga discusses wetland plant species present in this area. No standing water is observed in wetland area, soils are wet below the ground surface. Vegetation is browning from seasonal changes.

1015 – Brief walk around the wetland area reveals multiple signs of wildlife including deer tracks, various bird species and frogs.

1030 – Walk to Three Mile Creek Constructed Vernal Pool Complex. Dan Baldyga discusses and identifies wetland plant species and soil types at the 4 constructed vernal pools. Standing water is observed in one of the vernal pools (soils are moist/wet below the ground surface at the other vernal pools). Various signs of wildlife are also observed in this vicinity (deer tracks and birds).

1100 – Walk to Three Mile Creek located just south of the Three Mile Creek Constructed Vernal Pool Complex. Creek appears to have good flow. No signs of erosion or channelization were observed. Small fish were observed in this area of the creek. Plenty of trees and overgrown vegetation were observed along the creek bank.

1115 – Mob to Landfill 6 Constructed Vernal Pool Complex. No standing water is observed in any of the 3 constructed vernal pools. Dan Baldyga identifies wetland plant species. Multiple deer beds/droppings were observed in the vernal pool complex. A marsh wren and leopard frog were also observed in the vernal pool complex.

1200 – Mob to Landfill 1 area of Six Mile Creek. Large trees and overgrown vegetation were noted on both sides of the creek. No beaver activity was observed and the dam is no longer interrupting creek flow.

1215 – Mob to Apron 2 area of Six Mile Creek. Adequate water flow was observed in this section of the creek. Overgrown vegetation and small trees lined both sides of the creek bank. Fish were observed in this section of the creek.

1230 – Mob to former Rainbow Creek Site.

1240 – Back to FPM Office. Site walks complete.

Attachment B

Wetland and Vernal Pool Inspections – Three Mile Creek AOC Vicinity

Date: 8/29/12

Wetland / Vernal Pool location: ~~DB~~ LF6

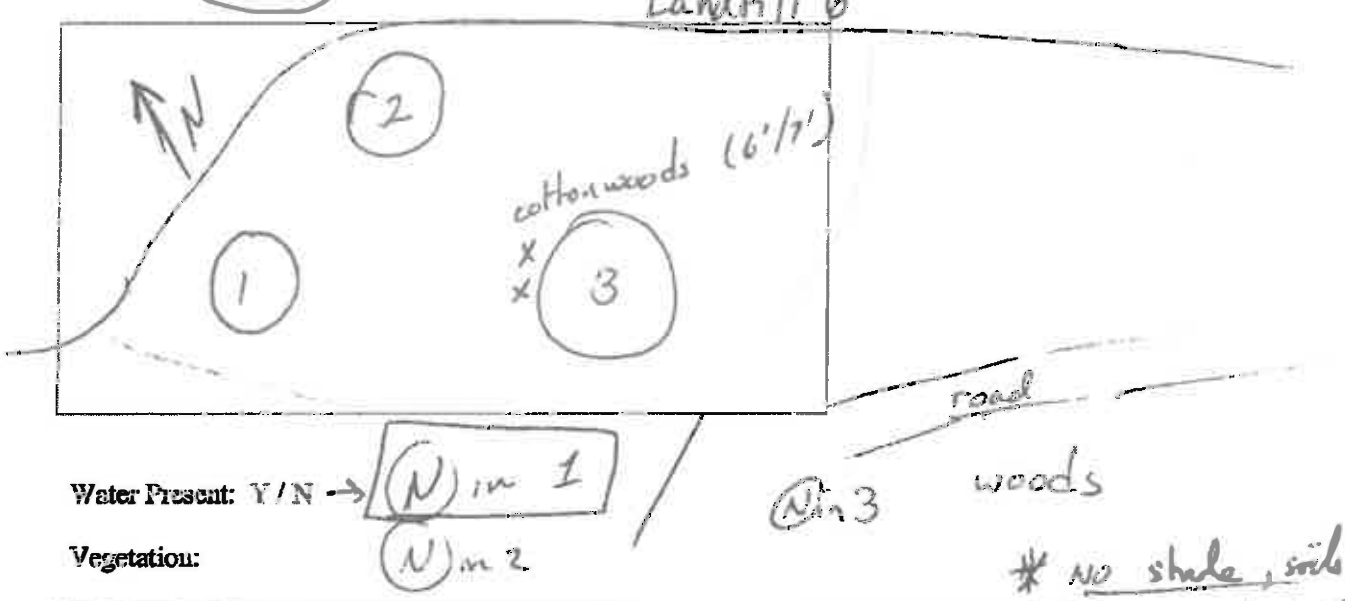

Water Present: Y / N → (N) in 1

(N) in 2

(N) in 3

Vegetation:

* NO shale, soils wa. moist

Point (see drawing)	Vegetation Type		
1	white aster	Joe pye weed	canada goldenrod
2	wild pea / grass?	crown vetch	"
3	reed grass / phrag	cotton wood trees / smartweed	vervain / sneezeweed

present -
J. Wenzel
D. Bellyy-
M. Griffasi

Wetland and Vernal Pool Inspections – Three Mile Creek AOC Vicinity

Date: 8/29/12

Wetland / ~~Vernal Pool~~ location: near TMC

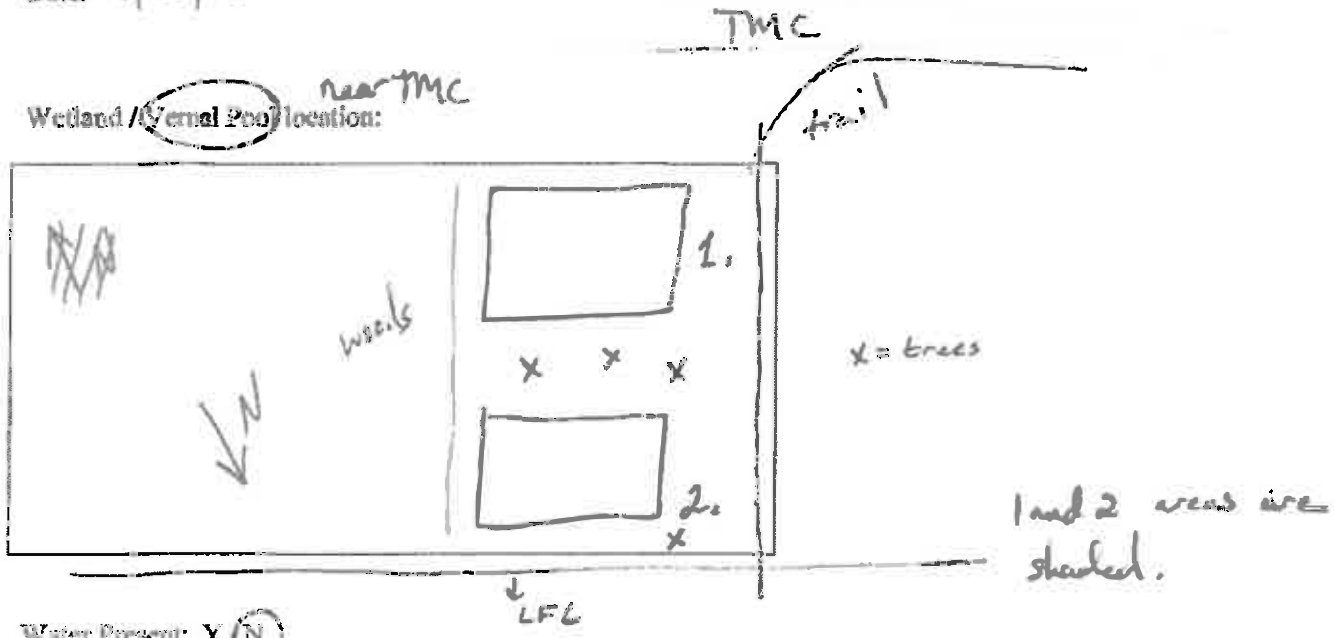

Water Present: Y (N)

Vegetation:

Point (see drawing)	Vegetation Type		
1/2	wool grass	jewel weed (blom)	sneeze weed
	boneset	Joe pye weed	goldenrods
	berry bush?		

present - J. Wenzel
D. Bellbyga
Mark Brifas

Wetland and Vernal Pool Inspections -- Three Mile Creek AOC Vicinity

Date: 8/29/12

Wetland / Vernal Pool location: Near TMC

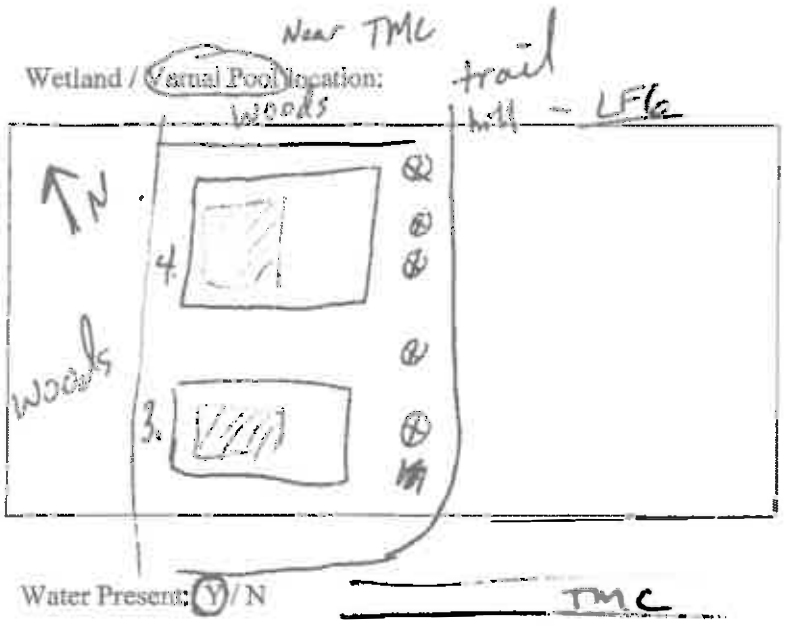

Vegetation:

Point (see drawing)	Vegetation Type		
3.	heart-shaped tear thumb	sensitive fern/ferns	soft rush / wool grass
	joe pye weed	smartweed sp.	purple loosestrife
	boneset	goldenrod	
4.	boneset	jumpseed	sensitive / cinna fern
	goldenrod	heart-shaped tear thumb	jewelweed

present - J. Wenzel
D. Ballyga
Mark Graham

Wetland and Vernal Pool Inspections – Three Mile Creek AOC Vicinity

Date: 8/29/12

(Wetland) / Vernal Pool location: between [illegible] & TMC

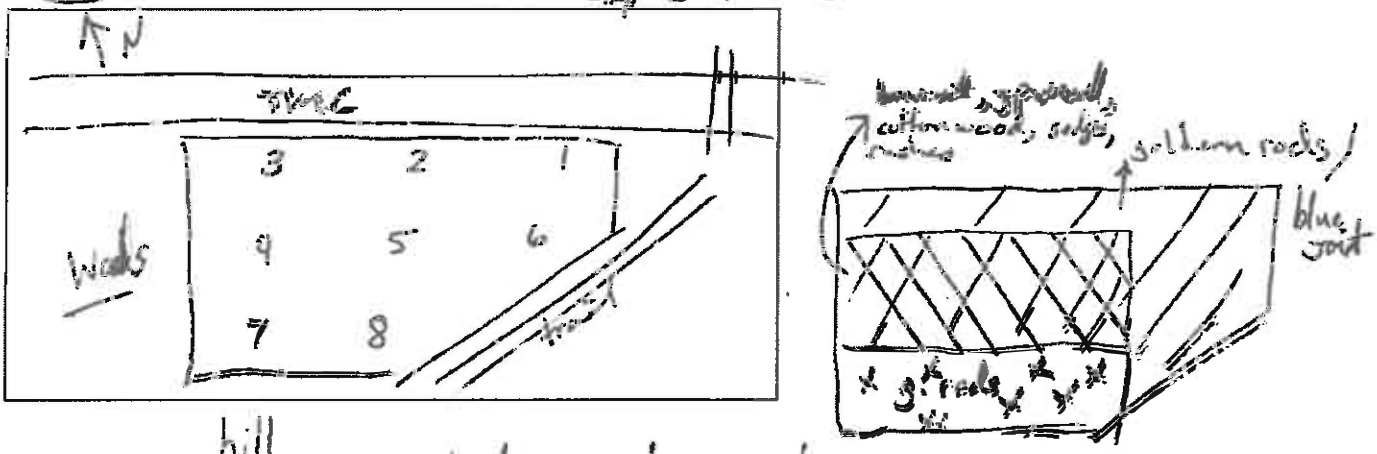

Water Present: Y (N) → no shade, soils moist in 1–6 areas
4 + 5 area saturated
7 + 8 area dry

Vegetation:

Point (no drawing)	Vegetation Type		
1.	bluejoint	slender forget-me-not	bittersweet / wild carrot
	woodland sunflower		
2.	cinnamon fern	bittersweet / thistle	cinnamon fern
	bluejoint	[illegible]	
3.	tree [illegible]	cinnamon fern	
4.	[illegible]	[illegible]	[illegible]
	[illegible]	[illegible]	[illegible]
	tree [illegible]		

present - J. Wenzel
D. Bilyea
Mark Gritsi

* frogs throughout - observed during construction
** wood and leopard frogs observed.

Wetland and Vernal Pool Inspections – Three Mile Creek AOC Vicinity

Date: 8/29/12

Wetland / Vernal Pool location: continued

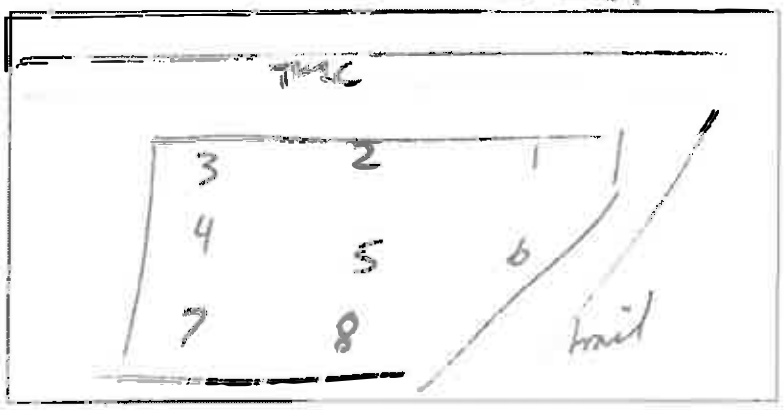

Water Present: Y / N

Vegetation:

Point (see drawing)	Vegetation Type		
5.	Slender fragrant grass	thistle/Joe Pye weed	bonset/soft rush
6.	canada g.rod	night shade	grape
	blue joint		
7.	goldenrods → (sf and canada)		
8.	canada g.rod	blue joint	

present - J Wenzel
D Bellizzi
M Griffins

Attachment C

Inspection 8/29/12



Three Mile Creek Vernal Pool #1 (Photo 1)



Three Mile Creek Vernal Pool #1 (Photo 2)



Three Mile Creek Vernal Pool #1 (Photo 1)



Three Mile Creek Vernal Pool #2 (Photo 1)



Three Mile Creek Vernal Pool #2 (Photo 2)



Three Mile Creek Vernal Pool #2 (Photo 3)



Three Mile Creek Vernal Pool #2 (Photo 4)



Three Mile Creek Vernal Pool #3 (Photo 1)



Three Mile Creek Vernal Pool #3 (Photo 2)



Three Mile Creek Vernal Pool #4 (Photo 1)



Three Mile Creek Vernal Pool #4 (Photo 2)



Three Mile Creek Vernal Pool #4 (Photo 3)



Constructed Forested/Emergent Wetland at Skyline/TMC Location (Photo 1)



Constructed Forested/Emergent Wetland at Skyline/TMC Location (Photo 2)



Constructed Forested/Emergent Wetland at Skyline/TMC Location (Photo 3)



Constructed Forested/Emergent Wetland at Skyline/TMC Location (Photo 4)



Constructed Forested/Emergent Wetland at Skyline/TMC Location (Photo 5)



Constructed Forested/Emergent Wetland at Skyline/TMC Location (Photo 6)



Constructed Forested/Emergent Wetland at Skyline/TMC Location (Photo 6)



Constructed Forested/Emergent Wetland at Skyline/TMC Location (Photo 7)



Constructed Forested/Emergent Wetland at Skyline/TMC Location (Photo 7)



Constructed Forested/Emergent Wetland at Skyline/TMC Location (Photo 8)



Constructed Forested/Emergent Wetland at Skyline/TMC Location (Photo 9)



Constructed Forested/Emergent Wetland at Skyline/TMC Location (Photo 10)



Constructed Forested/Emergent Wetland at Skyline/TMC Location (Photo 11)

Site Walk 10/2/12



Constructed Forested/Emergent Wetland at Skyline/TMC Location (Photo 1)



Constructed Forested/Emergent Wetland at Skyline/TMC Location (Photo 2)



Constructed Forested/Emergent Wetland at Skyline/TMC Location (Photo 3)



Constructed Forested/Emergent Wetland at Skyline/TMC Location (Photo 4)



Constructed Forested/Emergent Wetland at Skyline/TMC Location (Photo 5)



Constructed Forested/Emergent Wetland at Skyline/TMC Location (Photo 6)



Constructed Forested/Emergent Wetland at Skyline/TMC Location (Photo 7)



Constructed Forested/Emergent Wetland at Skyline/TMC Location (Photo 8)



Three Mile Creek Vernal Pool #1 (Photo 1)



Three Mile Creek Vernal Pool #1 (Photo 2)



Three Mile Creek Vernal Pool #2 (Photo 1)



Three Mile Creek Vernal Pool #3 (Photo 1)



Three Mile Creek Vernal Pool #3 (Photo 2)



Three Mile Creek Vernal Pool #4 (Photo 1)



Three Mile Creek (Photo 1)



Three Mile Creek (Photo 2)



Three Mile Creek (Photo 3)



Three Mile Creek (Photo 4)



Three Mile Creek (Photo 5)



Landfill 6 Vernal Pool Complex #1 (Photo 1)



Landfill 6 Vernal Pool Complex #1 (Photo 2)



Landfill 6 Vernal Pool Complex #1 (Photo 3)



Landfill 6 Vernal Pool Complex #1 (Photo 4)



Landfill 6 Vernal Pool Complex #2 (Photo 1)



Landfill 6 Vernal Pool Complex #3 (Photo 1)



Landfill 6 Vernal Pool Complex #3 (Photo 2)



Landfill 6 Vernal Pool Complex #3 (Photo 3)



Landfill 6 Vernal Pool Complex #3 (Photo 4)



Landfill 6 Vernal Pool Complex #3 (Photo 5)